

Team Corpus Christi				Through Games Of Sunday, January 10, 2010						
Average RPI Win:	259	WON-LOST	WINNING	LAST 10	STRENGTH OF	OPP. STRENGTH	TEAM	ADJ.	CONF.	ADJ CONF.
Average RPI Loss:	179	RECORD	PCT. RANK	GAMES	SCHEDULE	OF SCHEDULE	RPI	RPI	RPI	RPI
DIV. I ONLY	1- 16	337	1- 9	200	291	332	332	22	22	
DIV. I NON-CONF.	1- 10	323	1- 5	208	274	325	325	21	21	
TOTALS	RPI 1-25	RPI 26-50	W-L RECORDS	RPI 51-100	RPI 101-150	RPI 150+				
1- 16	0- 0	0- 1	OVERALL	0- 1	0- 4	1- 10				
1- 7	0- 0	0- 0	HOME	0- 0	0- 1	1- 6				
0- 8	0- 0	0- 1	AWAY	0- 0	0- 3	0- 4				
0- 1	0- 0	0- 0	NEUTRAL	0- 1	0- 0	0- 0				
1- 10	0- 0	0- 1	NON-CONFERENCE	0- 1	0- 3	1- 5				
1- 4	0- 0	0- 0	HOME	0- 0	0- 1	1- 3				
0- 5	0- 0	0- 1	AWAY	0- 0	0- 2	0- 2				
0- 1	0- 0	0- 0	NEUTRAL	0- 1	0- 0	0- 0				
0- 6	0- 0	0- 0	CONFERENCE	0- 0	0- 1	0- 5				
0- 3	0- 0	0- 0	HOME	0- 0	0- 0	0- 3				
0- 3	0- 0	0- 0	AWAY	0- 0	0- 1	0- 2				
0- 0	0- 0	0- 0	NEUTRAL	0- 0	0- 0	0- 0				

RPI 1-25				RPI 26-50				RPI 51-100				RPI 101+				Team's RPI: 332	
RPI	S	Opponent	Score	RPI	S	Opponent	Score	RPI	S	Opponent	Score	RPI	S	Opponent	Score		
				29	A	Colorado	48 75					121	A	Texas	30 79		
								68	N	Auburn	57 72	128	A	Lamar	37 44		
												144	A	TCU	38 69		
												147	H	Indiana	47 58		
												158	A	Sam Houston St.	46 65		
												162	H	Oral Roberts	41 58		
												167	H	Belmont	54 75		
												177	H	Central Ark.	40 55		
												211	A	McNeese St.	39 68		
												237	H	Stephen F. Austin	47 66		
												256	H	Texas St.	51 69		
												259	H	Cornell	52 49		
												262	A	UTSA	40 52		
												302	A	Tex.-Pan American	65 77		
												302	H	Tex.-Pan American	45 49		
LAST 12 Division I GAMES:																	
				177	H	Central Ark.	40 55	144	A	TCU	38 69						
				162	H	Oral Roberts	41 58	259	H	Cornell	52 49						
				128	A	Lamar	37 44	256	H	Texas St.	51 69						
				211	A	McNeese St.	39 68	121	A	Texas	30 79						
				237	H	Stephen F. Austin	47 66	302	H	Tex.-Pan American	45 49						
				158	A	Sam Houston St.	46 65	68	N	Auburn	57 72						

Non-Div I Games:

A&amp;M-Corpus Christi

■ Loss, ■ Non-Conf, S Site, H Home A Away N Neutral

Average RPI Win:	283	WON-LOST	WINNING	LAST 10	STRENGTH OF	OPP. STRENGTH	TEAM	ADJ.	CONF.	ADJ CONF.
Average RPI Loss:	205	RECORD	PCT. RANK	GAMES	SCHEDULE	OF SCHEDULE	RPI	RPI	RPI	RPI
DIV. I ONLY	2- 15	329	2- 8	294	301	336	336	15	15	
DIV. I NON-CONF.	1- 12	331	1- 7	233	317	336	336	15	15	
TOTALS	RPI 1-25	RPI 26-50	W-L RECORDS	RPI 51-100	RPI 101-150	RPI 150+				
2- 15	0- 0	0- 1	OVERALL	0- 0	0- 2	2- 12				
2- 6	0- 0	0- 0	HOME	0- 0	0- 1	2- 5				
0- 8	0- 0	0- 1	AWAY	0- 0	0- 1	0- 6				
0- 1	0- 0	0- 0	NEUTRAL	0- 0	0- 0	0- 1				
1- 12	0- 0	0- 1	NON-CONFERENCE	0- 0	0- 2	1- 9				
1- 5	0- 0	0- 0	HOME	0- 0	0- 1	1- 4				
0- 6	0- 0	0- 1	AWAY	0- 0	0- 1	0- 4				
0- 1	0- 0	0- 0	NEUTRAL	0- 0	0- 0	0- 1				
1- 3	0- 0	0- 0	CONFERENCE	0- 0	0- 0	1- 3				
1- 1	0- 0	0- 0	HOME	0- 0	0- 0	1- 1				
0- 2	0- 0	0- 0	AWAY	0- 0	0- 0	0- 2				
0- 0	0- 0	0- 0	NEUTRAL	0- 0	0- 0	0- 0				

RPI S	Opponent	Score	RPI S	Opponent	Score	RPI S	Opponent	Score	RPI S	Opponent	Score	Team's RPI: 336
28	A Iowa St.	35 83							101	H San Diego	43 74	
									146	A Idaho St.	51 83	
									179	A Longwood	63 68	
									198	N Penn	39 61	
									203	A North Dakota	42 76	
									208	H Army	68 72	
									217	A Northern Colo.	44 68	
									220	H Navy	36 60	
									232	A Denver	73 77	
									241	A Boise St.	65 66	
									242	A Nevada	54 67	
									261	H Colorado St.	44 64	
									277	H UNLV	81 69	
									284	H UMKC	58 66	
									289	H CSU Bakersfield	82 78	
									309	H Utah Valley	60 70	
LAST 12 Division I GAMES:												
241	A Boise St.	65 66	28	A Iowa St.	35 83							
261	H Colorado St.	44 64	289	H CSU Bakersfield	82 78							
277	H UNLV	81 69	232	A Denver	73 77							
242	A Nevada	54 67	203	A North Dakota	42 76							
309	H Utah Valley	60 70	101	H San Diego	43 74							
198	N Penn	39 61	284	H UMKC	58 66							

Non-Div I Games:

Air Force

■ Loss, 
 ■ Non-Conf, 
 ■ S Site, 
 ■ H Home 
 ■ A Away 
 N Neutral

Average RPI Win:	268	WON-LOST	WINNING	LAST 10	STRENGTH OF	OPP. STRENGTH	TEAM	ADJ.	CONF.	ADJ CONF.
Average RPI Loss:	120	RECORD	PCT. RANK	GAMES	SCHEDULE	OF SCHEDULE	RPI	RPI	RPI	RPI
DIV. I ONLY	11- 5	67	6- 4	328	203	169	169	19	19	
DIV. I NON-CONF.	8- 4	84	5- 3	289	171	152	152	17	17	
TOTALS	RPI 1-25	RPI 26-50	W-L RECORDS	RPI 51-100	RPI 101-150	RPI 150+				
11- 5	0- 1	0- 0	OVERALL	0- 1	0- 2	11- 1				
4- 2	0- 1	0- 0	HOME	0- 0	0- 1	4- 0				
7- 3	0- 0	0- 0	AWAY	0- 1	0- 1	7- 1				
0- 0	0- 0	0- 0	NEUTRAL	0- 0	0- 0	0- 0				
8- 4	0- 1	0- 0	NON-CONFERENCE	0- 1	0- 2	8- 0				
3- 2	0- 1	0- 0	HOME	0- 0	0- 1	3- 0				
5- 2	0- 0	0- 0	AWAY	0- 1	0- 1	5- 0				
0- 0	0- 0	0- 0	NEUTRAL	0- 0	0- 0	0- 0				
3- 1	0- 0	0- 0	CONFERENCE	0- 0	0- 0	3- 1				
1- 0	0- 0	0- 0	HOME	0- 0	0- 0	1- 0				
2- 1	0- 0	0- 0	AWAY	0- 0	0- 0	2- 1				
0- 0	0- 0	0- 0	NEUTRAL	0- 0	0- 0	0- 0				

RPI 1-25				RPI 26-50				RPI 51-100				RPI 101+ Team's RPI: 169			
RPI	S	Opponent	Score	RPI	S	Opponent	Score	RPI	S	Opponent	Score	RPI	S	Opponent	Score
12	H	Dayton	59 90					74	A	Youngstown St.	71 80	102	A	Saint Francis (PA)	73 74
												138	H	Wright St.	71 73
												186	A	Tennessee Tech	78 67
												187	H	Cincinnati	67 54
												219	A	Providence	81 78
												229	A	George Mason	65 49
												252	H	Canisius	81 72
												265	A	Northern Ill.	63 52
												274	A	Western Mich.	77 84
												287	A	Ohio	81 54
												312	H	Bryant	78 56
												335	A	Chicago St.	86 45
												339	H	Kent St.	93 58
												341	A	Saint Peter's	103 57
LAST 12 Division I GAMES:															
274	A	Western Mich.	77 84	12	H	Dayton	59 90	187	H	Cincinnati	67 54	138	H	Wright St.	71 73
265	A	Northern Ill.	63 52	229	A	George Mason	65 49	252	H	Canisius	81 72	341	A	Saint Peter's	103 57
339	H	Kent St.	93 58	274	A	Western Mich.	77 84	287	A	Ohio	81 54				
287	A	Ohio	81 54	312	H	Bryant	78 56	335	A	Chicago St.	86 45				
335	A	Chicago St.	86 45	339	H	Kent St.	93 58								
74	A	Youngstown St.	71 80												

Non-Div I Games: Hiram

83 24

Akron

■ Loss, 
 ■ Non-Conf, S Site, 
 ■ Home 
 ■ Away 
 N Neutral

## Alabama

Through Games Of Sunday, January 20, 2013

Average RPI Win:	235	WON-LOST	WINNING	LAST 10	STRENGTH OF	OPP. STRENGTH	TEAM	ADJ.	CONF.	ADJ CONF.
Average RPI Loss:	71	RECORD	PCT. RANK	GAMES	SCHEDULE	OF SCHEDULE	RPI	RPI	RPI	RPI
DIV. I ONLY	11- 7	105	5- 5	160	118	120	120	4	4	
DIV. I NON-CONF.	10- 3	50	5- 2	308	243	162	162	6	6	
TOTALS	RPI 1-25	RPI 26-50	W-L RECORDS	RPI 51-100	RPI 101-150	RPI 150+				
11- 7	0- 4	1- 0	OVERALL	0- 2	0- 0	10- 1				
5- 4	0- 2	1- 0	HOME	0- 1	0- 0	4- 1				
4- 3	0- 2	0- 0	AWAY	0- 1	0- 0	4- 0				
2- 0	0- 0	0- 0	NEUTRAL	0- 0	0- 0	2- 0				
10- 3	0- 0	1- 0	NON-CONFERENCE	0- 2	0- 0	9- 1				
5- 2	0- 0	1- 0	HOME	0- 1	0- 0	4- 1				
3- 1	0- 0	0- 0	AWAY	0- 1	0- 0	3- 0				
2- 0	0- 0	0- 0	NEUTRAL	0- 0	0- 0	2- 0				
1- 4	0- 4	0- 0	CONFERENCE	0- 0	0- 0	1- 0				
0- 2	0- 2	0- 0	HOME	0- 0	0- 0	0- 0				
1- 2	0- 2	0- 0	AWAY	0- 0	0- 0	1- 0				
0- 0	0- 0	0- 0	NEUTRAL	0- 0	0- 0	0- 0				

RPI	S	Opponent	Score	RPI	S	Opponent	Score	RPI	S	Opponent	Score	RPI	S	Opponent	Score	Team's RPI: 120
5	A	Tennessee	69 96	43	H	Virginia	73 70	56	H	Chattanooga	58 72	160	A	Hawaii	44 43	
9	H	Kentucky	70 87					79	A	Wisconsin	50 69	165	H	North Texas	88 83	
13	A	Texas A&M	52 91									180	A	Houston	83 74	
24	H	Georgia	83 95									187	N	Cincinnati	58 47	
												267	A	Ole Miss	83 75	
												298	H	Southeastern La.	97 62	
												311	A	Troy	80 71	
												313	H	Wofford	52 58	
												315	H	Ark.-Pine Bluff	79 60	
												326	N	LIU Brooklyn	80 58	
												338	H	Jacksonville St.	80 43	
LAST 12 Division I GAMES:																
5	A	Tennessee	69 96	326	N	LIU Brooklyn	80 58									
267	A	Ole Miss	83 75	187	N	Cincinnati	58 47									
24	H	Georgia	83 95	43	H	Virginia	73 70									
9	H	Kentucky	70 87	313	H	Wofford	52 58									
13	A	Texas A&M	52 91	311	A	Troy	80 71									
160	A	Hawaii	44 43	56	H	Chattanooga	58 72									

Non-Div I Games:

Alabama

■ Loss, 
 ■ Non-Conf, S Site, 
 ■ Home 
 ■ Away 
 N Neutral

## Alabama A&amp;M

Through Games Of Sunday, January 20, 2013

Average RPI Win:	311	WON-LOST	WINNING	LAST 10	STRENGTH OF	OPP. STRENGTH	TEAM	ADJ.	CONF.	ADJ CONF.
Average RPI Loss:	160	RECORD	PCT. RANK	GAMES	SCHEDULE	OF SCHEDULE	RPI	RPI	RPI	RPI
DIV. I ONLY	5- 10	258	5- 5	278	270	286	286	31	31	
DIV. I NON-CONF.	0- 9	335	0- 6	47	124	285	285	31	31	
TOTALS	RPI 1-25	RPI 26-50	W-L RECORDS	RPI 51-100	RPI 101-150	RPI 150+				
5- 10	0- 1	0- 1	OVERALL	0- 1	0- 3	5- 4				
3- 3	0- 0	0- 0	HOME	0- 0	0- 1	3- 2				
2- 5	0- 0	0- 0	AWAY	0- 0	0- 0	2- 1				
0- 2	0- 1	0- 0	NEUTRAL	0- 0	0- 1	0- 0				
0- 9	0- 1	0- 1	NON-CONFERENCE	0- 1	0- 3	0- 3				
0- 2	0- 0	0- 0	HOME	0- 0	0- 1	0- 1				
0- 5	0- 0	0- 1	AWAY	0- 1	0- 1	0- 2				
0- 2	0- 1	0- 0	NEUTRAL	0- 0	0- 1	0- 0				
5- 1	0- 0	0- 0	CONFERENCE	0- 0	0- 0	5- 1				
3- 1	0- 0	0- 0	HOME	0- 0	0- 0	3- 1				
2- 0	0- 0	0- 0	AWAY	0- 0	0- 0	2- 0				
0- 0	0- 0	0- 0	NEUTRAL	0- 0	0- 0	0- 0				

RPI 1-25				RPI 26-50				RPI 51-100				RPI 101+ Team's RPI: 286			
RPI	S	Opponent	Score	RPI	S	Opponent	Score	RPI	S	Opponent	Score	RPI	S	Opponent	Score
6	N	Notre Dame	39 100	33	A	Kansas	59 76	68	A	Auburn	44 93	115	H	UAB	53 72
												126	A	Memphis	57 80
												132	N	Old Dominion	46 75
												205	A	Murray St.	54 69
												257	A	Mississippi Val.	67 58
												277	A	UNLV	62 67
												307	H	Austin Peay	54 67
												315	A	Ark.-Pine Bluff	73 62
												324	H	Grambling	78 56
												327	H	Alabama St.	67 69
												328	H	Alcorn	64 44
												330	H	Jackson St.	66 48
LAST 12 Division I GAMES:															
328	H	Alcorn	64 44	307	H	Austin Peay	54 67								
327	H	Alabama St.	67 69	132	N	Old Dominion	46 75								
315	A	Ark.-Pine Bluff	73 62	277	A	UNLV	62 67								
257	A	Mississippi Val.	67 58	6	N	Notre Dame	39 100								
330	H	Jackson St.	66 48	205	A	Murray St.	54 69								
324	H	Grambling	78 56	126	A	Memphis	57 80								

Non-Div I Games: Miles 62 51

Alabama A&amp;M

Loss, Non-Conf, S Site, H Home A Away N Neutral

Average RPI Win:	313	WON-LOST	WINNING	LAST 10	STRENGTH OF	OPP. STRENGTH	TEAM	ADJ.	CONF.	ADJ CONF.
Average RPI Loss:	205	RECORD	PCT. RANK	GAMES	SCHEDULE	OF SCHEDULE	RPI	RPI	RPI	RPI
DIV. I ONLY	3- 12	311	3- 6	311	338	327	327	31	31	
DIV. I NON-CONF.	0- 9	335	0- 5	155	310	329	329	31	31	
TOTALS	RPI 1-25	RPI 26-50	W-L RECORDS	RPI 51-100	RPI 101-150	RPI 150+				
3- 12	0- 0	0- 1	OVERALL	0- 1	0- 1	3- 9				
2- 2	0- 0	0- 0	HOME	0- 0	0- 0	2- 2				
1- 8	0- 0	0- 1	AWAY	0- 1	0- 0	1- 6				
0- 2	0- 0	0- 0	NEUTRAL	0- 0	0- 1	0- 1				
0- 9	0- 0	0- 1	NON-CONFERENCE	0- 1	0- 1	0- 6				
0- 1	0- 0	0- 0	HOME	0- 0	0- 0	0- 1				
0- 6	0- 0	0- 1	AWAY	0- 1	0- 0	0- 4				
0- 2	0- 0	0- 0	NEUTRAL	0- 0	0- 1	0- 1				
3- 3	0- 0	0- 0	CONFERENCE	0- 0	0- 0	3- 3				
2- 1	0- 0	0- 0	HOME	0- 0	0- 0	2- 1				
1- 2	0- 0	0- 0	AWAY	0- 0	0- 0	1- 2				
0- 0	0- 0	0- 0	NEUTRAL	0- 0	0- 0	0- 0				

RPI 1-25				RPI 26-50				RPI 51-100				RPI 101+				Team's RPI: 327	
RPI	S	Opponent	Score	RPI	S	Opponent	Score	RPI	S	Opponent	Score	RPI	S	Opponent	Score		
				28	A	Iowa St.	47 86	68	A	Auburn	43 80	115	N	UAB	41 74		
												157	A	Mercer	55 65		
												170	H	Nicholls St.	46 57		
												198	N	Penn	37 52		
												257	A	Mississippi Val.	63 67		
												260	A	Samford	19 49		
												280	H	Southern U.	44 57		
												286	A	Alabama A&M	69 67		
												303	A	Savannah St.	48 60		
												311	A	Troy	88 90		
												315	A	Ark.-Pine Bluff	63 68		
												324	H	Grambling	68 60		
												330	H	Jackson St.	76 62		
LAST 12 Division I GAMES:																	
				280	H	Southern U.	44 57	28	A	Iowa St.	47 86						
				286	A	Alabama A&M	69 67	198	N	Penn	37 52						
				257	A	Mississippi Val.	63 67	303	A	Savannah St.	48 60						
				315	A	Ark.-Pine Bluff	63 68	157	A	Mercer	55 65						
				324	H	Grambling	68 60	170	H	Nicholls St.	46 57						
				330	H	Jackson St.	76 62	311	A	Troy	88 90						

Non-Div I Games: Mobile 72 55 Oakwood 105 30

Alabama St.

■ Loss, 
 ■ Non-Conf, 
 ■ S Site, 
 ■ Home 
 ■ A Away 
 N Neutral

Average RPI Win:	260	WON-LOST	WINNING	LAST 10	STRENGTH OF	OPP. STRENGTH	TEAM	ADJ.	CONF.	ADJ CONF.
Average RPI Loss:	94	RECORD	PCT. RANK	GAMES	SCHEDULE	OF SCHEDULE	RPI	RPI	RPI	RPI
DIV. I ONLY	14- 3	30	9- 1	329	209	133	133	23	23	
DIV. I NON-CONF.	9- 3	55	6- 1	305	213	132	132	25	25	
TOTALS	RPI 1-25	RPI 26-50	W-L RECORDS	RPI 51-100	RPI 101-150	RPI 150+				
14- 3	0- 0	0- 1	OVERALL	1- 1	0- 0	13- 1				
6- 1	0- 0	0- 0	HOME	1- 1	0- 0	5- 0				
7- 1	0- 0	0- 0	AWAY	0- 0	0- 0	7- 0				
1- 1	0- 0	0- 0	NEUTRAL	0- 0	0- 0	1- 1				
9- 3	0- 0	0- 1	NON-CONFERENCE	0- 1	0- 0	9- 1				
3- 1	0- 0	0- 0	HOME	0- 1	0- 0	3- 0				
5- 1	0- 0	0- 1	AWAY	0- 0	0- 0	5- 0				
1- 1	0- 0	0- 0	NEUTRAL	0- 0	0- 0	1- 1				
5- 0	0- 0	0- 0	CONFERENCE	1- 0	0- 0	4- 0				
3- 0	0- 0	0- 0	HOME	1- 0	0- 0	2- 0				
2- 0	0- 0	0- 0	AWAY	0- 0	0- 0	2- 0				
0- 0	0- 0	0- 0	NEUTRAL	0- 0	0- 0	0- 0				

RPI	S	Opponent	Score	RPI	S	Opponent	Score	RPI	S	Opponent	Score	RPI	S	Opponent	Score	Team's RPI: 133
31	A	Michigan St.	35 67	92	H	Fordham	43 60	158	N	Sam Houston St.	68 71	161	A	La Salle	75 36	
				95	H	Hartford	55 48	228	H	Dartmouth	62 49	250	H	New Hampshire	78 43	
								252	A	Canisius	65 43	252	N	Canisius	67 47	
								274	A	Western Mich.	68 54	276	A	Siena	65 48	
								278	A	Delaware St.	79 57	295	H	NJIT	76 41	
								306	A	Binghamton	72 47	316	A	UMBC	87 33	
								326	H	LIU Brooklyn	67 50	329	H	Maine	71 39	
LAST 12 Division I GAMES:																
95	H	Hartford	55 48	158	N	Sam Houston St.	68 71	278	A	Delaware St.	79 57	252	A	Canisius	65 43	
250	H	New Hampshire	78 43	161	A	La Salle	75 36	276	A	Siena	65 48	295	H	NJIT	76 41	
329	H	Maine	71 39	274	A	Western Mich.	68 54	306	A	Binghamton	72 47					
306	A	Binghamton	72 47	316	A	UMBC	87 33									
316	A	UMBC	87 33													
252	N	Canisius	67 47													

Non-Div I Games:

Albany (NY)

■ Loss, 
 ■ Non-Conf, 
 S Site, 
 ■ Home 
 ■ Away 
 N Neutral

Average RPI Win:	324	WON-LOST	WINNING	LAST 10	STRENGTH OF	OPP. STRENGTH	TEAM	ADJ.	CONF.	ADJ CONF.
Average RPI Loss:	184	RECORD	PCT. RANK	GAMES	SCHEDULE	OF SCHEDULE	RPI	RPI	RPI	RPI
DIV. I ONLY	1- 15	335	1- 9	246	232	328	328	31	31	
DIV. I NON-CONF.	0- 9	335	0- 5	41	83	279	279	31	31	
TOTALS	RPI 1-25	RPI 26-50	W-L RECORDS	RPI 51-100	RPI 101-150	RPI 150+				
1- 15	0- 2	0- 1	OVERALL	0- 2	0- 0	1- 10				
0- 6	0- 0	0- 0	HOME	0- 0	0- 0	0- 6				
1- 9	0- 2	0- 1	AWAY	0- 2	0- 0	1- 4				
0- 0	0- 0	0- 0	NEUTRAL	0- 0	0- 0	0- 0				
0- 9	0- 2	0- 1	NON-CONFERENCE	0- 2	0- 0	0- 4				
0- 2	0- 0	0- 0	HOME	0- 0	0- 0	0- 2				
0- 7	0- 2	0- 1	AWAY	0- 2	0- 0	0- 2				
0- 0	0- 0	0- 0	NEUTRAL	0- 0	0- 0	0- 0				
1- 6	0- 0	0- 0	CONFERENCE	0- 0	0- 0	1- 6				
0- 4	0- 0	0- 0	HOME	0- 0	0- 0	0- 4				
1- 2	0- 0	0- 0	AWAY	0- 0	0- 0	1- 2				
0- 0	0- 0	0- 0	NEUTRAL	0- 0	0- 0	0- 0				

RPI 1-25				RPI 26-50				RPI 51-100				RPI 101+ Team's RPI: 328			
RPI	S	Opponent	Score	RPI	S	Opponent	Score	RPI	S	Opponent	Score	RPI	S	Opponent	Score
5	A	Tennessee	37 90	38	A	Miami (FL)	53 68	59	A	Georgia Tech	49 76	177	H	Central Ark.	39 47
9	A	Kentucky	23 90					80	A	SMU	46 76	186	A	Tennessee Tech	57 74
												212	H	Texas Southern	45 61
												240	H	Prairie View	52 64
												257	H	Mississippi Val.	61 65
												275	A	Northwestern St.	50 55
												286	A	Alabama A&M	44 64
												298	H	Southeastern La.	54 59
												315	H	Ark.-Pine Bluff	41 50
												324	A	Grambling	71 58
												330	A	Jackson St.	56 59
LAST 12 Division I GAMES:															
286	A	Alabama A&M	44 64	240	H	Prairie View	52 64								
315	H	Ark.-Pine Bluff	41 50	9	A	Kentucky	23 90								
257	H	Mississippi Val.	61 65	298	H	Southeastern La.	54 59								
324	A	Grambling	71 58	59	A	Georgia Tech	49 76								
330	A	Jackson St.	56 59	38	A	Miami (FL)	53 68								
212	H	Texas Southern	45 61	186	A	Tennessee Tech	57 74								

Non-Div I Games:

Alcorn

■ Loss, 
 ■ Non-Conf, 
 ■ S Site, 
 ■ H Home 
 ■ A Away 
 N Neutral



Average RPI Win:	224	WON-LOST	WINNING	LAST 10	STRENGTH OF	OPP. STRENGTH	TEAM	ADJ.	CONF.	ADJ CONF.
Average RPI Loss:	146	RECORD	PCT. RANK	GAMES	SCHEDULE	OF SCHEDULE	RPI	RPI	RPI	RPI
DIV. I ONLY	10- 7	117	7- 3	167	233	117	117	17	17	
DIV. I NON-CONF.	7- 7	161	5- 4	169	246	150	150	19	19	
TOTALS	RPI 1-25	RPI 26-50	W-L RECORDS	RPI 51-100	RPI 101-150	RPI 150+				
10- 7	0- 1	0- 0	OVERALL	1- 2	0- 1	9- 3				
5- 2	0- 0	0- 0	HOME	0- 2	0- 0	5- 0				
5- 5	0- 1	0- 0	AWAY	1- 0	0- 1	4- 3				
0- 0	0- 0	0- 0	NEUTRAL	0- 0	0- 0	0- 0				
7- 7	0- 1	0- 0	NON-CONFERENCE	1- 2	0- 1	6- 3				
3- 2	0- 0	0- 0	HOME	0- 2	0- 0	3- 0				
4- 5	0- 1	0- 0	AWAY	1- 0	0- 1	3- 3				
0- 0	0- 0	0- 0	NEUTRAL	0- 0	0- 0	0- 0				
3- 0	0- 0	0- 0	CONFERENCE	0- 0	0- 0	3- 0				
2- 0	0- 0	0- 0	HOME	0- 0	0- 0	2- 0				
1- 0	0- 0	0- 0	AWAY	0- 0	0- 0	1- 0				
0- 0	0- 0	0- 0	NEUTRAL	0- 0	0- 0	0- 0				

RPI	S	Opponent	Score	RPI	S	Opponent	Score	RPI	S	Opponent	Score	RPI	S	Opponent	Score	Team's RPI: 117
7	A	Maryland	54 94					89	H	Hampton	58 61	110	A	James Madison	49 65	
								92	H	Fordham	50 71	159	A	Elon	69 68	
								98	A	Drexel	58 52	190	A	Mt. St. Mary's	48 46	
												199	A	Lehigh	62 56	
												209	H	George Washington	57 54	
												214	H	Holy Cross	67 62	
												216	A	Loyola Maryland	53 55	
												236	A	Oakland	60 70	
												247	H	Colgate	54 45	
												274	A	Western Mich.	53 57	
												283	H	Coppin St.	70 54	
												316	H	UMBC	85 57	
												322	A	UMES	61 53	
LAST 12 Division I GAMES:																
214	H	Holy Cross	67 62	98	A	Drexel	58 52	110	A	James Madison	49 65	322	A	UMES	61 53	
199	A	Lehigh	62 56	209	H	George Washington	57 54	283	H	Coppin St.	70 54	216	A	Loyola Maryland	53 55	
247	H	Colgate	54 45	283	H	Coppin St.	70 54									
89	H	Hampton	58 61													
92	H	Fordham	50 71													
190	A	Mt. St. Mary's	48 46													

Non-Div I Games:

American

■ Loss, 
 ■ Non-Conf, S Site, 
 ■ Home 
 ■ Away 
 N Neutral

## Appalachian St.

Through Games Of Sunday, January 20, 2013

Average RPI Win:	263	WON-LOST	WINNING	LAST 10	STRENGTH OF	OPP. STRENGTH	TEAM	ADJ.	CONF.	ADJ CONF.
Average RPI Loss:	76	RECORD	PCT. RANK	GAMES	SCHEDULE	OF SCHEDULE	RPI	RPI	RPI	RPI
DIV. I ONLY	11- 3	39	8- 2	336	174	124	124	27	27	
DIV. I NON-CONF.	5- 2	71	4- 1	311	91	107	107	27	27	
TOTALS	RPI 1-25	RPI 26-50	W-L RECORDS	RPI 51-100	RPI 101-150	RPI 150+				
11- 3	0- 0	0- 1	OVERALL	0- 2	0- 0	11- 0				
4- 0	0- 0	0- 0	HOME	0- 0	0- 0	4- 0				
5- 3	0- 0	0- 1	AWAY	0- 2	0- 0	5- 0				
2- 0	0- 0	0- 0	NEUTRAL	0- 0	0- 0	2- 0				
5- 2	0- 0	0- 1	NON-CONFERENCE	0- 1	0- 0	5- 0				
1- 0	0- 0	0- 0	HOME	0- 0	0- 0	1- 0				
2- 2	0- 0	0- 1	AWAY	0- 1	0- 0	2- 0				
2- 0	0- 0	0- 0	NEUTRAL	0- 0	0- 0	2- 0				
6- 1	0- 0	0- 0	CONFERENCE	0- 1	0- 0	6- 0				
3- 0	0- 0	0- 0	HOME	0- 0	0- 0	3- 0				
3- 1	0- 0	0- 0	AWAY	0- 1	0- 0	3- 0				
0- 0	0- 0	0- 0	NEUTRAL	0- 0	0- 0	0- 0				

RPI 1-25				RPI 26-50				RPI 51-100				RPI 101+				Team's RPI: 124	
RPI	S	Opponent	Score	RPI	S	Opponent	Score	RPI	S	Opponent	Score	RPI	S	Opponent	Score		
				45	A	West Virginia	67 72	86	A	Virginia Tech	68 71	155	A	Col. of Charleston	63 55		
								97	A	Davidson	49 65	181	A	Xavier	77 73		
												185	N	Campbell	69 54		
												200	A	East Tenn. St.	85 57		
												224	A	Furman	66 52		
												313	A	Wofford	68 65		
												317	H	Ga. Southern	79 47		
												323	H	Gardner-Webb	84 43		
												325	H	UNC Greensboro	81 58		
												333	H	Western Caro.	77 46		
												340	N	Norfolk St.	68 61		
LAST 12 Division I GAMES:																	
				325	H	UNC Greensboro	81 58	45	A	West Virginia	67 72						
				155	A	Col. of Charleston	63 55	200	A	East Tenn. St.	85 57						
				313	A	Wofford	68 65	317	H	Ga. Southern	79 47						
				333	H	Western Caro.	77 46	181	A	Xavier	77 73						
				224	A	Furman	66 52	340	N	Norfolk St.	68 61						
				97	A	Davidson	49 65	185	N	Campbell	69 54						

Non-Div I Games: Lees-McRae 91 54

Appalachian St.

■ Loss, 
 ■ Non-Conf, S Site, 
 ■ Home 
 ■ Away 
 N Neutral

Average RPI Win:	198	WON-LOST	WINNING	LAST 10	STRENGTH OF	OPP. STRENGTH	TEAM	ADJ.	CONF.	ADJ CONF.
Average RPI Loss:	94	RECORD	PCT. RANK	GAMES	SCHEDULE	OF SCHEDULE	RPI	RPI	RPI	RPI
DIV. I ONLY	11- 6	88	6- 4	169	110	93	93	6	6	
DIV. I NON-CONF.	8- 3	62	5- 1	186	187	86	86	5	5	
TOTALS	RPI 1-25	RPI 26-50	W-L RECORDS	RPI 51-100	RPI 101-150	RPI 150+				
11- 6	0- 0	0- 1	OVERALL	1- 3	3- 1	7- 1				
4- 2	0- 0	0- 0	HOME	1- 1	0- 0	3- 1				
6- 3	0- 0	0- 1	AWAY	0- 1	3- 1	3- 0				
1- 1	0- 0	0- 0	NEUTRAL	0- 1	0- 0	1- 0				
8- 3	0- 0	0- 0	NON-CONFERENCE	1- 2	1- 1	6- 0				
3- 1	0- 0	0- 0	HOME	1- 1	0- 0	2- 0				
4- 1	0- 0	0- 0	AWAY	0- 0	1- 1	3- 0				
1- 1	0- 0	0- 0	NEUTRAL	0- 1	0- 0	1- 0				
3- 3	0- 0	0- 1	CONFERENCE	0- 1	2- 0	1- 1				
1- 1	0- 0	0- 0	HOME	0- 0	0- 0	1- 1				
2- 2	0- 0	0- 1	AWAY	0- 1	2- 0	0- 0				
0- 0	0- 0	0- 0	NEUTRAL	0- 0	0- 0	0- 0				

RPI 1-25				RPI 26-50				RPI 51-100				Team's RPI: 93		RPI 101+			
RPI	S	Opponent	Score	RPI	S	Opponent	Score	RPI	S	Opponent	Score	RPI	S	Opponent	Score		
29	A	Colorado	36 79					58	N	UTEP	53 64	118	A	Utah	62 58		
								62	H	Cal St. Northridge	53 46	131	A	Washington St.	71 65		
								63	A	Washington	65 76	141	A	New Mexico	58 53		
								87	H	BYU	48 62	142	A	Long Beach St.	61 71		
												165	A	North Texas	71 66		
												179	H	Longwood	86 68		
												182	H	Oregon St.	48 57		
												212	N	Texas Southern	65 59		
												277	A	UNLV	83 82		
												289	A	CSU Bakersfield	71 50		
												290	H	Oregon	100 68		
												319	H	Weber St.	81 49		
LAST 12 Division I GAMES:																	
29	A	Colorado	36 79	179	H	Longwood	86 68										
118	A	Utah	62 58	319	H	Weber St.	81 49										
290	H	Oregon	100 68	141	A	New Mexico	58 53										
182	H	Oregon St.	48 57	142	A	Long Beach St.	61 71										
63	A	Washington	65 76	165	A	North Texas	71 66										
131	A	Washington St.	71 65	212	N	Texas Southern	65 59										

Non-Div I Games:

Arizona

Average RPI Win:	169	WON-LOST	WINNING	LAST 10	STRENGTH OF	OPP. STRENGTH	TEAM	ADJ.	CONF.	ADJ CONF.
Average RPI Loss:	68	RECORD	PCT. RANK	GAMES	SCHEDULE	OF SCHEDULE	RPI	RPI	RPI	RPI
DIV. I ONLY	10- 8	147	6- 4	86	36	91	91	6	6	
DIV. I NON-CONF.	8- 4	84	5- 1	59	30	62	62	5	5	
TOTALS	RPI 1-25	RPI 26-50	W-L RECORDS	RPI 51-100	RPI 101-150	RPI 150+				
10- 8	0- 1	1- 2	OVERALL	0- 3	4- 2	5- 0				
6- 2	0- 1	0- 1	HOME	0- 0	2- 0	4- 0				
2- 5	0- 0	0- 1	AWAY	0- 2	1- 2	1- 0				
2- 1	0- 0	1- 0	NEUTRAL	0- 1	1- 0	0- 0				
8- 4	0- 1	1- 1	NON-CONFERENCE	0- 2	4- 0	3- 0				
4- 2	0- 1	0- 1	HOME	0- 0	2- 0	2- 0				
2- 1	0- 0	0- 0	AWAY	0- 1	1- 0	1- 0				
2- 1	0- 0	1- 0	NEUTRAL	0- 1	1- 0	0- 0				
2- 4	0- 0	0- 1	CONFERENCE	0- 1	0- 2	2- 0				
2- 0	0- 0	0- 0	HOME	0- 0	0- 0	2- 0				
0- 4	0- 0	0- 1	AWAY	0- 1	0- 2	0- 0				
0- 0	0- 0	0- 0	NEUTRAL	0- 0	0- 0	0- 0				

RPI S	Opponent	Score	RPI S	Opponent	Score	RPI S	Opponent	Score	RPI S	Opponent	Score
12 H	Dayton	59 65	29 A	Colorado	43 57	58 A	UTEP	54 60	101 H	San Diego	72 39
			36 H	Texas Tech	49 61	63 A	Washington	74 77	106 N	UNI	66 63
			48 N	Florida	74 58	100 N	North Carolina St.	68 72	108 A	Boston College	68 59
									118 A	Utah	46 66
									131 A	Washington St.	65 77
									146 H	Idaho St.	60 53
									179 H	Longwood	62 50
									182 H	Oregon St.	66 55
									219 A	Providence	67 58
									290 H	Oregon	60 45
									306 H	Binghamton	60 35
LAST 12 Division I GAMES:											
118 A	Utah	46 66	146 H	Idaho St.	60 53						
29 A	Colorado	43 57	179 H	Longwood	62 50						
182 H	Oregon St.	66 55	101 H	San Diego	72 39						
290 H	Oregon	60 45	108 A	Boston College	68 59						
131 A	Washington St.	65 77	219 A	Providence	67 58						
63 A	Washington	74 77	12 H	Dayton	59 65						

Non-Div I Games:

Arizona St.

Average RPI Win:	336	WON-LOST	WINNING	LAST 10	STRENGTH OF	OPP. STRENGTH	TEAM	ADJ.	CONF.	ADJ CONF.
Average RPI Loss:	172	RECORD	PCT. RANK	GAMES	SCHEDULE	OF SCHEDULE	RPI	RPI	RPI	RPI
DIV. I ONLY	4- 10	291	4- 6	325	314	315	315	31	31	
DIV. I NON-CONF.	2- 6	288	2- 3	209	301	268	268	31	31	
TOTALS	RPI 1-25	RPI 26-50	W-L RECORDS	RPI 51-100	RPI 101-150	RPI 150+				
4- 10	0- 0	0- 0	OVERALL	0- 3	0- 2	4- 5				
2- 4	0- 0	0- 0	HOME	0- 0	0- 0	2- 4				
2- 6	0- 0	0- 0	AWAY	0- 0	0- 0	2- 0				
0- 0	0- 0	0- 0	NEUTRAL	0- 0	0- 0	0- 0				
2- 6	0- 0	0- 0	NON-CONFERENCE	0- 3	0- 2	2- 1				
1- 1	0- 0	0- 0	HOME	0- 0	0- 0	1- 1				
1- 5	0- 0	0- 0	AWAY	0- 3	0- 2	1- 0				
0- 0	0- 0	0- 0	NEUTRAL	0- 0	0- 0	0- 0				
2- 4	0- 0	0- 0	CONFERENCE	0- 0	0- 0	2- 4				
1- 3	0- 0	0- 0	HOME	0- 0	0- 0	1- 3				
1- 1	0- 0	0- 0	AWAY	0- 0	0- 0	1- 1				
0- 0	0- 0	0- 0	NEUTRAL	0- 0	0- 0	0- 0				

RPI 1-25				RPI 26-50				RPI 51-100				RPI 101+				Team's RPI: 315	
RPI	S	Opponent	Score	RPI	S	Opponent	Score	RPI	S	Opponent	Score	RPI	S	Opponent	Score		
								53	A	Kansas St.	55	89	115	A	UAB	25	71
								70	A	Missouri	59	97	120	A	Alabama	60	79
								77	A	Wichita St.	43	81	212	H	Texas Southern	61	65
													248	H	Neb. Omaha	63	67
													257	H	Mississippi Val.	64	71
													280	A	Southern U.	44	67
													286	H	Alabama A&M	62	73
													327	H	Alabama St.	68	63
													328	A	Alcorn	50	41
													345	A	New Orleans	63	54
													345	H	New Orleans	75	62
LAST 12 Division I GAMES:																	
				212	H	Texas Southern	61	65		345	A	New Orleans	63	54			
				328	A	Alcorn	50	41		345	H	New Orleans	75	62			
				280	A	Southern U.	44	67		248	H	Neb. Omaha	63	67			
				286	H	Alabama A&M	62	73		77	A	Wichita St.	43	81			
				327	H	Alabama St.	68	63		70	A	Missouri	59	97			
				257	H	Mississippi Val.	64	71		115	A	UAB	25	71			

Non-Div I Games: Philander Smith 67 48 LeMoyne-Owen 87 57

Ark.-Pine Bluff

■ Loss, 
 ■ Non-Conf, 
 ■ S Site, 
 ■ Home 
 ■ Away 
 N Neutral

## Arkansas

Through Games Of Sunday, January 20, 2013

Through Games of Sunday, January 10, 1910									
Average RPI Win: 211	WON-LOST	WINNING	LAST 10	STRENGTH OF	OPP. STRENGTH	TEAM	ADJ.	CONF.	ADJ CONF.
Average RPI Loss: 32	RECORD	PCT. RANK	GAMES	SCHEDULE	OF SCHEDULE	RPI	RPI	RPI	RPI
DIV. I ONLY	13- 5	54	6- 4	156	75	78	78	4	4
DIV. I NON-CONF.	12- 1	5	7- 0	293	158	78	78	6	6
-----									
TOTALS	RPI 1-25	RPI 26-50	W-L RECORDS	RPI 51-100	RPI 101-150	RPI 150+			
13- 5	0- 2	1- 2	OVERALL	1- 1	0- 0	11- 0			
8- 2	0- 2	1- 0	HOME	1- 0	0- 0	6- 0			
4- 2	0- 0	0- 1	AWAY	0- 1	0- 0	4- 0			
1- 1	0- 0	0- 1	NEUTRAL	0- 0	0- 0	1- 0			
12- 1	0- 0	1- 1	NON-CONFERENCE	0- 0	0- 0	11- 0			
7- 0	0- 0	1- 0	HOME	0- 0	0- 0	6- 0			
4- 0	0- 0	0- 0	AWAY	0- 0	0- 0	4- 0			
1- 1	0- 0	0- 1	NEUTRAL	0- 0	0- 0	1- 0			
1- 4	0- 2	0- 1	CONFERENCE	1- 1	0- 0	0- 0			
1- 2	0- 2	0- 0	HOME	1- 0	0- 0	0- 0			
0- 2	0- 0	0- 1	AWAY	0- 1	0- 0	0- 0			
0- 0	0- 0	0- 0	NEUTRAL	0- 0	0- 0	0- 0			

RPI 1-25				RPI 26-50				RPI 51-100				Team's RPI: 78				RPI 101+			
RPI	S	Opponent	Score	RPI	S	Opponent	Score	RPI	S	Opponent	Score					RPI	S	Opponent	Score
13	H	Texas A&M	51 63	26	N	Oklahoma	70 73	68	A	Auburn	47 50					160	A	Hawaii	83 68
24	H	Georgia	53 57	30	A	Vanderbilt	58 78	71	H	LSU	63 54					162	A	Oral Roberts	80 57
				33	H	Kansas	64 56									206	H	Pepperdine	64 39
																212	H	Texas Southern	72 50
																224	A	Furman	73 38
																244	A	Tulsa	64 56
																257	H	Mississippi Val.	99 42
																275	H	Northwestern St.	80 41
																283	H	Coppin St.	71 57
																290	N	Oregon	79 67
																330	H	Jackson St.	97 58
LAST 12 Division I GAMES:																			
24	H	Georgia	53 57	275	H	Northwestern St.	80 41												
30	A	Vanderbilt	58 78	257	H	Mississippi Val.	99 42												
71	H	LSU	63 54	224	A	Furman	73 38												
13	H	Texas A&M	51 63	33	H	Kansas	64 56												
68	A	Auburn	47 50	206	H	Pepperdine	64 39												
283	H	Coppin St.	71 57	212	H	Texas Southern	72 50												

Non-Div I Games:

Arkansas

■ Loss, 
■ Non-Conf, 
■ S Site, 
■ H Home 
■ A Away 
N Neutral

Average RPI Win:	188	WON-LOST	WINNING	LAST 10	STRENGTH OF	OPP. STRENGTH	TEAM	ADJ.	CONF.	ADJ CONF.
Average RPI Loss:	118	RECORD	PCT. RANK	GAMES	SCHEDULE	OF SCHEDULE	RPI	RPI	RPI	RPI
DIV. I ONLY	9- 9	164	7- 3	88	164	139	139	13	13	
DIV. I NON-CONF.	3- 6	241	3- 1	113	209	233	233	13	13	
TOTALS	RPI 1-25	RPI 26-50	W-L RECORDS	RPI 51-100	RPI 101-150	RPI 150+				
9- 9	0- 0	0- 1	OVERALL	1- 3	2- 2	6- 3				
7- 3	0- 0	0- 0	HOME	1- 2	1- 0	5- 1				
2- 6	0- 0	0- 1	AWAY	0- 1	1- 2	1- 2				
0- 0	0- 0	0- 0	NEUTRAL	0- 0	0- 0	0- 0				
3- 6	0- 0	0- 1	NON-CONFERENCE	0- 2	0- 2	3- 1				
3- 2	0- 0	0- 0	HOME	0- 1	0- 0	3- 1				
0- 4	0- 0	0- 1	AWAY	0- 1	0- 2	0- 0				
0- 0	0- 0	0- 0	NEUTRAL	0- 0	0- 0	0- 0				
6- 3	0- 0	0- 0	CONFERENCE	1- 1	2- 0	3- 2				
4- 1	0- 0	0- 0	HOME	1- 1	1- 0	2- 0				
2- 2	0- 0	0- 0	AWAY	0- 0	1- 0	1- 2				
0- 0	0- 0	0- 0	NEUTRAL	0- 0	0- 0	0- 0				

RPI 1-25				RPI 26-50				RPI 51-100				RPI 101+				Team's RPI: 139	
RPI	S	Opponent	Score	RPI	S	Opponent	Score	RPI	S	Opponent	Score	RPI	S	Opponent	Score		
				39	A	Toledo	34 56	54	H	Middle Tenn.	70 72	109	A	Southern California	58 72		
								76	H	Western Ky.	63 58	125	A	FIU	60 57		
								77	H	Wichita St.	51 60	125	H	FIU	49 43		
								99	A	Missouri St.	60 83	148	A	UT Martin	62 72		
												151	A	Fla. Atlantic	71 79		
												163	A	South Ala.	47 53		
												170	H	Nicholls St.	66 58		
												177	H	Central Ark.	58 51		
												222	H	Southeast Mo. St.	51 52		
												231	A	La.-Lafayette	48 39		
												231	H	La.-Lafayette	77 53		
												253	H	La.-Monroe	71 58		
												307	H	Austin Peay	75 44		
LAST 12 Division I GAMES:																	
253	H	La.-Monroe	71 58	231	H	La.-Lafayette	77 53										
231	A	La.-Lafayette	48 39	170	H	Nicholls St.	66 58										
125	H	FIU	49 43	307	H	Austin Peay	75 44										
76	H	Western Ky.	63 58	99	A	Missouri St.	60 83										
54	H	Middle Tenn.	70 72	177	H	Central Ark.	58 51										
163	A	South Ala.	47 53	151	A	Fla. Atlantic	71 79										

Non-Div I Games:

Arkansas St.

■ Loss, 
■ Non-Conf, 
■ S Site, 
■ H Home 
■ A Away 
N Neutral

Average RPI Win: <b>265</b>	WON-LOST	WINNING	LAST 10	STRENGTH OF	OPP. STRENGTH	TEAM	ADJ.	CONF.	ADJ CONF.
Average RPI Loss: <b>229</b>	RECORD	PCT. RANK	GAMES	SCHEDULE	OF SCHEDULE	RPI	RPI	RPI	RPI
DIV. I ONLY	13- 4	41	6- 3	343	307	208	208	17	17
DIV. I NON-CONF.	10- 4	71	5- 3	344	306	242	242	19	19
TOTALS	RPI 1-25	RPI 26-50	W-L RECORDS	RPI 51-100	RPI 101-150	RPI 150+			
13- 4	0- 0	0- 0	OVERALL	0- 0	0- 0	13- 4			
6- 2	0- 0	0- 0	HOME	0- 0	0- 0	6- 2			
7- 2	0- 0	0- 0	AWAY	0- 0	0- 0	7- 2			
0- 0	0- 0	0- 0	NEUTRAL	0- 0	0- 0	0- 0			
10- 4	0- 0	0- 0	NON-CONFERENCE	0- 0	0- 0	10- 4			
4- 2	0- 0	0- 0	HOME	0- 0	0- 0	4- 2			
6- 2	0- 0	0- 0	AWAY	0- 0	0- 0	6- 2			
0- 0	0- 0	0- 0	NEUTRAL	0- 0	0- 0	0- 0			
3- 0	0- 0	0- 0	CONFERENCE	0- 0	0- 0	3- 0			
2- 0	0- 0	0- 0	HOME	0- 0	0- 0	2- 0			
1- 0	0- 0	0- 0	AWAY	0- 0	0- 0	1- 0			
0- 0	0- 0	0- 0	NEUTRAL	0- 0	0- 0	0- 0			

RPI 1-25			RPI 26-50			RPI 51-100			RPI 101+			Team's RPI: 208
RPI	S	Opponent	Score	RPI	S	Opponent	Score	RPI	S	Opponent	Score	
								176	H	Bucknell	68	60
								189	H	Yale	53	47
								196	A	Rider	60	66
								198	H	Penn	58	53
								207	A	Fairleigh Dickinson	57	52
								216	H	Loyola Maryland	47	53
								220	H	Navy	53	42
								227	A	Lafayette	63	43
								249	H	St. Francis Brooklyn	47	59
								254	A	Brown	45	48
								300	A	Morgan St.	63	59
								308	A	Manhattan	54	49
								312	H	Bryant	67	51
								314	A	Wagner	65	62
								319	A	Weber St.	77	58
								336	A	Air Force	72	68
								342	H	Columbia	61	51
LAST 12 Division I GAMES:												
220	H	Navy	53	42	216	H	Loyola Maryland	47	53			
227	A	Lafayette	63	43	196	A	Rider	60	66			
176	H	Bucknell	68	60	308	A	Manhattan	54	49			
300	A	Morgan St.	63	59	189	H	Yale	53	47			
254	A	Brown	45	48	342	H	Columbia	61	51			
312	H	Bryant	67	51	336	A	Air Force	72	68			

Non-Div I Games: Merchant Marine 77 40

Army

■ Loss, 
 ■ Non-Conf, 
 ■ S Site, 
 ■ H Home 
 ■ A Away 
 N Neutral



Average RPI Win:	215	WON-LOST	WINNING	LAST 10	STRENGTH OF	OPP. STRENGTH	TEAM	ADJ.	CONF.	ADJ CONF.
Average RPI Loss:	41	RECORD	PCT. RANK	GAMES	SCHEDULE	OF SCHEDULE	RPI	RPI	RPI	RPI
DIV. I ONLY	13- 6	70	6- 4	100	113	68	68	4	4	
DIV. I NON-CONF.	11- 2	23	6- 0	260	226	84	84	6	6	
TOTALS	RPI 1-25	RPI 26-50	W-L RECORDS	RPI 51-100	RPI 101-150	RPI 150+				
13- 6	0- 3	0- 1	OVERALL	2- 2	3- 0	8- 0				
9- 1	0- 1	0- 0	HOME	2- 0	2- 0	5- 0				
2- 4	0- 2	0- 0	AWAY	0- 2	1- 0	1- 0				
2- 1	0- 0	0- 1	NEUTRAL	0- 0	0- 0	2- 0				
11- 2	0- 0	0- 1	NON-CONFERENCE	1- 1	3- 0	7- 0				
7- 0	0- 0	0- 0	HOME	1- 0	2- 0	4- 0				
2- 1	0- 0	0- 0	AWAY	0- 1	1- 0	1- 0				
2- 1	0- 0	0- 1	NEUTRAL	0- 0	0- 0	2- 0				
2- 4	0- 3	0- 0	CONFERENCE	1- 1	0- 0	1- 0				
2- 1	0- 1	0- 0	HOME	1- 0	0- 0	1- 0				
0- 3	0- 2	0- 0	AWAY	0- 1	0- 0	0- 0				
0- 0	0- 0	0- 0	NEUTRAL	0- 0	0- 0	0- 0				

RPI 1-25				RPI 26-50				RPI 51-100 Team's RPI: 68				RPI 101+			
RPI	S	Opponent	Score	RPI	S	Opponent	Score	RPI	S	Opponent	Score	RPI	S	Opponent	Score
5	H	Tennessee	66 75	47	N	San Diego St.	57 78	56	H	Chattanooga	53 40	103	H	Temple	71 49
9	A	Kentucky	53 97					70	A	Missouri	76 82	107	A	Tulane	70 65
13	A	Texas A&M	56 78					78	H	Arkansas	50 47	136	H	Hofstra	68 58
								100	A	North Carolina St.	71 85	209	A	George Washington	69 59
												260	H	Samford	80 51
												267	H	Ole Miss	76 52
												286	H	Alabama A&M	93 44
												304	H	Jacksonville	85 49
												327	H	Alabama St.	80 43
												329	N	Maine	71 41
												332	N	A&M-Corpus Christi	72 57
LAST 12 Division I GAMES:															
		9	A	Kentucky	53	97		260	H	Samford	80	51			
		5	H	Tennessee	66	75		304	H	Jacksonville	85	49			
		13	A	Texas A&M	56	78		56	H	Chattanooga	53	40			
		267	H	Ole Miss	76	52		103	H	Temple	71	49			
		70	A	Missouri	76	82		209	A	George Washington	69	59			
		78	H	Arkansas	50	47		136	H	Hofstra	68	58			

Non-Div I Games:

Auburn

Average RPI Win:	300	WON-LOST	WINNING	LAST 10	STRENGTH OF	OPP. STRENGTH	TEAM	ADJ.	CONF.	ADJ CONF.
Average RPI Loss:	163	RECORD	PCT. RANK	GAMES	SCHEDULE	OF SCHEDULE	RPI	RPI	RPI	RPI
DIV. I ONLY	4- 12	298	2- 7	266	224	307	307	26	26	
DIV. I NON-CONF.	4- 7	230	3- 3	259	238	257	257	26	26	
TOTALS	RPI 1-25	RPI 26-50	W-L RECORDS	RPI 51-100	RPI 101-150	RPI 150+				
4- 12	0- 0	0- 2	OVERALL	0- 1	0- 4	4- 5				
3- 4	0- 0	0- 1	HOME	0- 0	0- 1	3- 2				
1- 7	0- 0	0- 1	AWAY	0- 1	0- 3	1- 2				
0- 1	0- 0	0- 0	NEUTRAL	0- 0	0- 0	0- 1				
4- 7	0- 0	0- 2	NON-CONFERENCE	0- 1	0- 2	4- 2				
3- 1	0- 0	0- 1	HOME	0- 0	0- 0	3- 0				
1- 5	0- 0	0- 1	AWAY	0- 1	0- 2	1- 1				
0- 1	0- 0	0- 0	NEUTRAL	0- 0	0- 0	0- 1				
0- 5	0- 0	0- 0	CONFERENCE	0- 0	0- 2	0- 3				
0- 3	0- 0	0- 0	HOME	0- 0	0- 1	0- 2				
0- 2	0- 0	0- 0	AWAY	0- 0	0- 1	0- 1				
0- 0	0- 0	0- 0	NEUTRAL	0- 0	0- 0	0- 0				

RPI S	Opponent	Score	RPI S	Opponent	Score	RPI S	Opponent	Score	RPI S	Opponent	Score	Team's RPI: 307
30	A Vanderbilt	36 67	54	A Middle Tenn.	56 70	115	A UAB	54 72				
41	H Louisville	52 90				139	A Arkansas St.	44 75				
						145	H Eastern Ill.	43 68				
						148	A UT Martin	57 84				
						205	H Murray St.	72 77				
						222	A Southeast Mo. St.	57 71				
						262	A UTSA	67 69				
						273	H Ball St.	79 66				
						279	H Morehead St.	71 77				
						286	A Alabama A&M	67 54				
						306	H Binghamton	71 67				
						321	N William & Mary	76 88				
						334	H Lipscomb	69 42				
LAST 12 Division I GAMES:												
145	H Eastern Ill.	43 68	334	H Lipscomb	69 42							
279	H Morehead St.	71 77	139	A Arkansas St.	44 75							
205	H Murray St.	72 77	54	A Middle Tenn.	56 70							
148	A UT Martin	57 84	273	H Ball St.	79 66							
222	A Southeast Mo. St.	57 71	30	A Vanderbilt	36 67							
286	A Alabama A&M	67 54	321	N William & Mary	76 88							

Non-Div I Games: St. Catharine 84 62

Austin Peay

■ Loss, 
 ■ Non-Conf, 
 ■ S Site, 
 ■ H Home 
 ■ A Away 
 N Neutral

Average RPI Win:	187	WON-LOST	WINNING	LAST 10	STRENGTH OF	OPP. STRENGTH	TEAM	ADJ.	CONF.	ADJ CONF.
Average RPI Loss:	81	RECORD	PCT. RANK	GAMES	SCHEDULE	OF SCHEDULE	RPI	RPI	RPI	RPI
DIV. I ONLY	11- 5	67	8- 1	235	39	87	87	7	7	
DIV. I NON-CONF.	8- 4	84	5- 2	265	41	104	104	7	7	
TOTALS	RPI 1-25	RPI 26-50	W-L RECORDS	RPI 51-100	RPI 101-150	RPI 150+				
11- 5	0- 0	0- 2	OVERALL	1- 1	2- 2	8- 0				
7- 0	0- 0	0- 0	HOME	0- 0	0- 0	7- 0				
4- 4	0- 0	0- 1	AWAY	1- 1	2- 2	1- 0				
0- 1	0- 0	0- 1	NEUTRAL	0- 0	0- 0	0- 0				
8- 4	0- 0	0- 1	NON-CONFERENCE	1- 1	1- 2	6- 0				
5- 0	0- 0	0- 0	HOME	0- 0	0- 0	5- 0				
3- 3	0- 0	0- 0	AWAY	1- 1	1- 2	1- 0				
0- 1	0- 0	0- 1	NEUTRAL	0- 0	0- 0	0- 0				
3- 1	0- 0	0- 1	CONFERENCE	0- 0	1- 0	2- 0				
2- 0	0- 0	0- 0	HOME	0- 0	0- 0	2- 0				
1- 1	0- 0	0- 1	AWAY	0- 0	1- 0	0- 0				
0- 0	0- 0	0- 0	NEUTRAL	0- 0	0- 0	0- 0				

RPI S	Opponent	Score	RPI S	Opponent	Score	RPI S	Opponent	Score	RPI S	Opponent	Score
32	N Creighton	62 65	50	A Gonzaga	59 74	84	A Harvard	65 71	101	A San Diego	57 54
50	A Gonzaga	59 74	93	A Arizona	62 48	108	A Boston College	56 62	118	A Utah	53 48
						131	A Washington St.	52 67	173	H Seattle	70 62
						175	H UC Santa Barbara	67 39	178	H San Francisco	80 58
						206	H Pepperdine	68 42	218	H Utah St.	81 77
						228	A Dartmouth	58 57	244	H Tulsa	70 48
						319	H Weber St.	80 55			
LAST 12 Division I GAMES:											
50	A Gonzaga	59 74	244	H Tulsa	70 48						
206	H Pepperdine	68 42	118	A Utah	53 48						
101	A San Diego	57 54	218	H Utah St.	81 77						
178	H San Francisco	80 58	32	N Creighton	62 65						
173	H Seattle	70 62	131	A Washington St.	52 67						
175	H UC Santa Barbara	67 39	93	A Arizona	62 48						

Non-Div I Games: Western N.M. 72 31

BYU

■ Loss, 
 ■ Non-Conf, 
 ■ S Site, 
 ■ H Home 
 ■ A Away 
 N Neutral

Average RPI Win:	246	WON-LOST	WINNING	LAST 10	STRENGTH OF	OPP. STRENGTH	TEAM	ADJ.	CONF.	ADJ CONF.
Average RPI Loss:	169	RECORD	PCT. RANK	GAMES	SCHEDULE	OF SCHEDULE	RPI	RPI	RPI	RPI
DIV. I ONLY	6- 11	246	4- 6	251	278	273	273	19	19	
DIV. I NON-CONF.	3- 10	295	1- 7	251	275	310	310	17	17	
TOTALS	RPI 1-25	RPI 26-50	W-L RECORDS	RPI 51-100	RPI 101-150	RPI 150+				
6- 11	0- 0	0- 0	OVERALL	0- 4	2- 1	4- 6				
4- 4	0- 0	0- 0	HOME	0- 2	2- 0	2- 2				
2- 7	0- 0	0- 0	AWAY	0- 2	0- 1	2- 4				
0- 0	0- 0	0- 0	NEUTRAL	0- 0	0- 0	0- 0				
3- 10	0- 0	0- 0	NON-CONFERENCE	0- 3	1- 1	2- 6				
2- 4	0- 0	0- 0	HOME	0- 2	1- 0	1- 2				
1- 6	0- 0	0- 0	AWAY	0- 1	0- 1	1- 4				
0- 0	0- 0	0- 0	NEUTRAL	0- 0	0- 0	0- 0				
3- 1	0- 0	0- 0	CONFERENCE	0- 1	1- 0	2- 0				
2- 0	0- 0	0- 0	HOME	0- 0	1- 0	1- 0				
1- 1	0- 0	0- 0	AWAY	0- 1	0- 0	1- 0				
0- 0	0- 0	0- 0	NEUTRAL	0- 0	0- 0	0- 0				

RPI 1-25			RPI 26-50			RPI 51-100			RPI 101+			Team's RPI: 273
RPI	S	Opponent	Score	RPI	S	Opponent	Score	RPI	S	Opponent	Score	
						60	H Wyoming	61	64	112	H Detroit	73 64
						82	A Bowling Green	42	73	113	A Stetson	66 78
						85	A Illinois St.	56	71	134	H Miami (OH)	62 59
						94	H Butler	62	70	168	H Evansville	45 54
										205	A Murray St.	53 63
										230	A Valparaiso	53 58
										246	H Northern Ky.	67 69
										265	A Northern Ill.	57 51
										271	A Marshall	45 70
										305	H IPFW	53 46
										307	A Austin Peay	66 79
										318	A Bethune-Cookman	61 56
										339	H Kent St.	59 44
LAST 12 Division I GAMES:												
339	H	Kent St.	59 44	85	A	Illinois St.	56 71					
82	A	Bowling Green	42 73	246	H	Northern Ky.	67 69					
265	A	Northern Ill.	57 51	112	H	Detroit	73 64					
134	H	Miami (OH)	62 59	307	A	Austin Peay	66 79					
230	A	Valparaiso	53 58	205	A	Murray St.	53 63					
60	H	Wyoming	61 64	113	A	Stetson	66 78					

Non-Div I Games:

Ball St.

■ Loss, 
■ Non-Conf, S Site, 
■ Home 
■ Away 
N Neutral

Average RPI Win: 93		WON-LOST	WINNING	LAST 10	STRENGTH OF	OPP. STRENGTH	TEAM	ADJ.	CONF.	ADJ CONF.
Average RPI Loss: 1		RECORD	PCT. RANK	GAMES	SCHEDULE	OF SCHEDULE	RPI	RPI	RPI	RPI
DIV. I ONLY		16- 1	4	10- 0	3	10	2	2	1	1
DIV. I NON-CONF.		10- 1	17	6- 0	2	16	3	3	1	1
TOTALS	RPI 1-25		RPI 26-50		W-L RECORDS		RPI 51-100		RPI 101-150	RPI 150+
16- 1	3- 1		4- 0		OVERALL		1- 0		5- 0	3- 0
9- 0	2- 0		3- 0		HOME		0- 0		2- 0	2- 0
6- 0	1- 0		1- 0		AWAY		1- 0		2- 0	1- 0
1- 1	0- 1		0- 0		NEUTRAL		0- 0		1- 0	0- 0
10- 1	3- 1		0- 0		NON-CONFERENCE		0- 0		4- 0	3- 0
6- 0	2- 0		0- 0		HOME		0- 0		2- 0	2- 0
3- 0	1- 0		0- 0		AWAY		0- 0		1- 0	1- 0
1- 1	0- 1		0- 0		NEUTRAL		0- 0		1- 0	0- 0
6- 0	0- 0		4- 0		CONFERENCE		1- 0		1- 0	0- 0
3- 0	0- 0		3- 0		HOME		0- 0		0- 0	0- 0
3- 0	0- 0		1- 0		AWAY		1- 0		1- 0	0- 0
0- 0	0- 0		0- 0		NEUTRAL		0- 0		0- 0	0- 0

RPI 1-25				Team's RPI: 2		RPI 26-50				RPI 51-100				RPI 101+			
RPI	S	Opponent	Score	RPI	S	Opponent	Score	RPI	S	Opponent	Score	RPI	S	Opponent	Score		
1	N	Stanford	69 71	28	H	Iowa St.	67 39	53	A	Kansas St.	90 69	116	H	Liberty	92 60		
5	H	Tennessee	76 53	33	A	Kansas	82 60					119	A	Rice	89 49		
6	A	Notre Dame	73 61	34	H	Oklahoma St.	83 49					128	H	Lamar	80 34		
9	H	Kentucky	85 51	45	H	West Virginia	76 58					144	A	TCU	74 35		
												148	N	UT Martin	82 67		
												160	A	Hawaii	77 42		
												162	H	Oral Roberts	94 56		
												298	H	Southeastern La.	106 41		
LAST 12 Division I GAMES:																	
				45	H	West Virginia	76 58	298	H	Southeastern La.	106 41						
				53	A	Kansas St.	90 69	5	H	Tennessee	76 53						
				33	A	Kansas	82 60	162	H	Oral Roberts	94 56						
				28	H	Iowa St.	67 39	6	A	Notre Dame	73 61						
				34	H	Oklahoma St.	83 49	119	A	Rice	89 49						
				144	A	TCU	74 35	116	H	Liberty	92 60						

Non-Div I Games:

Baylor

■ Loss, ■ Non-Conf, S Site, H Home A Away N Neutral

Average RPI Win:	246	WON-LOST	WINNING	LAST 10	STRENGTH OF	OPP. STRENGTH	TEAM	ADJ.	CONF.	ADJ CONF.
Average RPI Loss:	158	RECORD	PCT. RANK	GAMES	SCHEDULE	OF SCHEDULE	RPI	RPI	RPI	RPI
DIV. I ONLY	11- 8	129	7- 3	282	222	167	167	26	26	
DIV. I NON-CONF.	5- 7	209	3- 2	254	255	221	221	26	26	
TOTALS	RPI 1-25	RPI 26-50	W-L RECORDS	RPI 51-100	RPI 101-150	RPI 150+				
11- 8	0- 1	0- 0	OVERALL	0- 1	2- 1	9- 5				
6- 2	0- 0	0- 0	HOME	0- 1	1- 1	5- 0				
5- 6	0- 1	0- 0	AWAY	0- 0	1- 0	4- 5				
0- 0	0- 0	0- 0	NEUTRAL	0- 0	0- 0	0- 0				
5- 7	0- 1	0- 0	NON-CONFERENCE	0- 1	1- 1	4- 4				
2- 2	0- 0	0- 0	HOME	0- 1	0- 1	2- 0				
3- 5	0- 1	0- 0	AWAY	0- 0	1- 0	2- 4				
0- 0	0- 0	0- 0	NEUTRAL	0- 0	0- 0	0- 0				
6- 1	0- 0	0- 0	CONFERENCE	0- 0	1- 0	5- 1				
4- 0	0- 0	0- 0	HOME	0- 0	1- 0	3- 0				
2- 1	0- 0	0- 0	AWAY	0- 0	0- 0	2- 1				
0- 0	0- 0	0- 0	NEUTRAL	0- 0	0- 0	0- 0				

RPI	S	Opponent	Score	RPI	S	Opponent	Score	RPI	S	Opponent	Score	RPI	S	Opponent	Score	Team's RPI: 167
24	A	Georgia	38 70					56	H	Chattanooga	54 84	135	H	IUPUI	53 61	
												147	A	Indiana	58 54	
												148	H	UT Martin	58 56	
												153	A	Indiana St.	34 48	
												186	A	Tennessee Tech	52 58	
												187	A	Cincinnati	54 68	
												205	A	Murray St.	59 50	
												210	H	Tennessee St.	66 54	
												222	H	Southeast Mo. St.	71 58	
												225	H	SIU Edwardsville	66 52	
												239	H	Georgia St.	85 62	
												256	A	Texas St.	76 82	
												267	A	Ole Miss	48 63	
												306	H	Binghamton	66 47	
												332	A	A&M-Corpus Christi	75 54	
												334	A	Lipscomb	70 54	
												338	A	Jacksonville St.	68 62	
LAST 12 Division I GAMES:																
210	H	Tennessee St.	66 54	225	H	SIU Edwardsville	66 52									
205	A	Murray St.	59 50	187	A	Cincinnati	54 68									
148	H	UT Martin	58 56	267	A	Ole Miss	48 63									
338	A	Jacksonville St.	68 62	239	H	Georgia St.	85 62									
186	A	Tennessee Tech	52 58	147	A	Indiana	58 54									
222	H	Southeast Mo. St.	71 58	334	A	Lipscomb	70 54									

Non-Div I Games:

Belmont

Average RPI Win:	<b>264</b>	WON-LOST	WINNING	LAST 10	STRENGTH OF	OPP. STRENGTH	TEAM	ADJ.	CONF.	ADJ CONF.
Average RPI Loss:	<b>231</b>	RECORD	PCT. RANK	GAMES	SCHEDULE	OF SCHEDULE	RPI	RPI	RPI	RPI
DIV. I ONLY	<b>5- 9</b>	<b>244</b>	<b>4- 5</b>	<b>341</b>	<b>322</b>	<b>318</b>	<b>318</b>	<b>30</b>	<b>30</b>	
DIV. I NON-CONF.	<b>3- 7</b>	<b>263</b>	<b>2- 5</b>	<b>335</b>	<b>321</b>	<b>333</b>	<b>333</b>	<b>30</b>	<b>30</b>	
TOTALS	RPI 1-25	RPI 26-50	W-L RECORDS	RPI 51-100	RPI 101-150	RPI 150+				
5- 9	0- 0	0- 0	OVERALL	0- 0	0- 2	5- 7				
3- 2	0- 0	0- 0	HOME	0- 0	0- 0	3- 2				
0- 7	0- 0	0- 0	AWAY	0- 0	0- 2	0- 5				
2- 0	0- 0	0- 0	NEUTRAL	0- 0	0- 0	2- 0				
3- 7	0- 0	0- 0	NON-CONFERENCE	0- 0	0- 1	3- 6				
1- 2	0- 0	0- 0	HOME	0- 0	0- 0	1- 2				
0- 5	0- 0	0- 0	AWAY	0- 0	0- 1	0- 4				
2- 0	0- 0	0- 0	NEUTRAL	0- 0	0- 0	2- 0				
2- 2	0- 0	0- 0	CONFERENCE	0- 0	0- 1	2- 1				
2- 0	0- 0	0- 0	HOME	0- 0	0- 0	2- 0				
0- 2	0- 0	0- 0	AWAY	0- 0	0- 1	0- 1				
0- 0	0- 0	0- 0	NEUTRAL	0- 0	0- 0	0- 0				

RPI 1-25			RPI 26-50			RPI 51-100			RPI 101+			Team's RPI: 318
RPI	S	Opponent	Score	RPI	S	Opponent	Score	RPI	S	Opponent	Score	
								113	A	Stetson	52	66
								129	A	South Carolina St.	39	58
								151	H	Fla. Atlantic	71	61
								164	A	UCF	43	64
								174	H	N.C. A&T	69	64
								214	H	Holy Cross	54	63
								269	A	Florida A&M	60	76
								272	A	North Florida	55	56
								273	H	Ball St.	56	61
								304	A	Jacksonville	54	68
								317	N	Ga. Southern	59	48
								337	N	UNC Asheville	74	57
								339	A	Kent St.	55	73
								343	H	N.C. Central	55	32
LAST 12 Division I GAMES:												
129	A	South Carolina St.	39	58	317	N	Ga. Southern	59	48			
343	H	N.C. Central	55	32	337	N	UNC Asheville	74	57			
174	H	N.C. A&T	69	64	164	A	UCF	43	64			
269	A	Florida A&M	60	76	272	A	North Florida	55	56			
339	A	Kent St.	55	73	273	H	Ball St.	56	61			
214	H	Holy Cross	54	63	113	A	Stetson	52	66			

Non-Div I Games: Edward Waters 88 46 Trinity Baptist 84 41

Bethune-Cookman

Loss, Non-Conf, S Site, H Home A Away N Neutral

Binghamton

Through Games Of Sunday, January 20, 2013

Average RPI Win:	229	WON-LOST	WINNING	LAST 10	STRENGTH OF	OPP. STRENGTH	TEAM	ADJ.	CONF.	ADJ CONF.
Average RPI Loss:	196	RECORD	PCT. RANK	GAMES	SCHEDULE	OF SCHEDULE	RPI	RPI	RPI	RPI
DIV. I ONLY	3- 16	322	2- 8	187	316	306	306	23	23	
DIV. I NON-CONF.	1- 12	331	1- 5	248	323	330	330	25	25	
TOTALS	RPI 1-25	RPI 26-50	W-L RECORDS	RPI 51-100	RPI 101-150	RPI 150+				
3- 16	0- 0	0- 1	OVERALL	1- 2	0- 1	2- 12				
1- 6	0- 0	0- 0	HOME	1- 0	0- 1	0- 5				
2- 8	0- 0	0- 1	AWAY	0- 2	0- 0	2- 5				
0- 2	0- 0	0- 0	NEUTRAL	0- 0	0- 0	0- 2				
1- 12	0- 0	0- 1	NON-CONFERENCE	0- 1	0- 0	1- 10				
0- 4	0- 0	0- 0	HOME	0- 0	0- 0	0- 4				
1- 6	0- 0	0- 1	AWAY	0- 1	0- 0	1- 4				
0- 2	0- 0	0- 0	NEUTRAL	0- 0	0- 0	0- 2				
2- 4	0- 0	0- 0	CONFERENCE	1- 1	0- 1	1- 2				
1- 2	0- 0	0- 0	HOME	1- 0	0- 1	0- 1				
1- 2	0- 0	0- 0	AWAY	0- 1	0- 0	1- 1				
0- 0	0- 0	0- 0	NEUTRAL	0- 0	0- 0	0- 0				

RPI S	Opponent	Score	RPI S	Opponent	Score	RPI S	Opponent	Score	RPI S	Opponent	Score	Team's RPI: 306
37	A Syracuse	45 68	51	A Boston U.	52 57	133	H Albany (NY)	47 72				
			91	A Arizona St.	35 60	167	A Belmont	47 66				
			95	H Hartford	46 44	172	A Stony Brook	34 56				
						183	A St. Bonaventure	34 61				
						199	A Lehigh	37 67				
						207	N Fairleigh Dickinson	41 54				
						251	H Niagara	57 63				
						252	H Canisius	48 61				
						259	H Cornell	56 60				
						263	A Buffalo	65 60				
						270	H Vermont	56 61				
						276	H Siena	44 62				
						277	N UNLV	56 58				
						307	A Austin Peay	67 71				
						329	A Maine	67 65				
LAST 12 Division I GAMES:												
329	A Maine	67 65	207	N Fairleigh Dickinson	41 54							
270	H Vermont	56 61	199	A Lehigh	37 67							
51	A Boston U.	52 57	37	A Syracuse	45 68							
172	A Stony Brook	34 56	251	H Niagara	57 63							
133	H Albany (NY)	47 72	263	A Buffalo	65 60							
95	H Hartford	46 44	277	N UNLV	56 58							

Non-Div I Games:

Binghamton

Loss, Non-Conf, S Site, H Home A Away N Neutral



Average RPI Win:	258	WON-LOST	WINNING	LAST 10	STRENGTH OF	OPP. STRENGTH	TEAM	ADJ.	CONF.	ADJ CONF.
Average RPI Loss:	136	RECORD	PCT. RANK	GAMES	SCHEDULE	OF SCHEDULE	RPI	RPI	RPI	RPI
DIV. I ONLY	7- 7	164	4- 4	293	227	241	241	15	15	
DIV. I NON-CONF.	5- 6	186	2- 5	294	245	256	256	15	15	
TOTALS	RPI 1-25	RPI 26-50	W-L RECORDS	RPI 51-100	RPI 101-150	RPI 150+				
7- 7	0- 0	0- 1	OVERALL	1- 0	0- 4	6- 2				
4- 3	0- 0	0- 0	HOME	1- 0	0- 2	3- 1				
2- 3	0- 0	0- 1	AWAY	0- 0	0- 1	2- 1				
1- 1	0- 0	0- 0	NEUTRAL	0- 0	0- 1	1- 0				
5- 6	0- 0	0- 1	NON-CONFERENCE	0- 0	0- 3	5- 2				
2- 3	0- 0	0- 0	HOME	0- 0	0- 2	2- 1				
2- 2	0- 0	0- 1	AWAY	0- 0	0- 0	2- 1				
1- 1	0- 0	0- 0	NEUTRAL	0- 0	0- 1	1- 0				
2- 1	0- 0	0- 0	CONFERENCE	1- 0	0- 1	1- 0				
2- 0	0- 0	0- 0	HOME	1- 0	0- 0	1- 0				
0- 1	0- 0	0- 0	AWAY	0- 0	0- 1	0- 0				
0- 0	0- 0	0- 0	NEUTRAL	0- 0	0- 0	0- 0				

RPI	S	Opponent	Score	RPI	S	Opponent	Score	RPI	S	Opponent	Score	RPI	S	Opponent	Score	Team's RPI: 241
37	A	Syracuse	48 87	60	H	Wyoming	70 68	101	N	San Diego	70 77	122	H	Eastern Wash.	63 74	
								141	A	New Mexico	53 58	146	H	Idaho St.	55 64	
								178	A	San Francisco	61 75	226	H	Portland	49 73	
								235	H	South Dakota	52 50	266	H	North Dakota St.	80 61	
								284	N	UMKC	71 64	309	A	Utah Valley	80 63	
								319	A	Weber St.	70 56	336	H	Air Force	66 65	
LAST 12 Division I GAMES:																
336	H	Air Force	66 65	122	H	Eastern Wash.	63 74									
141	A	New Mexico	53 58	284	N	UMKC	71 64									
60	H	Wyoming	70 68	101	N	San Diego	70 77									
37	A	Syracuse	48 87	178	A	San Francisco	61 75									
235	H	South Dakota	52 50	146	H	Idaho St.	55 64									
226	H	Portland	49 73	319	A	Weber St.	70 56									

Non-Div I Games: Col. of Idaho 61 47 Carroll (MT) 76 64

Boise St.

Loss, Non-Conf, S Site, H Home A Away N Neutral

Boston College

Through Games Of Sunday, January 20, 2013

Average RPI Win:	171	WON-LOST	WINNING	LAST 10	STRENGTH OF	OPP. STRENGTH	TEAM	ADJ.	CONF.	ADJ CONF.
Average RPI Loss:	71	RECORD	PCT. RANK	GAMES	SCHEDULE	OF SCHEDULE	RPI	RPI	RPI	RPI
DIV. I ONLY	8- 9	180	4- 6	51	65	108	108	3	3	
DIV. I NON-CONF.	6- 5	146	3- 3	106	186	130	130	3	3	
TOTALS	RPI 1-25	RPI 26-50	W-L RECORDS	RPI 51-100	RPI 101-150	RPI 150+				
8- 9	0- 3	0- 0	OVERALL	3- 3	0- 3	5- 0				
4- 5	0- 2	0- 0	HOME	2- 1	0- 2	2- 0				
3- 3	0- 1	0- 0	AWAY	1- 2	0- 0	2- 0				
1- 1	0- 0	0- 0	NEUTRAL	0- 0	0- 1	1- 0				
6- 5	0- 0	0- 0	NON-CONFERENCE	2- 3	0- 2	4- 0				
4- 2	0- 0	0- 0	HOME	2- 1	0- 1	2- 0				
1- 2	0- 0	0- 0	AWAY	0- 2	0- 0	1- 0				
1- 1	0- 0	0- 0	NEUTRAL	0- 0	0- 1	1- 0				
2- 4	0- 3	0- 0	CONFERENCE	1- 0	0- 1	1- 0				
0- 3	0- 2	0- 0	HOME	0- 0	0- 1	0- 0				
2- 1	0- 1	0- 0	AWAY	1- 0	0- 0	1- 0				
0- 0	0- 0	0- 0	NEUTRAL	0- 0	0- 0	0- 0				

RPI 1-25				RPI 26-50				RPI 51-100				RPI 101+ Team's RPI: 108			
RPI	S	Opponent	Score	RPI	S	Opponent	Score	RPI	S	Opponent	Score	RPI	S	Opponent	Score
14	H	Duke	53 90					51	A	Boston U.	46 52	105	H	Northwestern	63 67
16	A	Florida St.	70 76					66	H	Rutgers	58 56	114	H	Wake Forest	87 92
16	H	Florida St.	57 67					86	A	Virginia Tech	53 46	140	N	Sacred Heart	48 54
								87	H	BYU	62 56	171	A	Clemson	66 43
								89	A	Hampton	57 60	214	A	Holy Cross	71 52
								91	H	Arizona St.	59 68	226	N	Portland	68 40
												250	H	New Hampshire	64 59
												270	H	Vermont	80 43
LAST 12 Division I GAMES:															
114	H	Wake Forest	87 92	16	A	Florida St.	70 76	270	H	Vermont	80 43				
16	H	Florida St.	57 67	91	H	Arizona St.	59 68	66	H	Rutgers	58 56				
171	A	Clemson	66 43	105	H	Northwestern	63 67	86	A	Virginia Tech	53 46				
86	A	Virginia Tech	53 46	226	N	Portland	68 40	14	H	Duke	53 90				
14	H	Duke	53 90					89	A	Hampton	57 60				

Non-Div I Games:

Boston College

Loss, Non-Conf, S Site, H Home A Away N Neutral

Average RPI Win: 185		WON-LOST	WINNING	LAST 10	STRENGTH OF	OPP. STRENGTH	TEAM	ADJ.	CONF.	ADJ CONF.
Average RPI Loss: 70		RECORD	PCT. RANK	GAMES	SCHEDULE	OF SCHEDULE	RPI	RPI	RPI	RPI
DIV. I ONLY		16- 3	21	10- 0	183	92	51	51	23	23
DIV. I NON-CONF.		10- 3	50	6- 0	118	35	42	42	25	25
TOTALS	RPI 1-25	RPI 26-50		W-L RECORDS		RPI 51-100	RPI 101-150	RPI 150+		
16- 3	0- 1	1- 1		OVERALL		4- 0	1- 1	10- 0		
7- 1	0- 0	0- 1		HOME		3- 0	1- 0	3- 0		
8- 2	0- 1	1- 0		AWAY		1- 0	0- 1	6- 0		
1- 0	0- 0	0- 0		NEUTRAL		0- 0	0- 0	1- 0		
10- 3	0- 1	1- 1		NON-CONFERENCE		3- 0	1- 1	5- 0		
5- 1	0- 0	0- 1		HOME		3- 0	1- 0	1- 0		
4- 2	0- 1	1- 0		AWAY		0- 0	0- 1	3- 0		
1- 0	0- 0	0- 0		NEUTRAL		0- 0	0- 0	1- 0		
6- 0	0- 0	0- 0		CONFERENCE		1- 0	0- 0	5- 0		
2- 0	0- 0	0- 0		HOME		0- 0	0- 0	2- 0		
4- 0	0- 0	0- 0		AWAY		1- 0	0- 0	3- 0		
0- 0	0- 0	0- 0		NEUTRAL		0- 0	0- 0	0- 0		

RPI 1-25					RPI 26-50					RPI 51-100					Team's RPI: 51		RPI 101+				
RPI	S	Opponent	Score		RPI	S	Opponent	Score		RPI	S	Opponent	Score			RPI	S	Opponent	Score		
22	A	Michigan	58	67	40	A	Marist	62	56	55	H	St. John's (NY)	66	49		108	H	Boston College	52	46	
					45	H	West Virginia	57	60	73	H	Richmond	70	61		143	A	Northeastern	62	73	
										84	H	Harvard	68	61		172	A	Stony Brook	72	61	
										95	A	Hartford	45	39		199	A	Lehigh	72	44	
																201	A	Eastern Mich.	66	55	
																207	N	Fairleigh Dickinson	68	42	
																250	A	New Hampshire	55	53	
																270	H	Vermont	58	30	
																282	H	Massachusetts	73	50	
																285	A	Rhode Island	54	29	
																306	H	Binghamton	57	52	
																329	A	Maine	85	54	
LAST 12 Division I GAMES:																					
					250	A	New Hampshire	55	53	199	A	Lehigh	72	44							
					329	A	Maine	85	54	207	N	Fairleigh Dickinson	68	42							
					306	H	Binghamton	57	52	84	H	Harvard	68	61							
					270	H	Vermont	58	30	40	A	Marist	62	56							
					95	A	Hartford	45	39	282	H	Massachusetts	73	50							
					172	A	Stony Brook	72	61	55	H	St. John's (NY)	66	49							

Non-Div I Games:

Boston U.

Loss, Non-Conf, S Site, H Home A Away N Neutral

## Bowling Green

Through Games Of Sunday, January 20, 2013

Average RPI Win:	204	WON-LOST	WINNING	LAST 10	STRENGTH OF	OPP. STRENGTH	TEAM	ADJ.	CONF.	ADJ CONF.
Average RPI Loss:	65	RECORD	PCT. RANK	GAMES	SCHEDULE	OF SCHEDULE	RPI	RPI	RPI	RPI
DIV. I ONLY	11- 5	67	8- 2	114	105	82	82	19	19	
DIV. I NON-CONF.	8- 4	84	6- 2	89	38	67	67	17	17	
TOTALS	RPI 1-25	RPI 26-50	W-L RECORDS	RPI 51-100	RPI 101-150	RPI 150+				
11- 5	1- 2	0- 1	OVERALL	2- 0	1- 1	7- 1				
6- 3	1- 0	0- 1	HOME	2- 0	0- 1	3- 1				
5- 1	0- 1	0- 0	AWAY	0- 0	1- 0	4- 0				
0- 1	0- 1	0- 0	NEUTRAL	0- 0	0- 0	0- 0				
8- 4	1- 2	0- 0	NON-CONFERENCE	2- 0	1- 1	4- 1				
4- 2	1- 0	0- 0	HOME	2- 0	0- 1	1- 1				
4- 1	0- 1	0- 0	AWAY	0- 0	1- 0	3- 0				
0- 1	0- 1	0- 0	NEUTRAL	0- 0	0- 0	0- 0				
3- 1	0- 0	0- 1	CONFERENCE	0- 0	0- 0	3- 0				
2- 1	0- 0	0- 1	HOME	0- 0	0- 0	2- 0				
1- 0	0- 0	0- 0	AWAY	0- 0	0- 0	1- 0				
0- 0	0- 0	0- 0	NEUTRAL	0- 0	0- 0	0- 0				

RPI 1-25				RPI 26-50				RPI 51-100				Team's RPI: 82	RPI 101+			
RPI	S	Opponent	Score	RPI	S	Opponent	Score	RPI	S	Opponent	Score		RPI	S	Opponent	Score
10	N	Villanova	42 53	39	H	Toledo	38 48	60	H	Wyoming	79 69		103	H	Temple	56 70
11	A	Purdue	45 59					94	H	Butler	67 47		105	A	Northwestern	60 37
12	H	Dayton	65 40										164	H	UCF	56 59
													251	A	Niagara	79 74
													261	H	Colorado St.	71 49
													273	H	Ball St.	73 42
													277	A	UNLV	64 54
													282	A	Massachusetts	64 61
													287	A	Ohio	67 41
													339	H	Kent St.	69 33
LAST 12 Division I GAMES:																
				287	A	Ohio	67 41						282	A	Massachusetts	64 61
				273	H	Ball St.	73 42						60	H	Wyoming	79 69
				39	H	Toledo	38 48						105	A	Northwestern	60 37
				339	H	Kent St.	69 33						94	H	Butler	67 47
				164	H	UCF	56 59						261	H	Colorado St.	71 49
				12	H	Dayton	65 40						103	H	Temple	56 70

Non-Div I Games: Madonna 68 57

Bowling Green

■ Loss, 
 ■ Non-Conf, S Site, 
 ■ Home 
 ■ Away 
 N Neutral

Average RPI Win: 196		WON-LOST	WINNING	LAST 10	STRENGTH OF	OPP. STRENGTH	TEAM	ADJ.	CONF.	ADJ CONF.
Average RPI Loss: 110		RECORD	PCT. RANK	GAMES	SCHEDULE	OF SCHEDULE	RPI	RPI	RPI	RPI
DIV. I ONLY		7- 9	200	4- 6	103	151	150	150	9	9
DIV. I NON-CONF.		6- 5	146	4- 3	154	216	128	128	9	9
TOTALS	RPI 1-25		RPI 26-50		W-L RECORDS	RPI 51-100	RPI 101-150		RPI 150+	
7- 9	0- 0		0- 0		OVERALL	2- 4	1- 2		4- 3	
4- 3	0- 0		0- 0		HOME	1- 2	0- 1		3- 0	
3- 5	0- 0		0- 0		AWAY	1- 2	1- 0		1- 3	
0- 1	0- 0		0- 0		NEUTRAL	0- 0	0- 1		0- 0	
6- 5	0- 0		0- 0		NON-CONFERENCE	1- 2	1- 1		4- 2	
3- 1	0- 0		0- 0		HOME	0- 1	0- 0		3- 0	
3- 3	0- 0		0- 0		AWAY	1- 1	1- 0		1- 2	
0- 1	0- 0		0- 0		NEUTRAL	0- 0	0- 1		0- 0	
1- 4	0- 0		0- 0		CONFERENCE	1- 2	0- 1		0- 1	
1- 2	0- 0		0- 0		HOME	1- 1	0- 1		0- 0	
0- 2	0- 0		0- 0		AWAY	0- 1	0- 0		0- 1	
0- 0	0- 0		0- 0		NEUTRAL	0- 0	0- 0		0- 0	

RPI 1-25				RPI 26-50				RPI 51-100				RPI 101+				Team's RPI: 150	
RPI	S	Opponent	Score	RPI	S	Opponent	Score	RPI	S	Opponent	Score	RPI	S	Opponent	Score		
								52	H	Central Mich.	58 73	106	H	UNI	72 77		
								64	A	South Fla.	50 60	107	N	Tulane	69 74		
								67	A	Illinois	83 77	145	A	Eastern Ill.	66 65		
								77	H	Wichita St.	58 62	153	A	Indiana St.	54 55		
								85	A	Illinois St.	65 81	154	A	Western Ill.	81 92		
								99	H	Missouri St.	80 79	192	A	Milwaukee	112 116		
												215	H	Winthrop	80 64		
												265	H	Northern Ill.	67 58		
												281	H	Ill.-Chicago	66 52		
												297	A	Northern Ariz.	95 83		
LAST 12 Division I GAMES:																	
				106	H	UNI	72 77	281	H	Ill.-Chicago	66 52						
				99	H	Missouri St.	80 79	192	A	Milwaukee	112 116						
				77	H	Wichita St.	58 62	215	H	Winthrop	80 64						
				85	A	Illinois St.	65 81	265	H	Northern Ill.	67 58						
				153	A	Indiana St.	54 55	297	A	Northern Ariz.	95 83						
				154	A	Western Ill.	81 92	107	N	Tulane	69 74						

Non-Div I Games:

Bradley

■ Loss, ■ Non-Conf, S Site, H Home A Away N Neutral

Average RPI Win:	270	WON-LOST	WINNING	LAST 10	STRENGTH OF	OPP. STRENGTH	TEAM	ADJ.	CONF.	ADJ CONF.
Average RPI Loss:	190	RECORD	PCT. RANK	GAMES	SCHEDULE	OF SCHEDULE	RPI	RPI	RPI	RPI
DIV. I ONLY	7- 8	188	5- 5	317	258	254	254	18	18	
DIV. I NON-CONF.	6- 8	202	5- 6	307	291	278	278	18	18	
TOTALS	RPI 1-25	RPI 26-50	W-L RECORDS	RPI 51-100	RPI 101-150	RPI 150+				
7- 8	0- 1	0- 0	OVERALL	0- 0	0- 1	7- 6				
4- 2	0- 0	0- 0	HOME	0- 0	0- 0	4- 2				
2- 6	0- 1	0- 0	AWAY	0- 0	0- 1	2- 4				
1- 0	0- 0	0- 0	NEUTRAL	0- 0	0- 0	1- 0				
6- 8	0- 1	0- 0	NON-CONFERENCE	0- 0	0- 1	6- 6				
4- 2	0- 0	0- 0	HOME	0- 0	0- 0	4- 2				
1- 6	0- 1	0- 0	AWAY	0- 0	0- 1	1- 4				
1- 0	0- 0	0- 0	NEUTRAL	0- 0	0- 0	1- 0				
1- 0	0- 0	0- 0	CONFERENCE	0- 0	0- 0	1- 0				
0- 0	0- 0	0- 0	HOME	0- 0	0- 0	0- 0				
1- 0	0- 0	0- 0	AWAY	0- 0	0- 0	1- 0				
0- 0	0- 0	0- 0	NEUTRAL	0- 0	0- 0	0- 0				

RPI 1-25				RPI 26-50				RPI 51-100				RPI 101+ Team's RPI: 254			
RPI	S	Opponent	Score	RPI	S	Opponent	Score	RPI	S	Opponent	Score	RPI	S	Opponent	Score
7	A	Maryland	36 76									104	A	Fairfield	34 49
												189	A	Yale	68 67
												193	A	Pittsburgh	57 58
												196	H	Rider	47 57
												208	H	Army	48 45
												214	A	Holy Cross	66 83
												227	A	Lafayette	32 56
												250	H	New Hampshire	50 43
												270	A	Vermont	56 66
												285	A	Rhode Island	55 51
												295	H	NJIT	53 51
												312	H	Bryant	58 81
												322	N	UMES	57 46
												341	H	Saint Peter's	82 48
LAST 12 Division I GAMES:															
189	A	Yale	68 67	7	A	Maryland	36 76	250	H	New Hampshire	50 43				
295	H	NJIT	53 51					196	H	Rider	47 57				
214	A	Holy Cross	66 83					312	H	Bryant	58 81				
227	A	Lafayette	32 56					193	A	Pittsburgh	57 58				
208	H	Army	48 45					285	A	Rhode Island	55 51				
322	N	UMES	57 46												

Non-Div I Games:

Brown

Average RPI Win: <b>277</b>	WON-LOST	WINNING	LAST 10	STRENGTH OF	OPP. STRENGTH	TEAM	ADJ.	CONF.	ADJ CONF.
Average RPI Loss: <b>187</b>	RECORD	PCT. RANK	GAMES	SCHEDULE	OF SCHEDULE	RPI	RPI	RPI	RPI
DIV. I ONLY	<b>4- 12</b>	<b>298</b>	<b>2- 8</b>	<b>300</b>	<b>306</b>	<b>312</b>	<b>312</b>	<b>25</b>	<b>25</b>
DIV. I NON-CONF.	<b>4- 7</b>	<b>230</b>	<b>4- 3</b>	<b>319</b>	<b>313</b>	<b>304</b>	<b>304</b>	<b>23</b>	<b>23</b>
TOTALS	RPI 1-25	RPI 26-50	W-L RECORDS	RPI 51-100	RPI 101-150	RPI 150+			
4- 12	0- 0	0- 0	OVERALL	0- 2	0- 1	4- 9			
2- 5	0- 0	0- 0	HOME	0- 1	0- 0	2- 4			
2- 7	0- 0	0- 0	AWAY	0- 1	0- 1	2- 5			
0- 0	0- 0	0- 0	NEUTRAL	0- 0	0- 0	0- 0			
4- 7	0- 0	0- 0	NON-CONFERENCE	0- 1	0- 0	4- 6			
2- 3	0- 0	0- 0	HOME	0- 0	0- 0	2- 3			
2- 4	0- 0	0- 0	AWAY	0- 1	0- 0	2- 3			
0- 0	0- 0	0- 0	NEUTRAL	0- 0	0- 0	0- 0			
0- 5	0- 0	0- 0	CONFERENCE	0- 1	0- 1	0- 3			
0- 2	0- 0	0- 0	HOME	0- 1	0- 0	0- 1			
0- 3	0- 0	0- 0	AWAY	0- 0	0- 1	0- 2			
0- 0	0- 0	0- 0	NEUTRAL	0- 0	0- 0	0- 0			

RPI S	Opponent	Score	RPI S	Opponent	Score	RPI S	Opponent	Score	RPI S	Opponent	Score	Team's RPI: 312
						74	A Youngstown St.	59 <b>75</b>	102	A Saint Francis (PA)	76 <b>81</b>	
						75	H Quinnipiac	62 <b>85</b>	169	A Akron	56 <b>78</b>	
									184	A Iona	77 71	
									189	H Yale	65 <b>78</b>	
									190	H Mt. St. Mary's	84 <b>86</b>	
									208	A Army	51 <b>67</b>	
									214	H Holy Cross	66 <b>68</b>	
									228	H Dartmouth	53 <b>64</b>	
									243	A Central Conn. St.	50 <b>59</b>	
									254	A Brown	81 58	
									264	A Robert Morris	69 <b>71</b>	
									285	A Rhode Island	50 <b>65</b>	
									329	H Maine	44 40	
									342	H Columbia	68 54	
LAST 12 Division I GAMES:												
190	H Mt. St. Mary's	84 <b>86</b>	208	A Army	51 <b>67</b>							
189	H Yale	65 <b>78</b>	214	H Holy Cross	66 <b>68</b>							
75	H Quinnipiac	62 <b>85</b>	329	H Maine	44 40							
243	A Central Conn. St.	50 <b>59</b>	184	A Iona	77 71							
264	A Robert Morris	69 <b>71</b>	342	H Columbia	68 54							
102	A Saint Francis (PA)	76 <b>81</b>	254	A Brown	81 58							

Non-Div I Games:

Bryant

Average RPI Win:	265	WON-LOST	WINNING	LAST 10	STRENGTH OF	OPP. STRENGTH	TEAM	ADJ.	CONF.	ADJ CONF.
Average RPI Loss:	162	RECORD	PCT. RANK	GAMES	SCHEDULE	OF SCHEDULE	RPI	RPI	RPI	RPI
DIV. I ONLY	11- 7	105	6- 4	299	281	176	176	17	17	
DIV. I NON-CONF.	9- 6	123	5- 4	303	273	201	201	19	19	
TOTALS	RPI 1-25	RPI 26-50	W-L RECORDS	RPI 51-100	RPI 101-150	RPI 150+				
11- 7	0- 0	0- 0	OVERALL	0- 1	0- 1	11- 5				
6- 2	0- 0	0- 0	HOME	0- 0	0- 1	6- 1				
5- 5	0- 0	0- 0	AWAY	0- 1	0- 0	5- 4				
0- 0	0- 0	0- 0	NEUTRAL	0- 0	0- 0	0- 0				
9- 6	0- 0	0- 0	NON-CONFERENCE	0- 1	0- 1	9- 4				
5- 2	0- 0	0- 0	HOME	0- 0	0- 1	5- 1				
4- 4	0- 0	0- 0	AWAY	0- 1	0- 0	4- 3				
0- 0	0- 0	0- 0	NEUTRAL	0- 0	0- 0	0- 0				
2- 1	0- 0	0- 0	CONFERENCE	0- 0	0- 0	2- 1				
1- 0	0- 0	0- 0	HOME	0- 0	0- 0	1- 0				
1- 1	0- 0	0- 0	AWAY	0- 0	0- 0	1- 1				
0- 0	0- 0	0- 0	NEUTRAL	0- 0	0- 0	0- 0				

RPI 1-25			RPI 26-50			RPI 51-100			RPI 101+			Team's RPI: 176
RPI	S	Opponent	Score	RPI	S	Opponent	Score	RPI	S	Opponent	Score	
						74 A Youngstown St.	51 69					
								102 H Saint Francis (PA)			54 62	
								179 H Longwood			52 60	
								181 A Xavier			62 71	
								189 A Yale			62 82	
								190 H Mt. St. Mary's			55 43	
								198 A Penn			53 58	
								208 A Army			60 68	
								227 A Lafayette			50 49	
								247 H Colgate			53 51	
								251 H Niagara			77 69	
								252 A Canisius			59 50	
								259 H Cornell			64 39	
								263 H Buffalo			78 71	
								292 A Towson			75 62	
								295 H NJIT			52 35	
								300 A Morgan St.			72 64	
								341 A Saint Peter's			69 62	
LAST 12 Division I GAMES:												
227 A Lafayette			50 49	74 A Youngstown St.			51 69					
247 H Colgate			53 51	341 A Saint Peter's			69 62					
208 A Army			60 68	292 A Towson			75 62					
295 H NJIT			52 35	179 H Longwood			52 60					
189 A Yale			62 82	198 A Penn			53 58					
259 H Cornell			64 39	263 H Buffalo			78 71					

Non-Div I Games:

Bucknell



## Buffalo

Through Games Of Sunday, January 20, 2013

Average RPI Win:	276	WON-LOST	WINNING	LAST 10	STRENGTH OF	OPP. STRENGTH	TEAM	ADJ.	CONF.	ADJ CONF.
Average RPI Loss:	152	RECORD	PCT. RANK	GAMES	SCHEDULE	OF SCHEDULE	RPI	RPI	RPI	RPI
DIV. I ONLY	5- 12	282	4- 6	166	264	263	263	19	19	
DIV. I NON-CONF.	2- 11	312	1- 7	135	254	287	287	17	17	
TOTALS	RPI 1-25	RPI 26-50	W-L RECORDS	RPI 51-100	RPI 101-150	RPI 150+				
5- 12	0- 1	0- 2	OVERALL	0- 1	0- 2	5- 6				
3- 5	0- 0	0- 1	HOME	0- 1	0- 0	3- 3				
2- 6	0- 1	0- 1	AWAY	0- 0	0- 1	2- 3				
0- 1	0- 0	0- 0	NEUTRAL	0- 0	0- 1	0- 0				
2- 11	0- 1	0- 1	NON-CONFERENCE	0- 1	0- 2	2- 6				
1- 5	0- 0	0- 1	HOME	0- 1	0- 0	1- 3				
1- 5	0- 1	0- 0	AWAY	0- 0	0- 1	1- 3				
0- 1	0- 0	0- 0	NEUTRAL	0- 0	0- 1	0- 0				
3- 1	0- 0	0- 1	CONFERENCE	0- 0	0- 0	3- 0				
2- 0	0- 0	0- 0	HOME	0- 0	0- 0	2- 0				
1- 1	0- 0	0- 1	AWAY	0- 0	0- 0	1- 0				
0- 0	0- 0	0- 0	NEUTRAL	0- 0	0- 0	0- 0				

RPI 1-25				RPI 26-50				RPI 51-100				RPI 101+ Team's RPI: 263			
RPI	S	Opponent	Score	RPI	S	Opponent	Score	RPI	S	Opponent	Score	RPI	S	Opponent	Score
12	A	Dayton	44 68	39	A	Toledo	44 59	74	H	Youngstown St.	50 60	138	A	Wright St.	51 66
				42	H	Duquesne	52 78					145	N	Eastern Ill.	73 89
												176	A	Bucknell	71 78
												183	H	St. Bonaventure	55 64
												193	H	Pittsburgh	77 91
												236	A	Oakland	61 59
												251	H	Niagara	65 51
												252	A	Canisius	57 73
												259	A	Cornell	43 70
												265	H	Northern Ill.	60 53
												287	H	Ohio	73 36
												306	H	Binghamton	60 65
												339	A	Kent St.	69 54
LAST 12 Division I GAMES:															
39	A	Toledo	44 59	251	H	Niagara	65 51								
339	A	Kent St.	69 54	306	H	Binghamton	60 65								
287	H	Ohio	73 36	183	H	St. Bonaventure	55 64								
265	H	Northern Ill.	60 53	176	A	Bucknell	71 78								
259	A	Cornell	43 70	42	H	Duquesne	52 78								
193	H	Pittsburgh	77 91	145	N	Eastern Ill.	73 89								

Non-Div I Games:

Buffalo

■ Loss, 
 ■ Non-Conf, S Site, 
 ■ Home 
 ■ Away 
 N Neutral

Average RPI Win:	<b>198</b>	WON-LOST	WINNING	LAST 10	STRENGTH OF	OPP. STRENGTH	TEAM	ADJ.	CONF.	ADJ CONF.
Average RPI Loss:	<b>82</b>	RECORD	PCT. RANK	GAMES	SCHEDULE	OF SCHEDULE	RPI	RPI	RPI	RPI
DIV. I ONLY	11- 7	105	8- 2	122	97	94	94	8	8	
DIV. I NON-CONF.	9- 6	123	7- 2	142	133	96	96	8	8	
TOTALS	RPI 1-25	RPI 26-50	W-L RECORDS	RPI 51-100	RPI 101-150	RPI 150+				
11- 7	0- 1	0- 1	OVERALL	0- 3	2- 1	9- 1				
5- 3	0- 1	0- 0	HOME	0- 1	1- 1	4- 0				
6- 3	0- 0	0- 1	AWAY	0- 2	1- 0	5- 0				
0- 1	0- 0	0- 0	NEUTRAL	0- 0	0- 0	0- 1				
9- 6	0- 0	0- 1	NON-CONFERENCE	0- 3	2- 1	7- 1				
4- 2	0- 0	0- 0	HOME	0- 1	1- 1	3- 0				
5- 3	0- 0	0- 1	AWAY	0- 2	1- 0	4- 0				
0- 1	0- 0	0- 0	NEUTRAL	0- 0	0- 0	0- 1				
2- 1	0- 1	0- 0	CONFERENCE	0- 0	0- 0	2- 0				
1- 1	0- 1	0- 0	HOME	0- 0	0- 0	1- 0				
1- 0	0- 0	0- 0	AWAY	0- 0	0- 0	1- 0				
0- 0	0- 0	0- 0	NEUTRAL	0- 0	0- 0	0- 0				

RPI 1-25				RPI 26-50				RPI 51-100 Team's RPI: 94				RPI 101+			
RPI	S	Opponent	Score	RPI	S	Opponent	Score	RPI	S	Opponent	Score	RPI	S	Opponent	Score
12	H	Dayton	39 <b>82</b>	46	A	St. Mary's (CA)	74 <b>85</b>	57	A	Marquette	62 <b>73</b>	104	H	Fairfield	45 <b>54</b>
								82	A	Bowling Green	47 <b>67</b>	135	A	IUPUI	67 58
								85	H	Illinois St.	57 <b>65</b>	147	H	Indiana	59 56
												153	H	Indiana St.	56 45
												161	A	La Salle	59 42
												166	A	Cleveland St.	56 54
												181	H	Xavier	71 67
												191	N	Portland St.	58 <b>71</b>
												201	H	Eastern Mich.	65 59
												230	H	Valparaiso	69 55
												246	A	Northern Ky.	66 56
												273	A	Ball St.	70 62
												281	A	Ill.-Chicago	84 61
LAST 12 Division I GAMES:															
161	A	La Salle	59 42	153	H	Indiana St.	56 45								
181	H	Xavier	71 67	135	A	IUPUI	67 58								
12	H	Dayton	39 <b>82</b>	246	A	Northern Ky.	66 56								
281	A	Ill.-Chicago	84 61	147	H	Indiana	59 56								
166	A	Cleveland St.	56 54	82	A	Bowling Green	47 <b>67</b>								
85	H	Illinois St.	57 <b>65</b>	201	H	Eastern Mich.	65 59								

Non-Div I Games:

Butler

■ Loss, 
 ■ Non-Conf, 
 ■ S Site, 
 ■ H Home 
 ■ A Away 
 N Neutral

CSU Bakersfield

Through Games Of Sunday, January 20, 2013

Average RPI Win:	298	WON-LOST	WINNING	LAST 10	STRENGTH OF	OPP. STRENGTH	TEAM	ADJ.	CONF.	ADJ CONF.
Average RPI Loss:	150	RECORD	PCT. RANK	GAMES	SCHEDULE	OF SCHEDULE	RPI	RPI	RPI	RPI
DIV. I ONLY	6- 15	291	4- 6	257	225	289	289	32	32	
DIV. I NON-CONF.	6- 15	270	4- 8	261	247	288	288	32	32	
TOTALS	RPI 1-25	RPI 26-50	W-L RECORDS	RPI 51-100	RPI 101-150	RPI 150+				
6- 15	0- 3	0- 0	OVERALL	0- 4	0- 1	6- 7				
2- 7	0- 1	0- 0	HOME	0- 3	0- 1	2- 2				
4- 5	0- 1	0- 0	AWAY	0- 1	0- 0	4- 3				
0- 3	0- 1	0- 0	NEUTRAL	0- 0	0- 0	0- 2				
6- 15	0- 3	0- 0	NON-CONFERENCE	0- 4	0- 1	6- 7				
2- 7	0- 1	0- 0	HOME	0- 3	0- 1	2- 2				
4- 5	0- 1	0- 0	AWAY	0- 1	0- 0	4- 3				
0- 3	0- 1	0- 0	NEUTRAL	0- 0	0- 0	0- 2				
0- 0	0- 0	0- 0	CONFERENCE	0- 0	0- 0	0- 0				
0- 0	0- 0	0- 0	HOME	0- 0	0- 0	0- 0				
0- 0	0- 0	0- 0	AWAY	0- 0	0- 0	0- 0				
0- 0	0- 0	0- 0	NEUTRAL	0- 0	0- 0	0- 0				

RPI 1-25				RPI 26-50				RPI 51-100				RPI 101+ Team's RPI: 289			
RPI	S	Opponent	Score	RPI	S	Opponent	Score	RPI	S	Opponent	Score	RPI	S	Opponent	Score
4	H	California	46 84					83	H	Santa Clara	56 77	149	H	Sacramento St.	72 79
14	N	Duke	63 97					90	H	Fresno St.	68 77	182	A	Oregon St.	48 71
23	A	Pacific	60 102					93	H	Arizona	50 71	194	N	UC Davis	59 71
								96	A	Cal Poly	71 75	202	H	UC Riverside	63 75
												237	N	Stephen F. Austin	71 76
												242	A	Nevada	83 80
												261	A	Colorado St.	54 56
												293	A	UC Irvine	71 64
												293	H	UC Irvine	52 66
												297	A	Northern Ariz.	71 68
												302	H	Tex.-Pan American	85 62
												309	H	Utah Valley	67 65
												336	A	Air Force	78 82
												344	A	Houston Baptist	88 75
LAST 12 Division I GAMES:															
309	H	Utah Valley	67 65	293	H	UC Irvine	52 66								
344	A	Houston Baptist	88 75	194	N	UC Davis	59 71								
302	H	Tex.-Pan American	85 62	14	N	Duke	63 97								
242	A	Nevada	83 80	83	H	Santa Clara	56 77								
90	H	Fresno St.	68 77	261	A	Colorado St.	54 56								
23	A	Pacific	60 102	336	A	Air Force	78 82								

Non-Div I Games:

CSU Bakersfield

Loss, Non-Conf, S Site, H Home A Away N Neutral

Average RPI Win:	193	WON-LOST	WINNING	LAST 10	STRENGTH OF	OPP. STRENGTH	TEAM	ADJ.	CONF.	ADJ CONF.
Average RPI Loss:	75	RECORD	PCT. RANK	GAMES	SCHEDULE	OF SCHEDULE	RPI	RPI	RPI	RPI
DIV. I ONLY	10- 6	98	6- 4	106	63	96	96	11	11	
DIV. I NON-CONF.	6- 5	146	4- 3	98	48	115	115	10	10	
TOTALS	RPI 1-25	RPI 26-50	W-L RECORDS	RPI 51-100	RPI 101-150	RPI 150+				
10- 6	1- 1	0- 3	OVERALL	0- 0	1- 1	8- 1				
7- 3	1- 0	0- 2	HOME	0- 0	1- 0	5- 1				
3- 3	0- 1	0- 1	AWAY	0- 0	0- 1	3- 0				
0- 0	0- 0	0- 0	NEUTRAL	0- 0	0- 0	0- 0				
6- 5	0- 1	0- 3	NON-CONFERENCE	0- 0	1- 0	5- 1				
4- 3	0- 0	0- 2	HOME	0- 0	1- 0	3- 1				
2- 2	0- 1	0- 1	AWAY	0- 0	0- 0	2- 0				
0- 0	0- 0	0- 0	NEUTRAL	0- 0	0- 0	0- 0				
4- 1	1- 0	0- 0	CONFERENCE	0- 0	0- 1	3- 0				
3- 0	1- 0	0- 0	HOME	0- 0	0- 0	2- 0				
1- 1	0- 0	0- 0	AWAY	0- 0	0- 1	1- 0				
0- 0	0- 0	0- 0	NEUTRAL	0- 0	0- 0	0- 0				

RPI 1-25				RPI 26-50				RPI 51-100				RPI 101+			
RPI	S	Opponent	Score	RPI	S	Opponent	Score	RPI	S	Opponent	Score	RPI	S	Opponent	Score
4	A	California	61 87	34	A	Oklahoma St.	59 90					101	H	San Diego	69 50
23	H	Pacific	96 95	46	H	St. Mary's (CA)	67 70					142	A	Long Beach St.	52 62
				47	H	San Diego St.	56 73					175	H	UC Santa Barbara	66 47
												178	H	San Francisco	67 71
												182	A	Oregon St.	72 62
												194	H	UC Davis	73 71
												195	H	Loyola Marymount	84 71
												237	H	Stephen F. Austin	75 64
												242	A	Nevada	72 63
												289	H	CSU Bakersfield	75 71
												293	A	UC Irvine	64 46
LAST 12 Division I GAMES:															
175	H	UC Santa Barbara	66 47	178	H	San Francisco	67 71								
23	H	Pacific	96 95	47	H	San Diego St.	56 73								
194	H	UC Davis	73 71	242	A	Nevada	72 63								
293	A	UC Irvine	64 46	46	H	St. Mary's (CA)	67 70								
142	A	Long Beach St.	52 62	289	H	CSU Bakersfield	75 71								
195	H	Loyola Marymount	84 71	237	H	Stephen F. Austin	75 64								

Non-Div I Games:

Cal Poly

Average RPI Win:	227	WON-LOST	WINNING	LAST 10	STRENGTH OF	OPP. STRENGTH	TEAM	ADJ.	CONF.	ADJ CONF.
Average RPI Loss:	147	RECORD	PCT. RANK	GAMES	SCHEDULE	OF SCHEDULE	RPI	RPI	RPI	RPI
DIV. I ONLY	7- 10	207	5- 5	268	132	258	258	11	11	
DIV. I NON-CONF.	4- 8	241	2- 5	284	127	300	300	10	10	
TOTALS	RPI 1-25	RPI 26-50	W-L RECORDS	RPI 51-100	RPI 101-150	RPI 150+				
7- 10	0- 0	0- 2	OVERALL	0- 1	1- 3	6- 4				
6- 2	0- 0	0- 0	HOME	0- 1	1- 0	5- 1				
1- 6	0- 0	0- 1	AWAY	0- 0	0- 2	1- 3				
0- 2	0- 0	0- 1	NEUTRAL	0- 0	0- 1	0- 0				
4- 8	0- 0	0- 2	NON-CONFERENCE	0- 0	1- 2	3- 4				
4- 1	0- 0	0- 0	HOME	0- 0	1- 0	3- 1				
0- 5	0- 0	0- 1	AWAY	0- 0	0- 1	0- 3				
0- 2	0- 0	0- 1	NEUTRAL	0- 0	0- 1	0- 0				
3- 2	0- 0	0- 0	CONFERENCE	0- 1	0- 1	3- 0				
2- 1	0- 0	0- 0	HOME	0- 1	0- 0	2- 0				
1- 1	0- 0	0- 0	AWAY	0- 0	0- 1	1- 0				
0- 0	0- 0	0- 0	NEUTRAL	0- 0	0- 0	0- 0				

RPI	S	Opponent	Score	RPI	S	Opponent	Score	RPI	S	Opponent	Score	RPI	S	Opponent	Score	Team's RPI: 258
35	N	Georgetown	51 53	62	H	Cal St. Northridge	55 56	122	N	Eastern Wash.	45 50					
50	A	Gonzaga	44 83					141	A	New Mexico	43 52					
								142	A	Long Beach St.	39 45					
								149	H	Sacramento St.	94 75					
								160	H	Hawaii	83 74					
								178	H	San Francisco	60 55					
								182	A	Oregon St.	36 54					
								195	A	Loyola Marymount	73 85					
								202	A	UC Riverside	54 49					
								242	A	Nevada	72 76					
								268	H	San Jose St.	60 59					
								293	H	UC Irvine	65 51					
								297	H	Northern Ariz.	54 55					
								342	H	Columbia	61 49					
LAST 12 Division I GAMES:																
142	A	Long Beach St.	39 45	268	H	San Jose St.	60 59									
293	H	UC Irvine	65 51	182	A	Oregon St.	36 54									
202	A	UC Riverside	54 49	50	A	Gonzaga	44 83									
62	H	Cal St. Northridge	55 56	141	A	New Mexico	43 52									
160	H	Hawaii	83 74	297	H	Northern Ariz.	54 55									
342	H	Columbia	61 49	122	N	Eastern Wash.	45 50									

Non-Div I Games:

Cal St. Fullerton

■ Loss, 
■ Non-Conf, 
■ S Site, 
■ H Home 
■ A Away 
N Neutral

Average RPI Win:	168	WON-LOST	WINNING	LAST 10	STRENGTH OF	OPP. STRENGTH	TEAM	ADJ.	CONF.	ADJ CONF.
Average RPI Loss:	100	RECORD	PCT. RANK	GAMES	SCHEDULE	OF SCHEDULE	RPI	RPI	RPI	RPI
DIV. I ONLY	10- 7	117	6- 4	60	125	62	62	11	11	
DIV. I NON-CONF.	6- 5	146	3- 3	32	77	60	60	10	10	
TOTALS	RPI 1-25	RPI 26-50	W-L RECORDS	RPI 51-100	RPI 101-150	RPI 150+				
10- 7	1- 2	0- 1	OVERALL	1- 2	2- 0	6- 2				
6- 1	0- 1	0- 0	HOME	0- 0	2- 0	4- 0				
4- 6	1- 1	0- 1	AWAY	1- 2	0- 0	2- 2				
0- 0	0- 0	0- 0	NEUTRAL	0- 0	0- 0	0- 0				
6- 5	1- 1	0- 1	NON-CONFERENCE	1- 2	1- 0	3- 1				
4- 1	0- 1	0- 0	HOME	0- 0	1- 0	3- 0				
2- 4	1- 0	0- 1	AWAY	1- 2	0- 0	0- 1				
0- 0	0- 0	0- 0	NEUTRAL	0- 0	0- 0	0- 0				
4- 2	0- 1	0- 0	CONFERENCE	0- 0	1- 0	3- 1				
2- 0	0- 0	0- 0	HOME	0- 0	1- 0	1- 0				
2- 2	0- 1	0- 0	AWAY	0- 0	0- 0	2- 1				
0- 0	0- 0	0- 0	NEUTRAL	0- 0	0- 0	0- 0				

RPI 1-25				RPI 26-50				RPI 51-100				RPI 101+			
RPI	S	Opponent	Score	RPI	S	Opponent	Score	RPI	S	Opponent	Score	RPI	S	Opponent	Score
8	H	Penn St.	73 85	26	A	Oklahoma	57 79	83	A	Santa Clara	70 67	122	H	Eastern Wash.	66 44
15	A	UCLA	77 72					90	A	Fresno St.	53 68	142	H	Long Beach St.	73 52
23	A	Pacific	51 60					93	A	Arizona	46 53	163	H	South Ala.	47 40
												178	H	San Francisco	77 33
												194	A	UC Davis	46 61
												202	A	UC Riverside	65 49
												226	H	Portland	70 51
												258	A	Cal St. Fullerton	56 55
												268	A	San Jose St.	63 73
												293	H	UC Irvine	59 48
LAST 12 Division I GAMES:															
23	A	Pacific	51 60	26	A	Oklahoma	57 79	15	A	UCLA	77 72				
194	A	UC Davis	46 61	90	A	Fresno St.	53 68	178	H	San Francisco	77 33				
293	H	UC Irvine	59 48	268	A	San Jose St.	63 73	83	A	Santa Clara	70 67				
142	H	Long Beach St.	73 52												
258	A	Cal St. Fullerton	56 55												
202	A	UC Riverside	65 49												

Non-Div I Games:

Cal St. Northridge

■ Loss, 
 ■ Non-Conf, 
 ■ S Site, 
 ■ H Home 
 ■ A Away 
 N Neutral



Camp 2011				Through Games of Sunday, January 10, 2010						
Average RPI Win:	279	WON-LOST	WINNING	LAST 10	STRENGTH OF	OPP. STRENGTH	TEAM	ADJ.	CONF.	ADJ CONF.
Average RPI Loss:	136	RECORD	PCT. RANK	GAMES	SCHEDULE	OF SCHEDULE	RPI	RPI	RPI	RPI
DIV. I ONLY	10- 6	98	6- 4	312	337	185	185	29	29	
DIV. I NON-CONF.	6- 3	84	3- 1	300	336	170	170	29	29	
-----										
TOTALS	RPI 1-25		RPI 26-50	W-L RECORDS		RPI 51-100	RPI 101-150		RPI 150+	
10- 6	0- 0		0- 0	OVERALL		0- 0	1- 4		9- 2	
4- 1	0- 0		0- 0	HOME		0- 0	1- 0		3- 1	
4- 4	0- 0		0- 0	AWAY		0- 0	0- 3		4- 1	
2- 1	0- 0		0- 0	NEUTRAL		0- 0	0- 1		2- 0	
6- 3	0- 0		0- 0	NON-CONFERENCE		0- 0	0- 3		6- 0	
2- 0	0- 0		0- 0	HOME		0- 0	0- 0		2- 0	
2- 2	0- 0		0- 0	AWAY		0- 0	0- 2		2- 0	
2- 1	0- 0		0- 0	NEUTRAL		0- 0	0- 1		2- 0	
4- 3	0- 0		0- 0	CONFERENCE		0- 0	1- 1		3- 2	
2- 1	0- 0		0- 0	HOME		0- 0	1- 0		1- 1	
2- 2	0- 0		0- 0	AWAY		0- 0	0- 1		2- 1	
0- 0	0- 0		0- 0	NEUTRAL		0- 0	0- 0		0- 0	

RPI 1-25				RPI 26-50				RPI 51-100				RPI 101+				Team's RPI: 185	
RPI	S	Opponent	Score	RPI	S	Opponent	Score	RPI	S	Opponent	Score	RPI	S	Opponent	Score		
												114	A	Wake Forest	68	84	
												116	A	Liberty	58	65	
												124	N	Appalachian St.	54	69	
												130	A	East Carolina	54	74	
												137	H	High Point	79	76	
												152	H	Presbyterian	62	68	
												159	H	Elon	79	69	
												179	A	Longwood	75	77	
												190	A	Mt. St. Mary's	54	48	
												310	H	Coastal Caro.	64	54	
												322	N	UMES	77	72	
												323	A	Gardner-Webb	59	49	
												333	A	Western Caro.	55	40	
												337	A	UNC Asheville	73	56	
												338	N	Jacksonville St.	66	53	
												343	H	N.C. Central	67	51	
LAST 12 Division I GAMES:																	
				116	A	Liberty	58	65	114	A	Wake Forest	68	84				
				179	A	Longwood	75	77	159	H	Elon	79	69				
				137	H	High Point	79	76	338	N	Jacksonville St.	66	53				
				323	A	Gardner-Webb	59	49	322	N	UMES	77	72				
				152	H	Presbyterian	62	68	337	A	UNC Asheville	73	56				
				310	H	Coastal Caro.	64	54	130	A	East Carolina	54	74				

Non-Div I Games:	Barber-Scotia	102	33	Columbia (SC)	84	54
------------------	---------------	-----	----	---------------	----	----

Campbell

■ Loss, ■ Non-Conf, S Site, H Home A Away N Neutral



Average RPI Win:	264	WON-LOST	WINNING	LAST 10	STRENGTH OF	OPP. STRENGTH	TEAM	ADJ.	CONF.	ADJ CONF.
Average RPI Loss:	151	RECORD	PCT. RANK	GAMES	SCHEDULE	OF SCHEDULE	RPI	RPI	RPI	RPI
DIV. I ONLY	7- 10	207	5- 5	225	286	252	252	21	21	
DIV. I NON-CONF.	3- 8	275	1- 5	188	319	284	284	22	22	
TOTALS	RPI 1-25	RPI 26-50	W-L RECORDS	RPI 51-100	RPI 101-150	RPI 150+				
7- 10	0- 0	0- 1	OVERALL	0- 0	0- 4	7- 5				
4- 5	0- 0	0- 1	HOME	0- 0	0- 1	4- 3				
3- 4	0- 0	0- 0	AWAY	0- 0	0- 2	3- 2				
0- 1	0- 0	0- 0	NEUTRAL	0- 0	0- 1	0- 0				
3- 8	0- 0	0- 0	NON-CONFERENCE	0- 0	0- 4	3- 4				
2- 3	0- 0	0- 0	HOME	0- 0	0- 1	2- 2				
1- 4	0- 0	0- 0	AWAY	0- 0	0- 2	1- 2				
0- 1	0- 0	0- 0	NEUTRAL	0- 0	0- 1	0- 0				
4- 2	0- 0	0- 1	CONFERENCE	0- 0	0- 0	4- 1				
2- 2	0- 0	0- 1	HOME	0- 0	0- 0	2- 1				
2- 0	0- 0	0- 0	AWAY	0- 0	0- 0	2- 0				
0- 0	0- 0	0- 0	NEUTRAL	0- 0	0- 0	0- 0				

RPI 1-25			RPI 26-50			RPI 51-100			RPI 101+ Team's RPI: 252		
RPI	S	Opponent	Score	RPI	S	Opponent	Score	RPI	S	Opponent	Score
				40	H	Marist	41 51				
								112	A	Detroit	54 65
								133	H	Albany (NY)	43 65
								133	N	Albany (NY)	47 67
								142	A	Long Beach St.	67 72
								169	A	Akron	72 81
								176	H	Bucknell	50 59
								183	A	St. Bonaventure	44 66
								184	H	Iona	54 68
								196	A	Rider	51 50
								196	H	Rider	75 68
								236	H	Oakland	51 52
								263	H	Buffalo	73 57
								270	H	Vermont	56 55
								276	H	Siena	65 62
								306	A	Binghamton	61 48
								341	A	Saint Peter's	62 52
LAST 12 Division I GAMES:											
196	H	Rider	75 68	270	H	Vermont	56 55				
40	H	Marist	41 51	133	N	Albany (NY)	47 67				
341	A	Saint Peter's	62 52	142	A	Long Beach St.	67 72				
196	A	Rider	51 50	183	A	St. Bonaventure	44 66				
184	H	Iona	54 68	133	H	Albany (NY)	43 65				
276	H	Siena	65 62	169	A	Akron	72 81				

Non-Div I Games:

Canisius

■ Loss, 
 ■ Non-Conf, S Site, 
 ■ Home 
 ■ Away 
 N Neutral

General RPI:				Through Games of Sunday, January 10, 1910						
Average RPI Win:	274	WON-LOST	WINNING	LAST 10	STRENGTH OF	OPP. STRENGTH	TEAM	ADJ.	CONF.	ADJ CONF.
Average RPI Loss:	160	RECORD	PCT. RANK	GAMES	SCHEDULE	OF SCHEDULE	RPI	RPI	RPI	RPI
DIV. I ONLY	8- 5	104	6- 2	334	261	177	177	22	22	
DIV. I NON-CONF.	3- 4	202	1- 2	338	141	235	235	21	21	
-----										
TOTALS	RPI 1-25	RPI 26-50		W-L RECORDS		RPI 51-100	RPI 101-150	RPI 150+		
8- 5	0- 0	0- 0		OVERALL		0- 0	0- 2	8- 3		
2- 0	0- 0	0- 0		HOME		0- 0	0- 0	2- 0		
6- 5	0- 0	0- 0		AWAY		0- 0	0- 0	6- 0		
0- 0	0- 0	0- 0		NEUTRAL		0- 0	0- 0	0- 0		
3- 4	0- 0	0- 0		NON-CONFERENCE		0- 0	0- 2	3- 2		
0- 0	0- 0	0- 0		HOME		0- 0	0- 0	0- 0		
3- 4	0- 0	0- 0		AWAY		0- 0	0- 2	3- 2		
0- 0	0- 0	0- 0		NEUTRAL		0- 0	0- 0	0- 0		
5- 1	0- 0	0- 0		CONFERENCE		0- 0	0- 0	5- 1		
2- 0	0- 0	0- 0		HOME		0- 0	0- 0	2- 0		
3- 1	0- 0	0- 0		AWAY		0- 0	0- 0	3- 1		
0- 0	0- 0	0- 0		NEUTRAL		0- 0	0- 0	0- 0		

RPI 1-25				RPI 26-50				RPI 51-100				RPI 101+				Team's RPI: 177	
RPI	S	Opponent	Score	RPI	S	Opponent	Score	RPI	S	Opponent	Score	RPI	S	Opponent	Score		
												139	A	Arkansas St.	51	58	
												148	A	UT Martin	48	72	
												156	A	Louisiana Tech	63	65	
												158	A	Sam Houston St.	48	64	
												170	A	Nicholls St.	72	56	
												197	A	Southern Miss.	44	53	
												237	H	Stephen F. Austin	57	54	
												253	A	La.-Monroe	62	49	
												275	H	Northwestern St.	60	44	
												298	A	Southeastern La.	76	60	
												299	A	Southern Ill.	59	46	
												328	A	Alcorn	47	39	
												332	A	A&M-Corpus Christi	55	40	
LAST 12 Division I GAMES:																	
				332	A	A&M-Corpus Christi	55 40	197	A	Southern Miss.	44 53						
				158	A	Sam Houston St.	48 64	253	A	La.-Monroe	62 49						
				275	H	Northwestern St.	60 44	139	A	Arkansas St.	51 58						
				237	H	Stephen F. Austin	57 54	148	A	UT Martin	48 72						
				298	A	Southeastern La.	76 60	156	A	Louisiana Tech	63 65						
				170	A	Nicholls St.	72 56	328	A	Alcorn	47 39						

Non-Div I Games:	Philander Smith	91	36	Southern Ark.	78	45	Central Baptist	99	21	Okla. Wesleyan	83	46	Central Ark.
------------------	-----------------	----	----	---------------	----	----	-----------------	----	----	----------------	----	----	--------------

■ Loss, ■ Non-Conf, S Site, H Home A Away N Neutral

Average RPI Win:	259	WON-LOST	WINNING	LAST 10	STRENGTH OF	OPP. STRENGTH	TEAM	ADJ.	CONF.	ADJ CONF.
Average RPI Loss:	142	RECORD	PCT. RANK	GAMES	SCHEDULE	OF SCHEDULE	RPI	RPI	RPI	RPI
DIV. I ONLY	9- 7	133	6- 4	333	121	243	243	25	25	
DIV. I NON-CONF.	6- 5	146	4- 3	326	78	230	230	23	23	
TOTALS	RPI 1-25	RPI 26-50	W-L RECORDS	RPI 51-100	RPI 101-150	RPI 150+				
9- 7	0- 0	0- 1	OVERALL	0- 1	1- 2	8- 3				
6- 2	0- 0	0- 0	HOME	0- 1	1- 0	5- 1				
2- 5	0- 0	0- 1	AWAY	0- 0	0- 2	2- 2				
1- 0	0- 0	0- 0	NEUTRAL	0- 0	0- 0	1- 0				
6- 5	0- 0	0- 1	NON-CONFERENCE	0- 1	0- 1	6- 2				
3- 2	0- 0	0- 0	HOME	0- 1	0- 0	3- 1				
2- 3	0- 0	0- 1	AWAY	0- 0	0- 1	2- 1				
1- 0	0- 0	0- 0	NEUTRAL	0- 0	0- 0	1- 0				
3- 2	0- 0	0- 0	CONFERENCE	0- 0	1- 1	2- 1				
3- 0	0- 0	0- 0	HOME	0- 0	1- 0	2- 0				
0- 2	0- 0	0- 0	AWAY	0- 0	0- 1	0- 1				
0- 0	0- 0	0- 0	NEUTRAL	0- 0	0- 0	0- 0				

RPI S	Opponent	Score	RPI S	Opponent	Score	RPI S	Opponent	Score	RPI S	Opponent	Score	Team's RPI: 243
38	A Miami (FL)	43 64	95	H Hartford	62 76	102	A Saint Francis (PA)	62 67	121	A Texas	58 94	
						140	H Sacred Heart	62 57	161	H La Salle	46 70	
						196	H Rider	62 61	214	A Holy Cross	56 57	
						250	A New Hampshire	43 32	264	A Robert Morris	48 65	
						270	H Vermont	67 41	278	N Delaware St.	76 54	
						282	H Massachusetts	78 69	285	A Rhode Island	57 49	
						312	H Bryant	59 50	314	H Wagner	82 53	
LAST 12 Division I GAMES:												
314	H Wagner	82 53	38	A Miami (FL)	43 64	196	H Rider	62 61	250	A New Hampshire	43 32	
140	H Sacred Heart	62 57	270	H Vermont	67 41	214	A Holy Cross	56 57				
312	H Bryant	59 50										
102	A Saint Francis (PA)	62 67										
264	A Robert Morris	48 65										
278	N Delaware St.	76 54										

Non-Div I Games:

Central Conn. St.

■ Loss, 
 ■ Non-Conf, S Site, 
 ■ Home 
 ■ Away 
 N Neutral

## Central Mich.

Average RPI Win: 146

WON-LOST

WINNING

LAST 10

Average RPI Loss: 49

RECORD

PCT. RANK

GAMES

## Through Games Of Sunday, January 20, 2013

STRENGTH OF

OPP. STRENGTH

TEAM

ADJ.

CONF.

ADJ CONF.

SCHEDULE

OF SCHEDULE

RPI

RPI

RPI

RPI

DIV. I ONLY	10- 7	117	7- 3	34	16	52	52	19	19
DIV. I NON-CONF.	6- 7	181	4- 4	8	6	56	56	17	17
TOTALS	RPI 1-25	RPI 26-50	W-L RECORDS	RPI 51-100	RPI 101-150	RPI 150+			
10- 7	1- 3	2- 1	OVERALL	1- 1	2- 2	4- 0			
6- 2	1- 1	0- 0	HOME	1- 1	0- 0	4- 0			
2- 5	0- 2	1- 1	AWAY	0- 0	1- 2	0- 0			
2- 0	0- 0	1- 0	NEUTRAL	0- 0	1- 0	0- 0			
6- 7	1- 3	1- 1	NON-CONFERENCE	1- 1	2- 2	1- 0			
3- 2	1- 1	0- 0	HOME	1- 1	0- 0	1- 0			
1- 5	0- 2	0- 1	AWAY	0- 0	1- 2	0- 0			
2- 0	0- 0	1- 0	NEUTRAL	0- 0	1- 0	0- 0			
4- 0	0- 0	1- 0	CONFERENCE	0- 0	0- 0	3- 0			
3- 0	0- 0	0- 0	HOME	0- 0	0- 0	3- 0			
1- 0	0- 0	1- 0	AWAY	0- 0	0- 0	0- 0			
0- 0	0- 0	0- 0	NEUTRAL	0- 0	0- 0	0- 0			

RPI 1-25					RPI 26-50					RPI 51-100					Team's RPI: 52		RPI 101+				
RPI	S	Opponent	Score		RPI	S	Opponent	Score		RPI	S	Opponent	Score				RPI	S	Opponent	Score	
6	H	Notre Dame	63	72	39	A	Toledo	73	66	57	H	Marquette	74	78			101	A	San Diego	72	78
11	A	Purdue	71	87	44	N	Saint Joseph's	98	84	81	H	South Dakota St.	88	62			105	A	Northwestern	72	82
18	A	Green Bay	48	75	48	A	Florida	75	81								121	N	Texas	73	65
18	H	Green Bay	54	50													150	A	Bradley	73	58
																	201	H	Eastern Mich.	77	51
																	264	H	Robert Morris	96	56
																	265	H	Northern Ill.	83	56
																	274	H	Western Mich.	72	58
LAST 12 Division I GAMES:																					
265	H	Northern Ill.	83	56	101	A	San Diego	72	78												
274	H	Western Mich.	72	58	48	A	Florida	75	81												
201	H	Eastern Mich.	77	51	44	N	Saint Joseph's	98	84												
39	A	Toledo	73	66	264	H	Robert Morris	96	56												
57	H	Marquette	74	78	18	H	Green Bay	54	50												
121	N	Texas	73	65	11	A	Purdue	71	87												

Non-Div I Games:

Central Mich.

■ Loss, 
 ■ Non-Conf, S Site, 
 ■ Home 
 ■ Away 
 N Neutral

Charleston So.

Through Games Of Sunday, January 20, 2013

Average RPI Win:	329	WON-LOST	WINNING	LAST 10	STRENGTH OF	OPP. STRENGTH	TEAM	ADJ.	CONF.	ADJ CONF.
Average RPI Loss:	168	RECORD	PCT. RANK	GAMES	SCHEDULE	OF SCHEDULE	RPI	RPI	RPI	RPI
DIV. I ONLY	2- 11	323	1- 8	250	297	320	320	29	29	
DIV. I NON-CONF.	2- 4	241	1- 3	317	163	319	319	29	29	
TOTALS	RPI 1-25	RPI 26-50	W-L RECORDS	RPI 51-100	RPI 101-150	RPI 150+				
2- 11	0- 0	0- 0	OVERALL	0- 1	0- 4	2- 6				
1- 4	0- 0	0- 0	HOME	0- 0	0- 2	1- 2				
0- 7	0- 0	0- 0	AWAY	0- 1	0- 2	0- 4				
1- 0	0- 0	0- 0	NEUTRAL	0- 0	0- 0	1- 0				
2- 4	0- 0	0- 0	NON-CONFERENCE	0- 1	0- 2	2- 1				
1- 2	0- 0	0- 0	HOME	0- 0	0- 1	1- 1				
0- 2	0- 0	0- 0	AWAY	0- 1	0- 1	0- 0				
1- 0	0- 0	0- 0	NEUTRAL	0- 0	0- 0	1- 0				
0- 7	0- 0	0- 0	CONFERENCE	0- 0	0- 2	0- 5				
0- 2	0- 0	0- 0	HOME	0- 0	0- 1	0- 1				
0- 5	0- 0	0- 0	AWAY	0- 0	0- 1	0- 4				
0- 0	0- 0	0- 0	NEUTRAL	0- 0	0- 0	0- 0				

RPI 1-25			RPI 26-50			RPI 51-100			RPI 101+			Team's RPI: 320
RPI	S	Opponent	Score	RPI	S	Opponent	Score	RPI	S	Opponent	Score	
						100 A North Carolina St.	54 81			114 A Wake Forest	57 77	
										116 H Liberty	33 92	
										129 H South Carolina St.	57 73	
										137 A High Point	54 71	
										152 A Presbyterian	57 58	
										155 H Col. of Charleston	45 76	
										179 H Longwood	52 67	
										215 A Winthrop	65 85	
										245 A Radford	60 71	
										310 A Coastal Caro.	56 64	
										325 N UNC Greensboro	60 57	
										333 H Western Caro.	69 61	
LAST 12 Division I GAMES:												
245	A	Radford	60 71	155	H	Col. of Charleston	45 76					
215	A	Winthrop	65 85	333	H	Western Caro.	69 61					
179	H	Longwood	52 67	129	H	South Carolina St.	57 73					
116	H	Liberty	33 92	114	A	Wake Forest	57 77					
310	A	Coastal Caro.	56 64	152	A	Presbyterian	57 58					
137	A	High Point	54 71	100	A	North Carolina St.	54 81					

Non-Div I Games: Paine 82 70 Southern Wesleyan 84 52 Trinity Baptist 71 46

Charleston So.

Loss, Non-Conf, S Site, H Home A Away N Neutral

Average RPI Win:	204	WON-LOST	WINNING	LAST 10	STRENGTH OF	OPP. STRENGTH	TEAM	ADJ.	CONF.	ADJ CONF.
Average RPI Loss:	50	RECORD	PCT. RANK	GAMES	SCHEDULE	OF SCHEDULE	RPI	RPI	RPI	RPI
DIV. I ONLY	13- 4	41	8- 2	174	106	88	88	8	8	
DIV. I NON-CONF.	11- 3	41	7- 2	168	115	80	80	8	8	
TOTALS	RPI 1-25	RPI 26-50	W-L RECORDS	RPI 51-100	RPI 101-150	RPI 150+				
13- 4	0- 1	0- 1	OVERALL	2- 2	2- 0	9- 0				
7- 3	0- 1	0- 0	HOME	2- 2	1- 0	4- 0				
5- 0	0- 0	0- 0	AWAY	0- 0	1- 0	4- 0				
1- 1	0- 0	0- 1	NEUTRAL	0- 0	0- 0	1- 0				
11- 3	0- 1	0- 1	NON-CONFERENCE	2- 1	2- 0	7- 0				
6- 2	0- 1	0- 0	HOME	2- 1	1- 0	3- 0				
4- 0	0- 0	0- 0	AWAY	0- 0	1- 0	3- 0				
1- 1	0- 0	0- 1	NEUTRAL	0- 0	0- 0	1- 0				
2- 1	0- 0	0- 0	CONFERENCE	0- 1	0- 0	2- 0				
1- 1	0- 0	0- 0	HOME	0- 1	0- 0	1- 0				
1- 0	0- 0	0- 0	AWAY	0- 0	0- 0	1- 0				
0- 0	0- 0	0- 0	NEUTRAL	0- 0	0- 0	0- 0				

RPI 1-25			RPI 26-50			RPI 51-100			Team's RPI: 88	RPI 101+		
RPI	S	Opponent	Score	RPI	S	Opponent	Score	RPI	S	Opponent	Score	
16	H	Florida St.	54 70	39	N	Toledo	66 76	53	H	Kansas St.	63 67	113 H Stetson 81 73
								65	H	FGCU	79 60	144 A TCU 82 68
								92	H	Fordham	56 59	164 A UCF 62 59
								97	H	Davidson	69 54	174 A N.C. A&T 57 47
										181 H Xavier 67 55		
										247 H Colgate 57 33		
										257 N Mississippi Val. 63 48		
										283 H Coppin St. 70 53		
										285 A Rhode Island 53 42		
										296 A UNC Wilmington 63 58		
										343 H N.C. Central 80 31		
LAST 12 Division I GAMES:												
181	H	Xavier	67 55	39	N	Toledo	66 76	97	H	Davidson	69 54	
285	A	Rhode Island	53 42					174	A	N.C. A&T	57 47	
92	H	Fordham	56 59					113	H	Stetson	81 73	
247	H	Colgate	57 33					296	A	UNC Wilmington	63 58	
283	H	Coppin St.	70 53					16	H	Florida St.	54 70	
257	N	Mississippi Val.	63 48									

Non-Div I Games:

Charlotte

■ Loss, 
■ Non-Conf, S Site, 
■ Home 
■ Away 
N Neutral

## Chattanooga

Through Games Of Sunday, January 20, 2013

Average RPI Win:	207	WON-LOST	WINNING	LAST 10	STRENGTH OF	OPP. STRENGTH	TEAM	ADJ.	CONF.	ADJ CONF.
Average RPI Loss:	91	RECORD	PCT. RANK	GAMES	SCHEDULE	OF SCHEDULE	RPI	RPI	RPI	RPI
DIV. I ONLY	14- 3	30	8- 2	197	178	56	56	27	27	
DIV. I NON-CONF.	7- 2	48	3- 1	61	104	23	23	27	27	
TOTALS	RPI 1-25	RPI 26-50	W-L RECORDS	RPI 51-100	RPI 101-150	RPI 150+				
14- 3	1- 0	0- 1	OVERALL	1- 1	2- 0	10- 1				
7- 0	1- 0	0- 0	HOME	0- 0	0- 0	6- 0				
6- 3	0- 0	0- 1	AWAY	1- 1	2- 0	3- 1				
1- 0	0- 0	0- 0	NEUTRAL	0- 0	0- 0	1- 0				
7- 2	1- 0	0- 1	NON-CONFERENCE	0- 1	2- 0	4- 0				
3- 0	1- 0	0- 0	HOME	0- 0	0- 0	2- 0				
3- 2	0- 0	0- 1	AWAY	0- 1	2- 0	1- 0				
1- 0	0- 0	0- 0	NEUTRAL	0- 0	0- 0	1- 0				
7- 1	0- 0	0- 0	CONFERENCE	1- 0	0- 0	6- 1				
4- 0	0- 0	0- 0	HOME	0- 0	0- 0	4- 0				
3- 1	0- 0	0- 0	AWAY	1- 0	0- 0	2- 1				
0- 0	0- 0	0- 0	NEUTRAL	0- 0	0- 0	0- 0				

RPI 1-25				RPI 26-50				RPI 51-100 Team's RPI: 56				RPI 101+			
RPI	S	Opponent	Score	RPI	S	Opponent	Score	RPI	S	Opponent	Score	RPI	S	Opponent	Score
5	H	Tennessee	80 71	46	A	St. Mary's (CA)	67 70	68	A	Auburn	40 53	115	A	UAB	66 57
								97	A	Davidson	60 56	120	A	Alabama	72 58
												155	H	Col. of Charleston	64 53
												159	A	Elon	60 70
												167	A	Belmont	84 54
												191	N	Portland St.	68 59
												200	H	East Tenn. St.	81 48
												224	H	Furman	83 40
												313	H	Wofford	68 54
												317	H	Ga. Southern	75 43
												325	A	UNC Greensboro	76 46
												333	A	Western Caro.	70 43
												338	H	Jacksonville St.	72 59
LAST 12 Division I GAMES:															
333	A	Western Caro.	70 43	115	A	UAB	66 57	68	A	Auburn	40 53	120	A	Alabama	72 58
97	A	Davidson	60 56	338	H	Jacksonville St.	72 59	224	H	Furman	83 40	313	H	Wofford	68 54
155	H	Col. of Charleston	64 53												
317	H	Ga. Southern	75 43												
159	A	Elon	60 70												
325	A	UNC Greensboro	76 46												

Non-Div I Games:

Chattanooga

■ Loss, 
 ■ Non-Conf, S Site, 
 ■ Home 
 ■ Away 
 N Neutral

Average RPI Win:	295	WON-LOST	WINNING	LAST 10	STRENGTH OF	OPP. STRENGTH	TEAM	ADJ.	CONF.	ADJ CONF.
Average RPI Loss:	188	RECORD	PCT. RANK	GAMES	SCHEDULE	OF SCHEDULE	RPI	RPI	RPI	RPI
DIV. I ONLY	1- 16	337	1- 9	241	309	335	335	33	33	
DIV. I NON-CONF.	0- 15	335	0- 10	213	290	337	337	33	33	
TOTALS	RPI 1-25	RPI 26-50	W-L RECORDS	RPI 51-100	RPI 101-150	RPI 150+				
1- 16	0- 0	0- 0	OVERALL	0- 2	0- 4	1- 10				
1- 5	0- 0	0- 0	HOME	0- 0	0- 1	1- 4				
0- 11	0- 0	0- 0	AWAY	0- 2	0- 3	0- 6				
0- 0	0- 0	0- 0	NEUTRAL	0- 0	0- 0	0- 0				
0- 15	0- 0	0- 0	NON-CONFERENCE	0- 2	0- 4	0- 9				
0- 5	0- 0	0- 0	HOME	0- 0	0- 1	0- 4				
0- 10	0- 0	0- 0	AWAY	0- 2	0- 3	0- 5				
0- 0	0- 0	0- 0	NEUTRAL	0- 0	0- 0	0- 0				
1- 1	0- 0	0- 0	CONFERENCE	0- 0	0- 0	1- 1				
1- 0	0- 0	0- 0	HOME	0- 0	0- 0	1- 0				
0- 1	0- 0	0- 0	AWAY	0- 0	0- 0	0- 1				
0- 0	0- 0	0- 0	NEUTRAL	0- 0	0- 0	0- 0				

RPI 1-25				RPI 26-50				RPI 51-100				RPI 101+				Team's RPI: 335	
RPI	S	Opponent	Score	RPI	S	Opponent	Score	RPI	S	Opponent	Score	RPI	S	Opponent	Score		
								70	A	Missouri	55	88	105	A	Northwestern	38	82
								89	A	Hampton	35	87	106	A	UNI	41	81
												119	A	Rice	42	68	
												134	H	Miami (OH)	37	71	
												153	A	Indiana St.	35	69	
												154	A	Western Ill.	52	87	
												169	H	Akron	45	86	
												192	H	Milwaukee	58	82	
												248	H	Neb. Omaha	47	62	
												274	A	Western Mich.	38	80	
												288	A	Loyola Chicago	43	81	
												295	H	NJIT	58	57	
												299	H	Southern Ill.	66	69	
												301	A	Drake	39	67	
												309	A	Utah Valley	38	71	
LAST 12 Division I GAMES:																	
295	H	NJIT	58	57	299	H	Southern Ill.	66	69								
248	H	Neb. Omaha	47	62	288	A	Loyola Chicago	43	81								
309	A	Utah Valley	38	71	153	A	Indiana St.	35	69								
154	A	Western Ill.	52	87	134	H	Miami (OH)	37	71								
169	H	Akron	45	86	119	A	Rice	42	68								
105	A	Northwestern	38	82	274	A	Western Mich.	38	80								

Non-Div I Games: Ind.-Northwest 67 44 Central Methodist 48 50

Chicago St.

■ Loss, 
 ■ Non-Conf, S Site, 
 ■ Home 
 ■ Away 
 N Neutral



Average RPI Win:	226	WON-LOST	WINNING	LAST 10	STRENGTH OF	OPP. STRENGTH	TEAM	ADJ.	CONF.	ADJ CONF.
Average RPI Loss:	116	RECORD	PCT. RANK	GAMES	SCHEDULE	OF SCHEDULE	RPI	RPI	RPI	RPI
DIV. I ONLY	8- 9	180	3- 7	137	161	187	187	5	5	
DIV. I NON-CONF.	8- 5	112	4- 4	232	248	173	173	4	4	
TOTALS	RPI 1-25	RPI 26-50	W-L RECORDS	RPI 51-100	RPI 101-150	RPI 150+				
8- 9	0- 1	0- 1	OVERALL	1- 2	0- 1	7- 4				
6- 3	0- 1	0- 0	HOME	1- 0	0- 0	5- 2				
1- 5	0- 0	0- 1	AWAY	0- 2	0- 0	1- 2				
1- 1	0- 0	0- 0	NEUTRAL	0- 0	0- 1	1- 0				
8- 5	0- 0	0- 0	NON-CONFERENCE	1- 1	0- 1	7- 3				
6- 1	0- 0	0- 0	HOME	1- 0	0- 0	5- 1				
1- 3	0- 0	0- 0	AWAY	0- 1	0- 0	1- 2				
1- 1	0- 0	0- 0	NEUTRAL	0- 0	0- 1	1- 0				
0- 4	0- 1	0- 1	CONFERENCE	0- 1	0- 0	0- 1				
0- 2	0- 1	0- 0	HOME	0- 0	0- 0	0- 1				
0- 2	0- 0	0- 1	AWAY	0- 1	0- 0	0- 0				
0- 0	0- 0	0- 0	NEUTRAL	0- 0	0- 0	0- 0				

RPI 1-25				RPI 26-50				RPI 51-100				RPI 101+ Team's RPI: 187			
RPI	S	Opponent	Score	RPI	S	Opponent	Score	RPI	S	Opponent	Score	RPI	S	Opponent	Score
10	H	Villanova	51 <b>54</b>	41	A	Louisville	33 <b>72</b>	64	A	South Fla.	44 <b>77</b>	120	N	Alabama	47 <b>58</b>
								69	A	Ohio St.	49 <b>87</b>	155	H	Col. of Charleston	66 57
								74	H	Youngstown St.	57 46	160	A	Hawaii	63 <b>65</b>
												167	H	Belmont	68 54
												169	A	Akron	54 <b>67</b>
												181	H	Xavier	67 <b>69</b>
												221	H	Eastern Ky.	59 48
												234	H	Seton Hall	56 <b>64</b>
												246	H	Northern Ky.	49 31
												279	H	Morehead St.	55 45
												326	N	LIU Brooklyn	59 48
												339	A	Kent St.	59 41
LAST 12 Division I GAMES:															
41	A	Louisville	33 <b>72</b>	120	N	Alabama	47 <b>58</b>								
64	A	South Fla.	44 <b>77</b>	167	H	Belmont	68 54								
234	H	Seton Hall	56 <b>64</b>	169	A	Akron	54 <b>67</b>								
10	H	Villanova	51 <b>54</b>	221	H	Eastern Ky.	59 48								
326	N	LIU Brooklyn	59 48	74	H	Youngstown St.	57 46								
160	A	Hawaii	63 <b>65</b>	181	H	Xavier	67 <b>69</b>								

Non-Div I Games:

Cincinnati

Average RPI Win:	228	WON-LOST	WINNING	LAST 10	STRENGTH OF	OPP. STRENGTH	TEAM	ADJ.	CONF.	ADJ CONF.
Average RPI Loss:	87	RECORD	PCT. RANK	GAMES	SCHEDULE	OF SCHEDULE	RPI	RPI	RPI	RPI
DIV. I ONLY	5- 12	282	4- 6	30	135	171	171	3	3	
DIV. I NON-CONF.	4- 7	230	4- 2	63	276	212	212	3	3	
TOTALS	RPI 1-25	RPI 26-50	W-L RECORDS	RPI 51-100	RPI 101-150	RPI 150+				
5- 12	0- 3	0- 1	OVERALL	0- 3	1- 3	4- 2				
3- 6	0- 1	0- 0	HOME	0- 2	0- 2	3- 1				
1- 4	0- 2	0- 1	AWAY	0- 0	1- 1	0- 0				
1- 2	0- 0	0- 0	NEUTRAL	0- 1	0- 0	1- 1				
4- 7	0- 1	0- 0	NON-CONFERENCE	0- 2	0- 2	4- 2				
3- 3	0- 0	0- 0	HOME	0- 1	0- 1	3- 1				
0- 2	0- 1	0- 0	AWAY	0- 0	0- 1	0- 0				
1- 2	0- 0	0- 0	NEUTRAL	0- 1	0- 0	1- 1				
1- 5	0- 2	0- 1	CONFERENCE	0- 1	1- 1	0- 0				
0- 3	0- 1	0- 0	HOME	0- 1	0- 1	0- 0				
1- 2	0- 1	0- 1	AWAY	0- 0	1- 0	0- 0				
0- 0	0- 0	0- 0	NEUTRAL	0- 0	0- 0	0- 0				

RPI 1-25				RPI 26-50				RPI 51-100				RPI 101+ Team's RPI: 171			
RPI	S	Opponent	Score	RPI	S	Opponent	Score	RPI	S	Opponent	Score	RPI	S	Opponent	Score
14	A	Duke	45 82	38	A	Miami (FL)	56 78	59	H	Georgia Tech	59 81	108	H	Boston College	43 66
17	A	South Carolina	43 64					64	H	South Fla.	73 75	114	A	Wake Forest	74 64
19	H	North Carolina	58 65					72	N	Montana St.	52 58	129	H	South Carolina St.	55 67
												147	A	Indiana	49 52
												152	H	Presbyterian	46 49
												219	N	Providence	62 47
												225	N	SIU Edwardsville	43 49
												245	H	Radford	74 55
												260	H	Samford	63 51
												304	H	Jacksonville	87 58
LAST 12 Division I GAMES:															
114	A	Wake Forest	74 64	260	H	Samford	63 51								
108	H	Boston College	43 66	219	N	Providence	62 47								
14	A	Duke	45 82	245	H	Radford	74 55								
59	H	Georgia Tech	59 81	129	H	South Carolina St.	55 67								
38	A	Miami (FL)	56 78	304	H	Jacksonville	87 58								
19	H	North Carolina	58 65	147	A	Indiana	49 52								

Non-Div I Games:

Clemson

■ Loss, 
■ Non-Conf, 
■ S Site, 
■ H Home 
■ A Away 
N Neutral

Average RPI Win:	210	WON-LOST	WINNING	LAST 10	STRENGTH OF	OPP. STRENGTH	TEAM	ADJ.	CONF.	ADJ CONF.
Average RPI Loss:	140	RECORD	PCT. RANK	GAMES	SCHEDULE	OF SCHEDULE	RPI	RPI	RPI	RPI
DIV. I ONLY	9- 7	133	6- 3	192	168	166	166	12	12	
DIV. I NON-CONF.	7- 5	131	6- 1	222	207	164	164	11	11	
TOTALS	RPI 1-25	RPI 26-50	W-L RECORDS	RPI 51-100	RPI 101-150	RPI 150+				
9- 7	0- 1	0- 0	OVERALL	0- 3	3- 0	6- 3				
6- 3	0- 1	0- 0	HOME	0- 1	2- 0	4- 1				
3- 3	0- 0	0- 0	AWAY	0- 1	1- 0	2- 2				
0- 1	0- 0	0- 0	NEUTRAL	0- 1	0- 0	0- 0				
7- 5	0- 0	0- 0	NON-CONFERENCE	0- 3	2- 0	5- 2				
5- 1	0- 0	0- 0	HOME	0- 1	1- 0	4- 0				
2- 3	0- 0	0- 0	AWAY	0- 1	1- 0	1- 2				
0- 1	0- 0	0- 0	NEUTRAL	0- 1	0- 0	0- 0				
2- 2	0- 1	0- 0	CONFERENCE	0- 0	1- 0	1- 1				
1- 2	0- 1	0- 0	HOME	0- 0	1- 0	0- 1				
1- 0	0- 0	0- 0	AWAY	0- 0	0- 0	1- 0				
0- 0	0- 0	0- 0	NEUTRAL	0- 0	0- 0	0- 0				

RPI 1-25				RPI 26-50				RPI 51-100				RPI 101+ Team's RPI: 166			
RPI	S	Opponent	Score	RPI	S	Opponent	Score	RPI	S	Opponent	Score	RPI	S	Opponent	Score
18	H	Green Bay	49 <b>52</b>					67	A	Illinois	64 <b>83</b>	112	H	Detroit	77 66
								83	N	Santa Clara	71 <b>82</b>	134	H	Miami (OH)	87 75
								94	H	Butler	54 <b>56</b>	147	A	Indiana	69 58
												192	H	Milwaukee	60 <b>63</b>
												210	A	Tennessee St.	66 59
												235	H	South Dakota	60 46
												242	A	Nevada	79 <b>86</b>
												250	H	New Hampshire	58 47
												255	H	VCU	68 57
												267	H	Ole Miss	67 55
												281	A	Ill.-Chicago	73 69
												287	A	Ohio	56 <b>63</b>
LAST 12 Division I GAMES:															
192	H	Milwaukee	60 <b>63</b>	267	H	Ole Miss	67 55								
18	H	Green Bay	49 <b>52</b>	210	A	Tennessee St.	66 59								
112	H	Detroit	77 66	134	H	Miami (OH)	87 75								
281	A	Ill.-Chicago	73 69	147	A	Indiana	69 58								
94	H	Butler	54 <b>56</b>	255	H	VCU	68 57								
250	H	New Hampshire	58 47	83	N	Santa Clara	71 <b>82</b>								

Non-Div I Games: Lake Erie 70 51

Cleveland St.

Average RPI Win:	330	WON-LOST	WINNING	LAST 10	STRENGTH OF	OPP. STRENGTH	TEAM	ADJ.	CONF.	ADJ CONF.
Average RPI Loss:	172	RECORD	PCT. RANK	GAMES	SCHEDULE	OF SCHEDULE	RPI	RPI	RPI	RPI
DIV. I ONLY	4- 11	296	1- 9	262	339	310	310	29	29	
DIV. I NON-CONF.	2- 5	270	0- 3	313	311	327	327	29	29	
TOTALS	RPI 1-25	RPI 26-50	W-L RECORDS	RPI 51-100	RPI 101-150	RPI 150+				
4- 11	0- 1	0- 0	OVERALL	0- 0	0- 3	4- 7				
3- 3	0- 1	0- 0	HOME	0- 0	0- 2	3- 0				
1- 7	0- 0	0- 0	AWAY	0- 0	0- 1	1- 6				
0- 1	0- 0	0- 0	NEUTRAL	0- 0	0- 0	0- 1				
2- 5	0- 1	0- 0	NON-CONFERENCE	0- 0	0- 1	2- 3				
2- 1	0- 1	0- 0	HOME	0- 0	0- 0	2- 0				
0- 3	0- 0	0- 0	AWAY	0- 0	0- 1	0- 2				
0- 1	0- 0	0- 0	NEUTRAL	0- 0	0- 0	0- 1				
2- 6	0- 0	0- 0	CONFERENCE	0- 0	0- 2	2- 4				
1- 2	0- 0	0- 0	HOME	0- 0	0- 2	1- 0				
1- 4	0- 0	0- 0	AWAY	0- 0	0- 0	1- 4				
0- 0	0- 0	0- 0	NEUTRAL	0- 0	0- 0	0- 0				

RPI 1-25				RPI 26-50				RPI 51-100				RPI 101+ Team's RPI: 310			
RPI	S	Opponent	Score	RPI	S	Opponent	Score	RPI	S	Opponent	Score	RPI	S	Opponent	Score
19	H	North Carolina	49 75									116	H	Liberty	48 76
												129	A	South Carolina St.	55 78
												137	H	High Point	54 70
												152	A	Presbyterian	30 50
												155	A	Col. of Charleston	38 56
												179	A	Longwood	63 77
												185	A	Campbell	54 64
												245	A	Radford	50 68
												272	N	North Florida	58 69
												305	A	IPFW	46 51
												320	H	Charleston So.	64 56
												323	A	Gardner-Webb	65 62
												333	H	Western Caro.	56 42
												343	H	N.C. Central	58 39
LAST 12 Division I GAMES:															
179	A	Longwood	63 77	152	A	Presbyterian	30 50								
245	A	Radford	50 68	272	N	North Florida	58 69								
116	H	Liberty	48 76	129	A	South Carolina St.	55 78								
137	H	High Point	54 70	19	H	North Carolina	49 75								
320	H	Charleston So.	64 56	323	A	Gardner-Webb	65 62								
185	A	Campbell	54 64	305	A	IPFW	46 51								

Non-Div I Games: Columbia (SC) 79 54 Converse 70 43 Southern Va. 79 46

Coastal Caro.

Average RPI Win:	233	WON-LOST	WINNING	LAST 10	STRENGTH OF	OPP. STRENGTH	TEAM	ADJ.	CONF.	ADJ CONF.
Average RPI Loss:	127	RECORD	PCT. RANK	GAMES	SCHEDULE	OF SCHEDULE	RPI	RPI	RPI	RPI
DIV. I ONLY	7- 10	207	4- 6	94	231	155	155	27	27	
DIV. I NON-CONF.	4- 5	200	2- 2	86	136	111	111	27	27	
TOTALS	RPI 1-25	RPI 26-50	W-L RECORDS	RPI 51-100	RPI 101-150	RPI 150+				
7- 10	0- 1	0- 1	OVERALL	1- 2	1- 2	5- 4				
3- 4	0- 0	0- 0	HOME	1- 1	0- 1	2- 2				
4- 6	0- 1	0- 1	AWAY	0- 1	1- 1	3- 2				
0- 0	0- 0	0- 0	NEUTRAL	0- 0	0- 0	0- 0				
4- 5	0- 1	0- 1	NON-CONFERENCE	1- 0	1- 1	2- 2				
2- 1	0- 0	0- 0	HOME	1- 0	0- 0	1- 1				
2- 4	0- 1	0- 1	AWAY	0- 0	1- 1	1- 1				
0- 0	0- 0	0- 0	NEUTRAL	0- 0	0- 0	0- 0				
3- 5	0- 0	0- 0	CONFERENCE	0- 2	0- 1	3- 2				
1- 3	0- 0	0- 0	HOME	0- 1	0- 1	1- 1				
2- 2	0- 0	0- 0	AWAY	0- 1	0- 0	2- 1				
0- 0	0- 0	0- 0	NEUTRAL	0- 0	0- 0	0- 0				

RPI 1-25				RPI 26-50				RPI 51-100				RPI 101+ Team's RPI: 155			
RPI	S	Opponent	Score	RPI	S	Opponent	Score	RPI	S	Opponent	Score	RPI	S	Opponent	Score
3	A	Connecticut	39 103	30	A	Vanderbilt	44 69	56	A	Chattanooga	53 64	124	H	Appalachian St.	55 63
								73	H	Richmond	82 74	130	A	East Carolina	72 62
								97	H	Davidson	57 65	134	A	Miami (OH)	42 55
												159	A	Elon	57 55
												159	H	Elon	56 63
												187	A	Cincinnati	57 66
												215	H	Winthrop	61 63
												260	A	Samford	47 56
												310	H	Coastal Caro.	56 38
												317	H	Ga. Southern	58 56
												320	A	Charleston So.	76 45
												325	A	UNC Greensboro	88 61
LAST 12 Division I GAMES:															
159	H	Elon	56 63	320	A	Charleston So.	76 45								
124	H	Appalachian St.	55 63	73	H	Richmond	82 74								
56	A	Chattanooga	53 64	30	A	Vanderbilt	44 69								
260	A	Samford	47 56	325	A	UNC Greensboro	88 61								
97	H	Davidson	57 65	159	A	Elon	57 55								
317	H	Ga. Southern	58 56	215	H	Winthrop	61 63								

Non-Div I Games:

Col. of Charleston

■ Loss, 
 ■ Non-Conf, 
 S Site, 
 ■ Home 
 ■ Away 
 N Neutral

C  
o  
l  
g  
a  
t  
e

Colgate				Through Games Of Sunday, January 20, 2013						
Average RPI Win:	263	WON-LOST	WINNING	LAST 10	STRENGTH OF	OPP. STRENGTH	TEAM	ADJ.	CONF.	ADJ CONF.
Average RPI Loss:	154	RECORD	PCT. RANK	GAMES	SCHEDULE	OF SCHEDULE	RPI	RPI	RPI	RPI
DIV. I ONLY		6- 11	246	4- 6	169	284	247	247	17	17
DIV. I NON-CONF.		6- 8	202	4- 5	204	289	224	224	19	19
-----										
TOTALS	RPI 1-25	RPI 26-50		W-L RECORDS		RPI 51-100		RPI 101-150		RPI 150+
6- 11	0- 1	0- 0		OVERALL		0- 2		1- 2		5- 6
5- 2	0- 0	0- 0		HOME		0- 0		1- 0		4- 2
1- 8	0- 1	0- 0		AWAY		0- 1		0- 2		1- 4
0- 1	0- 0	0- 0		NEUTRAL		0- 1		0- 0		0- 0
6- 8	0- 1	0- 0		NON-CONFERENCE		0- 2		1- 1		5- 4
5- 1	0- 0	0- 0		HOME		0- 0		1- 0		4- 1
1- 6	0- 1	0- 0		AWAY		0- 1		0- 1		1- 3
0- 1	0- 0	0- 0		NEUTRAL		0- 1		0- 0		0- 0
0- 3	0- 0	0- 0		CONFERENCE		0- 0		0- 1		0- 2
0- 1	0- 0	0- 0		HOME		0- 0		0- 0		0- 1
0- 2	0- 0	0- 0		AWAY		0- 0		0- 1		0- 1
0- 0	0- 0	0- 0		NEUTRAL		0- 0		0- 0		0- 0

RPI 1-25				RPI 26-50				RPI 51-100				RPI 101+ Team's RPI: 247			
RPI	S	Opponent	Score	RPI	S	Opponent	Score	RPI	S	Opponent	Score	RPI	S	Opponent	Score
3	A	Connecticut	41 101					88	A	Charlotte	33 57	102	H	Saint Francis (PA)	67 62
								98	N	Drexel	33 51	117	A	American	45 54
												140	A	Sacred Heart	53 59
												176	A	Bucknell	51 53
												183	A	St. Bonaventure	45 54
												184	A	Iona	47 73
												199	H	Lehigh	62 70
												250	H	New Hampshire	72 61
												251	A	Niagara	63 66
												259	H	Cornell	65 69
												264	H	Robert Morris	71 55
												295	H	NJIT	72 36
												326	A	LIU Brooklyn	75 61
												342	H	Columbia	67 48
LAST 12 Division I GAMES:															
199	H	Lehigh	62 70	184	A	Iona	47 73								
176	A	Bucknell	51 53	251	A	Niagara	63 66								
117	A	American	45 54	102	H	Saint Francis (PA)	67 62								
88	A	Charlotte	33 57	342	H	Columbia	67 48								
295	H	NJIT	72 36	140	A	Sacred Heart	53 59								
250	H	New Hampshire	72 61	3	A	Connecticut	41 101								

Non-Div I Games:

Colgate

## Colorado

Average RPI Win: 160

Average RPI Loss: 3

WON-LOST

RECORD

WINNING

PCT. RANK

LAST 10

GAMES

## Through Games Of Sunday, January 20, 2013

STRENGTH OF

SCHEDULE

OPP. STRENGTH

OF SCHEDULE

TEAM

RPI

ADJ.

RPI

CONF.

RPI

ADJ CONF.

RPI

DIV. I ONLY

15- 2

10

8- 2

56

55

29

29

6

6

DIV. I NON-CONF.

11- 0

1

6- 0

173

154

26

26

5

5

TOTALS

RPI 1-25

RPI 26-50

W-L RECORDS

RPI 51-100

RPI 101-150

RPI 150+

15- 2

0- 2

2- 0

OVERALL

4- 0

3- 0

6- 0

11- 2

0- 2

2- 0

HOME

3- 0

2- 0

4- 0

4- 0

0- 0

0- 0

AWAY

1- 0

1- 0

2- 0

0- 0

0- 0

0- 0

NEUTRAL

0- 0

0- 0

0- 0

11- 0

0- 0

2- 0

NON-CONFERENCE

2- 0

1- 0

6- 0

8- 0

0- 0

2- 0

HOME

1- 0

1- 0

4- 0

3- 0

0- 0

0- 0

AWAY

1- 0

0- 0

2- 0

0- 0

0- 0

0- 0

NEUTRAL

0- 0

0- 0

0- 0

4- 2

0- 2

0- 0

CONFERENCE

2- 0

2- 0

0- 0

3- 2

0- 2

0- 0

HOME

2- 0

1- 0

0- 0

1- 0

0- 0

0- 0

AWAY

0- 0

1- 0

0- 0

0- 0

0- 0

0- 0

NEUTRAL

0- 0

0- 0

0- 0

RPI 1-25

RPI 26-50

Team's RPI: 29

RPI 51-100

RPI 101+

RPI	S	Opponent	Score
1	H	Stanford	40 57
4	H	California	49 53

RPI	S	Opponent	Score
41	H	Louisville	70 66
47	H	San Diego St.	67 53

RPI	S	Opponent	Score
60	H	Wyoming	68 59
67	A	Illinois	69 62
91	H	Arizona St.	57 43
93	H	Arizona	79 36

RPI	S	Opponent	Score
118	A	Utah	56 43
118	H	Utah	67 57
141	H	New Mexico	84 39
204	H	Idaho	70 65
232	A	Denver	83 63
261	H	Colorado St.	72 46
284	A	UMKC	78 55
309	H	Utah Valley	81 45
332	H	A&M-Corpus Christi	75 48

## LAST 12 Division I GAMES:

93	H	Arizona	79 36	141	H	New Mexico	84 39
91	H	Arizona St.	57 43	309	H	Utah Valley	81 45
118	A	Utah	56 43	41	H	Louisville	70 66
118	H	Utah	67 57	232	A	Denver	83 63
4	H	California	49 53	261	H	Colorado St.	72 46
1	H	Stanford	40 57	67	A	Illinois	69 62

C  
o  
l  
o  
r  
a  
d  
oC  
o  
l  
o  
r  
a  
d  
o

Non-Div I Games:

Colorado

■ Loss, 
 ■ Non-Conf, S Site, 
 ■ Home 
 ■ Away 
 N Neutral

Average RPI Win:	254	WON-LOST	WINNING	LAST 10	STRENGTH OF	OPP. STRENGTH	TEAM	ADJ.	CONF.	ADJ CONF.
Average RPI Loss:	139	RECORD	PCT. RANK	GAMES	SCHEDULE	OF SCHEDULE	RPI	RPI	RPI	RPI
DIV. I ONLY	4- 11	296	2- 7	139	152	261	261	15	15	
DIV. I NON-CONF.	3- 9	288	1- 7	103	181	250	250	15	15	
TOTALS	RPI 1-25	RPI 26-50	W-L RECORDS	RPI 51-100	RPI 101-150	RPI 150+				
4- 11	0- 0	0- 3	OVERALL	0- 3	0- 0	4- 5				
3- 4	0- 0	0- 2	HOME	0- 1	0- 0	3- 1				
1- 6	0- 0	0- 1	AWAY	0- 2	0- 0	1- 3				
0- 1	0- 0	0- 0	NEUTRAL	0- 0	0- 0	0- 1				
3- 9	0- 0	0- 2	NON-CONFERENCE	0- 3	0- 0	3- 4				
3- 3	0- 0	0- 1	HOME	0- 1	0- 0	3- 1				
0- 5	0- 0	0- 1	AWAY	0- 2	0- 0	0- 2				
0- 1	0- 0	0- 0	NEUTRAL	0- 0	0- 0	0- 1				
1- 2	0- 0	0- 1	CONFERENCE	0- 0	0- 0	1- 1				
0- 1	0- 0	0- 1	HOME	0- 0	0- 0	0- 0				
1- 1	0- 0	0- 0	AWAY	0- 0	0- 0	1- 1				
0- 0	0- 0	0- 0	NEUTRAL	0- 0	0- 0	0- 0				

RPI 1-25				RPI 26-50				RPI 51-100				RPI 101+				Team's RPI: 261	
RPI	S	Opponent	Score	RPI	S	Opponent	Score	RPI	S	Opponent	Score	RPI	S	Opponent	Score		
				29	A	Colorado	46 72	72	H	Montana St.	53 58	173	H	Seattle	58 55		
				39	H	Toledo	62 66	82	A	Bowling Green	49 71	195	A	Loyola Marymount	52 69		
				47	H	San Diego St.	44 48	92	A	Fordham	59 64	217	H	Northern Colo.	56 43		
												219	N	Providence	53 71		
												232	H	Denver	48 50		
												244	A	Tulsa	43 58		
												277	A	UNLV	50 63		
												289	H	CSU Bakersfield	56 54		
												336	A	Air Force	64 44		
LAST 12 Division I GAMES:																	
				277	A	UNLV	50 63	289	H	CSU Bakersfield	56 54						
				336	A	Air Force	64 44	244	A	Tulsa	43 58						
				47	H	San Diego St.	44 48	29	A	Colorado	46 72						
				92	A	Fordham	59 64	82	A	Bowling Green	49 71						
				219	N	Providence	53 71	195	A	Loyola Marymount	52 69						
				232	H	Denver	48 50	39	H	Toledo	62 66						

Non-Div I Games: South Dakota Mines 97 53

Colorado St.

■ Loss, 
 ■ Non-Conf, 
 ■ S Site, 
 ■ H Home 
 ■ A Away 
 N Neutral



Average RPI Win: 228		WON-LOST	WINNING	LAST 10	STRENGTH OF	OPP. STRENGTH	TEAM	ADJ.	CONF.	ADJ CONF.
Average RPI Loss: 250		RECORD	PCT. RANK	GAMES	SCHEDULE	OF SCHEDULE	RPI	RPI	RPI	RPI
DIV. I ONLY		2- 13	324	1- 9	327	333	342	342	18	18
DIV. I NON-CONF.		2- 12	315	2- 9	328	324	344	344	18	18
TOTALS	RPI 1-25	RPI 26-50		W-L RECORDS		RPI 51-100	RPI 101-150	RPI 150+		
2- 13	0- 0	0- 0		OVERALL		0- 0	0- 1	2- 12		
2- 4	0- 0	0- 0		HOME		0- 0	0- 0	2- 4		
0- 9	0- 0	0- 0		AWAY		0- 0	0- 1	0- 8		
0- 0	0- 0	0- 0		NEUTRAL		0- 0	0- 0	0- 0		
2- 12	0- 0	0- 0		NON-CONFERENCE		0- 0	0- 1	2- 11		
2- 4	0- 0	0- 0		HOME		0- 0	0- 0	2- 4		
0- 8	0- 0	0- 0		AWAY		0- 0	0- 1	0- 7		
0- 0	0- 0	0- 0		NEUTRAL		0- 0	0- 0	0- 0		
0- 1	0- 0	0- 0		CONFERENCE		0- 0	0- 0	0- 1		
0- 0	0- 0	0- 0		HOME		0- 0	0- 0	0- 0		
0- 1	0- 0	0- 0		AWAY		0- 0	0- 0	0- 1		
0- 0	0- 0	0- 0		NEUTRAL		0- 0	0- 0	0- 0		

RPI 1-25				RPI 26-50				RPI 51-100				RPI 101+ Team's RPI: 342			
RPI	S	Opponent	Score	RPI	S	Opponent	Score	RPI	S	Opponent	Score	RPI	S	Opponent	Score
												142	A	Long Beach St.	50 79
												184	H	Iona	63 67
												199	A	Lehigh	33 58
												207	H	Fairleigh Dickinson	54 47
												208	A	Army	51 61
												227	H	Lafayette	47 49
												247	A	Colgate	48 67
												249	H	St. Francis Brooklyn	49 45
												258	A	Cal St. Fullerton	49 61
												259	A	Cornell	54 68
												270	A	Vermont	40 46
												300	A	Morgan St.	51 60
												312	A	Bryant	54 68
												314	H	Wagner	47 61
												326	H	LIU Brooklyn	42 53
LAST 12 Division I GAMES:															
				259	A	Cornell	54 68	184	H	Iona	63 67				
				227	H	Lafayette	47 49	247	A	Colgate	48 67				
				199	A	Lehigh	33 58	312	A	Bryant	54 68				
				258	A	Cal St. Fullerton	49 61	208	A	Army	51 61				
				142	A	Long Beach St.	50 79	300	A	Morgan St.	51 60				
				249	H	St. Francis Brooklyn	49 45	207	H	Fairleigh Dickinson	54 47				

Non-Div I Games:

Columbia

Loss, Non-Conf, S Site, H Home A Away N Neutral

## Connecticut

Through Games Of Sunday, January 20, 2013

Average RPI Win:	87	WON-LOST	WINNING	LAST 10	STRENGTH OF	OPP. STRENGTH	TEAM	ADJ.	CONF.	ADJ CONF.
Average RPI Loss:	6	RECORD	PCT. RANK	GAMES	SCHEDULE	OF SCHEDULE	RPI	RPI	RPI	RPI
DIV. I ONLY	16- 1	4	9- 1	5	3	3	3	5	5	
DIV. I NON-CONF.	12- 0	1	7- 0	13	2	2	2	4	4	
TOTALS	RPI 1-25	RPI 26-50	W-L RECORDS	RPI 51-100	RPI 101-150	RPI 150+				
16- 1	5- 1	4- 0	OVERALL	2- 0	1- 0	4- 0				
7- 1	2- 1	2- 0	HOME	0- 0	0- 0	3- 0				
6- 0	2- 0	1- 0	AWAY	2- 0	0- 0	1- 0				
3- 0	1- 0	1- 0	NEUTRAL	0- 0	1- 0	0- 0				
12- 0	5- 0	1- 0	NON-CONFERENCE	1- 0	1- 0	4- 0				
5- 0	2- 0	0- 0	HOME	0- 0	0- 0	3- 0				
4- 0	2- 0	0- 0	AWAY	1- 0	0- 0	1- 0				
3- 0	1- 0	1- 0	NEUTRAL	0- 0	1- 0	0- 0				
4- 1	0- 1	3- 0	CONFERENCE	1- 0	0- 0	0- 0				
2- 1	0- 1	2- 0	HOME	0- 0	0- 0	0- 0				
2- 0	0- 0	1- 0	AWAY	1- 0	0- 0	0- 0				
0- 0	0- 0	0- 0	NEUTRAL	0- 0	0- 0	0- 0				

RPI	S	Opponent	Score	RPI	S	Opponent	Score	RPI	S	Opponent	Score	RPI	S	Opponent	Score
1	A	Stanford	61 35	35	A	Georgetown	75 48	57	A	Marquette	85 51	114	N	Wake Forest	95 34
6	H	Notre Dame	72 73	37	H	Syracuse	87 62	95	A	Hartford	102 45	155	H	Col. of Charleston	103 39
7	H	Maryland	63 48	40	N	Marist	81 39					236	H	Oakland	97 25
8	H	Penn St.	67 52	41	H	Louisville	72 58					247	H	Colgate	101 41
11	N	Purdue	91 57									290	A	Oregon	95 51
13	A	Texas A&M	81 50												
LAST 12 Division I GAMES:															
37	H	Syracuse	87 62	1	A	Stanford	61 35								
41	H	Louisville	72 58	95	A	Hartford	102 45	236	H	Oakland	97 25				
57	A	Marquette	85 51	8	H	Penn St.	67 52	7	H	Maryland	63 48				
35	A	Georgetown	75 48	7	H	Colgate	101 41								
6	H	Notre Dame	72 73												
290	A	Oregon	95 51												

Non-Div I Games:

Connecticut

■ Loss, 
 ■ Non-Conf, S Site, 
 ■ Home 
 ■ Away 
 N Neutral

Average RPI Win:	243	WON-LOST	WINNING	LAST 10	STRENGTH OF	OPP. STRENGTH	TEAM	ADJ.	CONF.	ADJ CONF.
Average RPI Loss:	166	RECORD	PCT. RANK	GAMES	SCHEDULE	OF SCHEDULE	RPI	RPI	RPI	RPI
DIV. I ONLY	5- 11	274	4- 6	265	226	283	283	30	30	
DIV. I NON-CONF.	2- 9	308	1- 6	182	221	301	301	30	30	
TOTALS	RPI 1-25	RPI 26-50	W-L RECORDS	RPI 51-100	RPI 101-150	RPI 150+				
5- 11	0- 0	0- 1	OVERALL	0- 3	1- 3	4- 4				
4- 2	0- 0	0- 0	HOME	0- 0	1- 1	3- 1				
1- 9	0- 0	0- 1	AWAY	0- 3	0- 2	1- 3				
0- 0	0- 0	0- 0	NEUTRAL	0- 0	0- 0	0- 0				
2- 9	0- 0	0- 1	NON-CONFERENCE	0- 3	0- 2	2- 3				
2- 1	0- 0	0- 0	HOME	0- 0	0- 0	2- 1				
0- 8	0- 0	0- 1	AWAY	0- 3	0- 2	0- 2				
0- 0	0- 0	0- 0	NEUTRAL	0- 0	0- 0	0- 0				
3- 2	0- 0	0- 0	CONFERENCE	0- 0	1- 1	2- 1				
2- 1	0- 0	0- 0	HOME	0- 0	1- 1	1- 0				
1- 1	0- 0	0- 0	AWAY	0- 0	0- 0	1- 1				
0- 0	0- 0	0- 0	NEUTRAL	0- 0	0- 0	0- 0				

RPI 1-25				RPI 26-50				RPI 51-100				RPI 101+ Team's RPI: 283			
RPI	S	Opponent	Score	RPI	S	Opponent	Score	RPI	S	Opponent	Score	RPI	S	Opponent	Score
				43	A	Virginia	44 54	78	A	Arkansas	57 71	114	A	Wake Forest	75 82
								88	A	Charlotte	53 70	117	A	American	54 70
								99	A	Missouri St.	75 88	127	H	Howard	54 67
												129	H	South Carolina St.	69 56
												179	H	Longwood	75 67
												255	H	VCU	46 57
												264	H	Robert Morris	59 52
												292	A	Towson	55 58
												300	A	Morgan St.	63 70
												303	H	Savannah St.	57 53
												316	A	UMBC	75 83
												340	A	Norfolk St.	56 51
LAST 12 Division I GAMES:															
340	A	Norfolk St.	56 51	78	A	Arkansas	57 71								
129	H	South Carolina St.	69 56	264	H	Robert Morris	59 52								
303	H	Savannah St.	57 53	43	A	Virginia	44 54								
127	H	Howard	54 67	255	H	VCU	46 57								
88	A	Charlotte	53 70	117	A	American	54 70								
99	A	Missouri St.	75 88	300	A	Morgan St.	63 70								

Non-Div I Games: Cheyney 97 41 Lincoln (PA) 80 61

Coppin St.

Average RPI Win:	292	WON-LOST	WINNING	LAST 10	STRENGTH OF	OPP. STRENGTH	TEAM	ADJ.	CONF.	ADJ CONF.
Average RPI Loss:	168	RECORD	PCT. RANK	GAMES	SCHEDULE	OF SCHEDULE	RPI	RPI	RPI	RPI
DIV. I ONLY	8- 6	132	5- 4	342	236	259	259	18	18	
DIV. I NON-CONF.	7- 6	156	5- 5	330	224	247	247	18	18	
TOTALS	RPI 1-25	RPI 26-50	W-L RECORDS	RPI 51-100	RPI 101-150	RPI 150+				
8- 6	0- 0	0- 1	OVERALL	0- 1	0- 1	8- 3				
5- 2	0- 0	0- 1	HOME	0- 1	0- 0	5- 0				
3- 4	0- 0	0- 0	AWAY	0- 0	0- 1	3- 3				
0- 0	0- 0	0- 0	NEUTRAL	0- 0	0- 0	0- 0				
7- 6	0- 0	0- 1	NON-CONFERENCE	0- 1	0- 1	7- 3				
4- 2	0- 0	0- 1	HOME	0- 1	0- 0	4- 0				
3- 4	0- 0	0- 0	AWAY	0- 0	0- 1	3- 3				
0- 0	0- 0	0- 0	NEUTRAL	0- 0	0- 0	0- 0				
1- 0	0- 0	0- 0	CONFERENCE	0- 0	0- 0	1- 0				
1- 0	0- 0	0- 0	HOME	0- 0	0- 0	1- 0				
0- 0	0- 0	0- 0	AWAY	0- 0	0- 0	0- 0				
0- 0	0- 0	0- 0	NEUTRAL	0- 0	0- 0	0- 0				

RPI S	Opponent	Score	RPI S	Opponent	Score	RPI S	Opponent	Score	RPI S	Opponent	Score	Team's RPI: 259
37	H Syracuse	35 80	92	H Fordham	50 58	121	A Texas	40 53	176	A Bucknell	39 64	
						247	A Colgate	69 65	249	A St. Francis Brooklyn	74 56	
						250	A New Hampshire	56 59	263	H Buffalo	70 43	
						300	H Morgan St.	77 73	306	A Binghamton	60 56	
						308	H Manhattan	70 60	321	H William & Mary	60 56	
						332	A A&M-Corpus Christi	49 52	342	H Columbia	68 54	
LAST 12 Division I GAMES:												
342	H Columbia	68 54	300	H Morgan St.	77 73							
263	H Buffalo	70 43	249	A St. Francis Brooklyn	74 56							
176	A Bucknell	39 64	250	A New Hampshire	56 59							
321	H William & Mary	60 56	308	H Manhattan	70 60							
121	A Texas	40 53	37	H Syracuse	35 80							
332	A A&M-Corpus Christi	49 52	306	A Binghamton	60 56							

Non-Div I Games: Daemen 75 55

Cornell

Average RPI Win:	150	WON-LOST	WINNING	LAST 10	STRENGTH OF	OPP. STRENGTH	TEAM	ADJ.	CONF.	ADJ CONF.
Average RPI Loss:	49	RECORD	PCT. RANK	GAMES	SCHEDULE	OF SCHEDULE	RPI	RPI	RPI	RPI
DIV. I ONLY	12- 4	46	8- 2	29	107	32	32	9	9	
DIV. I NON-CONF.	8- 3	62	6- 1	9	86	19	19	9	9	
TOTALS	RPI 1-25	RPI 26-50	W-L RECORDS	RPI 51-100	RPI 101-150	RPI 150+				
12- 4	0- 0	1- 2	OVERALL	4- 2	1- 0	6- 0				
4- 2	0- 0	1- 2	HOME	1- 0	0- 0	2- 0				
5- 2	0- 0	0- 0	AWAY	1- 2	0- 0	4- 0				
3- 0	0- 0	0- 0	NEUTRAL	2- 0	1- 0	0- 0				
8- 3	0- 0	1- 2	NON-CONFERENCE	3- 1	1- 0	3- 0				
2- 2	0- 0	1- 2	HOME	0- 0	0- 0	1- 0				
3- 1	0- 0	0- 0	AWAY	1- 1	0- 0	2- 0				
3- 0	0- 0	0- 0	NEUTRAL	2- 0	1- 0	0- 0				
4- 1	0- 0	0- 0	CONFERENCE	1- 1	0- 0	3- 0				
2- 0	0- 0	0- 0	HOME	1- 0	0- 0	1- 0				
2- 1	0- 0	0- 0	AWAY	0- 1	0- 0	2- 0				
0- 0	0- 0	0- 0	NEUTRAL	0- 0	0- 0	0- 0				

RPI 1-25				RPI 26-50				Team's RPI: 32		RPI 51-100				RPI 101+			
RPI	S	Opponent	Score	RPI	S	Opponent	Score			RPI	S	Opponent	Score	RPI	S	Opponent	Score
				26	H	Oklahoma	48 69			61	A	Minnesota	81 88	134	N	Miami (OH)	66 57
				33	H	Kansas	48 58			64	N	South Fla.	91 74	153	H	Indiana St.	69 50
				49	H	Nebraska	66 57			77	A	Wichita St.	45 67	168	A	Evansville	70 63
										81	A	South Dakota St.	63 54	180	A	Houston	75 54
										85	H	Illinois St.	64 45	235	A	South Dakota	53 49
										87	N	BYU	65 62	266	H	North Dakota St.	63 42
														299	A	Southern Ill.	81 60
LAST 12 Division I GAMES:																	
				77	A	Wichita St.	45 67			64	N	South Fla.	91 74				
				153	H	Indiana St.	69 50			134	N	Miami (OH)	66 57				
				85	H	Illinois St.	64 45			266	H	North Dakota St.	63 42				
				168	A	Evansville	70 63			180	A	Houston	75 54				
				299	A	Southern Ill.	81 60			49	H	Nebraska	66 57				
				61	A	Minnesota	81 88			87	N	BYU	65 62				

Non-Div I Games:

Creighton

■ Loss, 
 ■ Non-Conf, 
 ■ S Site, 
 ■ H Home 
 ■ A Away 
 N Neutral

Average RPI Win:	297	WON-LOST	WINNING	LAST 10	STRENGTH OF	OPP. STRENGTH	TEAM	ADJ.	CONF.	ADJ CONF.
Average RPI Loss:	108	RECORD	PCT. RANK	GAMES	SCHEDULE	OF SCHEDULE	RPI	RPI	RPI	RPI
DIV. I ONLY	2- 13	324	1- 9	44	188	228	228	18	18	
DIV. I NON-CONF.	2- 12	315	1- 10	43	204	223	223	18	18	
TOTALS	RPI 1-25	RPI 26-50	W-L RECORDS	RPI 51-100	RPI 101-150	RPI 150+				
2- 13	0- 1	0- 2	OVERALL	0- 4	0- 4	2- 2				
0- 6	0- 1	0- 2	HOME	0- 2	0- 0	0- 1				
2- 7	0- 0	0- 0	AWAY	0- 2	0- 4	2- 1				
0- 0	0- 0	0- 0	NEUTRAL	0- 0	0- 0	0- 0				
2- 12	0- 1	0- 2	NON-CONFERENCE	0- 3	0- 4	2- 2				
0- 6	0- 1	0- 2	HOME	0- 2	0- 0	0- 1				
2- 6	0- 0	0- 0	AWAY	0- 1	0- 4	2- 1				
0- 0	0- 0	0- 0	NEUTRAL	0- 0	0- 0	0- 0				
0- 1	0- 0	0- 0	CONFERENCE	0- 1	0- 0	0- 0				
0- 0	0- 0	0- 0	HOME	0- 0	0- 0	0- 0				
0- 1	0- 0	0- 0	AWAY	0- 1	0- 0	0- 0				
0- 0	0- 0	0- 0	NEUTRAL	0- 0	0- 0	0- 0				

RPI 1-25				RPI 26-50				RPI 51-100				RPI 101+ Team's RPI: 228			
RPI	S	Opponent	Score	RPI	S	Opponent	Score	RPI	S	Opponent	Score	RPI	S	Opponent	Score
10	H	Villanova	37 60	37	H	Syracuse	64 91	57	A	Marquette	52 70	125	A	FIU	57 64
				42	H	Duquesne	39 54	84	A	Harvard	66 88	132	A	Old Dominion	59 73
								87	H	BYU	57 58	133	A	Albany (NY)	49 62
								95	H	Hartford	52 67	143	A	Northeastern	45 80
												214	H	Holy Cross	52 64
												250	A	New Hampshire	38 54
												282	A	Massachusetts	57 55
												312	A	Bryant	64 53
LAST 12 Division I GAMES:															
84	A	Harvard	66 88	125	A	FIU	57 64								
282	A	Massachusetts	57 55	95	H	Hartford	52 67								
214	H	Holy Cross	52 64	250	A	New Hampshire	38 54								
10	H	Villanova	37 60	132	A	Old Dominion	59 73								
42	H	Duquesne	39 54	37	H	Syracuse	64 91								
57	A	Marquette	52 70	143	A	Northeastern	45 80								

Non-Div I Games:

Dartmouth

■ Loss, 
 ■ Non-Conf, S Site, 
 ■ Home 
 ■ Away 
 N Neutral

Average RPI Win:	243	WON-LOST	WINNING	LAST 10	STRENGTH OF	OPP. STRENGTH	TEAM	ADJ.	CONF.	ADJ CONF.
Average RPI Loss:	87	RECORD	PCT. RANK	GAMES	SCHEDULE	OF SCHEDULE	RPI	RPI	RPI	RPI
DIV. I ONLY	9- 8	157	6- 4	83	271	97	97	27	27	
DIV. I NON-CONF.	3- 7	263	2- 3	54	188	143	143	27	27	
TOTALS	RPI 1-25	RPI 26-50	W-L RECORDS	RPI 51-100	RPI 101-150	RPI 150+				
9- 8	0- 2	0- 1	OVERALL	0- 3	2- 0	7- 2				
4- 1	0- 0	0- 0	HOME	0- 1	2- 0	2- 0				
4- 6	0- 2	0- 1	AWAY	0- 2	0- 0	4- 1				
1- 1	0- 0	0- 0	NEUTRAL	0- 0	0- 0	1- 1				
3- 7	0- 2	0- 1	NON-CONFERENCE	0- 2	1- 0	2- 2				
1- 0	0- 0	0- 0	HOME	0- 0	1- 0	0- 0				
1- 6	0- 2	0- 1	AWAY	0- 2	0- 0	1- 1				
1- 1	0- 0	0- 0	NEUTRAL	0- 0	0- 0	1- 1				
6- 1	0- 0	0- 0	CONFERENCE	0- 1	1- 0	5- 0				
3- 1	0- 0	0- 0	HOME	0- 1	1- 0	2- 0				
3- 0	0- 0	0- 0	AWAY	0- 0	0- 0	3- 0				
0- 0	0- 0	0- 0	NEUTRAL	0- 0	0- 0	0- 0				

RPI 1-25				RPI 26-50				RPI 51-100				Team's RPI: 97	RPI 101+			
RPI	S	Opponent	Score	RPI	S	Opponent	Score	RPI	S	Opponent	Score		RPI	S	Opponent	Score
5	A	Tennessee	40 75	38	A	Miami (FL)	35 67	56	H	Chattanooga	56 60		124	H	Appalachian St.	65 49
19	A	North Carolina	59 70					66	A	Rutgers	49 55		137	H	High Point	59 42
								88	A	Charlotte	54 69		155	A	Col. of Charleston	65 57
													157	A	Mercer	43 46
													224	A	Furman	87 46
													260	H	Samford	63 51
													265	N	Northern Ill.	61 64
													313	A	Wofford	58 45
													317	H	Ga. Southern	61 49
													323	A	Gardner-Webb	59 56
													331	N	Kennesaw St.	63 54
LAST 12 Division I GAMES:																
260	H	Samford	63 51	5	A	Tennessee	40 75	88	A	Charlotte	54 69					
56	H	Chattanooga	56 60	323	A	Gardner-Webb	59 56									
224	A	Furman	87 46	38	A	Miami (FL)	35 67									
313	A	Wofford	58 45	137	H	High Point	59 42									
155	A	Col. of Charleston	65 57	317	H	Ga. Southern	61 49									
124	H	Appalachian St.	65 49													

Non-Div I Games:

Davidson

Average RPI Win:	152	WON-LOST	WINNING	LAST 10	STRENGTH OF	OPP. STRENGTH	TEAM	ADJ.	CONF.	ADJ CONF.
Average RPI Loss:	82	RECORD	PCT. RANK	GAMES	SCHEDULE	OF SCHEDULE	RPI	RPI	RPI	RPI
DIV. I ONLY	15- 1	7	9- 1	59	112	12	12	8	8	
DIV. I NON-CONF.	12- 1	5	8- 1	29	130	6	6	8	8	
TOTALS	RPI 1-25	RPI 26-50	W-L RECORDS	RPI 51-100	RPI 101-150	RPI 150+				
15- 1	0- 0	4- 0	OVERALL	2- 1	2- 0	7- 0				
6- 0	0- 0	3- 0	HOME	0- 0	1- 0	2- 0				
7- 1	0- 0	1- 0	AWAY	2- 1	1- 0	3- 0				
2- 0	0- 0	0- 0	NEUTRAL	0- 0	0- 0	2- 0				
12- 1	0- 0	4- 0	NON-CONFERENCE	1- 1	2- 0	5- 0				
5- 0	0- 0	3- 0	HOME	0- 0	1- 0	1- 0				
5- 1	0- 0	1- 0	AWAY	1- 1	1- 0	2- 0				
2- 0	0- 0	0- 0	NEUTRAL	0- 0	0- 0	2- 0				
3- 0	0- 0	0- 0	CONFERENCE	1- 0	0- 0	2- 0				
1- 0	0- 0	0- 0	HOME	0- 0	0- 0	1- 0				
2- 0	0- 0	0- 0	AWAY	1- 0	0- 0	1- 0				
0- 0	0- 0	0- 0	NEUTRAL	0- 0	0- 0	0- 0				

RPI 1-25			Team's RPI: 12		RPI 26-50			RPI 51-100				RPI 101+			
RPI	S	Opponent	Score	RPI	S	Opponent	Score	RPI	S	Opponent	Score	RPI	S	Opponent	Score
				27	A	DePaul	92 80	82	A	Bowling Green	40 65	138	A	Wright St.	95 73
				30	H	Vanderbilt	71 66	91	A	Arizona St.	65 59	145	H	Eastern Ill.	105 42
				31	H	Michigan St.	60 53	94	A	Butler	82 39	161	H	La Salle	95 47
				39	H	Toledo	79 76					169	A	Akron	90 59
												257	N	Mississippi Val.	93 59
												263	H	Buffalo	68 44
												276	A	Siena	91 53
												277	N	UNLV	82 58
												285	A	Rhode Island	74 48
LAST 12 Division I GAMES:															
				285	A	Rhode Island	74 48	31	H	Michigan St.	60 53				
				161	H	La Salle	95 47	91	A	Arizona St.	65 59				
				94	A	Butler	82 39	277	N	UNLV	82 58				
				82	A	Bowling Green	40 65	138	A	Wright St.	95 73				
				276	A	Siena	91 53	145	H	Eastern Ill.	105 42				
				169	A	Akron	90 59	263	H	Buffalo	68 44				

Non-Div I Games:

Dayton



Average RPI Win: 143		WON-LOST	WINNING	LAST 10	STRENGTH OF	OPP. STRENGTH	TEAM	ADJ.	CONF.	ADJ CONF.
Average RPI Loss: 17		RECORD	PCT. RANK	GAMES	SCHEDULE	OF SCHEDULE	RPI	RPI	RPI	RPI
DIV. I ONLY		14- 5	51	8- 2	10	87	27	27	5	5
DIV. I NON-CONF.		11- 3	41	6- 1	23	109	29	29	4	4
TOTALS	RPI 1-25	RPI 26-50		W-L RECORDS		RPI 51-100	RPI 101-150		RPI 150+	
14- 5	1- 4	1- 1		OVERALL		3- 0	2- 0		7- 0	
11- 1	1- 1	1- 0		HOME		1- 0	2- 0		6- 0	
1- 3	0- 2	0- 1		AWAY		0- 0	0- 0		1- 0	
2- 1	0- 1	0- 0		NEUTRAL		2- 0	0- 0		0- 0	
11- 3	1- 3	0- 0		NON-CONFERENCE		2- 0	2- 0		6- 0	
8- 1	1- 1	0- 0		HOME		0- 0	2- 0		5- 0	
1- 1	0- 1	0- 0		AWAY		0- 0	0- 0		1- 0	
2- 1	0- 1	0- 0		NEUTRAL		2- 0	0- 0		0- 0	
3- 2	0- 1	1- 1		CONFERENCE		1- 0	0- 0		1- 0	
3- 0	0- 0	1- 0		HOME		1- 0	0- 0		1- 0	
0- 2	0- 1	0- 1		AWAY		0- 0	0- 0		0- 0	
0- 0	0- 0	0- 0		NEUTRAL		0- 0	0- 0		0- 0	

RPI 1-25					
RPI	S	Opponent	Score		
9	A	Kentucky	64	96	
10	A	Villanova	45	65	
12	H	Dayton	80	92	
17	N	South Carolina	46	55	
20	H	Princeton	86	75	

RPI 26-50					
RPI	S	Opponent	Score		
37	A	Syracuse	80	84	
41	H	Louisville	86	80	

Team's RPI: 27					

RPI 51-100					
RPI	S	Opponent	Score		
64	H	South Fla.	91	75	
65	N	FGCU	60	58	
89	N	Hampton	68	67	

RPI 101+					
RPI	S	Opponent	Score		
105	H	Northwestern	89	61	
127	H	Howard	68	51	
162	H	Oral Roberts	97	74	
170	H	Nicholls St.	87	57	
189	H	Yale	95	80	
192	H	Milwaukee	94	83	
219	H	Providence	79	67	
265	H	Northern Ill.	68	46	
288	A	Loyola Chicago	87	69	

LAST 12 Division I GAMES:					
219	H	Providence	79	67	
37	A	Syracuse	80	84	
64	H	South Fla.	91	75	
10	A	Villanova	45	65	
41	H	Louisville	86	80	
162	H	Oral Roberts	97	74	
20	H	Princeton	86	75	
288	A	Loyola Chicago	87	69	
265	H	Northern Ill.	68	46	
192	H	Milwaukee	94	83	
9	A	Kentucky	64	96	
105	H	Northwestern	89	61	

Non-Div I Games:

DePaul

■ Loss, ■ Non-Conf, S Site, H Home A Away N Neutral

# Delaware

Average RPI Win: **153**  
Average RPI Loss: **28**

WON-LOST  
RECORD

WINNING  
PCT. RANK

LAST 10  
GAMES

# Through Games Of Sunday, January 20, 2013

STRENGTH OF  
SCHEDULE

OPP. STRENGTH  
OF SCHEDULE

TEAM  
RPI

ADJ.  
RPI

CONF.  
RPI

ADJ CONF.  
RPI

DIV. I ONLY	13- 3	34	9- 1	33	59	25	25	14	14
DIV. I NON-CONF.	9- 3	55	7- 1	24	11	25	25	16	16
TOTALS	RPI 1-25	RPI 26-50	W-L RECORDS	RPI 51-100	RPI 101-150	RPI 150+			
13- 3	2- 1	1- 2	OVERALL	1- 0	2- 0	7- 0			
6- 2	1- 1	0- 1	HOME	0- 0	0- 0	5- 0			
5- 1	0- 0	0- 1	AWAY	1- 0	2- 0	2- 0			
2- 0	1- 0	1- 0	NEUTRAL	0- 0	0- 0	0- 0			
9- 3	2- 1	1- 2	NON-CONFERENCE	1- 0	0- 0	5- 0			
4- 2	1- 1	0- 1	HOME	0- 0	0- 0	3- 0			
3- 1	0- 0	0- 1	AWAY	1- 0	0- 0	2- 0			
2- 0	1- 0	1- 0	NEUTRAL	0- 0	0- 0	0- 0			
4- 0	0- 0	0- 0	CONFERENCE	0- 0	2- 0	2- 0			
2- 0	0- 0	0- 0	HOME	0- 0	0- 0	2- 0			
2- 0	0- 0	0- 0	AWAY	0- 0	2- 0	0- 0			
0- 0	0- 0	0- 0	NEUTRAL	0- 0	0- 0	0- 0			

RPI	S	Opponent	Score	RPI	S	Opponent	Score	RPI	S	Opponent	Score	RPI	S	Opponent	Score
7	H	Maryland	53 69	35	H	Georgetown	56 62	55	A	St. John's (NY)	60 59	132	A	Old Dominion	63 46
10	N	Villanova	59 45	42	A	Duquesne	47 51					143	A	Northeastern	76 51
20	H	Princeton	59 58	42	N	Duquesne	60 45					158	H	Sam Houston St.	63 31
												183	H	St. Bonaventure	68 58
												219	H	Providence	64 46
												223	A	Monmouth	82 53
												229	H	George Mason	62 27
												285	A	Rhode Island	57 40
												292	H	Towson	76 44
LAST 12 Division I GAMES:															
292	H	Towson	76 44	10	N	Villanova	59 45	223	A	Monmouth	82 53	7	H	Maryland	53 69
143	A	Northeastern	76 51					20	H	Princeton	59 58	285	A	Rhode Island	57 40
132	A	Old Dominion	63 46					183	H	St. Bonaventure	68 58				
229	H	George Mason	62 27												
55	A	St. John's (NY)	60 59												
42	N	Duquesne	60 45												

Non-Div I Games:

Delaware

Loss, Non-Conf, S Site, H Home A Away N Neutral

Average RPI Win:	329	WON-LOST	WINNING	LAST 10	STRENGTH OF	OPP. STRENGTH	TEAM	ADJ.	CONF.	ADJ CONF.
Average RPI Loss:	162	RECORD	PCT. RANK	GAMES	SCHEDULE	OF SCHEDULE	RPI	RPI	RPI	RPI
DIV. I ONLY	3- 11	310	2- 7	178	324	278	278	30	30	
DIV. I NON-CONF.	1- 10	323	1- 7	152	307	299	299	30	30	
TOTALS	RPI 1-25	RPI 26-50	W-L RECORDS	RPI 51-100	RPI 101-150	RPI 150+				
3- 11	0- 1	0- 0	OVERALL	0- 3	0- 2	3- 5				
1- 2	0- 0	0- 0	HOME	0- 0	0- 2	1- 0				
2- 7	0- 1	0- 0	AWAY	0- 2	0- 0	2- 4				
0- 2	0- 0	0- 0	NEUTRAL	0- 1	0- 0	0- 1				
1- 10	0- 1	0- 0	NON-CONFERENCE	0- 3	0- 1	1- 5				
0- 1	0- 0	0- 0	HOME	0- 0	0- 1	0- 0				
1- 7	0- 1	0- 0	AWAY	0- 2	0- 0	1- 4				
0- 2	0- 0	0- 0	NEUTRAL	0- 1	0- 0	0- 1				
2- 1	0- 0	0- 0	CONFERENCE	0- 0	0- 1	2- 0				
1- 1	0- 0	0- 0	HOME	0- 0	0- 1	1- 0				
1- 0	0- 0	0- 0	AWAY	0- 0	0- 0	1- 0				
0- 0	0- 0	0- 0	NEUTRAL	0- 0	0- 0	0- 0				

RPI 1-25				RPI 26-50				RPI 51-100				RPI 101+ Team's RPI: 278			
RPI	S	Opponent	Score	RPI	S	Opponent	Score	RPI	S	Opponent	Score	RPI	S	Opponent	Score
9	A	Kentucky	50 90					79	N	Wisconsin	54 83	127	H	Howard	40 54
								81	A	South Dakota St.	57 72	133	H	Albany (NY)	57 79
								92	A	Fordham	38 69	180	A	Houston	58 71
												243	N	Central Conn. St.	54 76
												249	A	St. Francis Brooklyn	50 69
												292	A	Towson	61 69
												295	A	NJIT	42 55
												322	A	UMES	72 63
												322	H	UMES	67 52
												344	A	Houston Baptist	84 83
LAST 12 Division I GAMES:															
322	A	UMES	72 63	81	A	South Dakota St.	57 72								
180	A	Houston	58 71	133	H	Albany (NY)	57 79								
344	A	Houston Baptist	84 83	295	A	NJIT	42 55								
243	N	Central Conn. St.	54 76	127	H	Howard	40 54								
79	N	Wisconsin	54 83	322	H	UMES	67 52								
292	A	Towson	61 69	92	A	Fordham	38 69								

Non-Div I Games: Wilmington (DE) 88 46 Wesley 76 34

Delaware St.

■ Loss, 
 ■ Non-Conf, 
 ■ S Site, 
 ■ Home 
 ■ A Away 
 N Neutral

Average RPI Win:	276	WON-LOST	WINNING	LAST 10	STRENGTH OF	OPP. STRENGTH	TEAM	ADJ.	CONF.	ADJ CONF.
Average RPI Loss:	134	RECORD	PCT. RANK	GAMES	SCHEDULE	OF SCHEDULE	RPI	RPI	RPI	RPI
DIV. I ONLY	8- 11	204	4- 6	238	192	232	232	24	24	
DIV. I NON-CONF.	5- 6	186	2- 2	172	147	182	182	24	24	
TOTALS	RPI 1-25	RPI 26-50	W-L RECORDS	RPI 51-100	RPI 101-150	RPI 150+				
8- 11	0- 0	0- 1	OVERALL	0- 3	0- 2	8- 5				
3- 6	0- 0	0- 1	HOME	0- 1	0- 1	3- 3				
5- 5	0- 0	0- 0	AWAY	0- 2	0- 1	5- 2				
0- 0	0- 0	0- 0	NEUTRAL	0- 0	0- 0	0- 0				
5- 6	0- 0	0- 1	NON-CONFERENCE	0- 3	0- 2	5- 0				
2- 3	0- 0	0- 1	HOME	0- 1	0- 1	2- 0				
3- 3	0- 0	0- 0	AWAY	0- 2	0- 1	3- 0				
0- 0	0- 0	0- 0	NEUTRAL	0- 0	0- 0	0- 0				
3- 5	0- 0	0- 0	CONFERENCE	0- 0	0- 0	3- 5				
1- 3	0- 0	0- 0	HOME	0- 0	0- 0	1- 3				
2- 2	0- 0	0- 0	AWAY	0- 0	0- 0	2- 2				
0- 0	0- 0	0- 0	NEUTRAL	0- 0	0- 0	0- 0				

RPI S	Opponent	Score	RPI S	Opponent	Score	RPI S	Opponent	Score	RPI S	Opponent	Score	Team's RPI: 232
29	H Colorado	63 83	60	A Wyoming	66 81	111	A Montana	56 58	118	H Utah	60 75	
			61	A Minnesota	51 74	156	H Louisiana Tech	77 82	173	H Seattle	66 69	
			72	H Montana St.	55 73	204	H Idaho	60 68	217	H Northern Colo.	57 46	
						218	A Utah St.	69 85	256	A Texas St.	73 70	
						261	A Colorado St.	50 48	262	A UTSA	75 73	
						268	A San Jose St.	67 68	290	A Oregon	73 62	
						293	A UC Irvine	62 52	294	H Texas-Arlington	90 52	
						336	H Air Force	77 73				
LAST 12 Division I GAMES:												
218	A Utah St.	69 85	294	H Texas-Arlington	90 52							
268	A San Jose St.	67 68	156	H Louisiana Tech	77 82							
173	H Seattle	66 69	261	A Colorado St.	50 48							
204	H Idaho	60 68	111	A Montana	56 58							
262	A UTSA	75 73	29	H Colorado	63 83							
256	A Texas St.	73 70	336	H Air Force	77 73							

Non-Div I Games:

Denver

Average RPI Win:	243	WON-LOST	WINNING	LAST 10	STRENGTH OF	OPP. STRENGTH	TEAM	ADJ.	CONF.	ADJ CONF.
Average RPI Loss:	102	RECORD	PCT. RANK	GAMES	SCHEDULE	OF SCHEDULE	RPI	RPI	RPI	RPI
DIV. I ONLY	6- 7	190	4- 4	131	117	112	112	12	12	
DIV. I NON-CONF.	5- 5	161	3- 4	200	129	135	135	11	11	
TOTALS	RPI 1-25	RPI 26-50	W-L RECORDS	RPI 51-100	RPI 101-150	RPI 150+				
6- 7	0- 3	0- 0	OVERALL	0- 1	1- 0	5- 3				
2- 0	0- 0	0- 0	HOME	0- 0	0- 0	2- 0				
4- 5	0- 2	0- 0	AWAY	0- 1	1- 0	3- 2				
0- 2	0- 1	0- 0	NEUTRAL	0- 0	0- 0	0- 1				
5- 5	0- 2	0- 0	NON-CONFERENCE	0- 1	0- 0	5- 2				
2- 0	0- 0	0- 0	HOME	0- 0	0- 0	2- 0				
3- 3	0- 1	0- 0	AWAY	0- 1	0- 0	3- 1				
0- 2	0- 1	0- 0	NEUTRAL	0- 0	0- 0	0- 1				
1- 2	0- 1	0- 0	CONFERENCE	0- 0	1- 0	0- 1				
0- 0	0- 0	0- 0	HOME	0- 0	0- 0	0- 0				
1- 2	0- 1	0- 0	AWAY	0- 0	1- 0	0- 1				
0- 0	0- 0	0- 0	NEUTRAL	0- 0	0- 0	0- 0				

RPI S	Opponent	Score	RPI S	Opponent	Score	RPI S	Opponent	Score	RPI S	Opponent	Score
8 N	Penn St.	72 80				64 A	South Fla.	60 74	138 A	Wright St.	86 76
18 A	Green Bay	31 62							163 N	South Ala.	56 59
22 A	Michigan	62 70							166 A	Cleveland St.	66 77
									201 A	Eastern Mich.	61 54
									252 H	Canisius	65 54
									273 A	Ball St.	64 73
									274 H	Western Mich.	97 57
									287 A	Ohio	65 53
									305 A	IPFW	88 58
LAST 12 Division I GAMES:											
138 A	Wright St.	86 76	287 A	Ohio	65 53						
166 A	Cleveland St.	66 77	274 H	Western Mich.	97 57						
18 A	Green Bay	31 62	163 N	South Ala.	56 59						
64 A	South Fla.	60 74	8 N	Penn St.	72 80						
305 A	IPFW	88 58	201 A	Eastern Mich.	61 54						
273 A	Ball St.	64 73	252 H	Canisius	65 54						

Non-Div I Games: Lourdes 101 50 Madonna 90 43

Detroit

Drake

Through Games Of Sunday, January 20, 2013

Average RPI Win:	252	WON-LOST	WINNING	LAST 10	STRENGTH OF	OPP. STRENGTH	TEAM	ADJ.	CONF.	ADJ CONF.
Average RPI Loss:	165	RECORD	PCT. RANK	GAMES	SCHEDULE	OF SCHEDULE	RPI	RPI	RPI	RPI
DIV. I ONLY	5- 11	274	3- 7	306	146	301	301	9	9	
DIV. I NON-CONF.	5- 6	186	4- 3	316	161	270	270	9	9	
TOTALS	RPI 1-25	RPI 26-50	W-L RECORDS	RPI 51-100	RPI 101-150	RPI 150+				
5- 11	0- 1	0- 1	OVERALL	0- 2	0- 0	5- 7				
3- 4	0- 1	0- 0	HOME	0- 1	0- 0	3- 2				
2- 5	0- 0	0- 1	AWAY	0- 1	0- 0	2- 3				
0- 2	0- 0	0- 0	NEUTRAL	0- 0	0- 0	0- 2				
5- 6	0- 1	0- 1	NON-CONFERENCE	0- 0	0- 0	5- 4				
3- 2	0- 1	0- 0	HOME	0- 0	0- 0	3- 1				
2- 2	0- 0	0- 1	AWAY	0- 0	0- 0	2- 1				
0- 2	0- 0	0- 0	NEUTRAL	0- 0	0- 0	0- 2				
0- 5	0- 0	0- 0	CONFERENCE	0- 2	0- 0	0- 3				
0- 2	0- 0	0- 0	HOME	0- 1	0- 0	0- 1				
0- 3	0- 0	0- 0	AWAY	0- 1	0- 0	0- 2				
0- 0	0- 0	0- 0	NEUTRAL	0- 0	0- 0	0- 0				

RPI 1-25				RPI 26-50				RPI 51-100				RPI 101+ Team's RPI: 301			
RPI	S	Opponent	Score	RPI	S	Opponent	Score	RPI	S	Opponent	Score	RPI	S	Opponent	Score
21	H	Iowa	65 82	28	A	Iowa St.	45 87	85	H	Illinois St.	66 71	153	H	Indiana St.	49 67
								99	A	Missouri St.	77 80	168	A	Evansville	62 68
												188	H	Saint Louis	61 55
												192	A	Milwaukee	80 70
												203	A	North Dakota	63 67
												229	N	George Mason	70 76
												235	H	South Dakota	69 74
												266	A	North Dakota St.	62 50
												281	H	Ill.-Chicago	71 61
												293	N	UC Irvine	64 69
												299	A	Southern Ill.	70 77
												335	H	Chicago St.	67 39
LAST 12 Division I GAMES:															
				99	A	Missouri St.	77 80	188	H	Saint Louis	61 55				
				85	H	Illinois St.	66 71	21	H	Iowa	65 82				
				153	H	Indiana St.	49 67	203	A	North Dakota	63 67				
				299	A	Southern Ill.	70 77	266	A	North Dakota St.	62 50				
				168	A	Evansville	62 68	335	H	Chicago St.	67 39				
				192	A	Milwaukee	80 70	28	A	Iowa St.	45 87				

Non-Div I Games:

Drake

Loss, Non-Conf, S Site, H Home A Away N Neutral

Average RPI Win:	235	WON-LOST	WINNING	LAST 10	STRENGTH OF	OPP. STRENGTH	TEAM	ADJ.	CONF.	ADJ CONF.
Average RPI Loss:	50	RECORD	PCT. RANK	GAMES	SCHEDULE	OF SCHEDULE	RPI	RPI	RPI	RPI
DIV. I ONLY	12- 4	46	8- 2	284	84	98	98	14	14	
DIV. I NON-CONF.	7- 4	103	4- 3	217	57	106	106	16	16	
TOTALS	RPI 1-25	RPI 26-50	W-L RECORDS	RPI 51-100	RPI 101-150	RPI 150+				
12- 4	0- 2	0- 1	OVERALL	0- 0	2- 1	10- 0				
3- 2	0- 0	0- 1	HOME	0- 0	1- 1	2- 0				
6- 2	0- 2	0- 0	AWAY	0- 0	1- 0	5- 0				
3- 0	0- 0	0- 0	NEUTRAL	0- 0	0- 0	3- 0				
7- 4	0- 2	0- 1	NON-CONFERENCE	0- 0	0- 1	7- 0				
1- 2	0- 0	0- 1	HOME	0- 0	0- 1	1- 0				
3- 2	0- 2	0- 0	AWAY	0- 0	0- 0	3- 0				
3- 0	0- 0	0- 0	NEUTRAL	0- 0	0- 0	3- 0				
5- 0	0- 0	0- 0	CONFERENCE	0- 0	2- 0	3- 0				
2- 0	0- 0	0- 0	HOME	0- 0	1- 0	1- 0				
3- 0	0- 0	0- 0	AWAY	0- 0	1- 0	2- 0				
0- 0	0- 0	0- 0	NEUTRAL	0- 0	0- 0	0- 0				

RPI 1-25				RPI 26-50				RPI 51-100 Team's RPI: 98				RPI 101+			
RPI	S	Opponent	Score	RPI	S	Opponent	Score	RPI	S	Opponent	Score	RPI	S	Opponent	Score
17	A	South Carolina	55 58	44	H	Saint Joseph's	45 47					110	A	James Madison	48 46
20	A	Princeton	59 74									117	H	American	52 58
												136	H	Hofstra	59 53
												161	A	La Salle	56 53
												198	H	Penn	77 50
												219	A	Providence	60 50
												247	N	Colgate	51 33
												270	A	Vermont	66 49
												284	N	UMKC	76 40
												285	N	Rhode Island	55 43
												292	H	Towson	76 55
												296	A	UNC Wilmington	64 51
												321	A	William & Mary	58 46
LAST 12 Division I GAMES:															
321	A	William & Mary	58 46	117	H	American	52 58								
136	H	Hofstra	59 53	198	H	Penn	77 50								
296	A	UNC Wilmington	64 51	270	A	Vermont	66 49								
110	A	James Madison	48 46	285	N	Rhode Island	55 43								
292	H	Towson	76 55	17	A	South Carolina	55 58								
20	A	Princeton	59 74	247	N	Colgate	51 33								

Non-Div I Games:

Drexel

■ Loss, 
 ■ Non-Conf, S Site, 
 ■ Home 
 ■ Away 
 N Neutral

Average RPI Win: 130				Through Games of Sunday, January 10, 2010						
Average RPI Loss: 0	WON-LOST RECORD	WINNING PCT. RANK	LAST 10 GAMES	STRENGTH OF SCHEDULE	OPP. STRENGTH OF SCHEDULE	TEAM RPI	ADJ. RPI	CONF. RPI	ADJ CONF. RPI	
DIV. I ONLY	16- 0	1	10- 0	126	8	14	14	3	3	
DIV. I NON-CONF.	10- 0	1	6- 0	99	45	10	10	3	3	
-----										
TOTALS	RPI 1-25		RPI 26-50	W-L RECORDS		RPI 51-100	RPI 101-150	RPI 150+		
16- 0	2- 0		0- 0	OVERALL		4- 0	3- 0	7- 0		
8- 0	1- 0		0- 0	HOME		2- 0	0- 0	5- 0		
6- 0	1- 0		0- 0	AWAY		1- 0	3- 0	1- 0		
2- 0	0- 0		0- 0	NEUTRAL		1- 0	0- 0	1- 0		
10- 0	2- 0		0- 0	NON-CONFERENCE		1- 0	1- 0	6- 0		
5- 0	1- 0		0- 0	HOME		0- 0	0- 0	4- 0		
3- 0	1- 0		0- 0	AWAY		0- 0	1- 0	1- 0		
2- 0	0- 0		0- 0	NEUTRAL		1- 0	0- 0	1- 0		
6- 0	0- 0		0- 0	CONFERENCE		3- 0	2- 0	1- 0		
3- 0	0- 0		0- 0	HOME		2- 0	0- 0	1- 0		
3- 0	0- 0		0- 0	AWAY		1- 0	2- 0	0- 0		
0- 0	0- 0		0- 0	NEUTRAL		0- 0	0- 0	0- 0		

RPI 1-25				Team's RPI: 14		RPI 26-50				RPI 51-100				RPI 101+			
RPI	S	Opponent	Score	RPI	S	Opponent	Score	RPI	S	Opponent	Score	RPI	S	Opponent	Score		
4	H	California	77 63					55	N	St. John's (NY)	60 42	108	A	Boston College	90 53		
22	A	Michigan	71 54					59	H	Georgia Tech	85 52	109	A	Southern California	75 60		
								86	H	Virginia Tech	58 26	114	A	Wake Forest	73 44		
								100	A	North Carolina St.	67 57	152	H	Presbyterian	84 45		
												171	H	Clemson	82 45		
												181	A	Xavier	82 59		
												184	H	Iona	100 31		
												223	H	Monmouth	73 32		
												230	H	Valparaiso	90 45		
												289	N	CSU Bakersfield	97 63		
LAST 12 Division I GAMES:																	
				86	H	Virginia Tech	58 26	109	A	Southern California	75 60						
				114	A	Wake Forest	73 44	289	N	CSU Bakersfield	97 63						
				171	H	Clemson	82 45	55	N	St. John's (NY)	60 42						
				108	A	Boston College	90 53	59	H	Georgia Tech	85 52						
				100	A	North Carolina St.	67 57	4	H	California	77 63						
				223	H	Monmouth	73 32	22	A	Michigan	71 54						

Non-Div I Games:

Duke

■ Loss, ■ Non-Conf, S Site, H Home A Away N Neutral



Average RPI Win:	165	WON-LOST	WINNING	LAST 10	STRENGTH OF	OPP. STRENGTH	TEAM	ADJ.	CONF.	ADJ CONF.
Average RPI Loss:	59	RECORD	PCT. RANK	GAMES	SCHEDULE	OF SCHEDULE	RPI	RPI	RPI	RPI
DIV. I ONLY	14- 3	30	8- 2	101	53	42	42	8	8	
DIV. I NON-CONF.	11- 3	41	7- 2	79	62	36	36	8	8	
TOTALS	RPI 1-25	RPI 26-50	W-L RECORDS	RPI 51-100	RPI 101-150	RPI 150+				
14- 3	1- 2	1- 0	OVERALL	0- 0	4- 1	8- 0				
8- 1	1- 0	0- 0	HOME	0- 0	4- 1	3- 0				
6- 1	0- 1	1- 0	AWAY	0- 0	0- 0	5- 0				
0- 1	0- 1	0- 0	NEUTRAL	0- 0	0- 0	0- 0				
11- 3	1- 2	1- 0	NON-CONFERENCE	0- 0	3- 1	6- 0				
6- 1	1- 0	0- 0	HOME	0- 0	3- 1	2- 0				
5- 1	0- 1	1- 0	AWAY	0- 0	0- 0	4- 0				
0- 1	0- 1	0- 0	NEUTRAL	0- 0	0- 0	0- 0				
3- 0	0- 0	0- 0	CONFERENCE	0- 0	1- 0	2- 0				
2- 0	0- 0	0- 0	HOME	0- 0	1- 0	1- 0				
1- 0	0- 0	0- 0	AWAY	0- 0	0- 0	1- 0				
0- 0	0- 0	0- 0	NEUTRAL	0- 0	0- 0	0- 0				

RPI 1-25				RPI 26-50				Team's RPI: 42				RPI 51-100				RPI 101+			
RPI	S	Opponent	Score	RPI	S	Opponent	Score	RPI	S	Opponent	Score	RPI	S	Opponent	Score	RPI	S	Opponent	Score
19	A	North Carolina	58 62	45	A	West Virginia	62 54					102	H	Saint Francis (PA)	69 38				
25	H	Delaware	51 47									103	H	Temple	65 45				
25	N	Delaware	45 60									110	H	James Madison	62 57				
												116	H	Liberty	63 46				
												134	H	Miami (OH)	49 54				
												181	A	Xavier	56 54				
												188	H	Saint Louis	68 41				
												193	H	Pittsburgh	70 61				
												203	H	North Dakota	64 38				
												228	A	Dartmouth	54 39				
												263	A	Buffalo	78 52				
												264	A	Robert Morris	61 47				
												287	A	Ohio	62 55				
LAST 12 Division I GAMES:																			
103	H	Temple	65 45	45	A	West Virginia	62 54					110	H	James Madison	62 57				
188	H	Saint Louis	68 41									193	H	Pittsburgh	70 61				
181	A	Xavier	56 54									102	H	Saint Francis (PA)	69 38				
134	H	Miami (OH)	49 54									264	A	Robert Morris	61 47				
25	N	Delaware	45 60									263	A	Buffalo	78 52				
228	A	Dartmouth	54 39																

Non-Div I Games:

Duquesne

■ Loss, 
 ■ Non-Conf, S Site, 
 ■ Home 
 ■ Away 
 N Neutral

# East Carolina

Through Games Of Sunday, January 20, 2013

Average RPI Win:	242	WON-LOST	WINNING	LAST 10	STRENGTH OF	OPP. STRENGTH	TEAM	ADJ.	CONF.	ADJ CONF.
Average RPI Loss:	116	RECORD	PCT. RANK	GAMES	SCHEDULE	OF SCHEDULE	RPI	RPI	RPI	RPI
DIV. I ONLY	10- 5	75	7- 3	233	244	130	130	10	10	
DIV. I NON-CONF.	8- 3	62	6- 2	296	305	165	165	12	12	
TOTALS	RPI 1-25	RPI 26-50	W-L RECORDS	RPI 51-100	RPI 101-150	RPI 150+				
10- 5	0- 1	0- 0	OVERALL	0- 1	1- 1	9- 2				
6- 1	0- 0	0- 0	HOME	0- 0	1- 0	5- 1				
3- 3	0- 0	0- 0	AWAY	0- 1	0- 1	3- 1				
1- 1	0- 1	0- 0	NEUTRAL	0- 0	0- 0	1- 0				
8- 3	0- 1	0- 0	NON-CONFERENCE	0- 0	0- 0	8- 2				
4- 1	0- 0	0- 0	HOME	0- 0	0- 0	4- 1				
3- 1	0- 0	0- 0	AWAY	0- 0	0- 0	3- 1				
1- 1	0- 1	0- 0	NEUTRAL	0- 0	0- 0	1- 0				
2- 2	0- 0	0- 0	CONFERENCE	0- 1	1- 1	1- 0				
2- 0	0- 0	0- 0	HOME	0- 0	1- 0	1- 0				
0- 2	0- 0	0- 0	AWAY	0- 1	0- 1	0- 0				
0- 0	0- 0	0- 0	NEUTRAL	0- 0	0- 0	0- 0				

RPI S	Opponent	Score	RPI S	Opponent	Score	RPI S	Opponent	Score	RPI S	Opponent	Score	Team's RPI: 130
19 N	North Carolina	67 76				58 A	UTEP	66 81	119 H	Rice	60 41	
									126 A	Memphis	56 66	
									155 H	Col. of Charleston	62 72	
									159 H	Elon	71 64	
									185 H	Campbell	74 54	
									220 A	Navy	48 57	
									223 N	Monmouth	64 49	
									229 A	George Mason	71 53	
									244 H	Tulsa	69 63	
									255 A	VCU	67 56	
									321 A	William & Mary	68 62	
									340 H	Norfolk St.	54 46	
									343 H	N.C. Central	65 28	
LAST 12 Division I GAMES:												
244 H	Tulsa	69 63	19 N	North Carolina	67 76							
126 A	Memphis	56 66	255 A	VCU	67 56							
58 A	UTEP	66 81	343 H	N.C. Central	65 28							
119 H	Rice	60 41	223 N	Monmouth	64 49							
229 A	George Mason	71 53	220 A	Navy	48 57							
159 H	Elon	71 64	185 H	Campbell	74 54							

Non-Div I Games: St. Andrews 84 41 Converse 79 23

East Carolina

Loss, Non-Conf, S Site, H Home A Away N Neutral

Average RPI Win:	268	WON-LOST	WINNING	LAST 10	STRENGTH OF	OPP. STRENGTH	TEAM	ADJ.	CONF.	ADJ CONF.
Average RPI Loss:	125	RECORD	PCT. RANK	GAMES	SCHEDULE	OF SCHEDULE	RPI	RPI	RPI	RPI
DIV. I ONLY	4- 9	280	3- 7	92	313	200	200	28	28	
DIV. I NON-CONF.	2- 6	288	2- 5	19	288	154	154	28	28	
TOTALS	RPI 1-25	RPI 26-50	W-L RECORDS	RPI 51-100	RPI 101-150	RPI 150+				
4- 9	0- 1	0- 0	OVERALL	0- 3	1- 3	3- 2				
1- 3	0- 0	0- 0	HOME	0- 1	1- 2	0- 0				
3- 6	0- 1	0- 0	AWAY	0- 2	0- 1	3- 2				
0- 0	0- 0	0- 0	NEUTRAL	0- 0	0- 0	0- 0				
2- 6	0- 1	0- 0	NON-CONFERENCE	0- 2	1- 2	1- 1				
1- 1	0- 0	0- 0	HOME	0- 0	1- 1	0- 0				
1- 5	0- 1	0- 0	AWAY	0- 2	0- 1	1- 1				
0- 0	0- 0	0- 0	NEUTRAL	0- 0	0- 0	0- 0				
2- 3	0- 0	0- 0	CONFERENCE	0- 1	0- 1	2- 1				
0- 2	0- 0	0- 0	HOME	0- 1	0- 1	0- 0				
2- 1	0- 0	0- 0	AWAY	0- 0	0- 0	2- 1				
0- 0	0- 0	0- 0	NEUTRAL	0- 0	0- 0	0- 0				

RPI 1-25				RPI 26-50				RPI 51-100				RPI 101+ Team's RPI: 200			
RPI	S	Opponent	Score	RPI	S	Opponent	Score	RPI	S	Opponent	Score	RPI	S	Opponent	Score
19	A	North Carolina	44 85					56	A	Chattanooga	48 81	113	H	Stetson	55 71
								65	H	FGCU	60 97	124	H	Appalachian St.	57 85
								71	A	LSU	42 76	126	H	Memphis	83 73
												137	A	High Point	76 85
												246	A	Northern Ky.	55 68
												279	A	Morehead St.	57 53
												291	A	USC Upstate	79 90
												331	A	Kennesaw St.	61 59
												334	A	Lipscomb	80 74
LAST 12 Division I GAMES:															
331	A	Kennesaw St.	61 59	19	A	North Carolina	44 85	124	H	Appalachian St.	57 85				
113	H	Stetson	55 71	71	A	LSU	42 76	279	A	Morehead St.	57 53				
65	H	FGCU	60 97	126	H	Memphis	83 73	56	A	Chattanooga	48 81				
246	A	Northern Ky.	55 68												
334	A	Lipscomb	80 74												
291	A	USC Upstate	79 90												

Non-Div I Games:

East Tenn. St.

■ Loss, 
■ Non-Conf, 
■ S Site, 
■ H Home 
■ A Away 
N Neutral

Average RPI Win:	236	WON-LOST	WINNING	LAST 10	STRENGTH OF	OPP. STRENGTH	TEAM	ADJ.	CONF.	ADJ CONF.
Average RPI Loss:	148	RECORD	PCT. RANK	GAMES	SCHEDULE	OF SCHEDULE	RPI	RPI	RPI	RPI
DIV. I ONLY	11- 7	105	6- 4	290	205	145	145	26	26	
DIV. I NON-CONF.	6- 6	161	3- 3	205	180	178	178	26	26	
TOTALS	RPI 1-25	RPI 26-50	W-L RECORDS	RPI 51-100	RPI 101-150	RPI 150+				
11- 7	0- 1	0- 0	OVERALL	0- 1	2- 1	9- 4				
6- 1	0- 0	0- 0	HOME	0- 0	2- 1	4- 0				
4- 6	0- 1	0- 0	AWAY	0- 1	0- 0	4- 4				
1- 0	0- 0	0- 0	NEUTRAL	0- 0	0- 0	1- 0				
6- 6	0- 1	0- 0	NON-CONFERENCE	0- 1	2- 1	4- 3				
4- 1	0- 0	0- 0	HOME	0- 0	2- 1	2- 0				
1- 5	0- 1	0- 0	AWAY	0- 1	0- 0	1- 3				
1- 0	0- 0	0- 0	NEUTRAL	0- 0	0- 0	1- 0				
5- 1	0- 0	0- 0	CONFERENCE	0- 0	0- 0	5- 1				
2- 0	0- 0	0- 0	HOME	0- 0	0- 0	2- 0				
3- 1	0- 0	0- 0	AWAY	0- 0	0- 0	3- 1				
0- 0	0- 0	0- 0	NEUTRAL	0- 0	0- 0	0- 0				

RPI 1-25				RPI 26-50				RPI 51-100				RPI 101+ Team's RPI: 145			
RPI	S	Opponent	Score	RPI	S	Opponent	Score	RPI	S	Opponent	Score	RPI	S	Opponent	Score
12	A	Dayton	42 105					79	A	Wisconsin	47 76	135	H	IUPUI	71 60
												149	H	Sacramento St.	72 67
												150	H	Bradley	65 66
												153	A	Indiana St.	39 69
												154	A	Western Ill.	68 70
												168	H	Evansville	70 57
												186	H	Tennessee Tech	89 79
												210	A	Tennessee St.	76 67
												221	A	Eastern Ky.	62 63
												263	N	Buffalo	89 73
												265	A	Northern Ill.	38 48
												268	H	San Jose St.	88 67
												279	A	Morehead St.	78 58
												288	A	Loyola Chicago	72 69
												307	A	Austin Peay	68 43
												338	H	Jacksonville St.	76 53
LAST 12 Division I GAMES:															
307	A	Austin Peay	68 43	210	A	Tennessee St.	76 67								
186	H	Tennessee Tech	89 79	265	A	Northern Ill.	38 48								
338	H	Jacksonville St.	76 53	154	A	Western Ill.	68 70								
221	A	Eastern Ky.	62 63	79	A	Wisconsin	47 76								
279	A	Morehead St.	78 58	149	H	Sacramento St.	72 67								
288	A	Loyola Chicago	72 69	168	H	Evansville	70 57								

Non-Div I Games:

Eastern Ill.

Average RPI Win:	251	WON-LOST	WINNING	LAST 10	STRENGTH OF	OPP. STRENGTH	TEAM	ADJ.	CONF.	ADJ CONF.
Average RPI Loss:	158	RECORD	PCT. RANK	GAMES	SCHEDULE	OF SCHEDULE	RPI	RPI	RPI	RPI
DIV. I ONLY	9- 6	115	6- 3	308	293	221	221	26	26	
DIV. I NON-CONF.	5- 5	161	2- 4	282	287	252	252	26	26	
TOTALS	RPI 1-25	RPI 26-50	W-L RECORDS	RPI 51-100	RPI 101-150	RPI 150+				
9- 6	0- 1	0- 1	OVERALL	0- 0	2- 0	7- 4				
7- 1	0- 0	0- 0	HOME	0- 0	2- 0	5- 1				
2- 3	0- 0	0- 0	AWAY	0- 0	0- 0	2- 0				
0- 2	0- 1	0- 0	NEUTRAL	0- 0	0- 0	0- 1				
5- 5	0- 1	0- 1	NON-CONFERENCE	0- 0	1- 0	4- 3				
5- 0	0- 0	0- 0	HOME	0- 0	1- 0	4- 0				
0- 3	0- 0	0- 1	AWAY	0- 0	0- 0	0- 2				
0- 2	0- 1	0- 0	NEUTRAL	0- 0	0- 0	0- 1				
4- 1	0- 0	0- 0	CONFERENCE	0- 0	1- 0	3- 1				
2- 1	0- 0	0- 0	HOME	0- 0	1- 0	1- 1				
2- 0	0- 0	0- 0	AWAY	0- 0	0- 0	2- 0				
0- 0	0- 0	0- 0	NEUTRAL	0- 0	0- 0	0- 0				

RPI S	Opponent	Score	RPI S	Opponent	Score	RPI S	Opponent	Score	RPI S	Opponent	Score	Team's RPI: 221
16 N	Florida St.	51 90	41 A	Louisville	42 76				134 H	Miami (OH)	73 63	
									145 H	Eastern Ill.	63 62	
									152 H	Presbyterian	61 43	
									187 A	Cincinnati	48 59	
									192 N	Milwaukee	64 68	
									205 A	Murray St.	69 49	
									225 H	SIU Edwardsville	69 73	
									279 H	Morehead St.	62 52	
									287 A	Ohio	58 69	
									330 H	Jackson St.	64 56	
									337 H	UNC Asheville	67 47	
									338 A	Jacksonville St.	69 51	
									339 H	Kent St.	56 42	
LAST 12 Division I GAMES:												
338 A	Jacksonville St.	69 51	287 A	Ohio	58 69							
279 H	Morehead St.	62 52	330 H	Jackson St.	64 56							
145 H	Eastern Ill.	63 62	152 H	Presbyterian	61 43							
225 H	SIU Edwardsville	69 73	41 A	Louisville	42 76							
205 A	Murray St.	69 49	192 N	Milwaukee	64 68							
187 A	Cincinnati	48 59	16 N	Florida St.	51 90							

Non-Div I Games: West Virginia St. 68 43

Eastern Ky.

Eastern Mich.

Average RPI Win: **234**  
Average RPI Loss: **102**

WON-LOST  
RECORD  
WINNING  
PCT. RANK  
LAST 10  
GAMES

Through Games Of Sunday, January 20, 2013

STRENGTH OF  
SCHEDULE  
OPP. STRENGTH  
OF SCHEDULE  
TEAM  
RPI  
ADJ.  
RPI  
CONF.  
RPI  
ADJ CONF.  
RPI

DIV. I ONLY	3- 14	315	2- 8	19	195	201	201	19	19
DIV. I NON-CONF.	2- 11	312	1- 7	18	242	215	215	17	17
TOTALS	RPI 1-25	RPI 26-50	W-L RECORDS	RPI 51-100	RPI 101-150	RPI 150+			
3- 14	0- 1	0- 2	OVERALL	0- 6	1- 3	2- 2			
1- 7	0- 1	0- 2	HOME	0- 2	1- 1	0- 1			
2- 6	0- 0	0- 0	AWAY	0- 4	0- 2	2- 0			
0- 1	0- 0	0- 0	NEUTRAL	0- 0	0- 0	0- 1			
2- 11	0- 1	0- 1	NON-CONFERENCE	0- 5	1- 2	1- 2			
1- 6	0- 1	0- 1	HOME	0- 2	1- 1	0- 1			
1- 4	0- 0	0- 0	AWAY	0- 3	0- 1	1- 0			
0- 1	0- 0	0- 0	NEUTRAL	0- 0	0- 0	0- 1			
1- 3	0- 0	0- 1	CONFERENCE	0- 1	0- 1	1- 0			
0- 1	0- 0	0- 1	HOME	0- 0	0- 0	0- 0			
1- 2	0- 0	0- 0	AWAY	0- 1	0- 1	1- 0			
0- 0	0- 0	0- 0	NEUTRAL	0- 0	0- 0	0- 0			

RPI 1-25				RPI 26-50				RPI 51-100				RPI 101+ Team's RPI: 201			
RPI	S	Opponent	Score	RPI	S	Opponent	Score	RPI	S	Opponent	Score	RPI	S	Opponent	Score
22	H	Michigan	43 <b>55</b>	31	H	Michigan St.	49 <b>60</b>	51	H	Boston U.	55 <b>66</b>	107	A	Tulane	65 <b>71</b>
				39	H	Toledo	40 <b>56</b>	52	A	Central Mich.	51 <b>77</b>	112	H	Detroit	54 <b>61</b>
								60	A	Wyoming	50 <b>73</b>	134	A	Miami (OH)	48 <b>70</b>
								81	A	South Dakota St.	65 <b>66</b>	143	H	Northeastern	50 47
								84	H	Harvard	63 <b>67</b>	267	N	Ole Miss	58 <b>61</b>
								94	A	Butler	59 <b>65</b>	274	A	Western Mich.	56 52
												284	A	UMKC	74 69
												288	H	Loyola Chicago	54 <b>64</b>
LAST 12 Division I GAMES:															
134	A	Miami (OH)	48 <b>70</b>	107	A	Tulane	65 <b>71</b>								
39	H	Toledo	40 <b>56</b>	284	A	UMKC	74 69								
52	A	Central Mich.	51 <b>77</b>	22	H	Michigan	43 <b>55</b>								
274	A	Western Mich.	56 52	81	A	South Dakota St.	65 <b>66</b>								
288	H	Loyola Chicago	54 <b>64</b>	60	A	Wyoming	50 <b>73</b>								
267	N	Ole Miss	58 <b>61</b>	94	A	Butler	59 <b>65</b>								

Non-Div I Games:

Eastern Mich.

Loss, Non-Conf, S Site, H Home A Away N Neutral

Average RPI Win:	215	WON-LOST	WINNING	LAST 10	STRENGTH OF	OPP. STRENGTH	TEAM	ADJ.	CONF.	ADJ CONF.
Average RPI Loss:	108	RECORD	PCT. RANK	GAMES	SCHEDULE	OF SCHEDULE	RPI	RPI	RPI	RPI
DIV. I ONLY	8- 8	164	6- 3	119	134	122	122	16	16	
DIV. I NON-CONF.	3- 5	227	1- 2	50	52	105	105	14	14	
TOTALS	RPI 1-25	RPI 26-50	W-L RECORDS	RPI 51-100	RPI 101-150	RPI 150+				
8- 8	0- 2	0- 1	OVERALL	0- 2	2- 1	6- 2				
4- 2	0- 1	0- 0	HOME	0- 1	1- 0	3- 0				
3- 6	0- 1	0- 1	AWAY	0- 1	1- 1	2- 2				
1- 0	0- 0	0- 0	NEUTRAL	0- 0	0- 0	1- 0				
3- 5	0- 2	0- 1	NON-CONFERENCE	0- 1	0- 0	3- 1				
1- 1	0- 1	0- 0	HOME	0- 0	0- 0	1- 0				
1- 4	0- 1	0- 1	AWAY	0- 1	0- 0	1- 1				
1- 0	0- 0	0- 0	NEUTRAL	0- 0	0- 0	1- 0				
5- 3	0- 0	0- 0	CONFERENCE	0- 1	2- 1	3- 1				
3- 1	0- 0	0- 0	HOME	0- 1	1- 0	2- 0				
2- 2	0- 0	0- 0	AWAY	0- 0	1- 1	1- 1				
0- 0	0- 0	0- 0	NEUTRAL	0- 0	0- 0	0- 0				

RPI 1-25				RPI 26-50				RPI 51-100				RPI 101+ Team's RPI: 122			
RPI	S	Opponent	Score	RPI	S	Opponent	Score	RPI	S	Opponent	Score	RPI	S	Opponent	Score
4	A	California	58 91	50	A	Gonzaga	50 65	62	A	Cal St. Northridge	44 66	111	H	Montana	58 56
23	H	Pacific	51 64					72	H	Montana St.	60 73	146	A	Idaho St.	61 55
												149	A	Sacramento St.	70 85
												203	H	North Dakota	75 72
												204	A	Idaho	66 68
												217	H	Northern Colo.	63 38
												226	H	Portland	68 50
												241	A	Boise St.	74 63
												258	N	Cal St. Fullerton	50 45
												297	A	Northern Ariz.	68 83
												319	A	Weber St.	88 60
LAST 12 Division I GAMES:															
217	H	Northern Colo.	63 38	146	A	Idaho St.	61 55								
203	H	North Dakota	75 72	319	A	Weber St.	88 60								
149	A	Sacramento St.	70 85	241	A	Boise St.	74 63								
297	A	Northern Ariz.	68 83	50	A	Gonzaga	50 65								
72	H	Montana St.	60 73	204	A	Idaho	66 68								
111	H	Montana	58 56	258	N	Cal St. Fullerton	50 45								

Non-Div I Games: Warner Pacific 58 47

Eastern Wash.

■ Loss, 
■ Non-Conf, 
■ S Site, 
■ H Home 
■ A Away 
N Neutral

Average RPI Win:	252	WON-LOST	WINNING	LAST 10	STRENGTH OF	OPP. STRENGTH	TEAM	ADJ.	CONF.	ADJ CONF.
Average RPI Loss:	125	RECORD	PCT. RANK	GAMES	SCHEDULE	OF SCHEDULE	RPI	RPI	RPI	RPI
DIV. I ONLY	10- 7	117	7- 3	220	242	159	159	27	27	
DIV. I NON-CONF.	3- 6	241	1- 4	170	184	246	246	27	27	
TOTALS	RPI 1-25	RPI 26-50	W-L RECORDS	RPI 51-100	RPI 101-150	RPI 150+				
10- 7	0- 1	0- 0	OVERALL	1- 1	0- 2	9- 3				
7- 2	0- 0	0- 0	HOME	1- 0	0- 1	6- 1				
3- 5	0- 1	0- 0	AWAY	0- 1	0- 1	3- 2				
0- 0	0- 0	0- 0	NEUTRAL	0- 0	0- 0	0- 0				
3- 6	0- 1	0- 0	NON-CONFERENCE	0- 1	0- 2	3- 2				
3- 1	0- 0	0- 0	HOME	0- 0	0- 1	3- 0				
0- 5	0- 1	0- 0	AWAY	0- 1	0- 1	0- 2				
0- 0	0- 0	0- 0	NEUTRAL	0- 0	0- 0	0- 0				
7- 1	0- 0	0- 0	CONFERENCE	1- 0	0- 0	6- 1				
4- 1	0- 0	0- 0	HOME	1- 0	0- 0	3- 1				
3- 0	0- 0	0- 0	AWAY	0- 0	0- 0	3- 0				
0- 0	0- 0	0- 0	NEUTRAL	0- 0	0- 0	0- 0				

RPI 1-25				RPI 26-50				RPI 51-100				RPI 101+ Team's RPI: 159			
RPI	S	Opponent	Score	RPI	S	Opponent	Score	RPI	S	Opponent	Score	RPI	S	Opponent	Score
17	A	South Carolina	44 77					56	H	Chattanooga	70 60	117	H	American	68 69
								100	A	North Carolina St.	73 88	130	A	East Carolina	64 71
												155	A	Col. of Charleston	63 56
												155	H	Col. of Charleston	55 57
												174	A	N.C. A&T	65 75
												185	A	Campbell	69 79
												224	H	Furman	79 69
												255	H	VCU	74 58
												260	H	Samford	65 41
												296	H	UNC Wilmington	67 61
												300	H	Morgan St.	74 54
												313	A	Wofford	67 57
												325	H	UNC Greensboro	71 60
												333	A	Western Caro.	64 48
LAST 12 Division I GAMES:															
155	A	Col. of Charleston	63 56	174	A	N.C. A&T	65 75								
224	H	Furman	79 69	130	A	East Carolina	64 71								
325	H	UNC Greensboro	71 60	185	A	Campbell	69 79								
313	A	Wofford	67 57	300	H	Morgan St.	74 54								
56	H	Chattanooga	70 60	100	A	North Carolina St.	73 88								
260	H	Samford	65 41	333	A	Western Caro.	64 48								

Non-Div I Games:

Elon



Evansville

Through Games Of Sunday, January 20, 2013

Average RPI Win:	230	WON-LOST	WINNING	LAST 10	STRENGTH OF	OPP. STRENGTH	TEAM	ADJ.	CONF.	ADJ CONF.
Average RPI Loss:	106	RECORD	PCT. RANK	GAMES	SCHEDULE	OF SCHEDULE	RPI	RPI	RPI	RPI
DIV. I ONLY	6- 10	235	4- 6	104	127	168	168	9	9	
DIV. I NON-CONF.	2- 9	308	0- 7	132	93	249	249	9	9	
TOTALS	RPI 1-25	RPI 26-50	W-L RECORDS	RPI 51-100	RPI 101-150	RPI 150+				
6- 10	0- 0	0- 2	OVERALL	1- 4	0- 2	5- 2				
3- 3	0- 0	0- 1	HOME	0- 0	0- 1	3- 1				
3- 6	0- 0	0- 1	AWAY	1- 3	0- 1	2- 1				
0- 1	0- 0	0- 0	NEUTRAL	0- 1	0- 0	0- 0				
2- 9	0- 0	0- 1	NON-CONFERENCE	0- 4	0- 2	2- 2				
1- 2	0- 0	0- 0	HOME	0- 0	0- 1	1- 1				
1- 6	0- 0	0- 1	AWAY	0- 3	0- 1	1- 1				
0- 1	0- 0	0- 0	NEUTRAL	0- 1	0- 0	0- 0				
4- 1	0- 0	0- 1	CONFERENCE	1- 0	0- 0	3- 0				
2- 1	0- 0	0- 1	HOME	0- 0	0- 0	2- 0				
2- 0	0- 0	0- 0	AWAY	1- 0	0- 0	1- 0				
0- 0	0- 0	0- 0	NEUTRAL	0- 0	0- 0	0- 0				

RPI S	Opponent	Score	RPI S	Opponent	Score	RPI S	Opponent	Score	RPI S	Opponent	Score	Team's RPI: 168
32	H Creighton	63 70	39	A Toledo	50 60	67	A Illinois	52 84	145	A Eastern Ill.	57 70	
						69	A Ohio St.	33 78	148	H UT Martin	57 73	
						79	A Wisconsin	55 73	153	A Indiana St.	55 54	
						85	A Illinois St.	71 57	188	H Saint Louis	59 63	
						89	N Hampton	45 64	205	A Murray St.	62 76	
									268	H San Jose St.	74 65	
									273	A Ball St.	54 45	
									299	H Southern Ill.	71 65	
									301	H Drake	68 62	
LAST 12 Division I GAMES:												
153	A Indiana St.	55 54	39	A Toledo	50 60	188	H Saint Louis	59 63	145	A Eastern Ill.	57 70	
85	A Illinois St.	71 57	69	A Ohio St.	33 78	148	H UT Martin	57 73	153	A Indiana St.	55 54	
299	H Southern Ill.	71 65	79	A Wisconsin	55 73	205	A Murray St.	62 76	268	H San Jose St.	74 65	
32	H Creighton	63 70	85	A Illinois St.	71 57	273	A Ball St.	54 45	299	H Southern Ill.	71 65	
301	H Drake	68 62	89	N Hampton	45 64	301	H Drake	68 62				

Non-Div I Games:

Evansville

Loss, Non-Conf, S Site, H Home A Away N Neutral

Average RPI Win:	198	WON-LOST	WINNING	LAST 10	STRENGTH OF	OPP. STRENGTH	TEAM	ADJ.	CONF.	ADJ CONF.
Average RPI Loss:	72	RECORD	PCT. RANK	GAMES	SCHEDULE	OF SCHEDULE	RPI	RPI	RPI	RPI
DIV. I ONLY	13- 5	54	9- 1	133	114	65	65	28	28	
DIV. I NON-CONF.	7- 5	131	4- 2	56	20	72	72	28	28	
TOTALS	RPI 1-25	RPI 26-50	W-L RECORDS	RPI 51-100	RPI 101-150	RPI 150+				
13- 5	0- 1	0- 1	OVERALL	4- 2	1- 0	8- 1				
6- 1	0- 0	0- 0	HOME	1- 0	1- 0	4- 1				
6- 2	0- 0	0- 0	AWAY	2- 2	0- 0	4- 0				
1- 2	0- 1	0- 1	NEUTRAL	1- 0	0- 0	0- 0				
7- 5	0- 1	0- 1	NON-CONFERENCE	4- 2	1- 0	2- 1				
4- 1	0- 0	0- 0	HOME	1- 0	1- 0	2- 1				
2- 2	0- 0	0- 0	AWAY	2- 2	0- 0	0- 0				
1- 2	0- 1	0- 1	NEUTRAL	1- 0	0- 0	0- 0				
6- 0	0- 0	0- 0	CONFERENCE	0- 0	0- 0	6- 0				
2- 0	0- 0	0- 0	HOME	0- 0	0- 0	2- 0				
4- 0	0- 0	0- 0	AWAY	0- 0	0- 0	4- 0				
0- 0	0- 0	0- 0	NEUTRAL	0- 0	0- 0	0- 0				

RPI 1-25				RPI 26-50				RPI 51-100				Team's RPI: 65	RPI 101+			
RPI	S	Opponent	Score	RPI	S	Opponent	Score	RPI	S	Opponent	Score		RPI	S	Opponent	Score
17	N	South Carolina	46 65	27	N	DePaul	58 60	64	A	South Fla.	46 67		125	H	FIU	69 45
								71	H	LSU	76 70		157	A	Mercer	70 41
								73	A	Richmond	70 62		164	H	UCF	53 60
								86	A	Virginia Tech	63 56		200	A	East Tenn. St.	97 60
								88	A	Charlotte	60 79		246	H	Northern Ky.	79 50
								89	N	Hampton	70 59		272	H	North Florida	53 42
													291	A	USC Upstate	77 54
													304	H	Jacksonville	74 57
													329	H	Maine	79 49
													331	A	Kennesaw St.	62 35
LAST 12 Division I GAMES:																
				246	H	Northern Ky.	79 50						331	A	Kennesaw St.	62 35
				291	A	USC Upstate	77 54						71	H	LSU	76 70
				200	A	East Tenn. St.	97 60						164	H	UCF	53 60
				272	H	North Florida	53 42						73	A	Richmond	70 62
				304	H	Jacksonville	74 57						86	A	Virginia Tech	63 56
				157	A	Mercer	70 41						64	A	South Fla.	46 67

Non-Div I Games: Warner 100 31

FGCU

■ Loss, 
■ Non-Conf, 
■ S Site, 
■ H Home 
■ A Away 
N Neutral

Average RPI Win:	180	WON-LOST	WINNING	LAST 10	STRENGTH OF	OPP. STRENGTH	TEAM	ADJ.	CONF.	ADJ CONF.
Average RPI Loss:	102	RECORD	PCT. RANK	GAMES	SCHEDULE	OF SCHEDULE	RPI	RPI	RPI	RPI
DIV. I ONLY	11- 7	105	7- 3	146	82	125	125	13	13	
DIV. I NON-CONF.	6- 3	84	4- 1	161	33	119	119	13	13	
TOTALS	RPI 1-25	RPI 26-50	W-L RECORDS	RPI 51-100	RPI 101-150	RPI 150+				
11- 7	1- 0	0- 0	OVERALL	1- 4	2- 2	7- 1				
8- 4	1- 0	0- 0	HOME	0- 2	1- 1	6- 1				
3- 3	0- 0	0- 0	AWAY	1- 2	1- 1	1- 0				
0- 0	0- 0	0- 0	NEUTRAL	0- 0	0- 0	0- 0				
6- 3	1- 0	0- 0	NON-CONFERENCE	0- 3	1- 0	4- 0				
5- 2	1- 0	0- 0	HOME	0- 2	1- 0	3- 0				
1- 1	0- 0	0- 0	AWAY	0- 1	0- 0	1- 0				
0- 0	0- 0	0- 0	NEUTRAL	0- 0	0- 0	0- 0				
5- 4	0- 0	0- 0	CONFERENCE	1- 1	1- 2	3- 1				
3- 2	0- 0	0- 0	HOME	0- 0	0- 1	3- 1				
2- 2	0- 0	0- 0	AWAY	1- 1	1- 1	0- 0				
0- 0	0- 0	0- 0	NEUTRAL	0- 0	0- 0	0- 0				

RPI 1-25				RPI 26-50				RPI 51-100				RPI 101+ Team's RPI: 125			
RPI	S	Opponent	Score	RPI	S	Opponent	Score	RPI	S	Opponent	Score	RPI	S	Opponent	Score
21	H	Iowa	66 65					54	A	Middle Tenn.	58 51	123	A	UALR	55 53
								59	H	Georgia Tech	63 65	139	A	Arkansas St.	43 49
								65	A	FGCU	45 69	139	H	Arkansas St.	57 60
								71	H	LSU	69 76	143	H	Northeastern	66 56
								76	A	Western Ky.	56 62	163	H	South Ala.	63 49
												164	H	UCF	66 49
												165	H	North Texas	68 70
												228	H	Dartmouth	64 57
												231	H	La.-Lafayette	63 47
												269	A	Florida A&M	70 69
												272	H	North Florida	63 44
												311	H	Troy	82 76
LAST 12 Division I GAMES:															
311	H	Troy	82 76	59	H	Georgia Tech	63 65	143	H	Northeastern	66 56				
165	H	North Texas	68 70	54	A	Middle Tenn.	58 51	228	H	Dartmouth	64 57				
123	A	UALR	55 53	164	H	UCF	66 49	163	H	South Ala.	63 49				
139	A	Arkansas St.	43 49												
231	H	La.-Lafayette	63 47												
269	A	Florida A&M	70 69												

Non-Div I Games:

FIU

Through Games of Sunday, January 10, 1910										
Average RPI Win:	236	WON-LOST	WINNING	LAST 10	STRENGTH OF	OPP. STRENGTH	TEAM	ADJ.	CONF.	ADJ CONF.
Average RPI Loss:	87	RECORD	PCT. RANK	GAMES	SCHEDULE	OF SCHEDULE	RPI	RPI	RPI	RPI
DIV. I ONLY	11- 6	88	6- 4	185	167	104	104	21	21	
DIV. I NON-CONF.	6- 5	146	2- 4	177	137	142	142	22	22	
-----										
TOTALS	RPI 1-25	RPI 26-50		W-L RECORDS		RPI 51-100	RPI 101-150	RPI 150+		
11- 6	0- 0	0- 4		OVERALL		1- 0	0- 0	10- 2		
7- 1	0- 0	0- 0		HOME		0- 0	0- 0	7- 1		
3- 5	0- 0	0- 4		AWAY		1- 0	0- 0	2- 1		
1- 0	0- 0	0- 0		NEUTRAL		0- 0	0- 0	1- 0		
6- 5	0- 0	0- 3		NON-CONFERENCE		1- 0	0- 0	5- 2		
4- 1	0- 0	0- 0		HOME		0- 0	0- 0	4- 1		
1- 4	0- 0	0- 3		AWAY		1- 0	0- 0	0- 1		
1- 0	0- 0	0- 0		NEUTRAL		0- 0	0- 0	1- 0		
5- 1	0- 0	0- 1		CONFERENCE		0- 0	0- 0	5- 0		
3- 0	0- 0	0- 0		HOME		0- 0	0- 0	3- 0		
2- 1	0- 0	0- 1		AWAY		0- 0	0- 0	2- 0		
0- 0	0- 0	0- 0		NEUTRAL		0- 0	0- 0	0- 0		

RPI 1-25				RPI 26-50				RPI 51-100				RPI 101+				Team's RPI: 104	
RPI	S	Opponent	Score	RPI	S	Opponent	Score	RPI	S	Opponent	Score	RPI	S	Opponent	Score		
				28	A	Iowa St.	43 60	94	A	Butler	54 45	161	H	La Salle	50 60		
				40	A	Marist	56 61					183	H	St. Bonaventure	52 49		
				44	A	Saint Joseph's	38 51					184	A	Iona	60 54		
				48	A	Florida	49 71					199	A	Lehigh	42 47		
												216	H	Loyola Maryland	64 54		
												249	H	St. Francis Brooklyn	52 43		
												251	H	Niagara	61 54		
												254	H	Brown	49 34		
												270	H	Vermont	51 47		
												276	A	Siena	66 59		
												308	H	Manhattan	76 50		
												314	N	Wagner	81 44		
LAST 12 Division I GAMES:																	
				308	H	Manhattan	76 50	314	N	Wagner	81 44						
				184	A	Iona	60 54	44	A	Saint Joseph's	38 51						
				251	H	Niagara	61 54	161	H	La Salle	50 60						
				276	A	Siena	66 59	28	A	Iowa St.	43 60						
				40	A	Marist	56 61	199	A	Lehigh	42 47						
				216	H	Loyola Maryland	64 54	249	H	St. Francis Brooklyn	52 43						

Non-Div I Games:

Fairfield

■ Loss, ■ Non-Conf, S Site, H Home A Away N Neutral

Average RPI Win:	274	WON-LOST	WINNING	LAST 10	STRENGTH OF	OPP. STRENGTH	TEAM	ADJ.	CONF.	ADJ CONF.
Average RPI Loss:	159	RECORD	PCT. RANK	GAMES	SCHEDULE	OF SCHEDULE	RPI	RPI	RPI	RPI
DIV. I ONLY	8- 8	164	7- 3	287	295	207	207	25	25	
DIV. I NON-CONF.	5- 6	186	5- 2	214	325	191	191	23	23	
TOTALS	RPI 1-25	RPI 26-50	W-L RECORDS	RPI 51-100	RPI 101-150	RPI 150+				
8- 8	0- 1	0- 1	OVERALL	0- 1	0- 1	8- 4				
2- 2	0- 0	0- 0	HOME	0- 0	0- 1	2- 1				
5- 5	0- 1	0- 1	AWAY	0- 0	0- 0	5- 3				
1- 1	0- 0	0- 0	NEUTRAL	0- 1	0- 0	1- 0				
5- 6	0- 1	0- 1	NON-CONFERENCE	0- 1	0- 0	5- 3				
1- 1	0- 0	0- 0	HOME	0- 0	0- 0	1- 1				
3- 4	0- 1	0- 1	AWAY	0- 0	0- 0	3- 2				
1- 1	0- 0	0- 0	NEUTRAL	0- 1	0- 0	1- 0				
3- 2	0- 0	0- 0	CONFERENCE	0- 0	0- 1	3- 1				
1- 1	0- 0	0- 0	HOME	0- 0	0- 1	1- 0				
2- 1	0- 0	0- 0	AWAY	0- 0	0- 0	2- 1				
0- 0	0- 0	0- 0	NEUTRAL	0- 0	0- 0	0- 0				

RPI 1-25				RPI 26-50				RPI 51-100				RPI 101+ Team's RPI: 207			
RPI	S	Opponent	Score	RPI	S	Opponent	Score	RPI	S	Opponent	Score	RPI	S	Opponent	Score
8	A	Penn St.	44 101	37	A	Syracuse	47 94	51	N	Boston U.	42 68	102	H	Saint Francis (PA)	50 68
												172	A	Stony Brook	56 49
												190	A	Mt. St. Mary's	69 60
												208	H	Army	52 57
												249	A	St. Francis Brooklyn	56 64
												264	H	Robert Morris	80 68
												276	A	Siena	56 76
												295	H	NJIT	67 58
												306	N	Binghamton	54 41
												308	A	Manhattan	53 47
												314	A	Wagner	68 59
												341	A	Saint Peter's	55 50
												342	A	Columbia	47 54
LAST 12 Division I GAMES:															
249	A	St. Francis Brooklyn	56 64	51	N	Boston U.	42 68	172	A	Stony Brook	56 49				
264	H	Robert Morris	80 68					341	A	Saint Peter's	55 50				
102	H	Saint Francis (PA)	50 68					295	H	NJIT	67 58				
190	A	Mt. St. Mary's	69 60					8	A	Penn St.	44 101				
314	A	Wagner	68 59					308	A	Manhattan	53 47				
306	N	Binghamton	54 41												

Non-Div I Games:

Fairleigh Dickinson

Fla. Atlantic

Through Games Of Sunday, January 20, 2013

Average RPI Win:	249	WON-LOST	WINNING	LAST 10	STRENGTH OF	OPP. STRENGTH	TEAM	ADJ.	CONF.	ADJ CONF.
Average RPI Loss:	130	RECORD	PCT. RANK	GAMES	SCHEDULE	OF SCHEDULE	RPI	RPI	RPI	RPI
DIV. I ONLY	10- 7	117	5- 5	274	187	151	151	13	13	
DIV. I NON-CONF.	3- 5	227	0- 3	276	267	243	243	13	13	
TOTALS	RPI 1-25	RPI 26-50	W-L RECORDS	RPI 51-100	RPI 101-150	RPI 150+				
10- 7	0- 0	0- 1	OVERALL	0- 3	1- 1	9- 2				
6- 1	0- 0	0- 0	HOME	0- 0	1- 1	5- 0				
3- 6	0- 0	0- 1	AWAY	0- 3	0- 0	3- 2				
1- 0	0- 0	0- 0	NEUTRAL	0- 0	0- 0	1- 0				
3- 5	0- 0	0- 1	NON-CONFERENCE	0- 1	0- 1	3- 2				
1- 1	0- 0	0- 0	HOME	0- 0	0- 1	1- 0				
1- 4	0- 0	0- 1	AWAY	0- 1	0- 0	1- 2				
1- 0	0- 0	0- 0	NEUTRAL	0- 0	0- 0	1- 0				
7- 2	0- 0	0- 0	CONFERENCE	0- 2	1- 0	6- 0				
5- 0	0- 0	0- 0	HOME	0- 0	1- 0	4- 0				
2- 2	0- 0	0- 0	AWAY	0- 2	0- 0	2- 0				
0- 0	0- 0	0- 0	NEUTRAL	0- 0	0- 0	0- 0				

RPI S	Opponent	Score	RPI S	Opponent	Score	RPI S	Opponent	Score	RPI S	Opponent	Score	Team's RPI: 151
38	A Miami (FL)	61 76	54	A Middle Tenn.	59 73	113	H Stetson	66 78				
			76	A Western Ky.	68 86	139	H Arkansas St.	79 71				
			79	A Wisconsin	73 82	163	H South Ala.	67 56				
						165	H North Texas	79 67				
						231	H La.-Lafayette	79 44				
						233	A Mississippi St.	58 59				
						253	A La.-Monroe	82 72				
						299	N Southern Ill.	85 81				
						304	H Jacksonville	96 79				
						311	A Troy	81 80				
						311	H Troy	74 63				
						317	A Ga. Southern	75 55				
						318	A Bethune-Cookman	61 71				
LAST 12 Division I GAMES:												
165	H North Texas	79 67	311	A Troy	81 80							
311	H Troy	74 63	113	H Stetson	66 78							
76	A Western Ky.	68 86	79	A Wisconsin	73 82							
54	A Middle Tenn.	59 73	233	A Mississippi St.	58 59							
231	H La.-Lafayette	79 44	139	H Arkansas St.	79 71							
253	A La.-Monroe	82 72	163	H South Ala.	67 56							

Non-Div I Games:

Fla. Atlantic

Loss, Non-Conf, S Site, H Home A Away N Neutral

F  
l  
o  
r  
i  
d  
a

Florida				Through Games Of Sunday, January 20, 2013							
Average RPI Win:	168	WON-LOST	WINNING	LAST 10	STRENGTH OF	OPP. STRENGTH	TEAM	ADJ.	CONF.	ADJ CONF.	
Average RPI Loss:	27	RECORD	PCT. RANK	GAMES	SCHEDULE	OF SCHEDULE	RPI	RPI	RPI	RPI	
DIV. I ONLY		13- 6	70	7- 3	37	37	48	48	4	4	
DIV. I NON-CONF.		11- 3	41	6- 1	111	58	40	40	6	6	
<hr/>											
TOTALS	RPI 1-25		RPI 26-50	W-L RECORDS	RPI 51-100		RPI 101-150		RPI 150+		
13- 6	1- 5		0- 0	OVERALL	3- 1		2- 0		7- 0		
9- 2	1- 2		0- 0	HOME	2- 0		1- 0		5- 0		
2- 3	0- 3		0- 0	AWAY	0- 0		0- 0		2- 0		
2- 1	0- 0		0- 0	NEUTRAL	1- 1		1- 0		0- 0		
<hr/>											
11- 3	1- 2		0- 0	NON-CONFERENCE	2- 1		2- 0		6- 0		
8- 0	1- 0		0- 0	HOME	1- 0		1- 0		5- 0		
1- 2	0- 2		0- 0	AWAY	0- 0		0- 0		1- 0		
2- 1	0- 0		0- 0	NEUTRAL	1- 1		1- 0		0- 0		
<hr/>											
2- 3	0- 3		0- 0	CONFERENCE	1- 0		0- 0		1- 0		
1- 2	0- 2		0- 0	HOME	1- 0		0- 0		0- 0		
1- 1	0- 1		0- 0	AWAY	0- 0		0- 0		1- 0		
0- 0	0- 0		0- 0	NEUTRAL	0- 0		0- 0		0- 0		
<hr/>											
RPI 1-25			RPI 26-50		Team's RPI: 48		RPI 51-100		RPI 101+		
RPI	S	Opponent	Score	RPI	S	Opponent	Score	RPI	S	Opponent	Score
5	H	Tennessee	75 78					52	H	Central Mich.	81 75
9	A	Kentucky	69 76					71	H	LSU	77 72
16	A	Florida St.	67 98					91	N	Arizona St.	58 74
17	H	South Carolina	44 52					100	N	North Carolina St.	66 64
22	A	Michigan	53 59								
23	H	Pacific	89 82								
<hr/>											
LAST 12 Division I GAMES:											
17	H	South Carolina	44 52	52	H	Central Mich.	81 75				
5	H	Tennessee	75 78	303	H	Savannah St.	88 38				
233	A	Mississippi St.	61 55	161	A	La Salle	74 50				
71	H	LSU	77 72	23	H	Pacific	89 82				
9	A	Kentucky	69 76	311	H	Troy	87 62				
214	H	Holy Cross	81 50	22	A	Michigan	53 59				

F  
l  
o  
r  
i  
d  
a

Non-Div I Games:

Florida

Average RPI Win:	<b>285</b>	WON-LOST	WINNING	LAST 10	STRENGTH OF	OPP. STRENGTH	TEAM	ADJ.	CONF.	ADJ CONF.
Average RPI Loss:	<b>172</b>	RECORD	PCT. RANK	GAMES	SCHEDULE	OF SCHEDULE	RPI	RPI	RPI	RPI
DIV. I ONLY	<b>6- 11</b>	<b>246</b>	<b>4- 6</b>	<b>237</b>	<b>323</b>	<b>269</b>	<b>269</b>	<b>30</b>	<b>30</b>	
DIV. I NON-CONF.	<b>3- 10</b>	<b>295</b>	<b>1- 7</b>	<b>147</b>	<b>314</b>	<b>259</b>	<b>259</b>	<b>30</b>	<b>30</b>	
TOTALS	RPI 1-25	RPI 26-50	W-L RECORDS	RPI 51-100	RPI 101-150	RPI 150+				
6- 11	0- 0	0- 0	OVERALL	0- 2	1- 3	5- 6				
2- 5	0- 0	0- 0	HOME	0- 0	0- 1	2- 4				
2- 5	0- 0	0- 0	AWAY	0- 1	0- 2	2- 2				
2- 1	0- 0	0- 0	NEUTRAL	0- 1	1- 0	1- 0				
3- 10	0- 0	0- 0	NON-CONFERENCE	0- 2	1- 3	2- 5				
0- 4	0- 0	0- 0	HOME	0- 0	0- 1	0- 3				
1- 5	0- 0	0- 0	AWAY	0- 1	0- 2	1- 2				
2- 1	0- 0	0- 0	NEUTRAL	0- 1	1- 0	1- 0				
3- 1	0- 0	0- 0	CONFERENCE	0- 0	0- 0	3- 1				
2- 1	0- 0	0- 0	HOME	0- 0	0- 0	2- 1				
1- 0	0- 0	0- 0	AWAY	0- 0	0- 0	1- 0				
0- 0	0- 0	0- 0	NEUTRAL	0- 0	0- 0	0- 0				

RPI 1-25				RPI 26-50				RPI 51-100				RPI 101+ Team's RPI: 269			
RPI	S	Opponent	Score	RPI	S	Opponent	Score	RPI	S	Opponent	Score	RPI	S	Opponent	Score
								64	A	South Fla.	75 100	102	N	Saint Francis (PA)	69 65
								76	N	Western Ky.	57 71	113	A	Stetson	67 88
												114	A	Wake Forest	60 80
												125	H	FIU	69 70
												174	H	N.C. A&T	52 73
												197	H	Southern Miss.	71 88
												233	A	Mississippi St.	57 67
												239	A	Georgia St.	58 77
												255	H	VCU	57 86
												298	H	Southeastern La.	59 62
												303	A	Savannah St.	59 49
												304	A	Jacksonville	72 69
												318	H	Bethune-Cookman	76 60
												339	N	Kent St.	70 56
												343	H	N.C. Central	52 35
LAST 12 Division I GAMES:															
				303	A	Savannah St.	59 49					76	N	Western Ky.	57 71
				174	H	N.C. A&T	52 73					102	N	Saint Francis (PA)	69 65
				343	H	N.C. Central	52 35					233	A	Mississippi St.	57 67
				318	H	Bethune-Cookman	76 60					298	H	Southeastern La.	59 62
				125	H	FIU	69 70					114	A	Wake Forest	60 80
				64	A	South Fla.	75 100					255	H	VCU	57 86

Non-Div I Games:

Florida A&amp;M

■ Loss, 
 ■ Non-Conf, S Site, 
 ■ Home 
 ■ Away 
 N Neutral



Average RPI Win:	133	WON-LOST	WINNING	LAST 10	STRENGTH OF	OPP. STRENGTH	TEAM	ADJ.	CONF.	ADJ CONF.
Average RPI Loss:	57	RECORD	PCT. RANK	GAMES	SCHEDULE	OF SCHEDULE	RPI	RPI	RPI	RPI
DIV. I ONLY	15- 3	24	8- 2	36	47	16	16	3	3	
DIV. I NON-CONF.	10- 1	17	4- 1	34	172	8	8	3	3	
TOTALS	RPI 1-25	RPI 26-50	W-L RECORDS	RPI 51-100	RPI 101-150	RPI 150+				
15- 3	1- 1	3- 1	OVERALL	3- 0	3- 1	5- 0				
8- 1	1- 0	2- 0	HOME	0- 0	2- 1	3- 0				
5- 2	0- 1	0- 1	AWAY	3- 0	1- 0	1- 0				
2- 0	0- 0	1- 0	NEUTRAL	0- 0	0- 0	1- 0				
10- 1	1- 0	2- 1	NON-CONFERENCE	1- 0	1- 0	5- 0				
6- 0	1- 0	1- 0	HOME	0- 0	1- 0	3- 0				
2- 1	0- 0	0- 1	AWAY	1- 0	0- 0	1- 0				
2- 0	0- 0	1- 0	NEUTRAL	0- 0	0- 0	1- 0				
5- 2	0- 1	1- 0	CONFERENCE	2- 0	2- 1	0- 0				
2- 1	0- 0	1- 0	HOME	0- 0	1- 1	0- 0				
3- 1	0- 1	0- 0	AWAY	2- 0	1- 0	0- 0				
0- 0	0- 0	0- 0	NEUTRAL	0- 0	0- 0	0- 0				

RPI 1-25				RPI 26-50				RPI 51-100				RPI 101+			
RPI	S	Opponent	Score	RPI	S	Opponent	Score	RPI	S	Opponent	Score	RPI	S	Opponent	Score
7	A	Maryland	64 71	30	N	Vanderbilt	73 59	59	A	Georgia Tech	85 78	108	A	Boston College	67 57
21	H	Iowa	83 69	38	H	Miami (FL)	86 65	88	A	Charlotte	70 54	108	H	Boston College	76 70
				48	H	Florida	98 67	100	A	North Carolina St.	82 74	113	H	Stetson	76 44
				49	A	Nebraska	77 78					114	H	Wake Forest	72 80
												157	H	Mercer	94 42
												221	N	Eastern Ky.	90 51
												260	H	Samford	77 42
												324	H	Grambling	96 60
												325	A	UNC Greensboro	93 63
LAST 12 Division I GAMES:															
100	A	North Carolina St.	82 74	108	H	Boston College	76 70								
108	A	Boston College	67 57	325	A	UNC Greensboro	93 63								
38	H	Miami (FL)	86 65	157	H	Mercer	94 42								
114	H	Wake Forest	72 80	324	H	Grambling	96 60								
7	A	Maryland	64 71	49	A	Nebraska	77 78								
59	A	Georgia Tech	85 78	88	A	Charlotte	70 54								

Non-Div I Games:

Florida St.

Average RPI Win:	213	WON-LOST	WINNING	LAST 10	STRENGTH OF	OPP. STRENGTH	TEAM	ADJ.	CONF.	ADJ CONF.
Average RPI Loss:	134	RECORD	PCT. RANK	GAMES	SCHEDULE	OF SCHEDULE	RPI	RPI	RPI	RPI
DIV. I ONLY	13- 5	54	8- 2	180	184	92	92	8	8	
DIV. I NON-CONF.	10- 5	84	5- 4	211	228	123	123	8	8	
TOTALS	RPI 1-25	RPI 26-50	W-L RECORDS	RPI 51-100	RPI 101-150	RPI 150+				
13- 5	0- 1	0- 0	OVERALL	2- 1	2- 0	9- 3				
8- 2	0- 0	0- 0	HOME	1- 0	0- 0	7- 2				
5- 3	0- 1	0- 0	AWAY	1- 1	2- 0	2- 1				
0- 0	0- 0	0- 0	NEUTRAL	0- 0	0- 0	0- 0				
10- 5	0- 1	0- 0	NON-CONFERENCE	0- 1	2- 0	8- 3				
6- 2	0- 0	0- 0	HOME	0- 0	0- 0	6- 2				
4- 3	0- 1	0- 0	AWAY	0- 1	2- 0	2- 1				
0- 0	0- 0	0- 0	NEUTRAL	0- 0	0- 0	0- 0				
3- 0	0- 0	0- 0	CONFERENCE	2- 0	0- 0	1- 0				
2- 0	0- 0	0- 0	HOME	1- 0	0- 0	1- 0				
1- 0	0- 0	0- 0	AWAY	1- 0	0- 0	0- 0				
0- 0	0- 0	0- 0	NEUTRAL	0- 0	0- 0	0- 0				

RPI 1-25				RPI 26-50				RPI 51-100 Team's RPI: 92				RPI 101+			
RPI	S	Opponent	Score	RPI	S	Opponent	Score	RPI	S	Opponent	Score	RPI	S	Opponent	Score
23	A	Pacific	40 62					57	A	Marquette	48 51	117	A	American	71 50
								73	H	Richmond	47 40	133	A	Albany (NY)	60 43
								88	A	Charlotte	59 56	172	H	Stony Brook	46 58
												178	A	San Francisco	55 48
												189	A	Yale	53 67
												214	H	Holy Cross	67 60
												227	H	Lafayette	50 54
												259	A	Cornell	58 50
												261	H	Colorado St.	64 59
												278	H	Delaware St.	69 38
												280	H	Southern U.	56 44
												282	H	Massachusetts	69 57
												300	H	Morgan St.	72 56
												308	H	Manhattan	55 45
LAST 12 Division I GAMES:															
73	H	Richmond	47 40	227	H	Lafayette	50 54								
282	H	Massachusetts	69 57	300	H	Morgan St.	72 56								
88	A	Charlotte	59 56	280	H	Southern U.	56 44								
214	H	Holy Cross	67 60	172	H	Stony Brook	46 58								
117	A	American	71 50	189	A	Yale	53 67								
261	H	Colorado St.	64 59	57	A	Marquette	48 51								

Non-Div I Games:

Fordham

Average RPI Win:	<b>182</b>	WON-LOST	WINNING	LAST 10	STRENGTH OF	OPP. STRENGTH	TEAM	ADJ.	CONF.	ADJ CONF.
Average RPI Loss:	<b>114</b>	RECORD	PCT. RANK	GAMES	SCHEDULE	OF SCHEDULE	RPI	RPI	RPI	RPI
DIV. I ONLY	10- 6	98	6- 4	208	43	90	90	15	15	
DIV. I NON-CONF.	7- 5	131	5- 3	288	23	140	140	15	15	
-----										
TOTALS	RPI 1-25	RPI 26-50	W-L RECORDS	RPI 51-100	RPI 101-150	RPI 150+				
10- 6	0- 2	1- 0	OVERALL	1- 2	3- 0	5- 2				
6- 0	0- 0	0- 0	HOME	1- 0	3- 0	2- 0				
4- 6	0- 2	1- 0	AWAY	0- 2	0- 0	3- 2				
0- 0	0- 0	0- 0	NEUTRAL	0- 0	0- 0	0- 0				
7- 5	0- 2	0- 0	NON-CONFERENCE	1- 1	2- 0	4- 2				
5- 0	0- 0	0- 0	HOME	1- 0	2- 0	2- 0				
2- 5	0- 2	0- 0	AWAY	0- 1	0- 0	2- 2				
0- 0	0- 0	0- 0	NEUTRAL	0- 0	0- 0	0- 0				
3- 1	0- 0	1- 0	CONFERENCE	0- 1	1- 0	1- 0				
1- 0	0- 0	0- 0	HOME	0- 0	1- 0	0- 0				
2- 1	0- 0	1- 0	AWAY	0- 1	0- 0	1- 0				
0- 0	0- 0	0- 0	NEUTRAL	0- 0	0- 0	0- 0				

RPI 1-25				RPI 26-50				RPI 51-100 Team's RPI: 90				RPI 101+			
RPI	S	Opponent	Score	RPI	S	Opponent	Score	RPI	S	Opponent	Score	RPI	S	Opponent	Score
1	A	Stanford	61 <b>72</b>	47	A	San Diego St.	80 72	60	A	Wyoming	71 <b>78</b>	109	H	Southern California	65 60
23	A	Pacific	56 <b>66</b>					62	H	Cal St. Northridge	68 53	131	H	Washington St.	82 59
								83	A	Santa Clara	53 <b>58</b>	141	H	New Mexico	69 65
												178	A	San Francisco	72 63
												226	A	Portland	69 <b>76</b>
												242	A	Nevada	74 56
												289	A	CSU Bakersfield	77 68
												290	A	Oregon	64 <b>65</b>
												294	H	Texas-Arlington	70 45
												324	H	Grambling	64 52
LAST 12 Division I GAMES:															
242	A	Nevada	74 56	178	A	San Francisco	72 63	290	A	Oregon	64 <b>65</b>				
60	A	Wyoming	71 <b>78</b>	226	A	Portland	69 <b>76</b>	62	H	Cal St. Northridge	68 53				
141	H	New Mexico	69 65	60	A	San Diego St.	80 72	109	H	Southern California	65 60				
47	A	San Diego St.	80 72	294	H	Texas-Arlington	70 45								
289	A	CSU Bakersfield	77 68												
83	A	Santa Clara	53 <b>58</b>												

Non-Div I Games: Cal Maritime 82 43

Fresno St.

Average RPI Win: <b>245</b>	WON-LOST	WINNING	LAST 10	STRENGTH OF	OPP. STRENGTH	TEAM	ADJ.	CONF.	ADJ CONF.
Average RPI Loss: <b>140</b>	RECORD	PCT. RANK	GAMES	SCHEDULE	OF SCHEDULE	RPI	RPI	RPI	RPI
DIV. I ONLY	5- 10	258	3- 7	123	263	224	224	27	27
DIV. I NON-CONF.	3- 5	227	1- 4	112	176	175	175	27	27
TOTALS	RPI 1-25	RPI 26-50	W-L RECORDS	RPI 51-100	RPI 101-150	RPI 150+			
5- 10	0- 2	0- 0	OVERALL	0- 3	1- 1	4- 4			
3- 3	0- 0	0- 0	HOME	0- 2	1- 1	2- 0			
2- 7	0- 2	0- 0	AWAY	0- 1	0- 0	2- 4			
0- 0	0- 0	0- 0	NEUTRAL	0- 0	0- 0	0- 0			
3- 5	0- 2	0- 0	NON-CONFERENCE	0- 1	1- 0	2- 2			
2- 1	0- 0	0- 0	HOME	0- 1	1- 0	1- 0			
1- 4	0- 2	0- 0	AWAY	0- 0	0- 0	1- 2			
0- 0	0- 0	0- 0	NEUTRAL	0- 0	0- 0	0- 0			
2- 5	0- 0	0- 0	CONFERENCE	0- 2	0- 1	2- 2			
1- 2	0- 0	0- 0	HOME	0- 1	0- 1	1- 0			
1- 3	0- 0	0- 0	AWAY	0- 1	0- 0	1- 2			
0- 0	0- 0	0- 0	NEUTRAL	0- 0	0- 0	0- 0			

RPI 1-25				RPI 26-50				RPI 51-100				RPI 101+ Team's RPI: 224			
RPI	S	Opponent	Score	RPI	S	Opponent	Score	RPI	S	Opponent	Score	RPI	S	Opponent	Score
17	A	South Carolina	35 <b>69</b>					56	A	Chattanooga	40 <b>83</b>	124	H	Appalachian St.	52 <b>66</b>
24	A	Georgia	47 <b>83</b>					78	H	Arkansas	38 <b>73</b>	137	H	High Point	64 62
								97	H	Davidson	46 <b>87</b>	157	H	Mercer	73 64
												159	A	Elon	69 <b>79</b>
												260	A	Samford	33 <b>65</b>
												271	A	Marshall	46 <b>52</b>
												291	A	USC Upstate	85 80
												311	A	Troy	96 <b>118</b>
												317	A	Ga. Southern	56 42
												325	H	UNC Greensboro	67 48
LAST 12 Division I GAMES:															
159	A	Elon	69 <b>79</b>	271	A	Marshall	46 <b>52</b>								
97	H	Davidson	46 <b>87</b>	78	H	Arkansas	38 <b>73</b>								
325	H	UNC Greensboro	67 48	17	A	South Carolina	35 <b>69</b>								
317	A	Ga. Southern	56 42	260	A	Samford	33 <b>65</b>								
124	H	Appalachian St.	52 <b>66</b>	56	A	Chattanooga	40 <b>83</b>								
291	A	USC Upstate	85 80	24	A	Georgia	47 <b>83</b>								

Non-Div I Games: Tusculum 68 49

Furman

  Loss, 
  Non-Conf, 
  S Site, 
  H Home 
  A Away 
N Neutral

## Ga. Southern

Through Games Of Sunday, January 20, 2013

Average RPI Win:	328	WON-LOST	WINNING	LAST 10	STRENGTH OF	OPP. STRENGTH	TEAM	ADJ.	CONF.	ADJ CONF.
Average RPI Loss:	183	RECORD	PCT. RANK	GAMES	SCHEDULE	OF SCHEDULE	RPI	RPI	RPI	RPI
DIV. I ONLY	3- 14	315	2- 8	244	340	317	317	27	27	
DIV. I NON-CONF.	1- 8	318	0- 6	278	339	335	335	27	27	
TOTALS	RPI 1-25	RPI 26-50	W-L RECORDS	RPI 51-100	RPI 101-150	RPI 150+				
3- 14	0- 0	0- 0	OVERALL	0- 2	0- 3	3- 9				
2- 3	0- 0	0- 0	HOME	0- 0	0- 0	2- 3				
0- 10	0- 0	0- 0	AWAY	0- 2	0- 3	0- 5				
1- 1	0- 0	0- 0	NEUTRAL	0- 0	0- 0	1- 1				
1- 8	0- 0	0- 0	NON-CONFERENCE	0- 0	0- 2	1- 6				
0- 2	0- 0	0- 0	HOME	0- 0	0- 0	0- 2				
0- 5	0- 0	0- 0	AWAY	0- 0	0- 2	0- 3				
1- 1	0- 0	0- 0	NEUTRAL	0- 0	0- 0	1- 1				
2- 6	0- 0	0- 0	CONFERENCE	0- 2	0- 1	2- 3				
2- 1	0- 0	0- 0	HOME	0- 0	0- 0	2- 1				
0- 5	0- 0	0- 0	AWAY	0- 2	0- 1	0- 2				
0- 0	0- 0	0- 0	NEUTRAL	0- 0	0- 0	0- 0				

RPI S	Opponent	Score	RPI S	Opponent	Score	RPI S	Opponent	Score	RPI S	Opponent	Score	Team's RPI: 317
						56	A Chattanooga	43 75	110	A James Madison	44 93	
						97	A Davidson	49 61	113	A Stetson	39 70	
									124	A Appalachian St.	47 79	
									151	H Fla. Atlantic	55 75	
									155	A Col. of Charleston	56 58	
									157	H Mercer	44 48	
									224	H Furman	42 56	
									229	A George Mason	53 54	
									239	A Georgia St.	48 73	
									260	A Samford	41 56	
									313	H Wofford	61 58	
									318	N Bethune-Cookman	48 59	
									331	A Kennesaw St.	39 53	
									333	H Western Caro.	52 50	
									339	N Kent St.	71 47	
LAST 12 Division I GAMES:												
313	H	Wofford	61	58	110	A	James Madison	44	93			
260	A	Samford	41	56	229	A	George Mason	53	54			
56	A	Chattanooga	43	75	331	A	Kennesaw St.	39	53			
224	H	Furman	42	56	318	N	Bethune-Cookman	48	59			
333	H	Western Caro.	52	50	113	A	Stetson	39	70			
155	A	Col. of Charleston	56	58	157	H	Mercer	44	48			

Non-Div I Games:

Ga. Southern

■ Loss, 
 ■ Non-Conf, 
 ■ S Site, 
 ■ H Home 
 ■ A Away 
 N Neutral

Average RPI Win:	332	WON-LOST	WINNING	LAST 10	STRENGTH OF	OPP. STRENGTH	TEAM	ADJ.	CONF.	ADJ CONF.
Average RPI Loss:	200	RECORD	PCT. RANK	GAMES	SCHEDULE	OF SCHEDULE	RPI	RPI	RPI	RPI
DIV. I ONLY	5- 10	258	4- 6	335	344	323	323	29	29	
DIV. I NON-CONF.	4- 3	138	3- 1	343	343	298	298	29	29	
TOTALS	RPI 1-25	RPI 26-50	W-L RECORDS	RPI 51-100	RPI 101-150	RPI 150+				
5- 10	0- 0	0- 0	OVERALL	0- 1	0- 2	5- 7				
2- 6	0- 0	0- 0	HOME	0- 1	0- 0	2- 5				
3- 4	0- 0	0- 0	AWAY	0- 0	0- 2	3- 2				
0- 0	0- 0	0- 0	NEUTRAL	0- 0	0- 0	0- 0				
4- 3	0- 0	0- 0	NON-CONFERENCE	0- 1	0- 1	4- 1				
2- 1	0- 0	0- 0	HOME	0- 1	0- 0	2- 0				
2- 2	0- 0	0- 0	AWAY	0- 0	0- 1	2- 1				
0- 0	0- 0	0- 0	NEUTRAL	0- 0	0- 0	0- 0				
1- 7	0- 0	0- 0	CONFERENCE	0- 0	0- 1	1- 6				
0- 5	0- 0	0- 0	HOME	0- 0	0- 0	0- 5				
1- 2	0- 0	0- 0	AWAY	0- 0	0- 1	1- 1				
0- 0	0- 0	0- 0	NEUTRAL	0- 0	0- 0	0- 0				

RPI 1-25				RPI 26-50				RPI 51-100				RPI 101+				Team's RPI: 323	
RPI	S	Opponent	Score	RPI	S	Opponent	Score	RPI	S	Opponent	Score	RPI	S	Opponent	Score		
								97	H	Davidson	56	59	124	A	Appalachian St.	43	84
												137	A	High Point	42	64	
												179	A	Longwood	75	87	
												179	H	Longwood	62	70	
												185	H	Campbell	49	59	
												215	H	Winthrop	55	60	
												245	H	Radford	69	72	
												310	H	Coastal Caro.	62	65	
												313	A	Wofford	62	57	
												325	A	UNC Greensboro	49	55	
												331	A	Kennesaw St.	68	59	
												334	H	Lipscomb	64	40	
												337	A	UNC Asheville	58	45	
												343	H	N.C. Central	54	32	
LAST 12 Division I GAMES:																	
				337	A	UNC Asheville	58	45		331	A	Kennesaw St.	68	59			
				215	H	Winthrop	55	60		343	H	N.C. Central	54	32			
				245	H	Radford	69	72		313	A	Wofford	62	57			
				185	H	Campbell	49	59		97	H	Davidson	56	59			
				137	A	High Point	42	64		179	H	Longwood	62	70			
				179	A	Longwood	75	87		310	H	Coastal Caro.	62	65			

Non-Div I Games: Tenn. Temple 86 34 Asbury 76 41 Montreat 84 50

Gardner-Webb

Loss, Non-Conf, S Site, H Home A Away N Neutral

## George Mason

Through Games Of Sunday, January 20, 2013

Average RPI Win:	275	WON-LOST	WINNING	LAST 10	STRENGTH OF	OPP. STRENGTH	TEAM	ADJ.	CONF.	ADJ CONF.
Average RPI Loss:	141	RECORD	PCT. RANK	GAMES	SCHEDULE	OF SCHEDULE	RPI	RPI	RPI	RPI
DIV. I ONLY	6- 9	221	3- 7	153	267	229	229	14	14	
DIV. I NON-CONF.	5- 6	186	3- 5	206	302	234	234	16	16	
TOTALS	RPI 1-25	RPI 26-50	W-L RECORDS	RPI 51-100	RPI 101-150	RPI 150+				
6- 9	0- 2	0- 0	OVERALL	0- 0	1- 3	5- 4				
4- 3	0- 0	0- 0	HOME	0- 0	1- 2	3- 1				
1- 6	0- 2	0- 0	AWAY	0- 0	0- 1	1- 3				
1- 0	0- 0	0- 0	NEUTRAL	0- 0	0- 0	1- 0				
5- 6	0- 1	0- 0	NON-CONFERENCE	0- 0	1- 1	4- 4				
4- 2	0- 0	0- 0	HOME	0- 0	1- 1	3- 1				
0- 4	0- 1	0- 0	AWAY	0- 0	0- 0	0- 3				
1- 0	0- 0	0- 0	NEUTRAL	0- 0	0- 0	1- 0				
1- 3	0- 1	0- 0	CONFERENCE	0- 0	0- 2	1- 0				
0- 1	0- 0	0- 0	HOME	0- 0	0- 1	0- 0				
1- 2	0- 1	0- 0	AWAY	0- 0	0- 1	1- 0				
0- 0	0- 0	0- 0	NEUTRAL	0- 0	0- 0	0- 0				

RPI 1-25				RPI 26-50				RPI 51-100				RPI 101+ Team's RPI: 229			
RPI	S	Opponent	Score	RPI	S	Opponent	Score	RPI	S	Opponent	Score	RPI	S	Opponent	Score
7	A	Maryland	40 90									115	H	UAB	58 55
25	A	Delaware	27 62									130	H	East Carolina	53 71
												136	H	Hofstra	53 67
												143	A	Northeastern	63 69
												169	H	Akron	49 65
												209	A	George Washington	52 60
												213	A	New Mexico St.	52 55
												236	A	Oakland	58 62
												292	A	Towson	65 54
												300	H	Morgan St.	65 54
												301	N	Drake	76 70
												317	H	Ga. Southern	54 53
												322	H	UMES	64 38
LAST 12 Division I GAMES:															
292	A	Towson	65 54	209	A	George Washington	52 60								
136	H	Hofstra	53 67	7	A	Maryland	40 90								
25	A	Delaware	27 62	169	H	Akron	49 65								
143	A	Northeastern	63 69	115	H	UAB	58 55								
130	H	East Carolina	53 71	301	N	Drake	76 70								
317	H	Ga. Southern	54 53	213	A	New Mexico St.	52 55								

Non-Div I Games:

George Mason

■ Loss, 
■ Non-Conf, 
■ S Site, 
■ H Home 
■ A Away 
N Neutral

## George Washington

## Through Games Of Sunday, January 20, 2013

Average RPI Win: <b>260</b>	WON-LOST	WINNING	LAST 10	STRENGTH OF	OPP. STRENGTH	TEAM	ADJ.	CONF.	ADJ CONF.
Average RPI Loss: <b>92</b>	RECORD	PCT. RANK	GAMES	SCHEDULE	OF SCHEDULE	RPI	RPI	RPI	RPI
DIV. I ONLY	7- 10	207	3- 7	206	60	209	209	8	8
DIV. I NON-CONF.	6- 8	202	3- 6	207	47	197	197	8	8
-----									
TOTALS	RPI 1-25	RPI 26-50	W-L RECORDS	RPI 51-100	RPI 101-150	RPI 150+			
7- 10	0- 1	0- 3	OVERALL	0- 3	1- 1	6- 2			
4- 3	0- 0	0- 2	HOME	0- 1	1- 0	3- 0			
3- 7	0- 1	0- 1	AWAY	0- 2	0- 1	3- 2			
0- 0	0- 0	0- 0	NEUTRAL	0- 0	0- 0	0- 0			
6- 8	0- 1	0- 2	NON-CONFERENCE	0- 3	1- 1	5- 1			
4- 2	0- 0	0- 1	HOME	0- 1	1- 0	3- 0			
2- 6	0- 1	0- 1	AWAY	0- 2	0- 1	2- 1			
0- 0	0- 0	0- 0	NEUTRAL	0- 0	0- 0	0- 0			
1- 2	0- 0	0- 1	CONFERENCE	0- 0	0- 0	1- 1			
0- 1	0- 0	0- 1	HOME	0- 0	0- 0	0- 0			
1- 1	0- 0	0- 0	AWAY	0- 0	0- 0	1- 1			
0- 0	0- 0	0- 0	NEUTRAL	0- 0	0- 0	0- 0			

RPI 1-25				RPI 26-50				RPI 51-100				RPI 101+ Team's RPI: 209			
RPI	S	Opponent	Score	RPI	S	Opponent	Score	RPI	S	Opponent	Score	RPI	S	Opponent	Score
4	A	California	43 <b>70</b>	35	H	Georgetown	54 <b>70</b>	66	A	Rutgers	52 <b>56</b>	117	A	American	54 <b>57</b>
				44	H	Saint Joseph's	67 <b>80</b>	68	H	Auburn	59 <b>69</b>	127	H	Howard	61 60
				46	A	St. Mary's (CA)	49 <b>79</b>	86	A	Virginia Tech	31 <b>50</b>	174	A	N.C. A&T	56 <b>67</b>
												229	H	George Mason	60 52
												255	A	VCU	79 68
												282	A	Massachusetts	58 <b>62</b>
												291	A	USC Upstate	48 37
												294	H	Texas-Arlington	80 47
												300	A	Morgan St.	75 40
												321	H	William & Mary	58 51
LAST 12 Division I GAMES:															
255	A	VCU	79 68	229	H	George Mason	60 52								
44	H	Saint Joseph's	67 <b>80</b>	127	H	Howard	61 60								
282	A	Massachusetts	58 <b>62</b>	68	H	Auburn	59 <b>69</b>								
174	A	N.C. A&T	56 <b>67</b>	117	A	American	54 <b>57</b>								
46	A	St. Mary's (CA)	49 <b>79</b>	35	H	Georgetown	54 <b>70</b>								
4	A	California	43 <b>70</b>	300	A	Morgan St.	75 40								

Non-Div I Games:

George Washington

■ Loss, 
 ■ Non-Conf, S Site, 
 ■ Home 
 ■ Away 
 N Neutral



## Georgetown

Through Games Of Sunday, January 20, 2013

Average RPI Win:	167	WON-LOST	WINNING	LAST 10	STRENGTH OF	OPP. STRENGTH	TEAM	ADJ.	CONF.	ADJ CONF.
Average RPI Loss:	23	RECORD	PCT. RANK	GAMES	SCHEDULE	OF SCHEDULE	RPI	RPI	RPI	RPI
DIV. I ONLY	11- 7	105	5- 5	17	25	35	35	5	5	
DIV. I NON-CONF.	9- 4	76	5- 2	30	29	28	28	4	4	
TOTALS	RPI 1-25	RPI 26-50	W-L RECORDS	RPI 51-100	RPI 101-150	RPI 150+				
11- 7	1- 5	0- 1	OVERALL	1- 1	2- 0	7- 0				
6- 2	0- 1	0- 0	HOME	1- 1	2- 0	3- 0				
4- 5	1- 4	0- 1	AWAY	0- 0	0- 0	3- 0				
1- 0	0- 0	0- 0	NEUTRAL	0- 0	0- 0	1- 0				
9- 4	1- 3	0- 0	NON-CONFERENCE	1- 1	2- 0	5- 0				
5- 1	0- 0	0- 0	HOME	1- 1	2- 0	2- 0				
3- 3	1- 3	0- 0	AWAY	0- 0	0- 0	2- 0				
1- 0	0- 0	0- 0	NEUTRAL	0- 0	0- 0	1- 0				
2- 3	0- 2	0- 1	CONFERENCE	0- 0	0- 0	2- 0				
1- 1	0- 1	0- 0	HOME	0- 0	0- 0	1- 0				
1- 2	0- 1	0- 1	AWAY	0- 0	0- 0	1- 0				
0- 0	0- 0	0- 0	NEUTRAL	0- 0	0- 0	0- 0				

RPI 1-25				RPI 26-50				Team's RPI: 35	RPI 51-100				RPI 101+			
RPI	S	Opponent	Score	RPI	S	Opponent	Score		RPI	S	Opponent	Score	RPI	S	Opponent	Score
3	H	Connecticut	48 75	37	A	Syracuse	56 86		71	H	LSU	71 69	103	H	Temple	66 58
4	A	California	56 72						81	H	South Dakota St.	58 64	140	H	Sacred Heart	90 63
6	A	Notre Dame	64 79										161	H	La Salle	69 61
8	A	Penn St.	74 97										189	H	Yale	90 67
19	A	North Carolina	48 63										209	A	George Washington	70 54
25	A	Delaware	62 56										219	A	Providence	79 64
													223	A	Monmouth	61 48
													234	H	Seton Hall	70 50
													258	N	Cal St. Fullerton	53 51
LAST 12 Division I GAMES:																
234	H	Seton Hall	70 50	189	H	Yale	90 67									
6	A	Notre Dame	64 79	81	H	South Dakota St.	58 64									
37	A	Syracuse	56 86	8	A	Penn St.	74 97									
3	H	Connecticut	48 75	223	A	Monmouth	61 48									
219	A	Providence	79 64	209	A	George Washington	70 54									
103	H	Temple	66 58	161	H	La Salle	69 61									

Non-Div I Games:

Georgetown

■ Loss, 
 ■ Non-Conf, S Site, 
 ■ Home 
 ■ Away 
 N Neutral

## Georgia

Average RPI Win: 147

Average RPI Loss: 28

WON-LOST

WINNING

LAST 10

RECORD

PCT. RANK

GAMES

## Through Games Of Sunday, January 20, 2013

STRENGTH OF

SCHEDULE

OPP. STRENGTH

OF SCHEDULE

TEAM

RPI

ADJ.

RPI

CONF.

RPI

ADJ CONF.

RPI

DIV. I ONLY

16- 3

21

7- 3

58

49

24

24

4

4

DIV. I NON-CONF.

12- 1

5

5- 1

193

106

37

37

6

6

TOTALS

RPI 1-25

RPI 26-50

W-L RECORDS

RPI 51-100

RPI 101-150

RPI 150+

16- 3

1- 2

0- 0

OVERALL

4- 1

4- 0

7- 0

10- 1

1- 1

0- 0

HOME

2- 0

1- 0

6- 0

5- 2

0- 1

0- 0

AWAY

2- 1

3- 0

0- 0

1- 0

0- 0

0- 0

NEUTRAL

0- 0

0- 0

1- 0

12- 1

0- 0

0- 0

NON-CONFERENCE

2- 1

3- 0

7- 0

8- 0

0- 0

0- 0

HOME

1- 0

1- 0

6- 0

3- 1

0- 0

0- 0

AWAY

1- 1

2- 0

0- 0

1- 0

0- 0

0- 0

NEUTRAL

0- 0

0- 0

1- 0

4- 2

1- 2

0- 0

CONFERENCE

2- 0

1- 0

0- 0

2- 1

1- 1

0- 0

HOME

1- 0

0- 0

0- 0

2- 1

0- 1

0- 0

AWAY

1- 0

1- 0

0- 0

0- 0

0- 0

0- 0

NEUTRAL

0- 0

0- 0

0- 0

RPI 1-25

Team's RPI: 24

RPI 26-50

RPI 51-100

RPI 101+

RPI	S	Opponent	Score
5	A	Tennessee	66 79
13	H	Texas A&M	46 64
17	H	South Carolina	42 40

RPI	S	Opponent	Score
-----	---	----------	-------

RPI	S	Opponent	Score
59	A	Georgia Tech	60 50
66	H	Rutgers	57 51
67	A	Illinois	59 70
70	H	Missouri	77 46
78	A	Arkansas	57 53

RPI	S	Opponent	Score
120	A	Alabama	95 83
129	H	South Carolina St.	62 46
141	A	New Mexico	72 42
144	A	TCU	72 59
152	H	Presbyterian	66 38
157	H	Mercer	80 38
167	H	Belmont	70 38
183	N	St. Bonaventure	84 48
224	H	Furman	83 47
303	H	Savannah St.	94 57
334	H	Lipscomb	93 42

## LAST 12 Division I GAMES:

13	H	Texas A&M	46 64	67	A	Illinois	59 70
78	A	Arkansas	57 53	144	A	TCU	72 59
17	H	South Carolina	42 40	334	H	Lipscomb	93 42
120	A	Alabama	95 83	157	H	Mercer	80 38
5	A	Tennessee	66 79	59	A	Georgia Tech	60 50
70	H	Missouri	77 46	224	H	Furman	83 47

Non-Div I Games:

Georgia

■ Loss, 
 ■ Non-Conf, S Site, 
 ■ Home 
 ■ Away 
 N Neutral

Average RPI Win:	287	WON-LOST	WINNING	LAST 10	STRENGTH OF	OPP. STRENGTH	TEAM	ADJ.	CONF.	ADJ CONF.
Average RPI Loss:	111	RECORD	PCT. RANK	GAMES	SCHEDULE	OF SCHEDULE	RPI	RPI	RPI	RPI
DIV. I ONLY	9- 7	133	4- 6	298	249	239	239	14	14	
DIV. I NON-CONF.	8- 3	62	5- 2	327	268	206	206	16	16	
TOTALS	RPI 1-25	RPI 26-50	W-L RECORDS	RPI 51-100	RPI 101-150	RPI 150+				
9- 7	0- 0	0- 2	OVERALL	0- 0	0- 4	9- 1				
7- 4	0- 0	0- 1	HOME	0- 0	0- 3	7- 0				
2- 3	0- 0	0- 1	AWAY	0- 0	0- 1	2- 1				
0- 0	0- 0	0- 0	NEUTRAL	0- 0	0- 0	0- 0				
8- 3	0- 0	0- 2	NON-CONFERENCE	0- 0	0- 0	8- 1				
7- 1	0- 0	0- 1	HOME	0- 0	0- 0	7- 0				
1- 2	0- 0	0- 1	AWAY	0- 0	0- 0	1- 1				
0- 0	0- 0	0- 0	NEUTRAL	0- 0	0- 0	0- 0				
1- 4	0- 0	0- 0	CONFERENCE	0- 0	0- 4	1- 0				
0- 3	0- 0	0- 0	HOME	0- 0	0- 3	0- 0				
1- 1	0- 0	0- 0	AWAY	0- 0	0- 1	1- 0				
0- 0	0- 0	0- 0	NEUTRAL	0- 0	0- 0	0- 0				

RPI S	Opponent	Score	RPI S	Opponent	Score	RPI S	Opponent	Score	RPI S	Opponent	Score	Team's RPI: 239
39	H Toledo	43 46	48	A Florida	65 84				110	H James Madison	49 65	
									132	H Old Dominion	66 72	
									136	A Hofstra	63 64	
									143	H Northeastern	55 68	
									164	A UCF	64 50	
									167	A Belmont	62 85	
									257	H Mississippi Val.	76 60	
									269	H Florida A&M	77 58	
									279	H Morehead St.	61 47	
									292	A Towson	56 49	
									317	H Ga. Southern	73 48	
									331	H Kennesaw St.	63 42	
									333	H Western Caro.	64 45	
									338	H Jacksonville St.	79 50	
LAST 12 Division I GAMES:												
110	H James Madison	49 65	257	H Mississippi Val.	76 60							
143	H Northeastern	55 68	333	H Western Caro.	64 45							
292	A Towson	56 49	279	H Morehead St.	61 47							
136	A Hofstra	63 64	167	A Belmont	62 85							
132	H Old Dominion	66 72	331	H Kennesaw St.	63 42							
39	H Toledo	43 46	269	H Florida A&M	77 58							

Non-Div I Games:

Georgia St.

Average RPI Win:	168	WON-LOST	WINNING	LAST 10	STRENGTH OF	OPP. STRENGTH	TEAM	ADJ.	CONF.	ADJ CONF.
Average RPI Loss:	21	RECORD	PCT. RANK	GAMES	SCHEDULE	OF SCHEDULE	RPI	RPI	RPI	RPI
DIV. I ONLY	8- 10	192	5- 5	8	46	59	59	3	3	
DIV. I NON-CONF.	7- 4	103	4- 1	16	96	54	54	3	3	
TOTALS	RPI 1-25	RPI 26-50	W-L RECORDS	RPI 51-100	RPI 101-150	RPI 150+				
8- 10	0- 7	0- 3	OVERALL	3- 0	1- 0	4- 0				
4- 5	0- 4	0- 1	HOME	2- 0	0- 0	2- 0				
2- 4	0- 3	0- 1	AWAY	0- 0	1- 0	1- 0				
2- 1	0- 0	0- 1	NEUTRAL	1- 0	0- 0	1- 0				
7- 4	0- 3	0- 1	NON-CONFERENCE	3- 0	1- 0	3- 0				
4- 2	0- 2	0- 0	HOME	2- 0	0- 0	2- 0				
1- 1	0- 1	0- 0	AWAY	0- 0	1- 0	0- 0				
2- 1	0- 0	0- 1	NEUTRAL	1- 0	0- 0	1- 0				
1- 6	0- 4	0- 2	CONFERENCE	0- 0	0- 0	1- 0				
0- 3	0- 2	0- 1	HOME	0- 0	0- 0	0- 0				
1- 3	0- 2	0- 1	AWAY	0- 0	0- 0	1- 0				
0- 0	0- 0	0- 0	NEUTRAL	0- 0	0- 0	0- 0				

RPI 1-25				RPI 26-50				RPI 51-100				RPI 101+			
RPI	S	Opponent	Score	RPI	S	Opponent	Score	RPI	S	Opponent	Score	RPI	S	Opponent	Score
5	H	Tennessee	54 71	37	N	Syracuse	72 75	57	H	Marquette	76 72	125	A	FIU	65 63
7	H	Maryland	57 66	38	A	Miami (FL)	65 71	63	H	Washington	52 44	171	A	Clemson	81 59
11	A	Purdue	73 85	43	H	Virginia	51 62	75	N	Quinnipiac	74 57	192	N	Milwaukee	66 57
14	A	Duke	52 85									328	H	Alcorn	76 49
16	H	Florida St.	78 85									331	H	Kennesaw St.	80 51
19	A	North Carolina	58 79												
24	H	Georgia	50 60												
LAST 12 Division I GAMES:															
7	H	Maryland	57 66	125	A	FIU	65 63								
38	A	Miami (FL)	65 71	75	N	Quinnipiac	74 57								
19	A	North Carolina	58 79	63	H	Washington	52 44								
43	H	Virginia	51 62	328	H	Alcorn	76 49								
171	A	Clemson	81 59	14	A	Duke	52 85								
16	H	Florida St.	78 85	24	H	Georgia	50 60								

Non-Div I Games:

Georgia Tech

■ Loss, 
 ■ Non-Conf, S Site, 
 ■ Home 
 ■ Away 
 N Neutral

## Gonzaga

Through Games Of Sunday, January 20, 2013

Average RPI Win:	153	WON-LOST	WINNING	LAST 10	STRENGTH OF	OPP. STRENGTH	TEAM	ADJ.	CONF.	ADJ CONF.
Average RPI Loss:	58	RECORD	PCT. RANK	GAMES	SCHEDULE	OF SCHEDULE	RPI	RPI	RPI	RPI
DIV. I ONLY	15- 5	46	7- 3	66	62	50	50	7	7	
DIV. I NON-CONF.	10- 4	71	4- 2	115	55	79	79	7	7	
TOTALS	RPI 1-25	RPI 26-50	W-L RECORDS	RPI 51-100	RPI 101-150	RPI 150+				
15- 5	0- 1	0- 2	OVERALL	4- 1	4- 1	7- 0				
8- 3	0- 1	0- 0	HOME	3- 1	2- 1	3- 0				
5- 1	0- 0	0- 1	AWAY	0- 0	2- 0	3- 0				
2- 1	0- 0	0- 1	NEUTRAL	1- 0	0- 0	1- 0				
10- 4	0- 1	0- 1	NON-CONFERENCE	2- 1	2- 1	6- 0				
5- 3	0- 1	0- 0	HOME	1- 1	1- 1	3- 0				
3- 0	0- 0	0- 0	AWAY	0- 0	1- 0	2- 0				
2- 1	0- 0	0- 1	NEUTRAL	1- 0	0- 0	1- 0				
5- 1	0- 0	0- 1	CONFERENCE	2- 0	2- 0	1- 0				
3- 0	0- 0	0- 0	HOME	2- 0	1- 0	0- 0				
2- 1	0- 0	0- 1	AWAY	0- 0	1- 0	1- 0				
0- 0	0- 0	0- 0	NEUTRAL	0- 0	0- 0	0- 0				

RPI 1-25				RPI 26-50				Team's RPI: 50				RPI 51-100				RPI 101+			
RPI	S	Opponent	Score	RPI	S	Opponent	Score	RPI	S	Opponent	Score	RPI	S	Opponent	Score	RPI	S	Opponent	Score
1	H	Stanford	41 69	41	N	Louisville	42 55	69	H	Ohio St.	60 65	101	A	San Diego	62 50				
				46	A	St. Mary's (CA)	51 54	79	H	Wisconsin	62 53	101	H	San Diego	77 57				
								83	H	Santa Clara	79 50	109	A	Southern California	63 52				
								87	H	BYU	74 59	122	H	Eastern Wash.	65 50				
								99	N	Missouri St.	80 66	131	H	Washington St.	51 57				
												191	A	Portland St.	54 40				
												202	A	UC Riverside	60 53				
												204	H	Idaho	97 62				
												215	N	Winthrop	80 66				
												223	H	Monmouth	77 51				
												226	A	Portland	82 51				
												258	H	Cal St. Fullerton	83 44				
LAST 12 Division I GAMES:																			
				101	A	San Diego	62 50					131	H	Washington St.	51 57				
				87	H	BYU	74 59					204	H	Idaho	97 62				
				226	A	Portland	82 51					69	H	Ohio St.	60 65				
				46	A	St. Mary's (CA)	51 54					258	H	Cal St. Fullerton	83 44				
				83	H	Santa Clara	79 50					191	A	Portland St.	54 40				
				101	H	San Diego	77 57					122	H	Eastern Wash.	65 50				

Non-Div I Games:

Gonzaga

■ Loss, 
 ■ Non-Conf, S Site, 
 ■ Home 
 ■ Away 
 N Neutral

## Grambling

Average RPI Win: <b>259</b>				Through Games Of Sunday, January 20, 2013					
Average RPI Loss: <b>169</b>				WON-LOST	WINNING	LAST 10	STRENGTH OF	OPP. STRENGTH	TEAM
				RECORD	PCT. RANK	GAMES	SCHEDULE	OF SCHEDULE	RPI
DIV. I ONLY				2- 16	331	1- 9	240	204	324
DIV. I NON-CONF.				1- 10	323	1- 4	55	63	255
									31
									31
TOTALS				RPI 1-25	RPI 26-50	W-L RECORDS	RPI 51-100	RPI 101-150	RPI 150+
2- 16				0- 1	0- 2	OVERALL	0- 3	0- 2	2- 8
2- 3				0- 0	0- 0	HOME	0- 0	0- 0	2- 3
0- 12				0- 1	0- 2	AWAY	0- 3	0- 2	0- 4
0- 1				0- 0	0- 0	NEUTRAL	0- 0	0- 0	0- 1
1- 10				0- 1	0- 2	NON-CONFERENCE	0- 3	0- 2	1- 2
1- 1				0- 0	0- 0	HOME	0- 0	0- 0	1- 1
0- 8				0- 1	0- 2	AWAY	0- 3	0- 2	0- 0
0- 1				0- 0	0- 0	NEUTRAL	0- 0	0- 0	0- 1
1- 6				0- 0	0- 0	CONFERENCE	0- 0	0- 0	1- 6
1- 2				0- 0	0- 0	HOME	0- 0	0- 0	1- 2
0- 4				0- 0	0- 0	AWAY	0- 0	0- 0	0- 4
0- 0				0- 0	0- 0	NEUTRAL	0- 0	0- 0	0- 0

RPI 1-25				RPI 26-50				RPI 51-100				RPI 101+ Team's RPI: 324			
RPI	S	Opponent	Score	RPI	S	Opponent	Score	RPI	S	Opponent	Score	RPI	S	Opponent	Score
16	A	Florida St.	60 96	33	A	Kansas	47 101	71	A	LSU	59 90	116	A	Liberty	50 81
				49	A	Nebraska	39 84	77	A	Wichita St.	44 62	126	A	Memphis	42 92
								90	A	Fresno St.	52 64	158	N	Sam Houston St.	55 73
												212	A	Texas Southern	64 91
												237	H	Stephen F. Austin	64 63
												240	A	Prairie View	59 78
												244	H	Tulsa	62 75
												280	H	Southern U.	92 76
												286	A	Alabama A&M	56 78
												327	A	Alabama St.	60 68
												328	H	Alcorn	58 71
												330	H	Jackson St.	54 61
LAST 12 Division I GAMES:															
330	H	Jackson St.	54 61	286	A	Alabama A&M	56 78								
212	A	Texas Southern	64 91	49	A	Nebraska	39 84								
240	A	Prairie View	59 78	244	H	Tulsa	62 75								
328	H	Alcorn	58 71	71	A	LSU	59 90								
280	H	Southern U.	92 76	16	A	Florida St.	60 96								
327	A	Alabama St.	60 68	237	H	Stephen F. Austin	64 63								

Non-Div I Games:

Grambling

■ Loss, 
 ■ Non-Conf, S Site, 
 ■ Home 
 ■ Away 
 N Neutral

Average RPI Win: <b>112</b>	WON-LOST	WINNING	LAST 10	STRENGTH OF	OPP. STRENGTH	TEAM	ADJ.	CONF.	ADJ CONF.
Average RPI Loss: <b>81</b>	RECORD	PCT. RANK	GAMES	SCHEDULE	OF SCHEDULE	RPI	RPI	RPI	RPI
DIV. I ONLY	13- 2	19	9- 1	63	30	18	18	12	12
DIV. I NON-CONF.	9- 2	34	6- 1	67	9	17	17	11	11
TOTALS	RPI 1-25	RPI 26-50	W-L RECORDS	RPI 51-100	RPI 101-150	RPI 150+			
13- 2	0- 0	0- 0	OVERALL	7- 1	3- 1	3- 0			
6- 0	0- 0	0- 0	HOME	2- 0	2- 0	2- 0			
5- 1	0- 0	0- 0	AWAY	3- 1	1- 0	1- 0			
2- 1	0- 0	0- 0	NEUTRAL	2- 0	0- 1	0- 0			
9- 2	0- 0	0- 0	NON-CONFERENCE	6- 1	1- 1	2- 0			
4- 0	0- 0	0- 0	HOME	2- 0	0- 0	2- 0			
3- 1	0- 0	0- 0	AWAY	2- 1	1- 0	0- 0			
2- 1	0- 0	0- 0	NEUTRAL	2- 0	0- 1	0- 0			
4- 0	0- 0	0- 0	CONFERENCE	1- 0	2- 0	1- 0			
2- 0	0- 0	0- 0	HOME	0- 0	2- 0	0- 0			
2- 0	0- 0	0- 0	AWAY	1- 0	0- 0	1- 0			
0- 0	0- 0	0- 0	NEUTRAL	0- 0	0- 0	0- 0			

RPI 1-25				Team's RPI: 18		RPI 26-50				RPI 51-100				RPI 101+			
RPI	S	Opponent	Score	RPI	S	Opponent	Score	RPI	S	Opponent	Score	RPI	S	Opponent	Score		
								52	A	Central Mich.	50 54	106	A	UNI	54 53		
								52	H	Central Mich.	75 48	110	N	James Madison	86 89		
								57	A	Marquette	55 46	112	H	Detroit	62 31		
								70	N	Missouri	55 33	138	H	Wright St.	71 44		
								73	N	Richmond	79 48	166	A	Cleveland St.	52 49		
								74	A	Youngstown St.	59 41	183	H	St. Bonaventure	61 42		
								77	A	Wichita St.	63 42	266	H	North Dakota St.	72 37		
								79	H	Wisconsin	53 38						
LAST 12 Division I GAMES:																	
				74	A	Youngstown St.	59 41	79	H	Wisconsin	53 38						
				166	A	Cleveland St.	52 49	266	H	North Dakota St.	72 37						
				138	H	Wright St.	71 44	57	A	Marquette	55 46						
				112	H	Detroit	62 31	52	A	Central Mich.	50 54						
				183	H	St. Bonaventure	61 42	73	N	Richmond	79 48						
				77	A	Wichita St.	63 42	70	N	Missouri	55 33						

Non-Div I Games: Indianapolis 64 52

Green Bay

■ Loss, 
 ■ Non-Conf, S Site, 
 ■ Home 
 ■ Away 
 N Neutral

Average RPI Win:	211	WON-LOST	WINNING	LAST 10	STRENGTH OF	OPP. STRENGTH	TEAM	ADJ.	CONF.	ADJ CONF.
Average RPI Loss:	87	RECORD	PCT. RANK	GAMES	SCHEDULE	OF SCHEDULE	RPI	RPI	RPI	RPI
DIV. I ONLY	13- 5	54	8- 2	228	115	89	89	30	30	
DIV. I NON-CONF.	9- 5	98	5- 3	226	72	110	110	30	30	
TOTALS	RPI 1-25	RPI 26-50	W-L RECORDS	RPI 51-100	RPI 101-150	RPI 150+				
13- 5	0- 1	0- 1	OVERALL	1- 2	4- 0	8- 1				
4- 0	0- 0	0- 0	HOME	1- 0	1- 0	2- 0				
8- 1	0- 0	0- 0	AWAY	0- 1	3- 0	5- 0				
1- 4	0- 1	0- 1	NEUTRAL	0- 1	0- 0	1- 1				
9- 5	0- 1	0- 1	NON-CONFERENCE	1- 2	2- 0	6- 1				
3- 0	0- 0	0- 0	HOME	1- 0	1- 0	1- 0				
5- 1	0- 0	0- 0	AWAY	0- 1	1- 0	4- 0				
1- 4	0- 1	0- 1	NEUTRAL	0- 1	0- 0	1- 1				
4- 0	0- 0	0- 0	CONFERENCE	0- 0	2- 0	2- 0				
1- 0	0- 0	0- 0	HOME	0- 0	0- 0	1- 0				
3- 0	0- 0	0- 0	AWAY	0- 0	2- 0	1- 0				
0- 0	0- 0	0- 0	NEUTRAL	0- 0	0- 0	0- 0				

RPI 1-25				RPI 26-50				RPI 51-100				Team's RPI: 89	RPI 101+			
RPI	S	Opponent	Score	RPI	S	Opponent	Score	RPI	S	Opponent	Score		RPI	S	Opponent	Score
17	N	South Carolina	34 45	27	N	DePaul	67 68	65	N	FGCU	59 70		108	H	Boston College	60 57
								71	H	LSU	67 58		117	A	American	61 58
								86	A	Virginia Tech	45 55		127	A	Howard	52 50
													129	A	South Carolina St.	59 46
													168	N	Evansville	64 45
													197	A	Southern Miss.	78 41
													233	A	Mississippi St.	56 48
													240	N	Prairie View	42 49
													300	H	Morgan St.	66 60
													303	A	Savannah St.	70 40
													316	A	UMBC	81 36
													335	H	Chicago St.	87 35
													341	A	Saint Peter's	62 40
LAST 12 Division I GAMES:																
300	H	Morgan St.	66 60	168	N	Evansville	64 45	240	N	Prairie View	42 49	316	A	UMBC	81 36	
127	A	Howard	52 50	303	A	Savannah St.	70 40	129	A	South Carolina St.	59 46	65	N	FGCU	59 70	
117	A	American	61 58													
108	H	Boston College	60 57													
86	A	Virginia Tech	45 55													
341	A	Saint Peter's	62 40													

Non-Div I Games:

Hampton

■ Loss, 
■ Non-Conf, S Site, 
■ Home 
■ Away 
N Neutral



Average RPI Win:	210	WON-LOST	WINNING	LAST 10	STRENGTH OF	OPP. STRENGTH	TEAM	ADJ.	CONF.	ADJ CONF.
Average RPI Loss:	84	RECORD	PCT. RANK	GAMES	SCHEDULE	OF SCHEDULE	RPI	RPI	RPI	RPI
DIV. I ONLY	12- 7	96	5- 5	121	111	95	95	23	23	
DIV. I NON-CONF.	9- 4	76	3- 3	95	26	58	58	25	25	
TOTALS	RPI 1-25	RPI 26-50	W-L RECORDS	RPI 51-100	RPI 101-150	RPI 150+				
12- 7	0- 2	1- 1	OVERALL	2- 2	0- 1	9- 1				
7- 3	0- 1	1- 0	HOME	2- 2	0- 0	4- 0				
4- 4	0- 1	0- 1	AWAY	0- 0	0- 1	4- 1				
1- 0	0- 0	0- 0	NEUTRAL	0- 0	0- 0	1- 0				
9- 4	0- 2	1- 1	NON-CONFERENCE	2- 1	0- 0	6- 0				
5- 2	0- 1	1- 0	HOME	2- 1	0- 0	2- 0				
3- 2	0- 1	0- 1	AWAY	0- 0	0- 0	3- 0				
1- 0	0- 0	0- 0	NEUTRAL	0- 0	0- 0	1- 0				
3- 3	0- 0	0- 0	CONFERENCE	0- 1	0- 1	3- 1				
2- 1	0- 0	0- 0	HOME	0- 1	0- 0	2- 0				
1- 2	0- 0	0- 0	AWAY	0- 0	0- 1	1- 1				
0- 0	0- 0	0- 0	NEUTRAL	0- 0	0- 0	0- 0				

RPI 1-25				RPI 26-50				RPI 51-100 Team's RPI: 95				RPI 101+			
RPI	S	Opponent	Score	RPI	S	Opponent	Score	RPI	S	Opponent	Score	RPI	S	Opponent	Score
3	H	Connecticut	45 102	30	A	Vanderbilt	45 67	51	H	Boston U.	39 45	133	A	Albany (NY)	48 55
7	A	Maryland	40 72	40	H	Marist	64 53	55	H	St. John's (NY)	54 66	172	H	Stony Brook	59 43
								73	H	Richmond	59 54	216	H	Loyola Maryland	64 50
								75	H	Quinnipiac	67 61	219	H	Providence	66 39
												228	A	Dartmouth	67 52
												243	A	Central Conn. St.	76 62
												282	A	Massachusetts	71 65
												306	A	Binghamton	44 46
												316	H	UMBC	51 44
												322	N	UMES	53 38
												329	A	Maine	52 37
LAST 12 Division I GAMES:															
133	A	Albany (NY)	48 55	7	A	Maryland	40 72	322	N	UMES	53 38				
316	H	UMBC	51 44	3	H	Connecticut	45 102	75	H	Quinnipiac	67 61				
172	H	Stony Brook	59 43	228	A	Dartmouth	67 52	30	A	Vanderbilt	45 67				
329	A	Maine	52 37												
51	H	Boston U.	39 45												
306	A	Binghamton	44 46												

Non-Div I Games:

Hartford

■ Loss, 
■ Non-Conf, S Site, 
■ Home 
■ Away 
N Neutral

Average RPI Win:	211	WON-LOST	WINNING	LAST 10	STRENGTH OF	OPP. STRENGTH	TEAM	ADJ.	CONF.	ADJ CONF.
Average RPI Loss:	91	RECORD	PCT. RANK	GAMES	SCHEDULE	OF SCHEDULE	RPI	RPI	RPI	RPI
DIV. I ONLY	10- 5	75	7- 3	189	88	84	84	18	18	
DIV. I NON-CONF.	9- 5	98	7- 4	157	99	81	81	18	18	
TOTALS	RPI 1-25	RPI 26-50	W-L RECORDS	RPI 51-100	RPI 101-150	RPI 150+				
10- 5	0- 1	0- 1	OVERALL	1- 2	1- 0	8- 1				
5- 0	0- 0	0- 0	HOME	1- 0	0- 0	4- 0				
5- 3	0- 1	0- 0	AWAY	0- 1	1- 0	4- 1				
0- 2	0- 0	0- 1	NEUTRAL	0- 1	0- 0	0- 0				
9- 5	0- 1	0- 1	NON-CONFERENCE	1- 2	1- 0	7- 1				
4- 0	0- 0	0- 0	HOME	1- 0	0- 0	3- 0				
5- 3	0- 1	0- 0	AWAY	0- 1	1- 0	4- 1				
0- 2	0- 0	0- 1	NEUTRAL	0- 1	0- 0	0- 0				
1- 0	0- 0	0- 0	CONFERENCE	0- 0	0- 0	1- 0				
1- 0	0- 0	0- 0	HOME	0- 0	0- 0	1- 0				
0- 0	0- 0	0- 0	AWAY	0- 0	0- 0	0- 0				
0- 0	0- 0	0- 0	NEUTRAL	0- 0	0- 0	0- 0				

RPI 1-25				RPI 26-50				RPI 51-100				Team's RPI: 84	RPI 101+			
RPI	S	Opponent	Score	RPI	S	Opponent	Score	RPI	S	Opponent	Score		RPI	S	Opponent	Score
22	A	Michigan	61 72	34	N	Oklahoma St.	62 92	51	A	Boston U.	61 68		136	A	Hofstra	70 67
								80	N	SMU	73 88		201	A	Eastern Mich.	67 63
								87	H	BYU	71 65		203	A	North Dakota	65 52
													214	A	Holy Cross	80 62
													219	H	Providence	73 59
													228	H	Dartmouth	88 66
													250	H	New Hampshire	63 44
													266	A	North Dakota St.	72 81
													282	H	Massachusetts	85 59
													285	A	Rhode Island	63 56
LAST 12 Division I GAMES:																
228	H	Dartmouth	88 66	219	H	Providence	73 59									
285	A	Rhode Island	63 56	136	A	Hofstra	70 67									
282	H	Massachusetts	85 59	250	H	New Hampshire	63 44									
80	N	SMU	73 88	201	A	Eastern Mich.	67 63									
34	N	Oklahoma St.	62 92	22	A	Michigan	61 72									
51	A	Boston U.	61 68	214	A	Holy Cross	80 62									

Non-Div I Games:

Harvard

Average RPI Win: <b>223</b>	WON-LOST	WINNING	LAST 10	STRENGTH OF	OPP. STRENGTH	TEAM	ADJ.	CONF.	ADJ CONF.
Average RPI Loss: <b>89</b>	RECORD	PCT. RANK	GAMES	SCHEDULE	OF SCHEDULE	RPI	RPI	RPI	RPI
DIV. I ONLY	8- 9	180	6- 4	96	57	160	160	11	11
DIV. I NON-CONF.	4- 7	230	2- 4	85	15	214	214	10	10
TOTALS	RPI 1-25	RPI 26-50	W-L RECORDS	RPI 51-100	RPI 101-150	RPI 150+			
8- 9	0- 3	0- 1	OVERALL	0- 1	2- 2	6- 2			
6- 6	0- 2	0- 1	HOME	0- 1	2- 2	4- 0			
2- 3	0- 1	0- 0	AWAY	0- 0	0- 0	2- 2			
0- 0	0- 0	0- 0	NEUTRAL	0- 0	0- 0	0- 0			
4- 7	0- 2	0- 1	NON-CONFERENCE	0- 1	1- 2	3- 1			
4- 6	0- 2	0- 1	HOME	0- 1	1- 2	3- 0			
0- 1	0- 0	0- 0	AWAY	0- 0	0- 0	0- 1			
0- 0	0- 0	0- 0	NEUTRAL	0- 0	0- 0	0- 0			
4- 2	0- 1	0- 0	CONFERENCE	0- 0	1- 0	3- 1			
2- 0	0- 0	0- 0	HOME	0- 0	1- 0	1- 0			
2- 2	0- 1	0- 0	AWAY	0- 0	0- 0	2- 1			
0- 0	0- 0	0- 0	NEUTRAL	0- 0	0- 0	0- 0			

RPI 1-25				RPI 26-50				RPI 51-100				RPI 101+ Team's RPI: 160			
RPI	S	Opponent	Score	RPI	S	Opponent	Score	RPI	S	Opponent	Score	RPI	S	Opponent	Score
1	H	Stanford	42 <b>69</b>	26	H	Oklahoma	49 <b>74</b>	78	H	Arkansas	68 <b>83</b>	118	H	Utah	61 <b>62</b>
2	H	Baylor	42 <b>77</b>									120	H	Alabama	43 <b>44</b>
23	A	Pacific	61 <b>71</b>									142	H	Long Beach St.	65 57
												148	H	UT Martin	73 69
												178	A	San Francisco	52 <b>65</b>
												187	H	Cincinnati	65 63
												194	A	UC Davis	71 63
												202	A	UC Riverside	65 50
												258	A	Cal St. Fullerton	74 <b>83</b>
												290	H	Oregon	85 73
												293	H	UC Irvine	56 46
												326	H	LIU Brooklyn	52 33
LAST 12 Division I GAMES:															
194	A	UC Davis	71 63	120	H	Alabama	43 <b>44</b>								
23	A	Pacific	61 <b>71</b>	187	H	Cincinnati	65 63								
142	H	Long Beach St.	65 57	326	H	LIU Brooklyn	52 33								
293	H	UC Irvine	56 46	118	H	Utah	61 <b>62</b>								
202	A	UC Riverside	65 50	26	H	Oklahoma	49 <b>74</b>								
258	A	Cal St. Fullerton	74 <b>83</b>	78	H	Arkansas	68 <b>83</b>								

Non-Div I Games:

Hawaii

Average RPI Win:	250	WON-LOST	WINNING	LAST 10	STRENGTH OF	OPP. STRENGTH	TEAM	ADJ.	CONF.	ADJ CONF.
Average RPI Loss:	147	RECORD	PCT. RANK	GAMES	SCHEDULE	OF SCHEDULE	RPI	RPI	RPI	RPI
DIV. I ONLY	10- 7	117	7- 3	258	266	137	137	29	29	
DIV. I NON-CONF.	5- 5	161	4- 1	176	156	125	125	29	29	
TOTALS	RPI 1-25	RPI 26-50	W-L RECORDS	RPI 51-100	RPI 101-150	RPI 150+				
10- 7	0- 1	0- 0	OVERALL	0- 1	1- 1	9- 4				
3- 1	0- 0	0- 0	HOME	0- 0	0- 1	3- 0				
6- 6	0- 1	0- 0	AWAY	0- 1	1- 0	5- 4				
1- 0	0- 0	0- 0	NEUTRAL	0- 0	0- 0	1- 0				
5- 5	0- 1	0- 0	NON-CONFERENCE	0- 1	0- 1	5- 2				
1- 1	0- 0	0- 0	HOME	0- 0	0- 1	1- 0				
3- 4	0- 1	0- 0	AWAY	0- 1	0- 0	3- 2				
1- 0	0- 0	0- 0	NEUTRAL	0- 0	0- 0	1- 0				
5- 2	0- 0	0- 0	CONFERENCE	0- 0	1- 0	4- 2				
2- 0	0- 0	0- 0	HOME	0- 0	0- 0	2- 0				
3- 2	0- 0	0- 0	AWAY	0- 0	1- 0	2- 2				
0- 0	0- 0	0- 0	NEUTRAL	0- 0	0- 0	0- 0				

RPI 1-25				RPI 26-50				RPI 51-100				RPI 101+ Team's RPI: 137			
RPI	S	Opponent	Score	RPI	S	Opponent	Score	RPI	S	Opponent	Score	RPI	S	Opponent	Score
9	A	Kentucky	46 80					97	A	Davidson	42 59	115	H	UAB	53 58
												116	A	Liberty	71 63
												157	A	Mercer	62 57
												181	A	Xavier	48 77
												185	A	Campbell	76 79
												200	H	East Tenn. St.	85 76
												215	A	Winthrop	61 78
												220	A	Navy	63 47
												223	N	Monmouth	81 74
												224	A	Furman	62 64
												291	A	USC Upstate	77 67
												310	A	Coastal Caro.	70 54
												320	H	Charleston So.	71 54
												323	H	Gardner-Webb	64 42
												337	A	UNC Asheville	58 57
LAST 12 Division I GAMES:															
116	A	Liberty	71 63	157	A	Mercer	62 57								
185	A	Campbell	76 79	215	A	Winthrop	61 78								
310	A	Coastal Caro.	70 54	291	A	USC Upstate	77 67								
323	H	Gardner-Webb	64 42	97	A	Davidson	42 59								
320	H	Charleston So.	71 54	220	A	Navy	63 47								
337	A	UNC Asheville	58 57	223	N	Monmouth	81 74								

Non-Div I Games: Bluefield Col. 79 44

High Point

Average RPI Win:	218	WON-LOST	WINNING	LAST 10	STRENGTH OF	OPP. STRENGTH	TEAM	ADJ.	CONF.	ADJ CONF.
Average RPI Loss:	66	RECORD	PCT. RANK	GAMES	SCHEDULE	OF SCHEDULE	RPI	RPI	RPI	RPI
DIV. I ONLY	8- 8	164	7- 3	97	104	136	136	14	14	
DIV. I NON-CONF.	4- 7	230	3- 4	108	28	193	193	16	16	
TOTALS	RPI 1-25	RPI 26-50	W-L RECORDS	RPI 51-100	RPI 101-150	RPI 150+				
8- 8	0- 1	0- 2	OVERALL	0- 4	3- 1	5- 0				
6- 2	0- 0	0- 1	HOME	0- 1	2- 0	4- 0				
1- 5	0- 1	0- 1	AWAY	0- 3	0- 0	1- 0				
1- 1	0- 0	0- 0	NEUTRAL	0- 0	1- 1	0- 0				
4- 7	0- 1	0- 2	NON-CONFERENCE	0- 3	2- 1	2- 0				
3- 2	0- 0	0- 1	HOME	0- 1	1- 0	2- 0				
0- 4	0- 1	0- 1	AWAY	0- 2	0- 0	0- 0				
1- 1	0- 0	0- 0	NEUTRAL	0- 0	1- 1	0- 0				
4- 1	0- 0	0- 0	CONFERENCE	0- 1	1- 0	3- 0				
3- 0	0- 0	0- 0	HOME	0- 0	1- 0	2- 0				
1- 1	0- 0	0- 0	AWAY	0- 1	0- 0	1- 0				
0- 0	0- 0	0- 0	NEUTRAL	0- 0	0- 0	0- 0				

RPI 1-25				RPI 26-50				RPI 51-100				RPI 101+ Team's RPI: 136			
RPI	S	Opponent	Score	RPI	S	Opponent	Score	RPI	S	Opponent	Score	RPI	S	Opponent	Score
20	A	Princeton	54 84	40	A	Marist	70 85	55	A	St. John's (NY)	47 73	105	H	Northwestern	63 54
				44	H	Saint Joseph's	55 71	68	A	Auburn	58 68	113	N	Stetson	77 75
								84	H	Harvard	67 70	121	N	Texas	52 72
								98	A	Drexel	53 59	132	H	Old Dominion	83 72
												229	A	George Mason	67 53
												239	H	Georgia St.	64 63
												267	H	Ole Miss	72 63
												321	H	William & Mary	56 53
												340	H	Norfolk St.	82 47
LAST 12 Division I GAMES:															
132	H	Old Dominion	83 72	105	H	Northwestern	63 54	267	H	Ole Miss	72 63	68	A	Auburn	58 68
98	A	Drexel	53 59	20	A	Princeton	54 84	84	H	Harvard	67 70	40	A	Marist	70 85
229	A	George Mason	67 53												
239	H	Georgia St.	64 63												
321	H	William & Mary	56 53												
340	H	Norfolk St.	82 47												

Non-Div I Games:

Hofstra

## Holy Cross

Through Games Of Sunday, January 20, 2013

Average RPI Win:	267	WON-LOST	WINNING	LAST 10	STRENGTH OF	OPP. STRENGTH	TEAM	ADJ.	CONF.	ADJ CONF.
Average RPI Loss:	134	RECORD	PCT. RANK	GAMES	SCHEDULE	OF SCHEDULE	RPI	RPI	RPI	RPI
DIV. I ONLY	8- 10	192	4- 6	196	265	214	214	17	17	
DIV. I NON-CONF.	8- 7	159	5- 4	227	257	177	177	19	19	
TOTALS	RPI 1-25	RPI 26-50	W-L RECORDS	RPI 51-100	RPI 101-150	RPI 150+				
8- 10	0- 0	0- 1	OVERALL	0- 3	0- 3	8- 3				
3- 5	0- 0	0- 0	HOME	0- 1	0- 1	3- 3				
5- 5	0- 0	0- 1	AWAY	0- 2	0- 2	5- 0				
0- 0	0- 0	0- 0	NEUTRAL	0- 0	0- 0	0- 0				
8- 7	0- 0	0- 1	NON-CONFERENCE	0- 3	0- 2	8- 1				
3- 3	0- 0	0- 0	HOME	0- 1	0- 1	3- 1				
5- 4	0- 0	0- 1	AWAY	0- 2	0- 1	5- 0				
0- 0	0- 0	0- 0	NEUTRAL	0- 0	0- 0	0- 0				
0- 3	0- 0	0- 0	CONFERENCE	0- 0	0- 1	0- 2				
0- 2	0- 0	0- 0	HOME	0- 0	0- 0	0- 2				
0- 1	0- 0	0- 0	AWAY	0- 0	0- 1	0- 0				
0- 0	0- 0	0- 0	NEUTRAL	0- 0	0- 0	0- 0				

RPI S	Opponent	Score	RPI S	Opponent	Score	RPI S	Opponent	Score	RPI S	Opponent	Score	Team's RPI: 214
48	A Florida	50 81	75	A Quinnipiac	49 61	108	H Boston College	52 71				
			84	H Harvard	62 80	117	A American	62 67				
			92	A Fordham	60 67	143	A Northeastern	48 70				
						189	H Yale	87 71				
						199	H Lehigh	65 67				
						220	H Navy	47 60				
						228	A Dartmouth	64 52				
						243	H Central Conn. St.	57 56				
						250	H New Hampshire	65 68				
						254	H Brown	83 66				
						282	A Massachusetts	63 59				
						308	A Manhattan	60 52				
						312	A Bryant	68 66				
						318	A Bethune-Cookman	63 54				
LAST 12 Division I GAMES:												
117	A American	62 67	318	A Bethune-Cookman	63 54							
220	H Navy	47 60	48	A Florida	50 81							
199	H Lehigh	65 67	312	A Bryant	68 66							
254	H Brown	83 66	75	A Quinnipiac	49 61							
92	A Fordham	60 67	143	A Northeastern	48 70							
228	A Dartmouth	64 52	308	A Manhattan	60 52							

Non-Div I Games:

Holy Cross

■ Loss, 
 ■ Non-Conf, 
 ■ S Site, 
 ■ H Home 
 ■ A Away 
 N Neutral

Average RPI Win:	229	WON-LOST	WINNING	LAST 10	STRENGTH OF	OPP. STRENGTH	TEAM	ADJ.	CONF.	ADJ CONF.
Average RPI Loss:	135	RECORD	PCT. RANK	GAMES	SCHEDULE	OF SCHEDULE	RPI	RPI	RPI	RPI
DIV. I ONLY	8- 8	164	6- 4	165	156	180	180	10	10	
DIV. I NON-CONF.	6- 7	181	6- 3	215	146	229	229	12	12	
TOTALS	RPI 1-25	RPI 26-50	W-L RECORDS	RPI 51-100	RPI 101-150	RPI 150+				
8- 8	0- 0	0- 2	OVERALL	0- 0	2- 3	6- 3				
7- 2	0- 0	0- 1	HOME	0- 0	2- 1	5- 0				
1- 6	0- 0	0- 1	AWAY	0- 0	0- 2	1- 3				
0- 0	0- 0	0- 0	NEUTRAL	0- 0	0- 0	0- 0				
6- 7	0- 0	0- 2	NON-CONFERENCE	0- 0	1- 2	5- 3				
6- 2	0- 0	0- 1	HOME	0- 0	1- 1	5- 0				
0- 5	0- 0	0- 1	AWAY	0- 0	0- 1	0- 3				
0- 0	0- 0	0- 0	NEUTRAL	0- 0	0- 0	0- 0				
2- 1	0- 0	0- 0	CONFERENCE	0- 0	1- 1	1- 0				
1- 0	0- 0	0- 0	HOME	0- 0	1- 0	0- 0				
1- 1	0- 0	0- 0	AWAY	0- 0	0- 1	1- 0				
0- 0	0- 0	0- 0	NEUTRAL	0- 0	0- 0	0- 0				

RPI S	Opponent	Score	RPI S	Opponent	Score	RPI S	Opponent	Score	RPI S	Opponent	Score	Team's RPI: 180
			32	H Creighton	54 75				115	A UAB	46 54	
			36	A Texas Tech	56 86				120	H Alabama	74 83	
									126	H Memphis	77 74	
									141	H New Mexico	77 62	
									144	A TCU	51 60	
									189	A Yale	82 84	
									211	A McNeese St.	72 76	
									222	H Southeast Mo. St.	61 44	
									233	A Mississippi St.	66 72	
									256	H Texas St.	74 61	
									262	H UTSA	55 42	
									271	A Marshall	71 63	
									275	H Northwestern St.	67 51	
									278	H Delaware St.	71 58	
LAST 12 Division I GAMES:												
			271	A Marshall	71 63				32	H Creighton	54 75	
			115	A UAB	46 54				144	A TCU	51 60	
			126	H Memphis	77 74				141	H New Mexico	77 62	
			278	H Delaware St.	71 58				262	H UTSA	55 42	
			36	A Texas Tech	56 86				275	H Northwestern St.	67 51	
			256	H Texas St.	74 61				222	H Southeast Mo. St.	61 44	

Non-Div I Games:

Houston

■ Loss, 
 ■ Non-Conf, S Site, 
 ■ Home 
 ■ Away 
 N Neutral

## Houston Baptist

Through Games Of Sunday, January 20, 2013

Average RPI Win:	345	WON-LOST	WINNING	LAST 10	STRENGTH OF	OPP. STRENGTH	TEAM	ADJ.	CONF.	ADJ CONF.
Average RPI Loss:	216	RECORD	PCT. RANK	GAMES	SCHEDULE	OF SCHEDULE	RPI	RPI	RPI	RPI
DIV. I ONLY	1- 15	335	1- 8	330	317	344	344	33	33	
DIV. I NON-CONF.	1- 14	334	1- 9	325	315	343	343	33	33	
TOTALS	RPI 1-25	RPI 26-50	W-L RECORDS	RPI 51-100	RPI 101-150	RPI 150+				
1- 15	0- 0	0- 0	OVERALL	0- 1	0- 3	1- 11				
0- 8	0- 0	0- 0	HOME	0- 0	0- 1	0- 7				
1- 6	0- 0	0- 0	AWAY	0- 1	0- 2	1- 3				
0- 1	0- 0	0- 0	NEUTRAL	0- 0	0- 0	0- 1				
1- 14	0- 0	0- 0	NON-CONFERENCE	0- 1	0- 3	1- 10				
0- 8	0- 0	0- 0	HOME	0- 0	0- 1	0- 7				
1- 5	0- 0	0- 0	AWAY	0- 1	0- 2	1- 2				
0- 1	0- 0	0- 0	NEUTRAL	0- 0	0- 0	0- 1				
0- 1	0- 0	0- 0	CONFERENCE	0- 0	0- 0	0- 1				
0- 0	0- 0	0- 0	HOME	0- 0	0- 0	0- 0				
0- 1	0- 0	0- 0	AWAY	0- 0	0- 0	0- 1				
0- 0	0- 0	0- 0	NEUTRAL	0- 0	0- 0	0- 0				

RPI 1-25				RPI 26-50				RPI 51-100				RPI 101+				Team's RPI: 344	
RPI	S	Opponent	Score	RPI	S	Opponent	Score	RPI	S	Opponent	Score	RPI	S	Opponent	Score		
								58	A	UTEP	58	67	118	A	Utah	33	71
													128	H	Lamar	52	68
													141	A	New Mexico	46	63
													158	H	Sam Houston St.	58	75
													163	H	South Ala.	53	83
													194	H	UC Davis	64	77
													238	A	Southern Utah	58	79
													270	A	Vermont	48	59
													278	H	Delaware St.	83	84
													285	N	Rhode Island	36	59
													289	H	CSU Bakersfield	75	88
													294	H	Texas-Arlington	71	77
													302	A	Tex.-Pan American	45	71
													330	H	Jackson St.	57	65
													345	A	New Orleans	60	45
LAST 12 Division I GAMES:																	
				302	A	Tex.-Pan American	45	71		238	A	Southern Utah	58	79			
				289	H	CSU Bakersfield	75	88		118	A	Utah	33	71			
				345	A	New Orleans	60	45		285	N	Rhode Island	36	59			
				278	H	Delaware St.	83	84		270	A	Vermont	48	59			
				158	H	Sam Houston St.	58	75		294	H	Texas-Arlington	71	77			
				128	H	Lamar	52	68		194	H	UC Davis	64	77			

Non-Div I Games: St. Thomas (TX) 63 60 Huston-Tillotson 88 51 Schreiner 73 46

Houston Baptist

Loss, Non-Conf, S Site, H Home A Away N Neutral



Average RPI Win:	224	WON-LOST	WINNING	LAST 10	STRENGTH OF	OPP. STRENGTH	TEAM	ADJ.	CONF.	ADJ CONF.
Average RPI Loss:	87	RECORD	PCT. RANK	GAMES	SCHEDULE	OF SCHEDULE	RPI	RPI	RPI	RPI
DIV. I ONLY	8- 7	154	7- 3	201	79	127	127	30	30	
DIV. I NON-CONF.	4- 6	217	4- 2	145	10	137	137	30	30	
TOTALS	RPI 1-25	RPI 26-50	W-L RECORDS	RPI 51-100	RPI 101-150	RPI 150+				
8- 7	0- 1	0- 1	OVERALL	0- 2	1- 2	7- 1				
4- 1	0- 0	0- 0	HOME	0- 1	1- 0	3- 0				
4- 6	0- 1	0- 1	AWAY	0- 1	0- 2	4- 1				
0- 0	0- 0	0- 0	NEUTRAL	0- 0	0- 0	0- 0				
4- 6	0- 1	0- 1	NON-CONFERENCE	0- 1	1- 2	3- 1				
3- 0	0- 0	0- 0	HOME	0- 0	1- 0	2- 0				
1- 6	0- 1	0- 1	AWAY	0- 1	0- 2	1- 1				
0- 0	0- 0	0- 0	NEUTRAL	0- 0	0- 0	0- 0				
4- 1	0- 0	0- 0	CONFERENCE	0- 1	0- 0	4- 0				
1- 1	0- 0	0- 0	HOME	0- 1	0- 0	1- 0				
3- 0	0- 0	0- 0	AWAY	0- 0	0- 0	3- 0				
0- 0	0- 0	0- 0	NEUTRAL	0- 0	0- 0	0- 0				

RPI 1-25				RPI 26-50				RPI 51-100				RPI 101+ Team's RPI: 127			
RPI	S	Opponent	Score	RPI	S	Opponent	Score	RPI	S	Opponent	Score	RPI	S	Opponent	Score
8	A	Penn St.	61 72	27	A	DePaul	51 68	69	A	Ohio St.	50 67	102	A	Saint Francis (PA)	61 69
								89	H	Hampton	50 52	103	H	Temple	61 58
												105	A	Northwestern	45 61
												174	A	N.C. A&T	44 42
												190	H	Mt. St. Mary's	77 52
												206	A	Pepperdine	55 51
												209	A	George Washington	60 61
												216	H	Loyola Maryland	40 37
												278	A	Delaware St.	54 40
												283	A	Coppin St.	67 54
												340	H	Norfolk St.	56 45
LAST 12 Division I GAMES:															
174	A	N.C. A&T	44 42	206	A	Pepperdine	55 51								
340	H	Norfolk St.	56 45	209	A	George Washington	60 61								
89	H	Hampton	50 52	278	A	Delaware St.	54 40								
283	A	Coppin St.	67 54	216	H	Loyola Maryland	40 37								
103	H	Temple	61 58	190	H	Mt. St. Mary's	77 52								
69	A	Ohio St.	50 67	105	A	Northwestern	45 61								

Non-Div I Games: Bowie St. 60 38

Howard

Average RPI Win:	257	WON-LOST	WINNING	LAST 10	STRENGTH OF	OPP. STRENGTH	TEAM	ADJ.	CONF.	ADJ CONF.
Average RPI Loss:	172	RECORD	PCT. RANK	GAMES	SCHEDULE	OF SCHEDULE	RPI	RPI	RPI	RPI
DIV. I ONLY	4- 13	305	2- 7	211	238	305	305	20	20	
DIV. I NON-CONF.	2- 9	308	0- 5	219	250	305	305	20	20	
TOTALS	RPI 1-25	RPI 26-50	W-L RECORDS	RPI 51-100	RPI 101-150	RPI 150+				
4- 13	0- 1	0- 1	OVERALL	0- 1	0- 3	4- 7				
3- 6	0- 1	0- 0	HOME	0- 1	0- 2	3- 2				
1- 7	0- 0	0- 1	AWAY	0- 0	0- 1	1- 5				
0- 0	0- 0	0- 0	NEUTRAL	0- 0	0- 0	0- 0				
2- 9	0- 1	0- 1	NON-CONFERENCE	0- 0	0- 2	2- 5				
1- 4	0- 1	0- 0	HOME	0- 0	0- 1	1- 2				
1- 5	0- 0	0- 1	AWAY	0- 0	0- 1	1- 3				
0- 0	0- 0	0- 0	NEUTRAL	0- 0	0- 0	0- 0				
2- 4	0- 0	0- 0	CONFERENCE	0- 1	0- 1	2- 2				
2- 2	0- 0	0- 0	HOME	0- 1	0- 1	2- 0				
0- 2	0- 0	0- 0	AWAY	0- 0	0- 0	0- 2				
0- 0	0- 0	0- 0	NEUTRAL	0- 0	0- 0	0- 0				

RPI	S	Opponent	Score	RPI	S	Opponent	Score	RPI	S	Opponent	Score	RPI	S	Opponent	Score	Team's RPI: 305
11	H	Purdue	54 69	31	A	Michigan St.	36 64	81	H	South Dakota St.	64 66	112	H	Detroit	58 88	
												135	H	IUPUI	74 79	
												147	A	Indiana	47 64	
												154	H	Western Ill.	80 49	
												225	A	SIU Edwardsville	54 61	
												225	H	SIU Edwardsville	67 74	
												230	H	Valparaiso	73 82	
												235	A	South Dakota	51 82	
												248	A	Neb. Omaha	50 60	
												266	H	North Dakota St.	65 58	
												273	A	Ball St.	46 53	
												284	A	UMKC	59 77	
												299	A	Southern Ill.	78 65	
												310	H	Coastal Caro.	51 46	
LAST 12 Division I GAMES:																
284	A	UMKC	59 77	135	H	IUPUI	74 79									
235	A	South Dakota	51 82	112	H	Detroit	58 88									
81	H	South Dakota St.	64 66	31	A	Michigan St.	36 64									
266	H	North Dakota St.	65 58	225	A	SIU Edwardsville	54 61									
248	A	Neb. Omaha	50 60	11	H	Purdue	54 69									
154	H	Western Ill.	80 49	230	H	Valparaiso	73 82									

Non-Div I Games: Grace (IN) 68 52 Rochester College 71 59

IPFW

Loss, Non-Conf, S Site, H Home A Away N Neutral

Average RPI Win:	202	WON-LOST	WINNING	LAST 10	STRENGTH OF	OPP. STRENGTH	TEAM	ADJ.	CONF.	ADJ CONF.
Average RPI Loss:	139	RECORD	PCT. RANK	GAMES	SCHEDULE	OF SCHEDULE	RPI	RPI	RPI	RPI
DIV. I ONLY	8- 8	164	5- 4	112	214	135	135	20	20	
DIV. I NON-CONF.	5- 6	186	2- 4	64	237	148	148	20	20	
TOTALS	RPI 1-25	RPI 26-50	W-L RECORDS	RPI 51-100	RPI 101-150	RPI 150+				
8- 8	0- 1	0- 0	OVERALL	1- 2	0- 3	7- 2				
5- 2	0- 0	0- 0	HOME	0- 2	0- 0	5- 0				
3- 6	0- 1	0- 0	AWAY	1- 0	0- 3	2- 2				
0- 0	0- 0	0- 0	NEUTRAL	0- 0	0- 0	0- 0				
5- 6	0- 1	0- 0	NON-CONFERENCE	0- 2	0- 3	5- 0				
4- 2	0- 0	0- 0	HOME	0- 2	0- 0	4- 0				
1- 4	0- 1	0- 0	AWAY	0- 0	0- 3	1- 0				
0- 0	0- 0	0- 0	NEUTRAL	0- 0	0- 0	0- 0				
3- 2	0- 0	0- 0	CONFERENCE	1- 0	0- 0	2- 2				
1- 0	0- 0	0- 0	HOME	0- 0	0- 0	1- 0				
2- 2	0- 0	0- 0	AWAY	1- 0	0- 0	1- 2				
0- 0	0- 0	0- 0	NEUTRAL	0- 0	0- 0	0- 0				

RPI 1-25				RPI 26-50				RPI 51-100				RPI 101+ Team's RPI: 135			
RPI	S	Opponent	Score	RPI	S	Opponent	Score	RPI	S	Opponent	Score	RPI	S	Opponent	Score
11	A	Purdue	53 78					74	H	Youngstown St.	57 58	138	A	Wright St.	71 75
								81	A	South Dakota St.	57 56	145	A	Eastern Ill.	60 71
								94	H	Butler	58 67	147	A	Indiana	49 60
												153	H	Indiana St.	71 67
												154	H	Western Ill.	55 36
												167	A	Belmont	61 53
												230	H	Valparaiso	75 69
												236	A	Oakland	59 68
												248	H	Neb. Omaha	60 49
												266	A	North Dakota St.	68 71
												274	H	Western Mich.	75 67
												305	A	IPFW	79 74
LAST 12 Division I GAMES:															
81	A	South Dakota St.	57 56	11	A	Purdue	53 78	138	A	Wright St.	71 75	145	A	Eastern Ill.	60 71
266	A	North Dakota St.	68 71	94	H	Butler	58 67	147	A	Indiana	49 60	153	H	Indiana St.	71 67
248	H	Neb. Omaha	60 49	274	H	Western Mich.	75 67	154	H	Western Ill.	55 36	167	A	Belmont	61 53
154	H	Western Ill.	55 36	74	H	Youngstown St.	57 58	230	H	Valparaiso	75 69	236	A	Oakland	59 68
236	A	Oakland	59 68	145	A	Eastern Ill.	60 71	248	H	Neb. Omaha	60 49	266	A	North Dakota St.	68 71
305	A	IPFW	79 74	167	A	Belmont	61 53	274	H	Western Mich.	75 67	305	A	IPFW	79 74

Non-Div I Games: Grace (IN) 107 48 Goshen 87 31

IUPUI

Loss, Non-Conf, S Site, H Home A Away N Neutral

## Idaho

Through Games Of Sunday, January 20, 2013

Average RPI Win:	232	WON-LOST	WINNING	LAST 10	STRENGTH OF	OPP. STRENGTH	TEAM	ADJ.	CONF.	ADJ CONF.
Average RPI Loss:	128	RECORD	PCT. RANK	GAMES	SCHEDULE	OF SCHEDULE	RPI	RPI	RPI	RPI
DIV. I ONLY	7- 11	226	5- 5	142	163	204	204	24	24	
DIV. I NON-CONF.	3- 8	275	2- 3	72	144	185	185	24	24	
TOTALS	RPI 1-25	RPI 26-50	W-L RECORDS	RPI 51-100	RPI 101-150	RPI 150+				
7- 11	0- 0	0- 2	OVERALL	0- 2	1- 2	6- 5				
3- 5	0- 0	0- 0	HOME	0- 0	1- 1	2- 4				
4- 5	0- 0	0- 2	AWAY	0- 2	0- 1	4- 0				
0- 1	0- 0	0- 0	NEUTRAL	0- 0	0- 0	0- 1				
3- 8	0- 0	0- 2	NON-CONFERENCE	0- 2	1- 2	2- 2				
1- 2	0- 0	0- 0	HOME	0- 0	1- 1	0- 1				
2- 5	0- 0	0- 2	AWAY	0- 2	0- 1	2- 0				
0- 1	0- 0	0- 0	NEUTRAL	0- 0	0- 0	0- 1				
4- 3	0- 0	0- 0	CONFERENCE	0- 0	0- 0	4- 3				
2- 3	0- 0	0- 0	HOME	0- 0	0- 0	2- 3				
2- 0	0- 0	0- 0	AWAY	0- 0	0- 0	2- 0				
0- 0	0- 0	0- 0	NEUTRAL	0- 0	0- 0	0- 0				

RPI 1-25				RPI 26-50				RPI 51-100				RPI 101+				Team's RPI: 204	
RPI	S	Opponent	Score	RPI	S	Opponent	Score	RPI	S	Opponent	Score	RPI	S	Opponent	Score		
				29	A	Colorado	65 70	60	A	Wyoming	53 86	111	A	Montana	65 76		
				50	A	Gonzaga	62 97	63	A	Washington	48 62	111	H	Montana	50 71		
												122	H	Eastern Wash.	68 66		
												156	H	Louisiana Tech	58 67		
												173	H	Seattle	71 76		
												202	A	UC Riverside	78 64		
												210	N	Tennessee St.	64 69		
												213	A	New Mexico St.	57 51		
												218	H	Utah St.	85 91		
												226	H	Portland	56 62		
												232	A	Denver	68 60		
												268	H	San Jose St.	82 65		
												293	A	UC Irvine	73 55		
												294	H	Texas-Arlington	70 52		
LAST 12 Division I GAMES:																	
				294	H	Texas-Arlington	70 52	173	H	Seattle	71 76						
				156	H	Louisiana Tech	58 67	50	A	Gonzaga	62 97						
				213	A	New Mexico St.	57 51	63	A	Washington	48 62						
				232	A	Denver	68 60	202	A	UC Riverside	78 64						
				218	H	Utah St.	85 91	293	A	UC Irvine	73 55						
				268	H	San Jose St.	82 65	210	N	Tennessee St.	64 69						

Non-Div I Games:

Idaho

■ Loss, 
 ■ Non-Conf, 
 ■ S Site, 
 ■ H Home 
 ■ A Away 
 N Neutral

Average RPI Win:	257	WON-LOST	WINNING	LAST 10	STRENGTH OF	OPP. STRENGTH	TEAM	ADJ.	CONF.	ADJ CONF.
Average RPI Loss:	110	RECORD	PCT. RANK	GAMES	SCHEDULE	OF SCHEDULE	RPI	RPI	RPI	RPI
DIV. I ONLY	9- 7	133	5- 4	281	172	146	146	16	16	
DIV. I NON-CONF.	4- 4	161	1- 2	192	131	124	124	14	14	
TOTALS	RPI 1-25	RPI 26-50	W-L RECORDS	RPI 51-100	RPI 101-150	RPI 150+				
9- 7	0- 0	0- 2	OVERALL	0- 2	1- 1	8- 2				
4- 1	0- 0	0- 0	HOME	0- 0	0- 1	4- 0				
5- 6	0- 0	0- 2	AWAY	0- 2	1- 0	4- 2				
0- 0	0- 0	0- 0	NEUTRAL	0- 0	0- 0	0- 0				
4- 4	0- 0	0- 2	NON-CONFERENCE	0- 2	0- 0	4- 0				
2- 0	0- 0	0- 0	HOME	0- 0	0- 0	2- 0				
2- 4	0- 0	0- 2	AWAY	0- 2	0- 0	2- 0				
0- 0	0- 0	0- 0	NEUTRAL	0- 0	0- 0	0- 0				
5- 3	0- 0	0- 0	CONFERENCE	0- 0	1- 1	4- 2				
2- 1	0- 0	0- 0	HOME	0- 0	0- 1	2- 0				
3- 2	0- 0	0- 0	AWAY	0- 0	1- 0	2- 2				
0- 0	0- 0	0- 0	NEUTRAL	0- 0	0- 0	0- 0				

RPI 1-25				RPI 26-50				RPI 51-100				RPI 101+				Team's RPI: 146	
RPI	S	Opponent	Score	RPI	S	Opponent	Score	RPI	S	Opponent	Score	RPI	S	Opponent	Score		
				33	A	Kansas	36 52	53	A	Kansas St.	54 62	122	H	Eastern Wash.	55 61		
				49	A	Nebraska	51 60	91	A	Arizona St.	53 60	149	A	Sacramento St.	62 52		
												191	H	Portland St.	63 50		
												203	A	North Dakota	59 64		
												217	A	Northern Colo.	63 71		
												235	A	South Dakota	69 45		
												238	H	Southern Utah	80 71		
												241	A	Boise St.	64 55		
												297	A	Northern Ariz.	52 48		
												309	H	Utah Valley	69 67		
												319	A	Weber St.	69 45		
												336	H	Air Force	83 51		
LAST 12 Division I GAMES:																	
				297	A	Northern Ariz.	52 48	91	A	Arizona St.	53 60						
				149	A	Sacramento St.	62 52	122	H	Eastern Wash.	55 61						
				319	A	Weber St.	69 45	191	H	Portland St.	63 50						
				238	H	Southern Utah	80 71	309	H	Utah Valley	69 67						
				217	A	Northern Colo.	63 71	49	A	Nebraska	51 60						
				203	A	North Dakota	59 64	235	A	South Dakota	69 45						

Non-Div I Games: Carroll (MT) 70 38

Idaho St.

■ Loss, 
 ■ Non-Conf, 
 ■ S Site, 
 ■ H Home 
 ■ A Away 
 N Neutral

Ill.-Chicago

Through Games Of Sunday, January 20, 2013

Average RPI Win:	256	WON-LOST	WINNING	LAST 10	STRENGTH OF	OPP. STRENGTH	TEAM	ADJ.	CONF.	ADJ CONF.
Average RPI Loss:	167	RECORD	PCT. RANK	GAMES	SCHEDULE	OF SCHEDULE	RPI	RPI	RPI	RPI
DIV. I ONLY	5- 9	244	4- 5	270	228	281	281	12	12	
DIV. I NON-CONF.	3- 8	275	2- 6	262	227	309	309	11	11	
TOTALS	RPI 1-25	RPI 26-50	W-L RECORDS	RPI 51-100	RPI 101-150	RPI 150+				
5- 9	0- 0	0- 0	OVERALL	0- 2	0- 2	5- 5				
4- 3	0- 0	0- 0	HOME	0- 2	0- 0	4- 1				
1- 6	0- 0	0- 0	AWAY	0- 0	0- 2	1- 4				
0- 0	0- 0	0- 0	NEUTRAL	0- 0	0- 0	0- 0				
3- 8	0- 0	0- 0	NON-CONFERENCE	0- 2	0- 2	3- 4				
3- 2	0- 0	0- 0	HOME	0- 2	0- 0	3- 0				
0- 6	0- 0	0- 0	AWAY	0- 0	0- 2	0- 4				
0- 0	0- 0	0- 0	NEUTRAL	0- 0	0- 0	0- 0				
2- 1	0- 0	0- 0	CONFERENCE	0- 0	0- 0	2- 1				
1- 1	0- 0	0- 0	HOME	0- 0	0- 0	1- 1				
1- 0	0- 0	0- 0	AWAY	0- 0	0- 0	1- 0				
0- 0	0- 0	0- 0	NEUTRAL	0- 0	0- 0	0- 0				

RPI 1-25				RPI 26-50				RPI 51-100				RPI 101+ Team's RPI: 281			
RPI	S	Opponent	Score	RPI	S	Opponent	Score	RPI	S	Opponent	Score	RPI	S	Opponent	Score
								85	H	Illinois St.	74 86	147	A	Indiana	59 81
								94	H	Butler	61 84	150	A	Bradley	52 66
												153	A	Indiana St.	33 64
												166	H	Cleveland St.	69 73
												188	A	Saint Louis	49 58
												222	A	Southeast Mo. St.	52 67
												225	H	SIU Edwardsville	68 61
												230	H	Valparaiso	82 75
												265	H	Northern Ill.	66 61
												274	H	Western Mich.	66 58
												288	A	Loyola Chicago	73 62
												301	A	Drake	61 71
LAST 12 Division I GAMES:															
230	H	Valparaiso	82 75	265	H	Northern Ill.	66 61								
288	A	Loyola Chicago	73 62	150	A	Bradley	52 66								
166	H	Cleveland St.	69 73	153	A	Indiana St.	33 64								
94	H	Butler	61 84	188	A	Saint Louis	49 58								
147	A	Indiana	59 81	222	A	Southeast Mo. St.	52 67								
274	H	Western Mich.	66 58	85	H	Illinois St.	74 86								

Non-Div I Games: Roosevelt 90 67 Truman 51 64

Ill.-Chicago

Loss, Non-Conf, S Site, H Home A Away N Neutral

Illinois

Average RPI Win:	136	WON-LOST	WINNING	LAST 10	STRENGTH OF	OPP. STRENGTH	TEAM	ADJ.	CONF.	ADJ CONF.
Average RPI Loss:	59	RECORD	PCT. RANK	GAMES	SCHEDULE	OF SCHEDULE	RPI	RPI	RPI	RPI
DIV. I ONLY	10- 8	147	6- 4	22	33	67	67	2	2	
DIV. I NON-CONF.	7- 5	131	3- 3	45	50	90	90	2	2	
TOTALS	RPI 1-25	RPI 26-50	W-L RECORDS	RPI 51-100	RPI 101-150	RPI 150+				
10- 8	1- 1	1- 4	OVERALL	1- 1	3- 2	4- 0				
5- 6	1- 1	0- 2	HOME	0- 1	1- 2	3- 0				
4- 1	0- 0	1- 1	AWAY	1- 0	2- 0	0- 0				
1- 1	0- 0	0- 1	NEUTRAL	0- 0	0- 0	1- 0				
7- 5	1- 0	0- 3	NON-CONFERENCE	0- 1	2- 1	4- 0				
5- 3	1- 0	0- 1	HOME	0- 1	1- 1	3- 0				
1- 1	0- 0	0- 1	AWAY	0- 0	1- 0	0- 0				
1- 1	0- 0	0- 1	NEUTRAL	0- 0	0- 0	1- 0				
3- 3	0- 1	1- 1	CONFERENCE	1- 0	1- 1	0- 0				
0- 3	0- 1	0- 1	HOME	0- 0	0- 1	0- 0				
3- 0	0- 0	1- 0	AWAY	1- 0	1- 0	0- 0				
0- 0	0- 0	0- 0	NEUTRAL	0- 0	0- 0	0- 0				

RPI 1-25				RPI 26-50				RPI 51-100 Team's RPI: 67				RPI 101+			
RPI	S	Opponent	Score	RPI	S	Opponent	Score	RPI	S	Opponent	Score	RPI	S	Opponent	Score
11	H	Purdue	66 67	28	N	Iowa St.	50 68	69	A	Ohio St.	79 73	105	A	Northwestern	65 47
24	H	Georgia	70 59	29	H	Colorado	62 69	85	H	Illinois St.	68 69	105	H	Northwestern	58 62
				31	H	Michigan St.	75 79					114	H	Wake Forest	95 82
				36	A	Texas Tech	56 75					126	A	Memphis	73 65
				49	A	Nebraska	62 52					150	H	Bradley	77 83
												166	H	Cleveland St.	83 64
												168	H	Evansville	84 52
												244	N	Tulsa	82 75
												290	H	Oregon	80 62
LAST 12 Division I GAMES:															
105	H	Northwestern	58 62	24	H	Georgia	70 59								
49	A	Nebraska	62 52	85	H	Illinois St.	68 69								
31	H	Michigan St.	75 79	290	H	Oregon	80 62								
105	A	Northwestern	65 47	126	A	Memphis	73 65								
69	A	Ohio St.	79 73	36	A	Texas Tech	56 75								
11	H	Purdue	66 67	29	H	Colorado	62 69								

Illinois

Illinois

Non-Div I Games:

Illinois

Loss, Non-Conf, S Site, H Home A Away N Neutral

Average RPI Win:	185	WON-LOST	WINNING	LAST 10	STRENGTH OF	OPP. STRENGTH	TEAM	ADJ.	CONF.	ADJ CONF.
Average RPI Loss:	65	RECORD	PCT. RANK	GAMES	SCHEDULE	OF SCHEDULE	RPI	RPI	RPI	RPI
DIV. I ONLY	12- 6	75	7- 3	108	72	85	85	9	9	
DIV. I NON-CONF.	8- 4	84	4- 2	58	59	64	64	9	9	
TOTALS	RPI 1-25	RPI 26-50	W-L RECORDS	RPI 51-100	RPI 101-150	RPI 150+				
12- 6	0- 3	0- 1	OVERALL	3- 0	3- 1	6- 1				
7- 4	0- 2	0- 0	HOME	0- 0	3- 1	4- 1				
5- 2	0- 1	0- 1	AWAY	3- 0	0- 0	2- 0				
0- 0	0- 0	0- 0	NEUTRAL	0- 0	0- 0	0- 0				
8- 4	0- 3	0- 0	NON-CONFERENCE	3- 0	1- 1	4- 0				
4- 3	0- 2	0- 0	HOME	0- 0	1- 1	3- 0				
4- 1	0- 1	0- 0	AWAY	3- 0	0- 0	1- 0				
0- 0	0- 0	0- 0	NEUTRAL	0- 0	0- 0	0- 0				
4- 2	0- 0	0- 1	CONFERENCE	0- 0	2- 0	2- 1				
3- 1	0- 0	0- 0	HOME	0- 0	2- 0	1- 1				
1- 1	0- 0	0- 1	AWAY	0- 0	0- 0	1- 0				
0- 0	0- 0	0- 0	NEUTRAL	0- 0	0- 0	0- 0				

RPI 1-25				RPI 26-50				RPI 51-100				RPI 101+			
RPI	S	Opponent	Score	RPI	S	Opponent	Score	RPI	S	Opponent	Score	RPI	S	Opponent	Score
20	H	Princeton	50 67	32	A	Creighton	45 64	67	A	Illinois	69 68	105	H	Northwestern	64 46
21	A	Iowa	64 74					76	A	Western Ky.	83 68	106	H	UNI	72 41
22	H	Michigan	45 56					94	A	Butler	65 57	126	H	Memphis	74 76
												150	H	Bradley	81 65
												168	H	Evansville	57 71
												192	H	Milwaukee	75 54
												273	H	Ball St.	71 56
												279	H	Morehead St.	62 45
												281	A	Ill.-Chicago	86 74
												299	H	Southern Ill.	89 41
												301	A	Drake	71 66
LAST 12 Division I GAMES:															
299	H	Southern Ill.	89 41	94	A	Butler	65 57	20	H	Princeton	50 67				
168	H	Evansville	57 71	67	A	Illinois	69 68	273	H	Ball St.	71 56				
301	A	Drake	71 66					105	H	Northwestern	64 46				
32	A	Creighton	45 64					22	H	Michigan	45 56				
150	H	Bradley	81 65												
106	H	UNI	72 41												

Non-Div I Games:

Illinois St.



## Indiana

Through Games Of Sunday, January 20, 2013

Average RPI Win:	209	WON-LOST	WINNING	LAST 10	STRENGTH OF	OPP. STRENGTH	TEAM	ADJ.	CONF.	ADJ CONF.
Average RPI Loss:	104	RECORD	PCT. RANK	GAMES	SCHEDULE	OF SCHEDULE	RPI	RPI	RPI	RPI
DIV. I ONLY	10- 8	147	4- 6	145	116	147	147	2	2	
DIV. I NON-CONF.	9- 4	76	4- 3	279	199	168	168	2	2	
TOTALS	RPI 1-25	RPI 26-50	W-L RECORDS	RPI 51-100	RPI 101-150	RPI 150+				
10- 8	0- 1	0- 2	OVERALL	0- 2	2- 0	8- 3				
8- 4	0- 0	0- 2	HOME	0- 0	2- 0	6- 2				
2- 4	0- 1	0- 0	AWAY	0- 2	0- 0	2- 1				
0- 0	0- 0	0- 0	NEUTRAL	0- 0	0- 0	0- 0				
9- 4	0- 0	0- 0	NON-CONFERENCE	0- 1	1- 0	8- 3				
7- 2	0- 0	0- 0	HOME	0- 0	1- 0	6- 2				
2- 2	0- 0	0- 0	AWAY	0- 1	0- 0	2- 1				
0- 0	0- 0	0- 0	NEUTRAL	0- 0	0- 0	0- 0				
1- 4	0- 1	0- 2	CONFERENCE	0- 1	1- 0	0- 0				
1- 2	0- 0	0- 2	HOME	0- 0	1- 0	0- 0				
0- 2	0- 1	0- 0	AWAY	0- 1	0- 0	0- 0				
0- 0	0- 0	0- 0	NEUTRAL	0- 0	0- 0	0- 0				

RPI	S	Opponent	Score	RPI	S	Opponent	Score	RPI	S	Opponent	Score	RPI	S	Opponent	Score	Team's RPI: 147
22	A	Michigan	48 65	31	H	Michigan St.	46 56	69	A	Ohio St.	45 68	105	H	Northwestern	68 64	
				49	H	Nebraska	38 67	94	A	Butler	56 59	135	H	IUPUI	60 49	
												153	H	Indiana St.	60 46	
												166	H	Cleveland St.	58 69	
												167	H	Belmont	54 58	
												171	H	Clemson	52 49	
												181	H	Xavier	66 55	
												205	A	Murray St.	63 62	
												225	H	SIU Edwardsville	72 56	
												230	A	Valparaiso	52 64	
												281	H	Ill.-Chicago	81 59	
												305	H	IPFW	64 47	
												332	A	A&M-Corpus Christi	58 47	
LAST 12 Division I GAMES:																
31	H	Michigan St.	46 56	181	H	Xavier	66 55	225	H	SIU Edwardsville	72 56	94	A	Butler	56 59	
69	A	Ohio St.	45 68	167	H	Belmont	54 58	166	H	Cleveland St.	58 69	171	H	Clemson	52 49	
49	H	Nebraska	38 67	105	H	Northwestern	68 64	281	H	Ill.-Chicago	81 59					
22	A	Michigan	48 65													

Non-Div I Games:

Indiana

■ Loss, 
 ■ Non-Conf, S Site, 
 ■ Home 
 ■ Away 
 N Neutral

Average RPI Win:	232	WON-LOST	WINNING	LAST 10	STRENGTH OF	OPP. STRENGTH	TEAM	ADJ.	CONF.	ADJ CONF.
Average RPI Loss:	114	RECORD	PCT. RANK	GAMES	SCHEDULE	OF SCHEDULE	RPI	RPI	RPI	RPI
DIV. I ONLY	11- 6	88	6- 4	279	158	153	153	9	9	
DIV. I NON-CONF.	8- 3	62	5- 1	270	229	102	102	9	9	
TOTALS	RPI 1-25	RPI 26-50	W-L RECORDS	RPI 51-100	RPI 101-150	RPI 150+				
11- 6	0- 0	0- 1	OVERALL	0- 1	3- 3	8- 1				
8- 2	0- 0	0- 0	HOME	0- 0	2- 1	6- 1				
3- 4	0- 0	0- 1	AWAY	0- 1	1- 2	2- 0				
0- 0	0- 0	0- 0	NEUTRAL	0- 0	0- 0	0- 0				
8- 3	0- 0	0- 0	NON-CONFERENCE	0- 1	2- 2	6- 0				
6- 0	0- 0	0- 0	HOME	0- 0	1- 0	5- 0				
2- 3	0- 0	0- 0	AWAY	0- 1	1- 2	1- 0				
0- 0	0- 0	0- 0	NEUTRAL	0- 0	0- 0	0- 0				
3- 3	0- 0	0- 1	CONFERENCE	0- 0	1- 1	2- 1				
2- 2	0- 0	0- 0	HOME	0- 0	1- 1	1- 1				
1- 1	0- 0	0- 1	AWAY	0- 0	0- 0	1- 0				
0- 0	0- 0	0- 0	NEUTRAL	0- 0	0- 0	0- 0				

RPI 1-25			RPI 26-50			RPI 51-100			RPI 101+			Team's RPI: 153
RPI	S	Opponent	Score	RPI	S	Opponent	Score	RPI	S	Opponent	Score	
				32	A	Creighton	50 69	94	A	Butler	45 56	
								106	H	UNI	52 54	
								135	A	IUPUI	67 71	
								145	H	Eastern Ill.	69 39	
								147	A	Indiana	46 60	
								148	A	UT Martin	73 71	
								150	H	Bradley	55 54	
								167	H	Belmont	48 34	
								168	H	Evansville	54 55	
								188	A	Saint Louis	48 46	
								265	H	Northern Ill.	58 52	
								271	H	Marshall	55 49	
								281	H	Ill.-Chicago	64 33	
								299	H	Southern Ill.	72 57	
								301	A	Drake	67 49	
								335	H	Chicago St.	69 35	
LAST 12 Division I GAMES:												
168	H	Evansville	54 55	94	A	Butler	45 56					
299	H	Southern Ill.	72 57	335	H	Chicago St.	69 35					
32	A	Creighton	50 69	148	A	UT Martin	73 71					
301	A	Drake	67 49	281	H	Ill.-Chicago	64 33					
106	H	UNI	52 54	265	H	Northern Ill.	58 52					
150	H	Bradley	55 54	188	A	Saint Louis	48 46					

Non-Div I Games:

Indiana St.

Average RPI Win:	269	WON-LOST	WINNING	LAST 10	STRENGTH OF	OPP. STRENGTH	TEAM	ADJ.	CONF.	ADJ CONF.
Average RPI Loss:	136	RECORD	PCT. RANK	GAMES	SCHEDULE	OF SCHEDULE	RPI	RPI	RPI	RPI
DIV. I ONLY	9- 8	157	6- 4	289	211	184	184	21	21	
DIV. I NON-CONF.	5- 6	186	3- 3	267	230	200	200	22	22	
TOTALS	RPI 1-25	RPI 26-50	W-L RECORDS	RPI 51-100	RPI 101-150	RPI 150+				
9- 8	0- 1	0- 1	OVERALL	0- 1	1- 1	8- 4				
4- 2	0- 0	0- 0	HOME	0- 0	0- 1	4- 1				
5- 6	0- 1	0- 1	AWAY	0- 1	1- 0	4- 3				
0- 0	0- 0	0- 0	NEUTRAL	0- 0	0- 0	0- 0				
5- 6	0- 1	0- 0	NON-CONFERENCE	0- 1	1- 0	4- 4				
2- 1	0- 0	0- 0	HOME	0- 0	0- 0	2- 1				
3- 5	0- 1	0- 0	AWAY	0- 1	1- 0	2- 3				
0- 0	0- 0	0- 0	NEUTRAL	0- 0	0- 0	0- 0				
4- 2	0- 0	0- 1	CONFERENCE	0- 0	0- 1	4- 0				
2- 1	0- 0	0- 0	HOME	0- 0	0- 1	2- 0				
2- 1	0- 0	0- 1	AWAY	0- 0	0- 0	2- 0				
0- 0	0- 0	0- 0	NEUTRAL	0- 0	0- 0	0- 0				

RPI 1-25				RPI 26-50				RPI 51-100				RPI 101+ Team's RPI: 184			
RPI	S	Opponent	Score	RPI	S	Opponent	Score	RPI	S	Opponent	Score	RPI	S	Opponent	Score
14	A	Duke	31 100	40	A	Marist	55 69	55	A	St. John's (NY)	55 71	104	H	Fairfield	54 60
												142	A	Long Beach St.	60 58
												172	A	Stony Brook	64 70
												174	A	N.C. A&T	57 66
												219	A	Providence	58 70
												220	H	Navy	74 64
												247	H	Colgate	73 47
												251	A	Niagara	76 65
												252	A	Canisius	68 54
												308	H	Manhattan	76 46
												312	H	Bryant	71 77
												314	A	Wagner	74 64
												341	H	Saint Peter's	93 62
												342	A	Columbia	67 63
LAST 12 Division I GAMES:															
341	H	Saint Peter's	93 62	172	A	Stony Brook	64 70								
104	H	Fairfield	54 60	247	H	Colgate	73 47								
40	A	Marist	55 69	342	A	Columbia	67 63								
308	H	Manhattan	76 46	312	H	Bryant	71 77								
252	A	Canisius	68 54	314	A	Wagner	74 64								
251	A	Niagara	76 65	219	A	Providence	58 70								

Non-Div I Games:

Iona

Average RPI Win:	116	WON-LOST	WINNING	LAST 10	STRENGTH OF	OPP. STRENGTH	TEAM	ADJ.	CONF.	ADJ CONF.
Average RPI Loss:	43	RECORD	PCT. RANK	GAMES	SCHEDULE	OF SCHEDULE	RPI	RPI	RPI	RPI
DIV. I ONLY	14- 5	51	8- 2	11	32	21	21	2	2	
DIV. I NON-CONF.	11- 3	41	6- 1	39	42	24	24	2	2	
TOTALS	RPI 1-25	RPI 26-50	W-L RECORDS	RPI 51-100	RPI 101-150	RPI 150+				
14- 5	1- 3	2- 1	OVERALL	5- 0	3- 1	3- 0				
9- 2	1- 2	1- 0	HOME	4- 0	1- 0	2- 0				
3- 3	0- 0	0- 0	AWAY	1- 0	1- 1	1- 0				
2- 0	0- 0	1- 0	NEUTRAL	0- 0	1- 0	0- 0				
11- 3	0- 2	2- 0	NON-CONFERENCE	3- 0	3- 1	3- 0				
7- 1	0- 1	1- 0	HOME	3- 0	1- 0	2- 0				
2- 2	0- 1	0- 0	AWAY	0- 0	1- 1	1- 0				
2- 0	0- 0	1- 0	NEUTRAL	0- 0	1- 0	0- 0				
3- 2	1- 1	0- 1	CONFERENCE	2- 0	0- 0	0- 0				
2- 1	1- 1	0- 0	HOME	1- 0	0- 0	0- 0				
1- 1	0- 0	0- 1	AWAY	1- 0	0- 0	0- 0				
0- 0	0- 0	0- 0	NEUTRAL	0- 0	0- 0	0- 0				

RPI	S	Opponent	Score	RPI	S	Opponent	Score	RPI	S	Opponent	Score	RPI	S	Opponent	Score
11	H	Purdue	62 46	28	H	Iowa St.	50 42	54	H	Middle Tenn.	69 63	101	A	San Diego	83 73
16	A	Florida St.	69 83	31	A	Michigan St.	54 65	69	H	Ohio St.	77 71	106	H	UNI	68 46
19	H	North Carolina	64 77	45	N	West Virginia	79 70	79	A	Wisconsin	65 56	121	N	Texas	86 63
22	H	Michigan	64 68					85	H	Illinois St.	74 64	125	A	FIU	65 66
								99	H	Missouri St.	97 43	264	H	Robert Morris	58 44
												265	H	Northern Ill.	63 40
												301	A	Drake	82 65
LAST 12 Division I GAMES:															
11	H	Purdue	62 46	121	N	Texas	86 63								
31	A	Michigan St.	54 65	99	H	Missouri St.	97 43								
79	A	Wisconsin	65 56	301	A	Drake	82 65								
22	H	Michigan	64 68	28	H	Iowa St.	50 42								
69	H	Ohio St.	77 71	106	H	UNI	68 46								
101	A	San Diego	83 73	16	A	Florida St.	69 83								

Non-Div I Games:

Iowa

Average RPI Win:	163	WON-LOST	WINNING	LAST 10	STRENGTH OF	OPP. STRENGTH	TEAM	ADJ.	CONF.	ADJ CONF.
Average RPI Loss:	19	RECORD	PCT. RANK	GAMES	SCHEDULE	OF SCHEDULE	RPI	RPI	RPI	RPI
DIV. I ONLY	13- 3	34	8- 2	73	42	28	28	1	1	
DIV. I NON-CONF.	9- 1	20	5- 1	245	140	57	57	1	1	
TOTALS	RPI 1-25	RPI 26-50	W-L RECORDS	RPI 51-100	RPI 101-150	RPI 150+				
13- 3	0- 2	2- 1	OVERALL	1- 0	4- 0	6- 0				
9- 0	0- 0	1- 0	HOME	0- 0	3- 0	5- 0				
2- 3	0- 2	1- 1	AWAY	0- 0	1- 0	0- 0				
2- 0	0- 0	0- 0	NEUTRAL	1- 0	0- 0	1- 0				
9- 1	0- 1	0- 0	NON-CONFERENCE	1- 0	2- 0	6- 0				
6- 0	0- 0	0- 0	HOME	0- 0	1- 0	5- 0				
1- 1	0- 1	0- 0	AWAY	0- 0	1- 0	0- 0				
2- 0	0- 0	0- 0	NEUTRAL	1- 0	0- 0	1- 0				
4- 2	0- 1	2- 1	CONFERENCE	0- 0	2- 0	0- 0				
3- 0	0- 0	1- 0	HOME	0- 0	2- 0	0- 0				
1- 2	0- 1	1- 1	AWAY	0- 0	0- 0	0- 0				
0- 0	0- 0	0- 0	NEUTRAL	0- 0	0- 0	0- 0				

RPI 1-25				RPI 26-50				Team's RPI: 28	RPI 51-100				RPI 101+			
RPI	S	Opponent	Score	RPI	S	Opponent	Score		RPI	S	Opponent	Score	RPI	S	Opponent	Score
2	A	Baylor	39 67	26	H	Oklahoma	82 61		67	N	Illinois	68 50	104	H	Fairfield	60 43
21	A	Iowa	42 50	34	A	Oklahoma St.	42 71						106	A	UNI	67 59
				36	A	Texas Tech	58 54						121	H	Texas	73 65
													144	H	TCU	68 52
													154	H	Western Ill.	84 65
													195	N	Loyola Marymount	55 33
													203	H	North Dakota	73 34
													301	H	Drake	87 45
													327	H	Alabama St.	86 47
													336	H	Air Force	83 35
LAST 12 Division I GAMES:																
34	A	Oklahoma St.	42 71	327	H	Alabama St.	86 47									
26	H	Oklahoma	82 61	336	H	Air Force	83 35									
144	H	TCU	68 52	106	A	UNI	67 59									
2	A	Baylor	39 67	104	H	Fairfield	60 43									
36	A	Texas Tech	58 54	21	A	Iowa	42 50									
121	H	Texas	73 65	301	H	Drake	87 45									

Non-Div I Games:

Iowa St.

Average RPI Win:	322	WON-LOST	WINNING	LAST 10	STRENGTH OF	OPP. STRENGTH	TEAM	ADJ.	CONF.	ADJ CONF.
Average RPI Loss:	229	RECORD	PCT. RANK	GAMES	SCHEDULE	OF SCHEDULE	RPI	RPI	RPI	RPI
DIV. I ONLY	5- 11	274	3- 7	345	328	330	330	31	31	
DIV. I NON-CONF.	3- 6	241	2- 3	334	318	315	315	31	31	
TOTALS	RPI 1-25	RPI 26-50	W-L RECORDS	RPI 51-100	RPI 101-150	RPI 150+				
5- 11	0- 0	0- 0	OVERALL	0- 1	0- 1	5- 9				
1- 2	0- 0	0- 0	HOME	0- 0	0- 0	1- 2				
3- 8	0- 0	0- 0	AWAY	0- 1	0- 1	3- 6				
1- 1	0- 0	0- 0	NEUTRAL	0- 0	0- 0	1- 1				
3- 6	0- 0	0- 0	NON-CONFERENCE	0- 1	0- 1	3- 4				
0- 1	0- 0	0- 0	HOME	0- 0	0- 0	0- 1				
2- 4	0- 0	0- 0	AWAY	0- 1	0- 1	2- 2				
1- 1	0- 0	0- 0	NEUTRAL	0- 0	0- 0	1- 1				
2- 5	0- 0	0- 0	CONFERENCE	0- 0	0- 0	2- 5				
1- 1	0- 0	0- 0	HOME	0- 0	0- 0	1- 1				
1- 4	0- 0	0- 0	AWAY	0- 0	0- 0	1- 4				
0- 0	0- 0	0- 0	NEUTRAL	0- 0	0- 0	0- 0				

RPI 1-25			RPI 26-50			RPI 51-100			RPI 101+			Team's RPI: 330
RPI	S	Opponent	Score	RPI	S	Opponent	Score	RPI	S	Opponent	Score	
						78 A Arkansas	58 97	121 A Texas		53 80		
								212 A Texas Southern		66 73		
								220 N Navy		48 72		
								221 A Eastern Ky.		56 64		
								231 A La.-Lafayette		57 68		
								240 A Prairie View		53 59		
								271 N Marshall		67 63		
								280 H Southern U.		59 72		
								286 A Alabama A&M		48 66		
								298 H Southeastern La.		54 66		
								324 A Grambling		61 54		
								327 A Alabama St.		62 76		
								328 H Alcorn		59 56		
								344 A Houston Baptist		65 57		
								345 A New Orleans		82 51		
LAST 12 Division I GAMES:												
324 A Grambling		61 54	327 A Alabama St.		62 76							
240 A Prairie View		53 59	345 A New Orleans		82 51							
212 A Texas Southern		66 73	231 A La.-Lafayette		57 68							
280 H Southern U.		59 72	221 A Eastern Ky.		56 64							
328 H Alcorn		59 56	271 N Marshall		67 63							
286 A Alabama A&M		48 66	220 N Navy		48 72							

Non-Div I Games:

Jackson St.

■ Loss, 
 ■ Non-Conf, 
 S Site, 
 ■ Home 
 ■ Away 
 N Neutral

Jacksonville

Through Games Of Sunday, January 20, 2013

Average RPI Win:	306	WON-LOST	WINNING	LAST 10	STRENGTH OF	OPP. STRENGTH	TEAM	ADJ.	CONF.	ADJ CONF.
Average RPI Loss:	161	RECORD	PCT. RANK	GAMES	SCHEDULE	OF SCHEDULE	RPI	RPI	RPI	RPI
DIV. I ONLY	7- 11	226	4- 6	313	302	304	304	28	28	
DIV. I NON-CONF.	5- 7	209	2- 4	323	264	306	306	28	28	
TOTALS	RPI 1-25	RPI 26-50	W-L RECORDS	RPI 51-100	RPI 101-150	RPI 150+				
7- 11	0- 0	0- 0	OVERALL	0- 3	0- 2	7- 6				
6- 4	0- 0	0- 0	HOME	0- 1	0- 0	6- 3				
1- 7	0- 0	0- 0	AWAY	0- 2	0- 2	1- 3				
0- 0	0- 0	0- 0	NEUTRAL	0- 0	0- 0	0- 0				
5- 7	0- 0	0- 0	NON-CONFERENCE	0- 2	0- 1	5- 4				
4- 3	0- 0	0- 0	HOME	0- 1	0- 0	4- 2				
1- 4	0- 0	0- 0	AWAY	0- 1	0- 1	1- 2				
0- 0	0- 0	0- 0	NEUTRAL	0- 0	0- 0	0- 0				
2- 4	0- 0	0- 0	CONFERENCE	0- 1	0- 1	2- 2				
2- 1	0- 0	0- 0	HOME	0- 0	0- 0	2- 1				
0- 3	0- 0	0- 0	AWAY	0- 1	0- 1	0- 1				
0- 0	0- 0	0- 0	NEUTRAL	0- 0	0- 0	0- 0				

RPI S	Opponent	Score	RPI S	Opponent	Score	RPI S	Opponent	Score	RPI S	Opponent	Score	Team's RPI: 304
						64	H South Fla.	52 92	113	A Stetson	56 73	
						65	A FGCU	57 74	129	A South Carolina St.	45 68	
						68	A Auburn	49 85	151	A Fla. Atlantic	79 96	
									157	H Mercer	68 72	
									171	A Clemson	58 87	
									246	H Northern Ky.	65 60	
									269	H Florida A&M	69 72	
									270	H Vermont	78 67	
									272	A North Florida	63 66	
									303	H Savannah St.	72 60	
									311	H Troy	83 88	
									318	H Bethune-Cookman	68 54	
									331	H Kennesaw St.	64 52	
									334	H Lipscomb	58 45	
									338	A Jacksonville St.	72 69	
LAST 12 Division I GAMES:												
272	A North Florida	63 66	246	H Northern Ky.	65 60							
331	H Kennesaw St.	64 52	68	A Auburn	49 85							
157	H Mercer	68 72	311	H Troy	83 88							
113	A Stetson	56 73	303	H Savannah St.	72 60							
65	A FGCU	57 74	64	H South Fla.	52 92							
334	H Lipscomb	58 45	171	A Clemson	58 87							

Non-Div I Games:

Jacksonville

Loss, Non-Conf, S Site, H Home A Away N Neutral

Average RPI Win:	0	WON-LOST	WINNING	LAST 10	STRENGTH OF	OPP. STRENGTH	TEAM	ADJ.	CONF.	ADJ CONF.
Average RPI Loss:	211	RECORD	PCT. RANK	GAMES	SCHEDULE	OF SCHEDULE	RPI	RPI	RPI	RPI
DIV. I ONLY	0- 18	340	0- 10	231	331	338	338	26	26	
DIV. I NON-CONF.	0- 11	335	0- 5	255	340	342	342	26	26	
TOTALS	RPI 1-25	RPI 26-50	W-L RECORDS	RPI 51-100	RPI 101-150	RPI 150+				
0- 18	0- 0	0- 0	OVERALL	0- 1	0- 3	0- 14				
0- 7	0- 0	0- 0	HOME	0- 0	0- 0	0- 7				
0- 10	0- 0	0- 0	AWAY	0- 1	0- 3	0- 6				
0- 1	0- 0	0- 0	NEUTRAL	0- 0	0- 0	0- 1				
0- 11	0- 0	0- 0	NON-CONFERENCE	0- 1	0- 1	0- 9				
0- 3	0- 0	0- 0	HOME	0- 0	0- 0	0- 3				
0- 7	0- 0	0- 0	AWAY	0- 1	0- 1	0- 5				
0- 1	0- 0	0- 0	NEUTRAL	0- 0	0- 0	0- 1				
0- 7	0- 0	0- 0	CONFERENCE	0- 0	0- 2	0- 5				
0- 4	0- 0	0- 0	HOME	0- 0	0- 0	0- 4				
0- 3	0- 0	0- 0	AWAY	0- 0	0- 2	0- 1				
0- 0	0- 0	0- 0	NEUTRAL	0- 0	0- 0	0- 0				

RPI 1-25			RPI 26-50			RPI 51-100			RPI 101+			Team's RPI: 338
RPI	S	Opponent	Score	RPI	S	Opponent	Score	RPI	S	Opponent	Score	
						56 A Chattanooga	59 72	120 A Alabama		43 80		
								145 A Eastern Ill.		53 76		
								148 A UT Martin		63 93		
								157 A Mercer		51 63		
								167 H Belmont		62 68		
								185 N Campbell		53 66		
								186 H Tennessee Tech		51 73		
								210 H Tennessee St.		68 88		
								221 H Eastern Ky.		51 69		
								225 A SIU Edwardsville		58 80		
								233 A Mississippi St.		54 69		
								239 A Georgia St.		50 79		
								260 H Samford		45 48		
								272 A North Florida		45 52		
								304 H Jacksonville		69 72		
								331 H Kennesaw St.		50 51		
								334 A Lipscomb		54 67		
LAST 12 Division I GAMES:												
221	H	Eastern Ky.	51 69	186	H	Tennessee Tech	51 73					
225	A	SIU Edwardsville	58 80	233	A	Mississippi St.	54 69					
145	A	Eastern Ill.	53 76	185	N	Campbell	53 66					
167	H	Belmont	62 68	272	A	North Florida	45 52					
210	H	Tennessee St.	68 88	56	A	Chattanooga	59 72					
148	A	UT Martin	63 93	334	A	Lipscomb	54 67					

Non-Div I Games: Reinhardt

60 65

Jacksonville St.

■ Loss, 
 ■ Non-Conf, 
 ■ S Site, 
 ■ Home 
 ■ A Away 
 N Neutral



## James Madison

Through Games Of Sunday, January 20, 2013

Average RPI Win:	206	WON-LOST	WINNING	LAST 10	STRENGTH OF	OPP. STRENGTH	TEAM	ADJ.	CONF.	ADJ CONF.
Average RPI Loss:	73	RECORD	PCT. RANK	GAMES	SCHEDULE	OF SCHEDULE	RPI	RPI	RPI	RPI
DIV. I ONLY	10- 7	117	7- 3	75	159	110	110	14	14	
DIV. I NON-CONF.	6- 6	161	4- 3	33	120	113	113	16	16	
TOTALS	RPI 1-25	RPI 26-50	W-L RECORDS	RPI 51-100	RPI 101-150	RPI 150+				
10- 7	1- 0	0- 2	OVERALL	1- 4	2- 1	6- 0				
6- 4	0- 0	0- 0	HOME	0- 3	2- 1	4- 0				
2- 2	0- 0	0- 2	AWAY	0- 0	0- 0	2- 0				
2- 1	1- 0	0- 0	NEUTRAL	1- 1	0- 0	0- 0				
6- 6	1- 0	0- 2	NON-CONFERENCE	1- 3	1- 1	3- 0				
4- 3	0- 0	0- 0	HOME	0- 2	1- 1	3- 0				
0- 2	0- 0	0- 2	AWAY	0- 0	0- 0	0- 0				
2- 1	1- 0	0- 0	NEUTRAL	1- 1	0- 0	0- 0				
4- 1	0- 0	0- 0	CONFERENCE	0- 1	1- 0	3- 0				
2- 1	0- 0	0- 0	HOME	0- 1	1- 0	1- 0				
2- 0	0- 0	0- 0	AWAY	0- 0	0- 0	2- 0				
0- 0	0- 0	0- 0	NEUTRAL	0- 0	0- 0	0- 0				

RPI 1-25				RPI 26-50				RPI 51-100				RPI 101+ Team's RPI: 110			
RPI	S	Opponent	Score	RPI	S	Opponent	Score	RPI	S	Opponent	Score	RPI	S	Opponent	Score
18	N	Green Bay	89 86	42	A	Duquesne	57 62	61	N	Minnesota	62 80	116	H	Liberty	48 60
				43	A	Virginia	57 78	73	H	Richmond	66 70	117	H	American	65 49
								75	H	Quinnipiac	60 65	143	H	Northeastern	68 65
								77	N	Wichita St.	63 58	205	H	Murray St.	71 51
								98	H	Drexel	46 48	239	A	Georgia St.	65 49
												296	A	UNC Wilmington	60 39
												317	H	Ga. Southern	93 44
												321	H	William & Mary	82 52
												329	H	Maine	88 34
LAST 12 Division I GAMES:															
239	A	Georgia St.	65 49	329	H	Maine	88 34	117	H	American	65 49	42	A	Duquesne	57 62
321	H	William & Mary	82 52	116	H	Liberty	48 60	73	H	Richmond	66 70	116	H	Liberty	48 60
143	H	Northeastern	68 65	75	H	Quinnipiac	60 65	77	N	Wichita St.	63 58	117	H	American	65 49
98	H	Drexel	46 48	73	H	Richmond	66 70	42	A	Duquesne	57 62	116	H	Liberty	48 60
296	A	UNC Wilmington	60 39	77	N	Wichita St.	63 58	73	H	Richmond	66 70	117	H	American	65 49
317	H	Ga. Southern	93 44					42	A	Duquesne	57 62	116	H	Liberty	48 60

Non-Div I Games:

James Madison

■ Loss, 
 ■ Non-Conf, S Site, 
 ■ Home 
 ■ Away 
 N Neutral

Kansas

Through Games Of Sunday, January 20, 2013

Average RPI Win:	152	WON-LOST	WINNING	LAST 10	STRENGTH OF	OPP. STRENGTH	TEAM	ADJ.	CONF.	ADJ CONF.
Average RPI Loss:	31	RECORD	PCT. RANK	GAMES	SCHEDULE	OF SCHEDULE	RPI	RPI	RPI	RPI
DIV. I ONLY	10- 5	75	4- 5	16	40	33	33	1	1	
DIV. I NON-CONF.	8- 2	40	4- 2	75	118	31	31	1	1	
TOTALS	RPI 1-25	RPI 26-50	W-L RECORDS	RPI 51-100	RPI 101-150	RPI 150+				
10- 5	0- 2	2- 2	OVERALL	2- 1	2- 0	4- 0				
8- 1	0- 1	0- 0	HOME	2- 0	2- 0	4- 0				
2- 4	0- 1	2- 2	AWAY	0- 1	0- 0	0- 0				
0- 0	0- 0	0- 0	NEUTRAL	0- 0	0- 0	0- 0				
8- 2	0- 1	1- 0	NON-CONFERENCE	1- 1	2- 0	4- 0				
7- 0	0- 0	0- 0	HOME	1- 0	2- 0	4- 0				
1- 2	0- 1	1- 0	AWAY	0- 1	0- 0	0- 0				
0- 0	0- 0	0- 0	NEUTRAL	0- 0	0- 0	0- 0				
2- 3	0- 1	1- 2	CONFERENCE	1- 0	0- 0	0- 0				
1- 1	0- 1	0- 0	HOME	1- 0	0- 0	0- 0				
1- 2	0- 0	1- 2	AWAY	0- 0	0- 0	0- 0				
0- 0	0- 0	0- 0	NEUTRAL	0- 0	0- 0	0- 0				

RPI 1-25				RPI 26-50				Team's RPI: 33	RPI 51-100				RPI 101+			
RPI	S	Opponent	Score	RPI	S	Opponent	Score		RPI	S	Opponent	Score	RPI	S	Opponent	Score
2	H	Baylor	60 82	32	A	Creighton	58 48		53	H	Kansas St.	72 63	114	H	Wake Forest	64 58
4	A	California	79 88	34	A	Oklahoma St.	59 76		61	H	Minnesota	65 53	146	H	Idaho St.	52 36
				36	A	Texas Tech	63 70		78	A	Arkansas	56 64	222	H	Southeast Mo. St.	68 58
				45	A	West Virginia	60 59						240	H	Prairie View	72 60
													286	H	Alabama A&M	76 59
													324	H	Grambling	101 47
LAST 12 Division I GAMES:																
36	A	Texas Tech	63 70	240	H	Prairie View	72 60									
2	H	Baylor	60 82	78	A	Arkansas	56 64									
34	A	Oklahoma St.	59 76	61	H	Minnesota	65 53									
45	A	West Virginia	60 59	324	H	Grambling	101 47									
53	H	Kansas St.	72 63	32	A	Creighton	58 48									
4	A	California	79 88	286	H	Alabama A&M	76 59									

Non-Div I Games: Newman 97 64

Kansas

Loss, Non-Conf, S Site, H Home A Away N Neutral

Through Games of Sunday, January 10, 1910				Through Games of Sunday, January 10, 1910						
Average RPI Win:	188	WON-LOST	WINNING	LAST 10	STRENGTH OF	OPP. STRENGTH	TEAM	ADJ.	CONF.	ADJ CONF.
Average RPI Loss:	28	RECORD	PCT. RANK	GAMES	SCHEDULE	OF SCHEDULE	RPI	RPI	RPI	RPI
DIV. I ONLY	11- 7	105	4- 6	47	28	53	53	1	1	
DIV. I NON-CONF.	9- 3	55	3- 3	77	105	47	47	1	1	
-----										
TOTALS	RPI 1-25		RPI 26-50		W-L RECORDS		RPI 51-100		RPI 101-150	
11- 7	0- 3		0- 3		OVERALL		2- 1		3- 0	
5- 3	0- 1		0- 1		HOME		0- 1		2- 0	
6- 2	0- 0		0- 2		AWAY		2- 0		1- 0	
0- 2	0- 2		0- 0		NEUTRAL		0- 0		0- 0	
9- 3	0- 2		0- 0		NON-CONFERENCE		2- 1		1- 0	
4- 1	0- 0		0- 0		HOME		0- 1		1- 0	
5- 0	0- 0		0- 0		AWAY		2- 0		0- 0	
0- 2	0- 2		0- 0		NEUTRAL		0- 0		0- 0	
2- 4	0- 1		0- 3		CONFERENCE		0- 0		2- 0	
1- 2	0- 1		0- 1		HOME		0- 0		1- 0	
1- 2	0- 0		0- 2		AWAY		0- 0		1- 0	
0- 0	0- 0		0- 0		NEUTRAL		0- 0		0- 0	

RPI 1-25				RPI 26-50				RPI 51-100				Team's RPI: 53		RPI 101+				
RPI	S	Opponent	Score	RPI	S	Opponent	Score	RPI	S	Opponent	Score		RPI	S	Opponent	Score		
2	H	Baylor	69 90	33	A	Kansas	63 72	58	H	UTEP	50 52		144	A	TCU	57 54		
6	N	Notre Dame	57 87	36	A	Texas Tech	50 59	77	A	Wichita St.	48 43		144	H	TCU	59 58		
13	N	Texas A&M	60 83	45	H	West Virginia	52 66	88	A	Charlotte	67 63		146	H	Idaho St.	62 54		
														175	A	UC Santa Barbara	60 45	
														210	A	Tennessee St.	62 47	
														235	H	South Dakota	68 54	
														257	H	Mississippi Val.	64 57	
														277	A	UNLV	80 54	
														315	H	Ark.-Pine Bluff	89 55	
LAST 12 Division I GAMES:																		
				144	A	TCU	57 54					175	A	UC Santa Barbara	60 45			
				2	H	Baylor	69 90					277	A	UNLV	80 54			
				45	H	West Virginia	52 66					6	N	Notre Dame	57 87			
				36	A	Texas Tech	50 59					13	N	Texas A&M	60 83			
				144	H	TCU	59 58					58	H	UTEP	50 52			
				33	A	Kansas	63 72					235	H	South Dakota	68 54			

Non-Div I Games:

Kansas St.

■ Loss, ■ Non-Conf, S Site, H Home A Away N Neutral

Average RPI Win:	326	WON-LOST	WINNING	LAST 10	STRENGTH OF	OPP. STRENGTH	TEAM	ADJ.	CONF.	ADJ CONF.
Average RPI Loss:	195	RECORD	PCT. RANK	GAMES	SCHEDULE	OF SCHEDULE	RPI	RPI	RPI	RPI
DIV. I ONLY	4- 14	308	2- 8	332	277	331	331	28	28	
DIV. I NON-CONF.	4- 8	241	3- 3	342	272	326	326	28	28	
TOTALS	RPI 1-25	RPI 26-50	W-L RECORDS	RPI 51-100	RPI 101-150	RPI 150+				
4- 14	0- 0	0- 0	OVERALL	0- 4	0- 1	4- 9				
2- 5	0- 0	0- 0	HOME	0- 1	0- 1	2- 3				
2- 8	0- 0	0- 0	AWAY	0- 2	0- 0	2- 6				
0- 1	0- 0	0- 0	NEUTRAL	0- 1	0- 0	0- 0				
4- 8	0- 0	0- 0	NON-CONFERENCE	0- 3	0- 0	4- 5				
2- 1	0- 0	0- 0	HOME	0- 0	0- 0	2- 1				
2- 6	0- 0	0- 0	AWAY	0- 2	0- 0	2- 4				
0- 1	0- 0	0- 0	NEUTRAL	0- 1	0- 0	0- 0				
0- 6	0- 0	0- 0	CONFERENCE	0- 1	0- 1	0- 4				
0- 4	0- 0	0- 0	HOME	0- 1	0- 1	0- 2				
0- 2	0- 0	0- 0	AWAY	0- 0	0- 0	0- 2				
0- 0	0- 0	0- 0	NEUTRAL	0- 0	0- 0	0- 0				

RPI S	Opponent	Score	RPI S	Opponent	Score	RPI S	Opponent	Score	RPI S	Opponent	Score	Team's RPI: 331
						54	A Middle Tenn.	45 87	113	H Stetson	52 57	
						59	A Georgia Tech	51 80	157	H Mercer	46 71	
						65	H FGCU	35 62	200	H East Tenn. St.	59 61	
						97	N Davidson	54 63	239	A Georgia St.	42 63	
									256	A Texas St.	61 75	
									272	A North Florida	49 52	
									279	A Morehead St.	49 50	
									304	A Jacksonville	52 64	
									311	H Troy	72 65	
									313	A Wofford	49 66	
									317	H Ga. Southern	53 39	
									323	H Gardner-Webb	59 68	
									337	A UNC Asheville	71 62	
									338	A Jacksonville St.	51 50	
LAST 12 Division I GAMES:												
200	H East Tenn. St.	59 61	323	H Gardner-Webb	59 68							
304	A Jacksonville	52 64	317	H Ga. Southern	53 39							
272	A North Florida	49 52	256	A Texas St.	61 75							
157	H Mercer	46 71	337	A UNC Asheville	71 62							
113	H Stetson	52 57	239	A Georgia St.	42 63							
65	H FGCU	35 62	338	A Jacksonville St.	51 50							

Non-Div I Games:

Kennesaw St.

Average RPI Win:	211	WON-LOST	WINNING	LAST 10	STRENGTH OF	OPP. STRENGTH	TEAM	ADJ.	CONF.	ADJ CONF.
Average RPI Loss:	215	RECORD	PCT. RANK	GAMES	SCHEDULE	OF SCHEDULE	RPI	RPI	RPI	RPI
DIV. I ONLY	2- 15	329	2- 8	316	251	339	339	19	19	
DIV. I NON-CONF.	2- 11	312	2- 6	324	251	339	339	17	17	
TOTALS	RPI 1-25	RPI 26-50	W-L RECORDS	RPI 51-100	RPI 101-150	RPI 150+				
2- 15	0- 0	0- 0	OVERALL	0- 2	1- 1	1- 12				
2- 5	0- 0	0- 0	HOME	0- 1	1- 1	1- 3				
0- 8	0- 0	0- 0	AWAY	0- 0	0- 0	0- 0				
0- 2	0- 0	0- 0	NEUTRAL	0- 0	0- 0	0- 2				
2- 11	0- 0	0- 0	NON-CONFERENCE	0- 1	1- 1	1- 9				
2- 4	0- 0	0- 0	HOME	0- 1	1- 1	1- 2				
0- 5	0- 0	0- 0	AWAY	0- 0	0- 0	0- 5				
0- 2	0- 0	0- 0	NEUTRAL	0- 0	0- 0	0- 2				
0- 4	0- 0	0- 0	CONFERENCE	0- 1	0- 0	0- 3				
0- 1	0- 0	0- 0	HOME	0- 0	0- 0	0- 1				
0- 3	0- 0	0- 0	AWAY	0- 1	0- 0	0- 2				
0- 0	0- 0	0- 0	NEUTRAL	0- 0	0- 0	0- 0				

RPI 1-25				RPI 26-50				RPI 51-100				RPI 101+				Team's RPI: 339	
RPI	S	Opponent	Score	RPI	S	Opponent	Score	RPI	S	Opponent	Score	RPI	S	Opponent	Score		
								76	H	Western Ky.	53	59	102	H	Saint Francis (PA)	67	81
								82	A	Bowling Green	33	69	103	H	Temple	71	62
													169	A	Akron	58	93
													183	A	St. Bonaventure	42	79
													187	H	Cincinnati	41	59
													221	A	Eastern Ky.	42	56
													251	A	Niagara	55	82
													263	H	Buffalo	54	69
													264	H	Robert Morris	51	60
													269	N	Florida A&M	56	70
													273	A	Ball St.	44	59
													279	A	Morehead St.	50	51
													282	A	Massachusetts	53	83
													317	N	Ga. Southern	47	71
													318	H	Bethune-Cookman	73	55
LAST 12 Division I GAMES:																	
273	A	Ball St.	44	59	279	A	Morehead St.	50	51								
263	H	Buffalo	54	69	183	A	St. Bonaventure	42	79								
169	A	Akron	58	93	76	H	Western Ky.	53	59								
82	A	Bowling Green	33	69	103	H	Temple	71	62								
318	H	Bethune-Cookman	73	55	251	A	Niagara	55	82								
264	H	Robert Morris	51	60	102	H	Saint Francis (PA)	67	81								

Non-Div I Games:

Kent St.

## Kentucky

Through Games Of Sunday, January 20, 2013										
Average RPI Win:	141	WON-LOST	WINNING	LAST 10	STRENGTH OF	OPP. STRENGTH	TEAM	ADJ.	CONF.	ADJ CONF.
Average RPI Loss:	2	RECORD	PCT. RANK	GAMES	SCHEDULE	OF SCHEDULE	RPI	RPI	RPI	RPI
DIV. I ONLY	18- 1	2	10- 0	57	45	9	9	4	4	
DIV. I NON-CONF.	12- 1	5	6- 0	129	56	21	21	6	6	
-----										
TOTALS	RPI 1-25	RPI 26-50		W-L RECORDS		RPI 51-100	RPI 101-150	RPI 150+		
18- 1	1- 1	4- 0		OVERALL		3- 0	3- 0	7- 0		
13- 0	1- 0	3- 0		HOME		2- 0	2- 0	5- 0		
5- 1	0- 1	1- 0		AWAY		1- 0	1- 0	2- 0		
0- 0	0- 0	0- 0		NEUTRAL		0- 0	0- 0	0- 0		
12- 1	0- 1	3- 0		NON-CONFERENCE		1- 0	2- 0	6- 0		
9- 0	0- 0	2- 0		HOME		1- 0	2- 0	4- 0		
3- 1	0- 1	1- 0		AWAY		0- 0	0- 0	2- 0		
0- 0	0- 0	0- 0		NEUTRAL		0- 0	0- 0	0- 0		
6- 0	1- 0	1- 0		CONFERENCE		2- 0	1- 0	1- 0		
4- 0	1- 0	1- 0		HOME		1- 0	0- 0	1- 0		
2- 0	0- 0	0- 0		AWAY		1- 0	1- 0	0- 0		
0- 0	0- 0	0- 0		NEUTRAL		0- 0	0- 0	0- 0		

RPI 1-25				Team's RPI: 9		RPI 26-50				RPI 51-100				RPI 101+							
RPI	S	Opponent	Score			RPI	S	Opponent	Score			RPI	S	Opponent	Score		RPI	S	Opponent	Score	
2	A	Baylor	51	85		27	H	DePaul	96	64		54	H	Middle Tenn.	68	46	120	A	Alabama	87	70
13	H	Texas A&M	65	62		40	H	Marist	78	56		68	H	Auburn	97	53	134	H	Miami (OH)	92	53
						41	A	Louisville	48	47		70	A	Missouri	69	43	137	H	High Point	80	46
						48	H	Florida	76	69							175	A	UC Santa Barbara	66	38
																	206	A	Pepperdine	80	62
																	233	H	Mississippi St.	100	47
																	278	H	Delaware St.	90	50
																	279	H	Morehead St.	73	37
																	291	H	USC Upstate	100	34
																	328	H	Alcorn	90	23
LAST 12 Division I GAMES:																					
						68	H	Auburn	97	53		40	H	Marist	78	56					
						233	H	Mississippi St.	100	47		328	H	Alcorn	90	23					
						70	A	Missouri	69	43		175	A	UC Santa Barbara	66	38					
						13	H	Texas A&M	65	62		206	A	Pepperdine	80	62					
						120	A	Alabama	87	70		54	H	Middle Tenn.	68	46					
						48	H	Florida	76	69		27	H	DePaul	96	64					

Non-Div I Games:

Kentucky

■ Loss, 
 ■ Non-Conf, S Site, 
 ■ Home 
 ■ Away 
 N Neutral

Average RPI Win:	307	WON-LOST	WINNING	LAST 10	STRENGTH OF	OPP. STRENGTH	TEAM	ADJ.	CONF.	ADJ CONF.
Average RPI Loss:	183	RECORD	PCT. RANK	GAMES	SCHEDULE	OF SCHEDULE	RPI	RPI	RPI	RPI
DIV. I ONLY	3- 14	315	0- 1	283	299	326	326	25	25	
DIV. I NON-CONF.	3- 8	275	0- 0	277	296	318	318	23	23	
TOTALS	RPI 1-25	RPI 26-50	W-L RECORDS	RPI 51-100	RPI 101-150	RPI 150+				
3- 14	0- 0	0- 0	OVERALL	0- 2	0- 3	3- 9				
2- 7	0- 0	0- 0	HOME	0- 0	0- 0	2- 7				
1- 5	0- 0	0- 0	AWAY	0- 2	0- 2	1- 1				
0- 2	0- 0	0- 0	NEUTRAL	0- 0	0- 1	0- 1				
3- 8	0- 0	0- 0	NON-CONFERENCE	0- 1	0- 2	3- 5				
2- 3	0- 0	0- 0	HOME	0- 0	0- 0	2- 3				
1- 3	0- 0	0- 0	AWAY	0- 1	0- 1	1- 1				
0- 2	0- 0	0- 0	NEUTRAL	0- 0	0- 1	0- 1				
0- 6	0- 0	0- 0	CONFERENCE	0- 1	0- 1	0- 4				
0- 4	0- 0	0- 0	HOME	0- 0	0- 0	0- 4				
0- 2	0- 0	0- 0	AWAY	0- 1	0- 1	0- 0				
0- 0	0- 0	0- 0	NEUTRAL	0- 0	0- 0	0- 0				

RPI S	Opponent	Score	RPI S	Opponent	Score	RPI S	Opponent	Score	RPI S	Opponent	Score	Team's RPI: 326
						66	A Rutgers	32 58	120	N Alabama	58 80	
						75	A Quinnipiac	60 67	133	A Albany (NY)	50 67	
									140	A Sacred Heart	47 61	
									160	A Hawaii	33 52	
									187	N Cincinnati	48 59	
									190	H Mt. St. Mary's	41 66	
									198	H Penn	40 54	
									223	H Monmouth	62 63	
									223	H Monmouth	62 63	
									247	H Colgate	61 75	
									284	H UMKC	66 70	
									287	H Ohio	63 54	
									292	H Towson	65 63	
									314	H Wagner	70 74	
									342	A Columbia	53 42	
LAST 12 Division I GAMES:												
223	H Monmouth	62 63	187	N Cincinnati	48 59							
223	H Monmouth	62 63	120	N Alabama	58 80							
314	H Wagner	70 74	160	A Hawaii	33 52							
190	H Mt. St. Mary's	41 66	287	H Ohio	63 54							
140	A Sacred Heart	47 61	198	H Penn	40 54							
75	A Quinnipiac	60 67	66	A Rutgers	32 58							

Non-Div I Games:

LIU Brooklyn

■ Loss, 
 ■ Non-Conf, 
 ■ S Site, 
 ■ H Home 
 ■ A Away 
 N Neutral

Average RPI Win:	176	WON-LOST	WINNING	LAST 10	STRENGTH OF	OPP. STRENGTH	TEAM	ADJ.	CONF.	ADJ CONF.
Average RPI Loss:	63	RECORD	PCT. RANK	GAMES	SCHEDULE	OF SCHEDULE	RPI	RPI	RPI	RPI
DIV. I ONLY	12- 7	96	6- 4	81	69	71	71	4	4	
DIV. I NON-CONF.	9- 4	76	5- 1	150	90	85	85	6	6	
TOTALS	RPI 1-25	RPI 26-50	W-L RECORDS	RPI 51-100	RPI 101-150	RPI 150+				
12- 7	0- 1	2- 2	OVERALL	2- 3	1- 1	7- 0				
10- 1	0- 0	1- 0	HOME	2- 0	0- 1	7- 0				
1- 6	0- 1	0- 2	AWAY	0- 3	1- 0	0- 0				
1- 0	0- 0	1- 0	NEUTRAL	0- 0	0- 0	0- 0				
9- 4	0- 0	1- 1	NON-CONFERENCE	2- 2	1- 1	5- 0				
7- 1	0- 0	0- 0	HOME	2- 0	0- 1	5- 0				
1- 3	0- 0	0- 1	AWAY	0- 2	1- 0	0- 0				
1- 0	0- 0	1- 0	NEUTRAL	0- 0	0- 0	0- 0				
3- 3	0- 1	1- 1	CONFERENCE	0- 1	0- 0	2- 0				
3- 0	0- 0	1- 0	HOME	0- 0	0- 0	2- 0				
0- 3	0- 1	0- 1	AWAY	0- 1	0- 0	0- 0				
0- 0	0- 0	0- 0	NEUTRAL	0- 0	0- 0	0- 0				

RPI 1-25				RPI 26-50				RPI 51-100 Team's RPI: 71				RPI 101+			
RPI	S	Opponent	Score	RPI	S	Opponent	Score	RPI	S	Opponent	Score	RPI	S	Opponent	Score
17	A	South Carolina	59 66	30	H	Vanderbilt	54 51	65	A	FGCU	70 76	107	H	Tulane	64 66
				35	A	Georgetown	69 71	77	H	Wichita St.	72 70	125	A	FIU	76 69
				45	N	West Virginia	71 63	78	A	Arkansas	54 63	156	H	Louisiana Tech	77 55
				48	A	Florida	72 77	89	A	Hampton	58 67	200	H	East Tenn. St.	76 42
								100	H	North Carolina St.	81 73	211	H	McNeese St.	82 75
												233	H	Mississippi St.	62 42
												267	H	Ole Miss	84 79
												324	H	Grambling	90 59
												345	H	New Orleans	87 61
LAST 12 Division I GAMES:															
				30	H	Vanderbilt	54 51	345	H	New Orleans	87 61				
				17	A	South Carolina	59 66	65	A	FGCU	70 76				
				233	H	Mississippi St.	62 42	211	H	McNeese St.	82 75				
				78	A	Arkansas	54 63	324	H	Grambling	90 59				
				48	A	Florida	72 77	156	H	Louisiana Tech	77 55				
				267	H	Ole Miss	84 79	200	H	East Tenn. St.	76 42				

Non-Div I Games:

LSU

■ Loss, 
 ■ Non-Conf, 
 ■ S Site, 
 ■ H Home 
 ■ A Away 
 N Neutral



## La Salle

Through Games Of Sunday, January 20, 2013

Average RPI Win:	234	WON-LOST	WINNING	LAST 10	STRENGTH OF	OPP. STRENGTH	TEAM	ADJ.	CONF.	ADJ CONF.
Average RPI Loss:	94	RECORD	PCT. RANK	GAMES	SCHEDULE	OF SCHEDULE	RPI	RPI	RPI	RPI
DIV. I ONLY	5- 13	294	4- 6	34	160	161	161	8	8	
DIV. I NON-CONF.	4- 10	270	3- 5	35	235	163	163	8	8	
TOTALS	RPI 1-25	RPI 26-50	W-L RECORDS	RPI 51-100	RPI 101-150	RPI 150+				
5- 13	0- 3	0- 2	OVERALL	0- 4	1- 2	4- 2				
2- 6	0- 0	0- 1	HOME	0- 2	0- 2	2- 1				
3- 7	0- 3	0- 1	AWAY	0- 2	1- 0	2- 1				
0- 0	0- 0	0- 0	NEUTRAL	0- 0	0- 0	0- 0				
4- 10	0- 2	0- 2	NON-CONFERENCE	0- 2	1- 2	3- 2				
1- 5	0- 0	0- 1	HOME	0- 1	0- 2	1- 1				
3- 5	0- 2	0- 1	AWAY	0- 1	1- 0	2- 1				
0- 0	0- 0	0- 0	NEUTRAL	0- 0	0- 0	0- 0				
1- 3	0- 1	0- 0	CONFERENCE	0- 2	0- 0	1- 0				
1- 1	0- 0	0- 0	HOME	0- 1	0- 0	1- 0				
0- 2	0- 1	0- 0	AWAY	0- 1	0- 0	0- 0				
0- 0	0- 0	0- 0	NEUTRAL	0- 0	0- 0	0- 0				

RPI 1-25				RPI 26-50				RPI 51-100				RPI 101+ Team's RPI: 161			
RPI	S	Opponent	Score	RPI	S	Opponent	Score	RPI	S	Opponent	Score	RPI	S	Opponent	Score
10	A	Villanova	44 49	35	A	Georgetown	61 69	66	A	Rutgers	50 54	104	A	Fairfield	60 50
12	A	Dayton	47 95	48	H	Florida	50 74	73	A	Richmond	62 67	133	H	Albany (NY)	36 75
19	A	North Carolina	55 85					94	H	Butler	42 59	143	H	Northeastern	45 76
								98	H	Drexel	53 56	198	A	Penn	56 65
												199	A	Lehigh	49 48
												243	A	Central Conn. St.	70 46
												285	H	Rhode Island	72 46
												288	H	Loyola Chicago	50 56
												341	H	Saint Peter's	72 55
LAST 12 Division I GAMES:															
				94	H	Butler	42 59	104	A	Fairfield	60 50				
				12	A	Dayton	47 95	243	A	Central Conn. St.	70 46				
				285	H	Rhode Island	72 46	48	H	Florida	50 74				
				73	A	Richmond	62 67	133	H	Albany (NY)	36 75				
				66	A	Rutgers	50 54	10	A	Villanova	44 49				
				341	H	Saint Peter's	72 55	198	A	Penn	56 65				

Non-Div I Games:

La Salle

■ Loss, 
■ Non-Conf, 
■ S Site, 
■ H Home 
■ A Away 
N Neutral

## La.-Lafayette

Through Games Of Sunday, January 20, 2013

Average RPI Win:	237	WON-LOST	WINNING	LAST 10	STRENGTH OF	OPP. STRENGTH	TEAM	ADJ.	CONF.	ADJ CONF.
Average RPI Loss:	141	RECORD	PCT. RANK	GAMES	SCHEDULE	OF SCHEDULE	RPI	RPI	RPI	RPI
DIV. I ONLY	5- 12	282	2- 8	89	321	231	231	13	13	
DIV. I NON-CONF.	4- 3	138	3- 1	187	345	186	186	13	13	
TOTALS	RPI 1-25	RPI 26-50	W-L RECORDS	RPI 51-100	RPI 101-150	RPI 150+				
5- 12	0- 0	0- 0	OVERALL	0- 3	2- 3	3- 6				
3- 4	0- 0	0- 0	HOME	0- 1	1- 1	2- 2				
2- 8	0- 0	0- 0	AWAY	0- 2	1- 2	1- 4				
0- 0	0- 0	0- 0	NEUTRAL	0- 0	0- 0	0- 0				
4- 3	0- 0	0- 0	NON-CONFERENCE	0- 0	1- 0	3- 3				
2- 1	0- 0	0- 0	HOME	0- 0	0- 0	2- 1				
2- 2	0- 0	0- 0	AWAY	0- 0	1- 0	1- 2				
0- 0	0- 0	0- 0	NEUTRAL	0- 0	0- 0	0- 0				
1- 9	0- 0	0- 0	CONFERENCE	0- 3	1- 3	0- 3				
1- 3	0- 0	0- 0	HOME	0- 1	1- 1	0- 1				
0- 6	0- 0	0- 0	AWAY	0- 2	0- 2	0- 2				
0- 0	0- 0	0- 0	NEUTRAL	0- 0	0- 0	0- 0				

RPI 1-25			RPI 26-50			RPI 51-100			RPI 101+			Team's RPI: 231
RPI	S	Opponent	Score	RPI	S	Opponent	Score	RPI	S	Opponent	Score	
						54	A Middle Tenn.	36	72	107	A Tulane	65 64
						54	H Middle Tenn.	45	72	123	H UALR	56 54
						76	A Western Ky.	64	75	125	A FIU	47 63
										139	A Arkansas St.	53 77
										139	H Arkansas St.	39 48
										151	A Fla. Atlantic	44 79
										163	H South Ala.	43 53
										165	A North Texas	59 71
										170	A Nicholls St.	62 71
										202	H UC Riverside	37 55
										248	A Neb. Omaha	67 79
										280	A Southern U.	71 69
										330	H Jackson St.	68 57
										345	H New Orleans	68 41
LAST 12 Division I GAMES:												
						54	A Middle Tenn.	36	72	123	H UALR	56 54
						76	A Western Ky.	64	75	139	A Arkansas St.	53 77
						139	H Arkansas St.	39	48	107	A Tulane	65 64
						163	H South Ala.	43	53	202	H UC Riverside	37 55
						125	A FIU	47	63	345	H New Orleans	68 41
						151	A Fla. Atlantic	44	79	330	H Jackson St.	68 57

Non-Div I Games: Southern-N.O. 71 49 LSU-Shreveport 83 42

La.-Lafayette

Loss, Non-Conf, S Site, H Home A Away N Neutral

Average RPI Win:	<b>231</b>	WON-LOST	WINNING	LAST 10	STRENGTH OF	OPP. STRENGTH	TEAM	ADJ.	CONF.	ADJ CONF.
Average RPI Loss:	<b>137</b>	RECORD	PCT. RANK	GAMES	SCHEDULE	OF SCHEDULE	RPI	RPI	RPI	RPI
DIV. I ONLY	<b>3- 15</b>	<b>320</b>	<b>1- 9</b>	<b>71</b>	<b>290</b>	<b>253</b>	<b>253</b>	<b>13</b>	<b>13</b>	
DIV. I NON-CONF.	<b>2- 7</b>	<b>300</b>	<b>1- 3</b>	<b>44</b>	<b>326</b>	<b>222</b>	<b>222</b>	<b>13</b>	<b>13</b>	
TOTALS	RPI 1-25	RPI 26-50	W-L RECORDS	RPI 51-100	RPI 101-150	RPI 150+				
3- 15	0- 0	0- 0	OVERALL	0- 3	0- 5	3- 7				
1- 7	0- 0	0- 0	HOME	0- 2	0- 2	1- 3				
2- 8	0- 0	0- 0	AWAY	0- 1	0- 3	2- 4				
0- 0	0- 0	0- 0	NEUTRAL	0- 0	0- 0	0- 0				
2- 7	0- 0	0- 0	NON-CONFERENCE	0- 1	0- 3	2- 3				
1- 3	0- 0	0- 0	HOME	0- 0	0- 2	1- 1				
1- 4	0- 0	0- 0	AWAY	0- 1	0- 1	1- 2				
0- 0	0- 0	0- 0	NEUTRAL	0- 0	0- 0	0- 0				
1- 8	0- 0	0- 0	CONFERENCE	0- 2	0- 2	1- 4				
0- 4	0- 0	0- 0	HOME	0- 2	0- 0	0- 2				
1- 4	0- 0	0- 0	AWAY	0- 0	0- 2	1- 2				
0- 0	0- 0	0- 0	NEUTRAL	0- 0	0- 0	0- 0				

RPI 1-25				RPI 26-50				RPI 51-100				RPI 101+ Team's RPI: 253					
RPI	S	Opponent	Score	RPI	S	Opponent	Score	RPI	S	Opponent	Score	RPI	S	Opponent	Score		
								54	H	Middle Tenn.	48	66	107	H	Tulane	60	70
								76	H	Western Ky.	57	65	121	A	Texas	49	77
								80	A	SMU	56	76	123	A	UALR	54	71
													128	H	Lamar	50	72
													139	A	Arkansas St.	58	71
													151	H	Fla. Atlantic	72	82
													163	A	South Ala.	51	61
													163	H	South Ala.	45	55
													165	A	North Texas	51	79
													170	A	Nicholls St.	60	85
													177	H	Central Ark.	49	62
													186	A	Tennessee Tech	59	48
													197	H	Southern Miss.	73	55
													237	A	Stephen F. Austin	55	80
													311	A	Troy	75	69
LAST 12 Division I GAMES:																	
139	A	Arkansas St.	58	71	151	H	Fla. Atlantic	72	82								
163	A	South Ala.	51	61	177	H	Central Ark.	49	62								
54	H	Middle Tenn.	48	66	80	A	SMU	56	76								
311	A	Troy	75	69	121	A	Texas	49	77								
165	A	North Texas	51	79	197	H	Southern Miss.	73	55								
163	H	South Ala.	45	55	123	A	UALR	54	71								

Non-Div I Games:

La.-Monroe

■ Loss, 
 ■ Non-Conf, S Site, 
 ■ Home 
 ■ Away 
 N Neutral

Lafayette

Through Games Of Sunday, January 20, 2013

Average RPI Win:	247	WON-LOST	WINNING	LAST 10	STRENGTH OF	OPP. STRENGTH	TEAM	ADJ.	CONF.	ADJ CONF.
Average RPI Loss:	146	RECORD	PCT. RANK	GAMES	SCHEDULE	OF SCHEDULE	RPI	RPI	RPI	RPI
DIV. I ONLY	7- 11	226	4- 6	152	216	227	227	17	17	
DIV. I NON-CONF.	7- 8	177	5- 4	199	179	195	195	19	19	
TOTALS	RPI 1-25	RPI 26-50	W-L RECORDS	RPI 51-100	RPI 101-150	RPI 150+				
7- 11	0- 2	0- 1	OVERALL	1- 1	0- 0	6- 7				
4- 4	0- 1	0- 0	HOME	0- 0	0- 0	4- 3				
2- 6	0- 1	0- 1	AWAY	1- 1	0- 0	1- 3				
1- 1	0- 0	0- 0	NEUTRAL	0- 0	0- 0	1- 1				
7- 8	0- 2	0- 1	NON-CONFERENCE	1- 1	0- 0	6- 4				
4- 2	0- 1	0- 0	HOME	0- 0	0- 0	4- 1				
2- 5	0- 1	0- 1	AWAY	1- 1	0- 0	1- 2				
1- 1	0- 0	0- 0	NEUTRAL	0- 0	0- 0	1- 1				
0- 3	0- 0	0- 0	CONFERENCE	0- 0	0- 0	0- 3				
0- 2	0- 0	0- 0	HOME	0- 0	0- 0	0- 2				
0- 1	0- 0	0- 0	AWAY	0- 0	0- 0	0- 1				
0- 0	0- 0	0- 0	NEUTRAL	0- 0	0- 0	0- 0				

RPI 1-25				RPI 26-50				RPI 51-100				RPI 101+ Team's RPI: 227			
RPI	S	Opponent	Score	RPI	S	Opponent	Score	RPI	S	Opponent	Score	RPI	S	Opponent	Score
8	A	Penn St.	34 75	44	A	Saint Joseph's	43 69	69	A	Ohio St.	41 81	176	H	Bucknell	49 50
10	H	Villanova	34 73					92	A	Fordham	54 50	193	H	Pittsburgh	68 65
												196	H	Rider	64 68
												208	H	Army	43 63
												219	N	Providence	54 66
												220	A	Navy	44 62
												223	A	Monmouth	43 62
												234	A	Seton Hall	54 60
												249	H	St. Francis Brooklyn	66 63
												254	H	Brown	56 32
												288	H	Loyola Chicago	62 51
												314	N	Wagner	64 45
												342	A	Columbia	49 47
LAST 12 Division I GAMES:															
176	H	Bucknell	49 50	92	A	Fordham	54 50								
208	H	Army	43 63	249	H	St. Francis Brooklyn	66 63								
220	A	Navy	44 62	69	A	Ohio St.	41 81								
342	A	Columbia	49 47	44	A	Saint Joseph's	43 69								
254	H	Brown	56 32	193	H	Pittsburgh	68 65								
219	N	Providence	54 66	196	H	Rider	64 68								

Non-Div I Games:

Lafayette

Loss, Non-Conf, S Site, H Home A Away N Neutral

Average RPI Win:	277	WON-LOST	WINNING	LAST 10	STRENGTH OF	OPP. STRENGTH	TEAM	ADJ.	CONF.	ADJ CONF.
Average RPI Loss:	79	RECORD	PCT. RANK	GAMES	SCHEDULE	OF SCHEDULE	RPI	RPI	RPI	RPI
DIV. I ONLY	8- 4	75	6- 3	307	153	128	128	22	22	
DIV. I NON-CONF.	3- 3	161	2- 2	212	40	91	91	21	21	
TOTALS	RPI 1-25	RPI 26-50	W-L RECORDS	RPI 51-100	RPI 101-150	RPI 150+				
8- 4	0- 1	0- 1	OVERALL	0- 0	0- 1	8- 1				
2- 1	0- 0	0- 0	HOME	0- 0	0- 0	2- 1				
6- 3	0- 1	0- 1	AWAY	0- 0	0- 1	6- 0				
0- 0	0- 0	0- 0	NEUTRAL	0- 0	0- 0	0- 0				
3- 3	0- 1	0- 1	NON-CONFERENCE	0- 0	0- 1	3- 0				
0- 0	0- 0	0- 0	HOME	0- 0	0- 0	0- 0				
3- 3	0- 1	0- 1	AWAY	0- 0	0- 1	3- 0				
0- 0	0- 0	0- 0	NEUTRAL	0- 0	0- 0	0- 0				
5- 1	0- 0	0- 0	CONFERENCE	0- 0	0- 0	5- 1				
2- 1	0- 0	0- 0	HOME	0- 0	0- 0	2- 1				
3- 0	0- 0	0- 0	AWAY	0- 0	0- 0	3- 0				
0- 0	0- 0	0- 0	NEUTRAL	0- 0	0- 0	0- 0				

RPI 1-25				RPI 26-50				RPI 51-100				RPI 101+ Team's RPI: 128			
RPI	S	Opponent	Score	RPI	S	Opponent	Score	RPI	S	Opponent	Score	RPI	S	Opponent	Score
2	A	Baylor	34 80	36	A	Texas Tech	52 73					119	A	Rice	56 62
												158	H	Sam Houston St.	57 59
												211	A	McNeese St.	57 53
												237	A	Stephen F. Austin	65 50
												253	A	La.-Monroe	72 50
												267	A	Ole Miss	85 71
												275	A	Northwestern St.	71 68
												298	H	Southeastern La.	58 49
												332	H	A&M-Corpus Christi	44 37
												344	A	Houston Baptist	68 52
LAST 12 Division I GAMES:															
211	A	McNeese St.	57 53	119	A	Rice	56 62								
332	H	A&M-Corpus Christi	44 37	344	A	Houston Baptist	68 52								
158	H	Sam Houston St.	57 59	36	A	Texas Tech	52 73								
298	H	Southeastern La.	58 49	253	A	La.-Monroe	72 50								
275	A	Northwestern St.	71 68	267	A	Ole Miss	85 71								
237	A	Stephen F. Austin	65 50	2	A	Baylor	34 80								

Non-Div I Games: Our Lady Of The Lak89 66 Northwood (TX) 64 19 Texas-Tyler 87 42 Centenary (LA) 88 30  
Lamar

Loss, Non-Conf, S Site, H Home A Away N Neutral

Average RPI Win: <b>260</b>	WON-LOST	WINNING	LAST 10	STRENGTH OF	OPP. STRENGTH	TEAM	ADJ.	CONF.	ADJ CONF.
Average RPI Loss: <b>115</b>	RECORD	PCT. RANK	GAMES	SCHEDULE	OF SCHEDULE	RPI	RPI	RPI	RPI
DIV. I ONLY	10- 8	147	7- 3	271	181	199	199	17	17
DIV. I NON-CONF.	8- 7	159	6- 3	273	197	218	218	19	19
TOTALS	RPI 1-25	RPI 26-50	W-L RECORDS	RPI 51-100	RPI 101-150	RPI 150+			
10- 8	0- 2	0- 0	OVERALL	0- 1	1- 2	9- 3			
4- 5	0- 0	0- 0	HOME	0- 1	1- 2	3- 2			
5- 3	0- 2	0- 0	AWAY	0- 0	0- 0	5- 1			
1- 0	0- 0	0- 0	NEUTRAL	0- 0	0- 0	1- 0			
8- 7	0- 2	0- 0	NON-CONFERENCE	0- 1	1- 1	7- 3			
4- 4	0- 0	0- 0	HOME	0- 1	1- 1	3- 2			
3- 3	0- 2	0- 0	AWAY	0- 0	0- 0	3- 1			
1- 0	0- 0	0- 0	NEUTRAL	0- 0	0- 0	1- 0			
2- 1	0- 0	0- 0	CONFERENCE	0- 0	0- 1	2- 0			
0- 1	0- 0	0- 0	HOME	0- 0	0- 1	0- 0			
2- 0	0- 0	0- 0	AWAY	0- 0	0- 0	2- 0			
0- 0	0- 0	0- 0	NEUTRAL	0- 0	0- 0	0- 0			

RPI 1-25				RPI 26-50				RPI 51-100				RPI 101+ Team's RPI: 199			
RPI	S	Opponent	Score	RPI	S	Opponent	Score	RPI	S	Opponent	Score	RPI	S	Opponent	Score
4	A	California	48 <b>80</b>					51	H	Boston U.	44 <b>72</b>	104	H	Fairfield	47 42
10	A	Villanova	49 <b>66</b>									117	H	American	56 <b>62</b>
												140	H	Sacred Heart	63 <b>73</b>
												161	H	La Salle	48 <b>49</b>
												190	A	Mt. St. Mary's	66 57
												214	A	Holy Cross	67 65
												216	A	Loyola Maryland	48 <b>60</b>
												223	H	Monmouth	50 <b>55</b>
												247	A	Colgate	70 62
												251	H	Niagara	72 49
												295	A	NJIT	46 45
												306	H	Binghamton	67 37
												314	N	Wagner	78 53
												341	A	Saint Peter's	62 60
												342	H	Columbia	58 33
LAST 12 Division I GAMES:															
247	A	Colgate	70 62	51	H	Boston U.	44 <b>72</b>	306	H	Binghamton	67 37				
117	H	American	56 <b>62</b>	140	H	Sacred Heart	63 <b>73</b>	251	H	Niagara	72 49				
214	A	Holy Cross	67 65	404	H	Fairfield	47 42	104	H	Fairfield	47 42				
342	H	Columbia	58 33	216	A	Loyola Maryland	48 <b>60</b>								
295	A	NJIT	46 45												
190	A	Mt. St. Mary's	66 57												

Non-Div I Games:

Lehigh

■ Loss, 
 ■ Non-Conf, 
 S Site, 
 ■ Home 
 ■ Away 
 N Neutral

Liberty

Through Games Of Sunday, January 20, 2013

Average RPI Win:	255	WON-LOST	WINNING	LAST 10	STRENGTH OF	OPP. STRENGTH	TEAM	ADJ.	CONF.	ADJ CONF.
Average RPI Loss:	87	RECORD	PCT. RANK	GAMES	SCHEDULE	OF SCHEDULE	RPI	RPI	RPI	RPI
DIV. I ONLY	12- 6	75	6- 3	195	215	116	116	29	29	
DIV. I NON-CONF.	6- 4	123	2- 1	139	79	95	95	29	29	
TOTALS	RPI 1-25	RPI 26-50	W-L RECORDS	RPI 51-100	RPI 101-150	RPI 150+				
12- 6	0- 2	0- 1	OVERALL	0- 0	2- 1	10- 2				
6- 3	0- 0	0- 0	HOME	0- 0	1- 1	5- 2				
6- 3	0- 2	0- 1	AWAY	0- 0	1- 0	5- 0				
0- 0	0- 0	0- 0	NEUTRAL	0- 0	0- 0	0- 0				
6- 4	0- 2	0- 1	NON-CONFERENCE	0- 0	2- 0	4- 1				
4- 1	0- 0	0- 0	HOME	0- 0	1- 0	3- 1				
2- 3	0- 2	0- 1	AWAY	0- 0	1- 0	1- 0				
0- 0	0- 0	0- 0	NEUTRAL	0- 0	0- 0	0- 0				
6- 2	0- 0	0- 0	CONFERENCE	0- 0	0- 1	6- 1				
2- 2	0- 0	0- 0	HOME	0- 0	0- 1	2- 1				
4- 0	0- 0	0- 0	AWAY	0- 0	0- 0	4- 0				
0- 0	0- 0	0- 0	NEUTRAL	0- 0	0- 0	0- 0				

RPI 1-25				RPI 26-50				RPI 51-100				RPI 101+ Team's RPI: 116			
RPI	S	Opponent	Score	RPI	S	Opponent	Score	RPI	S	Opponent	Score	RPI	S	Opponent	Score
2	A	Baylor	60 92	42	A	Duquesne	46 63					110	A	James Madison	60 48
13	A	Texas A&M	55 70									137	H	High Point	63 71
												140	H	Sacred Heart	68 63
												152	H	Presbyterian	49 51
												174	H	N.C. A&T	56 60
												185	H	Campbell	65 58
												215	A	Winthrop	90 57
												245	A	Radford	67 65
												255	A	VCU	76 63
												296	H	UNC Wilmington	84 34
												310	A	Coastal Caro.	76 48
												320	A	Charleston So.	92 33
												324	H	Grambling	81 50
												325	H	UNC Greensboro	76 56
												337	H	UNC Asheville	75 49
LAST 12 Division I GAMES:															
185	H	Campbell	65 58	215	A	Winthrop	90 57								
137	H	High Point	63 71	255	A	VCU	76 63								
310	A	Coastal Caro.	76 48	174	H	N.C. A&T	56 60								
320	A	Charleston So.	92 33	296	H	UNC Wilmington	84 34								
337	H	UNC Asheville	75 49	110	A	James Madison	60 48								
152	H	Presbyterian	49 51	245	A	Radford	67 65								

Non-Div I Games: Virginia Union 95 39 Bluefield St. 82 46

Liberty

Loss, Non-Conf, S Site, H Home A Away N Neutral

Average RPI Win:	315	WON-LOST	WINNING	LAST 10	STRENGTH OF	OPP. STRENGTH	TEAM	ADJ.	CONF.	ADJ CONF.
Average RPI Loss:	193	RECORD	PCT. RANK	GAMES	SCHEDULE	OF SCHEDULE	RPI	RPI	RPI	RPI
DIV. I ONLY	2- 14	327	2- 8	292	248	334	334	28	28	
DIV. I NON-CONF.	1- 10	323	1- 6	266	215	334	334	28	28	
TOTALS	RPI 1-25	RPI 26-50	W-L RECORDS	RPI 51-100	RPI 101-150	RPI 150+				
2- 14	0- 1	0- 2	OVERALL	0- 0	0- 1	2- 10				
2- 4	0- 0	0- 1	HOME	0- 0	0- 0	2- 3				
0- 10	0- 1	0- 1	AWAY	0- 0	0- 1	0- 7				
0- 0	0- 0	0- 0	NEUTRAL	0- 0	0- 0	0- 0				
1- 10	0- 1	0- 2	NON-CONFERENCE	0- 0	0- 0	1- 7				
1- 3	0- 0	0- 1	HOME	0- 0	0- 0	1- 2				
0- 7	0- 1	0- 1	AWAY	0- 0	0- 0	0- 5				
0- 0	0- 0	0- 0	NEUTRAL	0- 0	0- 0	0- 0				
1- 4	0- 0	0- 0	CONFERENCE	0- 0	0- 1	1- 3				
1- 1	0- 0	0- 0	HOME	0- 0	0- 0	1- 1				
0- 3	0- 0	0- 0	AWAY	0- 0	0- 1	0- 2				
0- 0	0- 0	0- 0	NEUTRAL	0- 0	0- 0	0- 0				

RPI 1-25				RPI 26-50				RPI 51-100				RPI 101+ Team's RPI: 334			
RPI	S	Opponent	Score	RPI	S	Opponent	Score	RPI	S	Opponent	Score	RPI	S	Opponent	Score
24	A	Georgia	42 93	30	H	Vanderbilt	45 62					113	A	Stetson	51 92
				36	A	Texas Tech	41 61					167	H	Belmont	54 70
												200	H	East Tenn. St.	74 80
												205	A	Murray St.	55 63
												210	H	Tennessee St.	60 69
												246	A	Northern Ky.	33 66
												267	A	Ole Miss	46 68
												272	A	North Florida	64 77
												291	H	USC Upstate	57 56
												304	A	Jacksonville	45 58
												307	A	Austin Peay	42 69
												323	A	Gardner-Webb	40 64
												338	H	Jacksonville St.	67 54
LAST 12 Division I GAMES:															
113	A	Stetson	51 92	307	A	Austin Peay	42 69								
246	A	Northern Ky.	33 66	210	H	Tennessee St.	60 69								
291	H	USC Upstate	57 56	24	A	Georgia	42 93								
200	H	East Tenn. St.	74 80	338	H	Jacksonville St.	67 54								
304	A	Jacksonville	45 58	167	H	Belmont	54 70								
272	A	North Florida	64 77	267	A	Ole Miss	46 68								

Non-Div I Games:

Lipscomb

■ Loss, 
 ■ Non-Conf, 
 ■ S Site, 
 ■ H Home 
 ■ A Away 
 N Neutral



Average RPI Win:	190	WON-LOST	WINNING	LAST 10	STRENGTH OF	OPP. STRENGTH	TEAM	ADJ.	CONF.	ADJ CONF.
Average RPI Loss:	124	RECORD	PCT. RANK	GAMES	SCHEDULE	OF SCHEDULE	RPI	RPI	RPI	RPI
DIV. I ONLY	10- 8	147	6- 4	113	145	142	142	11	11	
DIV. I NON-CONF.	7- 5	131	4- 2	116	190	129	129	10	10	
TOTALS	RPI 1-25	RPI 26-50	W-L RECORDS	RPI 51-100	RPI 101-150	RPI 150+				
10- 8	0- 1	0- 0	OVERALL	3- 2	1- 1	6- 4				
9- 3	0- 0	0- 0	HOME	3- 1	1- 0	5- 2				
1- 5	0- 1	0- 0	AWAY	0- 1	0- 1	1- 2				
0- 0	0- 0	0- 0	NEUTRAL	0- 0	0- 0	0- 0				
7- 5	0- 1	0- 0	NON-CONFERENCE	2- 1	1- 1	4- 2				
6- 2	0- 0	0- 0	HOME	2- 1	1- 0	3- 1				
1- 3	0- 1	0- 0	AWAY	0- 0	0- 1	1- 1				
0- 0	0- 0	0- 0	NEUTRAL	0- 0	0- 0	0- 0				
3- 3	0- 0	0- 0	CONFERENCE	1- 1	0- 0	2- 2				
3- 1	0- 0	0- 0	HOME	1- 0	0- 0	2- 1				
0- 2	0- 0	0- 0	AWAY	0- 1	0- 0	0- 1				
0- 0	0- 0	0- 0	NEUTRAL	0- 0	0- 0	0- 0				

RPI 1-25				RPI 26-50				RPI 51-100				RPI 101+ Team's RPI: 142			
RPI	S	Opponent	Score	RPI	S	Opponent	Score	RPI	S	Opponent	Score	RPI	S	Opponent	Score
1	A	Stanford	41 77					62	A	Cal St. Northridge	52 73	101	A	San Diego	49 67
								63	H	Washington	71 62	149	H	Sacramento St.	74 71
								83	H	Santa Clara	67 68	158	H	Sam Houston St.	50 49
								93	H	Arizona	71 61	160	A	Hawaii	57 65
								96	H	Cal Poly	62 52	175	H	UC Santa Barbara	52 45
												184	H	Iona	58 60
												195	A	Loyola Marymount	52 58
												202	H	UC Riverside	49 50
												252	H	Canisius	72 67
												258	H	Cal St. Fullerton	45 39
												309	A	Utah Valley	77 69
												342	H	Columbia	79 50
LAST 12 Division I GAMES:															
258	H	Cal St. Fullerton	45 39	342	H	Columbia	79 50								
202	H	UC Riverside	49 50	158	H	Sam Houston St.	50 49								
160	A	Hawaii	57 65	252	H	Canisius	72 67								
62	A	Cal St. Northridge	52 73	101	A	San Diego	49 67								
175	H	UC Santa Barbara	52 45	83	H	Santa Clara	67 68								
96	H	Cal Poly	62 52	93	H	Arizona	71 61								

Non-Div I Games:

Long Beach St.

■ Loss, 
 ■ Non-Conf, S Site, 
 ■ Home 
 ■ Away 
 N Neutral

Average RPI Win:	270	WON-LOST	WINNING	LAST 10	STRENGTH OF	OPP. STRENGTH	TEAM	ADJ.	CONF.	ADJ CONF.
Average RPI Loss:	142	RECORD	PCT. RANK	GAMES	SCHEDULE	OF SCHEDULE	RPI	RPI	RPI	RPI
DIV. I ONLY	9- 9	164	7- 3	245	283	179	179	29	29	
DIV. I NON-CONF.	2- 8	303	1- 3	246	97	281	281	29	29	
TOTALS	RPI 1-25	RPI 26-50	W-L RECORDS	RPI 51-100	RPI 101-150	RPI 150+				
9- 9	0- 0	0- 0	OVERALL	0- 5	0- 0	9- 4				
5- 1	0- 0	0- 0	HOME	0- 0	0- 0	5- 1				
4- 8	0- 0	0- 0	AWAY	0- 5	0- 0	4- 3				
0- 0	0- 0	0- 0	NEUTRAL	0- 0	0- 0	0- 0				
2- 8	0- 0	0- 0	NON-CONFERENCE	0- 5	0- 0	2- 3				
1- 1	0- 0	0- 0	HOME	0- 0	0- 0	1- 1				
1- 7	0- 0	0- 0	AWAY	0- 5	0- 0	1- 2				
0- 0	0- 0	0- 0	NEUTRAL	0- 0	0- 0	0- 0				
7- 1	0- 0	0- 0	CONFERENCE	0- 0	0- 0	7- 1				
4- 0	0- 0	0- 0	HOME	0- 0	0- 0	4- 0				
3- 1	0- 0	0- 0	AWAY	0- 0	0- 0	3- 1				
0- 0	0- 0	0- 0	NEUTRAL	0- 0	0- 0	0- 0				

RPI 1-25				RPI 26-50				RPI 51-100				RPI 101+				Team's RPI: 179	
RPI	S	Opponent	Score	RPI	S	Opponent	Score	RPI	S	Opponent	Score	RPI	S	Opponent	Score		
								73	A	Richmond	61	71	152	A	Presbyterian	62	71
								86	A	Virginia Tech	58	73	176	A	Bucknell	60	52
								91	A	Arizona St.	50	62	185	H	Campbell	77	75
								93	A	Arizona	68	86	193	A	Pittsburgh	60	86
								100	A	North Carolina St.	49	102	205	H	Murray St.	68	76
													215	H	Winthrop	79	74
													245	A	Radford	57	49
													283	A	Coppin St.	67	75
													310	H	Coastal Caro.	77	63
													320	A	Charleston So.	67	52
													323	A	Gardner-Webb	70	62
													323	H	Gardner-Webb	87	75
													336	H	Air Force	68	63
LAST 12 Division I GAMES:																	
				310	H	Coastal Caro.	77	63					245	A	Radford	57	49
				185	H	Campbell	77	75					91	A	Arizona St.	50	62
				320	A	Charleston So.	67	52					93	A	Arizona	68	86
				152	A	Presbyterian	62	71					176	A	Bucknell	60	52
				215	H	Winthrop	79	74					323	A	Gardner-Webb	70	62
				323	H	Gardner-Webb	87	75					86	A	Virginia Tech	58	73

Non-Div I Games:

Longwood

■ Loss, 
 ■ Non-Conf, 
 ■ S Site, 
 ■ H Home 
 ■ A Away 
 N Neutral

Average RPI Win:	225	WON-LOST	WINNING	LAST 10	STRENGTH OF	OPP. STRENGTH	TEAM	ADJ.	CONF.	ADJ CONF.
Average RPI Loss:	128	RECORD	PCT. RANK	GAMES	SCHEDULE	OF SCHEDULE	RPI	RPI	RPI	RPI
DIV. I ONLY	8- 9	180	6- 4	115	189	156	156	24	24	
DIV. I NON-CONF.	4- 6	217	2- 3	46	100	160	160	24	24	
TOTALS	RPI 1-25	RPI 26-50	W-L RECORDS	RPI 51-100	RPI 101-150	RPI 150+				
8- 9	0- 2	0- 0	OVERALL	0- 2	0- 1	8- 4				
6- 2	0- 1	0- 0	HOME	0- 0	0- 0	6- 1				
2- 6	0- 1	0- 0	AWAY	0- 1	0- 1	2- 3				
0- 1	0- 0	0- 0	NEUTRAL	0- 1	0- 0	0- 0				
4- 6	0- 2	0- 0	NON-CONFERENCE	0- 2	0- 1	4- 1				
4- 1	0- 1	0- 0	HOME	0- 0	0- 0	4- 0				
0- 4	0- 1	0- 0	AWAY	0- 1	0- 1	0- 1				
0- 1	0- 0	0- 0	NEUTRAL	0- 1	0- 0	0- 0				
4- 3	0- 0	0- 0	CONFERENCE	0- 0	0- 0	4- 3				
2- 1	0- 0	0- 0	HOME	0- 0	0- 0	2- 1				
2- 2	0- 0	0- 0	AWAY	0- 0	0- 0	2- 2				
0- 0	0- 0	0- 0	NEUTRAL	0- 0	0- 0	0- 0				

RPI 1-25				RPI 26-50				RPI 51-100				RPI 101+ Team's RPI: 156			
RPI	S	Opponent	Score	RPI	S	Opponent	Score	RPI	S	Opponent	Score	RPI	S	Opponent	Score
13	A	Texas A&M	26 77					66	N	Rutgers	46 73	107	A	Tulane	59 66
17	H	South Carolina	58 82					71	A	LSU	55 77	162	H	Oral Roberts	61 59
												173	A	Seattle	47 64
												177	H	Central Ark.	65 63
												204	A	Idaho	67 58
												211	H	McNeese St.	52 50
												213	A	New Mexico St.	67 71
												232	A	Denver	82 77
												233	A	Mississippi St.	55 57
												256	H	Texas St.	71 58
												262	H	UTSA	50 51
												267	H	Ole Miss	57 54
												294	H	Texas-Arlington	65 58
LAST 12 Division I GAMES:															
173	A	Seattle	47 64	232	A	Denver	82 77								
204	A	Idaho	67 58	71	A	LSU	55 77								
262	H	UTSA	50 51	162	H	Oral Roberts	61 59								
256	H	Texas St.	71 58	211	H	McNeese St.	52 50								
294	H	Texas-Arlington	65 58	66	N	Rutgers	46 73								
213	A	New Mexico St.	67 71	13	A	Texas A&M	26 77								

Non-Div I Games:

Louisiana Tech

■ Loss, 
 ■ Non-Conf, 
 ■ S Site, 
 ■ H Home 
 ■ A Away 
 N Neutral



Average RPI Win:	245	WON-LOST	WINNING	LAST 10	STRENGTH OF	OPP. STRENGTH	TEAM	ADJ.	CONF.	ADJ CONF.
Average RPI Loss:	165	RECORD	PCT. RANK	GAMES	SCHEDULE	OF SCHEDULE	RPI	RPI	RPI	RPI
DIV. I ONLY	6- 10	235	3- 7	318	137	288	288	12	12	
DIV. I NON-CONF.	5- 8	222	2- 7	306	133	277	277	11	11	
TOTALS	RPI 1-25	RPI 26-50	W-L RECORDS	RPI 51-100	RPI 101-150	RPI 150+				
6- 10	0- 0	0- 1	OVERALL	0- 1	0- 3	6- 5				
3- 5	0- 0	0- 1	HOME	0- 0	0- 2	3- 2				
3- 5	0- 0	0- 0	AWAY	0- 1	0- 1	3- 3				
0- 0	0- 0	0- 0	NEUTRAL	0- 0	0- 0	0- 0				
5- 8	0- 0	0- 1	NON-CONFERENCE	0- 1	0- 2	5- 4				
3- 3	0- 0	0- 1	HOME	0- 0	0- 1	3- 1				
2- 5	0- 0	0- 0	AWAY	0- 1	0- 1	2- 3				
0- 0	0- 0	0- 0	NEUTRAL	0- 0	0- 0	0- 0				
1- 2	0- 0	0- 0	CONFERENCE	0- 0	0- 1	1- 1				
0- 2	0- 0	0- 0	HOME	0- 0	0- 1	0- 1				
1- 0	0- 0	0- 0	AWAY	0- 0	0- 0	1- 0				
0- 0	0- 0	0- 0	NEUTRAL	0- 0	0- 0	0- 0				

RPI 1-25				RPI 26-50				RPI 51-100				RPI 101+				Team's RPI: 288	
RPI	S	Opponent	Score	RPI	S	Opponent	Score	RPI	S	Opponent	Score	RPI	S	Opponent	Score		
				27	H	DePaul	69 87	57	A	Marquette	61 77	105	A	Northwestern	53 80		
												138	H	Wright St.	56 67		
												145	H	Eastern Ill.	69 72		
												154	H	Western Ill.	61 65		
												161	A	La Salle	56 50		
												201	A	Eastern Mich.	64 54		
												227	A	Lafayette	51 62		
												230	A	Valparaiso	52 44		
												246	H	Northern Ky.	77 65		
												248	A	Neb. Omaha	58 65		
												265	A	Northern Ill.	63 67		
												281	H	Ill.-Chicago	62 73		
												299	H	Southern Ill.	82 73		
												335	H	Chicago St.	81 43		
LAST 12 Division I GAMES:																	
				138	H	Wright St.	56 67	335	H	Chicago St.	81 43						
				230	A	Valparaiso	52 44	27	H	DePaul	69 87						
				281	H	Ill.-Chicago	62 73	248	A	Neb. Omaha	58 65						
				201	A	Eastern Mich.	64 54	154	H	Western Ill.	61 65						
				145	H	Eastern Ill.	69 72	265	A	Northern Ill.	63 67						
				57	A	Marquette	61 77	105	A	Northwestern	53 80						

Non-Div I Games:

Loyola Chicago

Loss, Non-Conf, S Site, H Home A Away N Neutral

## Loyola Maryland

Through Games Of Sunday, January 20, 2013

Average RPI Win:	246	WON-LOST	WINNING	LAST 10	STRENGTH OF	OPP. STRENGTH	TEAM	ADJ.	CONF.	ADJ CONF.
Average RPI Loss:	146	RECORD	PCT. RANK	GAMES	SCHEDULE	OF SCHEDULE	RPI	RPI	RPI	RPI
DIV. I ONLY	6- 11	246	3- 7	136	268	216	216	21	21	
DIV. I NON-CONF.	5- 6	186	3- 3	48	298	100	100	22	22	
TOTALS	RPI 1-25	RPI 26-50	W-L RECORDS	RPI 51-100	RPI 101-150	RPI 150+				
6- 11	0- 1	0- 2	OVERALL	0- 1	1- 2	5- 5				
4- 2	0- 1	0- 0	HOME	0- 0	1- 0	3- 1				
2- 9	0- 0	0- 2	AWAY	0- 1	0- 2	2- 4				
0- 0	0- 0	0- 0	NEUTRAL	0- 0	0- 0	0- 0				
5- 6	0- 1	0- 1	NON-CONFERENCE	0- 1	1- 1	4- 2				
3- 1	0- 1	0- 0	HOME	0- 0	1- 0	2- 0				
2- 5	0- 0	0- 1	AWAY	0- 1	0- 1	2- 2				
0- 0	0- 0	0- 0	NEUTRAL	0- 0	0- 0	0- 0				
1- 5	0- 0	0- 1	CONFERENCE	0- 0	0- 1	1- 3				
1- 1	0- 0	0- 0	HOME	0- 0	0- 0	1- 1				
0- 4	0- 0	0- 1	AWAY	0- 0	0- 1	0- 2				
0- 0	0- 0	0- 0	NEUTRAL	0- 0	0- 0	0- 0				

RPI 1-25				RPI 26-50				RPI 51-100				RPI 101+ Team's RPI: 216			
RPI	S	Opponent	Score	RPI	S	Opponent	Score	RPI	S	Opponent	Score	RPI	S	Opponent	Score
7	H	Maryland	45 88	37	A	Syracuse	48 83	95	A	Hartford	50 64	104	A	Fairfield	54 64
				40	A	Marist	38 67					117	H	American	55 53
												127	A	Howard	37 40
												193	A	Pittsburgh	47 57
												196	H	Rider	74 81
												199	H	Lehigh	60 48
												208	A	Army	53 47
												220	A	Navy	60 71
												276	A	Siena	52 62
												292	H	Towson	52 44
												308	A	Manhattan	50 62
												316	A	UMBC	68 55
												341	H	Saint Peter's	56 47
LAST 12 Division I GAMES:															
276	A	Siena	52 62	208	A	Army	53 47								
308	A	Manhattan	50 62	37	A	Syracuse	48 83								
196	H	Rider	74 81	193	A	Pittsburgh	47 57								
40	A	Marist	38 67	199	H	Lehigh	60 48								
341	H	Saint Peter's	56 47	117	H	American	55 53								
104	A	Fairfield	54 64	127	A	Howard	37 40								

Non-Div I Games:

Loyola Maryland

■ Loss, 
 ■ Non-Conf, S Site, 
 ■ Home 
 ■ Away 
 N Neutral

## Loyola Marymount

## Through Games Of Sunday, January 20, 2013

Average RPI Win:	211	WON-LOST	WINNING	LAST 10	STRENGTH OF	OPP. STRENGTH	TEAM	ADJ.	CONF.	ADJ CONF.
Average RPI Loss:	100	RECORD	PCT. RANK	GAMES	SCHEDULE	OF SCHEDULE	RPI	RPI	RPI	RPI
DIV. I ONLY	8- 11	204	3- 7	117	83	195	195	7	7	
DIV. I NON-CONF.	6- 7	181	2- 4	109	110	158	158	7	7	
TOTALS	RPI 1-25	RPI 26-50	W-L RECORDS	RPI 51-100	RPI 101-150	RPI 150+				
8- 11	0- 1	0- 2	OVERALL	0- 4	1- 1	7- 3				
7- 3	0- 0	0- 1	HOME	0- 0	1- 0	6- 2				
0- 7	0- 1	0- 0	AWAY	0- 4	0- 1	0- 1				
1- 1	0- 0	0- 1	NEUTRAL	0- 0	0- 0	1- 0				
6- 7	0- 1	0- 1	NON-CONFERENCE	0- 3	1- 0	5- 2				
5- 1	0- 0	0- 0	HOME	0- 0	1- 0	4- 1				
0- 5	0- 1	0- 0	AWAY	0- 3	0- 0	0- 1				
1- 1	0- 0	0- 1	NEUTRAL	0- 0	0- 0	1- 0				
2- 4	0- 0	0- 1	CONFERENCE	0- 1	0- 1	2- 1				
2- 2	0- 0	0- 1	HOME	0- 0	0- 0	2- 1				
0- 2	0- 0	0- 0	AWAY	0- 1	0- 1	0- 0				
0- 0	0- 0	0- 0	NEUTRAL	0- 0	0- 0	0- 0				

RPI 1-25				RPI 26-50				RPI 51-100				RPI 101+ Team's RPI: 195			
RPI	S	Opponent	Score	RPI	S	Opponent	Score	RPI	S	Opponent	Score	RPI	S	Opponent	Score
15	A	UCLA	66 86	28	N	Iowa St.	33 55	58	A	UTEP	51 79	101	A	San Diego	78 88
				46	H	St. Mary's (CA)	77 84	60	A	Wyoming	68 84	142	H	Long Beach St.	58 52
								83	A	Santa Clara	54 58	175	H	UC Santa Barbara	69 76
								96	A	Cal Poly	71 84	178	H	San Francisco	65 50
												182	H	Oregon St.	73 62
												206	H	Pepperdine	65 47
												213	A	New Mexico St.	76 77
												218	H	Utah St.	98 81
												226	H	Portland	59 63
												244	N	Tulsa	75 74
												258	H	Cal St. Fullerton	85 73
												261	H	Colorado St.	69 52
LAST 12 Division I GAMES:															
226	H	Portland	59 63	60	A	Wyoming	68 84								
178	H	San Francisco	65 50	96	A	Cal Poly	71 84								
101	A	San Diego	78 88	182	H	Oregon St.	73 62								
83	A	Santa Clara	54 58	175	H	UC Santa Barbara	69 76								
46	H	St. Mary's (CA)	77 84	15	A	UCLA	66 86								
206	H	Pepperdine	65 47	261	H	Colorado St.	69 52								

Non-Div I Games:

Loyola Marymount

■ Loss, 
■ Non-Conf, 
■ S Site, 
■ H Home 
■ A Away 
N Neutral

## Maine

Average RPI Win: **277**  
 Average RPI Loss: **190**

WON-LOST  
 RECORD

WINNING  
 PCT. RANK

LAST 10  
 GAMES

## Through Games Of Sunday, January 20, 2013

STRENGTH OF  
 SCHEDULE

OPP. STRENGTH  
 OF SCHEDULE

TEAM  
 RPI

ADJ.  
 RPI

CONF.  
 RPI

ADJ CONF.  
 RPI

DIV. I ONLY	1- 17	339	0- 10	199	296	329	329	23	23
DIV. I NON-CONF.	1- 12	331	0- 7	238	295	328	328	25	25
TOTALS	RPI 1-25	RPI 26-50	W-L RECORDS	RPI 51-100	RPI 101-150	RPI 150+			
1- 17	0- 0	0- 1	OVERALL	0- 5	0- 2	1- 9			
0- 5	0- 0	0- 1	HOME	0- 2	0- 0	0- 2			
0- 9	0- 0	0- 0	AWAY	0- 1	0- 1	0- 0			
1- 3	0- 0	0- 0	NEUTRAL	0- 1	0- 0	1- 2			
1- 12	0- 0	0- 1	NON-CONFERENCE	0- 3	0- 1	1- 7			
0- 2	0- 0	0- 1	HOME	0- 0	0- 0	0- 1			
0- 7	0- 0	0- 0	AWAY	0- 2	0- 1	0- 4			
1- 3	0- 0	0- 0	NEUTRAL	0- 1	0- 0	1- 2			
0- 5	0- 0	0- 0	CONFERENCE	0- 2	0- 1	0- 2			
0- 3	0- 0	0- 0	HOME	0- 2	0- 0	0- 1			
0- 2	0- 0	0- 0	AWAY	0- 0	0- 1	0- 1			
0- 0	0- 0	0- 0	NEUTRAL	0- 0	0- 0	0- 0			

RPI 1-25				RPI 26-50				RPI 51-100				RPI 101+				Team's RPI: 329	
RPI	S	Opponent	Score	RPI	S	Opponent	Score	RPI	S	Opponent	Score	RPI	S	Opponent	Score		
				37	H	Syracuse	44 68	51	H	Boston U.	54 85	110	A	James Madison	34 88		
								61	A	Minnesota	60 77	133	A	Albany (NY)	39 71		
								65	A	FGCU	49 79	255	A	VCU	47 82		
								68	N	Auburn	41 71	255	H	VCU	58 74		
								95	H	Hartford	37 52	276	A	Siena	50 53		
												277	N	UNLV	74 67		
												285	N	Rhode Island	38 51		
												292	A	Towson	64 69		
												306	H	Binghamton	65 67		
												312	A	Bryant	40 44		
												313	N	Wofford	76 79		
												316	A	UMBC	50 54		
LAST 12 Division I GAMES:																	
				306	H	Binghamton	65 67	292	A	Towson	64 69						
				51	H	Boston U.	54 85	110	A	James Madison	34 88						
				133	A	Albany (NY)	39 71	312	A	Bryant	40 44						
				95	H	Hartford	37 52	285	N	Rhode Island	38 51						
				316	A	UMBC	50 54	276	A	Siena	50 53						
				255	A	VCU	47 82	65	A	FGCU	49 79						

Non-Div I Games:

Maine

Loss, Non-Conf, S Site, H Home A Away N Neutral



Average RPI Win:	267	WON-LOST	WINNING	LAST 10	STRENGTH OF	OPP. STRENGTH	TEAM	ADJ.	CONF.	ADJ CONF.
Average RPI Loss:	200	RECORD	PCT. RANK	GAMES	SCHEDULE	OF SCHEDULE	RPI	RPI	RPI	RPI
DIV. I ONLY	5- 12	282	4- 6	260	330	308	308	21	21	
DIV. I NON-CONF.	3- 8	275	2- 4	195	338	314	314	22	22	
TOTALS	RPI 1-25	RPI 26-50	W-L RECORDS	RPI 51-100	RPI 101-150	RPI 150+				
5- 12	0- 0	0- 0	OVERALL	0- 1	0- 2	5- 9				
4- 5	0- 0	0- 0	HOME	0- 0	0- 0	4- 5				
1- 7	0- 0	0- 0	AWAY	0- 1	0- 2	1- 4				
0- 0	0- 0	0- 0	NEUTRAL	0- 0	0- 0	0- 0				
3- 8	0- 0	0- 0	NON-CONFERENCE	0- 1	0- 1	3- 6				
3- 4	0- 0	0- 0	HOME	0- 0	0- 0	3- 4				
0- 4	0- 0	0- 0	AWAY	0- 1	0- 1	0- 2				
0- 0	0- 0	0- 0	NEUTRAL	0- 0	0- 0	0- 0				
2- 4	0- 0	0- 0	CONFERENCE	0- 0	0- 1	2- 3				
1- 1	0- 0	0- 0	HOME	0- 0	0- 0	1- 1				
1- 3	0- 0	0- 0	AWAY	0- 0	0- 1	1- 2				
0- 0	0- 0	0- 0	NEUTRAL	0- 0	0- 0	0- 0				

RPI 1-25				RPI 26-50				RPI 51-100				RPI 101+				Team's RPI: 308	
RPI	S	Opponent	Score	RPI	S	Opponent	Score	RPI	S	Opponent	Score	RPI	S	Opponent	Score		
								92	A	Fordham	45	55	104	A	Fairfield	50	76
												140	A	Sacred Heart	38	55	
												184	A	Iona	46	76	
												196	H	Rider	41	48	
												207	H	Fairleigh Dickinson	47	53	
												208	H	Army	49	54	
												214	H	Holy Cross	52	60	
												216	H	Loyola Maryland	62	50	
												223	A	Monmouth	43	58	
												236	H	Oakland	47	43	
												255	H	VCU	68	63	
												259	A	Cornell	60	70	
												276	A	Siena	55	62	
												287	H	Ohio	58	49	
												292	H	Towson	60	63	
												341	A	Saint Peter's	73	66	
LAST 12 Division I GAMES:																	
				104	A	Fairfield	50	76				223	A	Monmouth	43	58	
				216	H	Loyola Maryland	62	50				287	H	Ohio	58	49	
				276	A	Siena	55	62				140	A	Sacred Heart	38	55	
				184	A	Iona	46	76				236	H	Oakland	47	43	
				196	H	Rider	41	48				208	H	Army	49	54	
				341	A	Saint Peter's	73	66				214	H	Holy Cross	52	60	

Non-Div I Games:

Manhattan

Average RPI Win:	176	WON-LOST	WINNING	LAST 10	STRENGTH OF	OPP. STRENGTH	TEAM	ADJ.	CONF.	ADJ CONF.
Average RPI Loss:	33	RECORD	PCT. RANK	GAMES	SCHEDULE	OF SCHEDULE	RPI	RPI	RPI	RPI
DIV. I ONLY	11- 6	88	7- 3	21	73	40	40	21	21	
DIV. I NON-CONF.	5- 6	186	3- 3	3	14	49	49	22	22	
TOTALS	RPI 1-25	RPI 26-50	W-L RECORDS	RPI 51-100	RPI 101-150	RPI 150+				
11- 6	1- 3	0- 1	OVERALL	0- 2	3- 0	7- 0				
6- 1	1- 0	0- 0	HOME	0- 1	2- 0	3- 0				
4- 3	0- 1	0- 1	AWAY	0- 1	0- 0	4- 0				
1- 2	0- 2	0- 0	NEUTRAL	0- 0	1- 0	0- 0				
5- 6	1- 3	0- 1	NON-CONFERENCE	0- 2	2- 0	2- 0				
3- 1	1- 0	0- 0	HOME	0- 1	1- 0	1- 0				
1- 3	0- 1	0- 1	AWAY	0- 1	0- 0	1- 0				
1- 2	0- 2	0- 0	NEUTRAL	0- 0	1- 0	0- 0				
6- 0	0- 0	0- 0	CONFERENCE	0- 0	1- 0	5- 0				
3- 0	0- 0	0- 0	HOME	0- 0	1- 0	2- 0				
3- 0	0- 0	0- 0	AWAY	0- 0	0- 0	3- 0				
0- 0	0- 0	0- 0	NEUTRAL	0- 0	0- 0	0- 0				

RPI 1-25				RPI 26-50				Team's RPI: 40				RPI 51-100				RPI 101+			
RPI	S	Opponent	Score	RPI	S	Opponent	Score	RPI	S	Opponent	Score	RPI	S	Opponent	Score	RPI	S	Opponent	Score
3	N	Connecticut	39 81	26	A	Oklahoma	55 68	51	H	Boston U.	56 62	104	H	Fairfield	61 56				
9	A	Kentucky	56 78					95	A	Hartford	53 64	114	N	Wake Forest	81 66				
11	N	Purdue	50 71									136	H	Hofstra	85 70				
20	H	Princeton	56 45									184	H	Iona	69 55				
												189	A	Yale	62 50				
												196	A	Rider	62 47				
												216	H	Loyola Maryland	67 38				
												251	A	Niagara	71 51				
												252	A	Canisius	51 41				
												270	H	Vermont	66 45				
LAST 12 Division I GAMES:																			
251	A	Niagara	71 51	9	A	Kentucky	56 78	189	A	Yale	62 50	51	H	Boston U.	56 62	26	A	Oklahoma	55 68
252	A	Canisius	51 41	51	H	Boston U.	56 62	26	A	Oklahoma	55 68	136	H	Hofstra	85 70	114	N	Wake Forest	81 66
184	H	Iona	69 55	26	A	Oklahoma	55 68	136	H	Hofstra	85 70								
216	H	Loyola Maryland	67 38	136	H	Hofstra	85 70												
104	H	Fairfield	61 56																
196	A	Rider	62 47																

Non-Div I Games:

Marist

Average RPI Win:	175	WON-LOST	WINNING	LAST 10	STRENGTH OF	OPP. STRENGTH	TEAM	ADJ.	CONF.	ADJ CONF.
Average RPI Loss:	35	RECORD	PCT. RANK	GAMES	SCHEDULE	OF SCHEDULE	RPI	RPI	RPI	RPI
DIV. I ONLY	10- 7	117	6- 4	31	44	57	57	5	5	
DIV. I NON-CONF.	8- 5	112	5- 3	52	31	66	66	4	4	
<hr/>										
TOTALS	RPI 1-25	RPI 26-50	W-L RECORDS	RPI 51-100	RPI 101-150	RPI 150+				
10- 7	0- 3	0- 2	OVERALL	4- 2	0- 0	6- 0				
5- 4	0- 2	0- 2	HOME	2- 0	0- 0	3- 0				
4- 3	0- 1	0- 0	AWAY	2- 2	0- 0	2- 0				
1- 0	0- 0	0- 0	NEUTRAL	0- 0	0- 0	1- 0				
8- 5	0- 2	0- 1	NON-CONFERENCE	4- 2	0- 0	4- 0				
5- 2	0- 1	0- 1	HOME	2- 0	0- 0	3- 0				
2- 3	0- 1	0- 0	AWAY	2- 2	0- 0	0- 0				
1- 0	0- 0	0- 0	NEUTRAL	0- 0	0- 0	1- 0				
2- 2	0- 1	0- 1	CONFERENCE	0- 0	0- 0	2- 0				
0- 2	0- 1	0- 1	HOME	0- 0	0- 0	0- 0				
2- 0	0- 0	0- 0	AWAY	0- 0	0- 0	2- 0				
0- 0	0- 0	0- 0	NEUTRAL	0- 0	0- 0	0- 0				

RPI 1-25				RPI 26-50				RPI 51-100				Team's RPI: 57	RPI 101+			
RPI	S	Opponent	Score	RPI	S	Opponent	Score	RPI	S	Opponent	Score		RPI	S	Opponent	Score
3	H	Connecticut	51 85	37	H	Syracuse	79 92	52	A	Central Mich.	78 74		193	A	Pittsburgh	74 65
13	A	Texas A&M	64 84	39	H	Toledo	71 82	59	A	Georgia Tech	72 76		220	H	Navy	73 65
18	H	Green Bay	46 55					79	A	Wisconsin	68 71		228	H	Dartmouth	70 52
								81	A	South Dakota St.	77 74		234	A	Seton Hall	56 53
								92	H	Fordham	51 48		271	N	Marshall	67 46
								94	H	Butler	73 62		288	H	Loyola Chicago	77 61
<hr/>																
LAST 12 Division I GAMES:																
193	A	Pittsburgh	74 65	228	H	Dartmouth	70 52									
234	A	Seton Hall	56 53	220	H	Navy	73 65									
3	H	Connecticut	51 85	39	H	Toledo	71 82									
37	H	Syracuse	79 92	18	H	Green Bay	46 55									
52	A	Central Mich.	78 74	79	A	Wisconsin	68 71									
288	H	Loyola Chicago	77 61	92	H	Fordham	51 48									

Non-Div I Games:

Marquette

■ Loss, 
■ Non-Conf, S Site, 
■ Home 
■ Away 
N Neutral

## Marshall

Through Games Of Sunday, January 20, 2013

Average RPI Win:	246	WON-LOST	WINNING	LAST 10	STRENGTH OF	OPP. STRENGTH	TEAM	ADJ.	CONF.	ADJ CONF.
Average RPI Loss:	182	RECORD	PCT. RANK	GAMES	SCHEDULE	OF SCHEDULE	RPI	RPI	RPI	RPI
DIV. I ONLY	6- 11	246	2- 8	205	304	271	271	10	10	
DIV. I NON-CONF.	6- 7	181	3- 5	242	312	237	237	12	12	
TOTALS	RPI 1-25	RPI 26-50	W-L RECORDS	RPI 51-100	RPI 101-150	RPI 150+				
6- 11	0- 0	0- 1	OVERALL	0- 1	0- 1	6- 8				
3- 4	0- 0	0- 0	HOME	0- 0	0- 1	3- 3				
1- 4	0- 0	0- 0	AWAY	0- 0	0- 0	1- 4				
2- 3	0- 0	0- 1	NEUTRAL	0- 1	0- 0	2- 1				
6- 7	0- 0	0- 1	NON-CONFERENCE	0- 1	0- 0	6- 5				
3- 2	0- 0	0- 0	HOME	0- 0	0- 0	3- 2				
1- 2	0- 0	0- 0	AWAY	0- 0	0- 0	1- 2				
2- 3	0- 0	0- 1	NEUTRAL	0- 1	0- 0	2- 1				
0- 4	0- 0	0- 0	CONFERENCE	0- 0	0- 1	0- 3				
0- 2	0- 0	0- 0	HOME	0- 0	0- 1	0- 1				
0- 2	0- 0	0- 0	AWAY	0- 0	0- 0	0- 2				
0- 0	0- 0	0- 0	NEUTRAL	0- 0	0- 0	0- 0				

RPI 1-25			RPI 26-50			RPI 51-100			RPI 101+			Team's RPI: 271
RPI	S	Opponent	Score	RPI	S	Opponent	Score	RPI	S	Opponent	Score	
				45	N	West Virginia	48 64	57	N	Marquette	46 67	
								107	H	Tulane	57 67	
								152	N	Presbyterian	59 51	
								153	A	Indiana St.	49 55	
								180	H	Houston	63 71	
								186	H	Tennessee Tech	60 67	
								197	A	Southern Miss.	46 48	
								220	A	Navy	51 67	
								224	H	Furman	52 46	
								244	A	Tulsa	49 67	
								245	H	Radford	65 63	
								273	H	Ball St.	70 45	
								280	N	Southern U.	57 47	
								287	H	Ohio	48 55	
								299	A	Southern Ill.	70 66	
								330	N	Jackson St.	63 67	
LAST 12 Division I GAMES:												
180	H	Houston	63 71	224	H	Furman	52 46					
244	A	Tulsa	49 67	287	H	Ohio	48 55					
107	H	Tulane	57 67	299	A	Southern Ill.	70 66					
197	A	Southern Miss.	46 48	45	N	West Virginia	48 64					
220	A	Navy	51 67	152	N	Presbyterian	59 51					
186	H	Tennessee Tech	60 67	330	N	Jackson St.	63 67					

Non-Div I Games:

Marshall

■ Loss, 
■ Non-Conf, 
■ S Site, 
■ H Home 
■ A Away 
N Neutral

Maryland

Through Games Of Sunday, January 20, 2013

Average RPI Win:	121	WON-LOST	WINNING	LAST 10	STRENGTH OF	OPP. STRENGTH	TEAM	ADJ.	CONF.	ADJ CONF.
Average RPI Loss:	22	RECORD	PCT. RANK	GAMES	SCHEDULE	OF SCHEDULE	RPI	RPI	RPI	RPI
DIV. I ONLY	15- 3	24	9- 1	18	17	7	7	3	3	
DIV. I NON-CONF.	9- 2	34	5- 0	25	67	12	12	3	3	
TOTALS	RPI 1-25	RPI 26-50	W-L RECORDS	RPI 51-100	RPI 101-150	RPI 150+				
15- 3	2- 2	3- 1	OVERALL	4- 0	1- 0	5- 0				
9- 0	1- 0	2- 0	HOME	2- 0	1- 0	3- 0				
6- 3	1- 2	1- 1	AWAY	2- 0	0- 0	2- 0				
0- 0	0- 0	0- 0	NEUTRAL	0- 0	0- 0	0- 0				
9- 2	1- 1	1- 1	NON-CONFERENCE	1- 0	1- 0	5- 0				
5- 0	0- 0	0- 0	HOME	1- 0	1- 0	3- 0				
4- 2	1- 1	1- 1	AWAY	0- 0	0- 0	2- 0				
0- 0	0- 0	0- 0	NEUTRAL	0- 0	0- 0	0- 0				
6- 1	1- 1	2- 0	CONFERENCE	3- 0	0- 0	0- 0				
4- 0	1- 0	2- 0	HOME	1- 0	0- 0	0- 0				
2- 1	0- 1	0- 0	AWAY	2- 0	0- 0	0- 0				
0- 0	0- 0	0- 0	NEUTRAL	0- 0	0- 0	0- 0				

RPI 1-25				Team's RPI: 7		RPI 26-50				RPI 51-100				RPI 101+			
RPI	S	Opponent	Score	RPI	S	Opponent	Score	RPI	S	Opponent	Score	RPI	S	Opponent	Score		
3	A	Connecticut	48 63	38	H	Miami (FL)	84 62	59	A	Georgia Tech	66 57	117	H	American	94 54		
16	H	Florida St.	71 64	43	H	Virginia	79 55	86	A	Virginia Tech	74 45	190	H	Mt. St. Mary's	88 47		
19	A	North Carolina	57 60	44	A	Saint Joseph's	49 50	95	H	Hartford	72 40	216	A	Loyola Maryland	88 45		
25	A	Delaware	69 53	49	A	Nebraska	90 71	100	H	North Carolina St.	82 62	229	H	George Mason	90 40		

Massachusetts

Through Games Of Sunday, January 20, 2013

Average RPI Win:	278	WON-LOST	WINNING	LAST 10	STRENGTH OF	OPP. STRENGTH	TEAM	ADJ.	CONF.	ADJ CONF.
Average RPI Loss:	145	RECORD	PCT. RANK	GAMES	SCHEDULE	OF SCHEDULE	RPI	RPI	RPI	RPI
DIV. I ONLY	3- 15	320	1- 9	105	253	282	282	8	8	
DIV. I NON-CONF.	2- 13	317	1- 8	122	271	286	286	8	8	
TOTALS	RPI 1-25	RPI 26-50	W-L RECORDS	RPI 51-100	RPI 101-150	RPI 150+				
3- 15	0- 1	0- 0	OVERALL	0- 6	0- 2	3- 6				
2- 6	0- 0	0- 0	HOME	0- 3	0- 0	2- 3				
1- 9	0- 1	0- 0	AWAY	0- 3	0- 2	1- 3				
0- 0	0- 0	0- 0	NEUTRAL	0- 0	0- 0	0- 0				
2- 13	0- 1	0- 0	NON-CONFERENCE	0- 5	0- 2	2- 5				
1- 6	0- 0	0- 0	HOME	0- 3	0- 0	1- 3				
1- 7	0- 1	0- 0	AWAY	0- 2	0- 2	1- 2				
0- 0	0- 0	0- 0	NEUTRAL	0- 0	0- 0	0- 0				
1- 2	0- 0	0- 0	CONFERENCE	0- 1	0- 0	1- 1				
1- 0	0- 0	0- 0	HOME	0- 0	0- 0	1- 0				
0- 2	0- 0	0- 0	AWAY	0- 1	0- 0	0- 1				
0- 0	0- 0	0- 0	NEUTRAL	0- 0	0- 0	0- 0				

RPI 1-25				RPI 26-50				RPI 51-100				RPI 101+ Team's RPI: 282			
RPI	S	Opponent	Score	RPI	S	Opponent	Score	RPI	S	Opponent	Score	RPI	S	Opponent	Score
6	A	Notre Dame	50 94					51	A	Boston U.	50 73	134	A	Miami (OH)	40 50
								75	H	Quinnipiac	72 81	143	A	Northeastern	51 78
								82	H	Bowling Green	61 64	183	A	St. Bonaventure	49 61
								84	A	Harvard	59 85	209	H	George Washington	62 58
								92	A	Fordham	57 69	214	H	Holy Cross	59 63
								95	H	Hartford	65 71	228	H	Dartmouth	55 57
												243	A	Central Conn. St.	69 78
												267	A	Ole Miss	59 71
												276	H	Siena	51 57
												287	A	Ohio	65 61
												339	H	Kent St.	83 53
LAST 12 Division I GAMES:															
183	A	St. Bonaventure	49 61	143	A	Northeastern	51 78								
92	A	Fordham	57 69	82	H	Bowling Green	61 64								
209	H	George Washington	62 58	267	A	Ole Miss	59 71								
228	H	Dartmouth	55 57	51	A	Boston U.	50 73								
84	A	Harvard	59 85	134	A	Miami (OH)	40 50								
276	H	Siena	51 57	287	A	Ohio	65 61								

Non-Div I Games:

Massachusetts

Loss, Non-Conf, S Site, H Home A Away N Neutral

Average RPI Win: 231		WON-LOST	WINNING	LAST 10	STRENGTH OF	OPP. STRENGTH	TEAM	ADJ.	CONF.	ADJ CONF.
Average RPI Loss: 139		RECORD	PCT. RANK	GAMES	SCHEDULE	OF SCHEDULE	RPI	RPI	RPI	RPI
DIV. I ONLY		6- 9	221	4- 6	144	237	211	211	22	22
DIV. I NON-CONF.		3- 6	241	1- 4	90	155	172	172	21	21
TOTALS	RPI 1-25	RPI 26-50		W-L RECORDS		RPI 51-100	RPI 101-150	RPI 150+		
6- 9	0- 0	0- 1		OVERALL		0- 1	0- 3	6- 4		
4- 2	0- 0	0- 0		HOME		0- 0	0- 1	4- 1		
1- 7	0- 0	0- 1		AWAY		0- 1	0- 2	1- 3		
1- 0	0- 0	0- 0		NEUTRAL		0- 0	0- 0	1- 0		
3- 6	0- 0	0- 1		NON-CONFERENCE		0- 1	0- 2	3- 2		
2- 0	0- 0	0- 0		HOME		0- 0	0- 0	2- 0		
0- 6	0- 0	0- 1		AWAY		0- 1	0- 2	0- 2		
1- 0	0- 0	0- 0		NEUTRAL		0- 0	0- 0	1- 0		
3- 3	0- 0	0- 0		CONFERENCE		0- 0	0- 1	3- 2		
2- 2	0- 0	0- 0		HOME		0- 0	0- 1	2- 1		
1- 1	0- 0	0- 0		AWAY		0- 0	0- 0	1- 1		
0- 0	0- 0	0- 0		NEUTRAL		0- 0	0- 0	0- 0		

RPI 1-25				RPI 26-50				RPI 51-100				RPI 101+				Team's RPI: 211	
RPI	S	Opponent	Score	RPI	S	Opponent	Score	RPI	S	Opponent	Score	RPI	S	Opponent	Score		
				30	A	Vanderbilt	71 82	71	A	LSU	75 82	107	A	Tulane	63 69		
												119	A	Rice	51 60		
												128	H	Lamar	53 57		
												156	A	Louisiana Tech	50 52		
												158	H	Sam Houston St.	62 58		
												170	H	Nicholls St.	61 78		
												180	H	Houston	76 72		
												197	A	Southern Miss.	59 68		
												212	H	Texas Southern	59 42		
												237	A	Stephen F. Austin	74 57		
												267	N	Ole Miss	80 75		
												275	A	Northwestern St.	62 64		
												332	H	A&M-Corpus Christi	68 39		
LAST 12 Division I GAMES:																	
				128	H	Lamar	53 57	107	A	Tulane	63 69						
				158	H	Sam Houston St.	62 58	267	N	Ole Miss	80 75						
				332	H	A&M-Corpus Christi	68 39	71	A	LSU	75 82						
				170	H	Nicholls St.	61 78	156	A	Louisiana Tech	50 52						
				237	A	Stephen F. Austin	74 57	119	A	Rice	51 60						
				275	A	Northwestern St.	62 64	197	A	Southern Miss.	59 68						

Non-Div I Games:	Centenary (LA)	90	33	Talladega	79	59
------------------	----------------	----	----	-----------	----	----

McNeese St.

Loss, Non-Conf, S Site, H Home A Away N Neutral

Average RPI Win:	194	WON-LOST	WINNING	LAST 10	STRENGTH OF	OPP. STRENGTH	TEAM	ADJ.	CONF.	ADJ CONF.
Average RPI Loss:	139	RECORD	PCT. RANK	GAMES	SCHEDULE	OF SCHEDULE	RPI	RPI	RPI	RPI
DIV. I ONLY	11- 7	105	8- 2	168	155	126	126	10	10	
DIV. I NON-CONF.	9- 5	98	6- 2	249	126	157	157	12	12	
TOTALS	RPI 1-25	RPI 26-50	W-L RECORDS	RPI 51-100	RPI 101-150	RPI 150+				
11- 7	0- 0	0- 0	OVERALL	2- 2	2- 2	7- 3				
7- 3	0- 0	0- 0	HOME	1- 1	2- 1	4- 1				
4- 4	0- 0	0- 0	AWAY	1- 1	0- 1	3- 2				
0- 0	0- 0	0- 0	NEUTRAL	0- 0	0- 0	0- 0				
9- 5	0- 0	0- 0	NON-CONFERENCE	2- 2	1- 1	6- 2				
5- 3	0- 0	0- 0	HOME	1- 1	1- 1	3- 1				
4- 2	0- 0	0- 0	AWAY	1- 1	0- 0	3- 1				
0- 0	0- 0	0- 0	NEUTRAL	0- 0	0- 0	0- 0				
2- 2	0- 0	0- 0	CONFERENCE	0- 0	1- 1	1- 1				
2- 0	0- 0	0- 0	HOME	0- 0	1- 0	1- 0				
0- 2	0- 0	0- 0	AWAY	0- 0	0- 1	0- 1				
0- 0	0- 0	0- 0	NEUTRAL	0- 0	0- 0	0- 0				

RPI	S	Opponent	Score	RPI	S	Opponent	Score	RPI	S	Opponent	Score	RPI	S	Opponent	Score	Team's RPI: 126
54	A	Middle Tenn.	68	82	107	A	Tulane	62	72	123	H	UALR	44	56		
67	H	Illinois	65	73	130	H	East Carolina	66	56	138	H	Wright St.	109	68		
70	H	Missouri	72	69	180	A	Houston	74	77	186	H	Tennessee Tech	73	64		
85	A	Illinois St.	76	74	188	A	Saint Louis	65	58	197	H	Southern Miss.	63	57		
					200	A	East Tenn. St.	73	83	234	A	Seton Hall	65	58		
					240	H	Prairie View	58	70	286	H	Alabama A&M	80	57		
					294	A	Texas-Arlington	89	76	324	H	Grambling	92	42		
LAST 12 Division I GAMES:																
107	A	Tulane	62	72	70	H	Missouri	72	69							
130	H	East Carolina	66	56	234	A	Seton Hall	65	58							
197	H	Southern Miss.	63	57	188	A	Saint Louis	65	58							
180	A	Houston	74	77	286	H	Alabama A&M	80	57							
138	H	Wright St.	109	68	67	H	Illinois	65	73							
186	H	Tennessee Tech	73	64	123	H	UALR	44	56							

Non-Div I Games:

Memphis

■ Loss, 
 ■ Non-Conf, 
 ■ S Site, 
 ■ H Home 
 ■ A Away 
 N Neutral



## Mercer

Through Games Of Sunday, January 20, 2013

Average RPI Win:	288	WON-LOST	WINNING	LAST 10	STRENGTH OF	OPP. STRENGTH	TEAM	ADJ.	CONF.	ADJ CONF.
Average RPI Loss:	84	RECORD	PCT. RANK	GAMES	SCHEDULE	OF SCHEDULE	RPI	RPI	RPI	RPI
DIV. I ONLY	9- 7	133	6- 4	214	212	157	157	28	28	
DIV. I NON-CONF.	5- 5	161	3- 3	235	117	176	176	28	28	
TOTALS	RPI 1-25	RPI 26-50	W-L RECORDS	RPI 51-100	RPI 101-150	RPI 150+				
9- 7	0- 3	0- 0	OVERALL	1- 1	0- 2	8- 1				
4- 3	0- 0	0- 0	HOME	1- 1	0- 2	3- 0				
5- 4	0- 3	0- 0	AWAY	0- 0	0- 0	5- 1				
0- 0	0- 0	0- 0	NEUTRAL	0- 0	0- 0	0- 0				
5- 5	0- 3	0- 0	NON-CONFERENCE	1- 0	0- 1	4- 1				
3- 1	0- 0	0- 0	HOME	1- 0	0- 1	2- 0				
2- 4	0- 3	0- 0	AWAY	0- 0	0- 0	2- 1				
0- 0	0- 0	0- 0	NEUTRAL	0- 0	0- 0	0- 0				
4- 2	0- 0	0- 0	CONFERENCE	0- 1	0- 1	4- 0				
1- 2	0- 0	0- 0	HOME	0- 1	0- 1	1- 0				
3- 0	0- 0	0- 0	AWAY	0- 0	0- 0	3- 0				
0- 0	0- 0	0- 0	NEUTRAL	0- 0	0- 0	0- 0				

RPI 1-25				RPI 26-50				RPI 51-100				RPI 101+ Team's RPI: 157			
RPI	S	Opponent	Score	RPI	S	Opponent	Score	RPI	S	Opponent	Score	RPI	S	Opponent	Score
6	A	Notre Dame	36 93					65	H	FGCU	41 70	113	H	Stetson	41 74
16	A	Florida St.	42 94					97	H	Davidson	46 43	137	H	High Point	57 62
24	A	Georgia	38 80									224	A	Furman	64 73
												272	A	North Florida	56 43
												291	H	USC Upstate	72 55
												304	A	Jacksonville	72 68
												311	A	Troy	96 90
												317	A	Ga. Southern	48 44
												327	H	Alabama St.	65 55
												331	A	Kennesaw St.	71 46
												338	H	Jacksonville St.	63 51
LAST 12 Division I GAMES:															
291	H	USC Upstate	72 55	137	H	High Point	57 62								
272	A	North Florida	56 43	16	A	Florida St.	42 94								
304	A	Jacksonville	72 68	327	H	Alabama St.	65 55								
331	A	Kennesaw St.	71 46	317	A	Ga. Southern	48 44								
65	H	FGCU	41 70	24	A	Georgia	38 80								
113	H	Stetson	41 74	97	H	Davidson	46 43								

Non-Div I Games: Brevard 57 50

Mercer

■ Loss, 
 ■ Non-Conf, 
 ■ S Site, 
 ■ H Home 
 ■ A Away 
 N Neutral

Average RPI Win: 144		WON-LOST	WINNING	LAST 10	STRENGTH OF		OPP. STRENGTH	TEAM	ADJ.	CONF.	ADJ CONF.
Average RPI Loss: 27		RECORD	PCT. RANK	GAMES	SCHEDULE		OF SCHEDULE	RPI	RPI	RPI	RPI
DIV. I ONLY		13- 5	54	6- 4	46		26	38	38	3	3
DIV. I NON-CONF.		9- 2	34	4- 1	51		121	35	35	3	3
TOTALS		RPI 1-25	RPI 26-50		W-L RECORDS		RPI 51-100	RPI 101-150		RPI 150+	
13- 5	1- 3	1- 1		OVERALL		5- 1	0- 0		6- 0		
12- 1	1- 1	1- 0		HOME		4- 0	0- 0		6- 0		
1- 4	0- 2	0- 1		AWAY		1- 1	0- 0		0- 0		
0- 0	0- 0	0- 0		NEUTRAL		0- 0	0- 0		0- 0		
9- 2	1- 1	0- 0		NON-CONFERENCE		3- 1	0- 0		5- 0		
8- 1	1- 1	0- 0		HOME		2- 0	0- 0		5- 0		
1- 1	0- 0	0- 0		AWAY		1- 1	0- 0		0- 0		
0- 0	0- 0	0- 0		NEUTRAL		0- 0	0- 0		0- 0		
4- 3	0- 2	1- 1		CONFERENCE		2- 0	0- 0		1- 0		
4- 0	0- 0	1- 0		HOME		2- 0	0- 0		1- 0		
0- 3	0- 2	0- 1		AWAY		0- 0	0- 0		0- 0		
0- 0	0- 0	0- 0		NEUTRAL		0- 0	0- 0		0- 0		

RPI 1-25				RPI 26-50				Team's RPI: 38	RPI 51-100				RPI 101+			
RPI	S	Opponent	Score	RPI	S	Opponent	Score		RPI	S	Opponent	Score	RPI	S	Opponent	Score
5	H	Tennessee	67 79	43	A	Virginia	52 62		59	H	Georgia Tech	71 65	151	H	Fla. Atlantic	76 61
7	A	Maryland	62 84	43	H	Virginia	58 52		66	A	Rutgers	34 42	171	H	Clemson	78 56
8	H	Penn St.	69 65						73	A	Richmond	69 63	243	H	Central Conn. St.	64 43
16	A	Florida St.	65 86						79	H	Wisconsin	67 44	245	H	Radford	75 58
									97	H	Davidson	67 35	272	H	North Florida	77 24
									100	H	North Carolina St.	79 53	328	H	Alcorn	68 53
LAST 12 Division I GAMES:																
43	A	Virginia	52 62	79	H	Wisconsin	67 44		243	H	Central Conn. St.	64 43				
59	H	Georgia Tech	71 65	100	H	North Carolina St.	79 53		66	A	Rutgers	34 42				
16	A	Florida St.	65 86	97	H	Davidson	67 35		73	A	Richmond	69 63				
7	A	Maryland	62 84	328	H	Alcorn	68 53									
43	H	Virginia	58 52													
171	H	Clemson	78 56													

Non-Div I Games:

Miami (FL)

■ Loss, 
■ Non-Conf, S Site, 
■ Home 
■ Away 
N Neutral

Average RPI Win:	224	WON-LOST	WINNING	LAST 10	STRENGTH OF	OPP. STRENGTH	TEAM	ADJ.	CONF.	ADJ CONF.
Average RPI Loss:	129	RECORD	PCT. RANK	GAMES	SCHEDULE	OF SCHEDULE	RPI	RPI	RPI	RPI
DIV. I ONLY	11- 6	88	7- 3	259	126	134	134	19	19	
DIV. I NON-CONF.	8- 5	112	5- 3	174	114	117	117	17	17	
TOTALS	RPI 1-25	RPI 26-50	W-L RECORDS	RPI 51-100	RPI 101-150	RPI 150+				
11- 6	0- 1	1- 1	OVERALL	0- 1	1- 0	9- 3				
7- 1	0- 0	0- 0	HOME	0- 1	1- 0	6- 0				
3- 4	0- 1	1- 0	AWAY	0- 0	0- 0	2- 3				
1- 1	0- 0	0- 1	NEUTRAL	0- 0	0- 0	1- 0				
8- 5	0- 1	1- 1	NON-CONFERENCE	0- 1	1- 0	6- 2				
5- 1	0- 0	0- 0	HOME	0- 1	1- 0	4- 0				
2- 3	0- 1	1- 0	AWAY	0- 0	0- 0	1- 2				
1- 1	0- 0	0- 1	NEUTRAL	0- 0	0- 0	1- 0				
3- 1	0- 0	0- 0	CONFERENCE	0- 0	0- 0	3- 1				
2- 0	0- 0	0- 0	HOME	0- 0	0- 0	2- 0				
1- 1	0- 0	0- 0	AWAY	0- 0	0- 0	1- 1				
0- 0	0- 0	0- 0	NEUTRAL	0- 0	0- 0	0- 0				

RPI 1-25				RPI 26-50				RPI 51-100				RPI 101+ Team's RPI: 134			
RPI	S	Opponent	Score	RPI	S	Opponent	Score	RPI	S	Opponent	Score	RPI	S	Opponent	Score
9	A	Kentucky	53 92	32	N	Creighton	57 66	74	H	Youngstown St.	56 76	138	H	Wright St.	72 54
				42	A	Duquesne	54 49					155	H	Col. of Charleston	55 42
												166	A	Cleveland St.	75 87
												201	H	Eastern Mich.	70 48
												221	A	Eastern Ky.	63 73
												242	N	Nevada	62 49
												246	H	Northern Ky.	63 52
												264	H	Robert Morris	70 56
												273	A	Ball St.	59 62
												274	A	Western Mich.	73 47
												282	H	Massachusetts	50 40
												287	H	Ohio	78 56
												335	A	Chicago St.	71 37
LAST 12 Division I GAMES:															
201	H	Eastern Mich.	70 48	32	N	Creighton	57 66								
287	H	Ohio	78 56	335	A	Chicago St.	71 37								
274	A	Western Mich.	73 47	166	A	Cleveland St.	75 87								
273	A	Ball St.	59 62	138	H	Wright St.	72 54								
42	A	Duquesne	54 49	282	H	Massachusetts	50 40								
242	N	Nevada	62 49	9	A	Kentucky	53 92								

Non-Div I Games:

Miami (OH)

■ Loss, 
■ Non-Conf, S Site, 
■ Home 
■ Away 
N Neutral

## Michigan

Average RPI Win: 140

Average RPI Loss: 66

WON-LOST

WINNING

LAST 10

Through Games Of Sunday, January 20, 2013

STRENGTH OF

OPP. STRENGTH

TEAM

ADJ.

CONF.

ADJ CONF.

RECORD

PCT. RANK

GAMES

SCHEDULE

OF SCHEDULE

RPI

RPI

RPI

RPI

DIV. I ONLY

15- 2

10

10- 0

64

54

22

22

2

2

DIV. I NON-CONF.

11- 2

23

7- 1

88

87

32

32

2

2

TOTALS

RPI 1-25

RPI 26-50

W-L RECORDS

RPI 51-100

RPI 101-150

RPI 150+

15- 2

1- 1

1- 0

OVERALL

4- 0

3- 1

6- 0

10- 1

0- 1

1- 0

HOME

3- 0

2- 0

4- 0

5- 1

1- 0

0- 0

AWAY

1- 0

1- 1

2- 0

0- 0

0- 0

0- 0

NEUTRAL

0- 0

0- 0

0- 0

11- 2

0- 1

1- 0

NON-CONFERENCE

3- 0

1- 1

6- 0

8- 1

0- 1

1- 0

HOME

2- 0

1- 0

4- 0

3- 1

0- 0

0- 0

AWAY

1- 0

0- 1

2- 0

0- 0

0- 0

0- 0

NEUTRAL

0- 0

0- 0

0- 0

4- 0

1- 0

0- 0

CONFERENCE

1- 0

2- 0

0- 0

2- 0

0- 0

0- 0

HOME

1- 0

1- 0

0- 0

2- 0

1- 0

0- 0

AWAY

0- 0

1- 0

0- 0

0- 0

0- 0

0- 0

NEUTRAL

0- 0

0- 0

0- 0

RPI 1-25

Team's RPI: 22

RPI 26-50

RPI 51-100

RPI 101+

RPI	S	Opponent	Score
14	H	Duke	54 71
21	A	Iowa	68 64

RPI	S	Opponent	Score
48	H	Florida	59 53

RPI	S	Opponent	Score
51	H	Boston U.	67 58
79	H	Wisconsin	54 43
84	H	Harvard	72 61
85	A	Illinois St.	56 45

RPI	S	Opponent	Score
105	A	Northwestern	67 53
112	H	Detroit	70 62
118	A	Utah	40 59
147	H	Indiana	65 48
181	A	Xavier	62 53
201	A	Eastern Mich.	55 43
230	H	Valparaiso	73 32
234	H	Seton Hall	72 29
251	H	Niagara	82 44
274	H	Western Mich.	60 41

## LAST 12 Division I GAMES:

105	A	Northwestern	67 53	274	H	Western Mich.	60 41
79	H	Wisconsin	54 43	201	A	Eastern Mich.	55 43
21	A	Iowa	68 64	85	A	Illinois St.	56 45
147	H	Indiana	65 48	48	H	Florida	59 53
251	H	Niagara	82 44	14	H	Duke	54 71
230	H	Valparaiso	73 32	51	H	Boston U.	67 58

Michigan

Michigan

Non-Div I Games:

Michigan

Loss, Non-Conf, S Site, H Home A Away N Neutral

Page 164

Average RPI Win:	152	WON-LOST	WINNING	LAST 10	STRENGTH OF	OPP. STRENGTH	TEAM	ADJ.	CONF.	ADJ CONF.
Average RPI Loss:	10	RECORD	PCT. RANK	GAMES	SCHEDULE	OF SCHEDULE	RPI	RPI	RPI	RPI
DIV. I ONLY	16- 2	8	8- 2	109	21	31	31	2	2	
DIV. I NON-CONF.	12- 1	5	6- 1	234	25	39	39	2	2	
TOTALS	RPI 1-25	RPI 26-50	W-L RECORDS	RPI 51-100	RPI 101-150	RPI 150+				
16- 2	1- 2	1- 0	OVERALL	4- 0	3- 0	7- 0				
9- 1	1- 1	0- 0	HOME	2- 0	2- 0	4- 0				
5- 1	0- 1	0- 0	AWAY	2- 0	1- 0	2- 0				
2- 0	0- 0	1- 0	NEUTRAL	0- 0	0- 0	1- 0				
12- 1	0- 1	1- 0	NON-CONFERENCE	2- 0	2- 0	7- 0				
7- 0	0- 0	0- 0	HOME	1- 0	2- 0	4- 0				
3- 1	0- 1	0- 0	AWAY	1- 0	0- 0	2- 0				
2- 0	0- 0	1- 0	NEUTRAL	0- 0	0- 0	1- 0				
4- 1	1- 1	0- 0	CONFERENCE	2- 0	1- 0	0- 0				
2- 1	1- 1	0- 0	HOME	1- 0	0- 0	0- 0				
2- 0	0- 0	0- 0	AWAY	1- 0	1- 0	0- 0				
0- 0	0- 0	0- 0	NEUTRAL	0- 0	0- 0	0- 0				

RPI S	Opponent	Score	RPI S	Opponent	Score	Team's RPI: 31	RPI S	Opponent	Score	RPI S	Opponent	Score
8	H Penn St.	55 76	36	N Texas Tech	50 48		61	H Minnesota	66 51	103	H Temple	57 47
12	A Dayton	53 60					67	A Illinois	79 75	133	H Albany (NY)	67 35
21	H Iowa	65 54					86	H Virginia Tech	57 29	147	A Indiana	56 46
							100	A North Carolina St.	68 51	182	N Oregon St.	49 35
										192	H Milwaukee	81 50
										201	A Eastern Mich.	60 49
										236	A Oakland	75 43
										264	H Robert Morris	68 35
										294	H Texas-Arlington	83 39
										305	H IPFW	64 36
LAST 12 Division I GAMES:												
147	A Indiana	56 46	36	N Texas Tech	50 48		182	N Oregon St.	49 35			
21	H Iowa	65 54					305	H IPFW	64 36			
67	A Illinois	79 75					12	A Dayton	53 60			
8	H Penn St.	55 76					236	A Oakland	75 43			
61	H Minnesota	66 51					192	H Milwaukee	81 50			
103	H Temple	57 47										

Non-Div I Games:

Michigan St.

Average RPI Win:	199	WON-LOST	WINNING	LAST 10	STRENGTH OF	OPP. STRENGTH	TEAM	ADJ.	CONF.	ADJ CONF.
Average RPI Loss:	48	RECORD	PCT. RANK	GAMES	SCHEDULE	OF SCHEDULE	RPI	RPI	RPI	RPI
DIV. I ONLY	13- 5	54	8- 2	107	99	54	54	13	13	
DIV. I NON-CONF.	5- 4	141	2- 2	49	64	61	61	13	13	
TOTALS	RPI 1-25	RPI 26-50	W-L RECORDS	RPI 51-100	RPI 101-150	RPI 150+				
13- 5	0- 3	0- 0	OVERALL	0- 1	3- 1	10- 0				
8- 1	0- 0	0- 0	HOME	0- 0	2- 1	6- 0				
5- 4	0- 3	0- 0	AWAY	0- 1	1- 0	4- 0				
0- 0	0- 0	0- 0	NEUTRAL	0- 0	0- 0	0- 0				
5- 4	0- 3	0- 0	NON-CONFERENCE	0- 1	1- 0	4- 0				
4- 0	0- 0	0- 0	HOME	0- 0	1- 0	3- 0				
1- 4	0- 3	0- 0	AWAY	0- 1	0- 0	1- 0				
0- 0	0- 0	0- 0	NEUTRAL	0- 0	0- 0	0- 0				
8- 1	0- 0	0- 0	CONFERENCE	0- 0	2- 1	6- 0				
4- 1	0- 0	0- 0	HOME	0- 0	1- 1	3- 0				
4- 0	0- 0	0- 0	AWAY	0- 0	1- 0	3- 0				
0- 0	0- 0	0- 0	NEUTRAL	0- 0	0- 0	0- 0				

RPI 1-25				RPI 26-50				RPI 51-100 Team's RPI: 54				RPI 101+			
RPI	S	Opponent	Score	RPI	S	Opponent	Score	RPI	S	Opponent	Score	RPI	S	Opponent	Score
5	A	Tennessee	81 88					81	A	South Dakota St.	56 63	123	H	UALR	65 56
9	A	Kentucky	46 68									125	H	FIU	51 58
21	A	Iowa	63 69									126	H	Memphis	82 68
												139	A	Arkansas St.	72 70
												151	H	Fla. Atlantic	73 59
												163	A	South Ala.	60 39
												165	H	North Texas	66 64
												181	H	Xavier	63 48
												186	A	Tennessee Tech	65 59
												231	A	La.-Lafayette	72 45
												231	H	La.-Lafayette	72 36
												253	A	La.-Monroe	66 48
												307	H	Austin Peay	70 56
												331	H	Kennesaw St.	87 45
LAST 12 Division I GAMES:															
231	H	La.-Lafayette	72 36	165	H	North Texas	66 64								
123	H	UALR	65 56	125	H	FIU	51 58								
253	A	La.-Monroe	66 48	9	A	Kentucky	46 68								
151	H	Fla. Atlantic	73 59	181	H	Xavier	63 48								
163	A	South Ala.	60 39	307	H	Austin Peay	70 56								
139	A	Arkansas St.	72 70	81	A	South Dakota St.	56 63								

Non-Div I Games:

Middle Tenn.

Average RPI Win: <b>229</b>	WON-LOST	WINNING	LAST 10	STRENGTH OF	OPP. STRENGTH	TEAM	ADJ.	CONF.	ADJ CONF.
Average RPI Loss: <b>110</b>	RECORD	PCT. RANK	GAMES	SCHEDULE	OF SCHEDULE	RPI	RPI	RPI	RPI
DIV. I ONLY	5- 10	258	2- 8	134	95	192	192	12	12
DIV. I NON-CONF.	4- 8	241	2- 7	163	84	210	210	11	11
TOTALS	RPI 1-25	RPI 26-50	W-L RECORDS	RPI 51-100	RPI 101-150	RPI 150+			
5- 10	0- 0	0- 3	OVERALL	0- 4	1- 1	4- 2			
2- 2	0- 0	0- 0	HOME	0- 0	1- 1	1- 1			
2- 7	0- 0	0- 3	AWAY	0- 3	0- 0	2- 1			
1- 1	0- 0	0- 0	NEUTRAL	0- 1	0- 0	1- 0			
4- 8	0- 0	0- 3	NON-CONFERENCE	0- 3	1- 0	3- 2			
2- 1	0- 0	0- 0	HOME	0- 0	1- 0	1- 1			
1- 6	0- 0	0- 3	AWAY	0- 2	0- 0	1- 1			
1- 1	0- 0	0- 0	NEUTRAL	0- 1	0- 0	1- 0			
1- 2	0- 0	0- 0	CONFERENCE	0- 1	0- 1	1- 0			
0- 1	0- 0	0- 0	HOME	0- 0	0- 1	0- 0			
1- 1	0- 0	0- 0	AWAY	0- 1	0- 0	1- 0			
0- 0	0- 0	0- 0	NEUTRAL	0- 0	0- 0	0- 0			

RPI S	Opponent	Score	RPI S	Opponent	Score	RPI S	Opponent	Score	RPI S	Opponent	Score	Team's RPI: 192
27	A DePaul	83 94	59	N Georgia Tech	57 66	138	H Wright St.	61 71				
31	A Michigan St.	50 81	74	A Youngstown St.	50 67	150	H Bradley	116 112				
39	A Toledo	59 83	79	A Wisconsin	56 74	166	A Cleveland St.	63 60				
			85	A Illinois St.	54 75	221	N Eastern Ky.	68 64				
						266	A North Dakota St.	48 60				
						274	H Western Mich.	88 79				
						301	H Drake	70 80				
						335	A Chicago St.	82 58				
LAST 12 Division I GAMES:												
166	A Cleveland St.	63 60	39	A Toledo	59 83							
74	A Youngstown St.	50 67	150	H Bradley	116 112							
138	H Wright St.	61 71	31	A Michigan St.	50 81							
301	H Drake	70 80	85	A Illinois St.	54 75							
266	A North Dakota St.	48 60	221	N Eastern Ky.	68 64							
27	A DePaul	83 94	59	N Georgia Tech	57 66							

Non-Div I Games:

Milwaukee

■ Loss, 
 ■ Non-Conf, 
 ■ S Site, 
 ■ H Home 
 ■ A Away 
 N Neutral

## Minnesota

Minnesota				Through Games Of Sunday, January 20, 2013						
Average RPI Win:	154	WON-LOST	WINNING	LAST 10	STRENGTH OF	OPP. STRENGTH	TEAM	ADJ.	CONF.	ADJ CONF.
Average RPI Loss:	40	RECORD	PCT. RANK	GAMES	SCHEDULE	OF SCHEDULE	RPI	RPI	RPI	RPI
DIV. I ONLY	13- 6	70	7- 3	72	22	61	61	2	2	
DIV. I NON-CONF.	11- 3	41	5- 2	151	24	71	71	2	2	
<hr/>										
TOTALS	RPI 1-25	RPI 26-50		W-L RECORDS		RPI 51-100	RPI 101-150	RPI 150+		
13- 6	1- 1	1- 4		OVERALL		3- 1	3- 0	5- 0		
10- 2	1- 0	1- 2		HOME		1- 0	2- 0	5- 0		
1- 3	0- 1	0- 2		AWAY		1- 0	0- 0	0- 0		
2- 1	0- 0	0- 0		NEUTRAL		1- 1	1- 0	0- 0		
<hr/>										
11- 3	1- 0	1- 2		NON-CONFERENCE		1- 1	3- 0	5- 0		
9- 1	1- 0	1- 1		HOME		0- 0	2- 0	5- 0		
0- 1	0- 0	0- 1		AWAY		0- 0	0- 0	0- 0		
2- 1	0- 0	0- 0		NEUTRAL		1- 1	1- 0	0- 0		
<hr/>										
2- 3	0- 1	0- 2		CONFERENCE		2- 0	0- 0	0- 0		
1- 1	0- 0	0- 1		HOME		1- 0	0- 0	0- 0		
1- 2	0- 1	0- 1		AWAY		1- 0	0- 0	0- 0		
0- 0	0- 0	0- 0		NEUTRAL		0- 0	0- 0	0- 0		

RPI 1-25				RPI 26-50				RPI 51-100				RPI 101+			
RPI	S	Opponent	Score	RPI	S	Opponent	Score	RPI	S	Opponent	Score	RPI	S	Opponent	Score
10	H	Villanova	75 60	31	A	Michigan St.	51 66	69	H	Ohio St.	83 74	106	H	UNI	86 43
11	A	Purdue	67 75	32	H	Creighton	88 81	70	N	Missouri	59 54	110	N	James Madison	80 62
				33	A	Kansas	53 65	73	N	Richmond	46 58	131	H	Washington St.	87 83
				43	H	Virginia	68 90	79	A	Wisconsin	60 55	232	H	Denver	74 51
				49	H	Nebraska	63 84					264	H	Robert Morris	82 60
												284	H	UMKC	87 49
												287	H	Ohio	85 40
												329	H	Maine	77 60
LAST 12 Division I GAMES:															
49	H	Nebraska	63 84	106	H	UNI	86 43								
11	A	Purdue	67 75	264	H	Robert Morris	82 60								
69	H	Ohio St.	83 74	284	H	UMKC	87 49								
79	A	Wisconsin	60 55	232	H	Denver	74 51								
31	A	Michigan St.	51 66	33	A	Kansas	53 65								
32	H	Creighton	88 81	43	H	Virginia	68 90								

Non-Div I Games:

Minnesota

■ Loss, 
 ■ Non-Conf, S Site, 
 ■ Home 
 ■ Away 
 N Neutral



## Mississippi St.

## Through Games Of Sunday, January 20, 2013

Average RPI Win:	248	WON-LOST	WINNING	LAST 10	STRENGTH OF	OPP. STRENGTH	TEAM	ADJ.	CONF.	ADJ CONF.
Average RPI Loss:	102	RECORD	PCT. RANK	GAMES	SCHEDULE	OF SCHEDULE	RPI	RPI	RPI	RPI
DIV. I ONLY	8- 10	192	5- 5	161	133	233	233	4	4	
DIV. I NON-CONF.	8- 5	112	6- 1	314	263	254	254	6	6	
TOTALS	RPI 1-25	RPI 26-50	W-L RECORDS	RPI 51-100	RPI 101-150	RPI 150+				
8- 10	0- 2	0- 2	OVERALL	0- 2	0- 0	8- 4				
8- 3	0- 1	0- 1	HOME	0- 1	0- 0	8- 0				
0- 4	0- 1	0- 1	AWAY	0- 1	0- 0	0- 1				
0- 3	0- 0	0- 0	NEUTRAL	0- 0	0- 0	0- 3				
8- 5	0- 0	0- 0	NON-CONFERENCE	0- 1	0- 0	8- 4				
8- 1	0- 0	0- 0	HOME	0- 1	0- 0	8- 0				
0- 1	0- 0	0- 0	AWAY	0- 0	0- 0	0- 1				
0- 3	0- 0	0- 0	NEUTRAL	0- 0	0- 0	0- 3				
0- 5	0- 2	0- 2	CONFERENCE	0- 1	0- 0	0- 0				
0- 2	0- 1	0- 1	HOME	0- 0	0- 0	0- 0				
0- 3	0- 1	0- 1	AWAY	0- 1	0- 0	0- 0				
0- 0	0- 0	0- 0	NEUTRAL	0- 0	0- 0	0- 0				

RPI 1-25				RPI 26-50				RPI 51-100				RPI 101+ Team's RPI: 233			
RPI	S	Opponent	Score	RPI	S	Opponent	Score	RPI	S	Opponent	Score	RPI	S	Opponent	Score
9	A	Kentucky	47 100	30	A	Vanderbilt	41 92	71	A	LSU	42 62	151	H	Fla. Atlantic	59 58
17	H	South Carolina	46 60	48	H	Florida	55 61	89	H	Hampton	48 56	156	H	Louisiana Tech	57 55
												164	N	UCF	56 64
												175	N	UC Santa Barbara	43 60
												180	H	Houston	72 66
												197	A	Southern Miss.	59 61
												215	N	Winthrop	59 61
												269	H	Florida A&M	67 57
												275	H	Northwestern St.	65 49
												303	H	Savannah St.	70 55
												311	H	Troy	82 60
												338	H	Jacksonville St.	69 54
LAST 12 Division I GAMES:															
9	A	Kentucky	47 100	275	H	Northwestern St.	65 49								
71	A	LSU	42 62	338	H	Jacksonville St.	69 54								
48	H	Florida	55 61	269	H	Florida A&M	67 57								
17	H	South Carolina	46 60	151	H	Fla. Atlantic	59 58								
30	A	Vanderbilt	41 92	197	A	Southern Miss.	59 61								
311	H	Troy	82 60	303	H	Savannah St.	70 55								

Non-Div I Games:

Mississippi St.

■ Loss, 
 ■ Non-Conf, S Site, 
 ■ Home 
 ■ Away 
 N Neutral

Average RPI Win:	303	WON-LOST	WINNING	LAST 10	STRENGTH OF	OPP. STRENGTH	TEAM	ADJ.	CONF.	ADJ CONF.
Average RPI Loss:	159	RECORD	PCT. RANK	GAMES	SCHEDULE	OF SCHEDULE	RPI	RPI	RPI	RPI
DIV. I ONLY	4- 10	291	4- 5	175	311	257	257	31	31	
DIV. I NON-CONF.	0- 8	335	0- 4	6	233	241	241	31	31	
TOTALS	RPI 1-25	RPI 26-50	W-L RECORDS	RPI 51-100	RPI 101-150	RPI 150+				
4- 10	0- 1	0- 0	OVERALL	0- 3	0- 1	4- 5				
2- 1	0- 0	0- 0	HOME	0- 0	0- 0	2- 1				
2- 6	0- 0	0- 0	AWAY	0- 2	0- 1	2- 3				
0- 3	0- 1	0- 0	NEUTRAL	0- 1	0- 0	0- 1				
0- 8	0- 1	0- 0	NON-CONFERENCE	0- 3	0- 1	0- 3				
0- 0	0- 0	0- 0	HOME	0- 0	0- 0	0- 0				
0- 5	0- 0	0- 0	AWAY	0- 2	0- 1	0- 2				
0- 3	0- 1	0- 0	NEUTRAL	0- 1	0- 0	0- 1				
4- 2	0- 0	0- 0	CONFERENCE	0- 0	0- 0	4- 2				
2- 1	0- 0	0- 0	HOME	0- 0	0- 0	2- 1				
2- 1	0- 0	0- 0	AWAY	0- 0	0- 0	2- 1				
0- 0	0- 0	0- 0	NEUTRAL	0- 0	0- 0	0- 0				

RPI 1-25				RPI 26-50				RPI 51-100				RPI 101+ Team's RPI: 257			
RPI	S	Opponent	Score	RPI	S	Opponent	Score	RPI	S	Opponent	Score	RPI	S	Opponent	Score
12	N	Dayton	59 <b>93</b>					53	A	Kansas St.	57 <b>64</b>	115	A	UAB	47 <b>70</b>
								78	A	Arkansas	42 <b>99</b>	170	N	Nicholls St.	57 <b>60</b>
								88	N	Charlotte	48 <b>63</b>	239	A	Georgia St.	60 <b>76</b>
												240	H	Prairie View	65 57
												267	A	Ole Miss	60 <b>62</b>
												280	A	Southern U.	62 <b>73</b>
												286	H	Alabama A&M	58 <b>67</b>
												315	A	Ark.-Pine Bluff	71 64
												327	H	Alabama St.	67 63
												328	A	Alcorn	65 61
LAST 12 Division I GAMES:															
240	H	Prairie View	65 57	88	N	Charlotte	48 <b>63</b>	239	A	Georgia St.	60 <b>76</b>				
280	A	Southern U.	62 <b>73</b>	78	A	Arkansas	42 <b>99</b>	53	A	Kansas St.	57 <b>64</b>				
328	A	Alcorn	65 61	267	A	Ole Miss	60 <b>62</b>	115	A	UAB	47 <b>70</b>				
327	H	Alabama St.	67 63												
286	H	Alabama A&M	58 <b>67</b>												
315	A	Ark.-Pine Bluff	71 64												

Non-Div I Games: Talladega 73 63 Tuskegee 66 45 Philander Smith 72 57

Mississippi Val.

Loss, Non-Conf, S Site, H Home A Away N Neutral

Average RPI Win:	206	WON-LOST	WINNING	LAST 10	STRENGTH OF	OPP. STRENGTH	TEAM	ADJ.	CONF.	ADJ CONF.
Average RPI Loss:	41	RECORD	PCT. RANK	GAMES	SCHEDULE	OF SCHEDULE	RPI	RPI	RPI	RPI
DIV. I ONLY	13- 6	70	6- 4	77	109	70	70	4	4	
DIV. I NON-CONF.	11- 3	41	6- 1	189	185	89	89	6	6	
TOTALS	RPI 1-25	RPI 26-50	W-L RECORDS	RPI 51-100	RPI 101-150	RPI 150+				
13- 6	0- 4	0- 0	OVERALL	3- 1	1- 1	9- 0				
11- 1	0- 1	0- 0	HOME	2- 0	1- 0	8- 0				
1- 3	0- 2	0- 0	AWAY	0- 0	0- 1	1- 0				
1- 2	0- 1	0- 0	NEUTRAL	1- 1	0- 0	0- 0				
11- 3	0- 1	0- 0	NON-CONFERENCE	2- 1	1- 1	8- 0				
10- 0	0- 0	0- 0	HOME	1- 0	1- 0	8- 0				
0- 1	0- 0	0- 0	AWAY	0- 0	0- 1	0- 0				
1- 2	0- 1	0- 0	NEUTRAL	1- 1	0- 0	0- 0				
2- 3	0- 3	0- 0	CONFERENCE	1- 0	0- 0	1- 0				
1- 1	0- 1	0- 0	HOME	1- 0	0- 0	0- 0				
1- 2	0- 2	0- 0	AWAY	0- 0	0- 0	1- 0				
0- 0	0- 0	0- 0	NEUTRAL	0- 0	0- 0	0- 0				

RPI 1-25				RPI 26-50				RPI 51-100 Team's RPI: 70				RPI 101+			
RPI	S	Opponent	Score	RPI	S	Opponent	Score	RPI	S	Opponent	Score	RPI	S	Opponent	Score
5	A	Tennessee	39 84					61	N	Minnesota	54 59	126	A	Memphis	69 72
9	H	Kentucky	43 69					68	H	Auburn	82 76	148	H	UT Martin	82 71
18	N	Green Bay	33 55					77	N	Wichita St.	49 44	154	H	Western Ill.	70 61
24	A	Georgia	46 77					99	H	Missouri St.	91 77	188	H	Saint Louis	67 51
												205	H	Murray St.	69 55
												222	H	Southeast Mo. St.	80 51
												267	A	Ole Miss	73 72
												299	H	Southern Ill.	110 47
												300	H	Morgan St.	75 50
												315	H	Ark.-Pine Bluff	97 59
												335	H	Chicago St.	88 55
LAST 12 Division I GAMES:															
267	A	Ole Miss	73 72	205	H	Murray St.	69 55								
9	H	Kentucky	43 69	300	H	Morgan St.	75 50								
5	A	Tennessee	39 84	299	H	Southern Ill.	110 47								
68	H	Auburn	82 76	315	H	Ark.-Pine Bluff	97 59								
24	A	Georgia	46 77	99	H	Missouri St.	91 77								
126	A	Memphis	69 72	148	H	UT Martin	82 71								

Non-Div I Games:

Missouri

Average RPI Win:	202	WON-LOST	WINNING	LAST 10	STRENGTH OF	OPP. STRENGTH	TEAM	ADJ.	CONF.	ADJ CONF.
Average RPI Loss:	73	RECORD	PCT. RANK	GAMES	SCHEDULE	OF SCHEDULE	RPI	RPI	RPI	RPI
DIV. I ONLY	9- 7	133	5- 5	116	78	99	99	9	9	
DIV. I NON-CONF.	8- 4	84	6- 2	104	65	68	68	9	9	
TOTALS	RPI 1-25	RPI 26-50	W-L RECORDS	RPI 51-100	RPI 101-150	RPI 150+				
9- 7	0- 1	0- 2	OVERALL	0- 2	2- 2	7- 0				
5- 1	0- 0	0- 1	HOME	0- 0	1- 0	4- 0				
2- 5	0- 1	0- 0	AWAY	0- 2	1- 2	1- 0				
2- 1	0- 0	0- 1	NEUTRAL	0- 0	0- 0	2- 0				
8- 4	0- 1	0- 2	NON-CONFERENCE	0- 1	2- 0	6- 0				
4- 1	0- 0	0- 1	HOME	0- 0	1- 0	3- 0				
2- 2	0- 1	0- 0	AWAY	0- 1	1- 0	1- 0				
2- 1	0- 0	0- 1	NEUTRAL	0- 0	0- 0	2- 0				
1- 3	0- 0	0- 0	CONFERENCE	0- 1	0- 2	1- 0				
1- 0	0- 0	0- 0	HOME	0- 0	0- 0	1- 0				
0- 3	0- 0	0- 0	AWAY	0- 1	0- 2	0- 0				
0- 0	0- 0	0- 0	NEUTRAL	0- 0	0- 0	0- 0				

RPI 1-25				RPI 26-50				RPI 51-100				RPI 101+			
RPI	S	Opponent	Score	RPI	S	Opponent	Score	RPI	S	Opponent	Score	RPI	S	Opponent	Score
21	A	Iowa	43 97	34	H	Oklahoma St.	71 74	70	A	Missouri	77 91	106	A	UNI	52 75
				50	N	Gonzaga	66 80	77	A	Wichita St.	64 76	123	A	UALR	78 68
												139	H	Arkansas St.	83 60
												150	A	Bradley	79 80
												162	H	Oral Roberts	73 72
												164	N	UCF	83 75
												175	N	UC Santa Barbara	68 61
												222	A	Southeast Mo. St.	69 55
												246	H	Northern Ky.	70 67
												283	H	Coppin St.	88 75
												301	H	Drake	80 77
LAST 12 Division I GAMES:															
301	H	Drake	80 77	21	A	Iowa	43 97	139	H	Arkansas St.	83 60	70	A	Missouri	77 91
150	A	Bradley	79 80	77	A	Wichita St.	64 76	246	H	Northern Ky.	70 67	162	H	Oral Roberts	73 72
106	A	UNI	52 75	283	H	Coppin St.	88 75	164	N	UCF	83 75	175	N	UC Santa Barbara	68 61
77	A	Wichita St.	64 76	222	A	Southeast Mo. St.	69 55								

Non-Div I Games:

Missouri St.

Average RPI Win:	281	WON-LOST	WINNING	LAST 10	STRENGTH OF	OPP. STRENGTH	TEAM	ADJ.	CONF.	ADJ CONF.
Average RPI Loss:	113	RECORD	PCT. RANK	GAMES	SCHEDULE	OF SCHEDULE	RPI	RPI	RPI	RPI
DIV. I ONLY	7- 10	207	1- 0	234	141	223	223	25	25	
DIV. I NON-CONF.	3- 8	275	0- 0	93	108	213	213	23	23	
TOTALS	RPI 1-25	RPI 26-50	W-L RECORDS	RPI 51-100	RPI 101-150	RPI 150+				
7- 10	0- 2	0- 2	OVERALL	0- 0	0- 4	7- 2				
3- 3	0- 1	0- 1	HOME	0- 0	0- 1	3- 0				
4- 5	0- 1	0- 1	AWAY	0- 0	0- 1	4- 2				
0- 2	0- 0	0- 0	NEUTRAL	0- 0	0- 2	0- 0				
3- 8	0- 2	0- 2	NON-CONFERENCE	0- 0	0- 3	3- 1				
2- 2	0- 1	0- 1	HOME	0- 0	0- 0	2- 0				
1- 4	0- 1	0- 1	AWAY	0- 0	0- 1	1- 1				
0- 2	0- 0	0- 0	NEUTRAL	0- 0	0- 2	0- 0				
4- 2	0- 0	0- 0	CONFERENCE	0- 0	0- 1	4- 1				
1- 1	0- 0	0- 0	HOME	0- 0	0- 1	1- 0				
3- 1	0- 0	0- 0	AWAY	0- 0	0- 0	3- 1				
0- 0	0- 0	0- 0	NEUTRAL	0- 0	0- 0	0- 0				

RPI 1-25				RPI 26-50				RPI 51-100				RPI 101+ Team's RPI: 223			
RPI	S	Opponent	Score	RPI	S	Opponent	Score	RPI	S	Opponent	Score	RPI	S	Opponent	Score
14	A	Duke	32 73	35	H	Georgetown	48 61					102	H	Saint Francis (PA)	49 63
25	H	Delaware	53 82	50	A	Gonzaga	51 77					130	N	East Carolina	49 64
												131	A	Washington St.	69 79
												137	N	High Point	74 81
												190	A	Mt. St. Mary's	51 70
												199	A	Lehigh	55 50
												227	H	Lafayette	62 43
												264	H	Robert Morris	58 47
												308	H	Manhattan	58 43
												314	A	Wagner	81 64
												316	A	UMBC	68 71
												326	A	LIU Brooklyn	63 62
												326	A	LIU Brooklyn	63 62
LAST 12 Division I GAMES:															
326	A	LIU Brooklyn	63 62	14	A	Duke	32 73								
326	A	LIU Brooklyn	63 62	308	H	Manhattan	58 43								
102	H	Saint Francis (PA)	49 63	25	H	Delaware	53 82								
264	H	Robert Morris	58 47	35	H	Georgetown	48 61								
314	A	Wagner	81 64	130	N	East Carolina	49 64								
190	A	Mt. St. Mary's	51 70	137	N	High Point	74 81								

Non-Div I Games:

Monmouth

Montana

Average RPI Win: 218  
Average RPI Loss: 73

WON-LOST RECORD  
WINNING PCT. RANK  
LAST 10 GAMES

Through Games Of Sunday, January 20, 2013

STRENGTH OF SCHEDULE  
OPP. STRENGTH OF SCHEDULE  
TEAM RPI  
ADJ. RPI  
CONF. RPI  
ADJ CONF. RPI

DIV. I ONLY	10- 5	75	7- 3	163	140	111	111	16	16
DIV. I NON-CONF.	5- 3	110	3- 2	165	89	114	114	14	14
TOTALS	RPI 1-25	RPI 26-50	W-L RECORDS	RPI 51-100	RPI 101-150	RPI 150+			
10- 5	0- 1	0- 0	OVERALL	0- 2	1- 2	9- 0			
7- 2	0- 0	0- 0	HOME	0- 2	1- 0	6- 0			
3- 2	0- 0	0- 0	AWAY	0- 0	0- 2	3- 0			
0- 1	0- 1	0- 0	NEUTRAL	0- 0	0- 0	0- 0			
5- 3	0- 1	0- 0	NON-CONFERENCE	0- 1	0- 1	5- 0			
3- 1	0- 0	0- 0	HOME	0- 1	0- 0	3- 0			
2- 1	0- 0	0- 0	AWAY	0- 0	0- 1	2- 0			
0- 1	0- 1	0- 0	NEUTRAL	0- 0	0- 0	0- 0			
5- 2	0- 0	0- 0	CONFERENCE	0- 1	1- 1	4- 0			
4- 1	0- 0	0- 0	HOME	0- 1	1- 0	3- 0			
1- 1	0- 0	0- 0	AWAY	0- 0	0- 1	1- 0			
0- 0	0- 0	0- 0	NEUTRAL	0- 0	0- 0	0- 0			

RPI S	Opponent	Score	RPI S	Opponent	Score	RPI S	Opponent	Score	RPI S	Opponent	Score	Team's RPI: 111
10 N	Villanova	49 74				60 H	Wyoming	56 58	103 A	Temple	41 55	
						72 H	Montana St.	49 58	122 A	Eastern Wash.	56 58	
									149 H	Sacramento St.	82 55	
									191 A	Portland St.	70 55	
									203 H	North Dakota	77 45	
									204 A	Idaho	71 50	
									204 H	Idaho	76 65	
									210 H	Tennessee St.	71 48	
									217 H	Northern Colo.	56 42	
									232 H	Denver	58 56	
									277 A	UNLV	69 65	
									297 H	Northern Ariz.	79 71	
LAST 12 Division I GAMES:												
72 H	Montana St.	49 58	297 H	Northern Ariz.	79 71							
217 H	Northern Colo.	56 42	232 H	Denver	58 56							
203 H	North Dakota	77 45	60 H	Wyoming	56 58							
191 A	Portland St.	70 55	210 H	Tennessee St.	71 48							
122 A	Eastern Wash.	56 58	204 H	Idaho	76 65							
149 H	Sacramento St.	82 55	10 N	Villanova	49 74							

Non-Div I Games: Mont. St.-Northern 75 45

Montana

Loss, Non-Conf, S Site, H Home A Away N Neutral

Average RPI Win: 206		WON-LOST	WINNING	LAST 10	STRENGTH OF	OPP. STRENGTH	TEAM	ADJ.	CONF.	ADJ CONF.
Average RPI Loss: 96		RECORD	PCT. RANK	GAMES	SCHEDULE	OF SCHEDULE	RPI	RPI	RPI	RPI
DIV. I ONLY		12- 3	37	7- 2	184	176	72	72	16	16
DIV. I NON-CONF.		5- 2	71	2- 1	216	119	87	87	14	14
TOTALS		RPI 1-25	RPI 26-50	W-L RECORDS	RPI 51-100	RPI 101-150	RPI 150+			
12- 3	0- 0		0- 0	OVERALL	0- 2	2- 1	10- 0			
4- 2	0- 0		0- 0	HOME	0- 1	0- 1	4- 0			
7- 1	0- 0		0- 0	AWAY	0- 1	2- 0	5- 0			
1- 0	0- 0		0- 0	NEUTRAL	0- 0	0- 0	1- 0			
5- 2	0- 0		0- 0	NON-CONFERENCE	0- 2	0- 0	5- 0			
1- 1	0- 0		0- 0	HOME	0- 1	0- 0	1- 0			
3- 1	0- 0		0- 0	AWAY	0- 1	0- 0	3- 0			
1- 0	0- 0		0- 0	NEUTRAL	0- 0	0- 0	1- 0			
7- 1	0- 0		0- 0	CONFERENCE	0- 0	2- 1	5- 0			
3- 1	0- 0		0- 0	HOME	0- 0	0- 1	3- 0			
4- 0	0- 0		0- 0	AWAY	0- 0	2- 0	2- 0			
0- 0	0- 0		0- 0	NEUTRAL	0- 0	0- 0	0- 0			

RPI 1-25				RPI 26-50				RPI 51-100				Team's RPI: 72		RPI 101+			
RPI	S	Opponent	Score	RPI	S	Opponent	Score	RPI	S	Opponent	Score	RPI	S	Opponent	Score		
								60	H	Wyoming	60	68	111	A	Montana	58 49	
								80	A	SMU	70	71	122	A	Eastern Wash.	73 60	
													149	H	Sacramento St.	65 69	
													171	N	Clemson	58 52	
													191	A	Portland St.	81 74	
													203	H	North Dakota	64 49	
													210	H	Tennessee St.	65 55	
													217	H	Northern Colo.	65 58	
													218	A	Utah St.	71 65	
													232	A	Denver	73 55	
													238	A	Southern Utah	65 59	
													261	A	Colorado St.	58 53	
													297	H	Northern Ariz.	69 52	
LAST 12 Division I GAMES:																	
				111	A	Montana	58 49					297	H	Northern Ariz.	69 52		
				238	A	Southern Utah	65 59					149	H	Sacramento St.	65 69		
				203	H	North Dakota	64 49					60	H	Wyoming	60 68		
				217	H	Northern Colo.	65 58					210	H	Tennessee St.	65 55		
				122	A	Eastern Wash.	73 60					218	A	Utah St.	71 65		
				191	A	Portland St.	81 74					80	A	SMU	70 71		

Non-Div I Games:	Montana Western	81	49	Mont. St. Billings	54	57
------------------	-----------------	----	----	--------------------	----	----

Montana St.

Loss, Non-Conf, S Site, H Home A Away N Neutral

Average RPI Win: <b>263</b>	WON-LOST	WINNING	LAST 10	STRENGTH OF	OPP. STRENGTH	TEAM	ADJ.	CONF.	ADJ CONF.
Average RPI Loss: <b>168</b>	RECORD	PCT. RANK	GAMES	SCHEDULE	OF SCHEDULE	RPI	RPI	RPI	RPI
DIV. I ONLY	5- 13	294	4- 5	219	240	279	279	26	26
DIV. I NON-CONF.	3- 10	295	2- 4	230	231	297	297	26	26
TOTALS	RPI 1-25	RPI 26-50	W-L RECORDS	RPI 51-100	RPI 101-150	RPI 150+			
5- 13	0- 1	0- 0	OVERALL	0- 2	1- 3	4- 7			
3- 4	0- 0	0- 0	HOME	0- 1	0- 1	3- 2			
2- 9	0- 1	0- 0	AWAY	0- 1	1- 2	1- 5			
0- 0	0- 0	0- 0	NEUTRAL	0- 0	0- 0	0- 0			
3- 10	0- 1	0- 0	NON-CONFERENCE	0- 2	1- 1	2- 6			
2- 3	0- 0	0- 0	HOME	0- 1	0- 0	2- 2			
1- 7	0- 1	0- 0	AWAY	0- 1	1- 1	0- 4			
0- 0	0- 0	0- 0	NEUTRAL	0- 0	0- 0	0- 0			
2- 3	0- 0	0- 0	CONFERENCE	0- 0	0- 2	2- 1			
1- 1	0- 0	0- 0	HOME	0- 0	0- 1	1- 0			
1- 2	0- 0	0- 0	AWAY	0- 0	0- 1	1- 1			
0- 0	0- 0	0- 0	NEUTRAL	0- 0	0- 0	0- 0			

RPI 1-25			RPI 26-50			RPI 51-100			RPI 101+ Team's RPI: 279		
RPI	S	Opponent	Score	RPI	S	Opponent	Score	RPI	S	Opponent	Score
9	A	Kentucky	37 <b>73</b>					76	H	Western Ky.	38 <b>62</b>
								85	A	Illinois St.	45 <b>62</b>
								115	A	UAB	57 50
								138	A	Wright St.	46 <b>53</b>
								145	H	Eastern Ill.	58 <b>78</b>
								148	A	UT Martin	56 <b>75</b>
								181	A	Xavier	58 <b>73</b>
								187	A	Cincinnati	45 <b>55</b>
								200	H	East Tenn. St.	53 <b>57</b>
								221	A	Eastern Ky.	52 <b>62</b>
								225	H	SIU Edwardsville	75 72
								239	A	Georgia St.	47 <b>61</b>
								265	H	Northern Ill.	46 <b>76</b>
								287	A	Ohio	72 <b>79</b>
								307	A	Austin Peay	77 71
								331	H	Kennesaw St.	50 49
								339	H	Kent St.	51 50
LAST 12 Division I GAMES:											
148	A	UT Martin	56 <b>75</b>	339	H	Kent St.	51 50				
307	A	Austin Peay	77 71	115	A	UAB	57 50				
221	A	Eastern Ky.	52 <b>62</b>	239	A	Georgia St.	47 <b>61</b>				
225	H	SIU Edwardsville	75 72	287	A	Ohio	72 <b>79</b>				
145	H	Eastern Ill.	58 <b>78</b>	76	H	Western Ky.	38 <b>62</b>				
138	A	Wright St.	46 <b>53</b>	200	H	East Tenn. St.	53 <b>57</b>				

Non-Div I Games: Bethel (TN) 72 57

Morehead St.

■ Loss, 
 ■ Non-Conf, 
 ■ S Site, 
 ■ H Home 
 ■ A Away 
 N Neutral



Average RPI Win:	283	WON-LOST	WINNING	LAST 10	STRENGTH OF	OPP. STRENGTH	TEAM	ADJ.	CONF.	ADJ CONF.
Average RPI Loss:	176	RECORD	PCT. RANK	GAMES	SCHEDULE	OF SCHEDULE	RPI	RPI	RPI	RPI
DIV. I ONLY	5- 12	282	2- 8	182	334	300	300	30	30	
DIV. I NON-CONF.	3- 10	295	0- 8	181	335	308	308	30	30	
TOTALS	RPI 1-25	RPI 26-50	W-L RECORDS	RPI 51-100	RPI 101-150	RPI 150+				
5- 12	0- 0	0- 0	OVERALL	0- 3	0- 1	5- 8				
5- 4	0- 0	0- 0	HOME	0- 0	0- 1	5- 3				
0- 8	0- 0	0- 0	AWAY	0- 0	0- 0	0- 0				
0- 0	0- 0	0- 0	NEUTRAL	0- 0	0- 0	0- 0				
3- 10	0- 0	0- 0	NON-CONFERENCE	0- 2	0- 0	3- 8				
3- 3	0- 0	0- 0	HOME	0- 0	0- 0	3- 3				
0- 7	0- 0	0- 0	AWAY	0- 2	0- 0	0- 5				
0- 0	0- 0	0- 0	NEUTRAL	0- 0	0- 0	0- 0				
2- 2	0- 0	0- 0	CONFERENCE	0- 1	0- 1	2- 0				
2- 1	0- 0	0- 0	HOME	0- 0	0- 1	2- 0				
0- 1	0- 0	0- 0	AWAY	0- 1	0- 0	0- 0				
0- 0	0- 0	0- 0	NEUTRAL	0- 0	0- 0	0- 0				

RPI 1-25				RPI 26-50				RPI 51-100				RPI 101+				Team's RPI: 300	
RPI	S	Opponent	Score	RPI	S	Opponent	Score	RPI	S	Opponent	Score	RPI	S	Opponent	Score		
								70	A	Missouri	50	75	129	H	South Carolina St.	74	83
								89	A	Hampton	60	66	159	A	Elon	54	74
								92	A	Fordham	56	72	172	H	Stony Brook	66	63
												176	H	Bucknell	64	72	
												198	A	Penn	73	79	
												208	H	Army	59	63	
												209	H	George Washington	40	75	
												229	A	George Mason	54	65	
												259	A	Cornell	73	77	
												283	H	Coppin St.	70	63	
												292	A	Towson	57	61	
												303	H	Savannah St.	68	50	
												316	H	UMBC	72	61	
												342	H	Columbia	60	51	
LAST 12 Division I GAMES:																	
				89	A	Hampton	60	66	92	A	Fordham	56	72				
				303	H	Savannah St.	68	50	159	A	Elon	54	74				
				129	H	South Carolina St.	74	83	283	H	Coppin St.	70	63				
				198	A	Penn	73	79	259	A	Cornell	73	77				
				208	H	Army	59	63	209	H	George Washington	40	75				
				70	A	Missouri	50	75	176	H	Bucknell	64	72				

Non-Div I Games:

Morgan St.

Average RPI Win:	260	WON-LOST	WINNING	LAST 10	STRENGTH OF	OPP. STRENGTH	TEAM	ADJ.	CONF.	ADJ CONF.
Average RPI Loss:	151	RECORD	PCT. RANK	GAMES	SCHEDULE	OF SCHEDULE	RPI	RPI	RPI	RPI
DIV. I ONLY	8- 8	164	6- 4	198	305	190	190	25	25	
DIV. I NON-CONF.	4- 7	230	3- 4	126	283	208	208	23	23	
TOTALS	RPI 1-25	RPI 26-50	W-L RECORDS	RPI 51-100	RPI 101-150	RPI 150+				
8- 8	0- 1	0- 0	OVERALL	0- 0	0- 2	8- 5				
3- 4	0- 0	0- 0	HOME	0- 0	0- 1	3- 3				
5- 4	0- 1	0- 0	AWAY	0- 0	0- 1	5- 2				
0- 0	0- 0	0- 0	NEUTRAL	0- 0	0- 0	0- 0				
4- 7	0- 1	0- 0	NON-CONFERENCE	0- 0	0- 2	4- 4				
2- 3	0- 0	0- 0	HOME	0- 0	0- 1	2- 2				
2- 4	0- 1	0- 0	AWAY	0- 0	0- 1	2- 2				
0- 0	0- 0	0- 0	NEUTRAL	0- 0	0- 0	0- 0				
4- 1	0- 0	0- 0	CONFERENCE	0- 0	0- 0	4- 1				
1- 1	0- 0	0- 0	HOME	0- 0	0- 0	1- 1				
3- 0	0- 0	0- 0	AWAY	0- 0	0- 0	3- 0				
0- 0	0- 0	0- 0	NEUTRAL	0- 0	0- 0	0- 0				

RPI 1-25				RPI 26-50				RPI 51-100				RPI 101+ Team's RPI: 190			
RPI	S	Opponent	Score	RPI	S	Opponent	Score	RPI	S	Opponent	Score	RPI	S	Opponent	Score
7	A	Maryland	47 88									117	H	American	46 48
												127	A	Howard	52 77
												176	A	Bucknell	43 55
												185	H	Campbell	48 54
												193	A	Pittsburgh	49 67
												196	A	Rider	70 67
												199	H	Lehigh	57 66
												207	H	Fairleigh Dickinson	60 69
												220	H	Navy	53 45
												223	H	Monmouth	70 51
												234	A	Seton Hall	74 64
												249	A	St. Francis Brooklyn	49 45
												312	A	Bryant	86 84
												322	H	UMES	62 58
												326	A	LIU Brooklyn	66 41
LAST 12 Division I GAMES:															
312	A	Bryant	86 84	117	H	American	46 48								
249	A	St. Francis Brooklyn	49 45	193	A	Pittsburgh	49 67								
326	A	LIU Brooklyn	66 41	234	A	Seton Hall	74 64								
207	H	Fairleigh Dickinson	60 69	220	H	Navy	53 45								
223	H	Monmouth	70 51	322	H	UMES	62 58								
199	H	Lehigh	57 66	176	A	Bucknell	43 55								

Non-Div I Games:

Mt. St. Mary's

■ Loss, 
 ■ Non-Conf, 
 ■ S Site, 
 ■ H Home 
 ■ A Away 
 N Neutral

Average RPI Loss: 145

Average RPI Win:	247	WON-LOST	WINNING	LAST 10	STRENGTH OF	OPP. STRENGTH	TEAM	ADJ.	CONF.	ADJ CONF.
Average RPI Loss:	145	RECORD	PCT. RANK	GAMES	SCHEDULE	OF SCHEDULE	RPI	RPI	RPI	RPI
DIV. I ONLY	9- 7	133	5- 4	224	243	205	205	26	26	
DIV. I NON-CONF.	6- 4	123	4- 1	228	225	198	198	26	26	
<hr/>										
TOTALS	RPI 1-25	RPI 26-50	W-L RECORDS	RPI 51-100	RPI 101-150	RPI 150+				
9- 7	0- 0	0- 0	OVERALL	0- 2	1- 2	8- 3				
6- 4	0- 0	0- 0	HOME	0- 1	0- 1	6- 2				
3- 3	0- 0	0- 0	AWAY	0- 1	1- 1	2- 1				
0- 0	0- 0	0- 0	NEUTRAL	0- 0	0- 0	0- 0				
<hr/>										
6- 4	0- 0	0- 0	NON-CONFERENCE	0- 2	0- 2	6- 0				
5- 2	0- 0	0- 0	HOME	0- 1	0- 1	5- 0				
1- 2	0- 0	0- 0	AWAY	0- 1	0- 1	1- 0				
0- 0	0- 0	0- 0	NEUTRAL	0- 0	0- 0	0- 0				
<hr/>										
3- 3	0- 0	0- 0	CONFERENCE	0- 0	1- 0	2- 3				
1- 2	0- 0	0- 0	HOME	0- 0	0- 0	1- 2				
2- 1	0- 0	0- 0	AWAY	0- 0	1- 0	1- 1				
0- 0	0- 0	0- 0	NEUTRAL	0- 0	0- 0	0- 0				

RPI 1-25				RPI 26-50				RPI 51-100				RPI 101+				Team's RPI: 205	
RPI	S	Opponent	Score	RPI	S	Opponent	Score	RPI	S	Opponent	Score	RPI	S	Opponent	Score		
								70	A	Missouri	55 69	110	A	James Madison	51 71		
								76	H	Western Ky.	69 80	147	H	Indiana	62 63		
												148	A	UT Martin	82 72		
												167	H	Belmont	50 59		
												168	H	Evansville	76 62		
												179	A	Longwood	76 68		
												221	H	Eastern Ky.	49 69		
												222	A	Southeast Mo. St.	58 70		
												225	H	SIU Edwardsville	81 68		
												273	H	Ball St.	63 53		
												286	H	Alabama A&M	69 54		
												299	H	Southern Ill.	67 55		
												307	A	Austin Peay	77 72		
												334	H	Lipscomb	63 55		
LAST 12 Division I GAMES:																	
				225	H	SIU Edwardsville	81 68	70	A	Missouri	55 69						
				167	H	Belmont	50 59	286	H	Alabama A&M	69 54						
				307	A	Austin Peay	77 72	299	H	Southern Ill.	67 55						
				222	A	Southeast Mo. St.	58 70	273	H	Ball St.	63 53						
				148	A	UT Martin	82 72	334	H	Lipscomb	63 55						
				221	H	Eastern Ky.	49 69	168	H	Evansville	76 62						

Non-Div I Games:	Mid-Continent	110	28
------------------	---------------	-----	----

Murray St.

■ Loss, ■ Non-Conf, S Site, H Home A Away N Neutral

Average RPI Win:	241	WON-LOST	WINNING	LAST 10	STRENGTH OF	OPP. STRENGTH	TEAM	ADJ.	CONF.	ADJ CONF.
Average RPI Loss:	141	RECORD	PCT. RANK	GAMES	SCHEDULE	OF SCHEDULE	RPI	RPI	RPI	RPI
DIV. I ONLY	9- 7	133	6- 4	256	235	174	174	30	30	
DIV. I NON-CONF.	7- 5	131	5- 3	171	191	116	116	30	30	
TOTALS	RPI 1-25	RPI 26-50	W-L RECORDS	RPI 51-100	RPI 101-150	RPI 150+				
9- 7	0- 0	0- 1	OVERALL	0- 3	1- 1	8- 2				
5- 2	0- 0	0- 0	HOME	0- 1	0- 1	5- 0				
4- 5	0- 0	0- 1	AWAY	0- 2	1- 0	3- 2				
0- 0	0- 0	0- 0	NEUTRAL	0- 0	0- 0	0- 0				
7- 5	0- 0	0- 1	NON-CONFERENCE	0- 3	1- 0	6- 1				
4- 1	0- 0	0- 0	HOME	0- 1	0- 0	4- 0				
3- 4	0- 0	0- 1	AWAY	0- 2	1- 0	2- 1				
0- 0	0- 0	0- 0	NEUTRAL	0- 0	0- 0	0- 0				
2- 2	0- 0	0- 0	CONFERENCE	0- 0	0- 1	2- 1				
1- 1	0- 0	0- 0	HOME	0- 0	0- 1	1- 0				
1- 1	0- 0	0- 0	AWAY	0- 0	0- 0	1- 1				
0- 0	0- 0	0- 0	NEUTRAL	0- 0	0- 0	0- 0				

RPI	S	Opponent	Score	RPI	S	Opponent	Score	RPI	S	Opponent	Score	RPI	S	Opponent	Score	Team's RPI: 174
49	A	Nebraska	50 68	73	A	Richmond	63 76	116	A	Liberty	60 56	127	H	Howard	42 44	
				86	A	Virginia Tech	39 58	159	H	Elon	75 65	184	H	Iona	66 57	
				88	H	Charlotte	47 57	209	H	George Washington	67 56	248	A	Neb. Omaha	44 58	
								269	A	Florida A&M	73 52	276	A	Siena	49 47	
								296	A	UNC Wilmington	56 47	318	A	Bethune-Cookman	64 69	
								321	H	William & Mary	85 78	343	H	N.C. Central	67 27	
LAST 12 Division I GAMES:																
127	H	Howard	42 44	86	A	Virginia Tech	39 58	321	H	William & Mary	85 78					
269	A	Florida A&M	73 52	88	H	Charlotte	47 57	116	A	Liberty	60 56					
318	A	Bethune-Cookman	64 69	159	H	Elon	75 65	209	H	George Washington	67 56					
296	A	UNC Wilmington	56 47	73	A	Richmond	63 76	248	A	Neb. Omaha	44 58					

Non-Div I Games: Winston-Salem 56 43

N.C. A&amp;T

■ Loss, 
 ■ Non-Conf, 
 ■ S Site, 
 ■ H Home 
 ■ A Away 
 N Neutral

N.C. Central

Through Games Of Sunday, January 20, 2013

Average RPI Win:	0	WON-LOST	WINNING	LAST 10	STRENGTH OF	OPP. STRENGTH	TEAM	ADJ.	CONF.	ADJ CONF.
Average RPI Loss:	224	RECORD	PCT. RANK	GAMES	SCHEDULE	OF SCHEDULE	RPI	RPI	RPI	RPI
DIV. I ONLY	0- 16	340	0- 10	277	342	343	343	30	30	
DIV. I NON-CONF.	0- 13	335	0- 9	256	337	341	341	30	30	
TOTALS	RPI 1-25	RPI 26-50	W-L RECORDS	RPI 51-100	RPI 101-150	RPI 150+				
0- 16	0- 1	0- 0	OVERALL	0- 1	0- 2	0- 12				
0- 3	0- 0	0- 0	HOME	0- 0	0- 0	0- 3				
0- 13	0- 1	0- 0	AWAY	0- 1	0- 2	0- 9				
0- 0	0- 0	0- 0	NEUTRAL	0- 0	0- 0	0- 0				
0- 13	0- 1	0- 0	NON-CONFERENCE	0- 1	0- 2	0- 9				
0- 3	0- 0	0- 0	HOME	0- 0	0- 0	0- 3				
0- 10	0- 1	0- 0	AWAY	0- 1	0- 2	0- 6				
0- 0	0- 0	0- 0	NEUTRAL	0- 0	0- 0	0- 0				
0- 3	0- 0	0- 0	CONFERENCE	0- 0	0- 0	0- 3				
0- 0	0- 0	0- 0	HOME	0- 0	0- 0	0- 0				
0- 3	0- 0	0- 0	AWAY	0- 0	0- 0	0- 3				
0- 0	0- 0	0- 0	NEUTRAL	0- 0	0- 0	0- 0				

RPI 1-25				RPI 26-50				RPI 51-100				RPI 101+ Team's RPI: 343			
RPI	S	Opponent	Score	RPI	S	Opponent	Score	RPI	S	Opponent	Score	RPI	S	Opponent	Score
19	A	North Carolina	21 49					88	A	Charlotte	31 80	130	A	East Carolina	28 65
												132	A	Old Dominion	33 59
												152	H	Presbyterian	37 49
												174	A	N.C. A&T	27 67
												185	A	Campbell	51 67
												215	H	Winthrop	44 63
												269	A	Florida A&M	35 52
												296	A	UNC Wilmington	45 59
												310	A	Coastal Caro.	39 58
												313	H	Wofford	39 50
												318	A	Bethune-Cookman	32 55
												323	A	Gardner-Webb	32 54
												325	A	UNC Greensboro	39 49
												333	A	Western Caro.	55 67
LAST 12 Division I GAMES:															
318	A	Bethune-Cookman	32 55	132	A	Old Dominion	33 59								
269	A	Florida A&M	35 52	130	A	East Carolina	28 65								
323	A	Gardner-Webb	32 54	174	A	N.C. A&T	27 67								
325	A	UNC Greensboro	39 49	296	A	UNC Wilmington	45 59								
215	H	Winthrop	44 63	313	H	Wofford	39 50								
19	A	North Carolina	21 49	152	H	Presbyterian	37 49								

Non-Div I Games:

N.C. Central

Loss, Non-Conf, S Site, H Home A Away N Neutral

Average RPI Win:	275	WON-LOST	WINNING	LAST 10	STRENGTH OF	OPP. STRENGTH	TEAM	ADJ.	CONF.	ADJ CONF.
Average RPI Loss:	186	RECORD	PCT. RANK	GAMES	SCHEDULE	OF SCHEDULE	RPI	RPI	RPI	RPI
DIV. I ONLY	6- 13	273	2- 8	297	282	295	295	33	33	
DIV. I NON-CONF.	5- 12	269	3- 7	236	277	276	276	33	33	
TOTALS	RPI 1-25	RPI 26-50	W-L RECORDS	RPI 51-100	RPI 101-150	RPI 150+				
6- 13	0- 1	0- 0	OVERALL	0- 1	0- 2	6- 9				
4- 3	0- 0	0- 0	HOME	0- 0	0- 1	4- 2				
2- 10	0- 1	0- 0	AWAY	0- 1	0- 1	2- 7				
0- 0	0- 0	0- 0	NEUTRAL	0- 0	0- 0	0- 0				
5- 12	0- 1	0- 0	NON-CONFERENCE	0- 1	0- 2	5- 8				
3- 3	0- 0	0- 0	HOME	0- 0	0- 1	3- 2				
2- 9	0- 1	0- 0	AWAY	0- 1	0- 1	2- 6				
0- 0	0- 0	0- 0	NEUTRAL	0- 0	0- 0	0- 0				
1- 1	0- 0	0- 0	CONFERENCE	0- 0	0- 0	1- 1				
1- 0	0- 0	0- 0	HOME	0- 0	0- 0	1- 0				
0- 1	0- 0	0- 0	AWAY	0- 0	0- 0	0- 1				
0- 0	0- 0	0- 0	NEUTRAL	0- 0	0- 0	0- 0				

RPI	S	Opponent	Score	RPI	S	Opponent	Score	RPI	S	Opponent	Score	RPI	S	Opponent	Score	Team's RPI: 295
8	A	Penn St.	37 82					55	A	St. John's (NY)	37 55	133	A	Albany (NY)	41 76	
												143	H	Northeastern	45 59	
												172	H	Stony Brook	34 59	
												176	A	Bucknell	35 52	
												196	A	Rider	53 51	
												199	H	Lehigh	45 46	
												207	A	Fairleigh Dickinson	58 67	
												234	A	Seton Hall	66 69	
												247	A	Colgate	36 72	
												249	H	St. Francis Brooklyn	73 61	
												254	A	Brown	51 53	
												255	A	VCU	52 64	
												278	H	Delaware St.	55 42	
												285	H	Rhode Island	48 44	
												302	H	Tex.-Pan American	60 55	
												335	A	Chicago St.	57 58	
												341	A	Saint Peter's	62 35	
LAST 12 Division I GAMES:																
335	A	Chicago St.	57 58	285	H	Rhode Island	48 44	55	A	St. John's (NY)	37 55	8	A	Penn St.	37 82	
254	A	Brown	51 53	55	A	St. John's (NY)	37 55	8	A	Penn St.	37 82	255	A	VCU	52 64	
302	H	Tex.-Pan American	60 55	8	A	Penn St.	37 82	255	A	VCU	52 64	341	A	Saint Peter's	62 35	
176	A	Bucknell	35 52	255	A	VCU	52 64	341	A	Saint Peter's	62 35	278	H	Delaware St.	55 42	
199	H	Lehigh	45 46	341	A	Saint Peter's	62 35	278	H	Delaware St.	55 42					
247	A	Colgate	36 72	278	H	Delaware St.	55 42									

Non-Div I Games: Rutgers-Newark 90 31 Centenary (NJ) 72 37

NJIT

Loss, Non-Conf, S Site, H Home A Away N Neutral

Average RPI Win:	265	WON-LOST	WINNING	LAST 10	STRENGTH OF	OPP. STRENGTH	TEAM	ADJ.	CONF.	ADJ CONF.
Average RPI Loss:	137	RECORD	PCT. RANK	GAMES	SCHEDULE	OF SCHEDULE	RPI	RPI	RPI	RPI
DIV. I ONLY	9- 9	164	4- 6	286	254	220	220	17	17	
DIV. I NON-CONF.	7- 8	177	4- 5	298	239	248	248	19	19	
TOTALS	RPI 1-25	RPI 26-50	W-L RECORDS	RPI 51-100	RPI 101-150	RPI 150+				
9- 9	0- 1	0- 0	OVERALL	0- 2	1- 1	8- 5				
6- 1	0- 0	0- 0	HOME	0- 0	1- 1	5- 0				
2- 7	0- 1	0- 0	AWAY	0- 2	0- 0	2- 4				
1- 1	0- 0	0- 0	NEUTRAL	0- 0	0- 0	1- 1				
7- 8	0- 1	0- 0	NON-CONFERENCE	0- 2	1- 1	6- 4				
5- 1	0- 0	0- 0	HOME	0- 0	1- 1	4- 0				
1- 6	0- 1	0- 0	AWAY	0- 2	0- 0	1- 3				
1- 1	0- 0	0- 0	NEUTRAL	0- 0	0- 0	1- 1				
2- 1	0- 0	0- 0	CONFERENCE	0- 0	0- 0	2- 1				
1- 0	0- 0	0- 0	HOME	0- 0	0- 0	1- 0				
1- 1	0- 0	0- 0	AWAY	0- 0	0- 0	1- 1				
0- 0	0- 0	0- 0	NEUTRAL	0- 0	0- 0	0- 0				

RPI	S	Opponent	Score	RPI	S	Opponent	Score	RPI	S	Opponent	Score	RPI	S	Opponent	Score	Team's RPI: 220
20	A	Princeton	50 70					57	A	Marquette	65 73	130	H	East Carolina	57 48	
								73	A	Richmond	59 65	137	H	High Point	47 63	
												172	A	Stony Brook	40 44	
												184	A	Iona	64 74	
												190	A	Mt. St. Mary's	45 53	
												194	N	UC Davis	63 66	
												208	A	Army	42 53	
												214	A	Holy Cross	60 47	
												216	H	Loyola Maryland	71 60	
												227	H	Lafayette	62 44	
												271	H	Marshall	67 51	
												321	H	William & Mary	69 64	
												330	N	Jackson St.	72 48	
												336	A	Air Force	60 36	
												341	H	Saint Peter's	64 53	
LAST 12 Division I GAMES:																
208	A	Army	42 53	57	A	Marquette	65 73									
214	A	Holy Cross	60 47	190	A	Mt. St. Mary's	45 53									
227	H	Lafayette	62 44	321	H	William & Mary	69 64									
20	A	Princeton	50 70	137	H	High Point	47 63									
73	A	Richmond	59 65	130	H	East Carolina	57 48									
271	H	Marshall	67 51	336	A	Air Force	60 36									

Non-Div I Games:

Navy

Average RPI Win: 276				WON-LOST		WINNING		LAST 10		STRENGTH OF		OPP. STRENGTH		TEAM		ADJ.		CONF.		ADJ CONF.	
Average RPI Loss: 191				RECORD		PCT. RANK		GAMES		SCHEDULE		OF SCHEDULE		RPI		RPI		RPI		RPI	
DIV. I ONLY				10- 5		75		5- 3		344		273		248		248		32		32	
DIV. I NON-CONF.				10- 5		84		6- 4		337		285		240		240		32		32	
TOTALS		RPI 1-25		RPI 26-50		W-L RECORDS		RPI 51-100		RPI 101-150		RPI 150+									
10- 5		0- 0		0- 0		OVERALL		0- 0		0- 1		10- 4									
7- 2		0- 0		0- 0		HOME		0- 0		0- 0		7- 2									
3- 3		0- 0		0- 0		AWAY		0- 0		0- 1		3- 2									
0- 0		0- 0		0- 0		NEUTRAL		0- 0		0- 0		0- 0									
10- 5		0- 0		0- 0		NON-CONFERENCE		0- 0		0- 1		10- 4									
7- 2		0- 0		0- 0		HOME		0- 0		0- 0		7- 2									
3- 3		0- 0		0- 0		AWAY		0- 0		0- 1		3- 2									
0- 0		0- 0		0- 0		NEUTRAL		0- 0		0- 0		0- 0									
0- 0		0- 0		0- 0		CONFERENCE		0- 0		0- 0		0- 0									
0- 0		0- 0		0- 0		HOME		0- 0		0- 0		0- 0									
0- 0		0- 0		0- 0		AWAY		0- 0		0- 0		0- 0									
0- 0		0- 0		0- 0		NEUTRAL		0- 0		0- 0		0- 0									

RPI 1-25				RPI 26-50				RPI 51-100				RPI 101+				Team's RPI: 248	
RPI	S	Opponent	Score	RPI	S	Opponent	Score	RPI	S	Opponent	Score	RPI	S	Opponent	Score		
												135	A	IUPUI	49	60	
												154	A	Western Ill.	44	71	
												174	H	N.C. A&T	58	44	
												188	H	Saint Louis	42	51	
												231	H	La.-Lafayette	79	67	
												235	A	South Dakota	57	62	
												236	H	Oakland	59	41	
												244	H	Tulsa	48	49	
												284	A	UMKC	61	44	
												288	H	Loyola Chicago	65	58	
												294	H	Texas-Arlington	73	39	
												297	H	Northern Ariz.	79	75	
												305	H	IPFW	60	50	
												315	A	Ark.-Pine Bluff	67	63	
												335	A	Chicago St.	62	47	
LAST 12 Division I GAMES:																	
				335	A	Chicago St.	62 47	284	A	UMKC	61 44						
				154	A	Western Ill.	44 71	315	A	Ark.-Pine Bluff	67 63						
				135	A	IUPUI	49 60	288	H	Loyola Chicago	65 58						
				305	H	IPFW	60 50	244	H	Tulsa	48 49						
				236	H	Oakland	59 41	294	H	Texas-Arlington	73 39						
				235	A	South Dakota	57 62	188	H	Saint Louis	42 51						

Non-Div I Games:	Southwest Minn. St.	63	37	St. Mary (NE)	92	78	Indiana Dabney	83	39
------------------	---------------------	----	----	---------------	----	----	----------------	----	----

Neb. Omaha

Loss, Non-Conf, S Site, H Home A Away N Neutral



## Nebraska

Average RPI Win:	142	WON-LOST	WINNING	LAST 10	STRENGTH OF	OPP. STRENGTH	TEAM	ADJ.	CONF.	ADJ CONF.
Average RPI Loss:	34	RECORD	PCT. RANK	GAMES	SCHEDULE	OF SCHEDULE	RPI	RPI	RPI	RPI
DIV. I ONLY	13- 6	70	7- 3	42	34	49	49	2	2	
DIV. I NON-CONF.	10- 3	50	5- 1	84	61	44	44	2	2	

TOTALS	RPI 1-25	RPI 26-50	W-L RECORDS	RPI 51-100	RPI 101-150	RPI 150+
13- 6	1- 3	0- 1	OVERALL	3- 2	4- 0	5- 0
9- 3	1- 2	0- 0	HOME	1- 1	2- 0	5- 0
4- 3	0- 1	0- 1	AWAY	2- 1	2- 0	0- 0
0- 0	0- 0	0- 0	NEUTRAL	0- 0	0- 0	0- 0
10- 3	1- 1	0- 1	NON-CONFERENCE	1- 1	3- 0	5- 0
8- 1	1- 1	0- 0	HOME	0- 0	2- 0	5- 0
2- 2	0- 0	0- 1	AWAY	1- 1	1- 0	0- 0
0- 0	0- 0	0- 0	NEUTRAL	0- 0	0- 0	0- 0
3- 3	0- 2	0- 0	CONFERENCE	2- 1	1- 0	0- 0
1- 2	0- 1	0- 0	HOME	1- 1	0- 0	0- 0
2- 1	0- 1	0- 0	AWAY	1- 0	1- 0	0- 0
0- 0	0- 0	0- 0	NEUTRAL	0- 0	0- 0	0- 0

RPI S	Opponent	Score	RPI S	Opponent	Score	Team's RPI: 49	RPI S	Opponent	Score	RPI S	Opponent	Score
7	H Maryland	71 90	32	A Creighton	57 66		61	A Minnesota	84 63	103	H Temple	64 39
8	A Penn St.	58 80					64	A South Fla.	62 52	109	A Southern California	74 65
11	H Purdue	66 69					67	H Illinois	52 62	146	H Idaho St.	60 51
16	H Florida St.	78 77					79	H Wisconsin	70 52	147	A Indiana	67 38
							81	A South Dakota St.	55 60	158	H Sam Houston St.	85 72
										162	H Oral Roberts	80 67
										174	H N.C. A&T	68 50
										297	H Northern Ariz.	77 55
										324	H Grambling	84 39
LAST 12 Division I GAMES:												
61	A Minnesota	84 63	324	H Grambling	84 39							
67	H Illinois	52 62	162	H Oral Roberts	80 67							
8	A Penn St.	58 80	64	A South Fla.	62 52							
147	A Indiana	67 38	16	H Florida St.	78 77							
11	H Purdue	66 69	32	A Creighton	57 66							
79	H Wisconsin	70 52	146	H Idaho St.	60 51							

Non-Div I Games:

Nebraska

■ Loss, 
■ Non-Conf, S Site, 
■ Home 
■ Away 
N Neutral

## Nevada

Average RPI Win: 269

Average RPI Loss: 114

WON-LOST

WINNING

LAST 10

Through Games Of Sunday, January 20, 2013

STRENGTH OF

OPP. STRENGTH

TEAM

ADJ.

CONF.

ADJ CONF.

RECORD

PCT. RANK

GAMES

SCHEDULE

OF SCHEDULE

RPI

RPI

RPI

RPI

DIV. I ONLY

5- 10

258

2- 7

154

183

242

242

15

15

DIV. I NON-CONF.

4- 8

241

1- 7

158

175

227

227

15

15

TOTALS

RPI 1-25

RPI 26-50

W-L RECORDS

RPI 51-100

RPI 101-150

RPI 150+

5- 10

0- 1

0- 1

OVERALL

0- 4

0- 2

5- 2

3- 4

0- 0

0- 1

HOME

0- 2

0- 0

3- 1

2- 4

0- 1

0- 0

AWAY

0- 1

0- 1

2- 1

0- 2

0- 0

0- 0

NEUTRAL

0- 1

0- 1

0- 0

4- 8

0- 1

0- 1

NON-CONFERENCE

0- 2

0- 2

4- 2

2- 3

0- 0

0- 1

HOME

0- 1

0- 0

2- 1

2- 3

0- 1

0- 0

AWAY

0- 0

0- 1

2- 1

0- 2

0- 0

0- 0

NEUTRAL

0- 1

0- 1

0- 0

1- 2

0- 0

0- 0

CONFERENCE

0- 2

0- 0

1- 0

1- 1

0- 0

0- 0

HOME

0- 1

0- 0

1- 0

0- 1

0- 0

0- 0

AWAY

0- 1

0- 0

0- 0

0- 0

0- 0

0- 0

NEUTRAL

0- 0

0- 0

0- 0

RPI 1-25

RPI 26-50

RPI 51-100

RPI 101+

Team's RPI: 242

RPI	S	Opponent	Score
23	A	Pacific	63 72

RPI	S	Opponent	Score
39	H	Toledo	61 73

RPI	S	Opponent	Score
60	A	Wyoming	41 92

RPI	S	Opponent	Score
114	A	Wake Forest	54 77

64	N	South Fla.	46 71
----	---	------------	-------

90	H	Fresno St.	56 74
----	---	------------	-------

96	H	Cal Poly	63 72
----	---	----------	-------

134	N	Miami (OH)	49 62
-----	---	------------	-------

166	H	Cleveland St.	86 79
-----	---	---------------	-------

226	A	Portland	61 70
-----	---	----------	-------

258	H	Cal St. Fullerton	76 72
-----	---	-------------------	-------

289	H	CSU Bakersfield	80 83
-----	---	-----------------	-------

290	A	Oregon	77 73
-----	---	--------	-------

293	A	UC Irvine	72 49
-----	---	-----------	-------

336	H	Air Force	67 54
-----	---	-----------	-------

336	H	Air Force	67 54
-----	---	-----------	-------

## LAST 12 Division I GAMES:

90	H	Fresno St.	56 74	64	N	South Fla.	46 71
60	A	Wyoming	41 92	290	A	Oregon	77 73
336	H	Air Force	67 54	226	A	Portland	61 70
289	H	CSU Bakersfield	80 83	96	H	Cal Poly	63 72
114	A	Wake Forest	54 77	39	H	Toledo	61 73
134	N	Miami (OH)	49 62	166	H	Cleveland St.	86 79

Non-Div I Games: Cal St. L.A. 91 81

Nevada

■ Loss, 
 ■ Non-Conf, 
 ■ S Site, 
 ■ H Home 
 ■ A Away 
 N Neutral

# New Hampshire

Through Games Of Sunday, January 20, 2013

Average RPI Win:	253	WON-LOST	WINNING	LAST 10	STRENGTH OF	OPP. STRENGTH	TEAM	ADJ.	CONF.	ADJ CONF.
Average RPI Loss:	164	RECORD	PCT. RANK	GAMES	SCHEDULE	OF SCHEDULE	RPI	RPI	RPI	RPI
DIV. I ONLY	6- 11	246	3- 7	181	308	250	250	23	23	
DIV. I NON-CONF.	5- 7	209	2- 5	243	282	226	226	25	25	
TOTALS	RPI 1-25	RPI 26-50	W-L RECORDS	RPI 51-100	RPI 101-150	RPI 150+				
6- 11	0- 0	0- 0	OVERALL	0- 3	0- 2	6- 6				
4- 3	0- 0	0- 0	HOME	0- 1	0- 0	4- 2				
2- 7	0- 0	0- 0	AWAY	0- 1	0- 2	2- 4				
0- 1	0- 0	0- 0	NEUTRAL	0- 1	0- 0	0- 0				
5- 7	0- 0	0- 0	NON-CONFERENCE	0- 2	0- 1	5- 4				
3- 1	0- 0	0- 0	HOME	0- 0	0- 0	3- 1				
2- 5	0- 0	0- 0	AWAY	0- 1	0- 1	2- 3				
0- 1	0- 0	0- 0	NEUTRAL	0- 1	0- 0	0- 0				
1- 4	0- 0	0- 0	CONFERENCE	0- 1	0- 1	1- 2				
1- 2	0- 0	0- 0	HOME	0- 1	0- 0	1- 1				
0- 2	0- 0	0- 0	AWAY	0- 0	0- 1	0- 1				
0- 0	0- 0	0- 0	NEUTRAL	0- 0	0- 0	0- 0				

RPI S	Opponent	Score	RPI S	Opponent	Score	RPI S	Opponent	Score	RPI S	Opponent	Score	Team's RPI: 250
						51	H Boston U.	53 55	108	A Boston College	59 64	
						75	N Quinnipiac	53 60	133	A Albany (NY)	43 78	
						84	A Harvard	44 63	166	A Cleveland St.	47 58	
									172	H Stony Brook	44 48	
									189	A Yale	57 51	
									214	A Holy Cross	68 65	
									228	H Dartmouth	54 38	
									243	H Central Conn. St.	32 43	
									247	A Colgate	61 72	
									254	A Brown	43 50	
									259	H Cornell	59 56	
									270	A Vermont	60 63	
									314	H Wagner	77 54	
									316	H UMBC	63 62	
LAST 12 Division I GAMES:												
			51	H Boston U.	53 55		166	A Cleveland St.	47 58			
			133	A Albany (NY)	43 78		314	H Wagner	77 54			
			316	H UMBC	63 62		243	H Central Conn. St.	32 43			
			172	H Stony Brook	44 48		228	H Dartmouth	54 38			
			270	A Vermont	60 63		254	A Brown	43 50			
			247	A Colgate	61 72		75	N Quinnipiac	53 60			

Non-Div I Games:

New Hampshire

Loss, Non-Conf, S Site, H Home A Away N Neutral

## New Mexico

New Mexico				Through Games Of Sunday, January 20, 2013						
Average RPI Win:	232	WON-LOST	WINNING	LAST 10	STRENGTH OF	OPP. STRENGTH	TEAM	ADJ.	CONF.	ADJ CONF.
Average RPI Loss:	107	RECORD	PCT. RANK	GAMES	SCHEDULE	OF SCHEDULE	RPI	RPI	RPI	RPI
DIV. I ONLY	9- 7	133	4- 6	132	179	141	141	15	15	
DIV. I NON-CONF.	8- 5	112	4- 5	133	166	126	126	15	15	
TOTALS	RPI 1-25	RPI 26-50	W-L RECORDS	RPI 51-100	RPI 101-150	RPI 150+				
9- 7	0- 1	1- 1	OVERALL	0- 3	0- 0	8- 2				
8- 2	0- 1	1- 0	HOME	0- 1	0- 0	7- 0				
1- 5	0- 0	0- 1	AWAY	0- 2	0- 0	1- 2				
0- 0	0- 0	0- 0	NEUTRAL	0- 0	0- 0	0- 0				
8- 5	0- 1	1- 1	NON-CONFERENCE	0- 2	0- 0	7- 1				
7- 2	0- 1	1- 0	HOME	0- 1	0- 0	6- 0				
1- 3	0- 0	0- 1	AWAY	0- 1	0- 0	1- 1				
0- 0	0- 0	0- 0	NEUTRAL	0- 0	0- 0	0- 0				
1- 2	0- 0	0- 0	CONFERENCE	0- 1	0- 0	1- 1				
1- 0	0- 0	0- 0	HOME	0- 0	0- 0	1- 0				
0- 2	0- 0	0- 0	AWAY	0- 1	0- 0	0- 1				
0- 0	0- 0	0- 0	NEUTRAL	0- 0	0- 0	0- 0				

RPI 1-25				RPI 26-50				RPI 51-100				RPI 101+ Team's RPI: 141			
RPI	S	Opponent	Score	RPI	S	Opponent	Score	RPI	S	Opponent	Score	RPI	S	Opponent	Score
24	H	Georgia	42 72	29	A	Colorado	39 84	58	A	UTEP	45 60	165	H	North Texas	81 59
				36	H	Texas Tech	65 61	90	A	Fresno St.	65 69	180	A	Houston	62 77
								93	H	Arizona	53 58	213	A	New Mexico St.	68 44
												213	H	New Mexico St.	60 37
												241	H	Boise St.	58 53
												258	H	Cal St. Fullerton	52 43
												277	A	UNLV	57 68
												297	H	Northern Ariz.	68 57
												319	H	Weber St.	67 44
												344	H	Houston Baptist	63 46
LAST 12 Division I GAMES:															
241	H	Boise St.	58 53	93	H	Arizona	53 58	258	H	Cal St. Fullerton	52 43	180	A	Houston	62 77
90	A	Fresno St.	65 69	319	H	Weber St.	67 44	24	H	Georgia	42 72	165	H	North Texas	81 59
277	A	UNLV	57 68	58	A	UTEP	45 60								
29	A	Colorado	39 84	213	A	New Mexico St.	68 44								

Non-Div I Games:

New Mexico

■ Loss, 
 ■ Non-Conf, S Site, 
 ■ Home 
 ■ Away 
 N Neutral

Average RPI Win:	219	WON-LOST	WINNING	LAST 10	STRENGTH OF	OPP. STRENGTH	TEAM	ADJ.	CONF.	ADJ CONF.
Average RPI Loss:	186	RECORD	PCT. RANK	GAMES	SCHEDULE	OF SCHEDULE	RPI	RPI	RPI	RPI
DIV. I ONLY	9- 9	164	4- 6	209	221	213	213	24	24	
DIV. I NON-CONF.	6- 4	123	2- 2	137	206	120	120	24	24	
TOTALS	RPI 1-25	RPI 26-50	W-L RECORDS	RPI 51-100	RPI 101-150	RPI 150+				
9- 9	0- 0	0- 0	OVERALL	1- 1	0- 2	8- 6				
6- 4	0- 0	0- 0	HOME	1- 0	0- 1	5- 3				
3- 5	0- 0	0- 0	AWAY	0- 1	0- 1	3- 3				
0- 0	0- 0	0- 0	NEUTRAL	0- 0	0- 0	0- 0				
6- 4	0- 0	0- 0	NON-CONFERENCE	1- 1	0- 2	5- 1				
5- 1	0- 0	0- 0	HOME	1- 0	0- 1	4- 0				
1- 3	0- 0	0- 0	AWAY	0- 1	0- 1	1- 1				
0- 0	0- 0	0- 0	NEUTRAL	0- 0	0- 0	0- 0				
3- 5	0- 0	0- 0	CONFERENCE	0- 0	0- 0	3- 5				
1- 3	0- 0	0- 0	HOME	0- 0	0- 0	1- 3				
2- 2	0- 0	0- 0	AWAY	0- 0	0- 0	2- 2				
0- 0	0- 0	0- 0	NEUTRAL	0- 0	0- 0	0- 0				

RPI 1-25			RPI 26-50			RPI 51-100			RPI 101+ Team's RPI: 213		
RPI	S	Opponent	Score	RPI	S	Opponent	Score	RPI	S	Opponent	Score
								141	A	New Mexico	37 60
								141	H	New Mexico	44 68
								156	H	Louisiana Tech	71 67
								173	H	Seattle	54 60
								175	A	UC Santa Barbara	41 43
								195	H	Loyola Marymount	77 76
								204	H	Idaho	51 57
								218	A	Utah St.	63 65
								229	H	George Mason	55 52
								238	A	Southern Utah	70 68
								256	A	Texas St.	61 58
								262	A	UTSA	69 52
								268	A	San Jose St.	50 51
								284	H	UMKC	75 50
								293	H	UC Irvine	50 44
								294	H	Texas-Arlington	59 62
LAST 12 Division I GAMES:											
268	A	San Jose St.	50 51	156	H	Louisiana Tech	71 67				
218	A	Utah St.	63 65	294	H	Texas-Arlington	59 62				
204	H	Idaho	51 57	284	H	UMKC	75 50				
173	H	Seattle	54 60	141	H	New Mexico	44 68				
256	A	Texas St.	61 58	58	A	UTEP	44 66				
262	A	UTSA	69 52	238	A	Southern Utah	70 68				

Non-Div I Games:

New Mexico St.

New Orleans

Through Games Of Sunday, January 20, 2013

Average RPI Win:	0	WON-LOST	WINNING	LAST 10	STRENGTH OF	OPP. STRENGTH	TEAM	ADJ.	CONF.	ADJ CONF.
Average RPI Loss:	235	RECORD	PCT. RANK	GAMES	SCHEDULE	OF SCHEDULE	RPI	RPI	RPI	RPI
DIV. I ONLY	0- 15	340	0- 10	331	343	345	345	32	32	
DIV. I NON-CONF.	0- 15	335	0- 12	329	341	345	345	32	32	
TOTALS	RPI 1-25	RPI 26-50	W-L RECORDS	RPI 51-100	RPI 101-150	RPI 150+				
0- 15	0- 0	0- 1	OVERALL	0- 1	0- 0	0- 13				
0- 7	0- 0	0- 0	HOME	0- 0	0- 0	0- 7				
0- 6	0- 0	0- 1	AWAY	0- 1	0- 0	0- 4				
0- 2	0- 0	0- 0	NEUTRAL	0- 0	0- 0	0- 2				
0- 15	0- 0	0- 1	NON-CONFERENCE	0- 1	0- 0	0- 13				
0- 7	0- 0	0- 0	HOME	0- 0	0- 0	0- 7				
0- 6	0- 0	0- 1	AWAY	0- 1	0- 0	0- 4				
0- 2	0- 0	0- 0	NEUTRAL	0- 0	0- 0	0- 2				
0- 0	0- 0	0- 0	CONFERENCE	0- 0	0- 0	0- 0				
0- 0	0- 0	0- 0	HOME	0- 0	0- 0	0- 0				
0- 0	0- 0	0- 0	AWAY	0- 0	0- 0	0- 0				
0- 0	0- 0	0- 0	NEUTRAL	0- 0	0- 0	0- 0				

RPI S	Opponent	Score	RPI S	Opponent	Score	RPI S	Opponent	Score	RPI S	Opponent	Score	Team's RPI: 345
36	A Texas Tech	38 81	71	A LSU	61 87	170	H Nicholls St.	66 80	170	N Nicholls St.	45 75	
						197	H Southern Miss.	59 69	231	A La.-Lafayette	41 68	
						234	A Seton Hall	35 82	238	N Southern Utah	47 76	
						275	H Northwestern St.	52 53	298	A Southeastern La.	67 69	
						298	H Southeastern La.	64 76	315	A Ark.-Pine Bluff	62 75	
						315	H Ark.-Pine Bluff	54 63	330	H Jackson St.	51 82	
						344	H Houston Baptist	45 60				
LAST 12 Division I GAMES:												
344	H Houston Baptist	45 60	330	H Jackson St.	51 82							
197	H Southern Miss.	59 69	231	A La.-Lafayette	41 68							
71	A LSU	61 87	298	A Southeastern La.	67 69							
315	H Ark.-Pine Bluff	54 63	298	H Southeastern La.	64 76							
315	A Ark.-Pine Bluff	62 75	36	A Texas Tech	38 81							
234	A Seton Hall	35 82	238	N Southern Utah	47 76							

Non-Div I Games: Ark.-Monticello 68 58

New Orleans

Loss, Non-Conf, S Site, H Home A Away N Neutral

## Niagara

Through Games Of Sunday, January 20, 2013

Average RPI Win:	276	WON-LOST	WINNING	LAST 10	STRENGTH OF	OPP. STRENGTH	TEAM	ADJ.	CONF.	ADJ CONF.
Average RPI Loss:	139	RECORD	PCT. RANK	GAMES	SCHEDULE	OF SCHEDULE	RPI	RPI	RPI	RPI
DIV. I ONLY	8- 9	180	5- 5	301	200	251	251	21	21	
DIV. I NON-CONF.	5- 6	186	3- 3	295	212	244	244	22	22	
TOTALS	RPI 1-25	RPI 26-50	W-L RECORDS	RPI 51-100	RPI 101-150	RPI 150+				
8- 9	0- 1	0- 1	OVERALL	0- 1	0- 1	8- 5				
5- 4	0- 0	0- 1	HOME	0- 1	0- 0	5- 2				
3- 5	0- 1	0- 0	AWAY	0- 0	0- 1	3- 3				
0- 0	0- 0	0- 0	NEUTRAL	0- 0	0- 0	0- 0				
5- 6	0- 1	0- 0	NON-CONFERENCE	0- 1	0- 0	5- 4				
3- 2	0- 0	0- 0	HOME	0- 1	0- 0	3- 1				
2- 4	0- 1	0- 0	AWAY	0- 0	0- 0	2- 3				
0- 0	0- 0	0- 0	NEUTRAL	0- 0	0- 0	0- 0				
3- 3	0- 0	0- 1	CONFERENCE	0- 0	0- 1	3- 1				
2- 2	0- 0	0- 1	HOME	0- 0	0- 0	2- 1				
1- 1	0- 0	0- 0	AWAY	0- 0	0- 1	1- 0				
0- 0	0- 0	0- 0	NEUTRAL	0- 0	0- 0	0- 0				

RPI 1-25				RPI 26-50				RPI 51-100				RPI 101+ Team's RPI: 251			
RPI	S	Opponent	Score	RPI	S	Opponent	Score	RPI	S	Opponent	Score	RPI	S	Opponent	Score
22	A	Michigan	44 82	40	H	Marist	51 71	82	H	Bowling Green	74 79	104	A	Fairfield	54 61
												176	A	Bucknell	69 77
												183	H	St. Bonaventure	49 51
												184	H	Iona	65 76
												196	H	Rider	62 58
												199	A	Lehigh	49 72
												236	H	Oakland	70 59
												247	H	Colgate	66 63
												263	A	Buffalo	51 65
												264	A	Robert Morris	63 59
												276	H	Siena	70 62
												306	A	Binghamton	63 57
												339	H	Kent St.	82 55
												341	A	Saint Peter's	54 46
LAST 12 Division I GAMES:															
40	H	Marist	51 71	22	A	Michigan	44 82								
196	H	Rider	62 58	263	A	Buffalo	51 65								
104	A	Fairfield	54 61	247	H	Colgate	66 63								
341	A	Saint Peter's	54 46	306	A	Binghamton	63 57								
276	H	Siena	70 62	199	A	Lehigh	49 72								
184	H	Iona	65 76	339	H	Kent St.	82 55								

Non-Div I Games:

Niagara

■ Loss, 
■ Non-Conf, 
■ S Site, 
■ H Home 
■ A Away 
N Neutral

Average RPI Win:	262	WON-LOST	WINNING	LAST 10	STRENGTH OF	OPP. STRENGTH	TEAM	ADJ.	CONF.	ADJ CONF.
Average RPI Loss:	149	RECORD	PCT. RANK	GAMES	SCHEDULE	OF SCHEDULE	RPI	RPI	RPI	RPI
DIV. I ONLY	11- 6	88	6- 4	324	274	170	170	22	22	
DIV. I NON-CONF.	8- 3	62	4- 2	331	218	145	145	21	21	
TOTALS	RPI 1-25	RPI 26-50	W-L RECORDS	RPI 51-100	RPI 101-150	RPI 150+				
11- 6	0- 0	0- 2	OVERALL	0- 0	0- 1	11- 3				
3- 1	0- 0	0- 0	HOME	0- 0	0- 0	3- 1				
5- 5	0- 0	0- 2	AWAY	0- 0	0- 1	5- 2				
3- 0	0- 0	0- 0	NEUTRAL	0- 0	0- 0	3- 0				
8- 3	0- 0	0- 2	NON-CONFERENCE	0- 0	0- 1	8- 0				
2- 0	0- 0	0- 0	HOME	0- 0	0- 0	2- 0				
3- 3	0- 0	0- 2	AWAY	0- 0	0- 1	3- 0				
3- 0	0- 0	0- 0	NEUTRAL	0- 0	0- 0	3- 0				
3- 3	0- 0	0- 0	CONFERENCE	0- 0	0- 0	3- 3				
1- 1	0- 0	0- 0	HOME	0- 0	0- 0	1- 1				
2- 2	0- 0	0- 0	AWAY	0- 0	0- 0	2- 2				
0- 0	0- 0	0- 0	NEUTRAL	0- 0	0- 0	0- 0				

RPI S	Opponent	Score	RPI S	Opponent	Score	RPI S	Opponent	Score	RPI S	Opponent	Score	Team's RPI: 170
27	A DePaul	57 87	36	A Texas Tech	48 78				139	A Arkansas St.	58 66	
									162	H Oral Roberts	69 66	
									177	H Central Ark.	56 72	
									211	A McNeese St.	78 61	
									212	A Texas Southern	65 58	
									231	H La.-Lafayette	71 62	
									237	A Stephen F. Austin	66 74	
									238	N Southern Utah	65 54	
									253	H La.-Monroe	85 60	
									257	N Mississippi Val.	60 57	
									275	A Northwestern St.	55 64	
									298	A Southeastern La.	71 65	
									327	A Alabama St.	57 46	
									345	A New Orleans	80 66	
									345	N New Orleans	75 45	
LAST 12 Division I GAMES:												
237	A Stephen F. Austin	66 74	212	A Texas Southern	65 58							
275	A Northwestern St.	55 64	139	A Arkansas St.	58 66							
298	A Southeastern La.	71 65	327	A Alabama St.	57 46							
211	A McNeese St.	78 61	238	N Southern Utah	65 54							
162	H Oral Roberts	69 66	36	A Texas Tech	48 78							
177	H Central Ark.	56 72	345	N New Orleans	75 45							

Non-Div I Games:

Nicholls St.

■ Loss, 
■ Non-Conf, 
■ S Site, 
■ H Home 
■ A Away 
N Neutral



Average RPI Win:	198	WON-LOST	WINNING	LAST 10	STRENGTH OF	OPP. STRENGTH	TEAM	ADJ.	CONF.	ADJ CONF.
Average RPI Loss:	210	RECORD	PCT. RANK	GAMES	SCHEDULE	OF SCHEDULE	RPI	RPI	RPI	RPI
DIV. I ONLY	1- 14	333	0- 9	296	315	340	340	30	30	
DIV. I NON-CONF.	1- 9	321	0- 6	225	316	331	331	30	30	
TOTALS	RPI 1-25	RPI 26-50	W-L RECORDS	RPI 51-100	RPI 101-150	RPI 150+				
1- 14	0- 0	0- 1	OVERALL	0- 0	0- 5	1- 8				
1- 3	0- 0	0- 0	HOME	0- 0	0- 0	1- 3				
0- 9	0- 0	0- 1	AWAY	0- 0	0- 4	0- 4				
0- 2	0- 0	0- 0	NEUTRAL	0- 0	0- 1	0- 1				
1- 9	0- 0	0- 1	NON-CONFERENCE	0- 0	0- 3	1- 5				
1- 2	0- 0	0- 0	HOME	0- 0	0- 0	1- 2				
0- 5	0- 0	0- 1	AWAY	0- 0	0- 2	0- 2				
0- 2	0- 0	0- 0	NEUTRAL	0- 0	0- 1	0- 1				
0- 5	0- 0	0- 0	CONFERENCE	0- 0	0- 2	0- 3				
0- 1	0- 0	0- 0	HOME	0- 0	0- 0	0- 1				
0- 4	0- 0	0- 0	AWAY	0- 0	0- 2	0- 2				
0- 0	0- 0	0- 0	NEUTRAL	0- 0	0- 0	0- 0				

RPI 1-25			RPI 26-50			RPI 51-100			RPI 101+			Team's RPI: 340
RPI	S	Opponent	Score	RPI	S	Opponent	Score	RPI	S	Opponent	Score	
				43	A	Virginia	23 66					
								124	N	Appalachian St.	61 68	
								127	A	Howard	45 56	
								129	A	South Carolina St.	59 62	
								130	A	East Carolina	46 54	
								136	A	Hofstra	47 82	
								198	H	Penn	60 51	
								212	H	Texas Southern	53 68	
								245	A	Radford	50 73	
								265	N	Northern Ill.	38 69	
								283	H	Coppin St.	51 56	
								291	H	USC Upstate	64 71	
								303	A	Savannah St.	55 62	
								322	A	UMES	80 86	
								325	A	UNC Greensboro	63 71	
LAST 12 Division I GAMES:												
				283	H	Coppin St.	51 56	325	A	UNC Greensboro	63 71	
				127	A	Howard	45 56	245	A	Radford	50 73	
				322	A	UMES	80 86	129	A	South Carolina St.	59 62	
				136	A	Hofstra	47 82	303	A	Savannah St.	55 62	
				265	N	Northern Ill.	38 69	124	N	Appalachian St.	61 68	
				43	A	Virginia	23 66	130	A	East Carolina	46 54	

Non-Div I Games: Chowan 60 56

Norfolk St.

# North Carolina

Through Games Of Sunday, January 20, 2013

Average RPI Win:	136	WON-LOST	WINNING	LAST 10	STRENGTH OF	OPP. STRENGTH	TEAM	ADJ.	CONF.	ADJ CONF.
Average RPI Loss:	5	RECORD	PCT. RANK	GAMES	SCHEDULE	OF SCHEDULE	RPI	RPI	RPI	RPI
DIV. I ONLY	18- 1	2	10- 0	125	9	19	19	3	3	
DIV. I NON-CONF.	12- 1	5	5- 1	159	51	27	27	3	3	
TOTALS	RPI 1-25	RPI 26-50	W-L RECORDS	RPI 51-100	RPI 101-150	RPI 150+				
18- 1	2- 1	3- 0	OVERALL	5- 0	1- 0	7- 0				
13- 0	1- 0	3- 0	HOME	4- 0	0- 0	5- 0				
4- 1	1- 1	0- 0	AWAY	1- 0	0- 0	2- 0				
1- 0	0- 0	0- 0	NEUTRAL	0- 0	1- 0	0- 0				
12- 1	1- 1	2- 0	NON-CONFERENCE	2- 0	1- 0	6- 0				
9- 0	0- 0	2- 0	HOME	2- 0	0- 0	5- 0				
2- 1	1- 1	0- 0	AWAY	0- 0	0- 0	1- 0				
1- 0	0- 0	0- 0	NEUTRAL	0- 0	1- 0	0- 0				
6- 0	1- 0	1- 0	CONFERENCE	3- 0	0- 0	1- 0				
4- 0	1- 0	1- 0	HOME	2- 0	0- 0	0- 0				
2- 0	0- 0	0- 0	AWAY	1- 0	0- 0	1- 0				
0- 0	0- 0	0- 0	NEUTRAL	0- 0	0- 0	0- 0				

RPI	S	Opponent	Score	RPI	S	Opponent	Score	RPI	S	Opponent	Score	RPI	S	Opponent	Score
5	A	Tennessee	57 102	35	H	Georgetown	63 48	59	H	Georgia Tech	79 58	130	N	East Carolina	76 67
7	H	Maryland	60 57	42	H	Duquesne	62 58	69	H	Ohio St.	57 54	161	H	La Salle	85 55
21	A	Iowa	77 64	43	H	Virginia	71 60	86	H	Virginia Tech	48 45	171	A	Clemson	65 58
								97	H	Davidson	70 59	200	H	East Tenn. St.	85 44
								100	A	North Carolina St.	70 66	245	H	Radford	64 44
												310	A	Coastal Caro.	75 49
												337	H	UNC Asheville	101 42
												343	H	N.C. Central	49 21
LAST 12 Division I GAMES:															
				43	H	Virginia	71 60	200	H	East Tenn. St.	85 44				
				59	H	Georgia Tech	79 58	130	N	East Carolina	76 67				
				100	A	North Carolina St.	70 66	310	A	Coastal Caro.	75 49				
				86	H	Virginia Tech	48 45	343	H	N.C. Central	49 21				
				7	H	Maryland	60 57	245	H	Radford	64 44				
				171	A	Clemson	65 58	5	A	Tennessee	57 102				

Non-Div I Games:

North Carolina

Loss, Non-Conf, S Site, H Home A Away N Neutral

Average RPI Win:	183	WON-LOST	WINNING	LAST 10	STRENGTH OF	OPP. STRENGTH	TEAM	ADJ.	CONF.	ADJ CONF.
Average RPI Loss:	46	RECORD	PCT. RANK	GAMES	SCHEDULE	OF SCHEDULE	RPI	RPI	RPI	RPI
DIV. I ONLY	8- 11	204	3- 7	14	80	100	100	3	3	
DIV. I NON-CONF.	8- 4	84	3- 2	96	168	88	88	3	3	
TOTALS	RPI 1-25	RPI 26-50	W-L RECORDS	RPI 51-100	RPI 101-150	RPI 150+				
8- 11	0- 4	0- 4	OVERALL	2- 1	0- 2	6- 0				
6- 4	0- 3	0- 1	HOME	1- 0	0- 0	5- 0				
1- 5	0- 1	0- 2	AWAY	0- 1	0- 1	1- 0				
1- 2	0- 0	0- 1	NEUTRAL	1- 0	0- 1	0- 0				
8- 4	0- 0	0- 2	NON-CONFERENCE	2- 1	0- 1	6- 0				
6- 1	0- 0	0- 1	HOME	1- 0	0- 0	5- 0				
1- 1	0- 0	0- 0	AWAY	0- 1	0- 0	1- 0				
1- 2	0- 0	0- 1	NEUTRAL	1- 0	0- 1	0- 0				
0- 7	0- 4	0- 2	CONFERENCE	0- 0	0- 1	0- 0				
0- 3	0- 3	0- 0	HOME	0- 0	0- 0	0- 0				
0- 4	0- 1	0- 2	AWAY	0- 0	0- 1	0- 0				
0- 0	0- 0	0- 0	NEUTRAL	0- 0	0- 0	0- 0				

RPI 1-25				RPI 26-50				RPI 51-100 Team's RPI: 100				RPI 101+			
RPI	S	Opponent	Score	RPI	S	Opponent	Score	RPI	S	Opponent	Score	RPI	S	Opponent	Score
7	A	Maryland	62 82	31	H	Michigan St.	51 68	68	H	Auburn	85 71	106	N	UNI	72 76
14	H	Duke	57 67	38	A	Miami (FL)	53 79	71	A	LSU	73 81	114	A	Wake Forest	56 69
16	H	Florida St.	74 82	43	A	Virginia	59 78	91	N	Arizona St.	72 68	152	H	Presbyterian	76 30
19	H	North Carolina	66 70	48	N	Florida	64 66					159	H	Elon	88 73
												179	H	Longwood	102 49
												183	A	St. Bonaventure	70 66
												313	H	Wofford	85 45
												320	H	Charleston So.	81 54
LAST 12 Division I GAMES:															
16	H	Florida St.	74 82	183	A	St. Bonaventure	70 66								
7	A	Maryland	62 82	38	A	Miami (FL)	53 79								
43	A	Virginia	59 78	152	H	Presbyterian	76 30								
19	H	North Carolina	66 70	159	H	Elon	88 73								
114	A	Wake Forest	56 69	71	A	LSU	73 81								
14	H	Duke	57 67	31	H	Michigan St.	51 68								

Non-Div I Games:

North Carolina St.

■ Loss, 
 ■ Non-Conf, 
 ■ S Site, 
 ■ H Home 
 ■ A Away 
 N Neutral

## North Dakota

Average RPI Win: **248**

WON-LOST

WINNING

LAST 10

Average RPI Loss: **117**

RECORD

PCT. RANK

GAMES

## Through Games Of Sunday, January 20, 2013

STRENGTH OF

SCHEDULE

OPP. STRENGTH

OF SCHEDULE

TEAM

RPI

ADJ.

RPI

CONF.

RPI

ADJ CONF.

RPI

DIV. I ONLY

6- 10

235

3- 6

138

198

203

203

16

16

DIV. I NON-CONF.

4- 4

161

3- 0

101

183

99

99

14

14

TOTALS

RPI 1-25

RPI 26-50

W-L RECORDS

RPI 51-100

RPI 101-150

RPI 150+

6- 10

0- 0

0- 2

OVERALL

0- 3

2- 2

4- 3

4- 2

0- 0

0- 0

HOME

0- 1

1- 0

3- 1

2- 8

0- 0

0- 2

AWAY

0- 2

1- 2

1- 2

0- 0

0- 0

0- 0

NEUTRAL

0- 0

0- 0

0- 0

4- 4

0- 0

0- 2

NON-CONFERENCE

0- 2

1- 0

3- 0

2- 1

0- 0

0- 0

HOME

0- 1

0- 0

2- 0

2- 3

0- 0

0- 2

AWAY

0- 1

1- 0

1- 0

0- 0

0- 0

0- 0

NEUTRAL

0- 0

0- 0

0- 0

2- 6

0- 0

0- 0

CONFERENCE

0- 1

1- 2

1- 3

2- 1

0- 0

0- 0

HOME

0- 0

1- 0

1- 1

0- 5

0- 0

0- 0

AWAY

0- 1

0- 2

0- 2

0- 0

0- 0

0- 0

NEUTRAL

0- 0

0- 0

0- 0

RPI 1-25

RPI 26-50

RPI 51-100

RPI 101+















Team's RPI: 203

RPI S Opponent Score






RPI S Opponent Score

RPI S Opponent Score

RPI S Opponent Score




28  Iowa St. 34  7364  South Fla. 58  85111  Montana 45  7742  Duquesne 38  6472  Montana St. 49  64118  Utah 62 5684  Harvard 52  65122  Eastern Wash. 72  75146  Idaho St. 64 59191  Portland St. 66  73217  Northern Colo. 41  53238  Southern Utah 54  60266  North Dakota St. 73 63301  Drake 67 63319  Weber St. 73 49336  Air Force 76 42

## LAST 12 Division I GAMES:

191  Portland St. 66  73118  Utah 62 56122  Eastern Wash. 72  75217  Northern Colo. 41  5372  Montana St. 49  64238  Southern Utah 54  60111  Montana 45  77301  Drake 67 63319  Weber St. 73 49336  Air Force 76 42146  Idaho St. 64 59266  North Dakota St. 73 63

Non-Div I Games: Jamestown 63 49

North Dakota

 Loss,  Non-Conf, S Site,  Home  Away N Neutral

Average RPI Win:	195	WON-LOST	WINNING	LAST 10	STRENGTH OF	OPP. STRENGTH	TEAM	ADJ.	CONF.	ADJ CONF.
Average RPI Loss:	172	RECORD	PCT. RANK	GAMES	SCHEDULE	OF SCHEDULE	RPI	RPI	RPI	RPI
DIV. I ONLY	6- 11	246	4- 6	215	180	266	266	20	20	
DIV. I NON-CONF.	3- 7	263	1- 4	179	162	266	266	20	20	
TOTALS	RPI 1-25	RPI 26-50	W-L RECORDS	RPI 51-100	RPI 101-150	RPI 150+				
6- 11	0- 1	0- 1	OVERALL	1- 1	1- 1	4- 7				
4- 5	0- 0	0- 0	HOME	1- 0	1- 1	2- 4				
1- 6	0- 1	0- 1	AWAY	0- 1	0- 0	1- 3				
1- 0	0- 0	0- 0	NEUTRAL	0- 0	0- 0	1- 0				
3- 7	0- 1	0- 1	NON-CONFERENCE	1- 0	0- 1	2- 4				
2- 3	0- 0	0- 0	HOME	1- 0	0- 1	1- 2				
0- 4	0- 1	0- 1	AWAY	0- 0	0- 0	0- 2				
1- 0	0- 0	0- 0	NEUTRAL	0- 0	0- 0	1- 0				
3- 4	0- 0	0- 0	CONFERENCE	0- 1	1- 0	2- 3				
2- 2	0- 0	0- 0	HOME	0- 0	1- 0	1- 2				
1- 2	0- 0	0- 0	AWAY	0- 1	0- 0	1- 1				
0- 0	0- 0	0- 0	NEUTRAL	0- 0	0- 0	0- 0				

RPI 1-25				RPI 26-50				RPI 51-100				RPI 101+ Team's RPI: 266			
RPI	S	Opponent	Score	RPI	S	Opponent	Score	RPI	S	Opponent	Score	RPI	S	Opponent	Score
18	A	Green Bay	37 72	32	A	Creighton	42 63	81	A	South Dakota St.	57 76	106	H	UNI	50 66
								84	H	Harvard	81 72	135	H	IUPUI	71 68
												154	H	Western Ill.	83 85
												192	H	Milwaukee	60 48
												203	H	North Dakota	63 73
												217	A	Northern Colo.	61 75
												235	H	South Dakota	52 73
												236	A	Oakland	60 59
												240	N	Prairie View	61 56
												241	A	Boise St.	61 80
												284	H	UMKC	59 48
												301	H	Drake	50 62
												305	A	IPFW	58 65
LAST 12 Division I GAMES:															
154	H	Western Ill.	83 85	81	A	South Dakota St.	57 76	192	H	Milwaukee	60 48				
135	H	IUPUI	71 68	18	A	Green Bay	37 72	32	A	Creighton	42 63				
236	A	Oakland	60 59	301	H	Drake	50 62	217	A	Northern Colo.	61 75				
305	A	IPFW	58 65												
284	H	UMKC	59 48												
235	H	South Dakota	52 73												

Non-Div I Games: Mayville St. 111 75 Alas. Anchorage 47 73

North Dakota St.

## North Florida

Through Games Of Sunday, January 20, 2013

Average RPI Win:	306	WON-LOST	WINNING	LAST 10	STRENGTH OF	OPP. STRENGTH	TEAM	ADJ.	CONF.	ADJ CONF.
Average RPI Loss:	140	RECORD	PCT. RANK	GAMES	SCHEDULE	OF SCHEDULE	RPI	RPI	RPI	RPI
DIV. I ONLY	8- 10	192	6- 4	302	276	272	272	28	28	
DIV. I NON-CONF.	5- 7	209	3- 3	312	210	280	280	28	28	
TOTALS	RPI 1-25	RPI 26-50	W-L RECORDS	RPI 51-100	RPI 101-150	RPI 150+				
8- 10	0- 0	0- 2	OVERALL	0- 2	0- 2	8- 4				
7- 2	0- 0	0- 0	HOME	0- 0	0- 0	7- 2				
0- 8	0- 0	0- 2	AWAY	0- 2	0- 2	0- 2				
1- 0	0- 0	0- 0	NEUTRAL	0- 0	0- 0	1- 0				
5- 7	0- 0	0- 2	NON-CONFERENCE	0- 1	0- 1	5- 3				
4- 1	0- 0	0- 0	HOME	0- 0	0- 0	4- 1				
0- 6	0- 0	0- 2	AWAY	0- 1	0- 1	0- 2				
1- 0	0- 0	0- 0	NEUTRAL	0- 0	0- 0	1- 0				
3- 3	0- 0	0- 0	CONFERENCE	0- 1	0- 1	3- 1				
3- 1	0- 0	0- 0	HOME	0- 0	0- 0	3- 1				
0- 2	0- 0	0- 0	AWAY	0- 1	0- 1	0- 0				
0- 0	0- 0	0- 0	NEUTRAL	0- 0	0- 0	0- 0				

RPI S	Opponent	Score	RPI S	Opponent	Score	RPI S	Opponent	Score	RPI S	Opponent	Score	Team's RPI: 272
38	A Miami (FL)	24 77	48	A Florida	44 74	64	A South Fla.	44 66	113	A Stetson	57 71	
						65	A FGCU	42 53	125	A FIU	44 63	
									157	H Mercer	43 56	
									164	A UCF	41 53	
									246	H Northern Ky.	59 55	
									270	H Vermont	64 61	
									303	A Savannah St.	40 49	
									304	H Jacksonville	66 63	
									310	N Coastal Caro.	69 58	
									318	H Bethune-Cookman	56 55	
									322	H UMES	52 54	
									331	H Kennesaw St.	52 49	
									334	H Lipscomb	77 64	
									338	H Jacksonville St.	52 45	
LAST 12 Division I GAMES:												
304	H Jacksonville	66 63	334	H Lipscomb	77 64							
157	H Mercer	43 56	310	N Coastal Caro.	69 58							
331	H Kennesaw St.	52 49	322	H UMES	52 54							
65	A FGCU	42 53	338	H Jacksonville St.	52 45							
113	A Stetson	57 71	303	A Savannah St.	40 49							
246	H Northern Ky.	59 55	64	A South Fla.	44 66							

Non-Div I Games:

North Florida

■ Loss, 
 ■ Non-Conf, S Site, 
 ■ Home 
 ■ Away 
 N Neutral

## North Texas

Through Games Of Sunday, January 20, 2013

Average RPI Win:	198	WON-LOST	WINNING	LAST 10	STRENGTH OF	OPP. STRENGTH	TEAM	ADJ.	CONF.	ADJ CONF.
Average RPI Loss:	127	RECORD	PCT. RANK	GAMES	SCHEDULE	OF SCHEDULE	RPI	RPI	RPI	RPI
DIV. I ONLY	7- 11	226	5- 5	91	177	165	165	13	13	
DIV. I NON-CONF.	1- 8	318	0- 3	78	196	263	263	13	13	
TOTALS	RPI 1-25	RPI 26-50	W-L RECORDS	RPI 51-100	RPI 101-150	RPI 150+				
7- 11	0- 0	0- 1	OVERALL	0- 4	2- 3	5- 3				
4- 3	0- 0	0- 0	HOME	0- 1	0- 0	4- 2				
2- 8	0- 0	0- 1	AWAY	0- 3	2- 3	0- 1				
1- 0	0- 0	0- 0	NEUTRAL	0- 0	0- 0	1- 0				
1- 8	0- 0	0- 1	NON-CONFERENCE	0- 2	0- 3	1- 2				
0- 3	0- 0	0- 0	HOME	0- 1	0- 0	0- 2				
0- 5	0- 0	0- 1	AWAY	0- 1	0- 3	0- 0				
1- 0	0- 0	0- 0	NEUTRAL	0- 0	0- 0	1- 0				
6- 3	0- 0	0- 0	CONFERENCE	0- 2	2- 0	4- 1				
4- 0	0- 0	0- 0	HOME	0- 0	0- 0	4- 0				
2- 3	0- 0	0- 0	AWAY	0- 2	2- 0	0- 1				
0- 0	0- 0	0- 0	NEUTRAL	0- 0	0- 0	0- 0				

RPI 1-25				RPI 26-50				RPI 51-100				RPI 101+ Team's RPI: 165			
RPI	S	Opponent	Score	RPI	S	Opponent	Score	RPI	S	Opponent	Score	RPI	S	Opponent	Score
				26	A	Oklahoma	68 71	54	A	Middle Tenn.	64 66	107	A	Tulane	62 73
								76	A	Western Ky.	80 82	120	A	Alabama	83 88
								80	A	SMU	63 67	123	A	UALR	68 65
								93	H	Arizona	66 71	125	A	FIU	70 68
												141	A	New Mexico	59 81
												151	A	Fla. Atlantic	67 79
												163	H	South Ala.	67 47
												183	N	St. Bonaventure	72 71
												231	H	La.-Lafayette	71 59
												253	H	La.-Monroe	79 51
												256	H	Texas St.	83 88
												294	H	Texas-Arlington	50 59
												311	H	Troy	87 71
LAST 12 Division I GAMES:															
				151	A	Fla. Atlantic	67 79	76	A	Western Ky.	80 82				
				125	A	FIU	70 68	54	A	Middle Tenn.	64 66				
				163	H	South Ala.	67 47	107	A	Tulane	62 73				
				123	A	UALR	68 65	294	H	Texas-Arlington	50 59				
				253	H	La.-Monroe	79 51	26	A	Oklahoma	68 71				
				311	H	Troy	87 71	231	H	La.-Lafayette	71 59				

Non-Div I Games:

North Texas

■ Loss, 
 ■ Non-Conf, 
 ■ S Site, 
 ■ H Home 
 ■ A Away 
 N Neutral

## Northeastern

Through Games Of Sunday, January 20, 2013

Average RPI Win:	231	WON-LOST	WINNING	LAST 10	STRENGTH OF	OPP. STRENGTH	TEAM	ADJ.	CONF.	ADJ CONF.
Average RPI Loss:	107	RECORD	PCT. RANK	GAMES	SCHEDULE	OF SCHEDULE	RPI	RPI	RPI	RPI
DIV. I ONLY	10- 6	98	6- 4	285	90	143	143	14	14	
DIV. I NON-CONF.	7- 4	103	5- 2	302	76	161	161	16	16	
TOTALS	RPI 1-25	RPI 26-50	W-L RECORDS	RPI 51-100	RPI 101-150	RPI 150+				
10- 6	0- 1	0- 0	OVERALL	1- 1	0- 3	9- 1				
7- 1	0- 1	0- 0	HOME	1- 0	0- 0	6- 0				
3- 4	0- 0	0- 0	AWAY	0- 0	0- 3	3- 1				
0- 1	0- 0	0- 0	NEUTRAL	0- 1	0- 0	0- 0				
7- 4	0- 0	0- 0	NON-CONFERENCE	1- 1	0- 2	6- 1				
5- 0	0- 0	0- 0	HOME	1- 0	0- 0	4- 0				
2- 3	0- 0	0- 0	AWAY	0- 0	0- 2	2- 1				
0- 1	0- 0	0- 0	NEUTRAL	0- 1	0- 0	0- 0				
3- 2	0- 1	0- 0	CONFERENCE	0- 0	0- 1	3- 0				
2- 1	0- 1	0- 0	HOME	0- 0	0- 0	2- 0				
1- 1	0- 0	0- 0	AWAY	0- 0	0- 1	1- 0				
0- 0	0- 0	0- 0	NEUTRAL	0- 0	0- 0	0- 0				

RPI S	Opponent	Score	RPI S	Opponent	Score	RPI S	Opponent	Score	RPI S	Opponent	Score	Team's RPI: 143
25	H Delaware	51 76				51	H Boston U.	73 62	103	A Temple	59 63	
						75	N Quinnipiac	72 83	110	A James Madison	65 68	
									125	A FIU	56 66	
									161	A La Salle	76 45	
									201	A Eastern Mich.	47 50	
									214	H Holy Cross	70 48	
									228	H Dartmouth	80 45	
									229	H George Mason	69 63	
									239	A Georgia St.	68 55	
									282	H Massachusetts	78 51	
									285	H Rhode Island	94 53	
									295	A NJIT	59 45	
									321	H William & Mary	71 69	
LAST 12 Division I GAMES:												
239	A Georgia St.	68 55	75	N Quinnipiac	72 83							
25	H Delaware	51 76	125	A FIU	56 66							
110	A James Madison	65 68	282	H Massachusetts	78 51							
321	H William & Mary	71 69	214	H Holy Cross	70 48							
229	H George Mason	69 63	295	A NJIT	59 45							
285	H Rhode Island	94 53	228	H Dartmouth	80 45							

Non-Div I Games:

Northeastern

■ Loss, 
 ■ Non-Conf, 
 S Site, 
 ■ Home 
 ■ Away 
 N Neutral



Average RPI Win:	234	WON-LOST	WINNING	LAST 10	STRENGTH OF	OPP. STRENGTH	TEAM	ADJ.	CONF.	ADJ CONF.
Average RPI Loss:	182	RECORD	PCT. RANK	GAMES	SCHEDULE	OF SCHEDULE	RPI	RPI	RPI	RPI
DIV. I ONLY	4- 12	298	4- 6	204	280	297	297	16	16	
DIV. I NON-CONF.	1- 8	318	1- 4	264	308	324	324	14	14	
TOTALS	RPI 1-25	RPI 26-50	W-L RECORDS	RPI 51-100	RPI 101-150	RPI 150+				
4- 12	0- 0	0- 1	OVERALL	0- 1	1- 4	3- 6				
2- 6	0- 0	0- 0	HOME	0- 0	1- 2	1- 4				
2- 6	0- 0	0- 1	AWAY	0- 1	0- 2	2- 2				
0- 0	0- 0	0- 0	NEUTRAL	0- 0	0- 0	0- 0				
1- 8	0- 0	0- 1	NON-CONFERENCE	0- 0	0- 2	1- 5				
0- 4	0- 0	0- 0	HOME	0- 0	0- 1	0- 3				
1- 4	0- 0	0- 1	AWAY	0- 0	0- 1	1- 2				
0- 0	0- 0	0- 0	NEUTRAL	0- 0	0- 0	0- 0				
3- 4	0- 0	0- 0	CONFERENCE	0- 1	1- 2	2- 1				
2- 2	0- 0	0- 0	HOME	0- 0	1- 1	1- 1				
1- 2	0- 0	0- 0	AWAY	0- 1	0- 1	1- 0				
0- 0	0- 0	0- 0	NEUTRAL	0- 0	0- 0	0- 0				

RPI 1-25				RPI 26-50				RPI 51-100				RPI 101+ Team's RPI: 297			
RPI	S	Opponent	Score	RPI	S	Opponent	Score	RPI	S	Opponent	Score	RPI	S	Opponent	Score
				49	A	Nebraska	55 77	72	A	Montana St.	52 69	111	A	Montana	71 79
												122	H	Eastern Wash.	83 68
												141	A	New Mexico	57 68
												146	H	Idaho St.	48 52
												150	H	Bradley	83 95
												191	H	Portland St.	59 60
												202	A	UC Riverside	43 71
												238	A	Southern Utah	71 61
												248	A	Neb. Omaha	75 79
												258	A	Cal St. Fullerton	55 54
												274	H	Western Mich.	67 78
												289	H	CSU Bakersfield	68 71
												309	H	Utah Valley	44 62
												319	H	Weber St.	76 55
LAST 12 Division I GAMES:															
				146	H	Idaho St.	48 52	111	A	Montana	71 79				
				319	H	Weber St.	76 55	309	H	Utah Valley	44 62				
				191	H	Portland St.	59 60	202	A	UC Riverside	43 71				
				122	H	Eastern Wash.	83 68	258	A	Cal St. Fullerton	55 54				
				238	A	Southern Utah	71 61	150	H	Bradley	83 95				
				72	A	Montana St.	52 69	274	H	Western Mich.	67 78				

Northern Ariz.

Average RPI Win:	244	WON-LOST	WINNING	LAST 10	STRENGTH OF	OPP. STRENGTH	TEAM	ADJ.	CONF.	ADJ CONF.
Average RPI Loss:	126	RECORD	PCT. RANK	GAMES	SCHEDULE	OF SCHEDULE	RPI	RPI	RPI	RPI
DIV. I ONLY	6- 9	221	4- 5	217	139	217	217	16	16	
DIV. I NON-CONF.	2- 6	288	1- 3	263	116	294	294	14	14	
TOTALS	RPI 1-25	RPI 26-50	W-L RECORDS	RPI 51-100	RPI 101-150	RPI 150+				
6- 9	0- 0	0- 1	OVERALL	0- 2	1- 4	5- 2				
5- 0	0- 0	0- 0	HOME	0- 0	1- 0	4- 0				
1- 9	0- 0	0- 1	AWAY	0- 2	0- 4	1- 2				
0- 0	0- 0	0- 0	NEUTRAL	0- 0	0- 0	0- 0				
2- 6	0- 0	0- 1	NON-CONFERENCE	0- 1	0- 2	2- 2				
2- 0	0- 0	0- 0	HOME	0- 0	0- 0	2- 0				
0- 6	0- 0	0- 1	AWAY	0- 1	0- 2	0- 2				
0- 0	0- 0	0- 0	NEUTRAL	0- 0	0- 0	0- 0				
4- 3	0- 0	0- 0	CONFERENCE	0- 1	1- 2	3- 0				
3- 0	0- 0	0- 0	HOME	0- 0	1- 0	2- 0				
1- 3	0- 0	0- 0	AWAY	0- 1	0- 2	1- 0				
0- 0	0- 0	0- 0	NEUTRAL	0- 0	0- 0	0- 0				

RPI 1-25				RPI 26-50				RPI 51-100				RPI 101+				Team's RPI: 217	
RPI	S	Opponent	Score	RPI	S	Opponent	Score	RPI	S	Opponent	Score	RPI	S	Opponent	Score		
				36	A	Texas Tech	41 68	72	A	Montana St.	58 65	101	A	San Diego	44 78		
								77	A	Wichita St.	35 51						
												111	A	Montana	42 56		
												118	A	Utah	55 62		
												122	A	Eastern Wash.	38 63		
												146	H	Idaho St.	71 63		
												191	A	Portland St.	67 42		
												203	H	North Dakota	53 41		
												232	A	Denver	46 57		
												261	A	Colorado St.	43 56		
												266	H	North Dakota St.	75 61		
												319	H	Weber St.	69 48		
												336	H	Air Force	68 44		
LAST 12 Division I GAMES:																	
				122	A	Eastern Wash.	38 63	203	H	North Dakota	53 41						
				191	A	Portland St.	67 42	36	A	Texas Tech	41 68						
				111	A	Montana	42 56	77	A	Wichita St.	35 51						
				72	A	Montana St.	58 65	266	H	North Dakota St.	75 61						
				146	H	Idaho St.	71 63	232	A	Denver	46 57						
				319	H	Weber St.	69 48	101	A	San Diego	44 78						

Non-Div I Games: Johnson &amp; Wales (CC102 33

Northern Colo.

Average RPI Win: <b>230</b>	WON-LOST	WINNING	LAST 10	STRENGTH OF	OPP. STRENGTH	TEAM	ADJ.	CONF.	ADJ CONF.
Average RPI Loss: <b>157</b>	RECORD	PCT. RANK	GAMES	SCHEDULE	OF SCHEDULE	RPI	RPI	RPI	RPI
DIV. I ONLY	5- 12	282	2- 8	232	150	265	265	19	19
DIV. I NON-CONF.	5- 8	222	3- 5	229	145	219	219	17	17
TOTALS	RPI 1-25	RPI 26-50	W-L RECORDS	RPI 51-100	RPI 101-150	RPI 150+			
5- 12	0- 1	0- 1	OVERALL	1- 2	1- 1	3- 7			
2- 3	0- 0	0- 0	HOME	0- 1	1- 0	1- 2			
1- 8	0- 1	0- 1	AWAY	0- 1	0- 1	1- 4			
2- 1	0- 0	0- 0	NEUTRAL	1- 0	0- 0	1- 1			
5- 8	0- 1	0- 1	NON-CONFERENCE	1- 1	1- 1	3- 4			
2- 1	0- 0	0- 0	HOME	0- 1	1- 0	1- 0			
1- 6	0- 1	0- 1	AWAY	0- 0	0- 1	1- 3			
2- 1	0- 0	0- 0	NEUTRAL	1- 0	0- 0	1- 1			
0- 4	0- 0	0- 0	CONFERENCE	0- 1	0- 0	0- 3			
0- 2	0- 0	0- 0	HOME	0- 0	0- 0	0- 2			
0- 2	0- 0	0- 0	AWAY	0- 1	0- 0	0- 1			
0- 0	0- 0	0- 0	NEUTRAL	0- 0	0- 0	0- 0			

RPI 1-25				RPI 26-50				RPI 51-100				RPI 101+ Team's RPI: 265			
RPI	S	Opponent	Score	RPI	S	Opponent	Score	RPI	S	Opponent	Score	RPI	S	Opponent	Score
21	A	Iowa	40 63	27	A	DePaul	46 68	52	A	Central Mich.	56 83	145	H	Eastern Ill.	48 38
								81	H	South Dakota St.	58 59	150	A	Bradley	58 67
								97	N	Davidson	64 61	153	A	Indiana St.	52 58
												169	H	Akron	52 63
												181	N	Xavier	54 66
												230	A	Valparaiso	49 54
												263	A	Buffalo	53 60
												273	H	Ball St.	51 57
												279	A	Morehead St.	76 46
												281	A	Ill.-Chicago	61 66
												288	H	Loyola Chicago	67 63
												340	N	Norfolk St.	69 38
LAST 12 Division I GAMES:															
52	A	Central Mich.	56 83	181	N	Xavier	54 66								
169	H	Akron	52 63	281	A	Ill.-Chicago	61 66								
273	H	Ball St.	51 57	145	H	Eastern Ill.	48 38								
263	A	Buffalo	53 60	27	A	DePaul	46 68								
230	A	Valparaiso	49 54	153	A	Indiana St.	52 58								
340	N	Norfolk St.	69 38	288	H	Loyola Chicago	67 63								

Non-Div I Games:

Northern Ill.

Average RPI Win:	245	WON-LOST	WINNING	LAST 10	STRENGTH OF	OPP. STRENGTH	TEAM	ADJ.	CONF.	ADJ CONF.
Average RPI Loss:	169	RECORD	PCT. RANK	GAMES	SCHEDULE	OF SCHEDULE	RPI	RPI	RPI	RPI
DIV. I ONLY	6- 9	221	5- 5	249	256	246	246	32	32	
DIV. I NON-CONF.	6- 9	217	6- 6	253	270	238	238	32	32	
TOTALS	RPI 1-25	RPI 26-50	W-L RECORDS	RPI 51-100	RPI 101-150	RPI 150+				
6- 9	0- 0	0- 0	OVERALL	1- 4	0- 1	5- 4				
5- 1	0- 0	0- 0	HOME	1- 1	0- 0	4- 0				
1- 8	0- 0	0- 0	AWAY	0- 3	0- 1	1- 4				
0- 0	0- 0	0- 0	NEUTRAL	0- 0	0- 0	0- 0				
6- 9	0- 0	0- 0	NON-CONFERENCE	1- 4	0- 1	5- 4				
5- 1	0- 0	0- 0	HOME	1- 1	0- 0	4- 0				
1- 8	0- 0	0- 0	AWAY	0- 3	0- 1	1- 4				
0- 0	0- 0	0- 0	NEUTRAL	0- 0	0- 0	0- 0				
0- 0	0- 0	0- 0	CONFERENCE	0- 0	0- 0	0- 0				
0- 0	0- 0	0- 0	HOME	0- 0	0- 0	0- 0				
0- 0	0- 0	0- 0	AWAY	0- 0	0- 0	0- 0				
0- 0	0- 0	0- 0	NEUTRAL	0- 0	0- 0	0- 0				

RPI 1-25				RPI 26-50				RPI 51-100				RPI 101+ Team's RPI: 246					
RPI	S	Opponent	Score	RPI	S	Opponent	Score	RPI	S	Opponent	Score	RPI	S	Opponent	Score		
								65	A	FGCU	50	79	134	A	Miami (OH)	52	63
								74	H	Youngstown St.	66	64	187	A	Cincinnati	31	49
								76	A	Western Ky.	53	65	200	H	East Tenn. St.	68	55
								94	H	Butler	56	66	272	A	North Florida	55	59
								99	A	Missouri St.	67	70	273	A	Ball St.	69	67
													288	A	Loyola Chicago	65	77
													291	H	USC Upstate	70	62
													296	H	UNC Wilmington	71	55
													304	A	Jacksonville	60	65
													334	H	Lipscomb	66	33
LAST 12 Division I GAMES:																	
				65	A	FGCU	50	79					296	H	UNC Wilmington	71	55
				334	H	Lipscomb	66	33					94	H	Butler	56	66
				200	H	East Tenn. St.	68	55					273	A	Ball St.	69	67
				291	H	USC Upstate	70	62					99	A	Missouri St.	67	70
				272	A	North Florida	55	59					74	H	Youngstown St.	66	64
				304	A	Jacksonville	60	65					288	A	Loyola Chicago	65	77

Non-Div I Games:

Northern Ky.

■ Loss, 
 ■ Non-Conf, 
 ■ S Site, 
 ■ H Home 
 ■ A Away 
 N Neutral

## Northwestern

Through Games Of Sunday, January 20, 2013

Average RPI Win:	176	WON-LOST	WINNING	LAST 10	STRENGTH OF	OPP. STRENGTH	TEAM	ADJ.	CONF.	ADJ CONF.
Average RPI Loss:	64	RECORD	PCT. RANK	GAMES	SCHEDULE	OF SCHEDULE	RPI	RPI	RPI	RPI
DIV. I ONLY	9- 9	164	3- 7	65	27	105	105	2	2	
DIV. I NON-CONF.	8- 5	112	2- 5	134	39	103	103	2	2	
TOTALS	RPI 1-25	RPI 26-50	W-L RECORDS	RPI 51-100	RPI 101-150	RPI 150+				
9- 9	0- 3	0- 1	OVERALL	2- 3	3- 2	4- 0				
6- 4	0- 2	0- 0	HOME	1- 2	2- 0	3- 0				
2- 5	0- 1	0- 1	AWAY	1- 1	1- 2	0- 0				
1- 0	0- 0	0- 0	NEUTRAL	0- 0	0- 0	1- 0				
8- 5	0- 1	0- 1	NON-CONFERENCE	1- 2	3- 1	4- 0				
6- 2	0- 1	0- 0	HOME	1- 1	2- 0	3- 0				
1- 3	0- 0	0- 1	AWAY	0- 1	1- 1	0- 0				
1- 0	0- 0	0- 0	NEUTRAL	0- 0	0- 0	1- 0				
1- 4	0- 2	0- 0	CONFERENCE	1- 1	0- 1	0- 0				
0- 2	0- 1	0- 0	HOME	0- 1	0- 0	0- 0				
1- 2	0- 1	0- 0	AWAY	1- 0	0- 1	0- 0				
0- 0	0- 0	0- 0	NEUTRAL	0- 0	0- 0	0- 0				

RPI 1-25				RPI 26-50				RPI 51-100				RPI 101+ Team's RPI: 105			
RPI	S	Opponent	Score	RPI	S	Opponent	Score	RPI	S	Opponent	Score	RPI	S	Opponent	Score
4	H	California	65 71	27	A	DePaul	61 89	52	H	Central Mich.	82 72	108	A	Boston College	67 63
8	A	Penn St.	69 73					67	A	Illinois	62 58	127	H	Howard	61 45
22	H	Michigan	53 67					67	H	Illinois	47 65	136	A	Hofstra	54 63
								82	H	Bowling Green	37 60	147	A	Indiana	64 68
								85	A	Illinois St.	46 64	148	H	UT Martin	79 69
												189	H	Yale	83 75
												267	N	Ole Miss	73 69
												288	H	Loyola Chicago	80 53
												335	H	Chicago St.	82 38
LAST 12 Division I GAMES:															
67	A	Illinois	62 58	136	A	Hofstra	54 63								
22	H	Michigan	53 67	267	N	Ole Miss	73 69								
67	H	Illinois	47 65	4	H	California	65 71								
147	A	Indiana	64 68	82	H	Bowling Green	37 60								
8	A	Penn St.	69 73	85	A	Illinois St.	46 64								
335	H	Chicago St.	82 38	27	A	DePaul	61 89								

Non-Div I Games:

Northwestern

■ Loss, 
■ Non-Conf, S Site, 
■ Home 
■ Away 
N Neutral

Average RPI Win:	276	WON-LOST	WINNING	LAST 10	STRENGTH OF	OPP. STRENGTH	TEAM	ADJ.	CONF.	ADJ CONF.
Average RPI Loss:	165	RECORD	PCT. RANK	GAMES	SCHEDULE	OF SCHEDULE	RPI	RPI	RPI	RPI
DIV. I ONLY	6- 10	235	3- 7	280	320	275	275	22	22	
DIV. I NON-CONF.	3- 6	241	0- 5	320	297	296	296	21	21	
TOTALS	RPI 1-25	RPI 26-50	W-L RECORDS	RPI 51-100	RPI 101-150	RPI 150+				
6- 10	0- 0	0- 1	OVERALL	0- 1	0- 1	6- 7				
4- 2	0- 0	0- 0	HOME	0- 0	0- 1	4- 1				
1- 8	0- 0	0- 1	AWAY	0- 1	0- 0	1- 6				
1- 0	0- 0	0- 0	NEUTRAL	0- 0	0- 0	1- 0				
3- 6	0- 0	0- 1	NON-CONFERENCE	0- 1	0- 0	3- 4				
1- 1	0- 0	0- 0	HOME	0- 0	0- 0	1- 1				
1- 5	0- 0	0- 1	AWAY	0- 1	0- 0	1- 3				
1- 0	0- 0	0- 0	NEUTRAL	0- 0	0- 0	1- 0				
3- 4	0- 0	0- 0	CONFERENCE	0- 0	0- 1	3- 3				
3- 1	0- 0	0- 0	HOME	0- 0	0- 1	3- 0				
0- 3	0- 0	0- 0	AWAY	0- 0	0- 0	0- 3				
0- 0	0- 0	0- 0	NEUTRAL	0- 0	0- 0	0- 0				

RPI 1-25				RPI 26-50				RPI 51-100				RPI 101+				Team's RPI: 275	
RPI	S	Opponent	Score	RPI	S	Opponent	Score	RPI	S	Opponent	Score	RPI	S	Opponent	Score		
				26	A	Oklahoma	35 96	78	A	Arkansas	41 80	128	H	Lamar	68 71		
												158	A	Sam Houston St.	61 72		
												162	A	Oral Roberts	55 66		
												170	H	Nicholls St.	64 55		
												177	A	Central Ark.	44 60		
												180	A	Houston	51 67		
												211	H	McNeese St.	64 62		
												233	A	Mississippi St.	49 65		
												240	H	Prairie View	31 63		
												267	A	Ole Miss	51 67		
												298	H	Southeastern La.	64 55		
												302	N	Tex.-Pan American	63 53		
												328	H	Alcorn	55 50		
												345	A	New Orleans	53 52		
LAST 12 Division I GAMES:																	
				298	H	Southeastern La.	64 55	211	H	McNeese St.	64 62						
				170	H	Nicholls St.	64 55	233	A	Mississippi St.	49 65						
				177	A	Central Ark.	44 60	78	A	Arkansas	41 80						
				162	A	Oral Roberts	55 66	240	H	Prairie View	31 63						
				158	A	Sam Houston St.	61 72	26	A	Oklahoma	35 96						
				128	H	Lamar	68 71	180	A	Houston	51 67						

Non-Div I Games: Wiley 65 57

Northwestern St.

■ Loss, 
 ■ Non-Conf, S Site, 
 ■ Home 
 ■ Away 
 N Neutral

Average RPI Win:	93	WON-LOST	WINNING	LAST 10	STRENGTH OF	OPP. STRENGTH	TEAM	ADJ.	CONF.	ADJ CONF.
Average RPI Loss:	2	RECORD	PCT. RANK	GAMES	SCHEDULE	OF SCHEDULE	RPI	RPI	RPI	RPI
DIV. I ONLY	16- 1	4	10- 0	9	4	6	6	5	5	
DIV. I NON-CONF.	11- 1	14	6- 1	21	7	5	5	4	4	
TOTALS	RPI 1-25	RPI 26-50	W-L RECORDS	RPI 51-100	RPI 101-150	RPI 150+				
16- 1	4- 1	1- 0	OVERALL	6- 0	1- 0	4- 0				
8- 1	1- 1	1- 0	HOME	2- 0	1- 0	3- 0				
4- 0	2- 0	0- 0	AWAY	2- 0	0- 0	0- 0				
4- 0	1- 0	0- 0	NEUTRAL	2- 0	0- 0	1- 0				
11- 1	3- 1	0- 0	NON-CONFERENCE	3- 0	1- 0	4- 0				
5- 1	1- 1	0- 0	HOME	0- 0	1- 0	3- 0				
2- 0	1- 0	0- 0	AWAY	1- 0	0- 0	0- 0				
4- 0	1- 0	0- 0	NEUTRAL	2- 0	0- 0	1- 0				
5- 0	1- 0	1- 0	CONFERENCE	3- 0	0- 0	0- 0				
3- 0	0- 0	1- 0	HOME	2- 0	0- 0	0- 0				
2- 0	1- 0	0- 0	AWAY	1- 0	0- 0	0- 0				
0- 0	0- 0	0- 0	NEUTRAL	0- 0	0- 0	0- 0				

RPI 1-25				Team's RPI: 6		RPI 26-50				RPI 51-100				RPI 101+								
RPI	S	Opponent	Score			RPI	S	Opponent	Score			RPI	S	Opponent	Score			RPI	S	Opponent	Score	
2	H	Baylor	61	73		35	H	Georgetown	79	64		52	A	Central Mich.	72	63		102	H	Saint Francis (PA)	128	55
3	A	Connecticut	73	72								53	N	Kansas St.	87	57		157	H	Mercer	93	36
11	H	Purdue	74	47								55	H	St. John's (NY)	74	50		218	H	Utah St.	109	70
13	N	Texas A&M	83	74								64	A	South Fla.	75	71		282	H	Massachusetts	94	50
15	A	UCLA	76	64								66	H	Rutgers	71	46		286	N	Alabama A&M	100	39
												69	N	Ohio St.	57	51						
LAST 12 Division I GAMES:																						
						55	H	St. John's (NY)	74	50		11	H	Purdue	74	47						
						35	H	Georgetown	79	64		13	N	Texas A&M	83	74						
						66	H	Rutgers	71	46		53	N	Kansas St.	87	57						
						64	A	South Fla.	75	71		286	N	Alabama A&M	100	39						
						3	A	Connecticut	73	72		218	H	Utah St.	109	70						
						102	H	Saint Francis (PA)	128	55		2	H	Baylor	61	73						

Non-Div I Games:

Notre Dame

Average RPI Win:	215	WON-LOST	WINNING	LAST 10	STRENGTH OF	OPP. STRENGTH	TEAM	ADJ.	CONF.	ADJ CONF.
Average RPI Loss:	168	RECORD	PCT. RANK	GAMES	SCHEDULE	OF SCHEDULE	RPI	RPI	RPI	RPI
DIV. I ONLY	6- 11	246	2- 7	129	196	236	236	20	20	
DIV. I NON-CONF.	4- 7	230	0- 5	105	192	202	202	20	20	
TOTALS	RPI 1-25	RPI 26-50	W-L RECORDS	RPI 51-100	RPI 101-150	RPI 150+				
6- 11	0- 2	0- 1	OVERALL	0- 1	2- 0	4- 7				
4- 6	0- 1	0- 1	HOME	0- 1	2- 0	2- 3				
2- 5	0- 1	0- 0	AWAY	0- 0	0- 0	2- 4				
0- 0	0- 0	0- 0	NEUTRAL	0- 0	0- 0	0- 0				
4- 7	0- 2	0- 1	NON-CONFERENCE	0- 0	1- 0	3- 4				
3- 3	0- 1	0- 1	HOME	0- 0	1- 0	2- 1				
1- 4	0- 1	0- 0	AWAY	0- 0	0- 0	1- 3				
0- 0	0- 0	0- 0	NEUTRAL	0- 0	0- 0	0- 0				
2- 4	0- 0	0- 0	CONFERENCE	0- 1	1- 0	1- 3				
1- 3	0- 0	0- 0	HOME	0- 1	1- 0	0- 2				
1- 1	0- 0	0- 0	AWAY	0- 0	0- 0	1- 1				
0- 0	0- 0	0- 0	NEUTRAL	0- 0	0- 0	0- 0				

RPI 1-25				RPI 26-50				RPI 51-100				RPI 101+ Team's RPI: 236			
RPI	S	Opponent	Score	RPI	S	Opponent	Score	RPI	S	Opponent	Score	RPI	S	Opponent	Score
3	A	Connecticut	25 97	31	H	Michigan St.	43 75	81	H	South Dakota St.	43 64	117	H	American	70 60
11	H	Purdue	46 77									135	H	IUPUI	68 59
												154	H	Western Ill.	73 81
												229	H	George Mason	62 58
												235	A	South Dakota	49 64
												248	A	Neb. Omaha	41 59
												251	A	Niagara	59 70
												252	A	Canisius	52 51
												263	H	Buffalo	59 61
												266	H	North Dakota St.	59 60
												274	H	Western Mich.	73 70
												284	A	UMKC	55 46
												308	A	Manhattan	43 47
LAST 12 Division I GAMES:															
235	A	South Dakota	49 64	154	H	Western Ill.	73 81								
284	A	UMKC	55 46	3	A	Connecticut	25 97								
266	H	North Dakota St.	59 60	11	H	Purdue	46 77								
81	H	South Dakota St.	43 64	308	A	Manhattan	43 47								
248	A	Neb. Omaha	41 59	31	H	Michigan St.	43 75								
135	H	IUPUI	68 59	274	H	Western Mich.	73 70								

Non-Div I Games: Mich.-Dearborn 78 53 Rochester College 65 34

Oakland

■ Loss, 
■ Non-Conf, S Site, 
■ Home 
■ Away 
N Neutral



Average RPI Win: <b>224</b>	WON-LOST	WINNING	LAST 10	STRENGTH OF	OPP. STRENGTH	TEAM	ADJ.	CONF.	ADJ CONF.
Average RPI Loss: <b>187</b>	RECORD	PCT. RANK	GAMES	SCHEDULE	OF SCHEDULE	RPI	RPI	RPI	RPI
DIV. I ONLY	5- 11	274	4- 6	254	210	287	287	19	19
DIV. I NON-CONF.	5- 7	209	4- 4	297	202	274	274	17	17
-----									
TOTALS	RPI 1-25	RPI 26-50	W-L RECORDS	RPI 51-100	RPI 101-150	RPI 150+			
5- 11	0- 0	0- 1	OVERALL	0- 2	0- 2	5- 6			
3- 5	0- 0	0- 1	HOME	0- 1	0- 1	3- 2			
2- 5	0- 0	0- 0	AWAY	0- 1	0- 1	2- 3			
0- 1	0- 0	0- 0	NEUTRAL	0- 0	0- 0	0- 1			
5- 7	0- 0	0- 1	NON-CONFERENCE	0- 1	0- 1	5- 4			
3- 3	0- 0	0- 1	HOME	0- 0	0- 1	3- 1			
2- 3	0- 0	0- 0	AWAY	0- 1	0- 0	2- 2			
0- 1	0- 0	0- 0	NEUTRAL	0- 0	0- 0	0- 1			
0- 4	0- 0	0- 0	CONFERENCE	0- 1	0- 1	0- 2			
0- 2	0- 0	0- 0	HOME	0- 1	0- 0	0- 1			
0- 2	0- 0	0- 0	AWAY	0- 0	0- 1	0- 1			
0- 0	0- 0	0- 0	NEUTRAL	0- 0	0- 0	0- 0			

RPI 1-25				RPI 26-50				RPI 51-100				RPI 101+				Team's RPI: 287	
RPI	S	Opponent	Score	RPI	S	Opponent	Score	RPI	S	Opponent	Score	RPI	S	Opponent	Score		
				42	H	Duquesne	55 62	61	A	Minnesota	40 85	112	H	Detroit	53 65		
								82	H	Bowling Green	41 67	134	A	Miami (OH)	56 78		
												166	H	Cleveland St.	63 56		
												169	H	Akron	54 81		
												181	A	Xavier	68 62		
												221	H	Eastern Ky.	69 58		
												263	A	Buffalo	36 73		
												271	A	Marshall	55 48		
												277	N	UNLV	51 60		
												279	H	Morehead St.	79 72		
												282	H	Massachusetts	61 65		
												308	A	Manhattan	49 58		
												326	A	LIU Brooklyn	54 63		
LAST 12 Division I GAMES:																	
				82	H	Bowling Green	41 67	308	A	Manhattan	49 58						
				134	A	Miami (OH)	56 78	271	A	Marshall	55 48						
				263	A	Buffalo	36 73	279	H	Morehead St.	79 72						
				169	H	Akron	54 81	221	H	Eastern Ky.	69 58						
				181	A	Xavier	68 62	112	H	Detroit	53 65						
				326	A	LIU Brooklyn	54 63	282	H	Massachusetts	61 65						

Non-Div I Games:

Ohio

  Loss, 
  Non-Conf, 
  S Site, 
  H Home 
  A Away 
N Neutral

Average RPI Win:	172	WON-LOST	WINNING	LAST 10	STRENGTH OF	OPP. STRENGTH	TEAM	ADJ.	CONF.	ADJ CONF.
Average RPI Loss:	49	RECORD	PCT. RANK	GAMES	SCHEDULE	OF SCHEDULE	RPI	RPI	RPI	RPI
DIV. I ONLY	11- 8	129	5- 5	50	51	69	69	2	2	
DIV. I NON-CONF.	10- 3	50	5- 1	71	107	41	41	2	2	
TOTALS	RPI 1-25	RPI 26-50	W-L RECORDS	RPI 51-100	RPI 101-150	RPI 150+				
11- 8	0- 4	1- 0	OVERALL	0- 3	4- 1	6- 0				
10- 1	0- 0	0- 0	HOME	0- 1	4- 0	6- 0				
1- 6	0- 3	1- 0	AWAY	0- 2	0- 1	0- 0				
0- 1	0- 1	0- 0	NEUTRAL	0- 0	0- 0	0- 0				
10- 3	0- 2	1- 0	NON-CONFERENCE	0- 0	3- 1	6- 0				
9- 0	0- 0	0- 0	HOME	0- 0	3- 0	6- 0				
1- 2	0- 1	1- 0	AWAY	0- 0	0- 1	0- 0				
0- 1	0- 1	0- 0	NEUTRAL	0- 0	0- 0	0- 0				
1- 5	0- 2	0- 0	CONFERENCE	0- 3	1- 0	0- 0				
1- 1	0- 0	0- 0	HOME	0- 1	1- 0	0- 0				
0- 4	0- 2	0- 0	AWAY	0- 2	0- 0	0- 0				
0- 0	0- 0	0- 0	NEUTRAL	0- 0	0- 0	0- 0				

RPI S	Opponent	Score	RPI S	Opponent	Score	RPI S	Opponent	Score	Team's RPI: 69	RPI S	Opponent	Score
6 N	Notre Dame	51 57	50 A	Gonzaga	65 60	61 A	Minnesota	74 83		102 H	Saint Francis (PA)	70 54
11 A	Purdue	75 82				67 H	Illinois	73 79		127 H	Howard	67 50
19 A	North Carolina	54 57				79 A	Wisconsin	49 68		131 A	Washington St.	55 62
21 A	Iowa	71 77								138 H	Wright St.	82 52
										147 H	Indiana	68 45
										168 H	Evansville	78 33
										187 H	Cincinnati	87 49
										215 H	Winthrop	78 53
										227 H	Lafayette	81 41
										255 H	VCU	88 50
										280 H	Southern U.	73 50
LAST 12 Division I GAMES:												
79 A	Wisconsin	49 68	127 H	Howard	67 50							
147 H	Indiana	68 45	255 H	VCU	88 50							
11 A	Purdue	75 82	280 H	Southern U.	73 50							
61 A	Minnesota	74 83	50 A	Gonzaga	65 60							
67 H	Illinois	73 79	131 A	Washington St.	55 62							
21 A	Iowa	71 77	227 H	Lafayette	81 41							

Non-Div I Games:

Ohio St.

■ Loss, 
 ■ Non-Conf, S Site, 
 ■ Home 
 ■ Away 
 N Neutral

## Oklahoma

Through Games Of Sunday, January 20, 2013

Average RPI Win:	131	WON-LOST	WINNING	LAST 10	STRENGTH OF	OPP. STRENGTH	TEAM	ADJ.	CONF.	ADJ CONF.
Average RPI Loss:	24	RECORD	PCT. RANK	GAMES	SCHEDULE	OF SCHEDULE	RPI	RPI	RPI	RPI
DIV. I ONLY	15- 3	24	8- 2	53	15	26	26	1	1	
DIV. I NON-CONF.	10- 2	28	5- 1	73	27	38	38	1	1	
TOTALS	RPI 1-25	RPI 26-50	W-L RECORDS	RPI 51-100	RPI 101-150	RPI 150+				
15- 3	0- 1	4- 2	OVERALL	2- 0	3- 0	6- 0				
9- 2	0- 1	3- 1	HOME	1- 0	1- 0	4- 0				
4- 1	0- 0	1- 1	AWAY	0- 0	2- 0	1- 0				
2- 0	0- 0	0- 0	NEUTRAL	1- 0	0- 0	1- 0				
10- 2	0- 1	2- 1	NON-CONFERENCE	2- 0	0- 0	6- 0				
6- 2	0- 1	1- 1	HOME	1- 0	0- 0	4- 0				
2- 0	0- 0	1- 0	AWAY	0- 0	0- 0	1- 0				
2- 0	0- 0	0- 0	NEUTRAL	1- 0	0- 0	1- 0				
5- 1	0- 0	2- 1	CONFERENCE	0- 0	3- 0	0- 0				
3- 0	0- 0	2- 0	HOME	0- 0	1- 0	0- 0				
2- 1	0- 0	0- 1	AWAY	0- 0	2- 0	0- 0				
0- 0	0- 0	0- 0	NEUTRAL	0- 0	0- 0	0- 0				

RPI 1-25				RPI 26-50				Team's RPI: 26	RPI 51-100				RPI 101+			
RPI	S	Opponent	Score	RPI	S	Opponent	Score		RPI	S	Opponent	Score	RPI	S	Opponent	Score
15	H	UCLA	80 86	28	A	Iowa St.	61 82		62	H	Cal St. Northridge	79 57	121	A	Texas	78 70
				30	H	Vanderbilt	63 76		78	N	Arkansas	73 70	121	H	Texas	69 56
				32	A	Creighton	69 48						144	A	TCU	85 79
				36	H	Texas Tech	65 55						160	A	Hawaii	74 49
				40	H	Marist	68 55						165	H	North Texas	71 68
				45	H	West Virginia	71 68						188	H	Saint Louis	68 33
													202	H	UC Riverside	70 46
													275	H	Northwestern St.	96 35
													290	N	Oregon	100 61
LAST 12 Division I GAMES:																
121	H	Texas	69 56	62	H	Cal St. Northridge	79 57									
28	A	Iowa St.	61 82	202	H	UC Riverside	70 46									
36	H	Texas Tech	65 55	30	H	Vanderbilt	63 76									
144	A	TCU	85 79	165	H	North Texas	71 68									
121	A	Texas	78 70	40	H	Marist	68 55									
45	H	West Virginia	71 68	275	H	Northwestern St.	96 35									

Non-Div I Games:

Oklahoma

■ Loss, 
■ Non-Conf, S Site, 
■ Home 
■ Away 
N Neutral

Average RPI Win:	171	WON-LOST	WINNING	LAST 10	STRENGTH OF	OPP. STRENGTH	TEAM	ADJ.	CONF.	ADJ CONF.
Average RPI Loss:	19	RECORD	PCT. RANK	GAMES	SCHEDULE	OF SCHEDULE	RPI	RPI	RPI	RPI
DIV. I ONLY	14- 2	16	8- 2	90	81	34	34	1	1	
DIV. I NON-CONF.	11- 0	1	7- 0	257	240	46	46	1	1	
TOTALS	RPI 1-25	RPI 26-50	W-L RECORDS	RPI 51-100	RPI 101-150	RPI 150+				
14- 2	0- 1	3- 1	OVERALL	3- 0	1- 0	7- 0				
9- 1	0- 0	2- 1	HOME	1- 0	0- 0	6- 0				
4- 1	0- 1	1- 0	AWAY	1- 0	1- 0	1- 0				
1- 0	0- 0	0- 0	NEUTRAL	1- 0	0- 0	0- 0				
11- 0	0- 0	1- 0	NON-CONFERENCE	3- 0	0- 0	7- 0				
7- 0	0- 0	0- 0	HOME	1- 0	0- 0	6- 0				
3- 0	0- 0	1- 0	AWAY	1- 0	0- 0	1- 0				
1- 0	0- 0	0- 0	NEUTRAL	1- 0	0- 0	0- 0				
3- 2	0- 1	2- 1	CONFERENCE	0- 0	1- 0	0- 0				
2- 1	0- 0	2- 1	HOME	0- 0	0- 0	0- 0				
1- 1	0- 1	0- 0	AWAY	0- 0	1- 0	0- 0				
0- 0	0- 0	0- 0	NEUTRAL	0- 0	0- 0	0- 0				

RPI 1-25				RPI 26-50				Team's RPI: 34				RPI 51-100				RPI 101+			
RPI	S	Opponent	Score	RPI	S	Opponent	Score	RPI	S	Opponent	Score	RPI	S	Opponent	Score	RPI	S	Opponent	Score
2	A	Baylor	49 83	28	H	Iowa St.	71 42	84	N	Harvard	92 62	121	A	Texas	64 52				
				33	H	Kansas	76 59	96	H	Cal Poly	90 59	212	H	Texas Southern	91 49				
				36	H	Texas Tech	59 64	99	A	Missouri St.	74 71	237	H	Stephen F. Austin	85 41				
				47	A	San Diego St.	80 72					256	H	Texas St.	90 55				
												270	H	Vermont	83 30				
												294	A	Texas-Arlington	90 54				
												302	H	Tex.-Pan American	96 42				
												319	H	Weber St.	101 49				
LAST 12 Division I GAMES:																			
				28	H	Iowa St.	71 42	84	N	Harvard	92 62								
				121	A	Texas	64 52	294	A	Texas-Arlington	90 54								
				33	H	Kansas	76 59	270	H	Vermont	83 30								
				2	A	Baylor	49 83	237	H	Stephen F. Austin	85 41								
				36	H	Texas Tech	59 64	212	H	Texas Southern	91 49								
				47	A	San Diego St.	80 72	256	H	Texas St.	90 55								

Non-Div I Games:

Oklahoma St.

Average RPI Win:	254	WON-LOST	WINNING	LAST 10	STRENGTH OF	OPP. STRENGTH	TEAM	ADJ.	CONF.	ADJ CONF.
Average RPI Loss:	74	RECORD	PCT. RANK	GAMES	SCHEDULE	OF SCHEDULE	RPI	RPI	RPI	RPI
DIV. I ONLY	12- 5	61	6- 4	266	121	132	132	14	14	
DIV. I NON-CONF.	9- 3	55	5- 2	283	98	136	136	16	16	
TOTALS	RPI 1-25	RPI 26-50	W-L RECORDS	RPI 51-100	RPI 101-150	RPI 150+				
12- 5	0- 3	0- 0	OVERALL	1- 0	1- 1	10- 1				
6- 3	0- 2	0- 0	HOME	0- 0	1- 0	5- 1				
5- 1	0- 0	0- 0	AWAY	1- 0	0- 1	4- 0				
1- 1	0- 1	0- 0	NEUTRAL	0- 0	0- 0	1- 0				
9- 3	0- 2	0- 0	NON-CONFERENCE	1- 0	1- 0	7- 1				
5- 2	0- 1	0- 0	HOME	0- 0	1- 0	4- 1				
3- 0	0- 0	0- 0	AWAY	1- 0	0- 0	2- 0				
1- 1	0- 1	0- 0	NEUTRAL	0- 0	0- 0	1- 0				
3- 2	0- 1	0- 0	CONFERENCE	0- 0	0- 1	3- 0				
1- 1	0- 1	0- 0	HOME	0- 0	0- 0	1- 0				
2- 1	0- 0	0- 0	AWAY	0- 0	0- 1	2- 0				
0- 0	0- 0	0- 0	NEUTRAL	0- 0	0- 0	0- 0				

RPI 1-25				RPI 26-50				RPI 51-100				RPI 101+ Team's RPI: 132			
RPI	S	Opponent	Score	RPI	S	Opponent	Score	RPI	S	Opponent	Score	RPI	S	Opponent	Score
4	H	California	47 63					86	A	Virginia Tech	55 35	129	H	South Carolina St.	79 63
13	N	Texas A&M	55 78									136	A	Hofstra	72 83
25	H	Delaware	46 63									193	H	Pittsburgh	54 55
												228	H	Dartmouth	73 59
												239	A	Georgia St.	72 66
												255	H	VCU	74 51
												277	A	UNLV	85 67
												286	N	Alabama A&M	75 46
												291	H	USC Upstate	77 46
												292	H	Towson	65 55
												296	A	UNC Wilmington	74 50
												322	A	UMES	62 46
												343	H	N.C. Central	59 33
LAST 12 Division I GAMES:															
136	A	Hofstra	72 83	129	H	South Carolina St.	79 63								
296	A	UNC Wilmington	74 50	286	N	Alabama A&M	75 46								
25	H	Delaware	46 63	13	N	Texas A&M	55 78								
292	H	Towson	65 55	277	A	UNLV	85 67								
239	A	Georgia St.	72 66	343	H	N.C. Central	59 33								
193	H	Pittsburgh	54 55	228	H	Dartmouth	73 59								

Non-Div I Games:

Old Dominion

Average RPI Win:	259	WON-LOST	WINNING	LAST 10	STRENGTH OF	OPP. STRENGTH	TEAM	ADJ.	CONF.	ADJ CONF.
Average RPI Loss:	115	RECORD	PCT. RANK	GAMES	SCHEDULE	OF SCHEDULE	RPI	RPI	RPI	RPI
DIV. I ONLY	7- 11	226	1- 9	226	136	267	267	4	4	
DIV. I NON-CONF.	7- 6	156	3- 4	318	208	261	261	6	6	
TOTALS	RPI 1-25	RPI 26-50	W-L RECORDS	RPI 51-100	RPI 101-150	RPI 150+				
7- 11	0- 0	0- 1	OVERALL	0- 3	0- 4	7- 3				
6- 4	0- 0	0- 1	HOME	0- 1	0- 2	6- 0				
0- 5	0- 0	0- 0	AWAY	0- 2	0- 1	0- 2				
1- 2	0- 0	0- 0	NEUTRAL	0- 0	0- 1	1- 1				
7- 6	0- 0	0- 0	NON-CONFERENCE	0- 0	0- 3	7- 3				
6- 1	0- 0	0- 0	HOME	0- 0	0- 1	6- 0				
0- 3	0- 0	0- 0	AWAY	0- 0	0- 1	0- 2				
1- 2	0- 0	0- 0	NEUTRAL	0- 0	0- 1	1- 1				
0- 5	0- 0	0- 1	CONFERENCE	0- 3	0- 1	0- 0				
0- 3	0- 0	0- 1	HOME	0- 1	0- 1	0- 0				
0- 2	0- 0	0- 0	AWAY	0- 2	0- 0	0- 0				
0- 0	0- 0	0- 0	NEUTRAL	0- 0	0- 0	0- 0				

RPI S	Opponent	Score	RPI S	Opponent	Score	RPI S	Opponent	Score	RPI S	Opponent	Score	Team's RPI: 267
30	H Vanderbilt	57 76	68	A Auburn	52 76	105	N Northwestern	69 73	120	H Alabama	75 83	
			70	H Missouri	72 73	128	H Lamar	71 85	136	A Hofstra	63 72	
			71	A LSU	79 84	156	A Louisiana Tech	54 57	166	A Cleveland St.	55 67	
						167	H Belmont	63 48	201	N Eastern Mich.	61 58	
						211	N McNeese St.	75 80	257	H Mississippi Val.	62 60	
						275	H Northwestern St.	67 51	282	H Massachusetts	71 59	
						298	H Southeastern La.	95 85	334	H Lipscomb	68 46	
LAST 12 Division I GAMES:												
70	H Missouri	72 73	211	N McNeese St.	75 80							
120	H Alabama	75 83	105	N Northwestern	69 73							
68	A Auburn	52 76	136	A Hofstra	63 72							
30	H Vanderbilt	57 76	166	A Cleveland St.	55 67							
71	A LSU	79 84	167	H Belmont	63 48							
201	N Eastern Mich.	61 58	282	H Massachusetts	71 59							

Non-Div I Games:

Ole Miss

Oral Roberts

Through Games Of Sunday, January 20, 2013

Average RPI Win:	280	WON-LOST	WINNING	LAST 10	STRENGTH OF	OPP. STRENGTH	TEAM	ADJ.	CONF.	ADJ CONF.
Average RPI Loss:	96	RECORD	PCT. RANK	GAMES	SCHEDULE	OF SCHEDULE	RPI	RPI	RPI	RPI
DIV. I ONLY	6- 9	221	4- 6	162	138	162	162	22	22	
DIV. I NON-CONF.	2- 7	300	0- 5	65	19	181	181	21	21	
TOTALS	RPI 1-25	RPI 26-50	W-L RECORDS	RPI 51-100	RPI 101-150	RPI 150+				
6- 9	0- 1	0- 2	OVERALL	0- 2	0- 1	6- 3				
3- 1	0- 0	0- 0	HOME	0- 1	0- 0	3- 0				
3- 8	0- 1	0- 2	AWAY	0- 1	0- 1	3- 3				
0- 0	0- 0	0- 0	NEUTRAL	0- 0	0- 0	0- 0				
2- 7	0- 1	0- 2	NON-CONFERENCE	0- 2	0- 1	2- 1				
1- 1	0- 0	0- 0	HOME	0- 1	0- 0	1- 0				
1- 6	0- 1	0- 2	AWAY	0- 1	0- 1	1- 1				
0- 0	0- 0	0- 0	NEUTRAL	0- 0	0- 0	0- 0				
4- 2	0- 0	0- 0	CONFERENCE	0- 0	0- 0	4- 2				
2- 0	0- 0	0- 0	HOME	0- 0	0- 0	2- 0				
2- 2	0- 0	0- 0	AWAY	0- 0	0- 0	2- 2				
0- 0	0- 0	0- 0	NEUTRAL	0- 0	0- 0	0- 0				

RPI 1-25				RPI 26-50				RPI 51-100				RPI 101+ Team's RPI: 162			
RPI	S	Opponent	Score	RPI	S	Opponent	Score	RPI	S	Opponent	Score	RPI	S	Opponent	Score
2	A	Baylor	56 94	27	A	DePaul	74 97	78	H	Arkansas	57 80	123	A	UALR	47 79
				49	A	Nebraska	67 80	99	A	Missouri St.	72 73	156	A	Louisiana Tech	59 61
												158	A	Sam Houston St.	47 54
												170	A	Nicholls St.	66 69
												237	H	Stephen F. Austin	63 56
												244	H	Tulsa	64 53
												275	H	Northwestern St.	66 55
												294	A	Texas-Arlington	73 41
												298	A	Southeastern La.	81 62
												332	A	A&M-Corpus Christi	58 41
LAST 12 Division I GAMES:															
158	A	Sam Houston St.	47 54	27	A	DePaul	74 97								
332	A	A&M-Corpus Christi	58 41	49	A	Nebraska	67 80								
237	H	Stephen F. Austin	63 56	156	A	Louisiana Tech	59 61								
275	H	Northwestern St.	66 55	2	A	Baylor	56 94								
170	A	Nicholls St.	66 69	99	A	Missouri St.	72 73								
298	A	Southeastern La.	81 62	123	A	UALR	47 79								

Non-Div I Games: Evangel 96 34

Oral Roberts

Loss, Non-Conf, S Site, H Home A Away N Neutral

## Oregon

Average RPI Win: 175

Average RPI Loss: 121

WON-LOST

WINNING

LAST 10

## Through Games Of Sunday, January 20, 2013

STRENGTH OF

OPP. STRENGTH

TEAM

ADJ.

CONF.

ADJ CONF.

RECORD

PCT. RANK

GAMES

SCHEDULE

OF SCHEDULE

RPI

RPI

RPI

RPI

DIV. I ONLY

2- 16

331

2- 8

93

68

290

290

6

6

DIV. I NON-CONF.

2- 10

311

2- 4

82

88

260

260

5

5

TOTALS

RPI 1-25

RPI 26-50

W-L RECORDS

RPI 51-100

RPI 101-150

RPI 150+

2- 16

0- 2

0- 2

OVERALL

1- 4

0- 1

1- 7

2- 8

0- 2

0- 1

HOME

1- 0

0- 1

1- 4

0- 6

0- 0

0- 0

AWAY

0- 3

0- 0

0- 3

0- 2

0- 0

0- 1

NEUTRAL

0- 1

0- 0

0- 0

2- 10

0- 1

0- 2

NON-CONFERENCE

1- 2

0- 0

1- 5

2- 5

0- 1

0- 1

HOME

1- 0

0- 0

1- 3

0- 3

0- 0

0- 0

AWAY

0- 1

0- 0

0- 2

0- 2

0- 0

0- 1

NEUTRAL

0- 1

0- 0

0- 0

0- 6

0- 1

0- 0

CONFERENCE

0- 2

0- 1

0- 2

0- 3

0- 1

0- 0

HOME

0- 0

0- 1

0- 1

0- 3

0- 0

0- 0

AWAY

0- 2

0- 0

0- 1

0- 0

0- 0

0- 0

NEUTRAL

0- 0

0- 0

0- 0

RPI 1-25

RPI 26-50

RPI 51-100

RPI 101+

Team's RPI: 290

RPI	S	Opponent	Score
3	H	Connecticut	51 95
15	H	UCLA	80 89

RPI	S	Opponent	Score
26	N	Oklahoma	61 100
46	H	St. Mary's (CA)	69 78

RPI	S	Opponent	Score
67	A	Illinois	62 80
78	N	Arkansas	67 79
90	H	Fresno St.	65 64
91	A	Arizona St.	45 60
93	A	Arizona	68 100

RPI	S	Opponent	Score
109	H	Southern California	62 67
160	A	Hawaii	73 85
182	A	Oregon St.	49 68
182	H	Oregon St.	53 63
191	H	Portland St.	85 87
226	A	Portland	49 68
232	H	Denver	62 73
242	H	Nevada	73 77
260	H	Samford	72 61

## LAST 12 Division I GAMES:

182	A	Oregon St.	49	68	3	H	Connecticut	51	95
182	H	Oregon St.	53	63	226	A	Portland	49	68
93	A	Arizona	68	100	260	H	Samford	72	61
91	A	Arizona St.	45	60	90	H	Fresno St.	65	64
109	H	Southern California	62	67	67	A	Illinois	62	80
15	H	UCLA	80	89	242	H	Nevada	73	77

Oregon

Oregon

Non-Div I Games:

Oregon

Loss, Non-Conf, S Site, H Home A Away N Neutral



Average RPI Win:	230	WON-LOST	WINNING	LAST 10	STRENGTH OF	OPP. STRENGTH	TEAM	ADJ.	CONF.	ADJ CONF.
Average RPI Loss:	85	RECORD	PCT. RANK	GAMES	SCHEDULE	OF SCHEDULE	RPI	RPI	RPI	RPI
DIV. I ONLY	7- 9	200	4- 6	128	100	182	182	6	6	
DIV. I NON-CONF.	4- 6	217	1- 4	70	177	188	188	5	5	
TOTALS	RPI 1-25	RPI 26-50	W-L RECORDS	RPI 51-100	RPI 101-150	RPI 150+				
7- 9	0- 1	0- 3	OVERALL	1- 2	0- 2	6- 1				
3- 4	0- 1	0- 0	HOME	0- 1	0- 2	3- 0				
2- 2	0- 0	0- 0	AWAY	1- 1	0- 0	1- 1				
2- 3	0- 0	0- 3	NEUTRAL	0- 0	0- 0	2- 0				
4- 6	0- 0	0- 3	NON-CONFERENCE	0- 1	0- 1	4- 1				
2- 2	0- 0	0- 0	HOME	0- 1	0- 1	2- 0				
0- 1	0- 0	0- 0	AWAY	0- 0	0- 0	0- 1				
2- 3	0- 0	0- 3	NEUTRAL	0- 0	0- 0	2- 0				
3- 3	0- 1	0- 0	CONFERENCE	1- 1	0- 1	2- 0				
1- 2	0- 1	0- 0	HOME	0- 0	0- 1	1- 0				
2- 1	0- 0	0- 0	AWAY	1- 1	0- 0	1- 0				
0- 0	0- 0	0- 0	NEUTRAL	0- 0	0- 0	0- 0				

RPI 1-25				RPI 26-50				RPI 51-100				RPI 101+ Team's RPI: 182			
RPI	S	Opponent	Score	RPI	S	Opponent	Score	RPI	S	Opponent	Score	RPI	S	Opponent	Score
15	H	UCLA	64 68	31	N	Michigan St.	35 49	91	A	Arizona St.	55 66	109	H	Southern California	55 56
				36	N	Texas Tech	48 66	93	A	Arizona	57 48	149	H	Sacramento St.	71 80
				41	N	Louisville	43 61	96	H	Cal Poly	62 72	175	N	UC Santa Barbara	49 46
												195	A	Loyola Marymount	62 73
												215	N	Winthrop	68 64
												258	H	Cal St. Fullerton	54 36
												289	H	CSU Bakersfield	71 48
												290	A	Oregon	63 53
												290	H	Oregon	68 49
LAST 12 Division I GAMES:															
290	H	Oregon	68 49	36	N	Texas Tech	48 66	290	A	Oregon	63 53	31	N	Michigan St.	35 49
91	A	Arizona St.	55 66	195	A	Loyola Marymount	62 73	93	A	Arizona	57 48	258	H	Cal St. Fullerton	54 36
15	H	UCLA	64 68	149	H	Sacramento St.	71 80	15	H	UCLA	64 68	149	H	Sacramento St.	71 80
109	H	Southern California	55 56	289	H	CSU Bakersfield	71 48	109	H	Southern California	55 56	289	H	CSU Bakersfield	71 48

Non-Div I Games: Western Wash. 71 59 Saint Martin's 84 36

Oregon St.

Loss, Non-Conf, S Site, H Home A Away N Neutral

## Pacific

Through Games Of Sunday, January 20, 2013

Average RPI Win:	155	WON-LOST	WINNING	LAST 10	STRENGTH OF	OPP. STRENGTH	TEAM	ADJ.	CONF.	ADJ CONF.
Average RPI Loss:	48	RECORD	PCT. RANK	GAMES	SCHEDULE	OF SCHEDULE	RPI	RPI	RPI	RPI
DIV. I ONLY	14- 3	30	7- 3	67	67	23	23	11	11	
DIV. I NON-CONF.	10- 2	28	5- 2	42	71	13	13	10	10	
TOTALS	RPI 1-25	RPI 26-50	W-L RECORDS	RPI 51-100	RPI 101-150	RPI 150+				
14- 3	0- 1	1- 1	OVERALL	4- 1	1- 0	8- 0				
9- 0	0- 0	0- 0	HOME	4- 0	0- 0	5- 0				
5- 3	0- 1	1- 1	AWAY	0- 1	1- 0	3- 0				
0- 0	0- 0	0- 0	NEUTRAL	0- 0	0- 0	0- 0				
10- 2	0- 1	1- 1	NON-CONFERENCE	3- 0	1- 0	5- 0				
6- 0	0- 0	0- 0	HOME	3- 0	0- 0	3- 0				
4- 2	0- 1	1- 1	AWAY	0- 0	1- 0	2- 0				
0- 0	0- 0	0- 0	NEUTRAL	0- 0	0- 0	0- 0				
4- 1	0- 0	0- 0	CONFERENCE	1- 1	0- 0	3- 0				
3- 0	0- 0	0- 0	HOME	1- 0	0- 0	2- 0				
1- 1	0- 0	0- 0	AWAY	0- 1	0- 0	1- 0				
0- 0	0- 0	0- 0	NEUTRAL	0- 0	0- 0	0- 0				

RPI 1-25				RPI 26-50				RPI 51-100				RPI 101+			
RPI	S	Opponent	Score	RPI	S	Opponent	Score	RPI	S	Opponent	Score	RPI	S	Opponent	Score
1	A	Stanford	43 78	46	A	St. Mary's (CA)	75 72	62	H	Cal St. Northridge	60 51	122	A	Eastern Wash.	64 51
				48	A	Florida	82 89	83	H	Santa Clara	72 45	160	H	Hawaii	71 61
								90	H	Fresno St.	66 56	173	A	Seattle	71 70
								92	H	Fordham	62 40	175	A	UC Santa Barbara	64 52
								96	A	Cal Poly	95 96	178	H	San Francisco	75 59
												194	H	UC Davis	78 64
												242	H	Nevada	72 63
												268	A	San Jose St.	74 60
												289	H	CSU Bakersfield	102 60
LAST 12 Division I GAMES:															
62	H	Cal St. Northridge	60 51	178	H	San Francisco	75 59								
160	H	Hawaii	71 61	46	A	St. Mary's (CA)	75 72								
96	A	Cal Poly	95 96	1	A	Stanford	43 78								
175	A	UC Santa Barbara	64 52	48	A	Florida	82 89								
194	H	UC Davis	78 64	268	A	San Jose St.	74 60								
289	H	CSU Bakersfield	102 60	90	H	Fresno St.	66 56								

Non-Div I Games:

Pacific

■ Loss, 
■ Non-Conf, S Site, 
■ Home 
■ Away 
N Neutral

Average RPI Win:	268	WON-LOST	WINNING	LAST 10	STRENGTH OF	OPP. STRENGTH	TEAM	ADJ.	CONF.	ADJ CONF.
Average RPI Loss:	109	RECORD	PCT. RANK	GAMES	SCHEDULE	OF SCHEDULE	RPI	RPI	RPI	RPI
DIV. I ONLY	7- 7	164	6- 4	213	190	198	198	18	18	
DIV. I NON-CONF.	7- 6	156	7- 4	252	256	209	209	18	18	
TOTALS	RPI 1-25	RPI 26-50	W-L RECORDS	RPI 51-100	RPI 101-150	RPI 150+				
7- 7	0- 2	0- 2	OVERALL	0- 1	0- 0	7- 2				
3- 3	0- 1	0- 2	HOME	0- 0	0- 0	3- 0				
2- 4	0- 1	0- 0	AWAY	0- 1	0- 0	2- 2				
2- 0	0- 0	0- 0	NEUTRAL	0- 0	0- 0	2- 0				
7- 6	0- 1	0- 2	NON-CONFERENCE	0- 1	0- 0	7- 2				
3- 3	0- 1	0- 2	HOME	0- 0	0- 0	3- 0				
2- 3	0- 0	0- 0	AWAY	0- 1	0- 0	2- 2				
2- 0	0- 0	0- 0	NEUTRAL	0- 0	0- 0	2- 0				
0- 1	0- 1	0- 0	CONFERENCE	0- 0	0- 0	0- 0				
0- 0	0- 0	0- 0	HOME	0- 0	0- 0	0- 0				
0- 1	0- 1	0- 0	AWAY	0- 0	0- 0	0- 0				
0- 0	0- 0	0- 0	NEUTRAL	0- 0	0- 0	0- 0				

RPI 1-25				RPI 26-50				RPI 51-100				RPI 101+ Team's RPI: 198			
RPI	S	Opponent	Score	RPI	S	Opponent	Score	RPI	S	Opponent	Score	RPI	S	Opponent	Score
10	H	Villanova	44 48	43	H	Virginia	65 68	98	A	Drexel	50 77	161	H	La Salle	65 56
20	A	Princeton	47 77	44	H	Saint Joseph's	53 66					176	H	Bucknell	58 53
												208	A	Army	53 58
												249	A	St. Francis Brooklyn	61 60
												300	H	Morgan St.	79 73
												326	A	LIU Brooklyn	54 40
												327	N	Alabama St.	52 37
												336	N	Air Force	61 39
												340	A	Norfolk St.	51 60
LAST 12 Division I GAMES:															
10	H	Villanova	44 48	98	A	Drexel	50 77								
20	A	Princeton	47 77	326	A	LIU Brooklyn	54 40								
300	H	Morgan St.	79 73	249	A	St. Francis Brooklyn	61 60								
44	H	Saint Joseph's	53 66	176	H	Bucknell	58 53								
336	N	Air Force	61 39	161	H	La Salle	65 56								
327	N	Alabama St.	52 37	208	A	Army	53 58								

Non-Div I Games:

Penn

■ Loss, 
■ Non-Conf, S Site, 
■ Home 
■ Away 
N Neutral

Average RPI Win:	108	WON-LOST	WINNING	LAST 10	STRENGTH OF	OPP. STRENGTH	TEAM	ADJ.	CONF.	ADJ CONF.
Average RPI Loss:	21	RECORD	PCT. RANK	GAMES	SCHEDULE	OF SCHEDULE	RPI	RPI	RPI	RPI
DIV. I ONLY	14- 2	16	9- 1	20	13	8	8	2	2	
DIV. I NON-CONF.	10- 2	28	6- 2	36	12	8	8	2	2	
TOTALS	RPI 1-25	RPI 26-50	W-L RECORDS	RPI 51-100	RPI 101-150	RPI 150+				
14- 2	1- 1	3- 1	OVERALL	4- 0	3- 0	3- 0				
9- 0	0- 0	2- 0	HOME	2- 0	2- 0	3- 0				
4- 2	1- 1	1- 1	AWAY	2- 0	0- 0	0- 0				
1- 0	0- 0	0- 0	NEUTRAL	0- 0	1- 0	0- 0				
10- 2	1- 1	1- 1	NON-CONFERENCE	3- 0	2- 0	3- 0				
6- 0	0- 0	1- 0	HOME	1- 0	1- 0	3- 0				
3- 2	1- 1	0- 1	AWAY	2- 0	0- 0	0- 0				
1- 0	0- 0	0- 0	NEUTRAL	0- 0	1- 0	0- 0				
4- 0	0- 0	2- 0	CONFERENCE	1- 0	1- 0	0- 0				
3- 0	0- 0	1- 0	HOME	1- 0	1- 0	0- 0				
1- 0	0- 0	1- 0	AWAY	0- 0	0- 0	0- 0				
0- 0	0- 0	0- 0	NEUTRAL	0- 0	0- 0	0- 0				

RPI 1-25				RPI 26-50				RPI 51-100				RPI 101+			
RPI	S	Opponent	Score	RPI	S	Opponent	Score	RPI	S	Opponent	Score	RPI	S	Opponent	Score
3	A	Connecticut	52 67	31	A	Michigan St.	76 55	62	A	Cal St. Northridge	85 73	105	H	Northwestern	73 69
13	A	Texas A&M	63 58	35	H	Georgetown	97 74	79	H	Wisconsin	84 40	112	N	Detroit	80 72
				38	A	Miami (FL)	65 69	81	H	South Dakota St.	60 50	127	H	Howard	72 61
				49	H	Nebraska	80 58	86	A	Virginia Tech	60 41	207	H	Fairleigh Dickinson	101 44
												227	H	Lafayette	75 34
												295	H	NJIT	82 37
LAST 12 Division I GAMES:															
				79	H	Wisconsin	84 40	86	A	Virginia Tech	60 41				
				49	H	Nebraska	80 58	35	H	Georgetown	97 74				
				31	A	Michigan St.	76 55	3	A	Connecticut	52 67				
				105	H	Northwestern	73 69	207	H	Fairleigh Dickinson	101 44				
				295	H	NJIT	82 37	38	A	Miami (FL)	65 69				
				81	H	South Dakota St.	60 50	62	A	Cal St. Northridge	85 73				

Non-Div I Games:

Penn St.

Pepperdine

Through Games Of Sunday, January 20, 2013

Average RPI Win:	195	WON-LOST	WINNING	LAST 10	STRENGTH OF	OPP. STRENGTH	TEAM	ADJ.	CONF.	ADJ CONF.
Average RPI Loss:	90	RECORD	PCT. RANK	GAMES	SCHEDULE	OF SCHEDULE	RPI	RPI	RPI	RPI
DIV. I ONLY	4- 12	298	2- 8	38	129	206	206	7	7	
DIV. I NON-CONF.	3- 8	275	1- 6	27	138	189	189	7	7	
TOTALS	RPI 1-25	RPI 26-50	W-L RECORDS	RPI 51-100	RPI 101-150	RPI 150+				
4- 12	0- 2	0- 1	OVERALL	0- 5	0- 2	4- 2				
3- 6	0- 2	0- 0	HOME	0- 2	0- 1	3- 1				
1- 6	0- 0	0- 1	AWAY	0- 3	0- 1	1- 1				
0- 0	0- 0	0- 0	NEUTRAL	0- 0	0- 0	0- 0				
3- 8	0- 2	0- 0	NON-CONFERENCE	0- 3	0- 2	3- 1				
2- 5	0- 2	0- 0	HOME	0- 1	0- 1	2- 1				
1- 3	0- 0	0- 0	AWAY	0- 2	0- 1	1- 0				
0- 0	0- 0	0- 0	NEUTRAL	0- 0	0- 0	0- 0				
1- 4	0- 0	0- 1	CONFERENCE	0- 2	0- 0	1- 1				
1- 1	0- 0	0- 0	HOME	0- 1	0- 0	1- 0				
0- 3	0- 0	0- 1	AWAY	0- 1	0- 0	0- 1				
0- 0	0- 0	0- 0	NEUTRAL	0- 0	0- 0	0- 0				

RPI S	Opponent	Score	RPI S	Opponent	Score	RPI S	Opponent	Score	RPI S	Opponent	Score	Team's RPI: 206
9	H Kentucky	62 80	46	A St. Mary's (CA)	61 72	60	H Wyoming	50 72	109	A Southern California	56 65	
15	H UCLA	46 77				63	A Washington	51 70	127	H Howard	51 55	
						78	A Arkansas	39 64	173	H Seattle	70 64	
						83	H Santa Clara	36 38	178	H San Francisco	71 67	
						87	A BYU	42 68	194	A UC Davis	83 68	
									195	A Loyola Marymount	47 65	
									202	H UC Riverside	71 79	
									235	H South Dakota	70 54	
LAST 12 Division I GAMES:												
46	A St. Mary's (CA)	61 72	127	H Howard	51 55							
83	H Santa Clara	36 38	9	H Kentucky	62 80							
87	A BYU	42 68	173	H Seattle	70 64							
178	H San Francisco	71 67	78	A Arkansas	39 64							
195	A Loyola Marymount	47 65	63	A Washington	51 70							
15	H UCLA	46 77	60	H Wyoming	50 72							

Non-Div I Games:

Pepperdine

Loss, Non-Conf, S Site, H Home A Away N Neutral

Average RPI Win: <b>238</b>	WON-LOST	WINNING	LAST 10	STRENGTH OF	OPP. STRENGTH	TEAM	ADJ.	CONF.	ADJ CONF.
Average RPI Loss: <b>112</b>	RECORD	PCT. RANK	GAMES	SCHEDULE	OF SCHEDULE	RPI	RPI	RPI	RPI
DIV. I ONLY	<b>9- 8</b>	<b>157</b>	<b>4- 6</b>	<b>193</b>	<b>142</b>	<b>193</b>	<b>193</b>	<b>5</b>	<b>5</b>
DIV. I NON-CONF.	<b>9- 4</b>	<b>76</b>	<b>5- 3</b>	<b>258</b>	<b>260</b>	<b>166</b>	<b>166</b>	<b>4</b>	<b>4</b>
TOTALS	RPI 1-25	RPI 26-50	W-L RECORDS	RPI 51-100	RPI 101-150	RPI 150+			
9- 8	0- 1	0- 1	OVERALL	0- 3	1- 0	8- 3			
7- 4	0- 1	0- 0	HOME	0- 2	0- 0	7- 1			
2- 4	0- 0	0- 1	AWAY	0- 1	1- 0	1- 2			
0- 0	0- 0	0- 0	NEUTRAL	0- 0	0- 0	0- 0			
9- 4	0- 0	0- 1	NON-CONFERENCE	0- 1	1- 0	8- 2			
7- 2	0- 0	0- 0	HOME	0- 1	0- 0	7- 1			
2- 2	0- 0	0- 1	AWAY	0- 0	1- 0	1- 1			
0- 0	0- 0	0- 0	NEUTRAL	0- 0	0- 0	0- 0			
0- 4	0- 1	0- 0	CONFERENCE	0- 2	0- 0	0- 1			
0- 2	0- 1	0- 0	HOME	0- 1	0- 0	0- 0			
0- 2	0- 0	0- 0	AWAY	0- 1	0- 0	0- 1			
0- 0	0- 0	0- 0	NEUTRAL	0- 0	0- 0	0- 0			

RPI 1-25				RPI 26-50				RPI 51-100				RPI 101+ Team's RPI: 193			
RPI	S	Opponent	Score	RPI	S	Opponent	Score	RPI	S	Opponent	Score	RPI	S	Opponent	Score
10	H	Villanova	52 <b>68</b>	42	A	Duquesne	61 <b>70</b>	55	A	St. John's (NY)	32 <b>61</b>	132	A	Old Dominion	55 54
								57	H	Marquette	65 <b>74</b>	179	H	Longwood	86 60
								74	H	Youngstown St.	50 <b>64</b>	190	H	Mt. St. Mary's	67 49
												196	H	Rider	48 <b>65</b>
												216	H	Loyola Maryland	57 47
												227	A	Lafayette	65 <b>68</b>
												234	A	Seton Hall	56 <b>69</b>
												254	H	Brown	58 57
												263	A	Buffalo	91 77
												276	H	Siena	75 50
												314	H	Wagner	65 39
												321	H	William & Mary	76 74
LAST 12 Division I GAMES:															
57	H	Marquette	65 <b>74</b>	190	H	Mt. St. Mary's	67 49	55	A	St. John's (NY)	32 <b>61</b>	196	H	Rider	48 <b>65</b>
10	H	Villanova	52 <b>68</b>	42	A	Duquesne	61 <b>70</b>	216	H	Loyola Maryland	57 47	227	A	Lafayette	65 <b>68</b>
234	A	Seton Hall	56 <b>69</b>	263	A	Buffalo	91 77	179	H	Longwood	86 60				

Non-Div I Games:

Pittsburgh

Portland

Average RPI Win: <b>210</b>	WON-LOST	WINNING	LAST 10	STRENGTH OF	OPP. STRENGTH	TEAM	ADJ.	CONF.	ADJ CONF.
Average RPI Loss: <b>114</b>	RECORD	PCT. RANK	GAMES	SCHEDULE	OF SCHEDULE	RPI	RPI	RPI	RPI
DIV. I ONLY	6- 12	258	5- 5	147	120	226	226	7	7
DIV. I NON-CONF.	5- 8	222	4- 3	180	148	211	211	7	7
TOTALS	RPI 1-25	RPI 26-50	W-L RECORDS	RPI 51-100	RPI 101-150	RPI 150+			
6- 12	0- 0	0- 2	OVERALL	1- 3	0- 3	5- 4			
3- 5	0- 0	0- 1	HOME	1- 2	0- 1	2- 1			
3- 6	0- 0	0- 1	AWAY	0- 1	0- 1	3- 3			
0- 1	0- 0	0- 0	NEUTRAL	0- 0	0- 1	0- 0			
5- 8	0- 0	0- 1	NON-CONFERENCE	1- 2	0- 2	4- 3			
3- 2	0- 0	0- 0	HOME	1- 1	0- 0	2- 1			
2- 5	0- 0	0- 1	AWAY	0- 1	0- 1	2- 2			
0- 1	0- 0	0- 0	NEUTRAL	0- 0	0- 1	0- 0			
1- 4	0- 0	0- 1	CONFERENCE	0- 1	0- 1	1- 1			
0- 3	0- 0	0- 1	HOME	0- 1	0- 1	0- 0			
1- 1	0- 0	0- 0	AWAY	0- 0	0- 0	1- 1			
0- 0	0- 0	0- 0	NEUTRAL	0- 0	0- 0	0- 0			

RPI S	Opponent	Score	RPI S	Opponent	Score	RPI S	Opponent	Score	RPI S	Opponent	Score	Team's RPI: 226
41	A Louisville	48 95	50	H Gonzaga	51 82	62	A Cal St. Northridge	51 70	101	H San Diego	63 69	
						63	H Washington	44 64	108	N Boston College	40 68	
						83	H Santa Clara	58 59	122	A Eastern Wash.	50 68	
						90	H Fresno St.	76 69	173	A Seattle	61 63	
									178	A San Francisco	81 88	
									191	A Portland St.	49 64	
									191	H Portland St.	61 64	
									195	A Loyola Marymount	63 59	
									204	A Idaho	62 56	
									241	A Boise St.	73 49	
									242	H Nevada	70 61	
									290	H Oregon	68 49	
LAST 12 Division I GAMES:												
195	A Loyola Marymount	63 59	290	H Oregon	68 49							
50	H Gonzaga	51 82	241	A Boise St.	73 49							
178	A San Francisco	81 88	90	H Fresno St.	76 69							
101	H San Diego	63 69	242	H Nevada	70 61							
83	H Santa Clara	58 59	191	A Portland St.	49 64							
191	H Portland St.	61 64	63	H Washington	44 64							

P  
o  
r  
t  
l  
a  
n  
d

P  
o  
r  
t  
l  
a  
n  
d

Non-Div I Games:

Portland

Loss, Non-Conf, S Site, H Home A Away N Neutral

Average RPI Win: <b>236</b>	WON-LOST	WINNING	LAST 10	STRENGTH OF	OPP. STRENGTH	TEAM	ADJ.	CONF.	ADJ CONF.
Average RPI Loss: <b>122</b>	RECORD	PCT. RANK	GAMES	SCHEDULE	OF SCHEDULE	RPI	RPI	RPI	RPI
DIV. I ONLY	7- 8	188	4- 6	194	175	191	191	16	16
DIV. I NON-CONF.	4- 3	138	2- 2	130	135	101	101	14	14
TOTALS	RPI 1-25	RPI 26-50	W-L RECORDS	RPI 51-100	RPI 101-150	RPI 150+			
7- 8	0- 0	0- 1	OVERALL	1- 2	0- 3	6- 2			
2- 4	0- 0	0- 1	HOME	0- 1	0- 1	2- 1			
4- 3	0- 0	0- 0	AWAY	0- 0	0- 2	4- 1			
1- 1	0- 0	0- 0	NEUTRAL	1- 1	0- 0	0- 0			
4- 3	0- 0	0- 1	NON-CONFERENCE	1- 1	0- 0	3- 1			
1- 1	0- 0	0- 1	HOME	0- 0	0- 0	1- 0			
2- 1	0- 0	0- 0	AWAY	0- 0	0- 0	2- 1			
1- 1	0- 0	0- 0	NEUTRAL	1- 1	0- 0	0- 0			
3- 5	0- 0	0- 0	CONFERENCE	0- 1	0- 3	3- 1			
1- 3	0- 0	0- 0	HOME	0- 1	0- 1	1- 1			
2- 2	0- 0	0- 0	AWAY	0- 0	0- 2	2- 0			
0- 0	0- 0	0- 0	NEUTRAL	0- 0	0- 0	0- 0			

RPI S	Opponent	Score	RPI S	Opponent	Score	RPI S	Opponent	Score	RPI S	Opponent	Score	Team's RPI: 191
			50 H	Gonzaga	40 54	56 N	Chattanooga	59 68	111 H	Montana	55 70	
						72 H	Montana St.	74 81	146 A	Idaho St.	50 63	
						94 N	Butler	71 58	149 A	Sacramento St.	77 81	
									173 A	Seattle	59 72	
									203 H	North Dakota	73 66	
									217 H	Northern Colo.	42 67	
									226 A	Portland	64 61	
									226 H	Portland	64 49	
									290 A	Oregon	87 85	
									297 A	Northern Ariz.	60 59	
									319 A	Weber St.	74 60	
LAST 12 Division I GAMES:												
203 H	North Dakota	73 66	226 A	Portland	64 61							
217 H	Northern Colo.	42 67	319 A	Weber St.	74 60							
297 A	Northern Ariz.	60 59	146 A	Idaho St.	50 63							
149 A	Sacramento St.	77 81	173 A	Seattle	59 72							
111 H	Montana	55 70	50 H	Gonzaga	40 54							
72 H	Montana St.	74 81	226 H	Portland	64 49							

Non-Div I Games: Corban 67 52 George Fox 55 35

Portland St.

Loss, Non-Conf, S Site, H Home A Away N Neutral



Prairie View

Through Games Of Sunday, January 20, 2013

Average RPI Win:	245	WON-LOST	WINNING	LAST 10	STRENGTH OF	OPP. STRENGTH	TEAM	ADJ.	CONF.	ADJ CONF.
Average RPI Loss:	167	RECORD	PCT. RANK	GAMES	SCHEDULE	OF SCHEDULE	RPI	RPI	RPI	RPI
DIV. I ONLY	6- 10	235	4- 6	253	208	240	240	31	31	
DIV. I NON-CONF.	3- 7	263	3- 3	74	94	149	149	31	31	
TOTALS	RPI 1-25	RPI 26-50	W-L RECORDS	RPI 51-100	RPI 101-150	RPI 150+				
6- 10	0- 1	0- 2	OVERALL	1- 0	1- 1	4- 6				
2- 2	0- 0	0- 0	HOME	0- 0	0- 0	2- 2				
3- 6	0- 1	0- 2	AWAY	0- 0	1- 1	2- 2				
1- 2	0- 0	0- 0	NEUTRAL	1- 0	0- 0	0- 2				
3- 7	0- 1	0- 2	NON-CONFERENCE	1- 0	1- 1	1- 3				
0- 1	0- 0	0- 0	HOME	0- 0	0- 0	0- 1				
2- 4	0- 1	0- 2	AWAY	0- 0	1- 1	1- 0				
1- 2	0- 0	0- 0	NEUTRAL	1- 0	0- 0	0- 2				
3- 3	0- 0	0- 0	CONFERENCE	0- 0	0- 0	3- 3				
2- 1	0- 0	0- 0	HOME	0- 0	0- 0	2- 1				
1- 2	0- 0	0- 0	AWAY	0- 0	0- 0	1- 2				
0- 0	0- 0	0- 0	NEUTRAL	0- 0	0- 0	0- 0				

RPI 1-25				RPI 26-50				RPI 51-100				RPI 101+ Team's RPI: 240			
RPI	S	Opponent	Score	RPI	S	Opponent	Score	RPI	S	Opponent	Score	RPI	S	Opponent	Score
13	A	Texas A&M	52 74	33	A	Kansas	60 72	89	N	Hampton	49 42	119	A	Rice	42 57
				39	A	Toledo	41 76					126	A	Memphis	70 58
												212	H	Texas Southern	57 64
												218	N	Utah St.	66 67
												237	H	Stephen F. Austin	55 62
												257	A	Mississippi Val.	57 65
												266	N	North Dakota St.	56 61
												275	A	Northwestern St.	63 31
												280	A	Southern U.	55 60
												324	H	Grambling	78 59
												328	A	Alcorn	64 52
												330	H	Jackson St.	59 53
LAST 12 Division I GAMES:															
257	A	Mississippi Val.	57 65	13	A	Texas A&M	52 74								
330	H	Jackson St.	59 53	39	A	Toledo	41 76								
324	H	Grambling	78 59	89	N	Hampton	49 42								
212	H	Texas Southern	57 64	33	A	Kansas	60 72								
280	A	Southern U.	55 60	275	A	Northwestern St.	63 31								
328	A	Alcorn	64 52	126	A	Memphis	70 58								

Non-Div I Games:

Prairie View

Loss, Non-Conf, S Site, H Home A Away N Neutral

Presbyterian

Through Games Of Sunday, January 20, 2013

Average RPI Win:	236	WON-LOST	WINNING	LAST 10	STRENGTH OF	OPP. STRENGTH	TEAM	ADJ.	CONF.	ADJ CONF.
Average RPI Loss:	152	RECORD	PCT. RANK	GAMES	SCHEDULE	OF SCHEDULE	RPI	RPI	RPI	RPI
DIV. I ONLY	9- 8	157	6- 3	222	220	152	152	29	29	
DIV. I NON-CONF.	3- 6	241	1- 3	183	81	184	184	29	29	
TOTALS	RPI 1-25	RPI 26-50	W-L RECORDS	RPI 51-100	RPI 101-150	RPI 150+				
9- 8	0- 2	0- 0	OVERALL	0- 1	1- 1	8- 4				
3- 2	0- 0	0- 0	HOME	0- 0	0- 1	3- 1				
6- 5	0- 2	0- 0	AWAY	0- 1	1- 0	5- 2				
0- 1	0- 0	0- 0	NEUTRAL	0- 0	0- 0	0- 1				
3- 6	0- 2	0- 0	NON-CONFERENCE	0- 1	0- 1	3- 2				
0- 1	0- 0	0- 0	HOME	0- 0	0- 1	0- 0				
3- 4	0- 2	0- 0	AWAY	0- 1	0- 0	3- 1				
0- 1	0- 0	0- 0	NEUTRAL	0- 0	0- 0	0- 1				
6- 2	0- 0	0- 0	CONFERENCE	0- 0	1- 0	5- 2				
3- 1	0- 0	0- 0	HOME	0- 0	0- 0	3- 1				
3- 1	0- 0	0- 0	AWAY	0- 0	1- 0	2- 1				
0- 0	0- 0	0- 0	NEUTRAL	0- 0	0- 0	0- 0				

RPI 1-25				RPI 26-50				RPI 51-100				RPI 101+ Team's RPI: 152			
RPI	S	Opponent	Score	RPI	S	Opponent	Score	RPI	S	Opponent	Score	RPI	S	Opponent	Score
14	A	Duke	45 84					100	A	North Carolina St.	30 76	116	A	Liberty	51 49
24	A	Georgia	38 66									129	H	South Carolina St.	55 60
												164	A	UCF	53 49
												171	A	Clemson	49 46
												179	H	Longwood	71 62
												185	A	Campbell	68 62
												215	A	Winthrop	50 78
												221	A	Eastern Ky.	43 61
												245	H	Radford	31 49
												271	N	Marshall	51 59
												310	H	Coastal Caro.	50 30
												320	H	Charleston So.	58 57
												337	A	UNC Asheville	56 49
												343	A	N.C. Central	49 37
LAST 12 Division I GAMES:															
215	A	Winthrop	50 78	310	H	Coastal Caro.	50 30								
337	A	UNC Asheville	56 49	164	A	UCF	53 49								
245	H	Radford	31 49	100	A	North Carolina St.	30 76								
179	H	Longwood	71 62	271	N	Marshall	51 59								
185	A	Campbell	68 62	221	A	Eastern Ky.	43 61								
116	A	Liberty	51 49	320	H	Charleston So.	58 57								

Non-Div I Games: Brevard 69 46 Southern Wesleyan 62 50

Presbyterian

Loss, Non-Conf, S Site, H Home A Away N Neutral

Through Games of Sunday, January 10, 2010									
Average RPI Win: 156	WON-LOST	WINNING	LAST 10	STRENGTH OF	OPP. STRENGTH	TEAM	ADJ.	CONF.	ADJ CONF.
Average RPI Loss: 23	RECORD	PCT. RANK	GAMES	SCHEDULE	OF SCHEDULE	RPI	RPI	RPI	RPI
DIV. I ONLY	10- 5	75	7- 3	15	58	20	20	18	18
DIV. I NON-CONF.	9- 5	98	7- 4	10	43	16	16	18	18
-----									
TOTALS	RPI 1-25	RPI 26-50		W-L RECORDS		RPI 51-100	RPI 101-150	RPI 150+	
10- 5	0- 3	1- 2		OVERALL		3- 0	1- 0	5- 0	
7- 0	0- 0	0- 0		HOME		2- 0	1- 0	4- 0	
3- 5	0- 3	1- 2		AWAY		1- 0	0- 0	1- 0	
0- 0	0- 0	0- 0		NEUTRAL		0- 0	0- 0	0- 0	
9- 5	0- 3	1- 2		NON-CONFERENCE		3- 0	1- 0	4- 0	
6- 0	0- 0	0- 0		HOME		2- 0	1- 0	3- 0	
3- 5	0- 3	1- 2		AWAY		1- 0	0- 0	1- 0	
0- 0	0- 0	0- 0		NEUTRAL		0- 0	0- 0	0- 0	
1- 0	0- 0	0- 0		CONFERENCE		0- 0	0- 0	1- 0	
1- 0	0- 0	0- 0		HOME		0- 0	0- 0	1- 0	
0- 0	0- 0	0- 0		AWAY		0- 0	0- 0	0- 0	
0- 0	0- 0	0- 0		NEUTRAL		0- 0	0- 0	0- 0	

RPI 1-25				Team's RPI: 20		RPI 26-50				RPI 51-100				RPI 101+			
RPI	S	Opponent	Score	RPI	S	Opponent	Score	RPI	S	Opponent	Score	RPI	S	Opponent	Score		
10	A	Villanova	54 61	27	A	DePaul	75 86	66	H	Rutgers	71 55	136	H	Hofstra	84 54		
15	A	UCLA	52 65	40	A	Marist	45 56	85	A	Illinois St.	67 50	196	H	Rider	88 42		
25	A	Delaware	58 59	44	A	Saint Joseph's	69 59	98	H	Drexel	74 59	198	H	Penn	77 47		
LAST 12 Division I GAMES:																	
				198 H Penn 77 47				25 A Delaware 58 59									
				220 H Navy 70 50				136 H Hofstra 84 54									
				98 H Drexel 74 59				316 H UMBC 93 46									
				27 A DePaul 75 86				66 H Rutgers 71 55									
				85 A Illinois St. 67 50				15 A UCLA 52 65									
				10 A Villanova 54 61				202 A UC Riverside 72 68									

Non-Div I Games:

Princeton

■ Loss, ■ Non-Conf, S Site, H Home A Away N Neutral

Providence

Through Games Of Sunday, January 20, 2013

Average RPI Win:	245	WON-LOST	WINNING	LAST 10	STRENGTH OF	OPP. STRENGTH	TEAM	ADJ.	CONF.	ADJ CONF.
Average RPI Loss:	79	RECORD	PCT. RANK	GAMES	SCHEDULE	OF SCHEDULE	RPI	RPI	RPI	RPI
DIV. I ONLY	5- 12	282	3- 7	79	76	219	219	5	5	
DIV. I NON-CONF.	5- 8	222	4- 4	138	142	217	217	4	4	
TOTALS	RPI 1-25	RPI 26-50	W-L RECORDS	RPI 51-100	RPI 101-150	RPI 150+				
5- 12	0- 1	0- 4	OVERALL	0- 5	0- 0	5- 2				
3- 5	0- 0	0- 2	HOME	0- 2	0- 0	3- 1				
0- 6	0- 1	0- 2	AWAY	0- 3	0- 0	0- 0				
2- 1	0- 0	0- 0	NEUTRAL	0- 0	0- 0	2- 1				
5- 8	0- 1	0- 1	NON-CONFERENCE	0- 4	0- 0	5- 2				
3- 3	0- 0	0- 0	HOME	0- 2	0- 0	3- 1				
0- 4	0- 1	0- 1	AWAY	0- 2	0- 0	0- 0				
2- 1	0- 0	0- 0	NEUTRAL	0- 0	0- 0	2- 1				
0- 4	0- 0	0- 3	CONFERENCE	0- 1	0- 0	0- 0				
0- 2	0- 0	0- 2	HOME	0- 0	0- 0	0- 0				
0- 2	0- 0	0- 1	AWAY	0- 1	0- 0	0- 0				
0- 0	0- 0	0- 0	NEUTRAL	0- 0	0- 0	0- 0				

RPI 1-25				RPI 26-50				RPI 51-100				RPI 101+ Team's RPI: 219			
RPI	S	Opponent	Score	RPI	S	Opponent	Score	RPI	S	Opponent	Score	RPI	S	Opponent	Score
25	A	Delaware	46 64	27	A	DePaul	67 79	66	A	Rutgers	61 87	169	H	Akron	78 81
				35	H	Georgetown	64 79	84	A	Harvard	59 73	171	N	Clemson	47 62
				41	H	Louisville	62 70	91	H	Arizona St.	58 67	184	H	Iona	70 58
				43	A	Virginia	42 61	95	A	Hartford	39 66	227	N	Lafayette	66 54
								98	H	Drexel	50 60	261	N	Colorado St.	71 53
												270	H	Vermont	92 76
												285	H	Rhode Island	78 52
LAST 12 Division I GAMES:															
27	A	DePaul	67 79	285	H	Rhode Island	78 52								
66	A	Rutgers	61 87	171	N	Clemson	47 62								
41	H	Louisville	62 70	91	H	Arizona St.	58 67								
35	H	Georgetown	64 79	84	A	Harvard	59 73								
227	N	Lafayette	66 54	95	A	Hartford	39 66								
261	N	Colorado St.	71 53	184	H	Iona	70 58								

Non-Div I Games:

Providence

Loss, Non-Conf, S Site, H Home A Away N Neutral

Average RPI Win: <b>129</b>	WON-LOST	WINNING	LAST 10	STRENGTH OF	OPP. STRENGTH	TEAM	ADJ.	CONF.	ADJ CONF.
Average RPI Loss: <b>10</b>	RECORD	PCT. RANK	GAMES	SCHEDULE	OF SCHEDULE	RPI	RPI	RPI	RPI
DIV. I ONLY	15- 3	24	8- 2	40	7	11	11	2	2
DIV. I NON-CONF.	11- 2	23	6- 1	69	13	15	15	2	2
TOTALS	RPI 1-25	RPI 26-50	W-L RECORDS	RPI 51-100	RPI 101-150	RPI 150+			
15- 3	0- 3	2- 0	OVERALL	6- 0	3- 0	4- 0			
7- 0	0- 0	0- 0	HOME	5- 0	1- 0	1- 0			
6- 2	0- 2	1- 0	AWAY	1- 0	1- 0	3- 0			
2- 1	0- 1	1- 0	NEUTRAL	0- 0	1- 0	0- 0			
11- 2	0- 2	1- 0	NON-CONFERENCE	3- 0	3- 0	4- 0			
5- 0	0- 0	0- 0	HOME	3- 0	1- 0	1- 0			
4- 1	0- 1	0- 0	AWAY	0- 0	1- 0	3- 0			
2- 1	0- 1	1- 0	NEUTRAL	0- 0	1- 0	0- 0			
4- 1	0- 1	1- 0	CONFERENCE	3- 0	0- 0	0- 0			
2- 0	0- 0	0- 0	HOME	2- 0	0- 0	0- 0			
2- 1	0- 1	1- 0	AWAY	1- 0	0- 0	0- 0			
0- 0	0- 0	0- 0	NEUTRAL	0- 0	0- 0	0- 0			

RPI	S	Opponent	Score	RPI	S	Opponent	Score	RPI	S	Opponent	Score	RPI	S	Opponent	Score
3	N	Connecticut	57 <b>91</b>	40	N	Marist	71 50	52	H	Central Mich.	87 71	114	N	Wake Forest	67 53
6	A	Notre Dame	47 <b>74</b>	49	A	Nebraska	69 66	59	H	Georgia Tech	85 73	135	H	IUPUI	78 53
21	A	Iowa	46 <b>62</b>					61	H	Minnesota	75 67	148	A	UT Martin	68 60
								67	A	Illinois	67 66	225	A	SIU Edwardsville	66 51
								69	H	Ohio St.	82 75	236	A	Oakland	77 46
								82	H	Bowling Green	59 45	291	H	USC Upstate	82 47
												305	A	IPFW	69 54
LAST 12 Division I GAMES:															
21	A	Iowa	46 <b>62</b>	135	H	IUPUI	78 53	236	A	Oakland	77 46	148	A	UT Martin	68 60
61	H	Minnesota	75 67	49	A	Nebraska	69 66	305	A	IPFW	69 54	52	H	Central Mich.	87 71
69	H	Ohio St.	82 75	67	A	Illinois	67 66	59	H	Georgia Tech	85 73				
49	A	Nebraska	69 66	6	A	Notre Dame	47 <b>74</b>								

Non-Div I Games:

Purdue

Quinnipiac

Through Games Of Sunday, January 20, 2013

Average RPI Win:	215	WON-LOST	WINNING	LAST 10	STRENGTH OF	OPP. STRENGTH	TEAM	ADJ.	CONF.	ADJ CONF.
Average RPI Loss:	77	RECORD	PCT. RANK	GAMES	SCHEDULE	OF SCHEDULE	RPI	RPI	RPI	RPI
DIV. I ONLY	14- 2	16	8- 2	309	119	75	75	25	25	
DIV. I NON-CONF.	9- 2	34	5- 2	250	49	69	69	23	23	
TOTALS	RPI 1-25	RPI 26-50	W-L RECORDS	RPI 51-100	RPI 101-150	RPI 150+				
14- 2	0- 0	0- 0	OVERALL	1- 2	3- 0	10- 0				
6- 0	0- 0	0- 0	HOME	1- 0	1- 0	4- 0				
5- 1	0- 0	0- 0	AWAY	0- 0	1- 0	4- 0				
3- 1	0- 0	0- 0	NEUTRAL	0- 1	1- 0	2- 0				
9- 2	0- 0	0- 0	NON-CONFERENCE	1- 2	2- 0	6- 0				
3- 0	0- 0	0- 0	HOME	1- 0	0- 0	2- 0				
3- 1	0- 0	0- 0	AWAY	0- 1	1- 0	2- 0				
3- 1	0- 0	0- 0	NEUTRAL	0- 1	1- 0	2- 0				
5- 0	0- 0	0- 0	CONFERENCE	0- 0	1- 0	4- 0				
3- 0	0- 0	0- 0	HOME	0- 0	1- 0	2- 0				
2- 0	0- 0	0- 0	AWAY	0- 0	0- 0	2- 0				
0- 0	0- 0	0- 0	NEUTRAL	0- 0	0- 0	0- 0				

RPI 1-25				RPI 26-50				RPI 51-100				Team's RPI: 75		RPI 101+			
RPI	S	Opponent	Score	RPI	S	Opponent	Score	RPI	S	Opponent	Score			RPI	S	Opponent	Score
														110	A	James Madison	65 60
														140	H	Sacred Heart	74 45
														143	N	Northeastern	83 72
														189	A	Yale	89 62
														196	N	Rider	72 57
														214	H	Holy Cross	61 49
														249	H	St. Francis Brooklyn	73 52
														250	N	New Hampshire	60 53
														264	A	Robert Morris	61 52
														282	A	Massachusetts	81 72
														285	H	Rhode Island	76 60
														312	A	Bryant	85 62
														326	H	LIU Brooklyn	67 60
LAST 12 Division I GAMES:																	
				264	A	Robert Morris	61 52					59	N	Georgia Tech	57	74	
				312	A	Bryant	85 62					55	H	St. John's (NY)	75	72	
				140	H	Sacred Heart	74 45					95	A	Hartford	61	67	
				249	H	St. Francis Brooklyn	73 52					214	H	Holy Cross	61	49	
				326	H	LIU Brooklyn	67 60					196	N	Rider	72	57	
				143	N	Northeastern	83 72					250	N	New Hampshire	60	53	

Non-Div I Games:

Quinnipiac

Loss, Non-Conf, S Site, H Home A Away N Neutral

Average RPI Win:	303	WON-LOST	WINNING	LAST 10	STRENGTH OF	OPP. STRENGTH	TEAM	ADJ.	CONF.	ADJ CONF.
Average RPI Loss:	132	RECORD	PCT. RANK	GAMES	SCHEDULE	OF SCHEDULE	RPI	RPI	RPI	RPI
DIV. I ONLY	9- 6	115	7- 3	340	239	245	245	29	29	
DIV. I NON-CONF.	4- 4	161	2- 3	332	151	236	236	29	29	
TOTALS	RPI 1-25	RPI 26-50	W-L RECORDS	RPI 51-100	RPI 101-150	RPI 150+				
9- 6	0- 1	0- 1	OVERALL	0- 0	0- 1	9- 3				
5- 2	0- 0	0- 0	HOME	0- 0	0- 1	5- 1				
3- 4	0- 1	0- 1	AWAY	0- 0	0- 0	3- 2				
1- 0	0- 0	0- 0	NEUTRAL	0- 0	0- 0	1- 0				
4- 4	0- 1	0- 1	NON-CONFERENCE	0- 0	0- 0	4- 2				
2- 0	0- 0	0- 0	HOME	0- 0	0- 0	2- 0				
1- 4	0- 1	0- 1	AWAY	0- 0	0- 0	1- 2				
1- 0	0- 0	0- 0	NEUTRAL	0- 0	0- 0	1- 0				
5- 2	0- 0	0- 0	CONFERENCE	0- 0	0- 1	5- 1				
3- 2	0- 0	0- 0	HOME	0- 0	0- 1	3- 1				
2- 0	0- 0	0- 0	AWAY	0- 0	0- 0	2- 0				
0- 0	0- 0	0- 0	NEUTRAL	0- 0	0- 0	0- 0				

RPI 1-25				RPI 26-50				RPI 51-100				RPI 101+ Team's RPI: 245			
RPI	S	Opponent	Score	RPI	S	Opponent	Score	RPI	S	Opponent	Score	RPI	S	Opponent	Score
19	A	North Carolina	44 64	38	A	Miami (FL)	58 75					116	H	Liberty	65 67
												152	A	Presbyterian	49 31
												171	A	Clemson	55 74
												179	H	Longwood	49 57
												271	A	Marshall	63 65
												299	N	Southern Ill.	85 62
												310	H	Coastal Caro.	68 50
												320	H	Charleston So.	71 60
												321	H	William & Mary	72 55
												323	A	Gardner-Webb	72 69
												325	A	UNC Greensboro	76 64
												337	H	UNC Asheville	66 54
												340	H	Norfolk St.	73 50
LAST 12 Division I GAMES:															
320	H	Charleston So.	71 60	171	A	Clemson	55 74								
310	H	Coastal Caro.	68 50	340	H	Norfolk St.	73 50								
152	A	Presbyterian	49 31	321	H	William & Mary	72 55								
323	A	Gardner-Webb	72 69	19	A	North Carolina	44 64								
337	H	UNC Asheville	66 54	116	H	Liberty	65 67								
179	H	Longwood	49 57	38	A	Miami (FL)	58 75								

Non-Div I Games: Bluefield Col. 70 40

Radford

■ Loss, 
 ■ Non-Conf, 
 ■ S Site, 
 ■ H Home 
 ■ A Away 
 N Neutral

## Rhode Island

Through Games Of Sunday, January 20, 2013

Average RPI Win:	315	WON-LOST	WINNING	LAST 10	STRENGTH OF	OPP. STRENGTH	TEAM	ADJ.	CONF.	ADJ CONF.
Average RPI Loss:	134	RECORD	PCT. RANK	GAMES	SCHEDULE	OF SCHEDULE	RPI	RPI	RPI	RPI
DIV. I ONLY	4- 13	305	1- 8	135	289	285	285	8	8	
DIV. I NON-CONF.	4- 10	270	2- 6	191	331	292	292	8	8	
TOTALS	RPI 1-25	RPI 26-50	W-L RECORDS	RPI 51-100	RPI 101-150	RPI 150+				
4- 13	0- 2	0- 0	OVERALL	0- 5	0- 1	4- 5				
2- 7	0- 2	0- 0	HOME	0- 3	0- 0	2- 2				
0- 5	0- 0	0- 0	AWAY	0- 1	0- 1	0- 3				
2- 1	0- 0	0- 0	NEUTRAL	0- 1	0- 0	2- 0				
4- 10	0- 1	0- 0	NON-CONFERENCE	0- 4	0- 1	4- 4				
2- 5	0- 1	0- 0	HOME	0- 2	0- 0	2- 2				
0- 4	0- 0	0- 0	AWAY	0- 1	0- 1	0- 2				
2- 1	0- 0	0- 0	NEUTRAL	0- 1	0- 0	2- 0				
0- 3	0- 1	0- 0	CONFERENCE	0- 1	0- 0	0- 1				
0- 2	0- 1	0- 0	HOME	0- 1	0- 0	0- 0				
0- 1	0- 0	0- 0	AWAY	0- 0	0- 0	0- 1				
0- 0	0- 0	0- 0	NEUTRAL	0- 0	0- 0	0- 0				

RPI	S	Opponent	Score	RPI	S	Opponent	Score	RPI	S	Opponent	Score	RPI	S	Opponent	Score	Team's RPI: 285
12	H	Dayton	48 <b>74</b>					51	H	Boston U.	29 <b>54</b>	143	A	Northeastern	53 <b>94</b>	
25	H	Delaware	40 <b>57</b>					75	A	Quinnipiac	60 <b>76</b>	161	A	La Salle	46 <b>72</b>	
								84	H	Harvard	56 <b>63</b>	219	A	Providence	52 <b>78</b>	
								88	H	Charlotte	42 <b>53</b>	243	H	Central Conn. St.	49 <b>57</b>	
								98	N	Drexel	43 <b>55</b>	254	H	Brown	51 <b>55</b>	
												276	H	Siena	47 39	
												295	A	NJIT	44 <b>48</b>	
												312	H	Bryant	65 50	
												329	N	Maine	51 38	
												344	N	Houston Baptist	59 36	
LAST 12 Division I GAMES:																
12	H	Dayton	48 <b>74</b>	219	A	Providence	52 <b>78</b>									
88	H	Charlotte	42 <b>53</b>	329	N	Maine	51 38									
161	A	La Salle	46 <b>72</b>	25	H	Delaware	40 <b>57</b>									
84	H	Harvard	56 <b>63</b>	344	N	Houston Baptist	59 36									
143	A	Northeastern	53 <b>94</b>	98	N	Drexel	43 <b>55</b>									
295	A	NJIT	44 <b>48</b>	51	H	Boston U.	29 <b>54</b>									

Non-Div I Games: Rhode Island Col. 89 60

Rhode Island

■ Loss, 
 ■ Non-Conf, 
 ■ S Site, 
 ■ H Home 
 ■ A Away 
 N Neutral



Average RPI Win:	246	WON-LOST	WINNING	LAST 10	STRENGTH OF	OPP. STRENGTH	TEAM	ADJ.	CONF.	ADJ CONF.
Average RPI Loss:	81	RECORD	PCT. RANK	GAMES	SCHEDULE	OF SCHEDULE	RPI	RPI	RPI	RPI
DIV. I ONLY	9- 8	157	6- 4	74	171	119	119	10	10	
DIV. I NON-CONF.	8- 5	112	6- 2	117	173	97	97	12	12	
TOTALS	RPI 1-25	RPI 26-50	W-L RECORDS	RPI 51-100	RPI 101-150	RPI 150+				
9- 8	0- 3	0- 0	OVERALL	0- 1	1- 3	8- 1				
8- 2	0- 1	0- 0	HOME	0- 0	1- 1	7- 0				
1- 6	0- 2	0- 0	AWAY	0- 1	0- 2	1- 1				
0- 0	0- 0	0- 0	NEUTRAL	0- 0	0- 0	0- 0				
8- 5	0- 3	0- 0	NON-CONFERENCE	0- 0	1- 1	7- 1				
7- 1	0- 1	0- 0	HOME	0- 0	1- 0	6- 0				
1- 4	0- 2	0- 0	AWAY	0- 0	0- 1	1- 1				
0- 0	0- 0	0- 0	NEUTRAL	0- 0	0- 0	0- 0				
1- 3	0- 0	0- 0	CONFERENCE	0- 1	0- 2	1- 0				
1- 1	0- 0	0- 0	HOME	0- 0	0- 1	1- 0				
0- 2	0- 0	0- 0	AWAY	0- 1	0- 1	0- 0				
0- 0	0- 0	0- 0	NEUTRAL	0- 0	0- 0	0- 0				

RPI 1-25				RPI 26-50				RPI 51-100				RPI 101+ Team's RPI: 119			
RPI	S	Opponent	Score	RPI	S	Opponent	Score	RPI	S	Opponent	Score	RPI	S	Opponent	Score
2	H	Baylor	49 89					80	A	SMU	51 73	107	H	Tulane	65 69
5	A	Tennessee	48 101									123	A	UALR	48 76
13	A	Texas A&M	57 80									128	H	Lamar	62 56
												130	A	East Carolina	41 60
												186	A	Tennessee Tech	65 78
												211	H	McNeese St.	60 51
												237	H	Stephen F. Austin	60 41
												240	H	Prairie View	57 42
												244	H	Tulsa	56 53
												256	A	Texas St.	73 61
												262	H	UTSA	43 41
												302	H	Tex.-Pan American	75 54
												335	H	Chicago St.	68 42
LAST 12 Division I GAMES:															
80	A	SMU	51 73	302	H	Tex.-Pan American	75 54								
107	H	Tulane	65 69	262	H	UTSA	43 41								
244	H	Tulsa	56 53	237	H	Stephen F. Austin	60 41								
130	A	East Carolina	41 60	335	H	Chicago St.	68 42								
13	A	Texas A&M	57 80	211	H	McNeese St.	60 51								
128	H	Lamar	62 56	2	H	Baylor	49 89								

Non-Div I Games:

Rice

■ Loss, 
 ■ Non-Conf, 
 ■ S Site, 
 ■ H Home 
 ■ A Away 
 N Neutral

Average RPI Win:	170	WON-LOST	WINNING	LAST 10	STRENGTH OF	OPP. STRENGTH	TEAM	ADJ.	CONF.	ADJ CONF.
Average RPI Loss:	70	RECORD	PCT. RANK	GAMES	SCHEDULE	OF SCHEDULE	RPI	RPI	RPI	RPI
DIV. I ONLY	11- 8	129	6- 4	68	66	73	73	8	8	
DIV. I NON-CONF.	9- 6	123	6- 2	62	69	75	75	8	8	
TOTALS	RPI 1-25	RPI 26-50	W-L RECORDS	RPI 51-100	RPI 101-150	RPI 150+				
11- 8	0- 1	0- 2	OVERALL	3- 4	1- 0	7- 1				
6- 2	0- 0	0- 1	HOME	1- 1	0- 0	5- 0				
3- 5	0- 0	0- 1	AWAY	0- 3	1- 0	2- 1				
2- 1	0- 1	0- 0	NEUTRAL	2- 0	0- 0	0- 0				
9- 6	0- 1	0- 1	NON-CONFERENCE	3- 3	1- 0	5- 1				
4- 2	0- 0	0- 1	HOME	1- 1	0- 0	3- 0				
3- 3	0- 0	0- 0	AWAY	0- 2	1- 0	2- 1				
2- 1	0- 1	0- 0	NEUTRAL	2- 0	0- 0	0- 0				
2- 2	0- 0	0- 1	CONFERENCE	0- 1	0- 0	2- 0				
2- 0	0- 0	0- 0	HOME	0- 0	0- 0	2- 0				
0- 2	0- 0	0- 1	AWAY	0- 1	0- 0	0- 0				
0- 0	0- 0	0- 0	NEUTRAL	0- 0	0- 0	0- 0				

RPI 1-25				RPI 26-50				RPI 51-100				Team's RPI: 73	RPI 101+			
RPI	S	Opponent	Score	RPI	S	Opponent	Score	RPI	S	Opponent	Score		RPI	S	Opponent	Score
18	N	Green Bay	48 79	38	H	Miami (FL)	63 69	51	A	Boston U.	61 70		110	A	James Madison	70 66
				44	A	Saint Joseph's	62 82	61	N	Minnesota	58 46		155	A	Col. of Charleston	74 82
								65	H	FGCU	62 70		161	H	La Salle	67 62
								77	N	Wichita St.	49 46		174	H	N.C. A&T	76 63
								86	H	Virginia Tech	65 51		179	H	Longwood	71 61
								92	A	Fordham	40 47		183	H	St. Bonaventure	51 46
								95	A	Hartford	54 59		220	H	Navy	65 59
													296	A	UNC Wilmington	53 42
													325	A	UNC Greensboro	104 69
LAST 12 Division I GAMES:																
				92	A	Fordham	40 47	155	A	Col. of Charleston	74 82					
				183	H	St. Bonaventure	51 46	65	H	FGCU	62 70					
				44	A	Saint Joseph's	62 82	325	A	UNC Greensboro	104 69					
				161	H	La Salle	67 62	86	H	Virginia Tech	65 51					
				220	H	Navy	65 59	110	A	James Madison	70 66					
				296	A	UNC Wilmington	53 42	174	H	N.C. A&T	76 63					

Non-Div I Games:

Richmond

■ Loss, 
 ■ Non-Conf, S Site, 
 ■ Home 
 ■ Away 
 N Neutral

Average RPI Win:	225	WON-LOST	WINNING	LAST 10	STRENGTH OF	OPP. STRENGTH	TEAM	ADJ.	CONF.	ADJ CONF.
Average RPI Loss:	187	RECORD	PCT. RANK	GAMES	SCHEDULE	OF SCHEDULE	RPI	RPI	RPI	RPI
DIV. I ONLY	7- 10	207	4- 6	159	303	196	196	21	21	
DIV. I NON-CONF.	5- 6	186	3- 3	100	328	147	147	22	22	
TOTALS	RPI 1-25	RPI 26-50	W-L RECORDS	RPI 51-100	RPI 101-150	RPI 150+				
7- 10	0- 1	0- 1	OVERALL	0- 1	0- 0	7- 7				
1- 5	0- 0	0- 1	HOME	0- 0	0- 0	1- 4				
6- 4	0- 1	0- 0	AWAY	0- 0	0- 0	6- 3				
0- 1	0- 0	0- 0	NEUTRAL	0- 1	0- 0	0- 0				
5- 6	0- 1	0- 0	NON-CONFERENCE	0- 1	0- 0	5- 4				
1- 3	0- 0	0- 0	HOME	0- 0	0- 0	1- 3				
4- 2	0- 1	0- 0	AWAY	0- 0	0- 0	4- 1				
0- 1	0- 0	0- 0	NEUTRAL	0- 1	0- 0	0- 0				
2- 4	0- 0	0- 1	CONFERENCE	0- 0	0- 0	2- 3				
0- 2	0- 0	0- 1	HOME	0- 0	0- 0	0- 1				
2- 2	0- 0	0- 0	AWAY	0- 0	0- 0	2- 2				
0- 0	0- 0	0- 0	NEUTRAL	0- 0	0- 0	0- 0				

RPI	S	Opponent	Score	RPI	S	Opponent	Score	RPI	S	Opponent	Score	RPI	S	Opponent	Score	Team's RPI: 196
20	A	Princeton	42 88	40	H	Marist	47 62	75	N	Quinnipiac	57 72	172	A	Stony Brook	62 50	
												190	H	Mt. St. Mary's	67 70	
												193	A	Pittsburgh	65 48	
												208	H	Army	66 60	
												216	A	Loyola Maryland	81 74	
												227	A	Lafayette	68 64	
												243	A	Central Conn. St.	61 62	
												249	H	St. Francis Brooklyn	55 58	
												251	A	Niagara	58 62	
												252	A	Canisius	68 75	
												252	H	Canisius	50 51	
												254	A	Brown	57 47	
												295	H	NJIT	51 53	
												308	A	Manhattan	48 41	
LAST 12 Division I GAMES:																
252	A	Canisius	68 75	249	H	St. Francis Brooklyn	55 58									
251	A	Niagara	58 62	243	A	Central Conn. St.	61 62									
216	A	Loyola Maryland	81 74	193	A	Pittsburgh	65 48									
252	H	Canisius	50 51	208	H	Army	66 60									
308	A	Manhattan	48 41	75	N	Quinnipiac	57 72									
40	H	Marist	47 62	254	A	Brown	57 47									

Non-Div I Games:

Rider

Average RPI Win:	<b>298</b>	WON-LOST	WINNING	LAST 10	STRENGTH OF	OPP. STRENGTH	TEAM	ADJ.	CONF.	ADJ CONF.
Average RPI Loss:	<b>138</b>	RECORD	PCT. RANK	GAMES	SCHEDULE	OF SCHEDULE	RPI	RPI	RPI	RPI
DIV. I ONLY	<b>3- 13</b>	<b>313</b>	<b>3- 7</b>	<b>98</b>	<b>250</b>	<b>264</b>	<b>264</b>	<b>25</b>	<b>25</b>	
DIV. I NON-CONF.	<b>1- 10</b>	<b>323</b>	<b>1- 6</b>	<b>107</b>	<b>160</b>	<b>264</b>	<b>264</b>	<b>23</b>	<b>23</b>	
TOTALS	RPI 1-25	RPI 26-50	W-L RECORDS	RPI 51-100	RPI 101-150	RPI 150+				
3- 13	0- 1	0- 2	OVERALL	0- 3	0- 1	3- 6				
2- 4	0- 0	0- 1	HOME	0- 1	0- 0	2- 2				
1- 9	0- 0	0- 0	AWAY	0- 0	0- 0	1- 1				
0- 0	0- 0	0- 0	NEUTRAL	0- 0	0- 0	0- 0				
1- 10	0- 1	0- 2	NON-CONFERENCE	0- 2	0- 1	1- 4				
0- 3	0- 0	0- 1	HOME	0- 0	0- 0	0- 2				
1- 7	0- 1	0- 1	AWAY	0- 2	0- 1	1- 2				
0- 0	0- 0	0- 0	NEUTRAL	0- 0	0- 0	0- 0				
2- 3	0- 0	0- 0	CONFERENCE	0- 1	0- 0	2- 2				
2- 1	0- 0	0- 0	HOME	0- 1	0- 0	2- 0				
0- 2	0- 0	0- 0	AWAY	0- 0	0- 0	0- 2				
0- 0	0- 0	0- 0	NEUTRAL	0- 0	0- 0	0- 0				

RPI 1-25				RPI 26-50				RPI 51-100				RPI 101+ Team's RPI: 264			
RPI	S	Opponent	Score	RPI	S	Opponent	Score	RPI	S	Opponent	Score	RPI	S	Opponent	Score
21	A	Iowa	44 58	31	A	Michigan St.	35 68	52	A	Central Mich.	56 96	134	A	Miami (OH)	56 70
				42	H	Duquesne	47 61	61	A	Minnesota	60 82	172	H	Stony Brook	48 56
								75	H	Quinnipiac	52 61	207	A	Fairleigh Dickinson	68 80
												223	A	Monmouth	47 58
												243	H	Central Conn. St.	65 48
												247	A	Colgate	55 71
												251	H	Niagara	59 63
												283	A	Coppin St.	52 59
												312	H	Bryant	71 69
												339	A	Kent St.	60 51
LAST 12 Division I GAMES:															
75	H	Quinnipiac	52 61	283	A	Coppin St.	52 59								
207	A	Fairleigh Dickinson	68 80	52	A	Central Mich.	56 96								
223	A	Monmouth	47 58	61	A	Minnesota	60 82								
312	H	Bryant	71 69	42	H	Duquesne	47 61								
243	H	Central Conn. St.	65 48	172	H	Stony Brook	48 56								
339	A	Kent St.	60 51	31	A	Michigan St.	35 68								

Non-Div I Games:

Robert Morris

REGULAR SEASON				THROUGH GAMES OF SUNDAY, JANUARY 10, 2010						
Average RPI Win:	176	WON-LOST	WINNING	LAST 10	STRENGTH OF	OPP. STRENGTH	TEAM	ADJ.	CONF.	ADJ CONF.
Average RPI Loss:	37	RECORD	PCT. RANK	GAMES	SCHEDULE	OF SCHEDULE	RPI	RPI	RPI	RPI
DIV. I ONLY	10- 7	117	6- 4	69	19	66	66	5	5	
DIV. I NON-CONF.	9- 4	76	6- 2	114	21	52	52	4	4	
-----										
TOTALS	RPI 1-25	RPI 26-50		W-L RECORDS		RPI 51-100	RPI 101-150	RPI 150+		
10- 7	0- 4	1- 1		OVERALL		1- 1	1- 1	7- 0		
8- 1	0- 0	1- 0		HOME		1- 1	0- 0	6- 0		
1- 6	0- 0	0- 0		AWAY		0- 0	1- 0	0- 0		
1- 0	0- 0	0- 0		NEUTRAL		0- 0	0- 0	1- 0		
9- 4	0- 3	1- 0		NON-CONFERENCE		1- 0	1- 1	6- 0		
7- 0	0- 0	1- 0		HOME		1- 0	0- 0	5- 0		
1- 4	0- 3	0- 0		AWAY		0- 0	1- 1	0- 0		
1- 0	0- 0	0- 0		NEUTRAL		0- 0	0- 0	1- 0		
1- 3	0- 1	0- 1		CONFERENCE		0- 1	0- 0	1- 0		
1- 1	0- 0	0- 0		HOME		0- 1	0- 0	1- 0		
0- 2	0- 1	0- 1		AWAY		0- 0	0- 0	0- 0		
0- 0	0- 0	0- 0		NEUTRAL		0- 0	0- 0	0- 0		

RPI	S	Opponent	Score	RPI	S	Opponent	Score	RPI	S	Opponent	Score	RPI	S	Opponent	Score
5	A	Tennessee	47 66	38	H	Miami (FL)	42 34	55	H	St. John's (NY)	44 48	103	A	Temple	66 50
6	A	Notre Dame	46 71	41	A	Louisville	57 66	97	H	Davidson	55 49	108	A	Boston College	56 58
20	A	Princeton	55 71									156	N	Louisiana Tech	73 46
24	A	Georgia	51 57									161	H	La Salle	54 50
												172	H	Stony Brook	72 44
												209	H	George Washington	56 52
												219	H	Providence	87 61
												280	H	Southern U.	63 49
												326	H	LIU Brooklyn	58 32
LAST 12 Division I GAMES:															
219	H	Providence	87 61	172	H	Stony Brook	72 44								
6	A	Notre Dame	46 71	38	H	Miami (FL)	42 34								
41	A	Louisville	57 66	280	H	Southern U.	63 49								
55	H	St. John's (NY)	44 48	156	N	Louisiana Tech	73 46								
161	H	La Salle	54 50	326	H	LIU Brooklyn	58 32								
5	A	Tennessee	47 66	108	A	Boston College	56 58								

Non-Div I Games:

Rutgers

■ Loss, 
 ■ Non-Conf, 
 ■ S Site, 
 ■ H Home 
 ■ A Away 
 N Neutral

Average RPI Win:	240	WON-LOST	WINNING	LAST 10	STRENGTH OF	OPP. STRENGTH	TEAM	ADJ.	CONF.	ADJ CONF.
Average RPI Loss:	169	RECORD	PCT. RANK	GAMES	SCHEDULE	OF SCHEDULE	RPI	RPI	RPI	RPI
DIV. I ONLY	8- 10	192	4- 6	218	230	225	225	26	26	
DIV. I NON-CONF.	6- 6	161	3- 3	184	195	180	180	26	26	
TOTALS	RPI 1-25	RPI 26-50	W-L RECORDS	RPI 51-100	RPI 101-150	RPI 150+				
8- 10	0- 1	0- 1	OVERALL	0- 1	1- 1	7- 6				
4- 3	0- 1	0- 0	HOME	0- 0	1- 0	3- 2				
2- 7	0- 0	0- 1	AWAY	0- 1	0- 1	2- 4				
2- 0	0- 0	0- 0	NEUTRAL	0- 0	0- 0	2- 0				
6- 6	0- 1	0- 1	NON-CONFERENCE	0- 1	1- 1	5- 2				
3- 2	0- 1	0- 0	HOME	0- 0	1- 0	2- 1				
1- 4	0- 0	0- 1	AWAY	0- 1	0- 1	1- 1				
2- 0	0- 0	0- 0	NEUTRAL	0- 0	0- 0	2- 0				
2- 4	0- 0	0- 0	CONFERENCE	0- 0	0- 0	2- 4				
1- 1	0- 0	0- 0	HOME	0- 0	0- 0	1- 1				
1- 3	0- 0	0- 0	AWAY	0- 0	0- 0	1- 3				
0- 0	0- 0	0- 0	NEUTRAL	0- 0	0- 0	0- 0				

RPI 1-25				RPI 26-50				RPI 51-100				RPI 101+ Team's RPI: 225			
RPI	S	Opponent	Score	RPI	S	Opponent	Score	RPI	S	Opponent	Score	RPI	S	Opponent	Score
11	H	Purdue	51 66	39	A	Toledo	43 59	80	A	SMU	46 64	147	A	Indiana	56 72
												149	H	Sacramento St.	75 57
												154	H	Western Ill.	68 58
												167	A	Belmont	52 66
												171	N	Clemson	49 43
												186	H	Tennessee Tech	56 66
												205	A	Murray St.	68 81
												221	A	Eastern Ky.	73 69
												279	A	Morehead St.	72 75
												280	N	Southern U.	55 53
												281	A	Ill.-Chicago	61 68
												299	H	Southern Ill.	63 68
												305	A	IPFW	74 67
												305	H	IPFW	61 54
												338	H	Jacksonville St.	80 58
LAST 12 Division I GAMES:															
205	A	Murray St.	68 81	299	H	Southern Ill.	63 68								
338	H	Jacksonville St.	80 58	147	A	Indiana	56 72								
186	H	Tennessee Tech	56 66	305	H	IPFW	61 54								
279	A	Morehead St.	72 75	149	H	Sacramento St.	75 57								
221	A	Eastern Ky.	73 69	280	N	Southern U.	55 53								
167	A	Belmont	52 66	39	A	Toledo	43 59								

Non-Div I Games:

SIU Edwardsville

■ Loss, 
 ■ Non-Conf, 
 S Site, 
 ■ Home 
 ■ Away 
 N Neutral

**S**

U

2

U

U

Average RPI Win:	206	WON-LOST	WINNING	LAST 10	STRENGTH OF	OPP. STRENGTH	TEAM	ADJ.	CONF.	ADJ CONF.
Average RPI Loss:	181	RECORD	PCT. RANK	GAMES	SCHEDULE	OF SCHEDULE	RPI	RPI	RPI	RPI
DIV. I ONLY	9- 7	133	5- 5	221	255	149	149	16	16	
DIV. I NON-CONF.	5- 4	141	3- 2	286	279	174	174	14	14	
TOTALS	RPI 1-25	RPI 26-50	W-L RECORDS	RPI 51-100	RPI 101-150	RPI 150+				
9- 7	0- 0	0- 0	OVERALL	1- 0	1- 4	7- 3				
6- 1	0- 0	0- 0	HOME	0- 0	1- 1	5- 0				
3- 6	0- 0	0- 0	AWAY	1- 0	0- 3	2- 3				
0- 0	0- 0	0- 0	NEUTRAL	0- 0	0- 0	0- 0				
5- 4	0- 0	0- 0	NON-CONFERENCE	0- 0	0- 2	5- 2				
3- 0	0- 0	0- 0	HOME	0- 0	0- 0	3- 0				
2- 4	0- 0	0- 0	AWAY	0- 0	0- 2	2- 2				
0- 0	0- 0	0- 0	NEUTRAL	0- 0	0- 0	0- 0				
4- 3	0- 0	0- 0	CONFERENCE	1- 0	1- 2	2- 1				
3- 1	0- 0	0- 0	HOME	0- 0	1- 1	2- 0				
1- 2	0- 0	0- 0	AWAY	1- 0	0- 1	0- 1				
0- 0	0- 0	0- 0	NEUTRAL	0- 0	0- 0	0- 0				

RPI 1-25			RPI 26-50			RPI 51-100			RPI 101+			Team's RPI: 149
RPI	S	Opponent	Score	RPI	S	Opponent	Score	RPI	S	Opponent	Score	
						72	A Montana St.	69 65				
									111	A Montana	55	82
									122	H Eastern Wash.	85	70
									142	A Long Beach St.	71	74
									145	A Eastern Ill.	67	72
									146	H Idaho St.	52	62
									178	H San Francisco	68	60
									182	A Oregon St.	80	71
									191	H Portland St.	81	77
									194	H UC Davis	66	65
									225	A SIU Edwardsville	57	75
									238	A Southern Utah	71	79
									258	A Cal St. Fullerton	75	94
									289	A CSU Bakersfield	79	72
									309	H Utah Valley	74	62
									319	H Weber St.	103	60
LAST 12 Division I GAMES:												
319	H	Weber St.	103 60	111	A	Montana	55	82				
146	H	Idaho St.	52 62	72	A	Montana St.	69	65				
122	H	Eastern Wash.	85 70	145	A	Eastern Ill.	67	72				
191	H	Portland St.	81 77	225	A	SIU Edwardsville	57	75				
238	A	Southern Utah	71 79	182	A	Oregon St.	80	71				
194	H	UC Davis	66 65	178	H	San Francisco	68	60				

Non-Div I Games:

Sacramento St.



## Sacred Heart

Through Games Of Sunday, January 20, 2013

Average RPI Win:	225	WON-LOST	WINNING	LAST 10	STRENGTH OF	OPP. STRENGTH	TEAM	ADJ.	CONF.	ADJ CONF.
Average RPI Loss:	152	RECORD	PCT. RANK	GAMES	SCHEDULE	OF SCHEDULE	RPI	RPI	RPI	RPI
DIV. I ONLY	10- 7	117	6- 4	202	247	140	140	25	25	
DIV. I NON-CONF.	8- 4	84	5- 2	240	205	112	112	23	23	
TOTALS	RPI 1-25	RPI 26-50	W-L RECORDS	RPI 51-100	RPI 101-150	RPI 150+				
10- 7	0- 0	0- 1	OVERALL	0- 1	2- 1	8- 4				
6- 1	0- 0	0- 0	HOME	0- 0	0- 0	6- 1				
2- 6	0- 0	0- 1	AWAY	0- 1	1- 1	1- 3				
2- 0	0- 0	0- 0	NEUTRAL	0- 0	1- 0	1- 0				
8- 4	0- 0	0- 1	NON-CONFERENCE	0- 0	1- 1	7- 2				
5- 0	0- 0	0- 0	HOME	0- 0	0- 0	5- 0				
1- 4	0- 0	0- 1	AWAY	0- 0	0- 1	1- 2				
2- 0	0- 0	0- 0	NEUTRAL	0- 0	1- 0	1- 0				
2- 3	0- 0	0- 0	CONFERENCE	0- 1	1- 0	1- 2				
1- 1	0- 0	0- 0	HOME	0- 0	0- 0	1- 1				
1- 2	0- 0	0- 0	AWAY	0- 1	1- 0	0- 1				
0- 0	0- 0	0- 0	NEUTRAL	0- 0	0- 0	0- 0				

RPI 1-25				RPI 26-50				RPI 51-100				RPI 101+ Team's RPI: 140			
RPI	S	Opponent	Score	RPI	S	Opponent	Score	RPI	S	Opponent	Score	RPI	S	Opponent	Score
				35	A	Georgetown	63 90	75	A	Quinnipiac	45 74	102	A	Saint Francis (PA)	71 50
												108	N	Boston College	54 48
												116	A	Liberty	63 68
												158	N	Sam Houston St.	66 62
												172	A	Stony Brook	46 51
												173	A	Seattle	70 74
												189	H	Yale	67 62
												199	A	Lehigh	73 63
												243	A	Central Conn. St.	57 62
												247	H	Colgate	59 53
												249	H	St. Francis Brooklyn	47 56
												276	H	Siena	61 60
												308	H	Manhattan	55 38
												326	H	LIU Brooklyn	61 47
												341	H	Saint Peter's	79 34
LAST 12 Division I GAMES:															
				102	A	Saint Francis (PA)	71 50	276	H	Siena	61 60				
				243	A	Central Conn. St.	57 62	199	A	Lehigh	73 63				
				75	A	Quinnipiac	45 74	308	H	Manhattan	55 38				
				326	H	LIU Brooklyn	61 47	172	A	Stony Brook	46 51				
				249	H	St. Francis Brooklyn	47 56	247	H	Colgate	59 53				
				189	H	Yale	67 62	173	A	Seattle	70 74				

Non-Div I Games:

Sacred Heart

  Loss, 
  Non-Conf, 
  S Site, 
  H Home 
  A Away 
N Neutral

## Saint Francis (PA)

## Through Games Of Sunday, January 20, 2013

Average RPI Win:	215	WON-LOST	WINNING	LAST 10	STRENGTH OF	OPP. STRENGTH	TEAM	ADJ.	CONF.	ADJ CONF.
Average RPI Loss:	117	RECORD	PCT. RANK	GAMES	SCHEDULE	OF SCHEDULE	RPI	RPI	RPI	RPI
DIV. I ONLY	9- 7	133	5- 5	99	219	102	102	25	25	
DIV. I NON-CONF.	5- 6	186	2- 5	80	149	98	98	23	23	
TOTALS	RPI 1-25	RPI 26-50	W-L RECORDS	RPI 51-100	RPI 101-150	RPI 150+				
9- 7	0- 1	0- 2	OVERALL	0- 1	2- 1	7- 2				
4- 2	0- 0	0- 1	HOME	0- 0	1- 1	3- 0				
5- 4	0- 1	0- 1	AWAY	0- 1	1- 0	4- 1				
0- 1	0- 0	0- 0	NEUTRAL	0- 0	0- 0	0- 1				
5- 6	0- 1	0- 2	NON-CONFERENCE	0- 1	2- 0	3- 2				
2- 1	0- 0	0- 1	HOME	0- 0	1- 0	1- 0				
3- 4	0- 1	0- 1	AWAY	0- 1	1- 0	2- 1				
0- 1	0- 0	0- 0	NEUTRAL	0- 0	0- 0	0- 1				
4- 1	0- 0	0- 0	CONFERENCE	0- 0	0- 1	4- 0				
2- 1	0- 0	0- 0	HOME	0- 0	0- 1	2- 0				
2- 0	0- 0	0- 0	AWAY	0- 0	0- 0	2- 0				
0- 0	0- 0	0- 0	NEUTRAL	0- 0	0- 0	0- 0				

RPI 1-25				RPI 26-50				RPI 51-100				RPI 101+ Team's RPI: 102			
RPI	S	Opponent	Score	RPI	S	Opponent	Score	RPI	S	Opponent	Score	RPI	S	Opponent	Score
6	A	Notre Dame	55 128	42	A	Duquesne	38 69	69	A	Ohio St.	54 70	127	H	Howard	69 61
				44	H	Saint Joseph's	44 61					138	A	Wright St.	98 81
												140	H	Sacred Heart	50 71
												169	H	Akron	74 73
												176	A	Bucknell	62 54
												207	A	Fairleigh Dickinson	68 50
												223	A	Monmouth	63 49
												243	H	Central Conn. St.	67 62
												247	A	Colgate	62 67
												269	N	Florida A&M	65 69
												312	H	Bryant	81 76
												339	A	Kent St.	81 67
LAST 12 Division I GAMES:															
140	H	Sacred Heart	50 71	138	A	Wright St.	98 81								
223	A	Monmouth	63 49	269	N	Florida A&M	65 69								
207	A	Fairleigh Dickinson	68 50	247	A	Colgate	62 67								
243	H	Central Conn. St.	67 62	42	A	Duquesne	38 69								
312	H	Bryant	81 76	44	H	Saint Joseph's	44 61								
6	A	Notre Dame	55 128	339	A	Kent St.	81 67								

Non-Div I Games:

Saint Francis (PA)

■ Loss, 
■ Non-Conf, 
■ S Site, 
■ H Home 
■ A Away 
N Neutral

## Saint Joseph's

Through Games Of Sunday, January 20, 2013

Average RPI Win:	163	WON-LOST	WINNING	LAST 10	STRENGTH OF	OPP. STRENGTH	TEAM	ADJ.	CONF.	ADJ CONF.
Average RPI Loss:	27	RECORD	PCT. RANK	GAMES	SCHEDULE	OF SCHEDULE	RPI	RPI	RPI	RPI
DIV. I ONLY	12- 5	61	7- 3	45	71	44	44	8	8	
DIV. I NON-CONF.	9- 5	98	6- 3	22	60	50	50	8	8	
TOTALS	RPI 1-25	RPI 26-50	W-L RECORDS	RPI 51-100	RPI 101-150	RPI 150+				
12- 5	1- 3	0- 1	OVERALL	2- 1	3- 0	6- 0				
5- 3	1- 2	0- 1	HOME	1- 0	1- 0	2- 0				
6- 1	0- 1	0- 0	AWAY	1- 0	2- 0	3- 0				
1- 1	0- 0	0- 0	NEUTRAL	0- 1	0- 0	1- 0				
9- 5	1- 3	0- 1	NON-CONFERENCE	1- 1	3- 0	4- 0				
4- 3	1- 2	0- 1	HOME	0- 0	1- 0	2- 0				
4- 1	0- 1	0- 0	AWAY	1- 0	2- 0	1- 0				
1- 1	0- 0	0- 0	NEUTRAL	0- 1	0- 0	1- 0				
3- 0	0- 0	0- 0	CONFERENCE	1- 0	0- 0	2- 0				
1- 0	0- 0	0- 0	HOME	1- 0	0- 0	0- 0				
2- 0	0- 0	0- 0	AWAY	0- 0	0- 0	2- 0				
0- 0	0- 0	0- 0	NEUTRAL	0- 0	0- 0	0- 0				

RPI 1-25				RPI 26-50				Team's RPI: 44	RPI 51-100				RPI 101+			
RPI	S	Opponent	Score	RPI	S	Opponent	Score		RPI	S	Opponent	Score	RPI	S	Opponent	Score
7	H	Maryland	50 49	37	H	Syracuse	39 80		52	N	Central Mich.	84 98	102	A	Saint Francis (PA)	61 44
10	H	Villanova	51 55						73	H	Richmond	82 62	104	H	Fairfield	51 38
15	A	UCLA	65 73						98	A	Drexel	47 45	136	A	Hofstra	71 55
20	H	Princeton	59 69										188	A	Saint Louis	69 38
													198	A	Penn	66 53
													209	A	George Washington	80 67
													227	H	Lafayette	69 43
													303	N	Savannah St.	88 41
													316	H	UMBC	79 38
LAST 12 Division I GAMES:																
188	A	Saint Louis	69 38	104	H	Fairfield	51 38									
209	A	George Washington	80 67	303	N	Savannah St.	88 41									
73	H	Richmond	82 62	52	N	Central Mich.	84 98									
198	A	Penn	66 53	10	H	Villanova	51 55									
15	A	UCLA	65 73	227	H	Lafayette	69 43									
316	H	UMBC	79 38	102	A	Saint Francis (PA)	61 44									

Non-Div I Games:

Saint Joseph's

■ Loss, 
 ■ Non-Conf, 
 ■ S Site, 
 ■ H Home 
 ■ A Away 
 N Neutral

## Saint Louis

Through Games Of Sunday, January 20, 2013

Average RPI Win:	222	WON-LOST	WINNING	LAST 10	STRENGTH OF	OPP. STRENGTH	TEAM	ADJ.	CONF.	ADJ CONF.
Average RPI Loss:	138	RECORD	PCT. RANK	GAMES	SCHEDULE	OF SCHEDULE	RPI	RPI	RPI	RPI
DIV. I ONLY	7- 11	226	3- 7	110	206	188	188	8	8	
DIV. I NON-CONF.	6- 9	217	4- 5	167	253	203	203	8	8	
TOTALS	RPI 1-25	RPI 26-50	W-L RECORDS	RPI 51-100	RPI 101-150	RPI 150+				
7- 11	0- 0	0- 3	OVERALL	0- 1	0- 3	7- 4				
4- 4	0- 0	0- 1	HOME	0- 0	0- 2	4- 1				
3- 7	0- 0	0- 2	AWAY	0- 1	0- 1	3- 3				
0- 0	0- 0	0- 0	NEUTRAL	0- 0	0- 0	0- 0				
6- 9	0- 0	0- 1	NON-CONFERENCE	0- 1	0- 3	6- 4				
3- 3	0- 0	0- 0	HOME	0- 0	0- 2	3- 1				
3- 6	0- 0	0- 1	AWAY	0- 1	0- 1	3- 3				
0- 0	0- 0	0- 0	NEUTRAL	0- 0	0- 0	0- 0				
1- 2	0- 0	0- 2	CONFERENCE	0- 0	0- 0	1- 0				
1- 1	0- 0	0- 1	HOME	0- 0	0- 0	1- 0				
0- 1	0- 0	0- 1	AWAY	0- 0	0- 0	0- 0				
0- 0	0- 0	0- 0	NEUTRAL	0- 0	0- 0	0- 0				

RPI 1-25				RPI 26-50				RPI 51-100				RPI 101+ Team's RPI: 188			
RPI	S	Opponent	Score	RPI	S	Opponent	Score	RPI	S	Opponent	Score	RPI	S	Opponent	Score
				26	A	Oklahoma	33 68	70	A	Missouri	51 67	106	H	UNI	64 73
				42	A	Duquesne	41 68					126	H	Memphis	58 65
				44	H	Saint Joseph's	38 69					148	A	UT Martin	62 78
												153	H	Indiana St.	46 48
												154	H	Western Ill.	55 44
												168	A	Evansville	63 59
												215	H	Winthrop	62 53
												222	A	Southeast Mo. St.	52 59
												230	A	Valparaiso	53 47
												248	A	Neb. Omaha	51 42
												255	H	VCU	60 46
												281	H	Ill.-Chicago	58 49
												284	A	UMKC	53 56
												301	A	Drake	55 61
LAST 12 Division I GAMES:															
				44	H	Saint Joseph's	38 69	301	A	Drake	55 61				
				42	A	Duquesne	41 68	126	H	Memphis	58 65				
				255	H	VCU	60 46	168	A	Evansville	63 59				
				222	A	Southeast Mo. St.	52 59	148	A	UT Martin	62 78				
				215	H	Winthrop	62 53	281	H	Ill.-Chicago	58 49				
				106	H	UNI	64 73	230	A	Valparaiso	53 47				

Non-Div I Games:

Saint Louis

■ Loss, 
 ■ Non-Conf, 
 ■ S Site, 
 ■ H Home 
 ■ A Away 
 N Neutral

Average RPI Win:	0	WON-LOST	WINNING	LAST 10	STRENGTH OF	OPP. STRENGTH	TEAM	ADJ.	CONF.	ADJ CONF.
Average RPI Loss:	210	RECORD	PCT. RANK	GAMES	SCHEDULE	OF SCHEDULE	RPI	RPI	RPI	RPI
DIV. I ONLY	0- 17	340	0- 10	242	329	341	341	21	21	
DIV. I NON-CONF.	0- 11	335	0- 6	164	332	332	332	22	22	
TOTALS	RPI 1-25	RPI 26-50	W-L RECORDS	RPI 51-100	RPI 101-150	RPI 150+				
0- 17	0- 0	0- 0	OVERALL	0- 1	0- 1	0- 15				
0- 10	0- 0	0- 0	HOME	0- 1	0- 0	0- 9				
0- 7	0- 0	0- 0	AWAY	0- 0	0- 1	0- 6				
0- 0	0- 0	0- 0	NEUTRAL	0- 0	0- 0	0- 0				
0- 11	0- 0	0- 0	NON-CONFERENCE	0- 1	0- 1	0- 9				
0- 6	0- 0	0- 0	HOME	0- 1	0- 0	0- 5				
0- 5	0- 0	0- 0	AWAY	0- 0	0- 1	0- 4				
0- 0	0- 0	0- 0	NEUTRAL	0- 0	0- 0	0- 0				
0- 6	0- 0	0- 0	CONFERENCE	0- 0	0- 0	0- 6				
0- 4	0- 0	0- 0	HOME	0- 0	0- 0	0- 4				
0- 2	0- 0	0- 0	AWAY	0- 0	0- 0	0- 2				
0- 0	0- 0	0- 0	NEUTRAL	0- 0	0- 0	0- 0				

RPI 1-25				RPI 26-50				RPI 51-100				RPI 101+				Team's RPI: 341	
RPI	S	Opponent	Score	RPI	S	Opponent	Score	RPI	S	Opponent	Score	RPI	S	Opponent	Score		
								89	H	Hampton	40	62	140	A	Sacred Heart	34	79
													161	A	La Salle	55	72
													169	H	Akron	57	103
													172	A	Stony Brook	41	63
													176	H	Bucknell	62	69
													184	A	Iona	62	93
													199	H	Lehigh	60	62
													207	H	Fairleigh Dickinson	50	55
													216	A	Loyola Maryland	47	56
													220	A	Navy	53	64
													251	H	Niagara	46	54
													252	H	Canisius	52	62
													254	A	Brown	48	82
													276	H	Siena	60	75
													295	H	NJIT	35	62
													308	H	Manhattan	66	73
LAST 12 Division I GAMES:																	
				184	A	Iona	62	93		161	A	La Salle	55	72			
				276	H	Siena	60	75		89	H	Hampton	40	62			
				252	H	Canisius	52	62		176	H	Bucknell	62	69			
				251	H	Niagara	46	54		172	A	Stony Brook	41	63			
				216	A	Loyola Maryland	47	56		295	H	NJIT	35	62			
				308	H	Manhattan	66	73		207	H	Fairleigh Dickinson	50	55			

Non-Div I Games:

Saint Peter's

Loss, Non-Conf, S Site, H Home A Away N Neutral

Average RPI Win:	234	WON-LOST	WINNING	LAST 10	STRENGTH OF	OPP. STRENGTH	TEAM	ADJ.	CONF.	ADJ CONF.
Average RPI Loss:	127	RECORD	PCT. RANK	GAMES	SCHEDULE	OF SCHEDULE	RPI	RPI	RPI	RPI
DIV. I ONLY	8- 9	180	7- 3	158	259	158	158	22	22	
DIV. I NON-CONF.	3- 8	275	2- 4	123	214	205	205	21	21	
TOTALS	RPI 1-25	RPI 26-50	W-L RECORDS	RPI 51-100	RPI 101-150	RPI 150+				
8- 9	0- 1	0- 1	OVERALL	0- 1	2- 3	6- 3				
4- 1	0- 0	0- 0	HOME	0- 0	0- 0	4- 1				
2- 7	0- 1	0- 1	AWAY	0- 1	1- 2	1- 2				
2- 1	0- 0	0- 0	NEUTRAL	0- 0	1- 1	1- 0				
3- 8	0- 1	0- 1	NON-CONFERENCE	0- 1	1- 3	2- 2				
0- 1	0- 0	0- 0	HOME	0- 0	0- 0	0- 1				
1- 6	0- 1	0- 1	AWAY	0- 1	0- 2	1- 1				
2- 1	0- 0	0- 0	NEUTRAL	0- 0	1- 1	1- 0				
5- 1	0- 0	0- 0	CONFERENCE	0- 0	1- 0	4- 1				
4- 0	0- 0	0- 0	HOME	0- 0	0- 0	4- 0				
1- 1	0- 0	0- 0	AWAY	0- 0	1- 0	0- 1				
0- 0	0- 0	0- 0	NEUTRAL	0- 0	0- 0	0- 0				

RPI 1-25				RPI 26-50				RPI 51-100				RPI 101+ Team's RPI: 158			
RPI	S	Opponent	Score	RPI	S	Opponent	Score	RPI	S	Opponent	Score	RPI	S	Opponent	Score
25	A	Delaware	31 63	49	A	Nebraska	72 85	58	A	UTEP	66 85	128	A	Lamar	59 57
												133	N	Albany (NY)	71 68
												140	N	Sacred Heart	62 66
												142	A	Long Beach St.	49 50
												144	A	TCU	60 67
												162	H	Oral Roberts	54 47
												163	A	South Ala.	61 71
												177	H	Central Ark.	64 48
												211	A	McNeese St.	58 62
												212	H	Texas Southern	57 62
												275	H	Northwestern St.	72 61
												324	N	Grambling	73 55
												332	H	A&M-Corpus Christi	65 46
												344	A	Houston Baptist	75 58
LAST 12 Division I GAMES:															
162	H	Oral Roberts	54 47	344	A	Houston Baptist	75 58	58	A	UTEP	66 85				
177	H	Central Ark.	64 48					142	A	Long Beach St.	49 50				
211	A	McNeese St.	58 62					133	N	Albany (NY)	71 68				
128	A	Lamar	59 57					144	A	TCU	60 67				
275	H	Northwestern St.	72 61					163	A	South Ala.	61 71				
332	H	A&M-Corpus Christi	65 46												

Non-Div I Games: Tex. A&M-Commerce 78 50

Sam Houston St.

Average RPI Win:	<b>292</b>	WON-LOST	WINNING	LAST 10	STRENGTH OF	OPP. STRENGTH	TEAM	ADJ.	CONF.	ADJ CONF.
Average RPI Loss:	<b>150</b>	RECORD	PCT. RANK	GAMES	SCHEDULE	OF SCHEDULE	RPI	RPI	RPI	RPI
DIV. I ONLY	<b>8- 8</b>	<b>164</b>	<b>4- 6</b>	<b>339</b>	<b>185</b>	<b>260</b>	<b>260</b>	<b>27</b>	<b>27</b>	
DIV. I NON-CONF.	<b>2- 6</b>	<b>288</b>	<b>0- 4</b>	<b>333</b>	<b>102</b>	<b>323</b>	<b>323</b>	<b>27</b>	<b>27</b>	
TOTALS	RPI 1-25	RPI 26-50	W-L RECORDS	RPI 51-100	RPI 101-150	RPI 150+				
8- 8	0- 1	0- 0	OVERALL	0- 2	0- 0	8- 5				
5- 1	0- 0	0- 0	HOME	0- 0	0- 0	5- 1				
3- 7	0- 1	0- 0	AWAY	0- 2	0- 0	3- 4				
0- 0	0- 0	0- 0	NEUTRAL	0- 0	0- 0	0- 0				
2- 6	0- 1	0- 0	NON-CONFERENCE	0- 1	0- 0	2- 4				
1- 1	0- 0	0- 0	HOME	0- 0	0- 0	1- 1				
1- 5	0- 1	0- 0	AWAY	0- 1	0- 0	1- 3				
0- 0	0- 0	0- 0	NEUTRAL	0- 0	0- 0	0- 0				
6- 2	0- 0	0- 0	CONFERENCE	0- 1	0- 0	6- 1				
4- 0	0- 0	0- 0	HOME	0- 0	0- 0	4- 0				
2- 2	0- 0	0- 0	AWAY	0- 1	0- 0	2- 1				
0- 0	0- 0	0- 0	NEUTRAL	0- 0	0- 0	0- 0				

RPI 1-25				RPI 26-50				RPI 51-100				RPI 101+ Team's RPI: 260			
RPI	S	Opponent	Score	RPI	S	Opponent	Score	RPI	S	Opponent	Score	RPI	S	Opponent	Score
16	A	Florida St.	42 <b>77</b>					68	A	Auburn	51 <b>80</b>	155	H	Col. of Charleston	56 47
								97	A	Davidson	51 <b>63</b>	159	A	Elon	41 <b>65</b>
												171	A	Clemson	51 <b>63</b>
												186	A	Tennessee Tech	56 <b>65</b>
												210	H	Tennessee St.	40 <b>57</b>
												224	H	Furman	65 33
												290	A	Oregon	61 <b>72</b>
												313	H	Wofford	52 46
												317	H	Ga. Southern	56 41
												325	A	UNC Greensboro	60 46
												327	H	Alabama St.	49 19
												333	A	Western Caro.	47 38
												338	A	Jacksonville St.	48 45
LAST 12 Division I GAMES:															
97	A	Davidson	51 <b>63</b>	68	A	Auburn	51 <b>80</b>	171	A	Clemson	51 <b>63</b>	290	A	Oregon	61 <b>72</b>
333	A	Western Caro.	47 38	186	A	Tennessee Tech	56 <b>65</b>	224	H	Furman	65 33	313	H	Wofford	52 46
317	H	Ga. Southern	56 41	290	A	Oregon	61 <b>72</b>								
155	H	Col. of Charleston	56 47												
325	A	UNC Greensboro	60 46												
159	A	Elon	41 <b>65</b>												

Non-Div I Games: Aub.-Montgomery 62 24

Samford

  Loss, 
  Non-Conf, 
  S Site, 
  H Home 
  A Away 
N Neutral

Average RPI Win:	191	WON-LOST	WINNING	LAST 10	STRENGTH OF	OPP. STRENGTH	TEAM	ADJ.	CONF.	ADJ CONF.
Average RPI Loss:	63	RECORD	PCT. RANK	GAMES	SCHEDULE	OF SCHEDULE	RPI	RPI	RPI	RPI
DIV. I ONLY	9- 7	133	5- 5	80	74	101	101	7	7	
DIV. I NON-CONF.	6- 4	123	2- 3	141	73	122	122	7	7	
TOTALS	RPI 1-25	RPI 26-50	W-L RECORDS	RPI 51-100	RPI 101-150	RPI 150+				
9- 7	0- 1	1- 3	OVERALL	1- 3	1- 0	6- 0				
5- 4	0- 1	0- 2	HOME	1- 1	1- 0	3- 0				
3- 3	0- 0	1- 1	AWAY	0- 2	0- 0	2- 0				
1- 0	0- 0	0- 0	NEUTRAL	0- 0	0- 0	1- 0				
6- 4	0- 1	0- 1	NON-CONFERENCE	1- 2	1- 0	4- 0				
4- 2	0- 1	0- 1	HOME	1- 0	1- 0	2- 0				
1- 2	0- 0	0- 0	AWAY	0- 2	0- 0	1- 0				
1- 0	0- 0	0- 0	NEUTRAL	0- 0	0- 0	1- 0				
3- 3	0- 0	1- 2	CONFERENCE	0- 1	0- 0	2- 0				
1- 2	0- 0	0- 1	HOME	0- 1	0- 0	1- 0				
2- 1	0- 0	1- 1	AWAY	0- 0	0- 0	1- 0				
0- 0	0- 0	0- 0	NEUTRAL	0- 0	0- 0	0- 0				

RPI	S	Opponent	Score	RPI	S	Opponent	Score	RPI	S	Opponent	Score	RPI	S	Opponent	Score	Team's RPI: 101
21	H	Iowa	73 83	46	A	St. Mary's (CA)	73 70	52	H	Central Mich.	78 72	142	H	Long Beach St.	67 49	
				47	H	San Diego St.	54 58	87	H	BYU	54 57	195	H	Loyola Marymount	88 78	
				50	A	Gonzaga	57 77	91	A	Arizona St.	39 72	217	H	Northern Colo.	78 44	
				50	H	Gonzaga	50 62	96	A	Cal Poly	50 69	226	A	Portland	69 63	
												241	N	Boise St.	77 70	
												268	H	San Jose St.	91 52	
												336	A	Air Force	74 43	
LAST 12 Division I GAMES:																
50	H	Gonzaga	50 62	21	H	Iowa	73 83									
46	A	St. Mary's (CA)	73 70	52	H	Central Mich.	78 72									
195	H	Loyola Marymount	88 78	142	H	Long Beach St.	67 49									
87	H	BYU	54 57	91	A	Arizona St.	39 72									
226	A	Portland	69 63	47	H	San Diego St.	54 58									
50	A	Gonzaga	57 77	336	A	Air Force	74 43									

Non-Div I Games: Point Loma 81 56 Cal St. San Marcos 69 44

San Diego

Loss, Non-Conf, S Site, H Home A Away N Neutral



## San Diego St.

## Through Games Of Sunday, January 20, 2013

Average RPI Win:	165	WON-LOST	WINNING	LAST 10	STRENGTH OF	OPP. STRENGTH	TEAM	ADJ.	CONF.	ADJ CONF.
Average RPI Loss:	46	RECORD	PCT. RANK	GAMES	SCHEDULE	OF SCHEDULE	RPI	RPI	RPI	RPI
DIV. I ONLY	10- 5	75	7- 2	43	93	47	47	15	15	
DIV. I NON-CONF.	7- 4	103	5- 2	20	54	33	33	15	15	
TOTALS	RPI 1-25	RPI 26-50	W-L RECORDS	RPI 51-100	RPI 101-150	RPI 150+				
10- 5	0- 1	0- 2	OVERALL	4- 2	2- 0	4- 0				
5- 2	0- 0	0- 1	HOME	2- 1	1- 0	2- 0				
4- 3	0- 1	0- 1	AWAY	1- 1	1- 0	2- 0				
1- 0	0- 0	0- 0	NEUTRAL	1- 0	0- 0	0- 0				
7- 4	0- 1	0- 2	NON-CONFERENCE	3- 1	2- 0	2- 0				
4- 1	0- 0	0- 1	HOME	1- 0	1- 0	2- 0				
2- 3	0- 1	0- 1	AWAY	1- 1	1- 0	0- 0				
1- 0	0- 0	0- 0	NEUTRAL	1- 0	0- 0	0- 0				
3- 1	0- 0	0- 0	CONFERENCE	1- 1	0- 0	2- 0				
1- 1	0- 0	0- 0	HOME	1- 1	0- 0	0- 0				
2- 0	0- 0	0- 0	AWAY	0- 0	0- 0	2- 0				
0- 0	0- 0	0- 0	NEUTRAL	0- 0	0- 0	0- 0				

RPI 1-25				RPI 26-50				Team's RPI: 47				RPI 51-100				RPI 101+			
RPI	S	Opponent	Score	RPI	S	Opponent	Score	RPI	S	Opponent	Score	RPI	S	Opponent	Score	RPI	S	Opponent	Score
15	A	UCLA	52 66	29	A	Colorado	53 67	60	H	Wyoming	66 43	101	A	San Diego	58 54				
				34	H	Oklahoma St.	72 80	63	A	Washington	58 59	109	H	Southern California	80 46				
								68	N	Auburn	78 57	261	A	Colorado St.	48 44				
								80	H	SMU	88 72	277	A	UNLV	74 60				
								90	H	Fresno St.	72 80	293	H	UC Irvine	63 53				
								96	A	Cal Poly	73 56	303	H	Savannah St.	72 51				
LAST 12 Division I GAMES:																			
60	H	Wyoming	66 43	80	H	SMU	88 72												
277	A	UNLV	74 60	96	A	Cal Poly	73 56												
261	A	Colorado St.	48 44	101	A	San Diego	58 54												
90	H	Fresno St.	72 80	63	A	Washington	58 59												
303	H	Savannah St.	72 51	109	H	Southern California	80 46												
34	H	Oklahoma St.	72 80	29	A	Colorado	53 67												

Non-Div I Games: Cal St. Dom. Hills 66 30 Fresno Pacific 90 41

San Diego St.

Loss, Non-Conf, S Site, H Home A Away N Neutral

## San Francisco

Average RPI Win: 207

WON-LOST

WINNING

LAST 10

## Through Games Of Sunday, January 20, 2013

Average RPI Loss: 117

RECORD

PCT. RANK

GAMES

STRENGTH OF  
SCHEDULEOPP. STRENGTH  
OF SCHEDULETEAM  
RPIADJ.  
RPICONF.  
RPIADJ CONF.  
RPI

DIV. I ONLY

7- 11

226

3- 7

102

144

178

178

7

7

DIV. I NON-CONF.

6- 6

161

2- 3

94

219

127

127

7

7

TOTALS

RPI 1-25

RPI 26-50

W-L RECORDS

RPI 51-100

RPI 101-150

RPI 150+

7- 11

0- 1

0- 1

OVERALL

1- 5

0- 1

6- 3

5- 3

0- 0

0- 1

HOME

0- 2

0- 0

5- 0

2- 8

0- 0

0- 0

AWAY

1- 1

0- 0

1- 0

0- 0

0- 0

0- 0

NEUTRAL

0- 0

0- 0

0- 0

6- 6

0- 1

0- 0

NON-CONFERENCE

1- 3

0- 1

5- 1

4- 2

0- 0

0- 0

HOME

0- 2

0- 0

4- 0

2- 4

0- 1

0- 0

AWAY

1- 1

0- 1

1- 1

0- 0

0- 0

0- 0

NEUTRAL

0- 0

0- 0

0- 0

1- 5

0- 0

0- 1

CONFERENCE

0- 2

0- 0

1- 2

1- 1

0- 0

0- 1

HOME

0- 0

0- 0

1- 0

0- 4

0- 0

0- 0

AWAY

0- 2

0- 0

0- 2

0- 0

0- 0

0- 0

NEUTRAL

0- 0

0- 0

0- 0

RPI 1-25

RPI 26-50

RPI 51-100

RPI 101+

Team's RPI: 178

RPI	S	Opponent	Score
23	A	Pacific	59 75

RPI	S	Opponent	Score
46	H	St. Mary's (CA)	48 68

RPI	S	Opponent	Score
62	A	Cal St. Northridge	33 77
83	A	Santa Clara	48 61
87	A	BYU	58 80
90	H	Fresno St.	63 72
92	H	Fordham	48 55
96	A	Cal Poly	71 67

RPI	S	Opponent	Score
149	A	Sacramento St.	60 68
160	H	Hawaii	65 52
194	H	UC Davis	72 65
195	A	Loyola Marymount	50 65
206	A	Pepperdine	67 71
226	H	Portland	88 81
241	H	Boise St.	75 61
258	A	Cal St. Fullerton	55 60
262	A	UTSA	61 60
268	H	San Jose St.	92 64

## LAST 12 Division I GAMES:

83	A	Santa Clara	48 61	23	A	Pacific	59 75
195	A	Loyola Marymount	50 65	90	H	Fresno St.	63 72
226	H	Portland	88 81	96	A	Cal Poly	71 67
206	A	Pepperdine	67 71	268	H	San Jose St.	92 64
87	A	BYU	58 80	62	A	Cal St. Northridge	33 77
46	H	St. Mary's (CA)	48 68	262	A	UTSA	61 60

Non-Div I Games: Notre Dame de Namur93 43

San Francisco

Loss, Non-Conf, S Site, H Home A Away N Neutral

Average RPI Win:	215	WON-LOST	WINNING	LAST 10	STRENGTH OF	OPP. STRENGTH	TEAM	ADJ.	CONF.	ADJ CONF.
Average RPI Loss:	167	RECORD	PCT. RANK	GAMES	SCHEDULE	OF SCHEDULE	RPI	RPI	RPI	RPI
DIV. I ONLY	6- 11	246	4- 6	171	246	268	268	24	24	
DIV. I NON-CONF.	2- 8	303	0- 5	148	200	291	291	24	24	
TOTALS	RPI 1-25	RPI 26-50	W-L RECORDS	RPI 51-100	RPI 101-150	RPI 150+				
6- 11	0- 1	0- 0	OVERALL	1- 1	0- 2	5- 7				
6- 4	0- 1	0- 0	HOME	1- 1	0- 0	5- 2				
0- 7	0- 0	0- 0	AWAY	0- 0	0- 2	0- 5				
0- 0	0- 0	0- 0	NEUTRAL	0- 0	0- 0	0- 0				
2- 8	0- 1	0- 0	NON-CONFERENCE	1- 1	0- 2	1- 4				
2- 3	0- 1	0- 0	HOME	1- 1	0- 0	1- 1				
0- 5	0- 0	0- 0	AWAY	0- 0	0- 2	0- 3				
0- 0	0- 0	0- 0	NEUTRAL	0- 0	0- 0	0- 0				
4- 3	0- 0	0- 0	CONFERENCE	0- 0	0- 0	4- 3				
4- 1	0- 0	0- 0	HOME	0- 0	0- 0	4- 1				
0- 2	0- 0	0- 0	AWAY	0- 0	0- 0	0- 2				
0- 0	0- 0	0- 0	NEUTRAL	0- 0	0- 0	0- 0				

RPI 1-25				RPI 26-50				RPI 51-100				RPI 101+				Team's RPI: 268
RPI	S	Opponent	Score	RPI	S	Opponent	Score	RPI	S	Opponent	Score	RPI	S	Opponent	Score	
23	H	Pacific	60 74					62	H	Cal St. Northridge	73 63	101	A	San Diego	52 91	
								83	H	Santa Clara	47 62	145	A	Eastern Ill.	67 88	
												168	A	Evansville	65 74	
												173	A	Seattle	60 72	
												178	A	San Francisco	64 92	
												204	A	Idaho	65 82	
												213	H	New Mexico St.	51 50	
												218	H	Utah St.	103 80	
												232	H	Denver	68 67	
												238	H	Southern Utah	82 93	
												256	H	Texas St.	98 96	
												258	A	Cal St. Fullerton	59 60	
												262	H	UTSA	54 57	
												309	H	Utah Valley	81 72	
LAST 12 Division I GAMES:																
213	H	New Mexico St.	51 50	256	H	Texas St.	98 96									
232	H	Denver	68 67	258	A	Cal St. Fullerton	59 60									
218	H	Utah St.	103 80	178	A	San Francisco	64 92									
173	A	Seattle	60 72	83	H	Santa Clara	47 62									
204	A	Idaho	65 82	238	H	Southern Utah	82 93									
262	H	UTSA	54 57	23	H	Pacific	60 74									

Non-Div I Games: San Fran. St. 70 51

San Jose St.

Santa Clara

Through Games Of Sunday, January 20, 2013

Average RPI Win:	220	WON-LOST	WINNING	LAST 10	STRENGTH OF	OPP. STRENGTH	TEAM	ADJ.	CONF.	ADJ CONF.
Average RPI Loss:	62	RECORD	PCT. RANK	GAMES	SCHEDULE	OF SCHEDULE	RPI	RPI	RPI	RPI
DIV. I ONLY	12- 6	75	8- 2	143	102	83	83	7	7	
DIV. I NON-CONF.	8- 5	112	5- 2	121	123	94	94	7	7	
TOTALS	RPI 1-25	RPI 26-50	W-L RECORDS	RPI 51-100	RPI 101-150	RPI 150+				
12- 6	0- 2	0- 2	OVERALL	1- 1	1- 0	10- 1				
6- 2	0- 1	0- 0	HOME	1- 1	0- 0	5- 0				
5- 3	0- 0	0- 0	AWAY	0- 0	1- 0	4- 1				
1- 1	0- 0	0- 1	NEUTRAL	0- 0	0- 0	1- 0				
8- 5	0- 2	0- 1	NON-CONFERENCE	1- 1	1- 0	6- 1				
4- 2	0- 1	0- 0	HOME	1- 1	0- 0	3- 0				
3- 2	0- 1	0- 0	AWAY	0- 0	1- 0	2- 1				
1- 1	0- 0	0- 1	NEUTRAL	0- 0	0- 0	1- 0				
4- 1	0- 0	0- 1	CONFERENCE	0- 0	0- 0	4- 0				
2- 0	0- 0	0- 0	HOME	0- 0	0- 0	2- 0				
2- 1	0- 0	0- 1	AWAY	0- 0	0- 0	2- 0				
0- 0	0- 0	0- 0	NEUTRAL	0- 0	0- 0	0- 0				

RPI 1-25				RPI 26-50				RPI 51-100				Team's RPI: 83		RPI 101+			
RPI	S	Opponent	Score	RPI	S	Opponent	Score	RPI	S	Opponent	Score			RPI	S	Opponent	Score
1	H	Stanford	57 92	39	N	Toledo	48 73	62	H	Cal St. Northridge	67 70			142	A	Long Beach St.	68 67
23	A	Pacific	45 72	50	A	Gonzaga	50 79	90	H	Fresno St.	58 53			166	N	Cleveland St.	82 71
														178	H	San Francisco	61 48
														194	A	UC Davis	59 70
														195	H	Loyola Marymount	58 54
														206	A	Pepperdine	38 36
														226	A	Portland	59 58
														268	A	San Jose St.	62 47
														277	H	UNLV	70 64
														289	A	CSU Bakersfield	77 56
														293	H	UC Irvine	77 54
														309	H	Utah Valley	80 67
LAST 12 Division I GAMES:																	
178	H	San Francisco	61 48	90	H	Fresno St.	58 53										
206	A	Pepperdine	38 36	289	A	CSU Bakersfield	77 56										
195	H	Loyola Marymount	58 54	194	A	UC Davis	59 70										
50	A	Gonzaga	50 79	268	A	San Jose St.	62 47										
226	A	Portland	59 58	142	A	Long Beach St.	68 67										
277	H	UNLV	70 64	62	H	Cal St. Northridge	67 70										

Non-Div I Games:

Santa Clara

Loss, Non-Conf, S Site, H Home A Away N Neutral

Average RPI Win:	313	WON-LOST	WINNING	LAST 10	STRENGTH OF	OPP. STRENGTH	TEAM	ADJ.	CONF.	ADJ CONF.
Average RPI Loss:	155	RECORD	PCT. RANK	GAMES	SCHEDULE	OF SCHEDULE	RPI	RPI	RPI	RPI
DIV. I ONLY	3- 12	311	2- 7	188	165	303	303	30	30	
DIV. I NON-CONF.	2- 8	303	2- 4	76	111	232	232	30	30	
TOTALS	RPI 1-25	RPI 26-50	W-L RECORDS	RPI 51-100	RPI 101-150	RPI 150+				
3- 12	0- 2	0- 3	OVERALL	0- 1	0- 0	3- 6				
3- 2	0- 0	0- 0	HOME	0- 1	0- 0	3- 1				
0- 9	0- 2	0- 2	AWAY	0- 0	0- 0	0- 5				
0- 1	0- 0	0- 1	NEUTRAL	0- 0	0- 0	0- 0				
2- 8	0- 2	0- 3	NON-CONFERENCE	0- 0	0- 0	2- 3				
2- 0	0- 0	0- 0	HOME	0- 0	0- 0	2- 0				
0- 7	0- 2	0- 2	AWAY	0- 0	0- 0	0- 3				
0- 1	0- 0	0- 1	NEUTRAL	0- 0	0- 0	0- 0				
1- 4	0- 0	0- 0	CONFERENCE	0- 1	0- 0	1- 3				
1- 2	0- 0	0- 0	HOME	0- 1	0- 0	1- 1				
0- 2	0- 0	0- 0	AWAY	0- 0	0- 0	0- 2				
0- 0	0- 0	0- 0	NEUTRAL	0- 0	0- 0	0- 0				

RPI 1-25				RPI 26-50				RPI 51-100				RPI 101+ Team's RPI: 303			
RPI	S	Opponent	Score	RPI	S	Opponent	Score	RPI	S	Opponent	Score	RPI	S	Opponent	Score
17	A	South Carolina	47 78	44	N	Saint Joseph's	41 88	89	H	Hampton	40 70	197	A	Southern Miss.	38 51
24	A	Georgia	57 94	47	A	San Diego St.	51 72					233	A	Mississippi St.	55 70
				48	A	Florida	38 88					269	H	Florida A&M	49 59
												272	H	North Florida	49 40
												283	A	Coppin St.	53 57
												300	A	Morgan St.	50 68
												304	A	Jacksonville	60 72
												327	H	Alabama St.	60 48
												340	H	Norfolk St.	62 55
LAST 12 Division I GAMES:															
269	H	Florida A&M	49 59	327	H	Alabama St.	60 48								
300	A	Morgan St.	50 68	304	A	Jacksonville	60 72								
283	A	Coppin St.	53 57	272	H	North Florida	49 40								
47	A	San Diego St.	51 72	89	H	Hampton	40 70								
44	N	Saint Joseph's	41 88	340	H	Norfolk St.	62 55								
48	A	Florida	38 88	233	A	Mississippi St.	55 70								

Non-Div I Games: Trinity Baptist 66 41 Talladega 58 56 Columbia (SC) 89 55

Savannah St.

Loss, Non-Conf, S Site, H Home A Away N Neutral

S  
e  
a  
t  
t  
l  
e

Seattle				Through Games Of Sunday, January 20, 2013						
Average RPI Win:	214	WON-LOST	WINNING	LAST 10	STRENGTH OF	OPP. STRENGTH	TEAM	ADJ.	CONF.	ADJ CONF.
Average RPI Loss:	156	RECORD	PCT. RANK	GAMES	SCHEDULE	OF SCHEDULE	RPI	RPI	RPI	RPI
DIV. I ONLY		10- 6	98	8- 2	263	157	173	173	24	24
DIV. I NON-CONF.		3- 6	241	2- 3	221	150	289	289	24	24
<hr/>										
TOTALS	RPI 1-25	RPI 26-50		W-L RECORDS		RPI 51-100	RPI 101-150		RPI 150+	
10- 6	0- 1	0- 0		OVERALL		0- 2	1- 0		9- 3	
7- 3	0- 1	0- 0		HOME		0- 1	1- 0		6- 1	
3- 3	0- 0	0- 0		AWAY		0- 1	0- 0		3- 2	
0- 0	0- 0	0- 0		NEUTRAL		0- 0	0- 0		0- 0	
<hr/>										
3- 6	0- 1	0- 0		NON-CONFERENCE		0- 2	1- 0		2- 3	
3- 3	0- 1	0- 0		HOME		0- 1	1- 0		2- 1	
0- 3	0- 0	0- 0		AWAY		0- 1	0- 0		0- 2	
0- 0	0- 0	0- 0		NEUTRAL		0- 0	0- 0		0- 0	
<hr/>										
7- 0	0- 0	0- 0		CONFERENCE		0- 0	0- 0		7- 0	
4- 0	0- 0	0- 0		HOME		0- 0	0- 0		4- 0	
3- 0	0- 0	0- 0		AWAY		0- 0	0- 0		3- 0	
0- 0	0- 0	0- 0		NEUTRAL		0- 0	0- 0		0- 0	

RPI 1-25				RPI 26-50				RPI 51-100				RPI 101+ Team's RPI: 173			
RPI	S	Opponent	Score	RPI	S	Opponent	Score	RPI	S	Opponent	Score	RPI	S	Opponent	Score
23	H	Pacific	70 71					63	H	Washington	75 77	140	H	Sacred Heart	74 70
								87	A	BYU	62 70	156	H	Louisiana Tech	64 47
												191	H	Portland St.	72 59
												204	A	Idaho	76 71
												206	A	Pepperdine	64 70
												213	A	New Mexico St.	60 54
												218	H	Utah St.	71 68
												226	H	Portland	63 61
												232	A	Denver	69 66
												261	A	Colorado St.	55 58
												268	H	San Jose St.	72 60
												293	H	UC Irvine	60 61
												294	H	Texas-Arlington	69 53
LAST 12 Division I GAMES:															
156	H	Louisiana Tech	64 47	204	A	Idaho	76 71								
294	H	Texas-Arlington	69 53	87	A	BYU	62 70								
232	A	Denver	69 66	206	A	Pepperdine	64 70								
213	A	New Mexico St.	60 54	191	H	Portland St.	72 59								
268	H	San Jose St.	72 60	293	H	UC Irvine	60 61								
218	H	Utah St.	71 68	140	H	Sacred Heart	74 70								

Non-Div I Games:

Seattle

S  
e  
a  
t  
t  
l  
e

Average RPI Win: <b>262</b>	WON-LOST	WINNING	LAST 10	STRENGTH OF	OPP. STRENGTH	TEAM	ADJ.	CONF.	ADJ CONF.
Average RPI Loss: <b>92</b>	RECORD	PCT. RANK	GAMES	SCHEDULE	OF SCHEDULE	RPI	RPI	RPI	RPI
DIV. I ONLY	7- 11	226	4- 6	149	131	234	234	5	5
DIV. I NON-CONF.	5- 8	222	3- 4	190	234	269	269	4	4
TOTALS	RPI 1-25	RPI 26-50	W-L RECORDS	RPI 51-100	RPI 101-150	RPI 150+			
7- 11	0- 2	0- 1	OVERALL	0- 3	0- 3	7- 2			
6- 4	0- 1	0- 0	HOME	0- 1	0- 1	6- 1			
1- 5	0- 1	0- 1	AWAY	0- 1	0- 2	1- 0			
0- 2	0- 0	0- 0	NEUTRAL	0- 1	0- 0	0- 1			
5- 8	0- 2	0- 0	NON-CONFERENCE	0- 1	0- 3	5- 2			
5- 3	0- 1	0- 0	HOME	0- 0	0- 1	5- 1			
0- 3	0- 1	0- 0	AWAY	0- 0	0- 2	0- 0			
0- 2	0- 0	0- 0	NEUTRAL	0- 1	0- 0	0- 1			
2- 3	0- 0	0- 1	CONFERENCE	0- 2	0- 0	2- 0			
1- 1	0- 0	0- 0	HOME	0- 1	0- 0	1- 0			
1- 2	0- 0	0- 1	AWAY	0- 1	0- 0	1- 0			
0- 0	0- 0	0- 0	NEUTRAL	0- 0	0- 0	0- 0			

RPI 1-25				RPI 26-50				RPI 51-100				RPI 101+ Team's RPI: 234			
RPI	S	Opponent	Score	RPI	S	Opponent	Score	RPI	S	Opponent	Score	RPI	S	Opponent	Score
17	H	South Carolina	42 <b>55</b>	35	A	Georgetown	50 <b>70</b>	55	A	St. John's (NY)	46 <b>72</b>	103	A	Temple	38 <b>54</b>
22	A	Michigan	29 <b>72</b>					57	H	Marquette	53 <b>56</b>	114	A	Wake Forest	63 <b>64</b>
								60	N	Wyoming	45 <b>55</b>	126	H	Memphis	58 <b>65</b>
												187	A	Cincinnati	64 56
												190	H	Mt. St. Mary's	64 <b>74</b>
												193	H	Pittsburgh	69 56
												227	H	Lafayette	60 54
												235	N	South Dakota	55 <b>71</b>
												276	H	Siena	57 48
												295	H	NJIT	69 66
												313	H	Wofford	57 53
												345	H	New Orleans	82 35
LAST 12 Division I GAMES:															
35	A	Georgetown	50 <b>70</b>	126	H	Memphis	58 <b>65</b>	345	H	New Orleans	82 35	190	H	Mt. St. Mary's	64 <b>74</b>
57	H	Marquette	53 <b>56</b>	114	A	Wake Forest	63 <b>64</b>	17	H	South Carolina	42 <b>55</b>	276	H	Siena	57 48
55	A	St. John's (NY)	46 <b>72</b>												
187	A	Cincinnati	64 56												
193	H	Pittsburgh	69 56												
313	H	Wofford	57 53												

Non-Div I Games:

Seton Hall

  Loss, 
  Non-Conf, 
S Site, 
  Home 
  Away 
N Neutral

Average RPI Win: <b>284</b>	WON-LOST	WINNING	LAST 10	STRENGTH OF	OPP. STRENGTH	TEAM	ADJ.	CONF.	ADJ CONF.
Average RPI Loss: <b>178</b>	RECORD	PCT. RANK	GAMES	SCHEDULE	OF SCHEDULE	RPI	RPI	RPI	RPI
DIV. I ONLY	7- 10	207	5- 5	315	260	276	276	21	21
DIV. I NON-CONF.	4- 7	230	2- 4	272	249	267	267	22	22
TOTALS	RPI 1-25	RPI 26-50	W-L RECORDS	RPI 51-100	RPI 101-150	RPI 150+			
7- 10	0- 1	0- 0	OVERALL	0- 0	0- 3	7- 6			
4- 4	0- 1	0- 0	HOME	0- 0	0- 2	4- 1			
3- 6	0- 0	0- 0	AWAY	0- 0	0- 1	3- 5			
0- 0	0- 0	0- 0	NEUTRAL	0- 0	0- 0	0- 0			
4- 7	0- 1	0- 0	NON-CONFERENCE	0- 0	0- 2	4- 4			
2- 3	0- 1	0- 0	HOME	0- 0	0- 1	2- 1			
2- 4	0- 0	0- 0	AWAY	0- 0	0- 1	2- 3			
0- 0	0- 0	0- 0	NEUTRAL	0- 0	0- 0	0- 0			
3- 3	0- 0	0- 0	CONFERENCE	0- 0	0- 1	3- 2			
2- 1	0- 0	0- 0	HOME	0- 0	0- 1	2- 0			
1- 2	0- 0	0- 0	AWAY	0- 0	0- 0	1- 2			
0- 0	0- 0	0- 0	NEUTRAL	0- 0	0- 0	0- 0			

RPI 1-25				RPI 26-50				RPI 51-100				RPI 101+ Team's RPI: 276			
RPI	S	Opponent	Score	RPI	S	Opponent	Score	RPI	S	Opponent	Score	RPI	S	Opponent	Score
12	H	Dayton	53 <b>91</b>									104	H	Fairfield	59 <b>66</b>
												133	H	Albany (NY)	48 <b>65</b>
												140	A	Sacred Heart	60 <b>61</b>
												174	H	N.C. A&T	47 <b>49</b>
												193	A	Pittsburgh	50 <b>75</b>
												207	H	Fairleigh Dickinson	76 56
												216	H	Loyola Maryland	62 52
												234	A	Seton Hall	48 <b>57</b>
												251	A	Niagara	62 <b>70</b>
												252	A	Canisius	62 <b>65</b>
												282	A	Massachusetts	57 51
												285	A	Rhode Island	39 <b>47</b>
												306	A	Binghamton	62 44
												308	H	Manhattan	62 55
												329	H	Maine	53 50
												341	A	Saint Peter's	75 60
LAST 12 Division I GAMES:															
216	H	Loyola Maryland	62 52	140	A	Sacred Heart	60 <b>61</b>								
341	A	Saint Peter's	75 60	282	A	Massachusetts	57 51								
308	H	Manhattan	62 55	12	H	Dayton	53 <b>91</b>								
104	H	Fairfield	59 <b>66</b>	329	H	Maine	53 50								
251	A	Niagara	62 <b>70</b>	133	H	Albany (NY)	48 <b>65</b>								
252	A	Canisius	62 <b>65</b>	234	A	Seton Hall	48 <b>57</b>								

Non-Div I Games:

Siena

■ Loss, 
 ■ Non-Conf, 
 ■ S Site, 
 ■ H Home 
 ■ A Away 
 N Neutral



Average RPI Win:	218	WON-LOST	WINNING	LAST 10	STRENGTH OF	OPP. STRENGTH	TEAM	ADJ.	CONF.	ADJ CONF.
Average RPI Loss:	121	RECORD	PCT. RANK	GAMES	SCHEDULE	OF SCHEDULE	RPI	RPI	RPI	RPI
DIV. I ONLY	10- 7	117	5- 4	295	130	163	163	13	13	
DIV. I NON-CONF.	6- 2	55	1- 1	301	201	109	109	13	13	
TOTALS	RPI 1-25	RPI 26-50	W-L RECORDS	RPI 51-100	RPI 101-150	RPI 150+				
10- 7	0- 0	0- 0	OVERALL	0- 2	2- 2	8- 3				
5- 2	0- 0	0- 0	HOME	0- 1	1- 1	4- 0				
4- 5	0- 0	0- 0	AWAY	0- 1	0- 1	4- 3				
1- 0	0- 0	0- 0	NEUTRAL	0- 0	1- 0	0- 0				
6- 2	0- 0	0- 0	NON-CONFERENCE	0- 1	1- 0	5- 1				
3- 0	0- 0	0- 0	HOME	0- 0	0- 0	3- 0				
2- 2	0- 0	0- 0	AWAY	0- 1	0- 0	2- 1				
1- 0	0- 0	0- 0	NEUTRAL	0- 0	1- 0	0- 0				
4- 5	0- 0	0- 0	CONFERENCE	0- 1	1- 2	3- 2				
2- 2	0- 0	0- 0	HOME	0- 1	1- 1	1- 0				
2- 3	0- 0	0- 0	AWAY	0- 0	0- 1	2- 2				
0- 0	0- 0	0- 0	NEUTRAL	0- 0	0- 0	0- 0				

RPI S	Opponent	Score	RPI S	Opponent	Score	RPI S	Opponent	Score	RPI S	Opponent	Score	Team's RPI: 163
						54	H Middle Tenn.	39 60	112	N Detroit	59 56	
						62	A Cal St. Northridge	40 47	123	H UALR	40 49	
									125	A FIU	49 63	
									139	H Arkansas St.	53 47	
									151	A Fla. Atlantic	56 67	
									158	H Sam Houston St.	71 61	
									164	A UCF	54 55	
									165	A North Texas	47 67	
									197	H Southern Miss.	69 67	
									210	H Tennessee St.	59 43	
									231	A La.-Lafayette	53 43	
									253	A La.-Monroe	55 45	
									253	H La.-Monroe	61 51	
									280	A Southern U.	63 41	
									344	A Houston Baptist	83 53	
LAST 12 Division I GAMES:												
253	H	La.-Monroe	61	51	123	H	UALR	40	49			
165	A	North Texas	47	67	164	A	UCF	54	55			
231	A	La.-Lafayette	53	43	158	H	Sam Houston St.	71	61			
54	H	Middle Tenn.	39	60	125	A	FIU	49	63			
253	A	La.-Monroe	55	45	151	A	Fla. Atlantic	56	67			
139	H	Arkansas St.	53	47	112	N	Detroit	59	56			

Non-Div I Games: Spring Hill 86 52

South Ala.

# South Carolina

# Through Games Of Sunday, January 20, 2013

Average RPI Win:	148	WON-LOST	WINNING	LAST 10	STRENGTH OF	OPP. STRENGTH	TEAM	ADJ.	CONF.	ADJ CONF.
Average RPI Loss:	10	RECORD	PCT. RANK	GAMES	SCHEDULE	OF SCHEDULE	RPI	RPI	RPI	RPI
DIV. I ONLY	16- 3	21	7- 3	26	48	17	17	4	4	
DIV. I NON-CONF.	12- 1	5	5- 1	66	92	18	18	6	6	
TOTALS	RPI 1-25	RPI 26-50	W-L RECORDS	RPI 51-100	RPI 101-150	RPI 150+				
16- 3	0- 3	3- 0	OVERALL	4- 0	1- 0	8- 0				
9- 2	0- 2	1- 0	HOME	2- 0	1- 0	5- 0				
4- 1	0- 1	1- 0	AWAY	0- 0	0- 0	3- 0				
3- 0	0- 0	1- 0	NEUTRAL	2- 0	0- 0	0- 0				
12- 1	0- 1	1- 0	NON-CONFERENCE	3- 0	1- 0	7- 0				
7- 1	0- 1	0- 0	HOME	1- 0	1- 0	5- 0				
2- 0	0- 0	0- 0	AWAY	0- 0	0- 0	2- 0				
3- 0	0- 0	1- 0	NEUTRAL	2- 0	0- 0	0- 0				
4- 2	0- 2	2- 0	CONFERENCE	1- 0	0- 0	1- 0				
2- 1	0- 1	1- 0	HOME	1- 0	0- 0	0- 0				
2- 1	0- 1	1- 0	AWAY	0- 0	0- 0	1- 0				
0- 0	0- 0	0- 0	NEUTRAL	0- 0	0- 0	0- 0				

RPI 1-25				Team's RPI: 17				RPI 26-50				RPI 51-100				RPI 101+			
RPI	S	Opponent	Score		RPI	S	Opponent	Score		RPI	S	Opponent	Score		RPI	S	Opponent	Score	
1	H	Stanford	49	53	27	N	DePaul	55	46	65	N	FGCU	65	46	129	H	South Carolina St.	65	45
5	H	Tennessee	53	73	30	H	Vanderbilt	64	48	71	H	LSU	66	59	156	A	Louisiana Tech	82	58
24	A	Georgia	40	42	48	A	Florida	52	44	89	N	Hampton	45	34	159	H	Elon	77	44
										98	H	Drexel	58	55	171	H	Clemson	64	43
															224	H	Furman	69	35
															233	A	Mississippi St.	60	46
															234	A	Seton Hall	55	42
															303	H	Savannah St.	78	47
															333	H	Western Caro.	66	44
LAST 12 Division I GAMES:																			
48	A	Florida	52	44	333	H	Western Caro.	66	44	1	H	Stanford	49	53					
71	H	LSU	66	59	129	H	South Carolina St.	65	45	224	H	Furman	69	35					
24	A	Georgia	40	42	234	A	Seton Hall	55	42	98	H	Drexel	58	55					
30	H	Vanderbilt	64	48															
233	A	Mississippi St.	60	46															
5	H	Tennessee	53	73															

Non-Div I Games:

South Carolina

Loss, Non-Conf, S Site, H Home A Away N Neutral

Average RPI Win:	270	WON-LOST	WINNING	LAST 10	STRENGTH OF	OPP. STRENGTH	TEAM	ADJ.	CONF.	ADJ CONF.
Average RPI Loss:	109	RECORD	PCT. RANK	GAMES	SCHEDULE	OF SCHEDULE	RPI	RPI	RPI	RPI
DIV. I ONLY	9- 5	95	7- 3	236	279	129	129	30	30	
DIV. I NON-CONF.	6- 3	84	5- 2	136	211	65	65	30	30	
TOTALS	RPI 1-25	RPI 26-50	W-L RECORDS	RPI 51-100	RPI 101-150	RPI 150+				
9- 5	0- 2	0- 0	OVERALL	0- 1	0- 1	9- 1				
5- 1	0- 0	0- 0	HOME	0- 1	0- 0	5- 0				
4- 4	0- 2	0- 0	AWAY	0- 0	0- 1	4- 1				
0- 0	0- 0	0- 0	NEUTRAL	0- 0	0- 0	0- 0				
6- 3	0- 2	0- 0	NON-CONFERENCE	0- 0	0- 1	6- 0				
3- 0	0- 0	0- 0	HOME	0- 0	0- 0	3- 0				
3- 3	0- 2	0- 0	AWAY	0- 0	0- 1	3- 0				
0- 0	0- 0	0- 0	NEUTRAL	0- 0	0- 0	0- 0				
3- 2	0- 0	0- 0	CONFERENCE	0- 1	0- 0	3- 1				
2- 1	0- 0	0- 0	HOME	0- 1	0- 0	2- 0				
1- 1	0- 0	0- 0	AWAY	0- 0	0- 0	1- 1				
0- 0	0- 0	0- 0	NEUTRAL	0- 0	0- 0	0- 0				

RPI 1-25				RPI 26-50				RPI 51-100				RPI 101+ Team's RPI: 129			
RPI	S	Opponent	Score	RPI	S	Opponent	Score	RPI	S	Opponent	Score	RPI	S	Opponent	Score
17	A	South Carolina	45 65					89	H	Hampton	46 59	132	A	Old Dominion	63 79
24	A	Georgia	46 62									152	A	Presbyterian	60 55
												171	A	Clemson	67 55
												215	H	Winthrop	62 52
												283	A	Coppin St.	56 69
												300	A	Morgan St.	83 74
												304	H	Jacksonville	68 45
												310	H	Coastal Caro.	78 55
												318	H	Bethune-Cookman	58 39
												320	A	Charleston So.	73 57
												340	H	Norfolk St.	62 59
LAST 12 Division I GAMES:															
318	H	Bethune-Cookman	58 39	310	H	Coastal Caro.	78 55								
283	A	Coppin St.	56 69	320	A	Charleston So.	73 57								
300	A	Morgan St.	83 74	171	A	Clemson	67 55								
215	H	Winthrop	62 52	340	H	Norfolk St.	62 59								
132	A	Old Dominion	63 79	89	H	Hampton	46 59								
17	A	South Carolina	45 65	304	H	Jacksonville	68 45								

Non-Div I Games: Southern Wesleyan 94 46 Claflin 77 42

South Carolina St.

Loss, Non-Conf, S Site, H Home A Away N Neutral

Average RPI Win:	271	WON-LOST	WINNING	LAST 10	STRENGTH OF	OPP. STRENGTH	TEAM	ADJ.	CONF.	ADJ CONF.
Average RPI Loss:	153	RECORD	PCT. RANK	GAMES	SCHEDULE	OF SCHEDULE	RPI	RPI	RPI	RPI
DIV. I ONLY	7- 10	207	4- 5	252	207	235	235	20	20	
DIV. I NON-CONF.	4- 8	241	2- 3	218	220	238	238	20	20	
TOTALS	RPI 1-25	RPI 26-50	W-L RECORDS	RPI 51-100	RPI 101-150	RPI 150+				
7- 10	0- 0	0- 1	OVERALL	0- 2	0- 2	7- 5				
4- 2	0- 0	0- 1	HOME	0- 0	0- 1	4- 0				
2- 8	0- 0	0- 0	AWAY	0- 2	0- 1	2- 5				
1- 0	0- 0	0- 0	NEUTRAL	0- 0	0- 0	1- 0				
4- 8	0- 0	0- 1	NON-CONFERENCE	0- 1	0- 2	4- 4				
2- 2	0- 0	0- 1	HOME	0- 0	0- 1	2- 0				
1- 6	0- 0	0- 0	AWAY	0- 1	0- 1	1- 4				
1- 0	0- 0	0- 0	NEUTRAL	0- 0	0- 0	1- 0				
3- 2	0- 0	0- 0	CONFERENCE	0- 1	0- 0	3- 1				
2- 0	0- 0	0- 0	HOME	0- 0	0- 0	2- 0				
1- 2	0- 0	0- 0	AWAY	0- 1	0- 0	1- 1				
0- 0	0- 0	0- 0	NEUTRAL	0- 0	0- 0	0- 0				

RPI S	Opponent	Score	RPI S	Opponent	Score	RPI S	Opponent	Score	RPI S	Opponent	Score	Team's RPI: 235
			32 H	Creighton	49 53	53 A	Kansas St.	54 68	106 A	UNI	50 63	
						81 A	South Dakota St.	60 72	146 H	Idaho St.	45 69	
									166 A	Cleveland St.	46 60	
									206 A	Pepperdine	54 70	
									218 A	Utah St.	69 70	
									234 N	Seton Hall	71 55	
									236 H	Oakland	64 49	
									241 A	Boise St.	50 52	
									248 H	Neb. Omaha	62 57	
									266 A	North Dakota St.	73 52	
									284 A	UMKC	56 60	
									301 A	Drake	74 69	
									305 H	IPFW	82 51	
									309 H	Utah Valley	72 48	
LAST 12 Division I GAMES:												
			236 H	Oakland	64 49	241 A	Boise St.	50 52				
			305 H	IPFW	82 51	218 A	Utah St.	69 70				
			284 A	UMKC	56 60	53 A	Kansas St.	54 68				
			81 A	South Dakota St.	60 72	309 H	Utah Valley	72 48				
			266 A	North Dakota St.	73 52	146 H	Idaho St.	45 69				
			248 H	Neb. Omaha	62 57	234 N	Seton Hall	71 55				

Non-Div I Games: Dakota St. 90 35 Peru St. 93 37

South Dakota

Average RPI Win:	186	WON-LOST	WINNING	LAST 10	STRENGTH OF	OPP. STRENGTH	TEAM	ADJ.	CONF.	ADJ CONF.
Average RPI Loss:	49	RECORD	PCT. RANK	GAMES	SCHEDULE	OF SCHEDULE	RPI	RPI	RPI	RPI
DIV. I ONLY	14- 6	66	8- 2	150	38	81	81	20	20	
DIV. I NON-CONF.	8- 5	112	4- 1	83	3	63	63	20	20	
TOTALS	RPI 1-25	RPI 26-50	W-L RECORDS	RPI 51-100	RPI 101-150	RPI 150+				
14- 6	0- 2	2- 1	OVERALL	1- 2	2- 1	9- 0				
8- 3	0- 0	1- 1	HOME	1- 1	0- 1	6- 0				
5- 2	0- 1	1- 0	AWAY	0- 1	1- 0	3- 0				
1- 1	0- 1	0- 0	NEUTRAL	0- 0	1- 0	0- 0				
8- 5	0- 2	2- 1	NON-CONFERENCE	1- 2	2- 0	3- 0				
4- 2	0- 0	1- 1	HOME	1- 1	0- 0	2- 0				
3- 2	0- 1	1- 0	AWAY	0- 1	1- 0	1- 0				
1- 1	0- 1	0- 0	NEUTRAL	0- 0	1- 0	0- 0				
6- 1	0- 0	0- 0	CONFERENCE	0- 0	0- 1	6- 0				
4- 1	0- 0	0- 0	HOME	0- 0	0- 1	4- 0				
2- 0	0- 0	0- 0	AWAY	0- 0	0- 0	2- 0				
0- 0	0- 0	0- 0	NEUTRAL	0- 0	0- 0	0- 0				

RPI 1-25				RPI 26-50				RPI 51-100 Team's RPI: 81				RPI 101+			
RPI	S	Opponent	Score	RPI	S	Opponent	Score	RPI	S	Opponent	Score	RPI	S	Opponent	Score
8	A	Penn St.	50 60	32	H	Creighton	54 63	52	A	Central Mich.	62 88	106	A	UNI	61 49
10	N	Villanova	47 71	35	A	Georgetown	64 58	54	H	Middle Tenn.	63 56	131	N	Washington St.	65 56
				49	H	Nebraska	60 55	57	H	Marquette	74 77	135	H	IUPUI	56 57
												154	H	Western Ill.	86 51
												201	H	Eastern Mich.	66 65
												235	H	South Dakota	72 60
												236	A	Oakland	64 43
												265	A	Northern Ill.	59 58
												266	H	North Dakota St.	76 57
												278	H	Delaware St.	72 57
												284	H	UMKC	82 47
												305	A	IPFW	66 64
LAST 12 Division I GAMES:															
135	H	IUPUI	56 57	266	H	North Dakota St.	76 57								
154	H	Western Ill.	86 51	35	A	Georgetown	64 58								
305	A	IPFW	66 64	278	H	Delaware St.	72 57								
236	A	Oakland	64 43	8	A	Penn St.	50 60								
235	H	South Dakota	72 60	106	A	UNI	61 49								
284	H	UMKC	82 47	201	H	Eastern Mich.	66 65								

Non-Div I Games:

South Dakota St.

Average RPI Win:	202	WON-LOST	WINNING	LAST 10	STRENGTH OF	OPP. STRENGTH	TEAM	ADJ.	CONF.	ADJ CONF.
Average RPI Loss:	25	RECORD	PCT. RANK	GAMES	SCHEDULE	OF SCHEDULE	RPI	RPI	RPI	RPI
DIV. I ONLY	12- 5	61	5- 5	84	70	64	64	5	5	
DIV. I NON-CONF.	11- 2	23	6- 2	201	139	76	76	4	4	
TOTALS	RPI 1-25	RPI 26-50	W-L RECORDS	RPI 51-100	RPI 101-150	RPI 150+				
12- 5	0- 2	0- 3	OVERALL	1- 0	3- 0	8- 0				
8- 2	0- 1	0- 1	HOME	1- 0	3- 0	4- 0				
3- 2	0- 0	0- 0	AWAY	0- 0	0- 0	3- 0				
1- 1	0- 0	0- 1	NEUTRAL	0- 0	0- 0	1- 0				
11- 2	0- 0	0- 2	NON-CONFERENCE	1- 0	3- 0	7- 0				
7- 1	0- 0	0- 1	HOME	1- 0	3- 0	3- 0				
3- 0	0- 0	0- 0	AWAY	0- 0	0- 0	3- 0				
1- 1	0- 0	0- 1	NEUTRAL	0- 0	0- 0	1- 0				
1- 3	0- 2	0- 1	CONFERENCE	0- 0	0- 0	1- 0				
1- 1	0- 1	0- 0	HOME	0- 0	0- 0	1- 0				
0- 2	0- 1	0- 1	AWAY	0- 0	0- 0	0- 0				
0- 0	0- 0	0- 0	NEUTRAL	0- 0	0- 0	0- 0				

RPI 1-25				RPI 26-50				RPI 51-100				RPI 101+			
RPI	S	Opponent	Score	RPI	S	Opponent	Score	RPI	S	Opponent	Score	RPI	S	Opponent	Score
6	H	Notre Dame	71 75	27	A	DePaul	75 91	65	H	FGCU	67 46	112	H	Detroit	74 60
10	A	Villanova	49 52	32	N	Creighton	74 91					113	H	Stetson	70 48
				49	H	Nebraska	52 62					150	H	Bradley	60 50
												171	A	Clemson	75 73
												187	H	Cincinnati	77 44
												203	H	North Dakota	85 58
												242	N	Nevada	71 46
												269	H	Florida A&M	100 75
												272	H	North Florida	66 44
												304	A	Jacksonville	92 52
												337	A	UNC Asheville	77 29
LAST 12 Division I GAMES:															
10	A	Villanova	49 52	32	N	Creighton	74 91								
187	H	Cincinnati	77 44	242	N	Nevada	71 46								
27	A	DePaul	75 91	49	H	Nebraska	52 62								
6	H	Notre Dame	71 75	304	A	Jacksonville	92 52								
112	H	Detroit	74 60	65	H	FGCU	67 46								
269	H	Florida A&M	100 75	272	H	North Florida	66 44								

Non-Div I Games:

South Fla.

Average RPI Win:	214	WON-LOST	WINNING	LAST 10	STRENGTH OF	OPP. STRENGTH	TEAM	ADJ.	CONF.	ADJ CONF.
Average RPI Loss:	157	RECORD	PCT. RANK	GAMES	SCHEDULE	OF SCHEDULE	RPI	RPI	RPI	RPI
DIV. I ONLY	8- 10	192	4- 6	210	166	222	222	26	26	
DIV. I NON-CONF.	6- 7	181	3- 4	196	174	190	190	26	26	
TOTALS	RPI 1-25	RPI 26-50	W-L RECORDS	RPI 51-100	RPI 101-150	RPI 150+				
8- 10	0- 0	0- 1	OVERALL	0- 3	2- 1	6- 5				
6- 2	0- 0	0- 0	HOME	0- 1	1- 1	5- 0				
1- 8	0- 0	0- 1	AWAY	0- 2	1- 0	0- 5				
1- 0	0- 0	0- 0	NEUTRAL	0- 0	0- 0	1- 0				
6- 7	0- 0	0- 1	NON-CONFERENCE	0- 3	2- 0	4- 3				
4- 1	0- 0	0- 0	HOME	0- 1	1- 0	3- 0				
1- 6	0- 0	0- 1	AWAY	0- 2	1- 0	0- 3				
1- 0	0- 0	0- 0	NEUTRAL	0- 0	0- 0	1- 0				
2- 3	0- 0	0- 0	CONFERENCE	0- 0	0- 1	2- 2				
2- 1	0- 0	0- 0	HOME	0- 0	0- 1	2- 0				
0- 2	0- 0	0- 0	AWAY	0- 0	0- 0	0- 2				
0- 0	0- 0	0- 0	NEUTRAL	0- 0	0- 0	0- 0				

RPI 1-25				RPI 26-50				RPI 51-100				RPI 101+				Team's RPI: 222	
RPI	S	Opponent	Score	RPI	S	Opponent	Score	RPI	S	Opponent	Score	RPI	S	Opponent	Score		
				33	A	Kansas	58 68	70	A	Missouri	51 80	138	H	Wright St.	78 66		
								76	A	Western Ky.	46 60	139	A	Arkansas St.	52 51		
								99	H	Missouri St.	55 69	148	H	UT Martin	71 82		
												154	H	Western Ill.	56 47		
												167	A	Belmont	58 71		
												180	A	Houston	44 61		
												188	H	Saint Louis	59 52		
												205	H	Murray St.	70 58		
												210	A	Tennessee St.	58 68		
												281	H	Ill.-Chicago	67 52		
												284	A	UMKC	64 69		
												299	A	Southern Ill.	57 58		
												302	N	Tex.-Pan American	55 54		
												307	H	Austin Peay	71 57		
LAST 12 Division I GAMES:																	
				148	H	UT Martin	71 82	99	H	Missouri St.	55 69						
				210	A	Tennessee St.	58 68	76	A	Western Ky.	46 60						
				188	H	Saint Louis	59 52	154	H	Western Ill.	56 47						
				205	H	Murray St.	70 58	299	A	Southern Ill.	57 58						
				307	H	Austin Peay	71 57	281	H	Ill.-Chicago	67 52						
				167	A	Belmont	58 71	70	A	Missouri	51 80						

Non-Div I Games:

Southeast Mo. St.

■ Loss, 
 ■ Non-Conf, 
 ■ S Site, 
 ■ Home 
 ■ A Away 
 N Neutral

Average RPI Win:	323	WON-LOST	WINNING	LAST 10	STRENGTH OF	OPP. STRENGTH	TEAM	ADJ.	CONF.	ADJ CONF.
Average RPI Loss:	182	RECORD	PCT. RANK	GAMES	SCHEDULE	OF SCHEDULE	RPI	RPI	RPI	RPI
DIV. I ONLY	5- 10	258	2- 8	319	341	298	298	22	22	
DIV. I NON-CONF.	5- 4	141	4- 2	339	330	228	228	21	21	
TOTALS	RPI 1-25	RPI 26-50	W-L RECORDS	RPI 51-100	RPI 101-150	RPI 150+				
5- 10	0- 1	0- 0	OVERALL	0- 0	0- 2	5- 7				
1- 3	0- 0	0- 0	HOME	0- 0	0- 0	1- 3				
4- 7	0- 1	0- 0	AWAY	0- 0	0- 2	4- 4				
0- 0	0- 0	0- 0	NEUTRAL	0- 0	0- 0	0- 0				
5- 4	0- 1	0- 0	NON-CONFERENCE	0- 0	0- 1	5- 2				
1- 0	0- 0	0- 0	HOME	0- 0	0- 0	1- 0				
4- 4	0- 1	0- 0	AWAY	0- 0	0- 1	4- 2				
0- 0	0- 0	0- 0	NEUTRAL	0- 0	0- 0	0- 0				
0- 6	0- 0	0- 0	CONFERENCE	0- 0	0- 1	0- 5				
0- 3	0- 0	0- 0	HOME	0- 0	0- 0	0- 3				
0- 3	0- 0	0- 0	AWAY	0- 0	0- 1	0- 2				
0- 0	0- 0	0- 0	NEUTRAL	0- 0	0- 0	0- 0				

RPI 1-25				RPI 26-50				RPI 51-100				RPI 101+ Team's RPI: 298			
RPI	S	Opponent	Score	RPI	S	Opponent	Score	RPI	S	Opponent	Score	RPI	S	Opponent	Score
2	A	Baylor	41 106									120	A	Alabama	62 97
												128	A	Lamar	49 58
												162	H	Oral Roberts	62 81
												170	H	Nicholls St.	65 71
												177	H	Central Ark.	60 76
												237	A	Stephen F. Austin	38 80
												267	A	Ole Miss	85 95
												269	A	Florida A&M	62 59
												275	A	Northwestern St.	55 64
												280	A	Southern U.	56 59
												328	A	Alcorn	59 54
												330	A	Jackson St.	66 54
												345	A	New Orleans	76 64
												345	H	New Orleans	69 67
LAST 12 Division I GAMES:															
275	A	Northwestern St.	55 64	2	A	Baylor	41 106								
237	A	Stephen F. Austin	38 80	328	A	Alcorn	59 54								
170	H	Nicholls St.	65 71	280	A	Southern U.	56 59								
128	A	Lamar	49 58	345	H	New Orleans	69 67								
177	H	Central Ark.	60 76	269	A	Florida A&M	62 59								
162	H	Oral Roberts	62 81	345	A	New Orleans	76 64								

Non-Div I Games: Mobile 83 53 William Carey 91 69

Southeastern La.

■ Loss, 
 ■ Non-Conf, S Site, 
 ■ Home 
 ■ Away 
 N Neutral



## Southern California

Through Games Of Sunday, January 20, 2013

Average RPI Win:	169	WON-LOST	WINNING	LAST 10	STRENGTH OF	OPP. STRENGTH	TEAM	ADJ.	CONF.	ADJ CONF.
Average RPI Loss:	49	RECORD	PCT. RANK	GAMES	SCHEDULE	OF SCHEDULE	RPI	RPI	RPI	RPI
DIV. I ONLY	7- 10	207	4- 6	49	5	109	109	6	6	
DIV. I NON-CONF.	3- 8	275	0- 6	38	8	179	179	5	5	
TOTALS	RPI 1-25	RPI 26-50	W-L RECORDS	RPI 51-100	RPI 101-150	RPI 150+				
7- 10	0- 4	0- 4	OVERALL	1- 1	2- 0	4- 1				
4- 6	0- 2	0- 3	HOME	1- 0	2- 0	1- 1				
3- 4	0- 2	0- 1	AWAY	0- 1	0- 0	3- 0				
0- 0	0- 0	0- 0	NEUTRAL	0- 0	0- 0	0- 0				
3- 8	0- 2	0- 4	NON-CONFERENCE	0- 1	1- 0	2- 1				
2- 6	0- 2	0- 3	HOME	0- 0	1- 0	1- 1				
1- 2	0- 0	0- 1	AWAY	0- 1	0- 0	1- 0				
0- 0	0- 0	0- 0	NEUTRAL	0- 0	0- 0	0- 0				
4- 2	0- 2	0- 0	CONFERENCE	1- 0	1- 0	2- 0				
2- 0	0- 0	0- 0	HOME	1- 0	1- 0	0- 0				
2- 2	0- 2	0- 0	AWAY	0- 0	0- 0	2- 0				
0- 0	0- 0	0- 0	NEUTRAL	0- 0	0- 0	0- 0				

RPI 1-25				RPI 26-50				RPI 51-100				RPI 101+ Team's RPI: 109			
RPI	S	Opponent	Score	RPI	S	Opponent	Score	RPI	S	Opponent	Score	RPI	S	Opponent	Score
1	A	Stanford	66 75	30	H	Vanderbilt	56 74	63	H	Washington	81 72	131	H	Washington St.	61 59
4	A	California	63 71	47	A	San Diego St.	46 80	90	A	Fresno St.	60 65	139	H	Arkansas St.	72 58
13	H	Texas A&M	61 79	49	H	Nebraska	65 74					175	A	UC Santa Barbara	62 51
14	H	Duke	60 75	50	H	Gonzaga	52 63					182	A	Oregon St.	56 55
												194	H	UC Davis	69 78
												206	H	Pepperdine	65 56
												290	A	Oregon	67 62
LAST 12 Division I GAMES:															
1	A	Stanford	66 75	30	H	Vanderbilt	56 74								
4	A	California	63 71	14	H	Duke	60 75								
131	H	Washington St.	61 59	194	H	UC Davis	69 78								
63	H	Washington	81 72	13	H	Texas A&M	61 79								
290	A	Oregon	67 62	90	A	Fresno St.	60 65								
182	A	Oregon St.	56 55	47	A	San Diego St.	46 80								

Non-Div I Games:

Southern California

■ Loss, 
 ■ Non-Conf, 
 ■ S Site, 
 ■ H Home 
 ■ A Away 
 N Neutral

Average RPI Win:	271	WON-LOST	WINNING	LAST 10	STRENGTH OF	OPP. STRENGTH	TEAM	ADJ.	CONF.	ADJ CONF.
Average RPI Loss:	179	RECORD	PCT. RANK	GAMES	SCHEDULE	OF SCHEDULE	RPI	RPI	RPI	RPI
DIV. I ONLY	4- 12	298	4- 6	216	300	299	299	9	9	
DIV. I NON-CONF.	3- 8	275	3- 4	280	333	307	307	9	9	
TOTALS	RPI 1-25	RPI 26-50	W-L RECORDS	RPI 51-100	RPI 101-150	RPI 150+				
4- 12	0- 0	0- 1	OVERALL	0- 2	0- 0	4- 9				
2- 4	0- 0	0- 1	HOME	0- 0	0- 0	2- 3				
2- 6	0- 0	0- 0	AWAY	0- 2	0- 0	2- 4				
0- 2	0- 0	0- 0	NEUTRAL	0- 0	0- 0	0- 2				
3- 8	0- 0	0- 0	NON-CONFERENCE	0- 1	0- 0	3- 7				
1- 3	0- 0	0- 0	HOME	0- 0	0- 0	1- 3				
2- 3	0- 0	0- 0	AWAY	0- 1	0- 0	2- 2				
0- 2	0- 0	0- 0	NEUTRAL	0- 0	0- 0	0- 2				
1- 4	0- 0	0- 1	CONFERENCE	0- 1	0- 0	1- 2				
1- 1	0- 0	0- 1	HOME	0- 0	0- 0	1- 0				
0- 3	0- 0	0- 0	AWAY	0- 1	0- 0	0- 2				
0- 0	0- 0	0- 0	NEUTRAL	0- 0	0- 0	0- 0				

RPI S	Opponent	Score	RPI S	Opponent	Score	RPI S	Opponent	Score	RPI S	Opponent	Score	Team's RPI: 299
			32	H Creighton	60 81	70	A Missouri	47 110	151	N Fla. Atlantic	81 85	
						85	A Illinois St.	41 89	153	A Indiana St.	57 72	
									168	A Evansville	65 71	
									177	H Central Ark.	46 59	
									205	A Murray St.	55 67	
									222	H Southeast Mo. St.	58 57	
									225	A SIU Edwardsville	68 63	
									245	N Radford	62 85	
									271	H Marshall	66 70	
									288	A Loyola Chicago	73 82	
									301	H Drake	77 70	
									305	H IPFW	65 78	
									335	A Chicago St.	69 66	
LAST 12 Division I GAMES:												
			85	A Illinois St.	41 89	225	A SIU Edwardsville	68 63				
			153	A Indiana St.	57 72	70	A Missouri	47 110				
			168	A Evansville	65 71	271	H Marshall	66 70				
			301	H Drake	77 70	222	H Southeast Mo. St.	58 57				
			32	H Creighton	60 81	205	A Murray St.	55 67				
			335	A Chicago St.	69 66	305	H IPFW	65 78				

Non-Div I Games:

Southern Ill.

■ Loss, 
 ■ Non-Conf, 
 ■ S Site, 
 ■ Home 
 ■ A Away 
 N Neutral

Average RPI Win:	247	WON-LOST	WINNING	LAST 10	STRENGTH OF	OPP. STRENGTH	TEAM	ADJ.	CONF.	ADJ CONF.
Average RPI Loss:	140	RECORD	PCT. RANK	GAMES	SCHEDULE	OF SCHEDULE	RPI	RPI	RPI	RPI
DIV. I ONLY	8- 7	154	4- 4	272	213	197	197	10	10	
DIV. I NON-CONF.	6- 5	146	3- 3	299	286	216	216	12	12	
TOTALS	RPI 1-25	RPI 26-50	W-L RECORDS	RPI 51-100	RPI 101-150	RPI 150+				
8- 7	0- 0	0- 0	OVERALL	0- 2	0- 3	8- 2				
5- 2	0- 0	0- 0	HOME	0- 2	0- 0	5- 0				
3- 5	0- 0	0- 0	AWAY	0- 0	0- 3	3- 2				
0- 0	0- 0	0- 0	NEUTRAL	0- 0	0- 0	0- 0				
6- 5	0- 0	0- 0	NON-CONFERENCE	0- 1	0- 2	6- 2				
4- 1	0- 0	0- 0	HOME	0- 1	0- 0	4- 0				
2- 4	0- 0	0- 0	AWAY	0- 0	0- 2	2- 2				
0- 0	0- 0	0- 0	NEUTRAL	0- 0	0- 0	0- 0				
2- 2	0- 0	0- 0	CONFERENCE	0- 1	0- 1	2- 0				
1- 1	0- 0	0- 0	HOME	0- 1	0- 0	1- 0				
1- 1	0- 0	0- 0	AWAY	0- 0	0- 1	1- 0				
0- 0	0- 0	0- 0	NEUTRAL	0- 0	0- 0	0- 0				

RPI 1-25				RPI 26-50				RPI 51-100				RPI 101+				Team's RPI: 197	
RPI	S	Opponent	Score	RPI	S	Opponent	Score	RPI	S	Opponent	Score	RPI	S	Opponent	Score		
								80	H	SMU	69	79	123	A	UALR	45	64
								89	H	Hampton	41	78	126	A	Memphis	57	63
												148	A	UT Martin	80	87	
												163	A	South Ala.	67	69	
												164	A	UCF	62	57	
												177	H	Central Ark.	53	44	
												211	H	McNeese St.	68	59	
												233	H	Mississippi St.	61	59	
												253	A	La.-Monroe	55	73	
												269	A	Florida A&M	88	71	
												271	H	Marshall	48	46	
												303	H	Savannah St.	51	38	
												345	A	New Orleans	69	59	
LAST 12 Division I GAMES:																	
164	A	UCF	62	57	148	A	UT Martin	80	87								
80	H	SMU	69	79	253	A	La.-Monroe	55	73								
126	A	Memphis	57	63	123	A	UALR	45	64								
271	H	Marshall	48	46	233	H	Mississippi St.	61	59								
345	A	New Orleans	69	59	269	A	Florida A&M	88	71								
177	H	Central Ark.	53	44	211	H	McNeese St.	68	59								

Non-Div I Games: William Carey 76 46 Loyola (LA) 79 63

Southern Miss.

Loss, Non-Conf, S Site, H Home A Away N Neutral

Average RPI Win:	<b>283</b>	WON-LOST	WINNING	LAST 10	STRENGTH OF	OPP. STRENGTH	TEAM	ADJ.	CONF.	ADJ CONF.
Average RPI Loss:	<b>159</b>	RECORD	PCT. RANK	GAMES	SCHEDULE	OF SCHEDULE	RPI	RPI	RPI	RPI
DIV. I ONLY	<b>7- 11</b>	<b>226</b>	<b>7- 3</b>	<b>291</b>	<b>275</b>	<b>280</b>	<b>280</b>	<b>31</b>	<b>31</b>	
DIV. I NON-CONF.	<b>1- 10</b>	<b>323</b>	<b>1- 4</b>	<b>144</b>	<b>151</b>	<b>313</b>	<b>313</b>	<b>31</b>	<b>31</b>	
TOTALS	RPI 1-25	RPI 26-50	W-L RECORDS	RPI 51-100	RPI 101-150	RPI 150+				
7- 11	0- 1	0- 0	OVERALL	0- 3	0- 1	7- 6				
5- 3	0- 0	0- 0	HOME	0- 0	0- 1	5- 2				
2- 5	0- 1	0- 0	AWAY	0- 3	0- 0	2- 1				
0- 3	0- 0	0- 0	NEUTRAL	0- 0	0- 0	0- 3				
1- 10	0- 1	0- 0	NON-CONFERENCE	0- 3	0- 1	1- 5				
1- 3	0- 0	0- 0	HOME	0- 0	0- 1	1- 2				
0- 4	0- 1	0- 0	AWAY	0- 3	0- 0	0- 0				
0- 3	0- 0	0- 0	NEUTRAL	0- 0	0- 0	0- 3				
6- 1	0- 0	0- 0	CONFERENCE	0- 0	0- 0	6- 1				
4- 0	0- 0	0- 0	HOME	0- 0	0- 0	4- 0				
2- 1	0- 0	0- 0	AWAY	0- 0	0- 0	2- 1				
0- 0	0- 0	0- 0	NEUTRAL	0- 0	0- 0	0- 0				

RPI 1-25				RPI 26-50				RPI 51-100				RPI 101+ Team's RPI: 280			
RPI	S	Opponent	Score	RPI	S	Opponent	Score	RPI	S	Opponent	Score	RPI	S	Opponent	Score
13	A	Texas A&M	48 <b>88</b>					66	A	Rutgers	49 <b>63</b>	107	H	Tulane	45 <b>65</b>
								69	A	Ohio St.	50 <b>73</b>	163	H	South Ala.	41 <b>63</b>
								92	A	Fordham	44 <b>56</b>	183	N	St. Bonaventure	36 <b>56</b>
												212	H	Texas Southern	72 60
												225	N	SIU Edwardsville	53 <b>55</b>
												231	H	La.-Lafayette	69 <b>71</b>
												240	H	Prairie View	60 55
												257	H	Mississippi Val.	73 62
												271	N	Marshall	47 <b>57</b>
												298	H	Southeastern La.	59 56
												315	H	Ark.-Pine Bluff	67 44
												324	A	Grambling	76 <b>92</b>
												327	A	Alabama St.	57 44
												330	A	Jackson St.	72 59
LAST 12 Division I GAMES:															
327	A	Alabama St.	57 44	212	H	Texas Southern	72 60	69	A	Ohio St.	50 <b>73</b>	298	H	Southeastern La.	59 56
257	H	Mississippi Val.	73 62	66	A	Rutgers	49 <b>63</b>	92	A	Fordham	44 <b>56</b>	240	N	SIU Edwardsville	53 <b>55</b>
315	H	Ark.-Pine Bluff	67 44												
330	A	Jackson St.	72 59												
324	A	Grambling	76 <b>92</b>												
240	H	Prairie View	60 55												

Non-Div I Games:

Southern U.

## Southern Utah

Through Games Of Sunday, January 20, 2013

Average RPI Win:	281	WON-LOST	WINNING	LAST 10	STRENGTH OF	OPP. STRENGTH	TEAM	ADJ.	CONF.	ADJ CONF.
Average RPI Loss:	150	RECORD	PCT. RANK	GAMES	SCHEDULE	OF SCHEDULE	RPI	RPI	RPI	RPI
DIV. I ONLY	8- 7	154	7- 3	314	312	238	238	16	16	
DIV. I NON-CONF.	5- 4	141	4- 2	309	334	231	231	14	14	
TOTALS	RPI 1-25	RPI 26-50	W-L RECORDS	RPI 51-100	RPI 101-150	RPI 150+				
8- 7	0- 0	0- 1	OVERALL	0- 1	1- 2	7- 3				
3- 3	0- 0	0- 0	HOME	0- 1	1- 0	2- 2				
4- 3	0- 0	0- 1	AWAY	0- 0	0- 2	4- 0				
1- 1	0- 0	0- 0	NEUTRAL	0- 0	0- 0	1- 1				
5- 4	0- 0	0- 1	NON-CONFERENCE	0- 0	0- 1	5- 2				
2- 1	0- 0	0- 0	HOME	0- 0	0- 0	2- 1				
2- 2	0- 0	0- 1	AWAY	0- 0	0- 1	2- 0				
1- 1	0- 0	0- 0	NEUTRAL	0- 0	0- 0	1- 1				
3- 3	0- 0	0- 0	CONFERENCE	0- 1	1- 1	2- 1				
1- 2	0- 0	0- 0	HOME	0- 1	1- 0	0- 1				
2- 1	0- 0	0- 0	AWAY	0- 0	0- 1	2- 0				
0- 0	0- 0	0- 0	NEUTRAL	0- 0	0- 0	0- 0				

RPI S	Opponent	Score	RPI S	Opponent	Score	RPI S	Opponent	Score	RPI S	Opponent	Score	Team's RPI: 238
36	A Texas Tech	54 73	72	H Montana St.	59 65	118	A Utah	61 79	146	A Idaho St.	71 80	
						149	H Sacramento St.	79 71	170	N Nicholls St.	54 65	
						203	A North Dakota	60 54	213	H New Mexico St.	68 70	
						268	A San Jose St.	93 82	297	H Northern Ariz.	61 71	
						309	A Utah Valley	71 66	309	H Utah Valley	66 49	
						319	A Weber St.	74 61	344	H Houston Baptist	79 58	
						345	N New Orleans	76 47				
LAST 12 Division I GAMES:												
72	H Montana St.	59 65	203	A North Dakota	60 54							
319	A Weber St.	74 61	344	H Houston Baptist	79 58							
146	A Idaho St.	71 80	268	A San Jose St.	93 82							
149	H Sacramento St.	79 71	309	A Utah Valley	71 66							
297	H Northern Ariz.	61 71	213	H New Mexico St.	68 70							
309	H Utah Valley	66 49	170	N Nicholls St.	54 65							

Non-Div I Games: Southern Ore. 99 71

Southern Utah

Loss, Non-Conf, S Site, H Home A Away N Neutral

St. Bonaventure

Through Games Of Sunday, January 20, 2013

Average RPI Win:	278	WON-LOST	WINNING	LAST 10	STRENGTH OF	OPP. STRENGTH	TEAM	ADJ.	CONF.	ADJ CONF.
Average RPI Loss:	70	RECORD	PCT. RANK	GAMES	SCHEDULE	OF SCHEDULE	RPI	RPI	RPI	RPI
DIV. I ONLY	8- 10	192	4- 6	177	85	183	183	8	8	
DIV. I NON-CONF.	7- 8	177	4- 5	146	113	155	155	8	8	
TOTALS	RPI 1-25	RPI 26-50	W-L RECORDS	RPI 51-100	RPI 101-150	RPI 150+				
8- 10	0- 3	0- 2	OVERALL	0- 2	0- 2	8- 1				
5- 2	0- 0	0- 0	HOME	0- 1	0- 1	5- 0				
2- 6	0- 2	0- 2	AWAY	0- 1	0- 1	2- 0				
1- 2	0- 1	0- 0	NEUTRAL	0- 0	0- 0	1- 1				
7- 8	0- 3	0- 2	NON-CONFERENCE	0- 1	0- 1	7- 1				
4- 1	0- 0	0- 0	HOME	0- 1	0- 0	4- 0				
2- 5	0- 2	0- 2	AWAY	0- 0	0- 1	2- 0				
1- 2	0- 1	0- 0	NEUTRAL	0- 0	0- 0	1- 1				
1- 2	0- 0	0- 0	CONFERENCE	0- 1	0- 1	1- 0				
1- 1	0- 0	0- 0	HOME	0- 0	0- 1	1- 0				
0- 1	0- 0	0- 0	AWAY	0- 1	0- 0	0- 0				
0- 0	0- 0	0- 0	NEUTRAL	0- 0	0- 0	0- 0				

RPI 1-25				RPI 26-50				RPI 51-100				RPI 101+ Team's RPI: 183			
RPI	S	Opponent	Score	RPI	S	Opponent	Score	RPI	S	Opponent	Score	RPI	S	Opponent	Score
18	A	Green Bay	42 61	39	A	Toledo	45 59	73	A	Richmond	46 51	103	H	Temple	59 67
24	N	Georgia	48 84	45	A	West Virginia	47 67	100	H	North Carolina St.	66 70	104	A	Fairfield	49 52
25	A	Delaware	58 68									165	N	North Texas	71 72
												247	H	Colgate	54 45
												251	A	Niagara	51 49
												252	H	Canisius	66 44
												263	A	Buffalo	64 55
												280	N	Southern U.	56 36
												282	H	Massachusetts	61 49
												306	H	Binghamton	61 34
												339	H	Kent St.	79 42
LAST 12 Division I GAMES:															
282	H	Massachusetts	61 49	252	H	Canisius	66 44								
73	A	Richmond	46 51	45	A	West Virginia	47 67								
103	H	Temple	59 67	263	A	Buffalo	64 55								
18	A	Green Bay	42 61	39	A	Toledo	45 59								
100	H	North Carolina St.	66 70	280	N	Southern U.	56 36								
339	H	Kent St.	79 42	25	A	Delaware	58 68								

Non-Div I Games:

St. Bonaventure

Loss, Non-Conf, S Site, H Home A Away N Neutral

Average RPI Win:	224	WON-LOST	WINNING	LAST 10	STRENGTH OF	OPP. STRENGTH	TEAM	ADJ.	CONF.	ADJ CONF.
Average RPI Loss:	205	RECORD	PCT. RANK	GAMES	SCHEDULE	OF SCHEDULE	RPI	RPI	RPI	RPI
DIV. I ONLY	6- 10	235	4- 6	243	327	249	249	25	25	
DIV. I NON-CONF.	3- 8	275	1- 6	287	329	302	302	23	23	
TOTALS	RPI 1-25	RPI 26-50	W-L RECORDS	RPI 51-100	RPI 101-150	RPI 150+				
6- 10	0- 0	0- 0	OVERALL	0- 1	1- 1	5- 8				
2- 4	0- 0	0- 0	HOME	0- 0	0- 0	2- 4				
4- 6	0- 0	0- 0	AWAY	0- 1	1- 1	3- 4				
0- 0	0- 0	0- 0	NEUTRAL	0- 0	0- 0	0- 0				
3- 8	0- 0	0- 0	NON-CONFERENCE	0- 0	0- 1	3- 7				
1- 3	0- 0	0- 0	HOME	0- 0	0- 0	1- 3				
2- 5	0- 0	0- 0	AWAY	0- 0	0- 1	2- 4				
0- 0	0- 0	0- 0	NEUTRAL	0- 0	0- 0	0- 0				
3- 2	0- 0	0- 0	CONFERENCE	0- 1	1- 0	2- 1				
1- 1	0- 0	0- 0	HOME	0- 0	0- 0	1- 1				
2- 1	0- 0	0- 0	AWAY	0- 1	1- 0	1- 0				
0- 0	0- 0	0- 0	NEUTRAL	0- 0	0- 0	0- 0				

RPI S	Opponent	Score	RPI S	Opponent	Score	RPI S	Opponent	Score	RPI S	Opponent	Score	Team's RPI: 249
						75	A Quinnipiac	52 73	104	A Fairfield	43 52	
									140	A Sacred Heart	56 47	
									172	A Stony Brook	52 65	
									189	H Yale	62 66	
									190	H Mt. St. Mary's	45 49	
									196	A Rider	58 55	
									198	H Penn	60 61	
									207	H Fairleigh Dickinson	64 56	
									208	A Army	59 47	
									227	A Lafayette	63 66	
									259	H Cornell	56 74	
									278	H Delaware St.	69 50	
									295	A NJIT	61 73	
									314	A Wagner	72 66	
									342	A Columbia	45 49	
LAST 12 Division I GAMES:												
207	H Fairleigh Dickinson	64 56	227	A Lafayette	63 66							
190	H Mt. St. Mary's	45 49	172	A Stony Brook	52 65							
314	A Wagner	72 66	342	A Columbia	45 49							
75	A Quinnipiac	52 73	189	H Yale	62 66							
140	A Sacred Heart	56 47	198	H Penn	60 61							
196	A Rider	58 55	104	A Fairfield	43 52							

Non-Div I Games:

St. Francis Brooklyn

■ Loss, 
 ■ Non-Conf, 
 ■ S Site, 
 ■ H Home 
 ■ A Away 
 N Neutral

Average RPI Win:	173	WON-LOST	WINNING	LAST 10	STRENGTH OF	OPP. STRENGTH	TEAM	ADJ.	CONF.	ADJ CONF.
Average RPI Loss:	44	RECORD	PCT. RANK	GAMES	SCHEDULE	OF SCHEDULE	RPI	RPI	RPI	RPI
DIV. I ONLY	9- 7	133	5- 5	12	77	55	55	5	5	
DIV. I NON-CONF.	6- 6	161	3- 5	14	95	82	82	4	4	
TOTALS	RPI 1-25	RPI 26-50	W-L RECORDS	RPI 51-100	RPI 101-150	RPI 150+				
9- 7	0- 4	0- 0	OVERALL	2- 2	1- 1	6- 0				
6- 2	0- 2	0- 0	HOME	0- 0	1- 0	5- 0				
2- 3	0- 1	0- 0	AWAY	2- 2	0- 0	0- 0				
1- 2	0- 1	0- 0	NEUTRAL	0- 0	0- 1	1- 0				
6- 6	0- 3	0- 0	NON-CONFERENCE	1- 2	1- 1	4- 0				
4- 2	0- 2	0- 0	HOME	0- 0	1- 0	3- 0				
1- 2	0- 0	0- 0	AWAY	1- 2	0- 0	0- 0				
1- 2	0- 1	0- 0	NEUTRAL	0- 0	0- 1	1- 0				
3- 1	0- 1	0- 0	CONFERENCE	1- 0	0- 0	2- 0				
2- 0	0- 0	0- 0	HOME	0- 0	0- 0	2- 0				
1- 1	0- 1	0- 0	AWAY	1- 0	0- 0	0- 0				
0- 0	0- 0	0- 0	NEUTRAL	0- 0	0- 0	0- 0				

RPI 1-25				RPI 26-50				RPI 51-100 Team's RPI: 55				RPI 101+			
RPI	S	Opponent	Score	RPI	S	Opponent	Score	RPI	S	Opponent	Score	RPI	S	Opponent	Score
6	A	Notre Dame	50 74					51	A	Boston U.	49 66	121	N	Texas	60 70
14	N	Duke	42 60					66	A	Rutgers	48 44	136	H	Hofstra	73 47
15	H	UCLA	52 53					75	A	Quinnipiac	72 75	164	N	UCF	72 54
25	H	Delaware	59 60					95	A	Hartford	66 54	184	H	Iona	71 55
												186	H	Tennessee Tech	58 46
												193	H	Pittsburgh	61 32
												234	H	Seton Hall	72 46
												295	H	NJIT	55 37
LAST 12 Division I GAMES:															
6	A	Notre Dame	50 74	75	A	Quinnipiac	72 75								
193	H	Pittsburgh	61 32	15	H	UCLA	52 53								
234	H	Seton Hall	72 46	186	H	Tennessee Tech	58 46								
66	A	Rutgers	48 44	14	N	Duke	42 60								
25	H	Delaware	59 60	51	A	Boston U.	49 66								
295	H	NJIT	55 37	95	A	Hartford	66 54								

Non-Div I Games:

St. John's (NY)



## St. Mary's (CA)

Through Games Of Sunday, January 20, 2013

Average RPI Win:	161	WON-LOST	WINNING	LAST 10	STRENGTH OF	OPP. STRENGTH	TEAM	ADJ.	CONF.	ADJ CONF.
Average RPI Loss:	41	RECORD	PCT. RANK	GAMES	SCHEDULE	OF SCHEDULE	RPI	RPI	RPI	RPI
DIV. I ONLY	12- 5	61	7- 3	62	50	46	46	7	7	
DIV. I NON-CONF.	8- 4	84	5- 2	37	53	34	34	7	7	
TOTALS	RPI 1-25	RPI 26-50	W-L RECORDS	RPI 51-100	RPI 101-150	RPI 150+				
12- 5	0- 3	1- 0	OVERALL	3- 1	0- 1	8- 0				
5- 2	0- 1	1- 0	HOME	2- 0	0- 1	2- 0				
6- 2	0- 1	0- 0	AWAY	1- 1	0- 0	5- 0				
1- 1	0- 1	0- 0	NEUTRAL	0- 0	0- 0	1- 0				
8- 4	0- 3	0- 0	NON-CONFERENCE	3- 1	0- 0	5- 0				
3- 1	0- 1	0- 0	HOME	2- 0	0- 0	1- 0				
4- 2	0- 1	0- 0	AWAY	1- 1	0- 0	3- 0				
1- 1	0- 1	0- 0	NEUTRAL	0- 0	0- 0	1- 0				
4- 1	0- 0	1- 0	CONFERENCE	0- 0	0- 1	3- 0				
2- 1	0- 0	1- 0	HOME	0- 0	0- 1	1- 0				
2- 0	0- 0	0- 0	AWAY	0- 0	0- 0	2- 0				
0- 0	0- 0	0- 0	NEUTRAL	0- 0	0- 0	0- 0				

RPI 1-25				RPI 26-50				Team's RPI: 46				RPI 51-100				RPI 101+			
RPI	S	Opponent	Score	RPI	S	Opponent	Score	RPI	S	Opponent	Score	RPI	S	Opponent	Score	RPI	S	Opponent	Score
4	A	California	41 89	50	H	Gonzaga	54 51	56	H	Chattanooga	70 67	101	H	San Diego	70 73				
15	N	UCLA	62 76					63	A	Washington	68 70	175	A	UC Santa Barbara	49 39				
23	H	Pacific	72 75					94	H	Butler	85 74	178	A	San Francisco	68 48				
								96	A	Cal Poly	70 67	186	N	Tennessee Tech	73 58				
												194	A	UC Davis	75 56				
												195	A	Loyola Marymount	84 77				
												206	H	Pepperdine	72 61				
												209	H	George Washington	79 49				
												290	A	Oregon	78 69				
LAST 12 Division I GAMES:																			
206	H	Pepperdine	72 61	23	H	Pacific	72 75	186	N	Tennessee Tech	73 58								
101	H	San Diego	70 73	15	N	UCLA	62 76	175	A	UC Santa Barbara	49 39								
50	H	Gonzaga	54 51	194	A	UC Davis	75 56												
195	A	Loyola Marymount	84 77	178	A	San Francisco	68 48	96	A	Cal Poly	70 67								
209	H	George Washington	79 49																

Non-Div I Games:

St. Mary's (CA)

■ Loss, 
 ■ Non-Conf, 
 ■ S Site, 
 ■ H Home 
 ■ A Away 
 N Neutral

Average RPI Win:	<b>74</b>	WON-LOST	WINNING	LAST 10	STRENGTH OF	OPP. STRENGTH	TEAM	ADJ.	CONF.	ADJ CONF.
Average RPI Loss:	<b>4</b>	RECORD	PCT. RANK	GAMES	SCHEDULE	OF SCHEDULE	RPI	RPI	RPI	RPI
DIV. I ONLY	<b>16- 2</b>	<b>8</b>	<b>8- 2</b>	<b>1</b>	<b>2</b>	<b>1</b>	<b>1</b>	<b>6</b>	<b>6</b>	
DIV. I NON-CONF.	<b>11- 1</b>	<b>14</b>	<b>5- 1</b>	<b>1</b>	<b>5</b>	<b>1</b>	<b>1</b>	<b>5</b>	<b>5</b>	
TOTALS	RPI 1-25	RPI 26-50	W-L RECORDS	RPI 51-100	RPI 101-150	RPI 150+				
16- 2	6- 2	2- 0	OVERALL	2- 0	4- 0	2- 0				
5- 2	2- 2	0- 0	HOME	1- 0	2- 0	0- 0				
9- 0	3- 0	2- 0	AWAY	1- 0	1- 0	2- 0				
2- 0	1- 0	0- 0	NEUTRAL	0- 0	1- 0	0- 0				
11- 1	4- 1	1- 0	NON-CONFERENCE	2- 0	2- 0	2- 0				
3- 1	1- 1	0- 0	HOME	1- 0	1- 0	0- 0				
6- 0	2- 0	1- 0	AWAY	1- 0	0- 0	2- 0				
2- 0	1- 0	0- 0	NEUTRAL	0- 0	1- 0	0- 0				
5- 1	2- 1	1- 0	CONFERENCE	0- 0	2- 0	0- 0				
2- 1	1- 1	0- 0	HOME	0- 0	1- 0	0- 0				
3- 0	1- 0	1- 0	AWAY	0- 0	1- 0	0- 0				
0- 0	0- 0	0- 0	NEUTRAL	0- 0	0- 0	0- 0				

RPI	S	Opponent	Score	RPI	S	Opponent	Score	RPI	S	Opponent	Score	RPI	S	Opponent	Score
2	N	Baylor	71 69	29	A	Colorado	57 40	83	A	Santa Clara	92 57	109	H	Southern California	75 66
3	H	Connecticut	35 <b>61</b>	50	A	Gonzaga	69 41	90	H	Fresno St.	72 61	118	A	Utah	70 56
4	A	California	62 53									142	H	Long Beach St.	77 41
4	H	California	55 <b>67</b>									148	N	UT Martin	92 68
5	A	Tennessee	73 60									160	A	Hawaii	69 42
15	H	UCLA	75 49									194	A	UC Davis	87 38
17	A	South Carolina	53 49												
23	H	Pacific	78 43												
LAST 12 Division I GAMES:															
109	H	Southern California	75 66	3	H	Connecticut	35 <b>61</b>								
15	H	UCLA	75 49	5	A	Tennessee	73 60								
4	H	California	55 <b>67</b>	17	A	South Carolina	53 49								
4	A	California	62 53	23	H	Pacific	78 43								
118	A	Utah	70 56	50	A	Gonzaga	69 41								
29	A	Colorado	57 40	194	A	UC Davis	87 38								

Non-Div I Games:

Stanford

Average RPI Win:	261	WON-LOST	WINNING	LAST 10	STRENGTH OF	OPP. STRENGTH	TEAM	ADJ.	CONF.	ADJ CONF.
Average RPI Loss:	148	RECORD	PCT. RANK	GAMES	SCHEDULE	OF SCHEDULE	RPI	RPI	RPI	RPI
DIV. I ONLY	7- 9	200	4- 6	275	262	237	237	22	22	
DIV. I NON-CONF.	4- 5	200	1- 4	269	143	199	199	21	21	
TOTALS	RPI 1-25	RPI 26-50	W-L RECORDS	RPI 51-100	RPI 101-150	RPI 150+				
7- 9	0- 0	0- 1	OVERALL	0- 2	0- 2	7- 4				
4- 2	0- 0	0- 0	HOME	0- 0	0- 1	4- 1				
2- 7	0- 0	0- 1	AWAY	0- 2	0- 1	2- 3				
1- 0	0- 0	0- 0	NEUTRAL	0- 0	0- 0	1- 0				
4- 5	0- 0	0- 1	NON-CONFERENCE	0- 2	0- 1	4- 1				
2- 0	0- 0	0- 0	HOME	0- 0	0- 0	2- 0				
1- 5	0- 0	0- 1	AWAY	0- 2	0- 1	1- 1				
1- 0	0- 0	0- 0	NEUTRAL	0- 0	0- 0	1- 0				
3- 4	0- 0	0- 0	CONFERENCE	0- 0	0- 1	3- 3				
2- 2	0- 0	0- 0	HOME	0- 0	0- 1	2- 1				
1- 2	0- 0	0- 0	AWAY	0- 0	0- 0	1- 2				
0- 0	0- 0	0- 0	NEUTRAL	0- 0	0- 0	0- 0				

RPI S	Opponent	Score	RPI S	Opponent	Score	RPI S	Opponent	Score	RPI S	Opponent	Score	Team's RPI: 237
34	A Oklahoma St.	41 85	80	A SMU	62 71	119	A Rice	41 60	128	H Lamar	50 65	
			96	A Cal Poly	64 75	162	A Oral Roberts	56 63	170	H Nicholls St.	74 66	
						177	A Central Ark.	54 57	211	H McNeese St.	57 74	
						240	A Prairie View	62 55	244	H Tulsa	73 69	
						253	H La.-Monroe	80 55	289	N CSU Bakersfield	76 71	
						298	H Southeastern La.	80 38	324	A Grambling	63 64	
						332	A A&M-Corpus Christi	66 47				
LAST 12 Division I GAMES:												
170	H Nicholls St.	74 66	128	H Lamar	50 65							
298	H Southeastern La.	80 38	244	H Tulsa	73 69							
162	A Oral Roberts	56 63	80	A SMU	62 71							
177	A Central Ark.	54 57	119	A Rice	41 60							
332	A A&M-Corpus Christi	66 47	34	A Oklahoma St.	41 85							
211	H McNeese St.	57 74	324	A Grambling	63 64							

Non-Div I Games: Northwood (TX) 80 28 Wiley 68 71

Stephen F. Austin

Loss, Non-Conf, S Site, H Home A Away N Neutral

Average RPI Win:	273	WON-LOST	WINNING	LAST 10	STRENGTH OF	OPP. STRENGTH	TEAM	ADJ.	CONF.	ADJ CONF.
Average RPI Loss:	76	RECORD	PCT. RANK	GAMES	SCHEDULE	OF SCHEDULE	RPI	RPI	RPI	RPI
DIV. I ONLY	13- 4	41	10- 0	305	294	113	113	28	28	
DIV. I NON-CONF.	6- 4	123	3- 1	224	241	159	159	28	28	
TOTALS	RPI 1-25	RPI 26-50	W-L RECORDS	RPI 51-100	RPI 101-150	RPI 150+				
13- 4	0- 1	0- 0	OVERALL	0- 2	0- 1	13- 0				
8- 0	0- 0	0- 0	HOME	0- 0	0- 0	8- 0				
5- 3	0- 1	0- 0	AWAY	0- 2	0- 0	5- 0				
0- 1	0- 0	0- 0	NEUTRAL	0- 0	0- 1	0- 0				
6- 4	0- 1	0- 0	NON-CONFERENCE	0- 2	0- 1	6- 0				
5- 0	0- 0	0- 0	HOME	0- 0	0- 0	5- 0				
1- 3	0- 1	0- 0	AWAY	0- 2	0- 0	1- 0				
0- 1	0- 0	0- 0	NEUTRAL	0- 0	0- 1	0- 0				
7- 0	0- 0	0- 0	CONFERENCE	0- 0	0- 0	7- 0				
3- 0	0- 0	0- 0	HOME	0- 0	0- 0	3- 0				
4- 0	0- 0	0- 0	AWAY	0- 0	0- 0	4- 0				
0- 0	0- 0	0- 0	NEUTRAL	0- 0	0- 0	0- 0				

RPI 1-25				RPI 26-50				RPI 51-100				RPI 101+ Team's RPI: 113			
RPI	S	Opponent	Score	RPI	S	Opponent	Score	RPI	S	Opponent	Score	RPI	S	Opponent	Score
16	A	Florida St.	44 76					64	A	South Fla.	48 70	136	N	Hofstra	75 77
								88	A	Charlotte	73 81	151	A	Fla. Atlantic	78 66
												157	A	Mercer	74 41
												200	A	East Tenn. St.	71 55
												269	H	Florida A&M	88 67
												272	H	North Florida	71 57
												273	H	Ball St.	78 66
												291	A	USC Upstate	84 66
												304	H	Jacksonville	73 56
												317	H	Ga. Southern	70 39
												318	H	Bethune-Cookman	66 52
												331	A	Kennesaw St.	57 52
												334	H	Lipscomb	92 51
												337	H	UNC Asheville	74 47
LAST 12 Division I GAMES:															
334	H	Lipscomb	92 51	157	A	Mercer	74 41								
200	A	East Tenn. St.	71 55	337	H	UNC Asheville	74 47								
291	A	USC Upstate	84 66	317	H	Ga. Southern	70 39								
304	H	Jacksonville	73 56	151	A	Fla. Atlantic	78 66								
272	H	North Florida	71 57	88	A	Charlotte	73 81								
331	A	Kennesaw St.	57 52	273	H	Ball St.	78 66								

Non-Div I Games: Lynn 65 51

Stetson

Stony Brook

Through Games Of Sunday, January 20, 2013

Average RPI Win:	237	WON-LOST	WINNING	LAST 10	STRENGTH OF	OPP. STRENGTH	TEAM	ADJ.	CONF.	ADJ CONF.
Average RPI Loss:	141	RECORD	PCT. RANK	GAMES	SCHEDULE	OF SCHEDULE	RPI	RPI	RPI	RPI
DIV. I ONLY	11- 7	105	6- 4	255	229	172	172	23	23	
DIV. I NON-CONF.	8- 5	112	5- 2	271	258	187	187	25	25	
TOTALS	RPI 1-25	RPI 26-50	W-L RECORDS	RPI 51-100	RPI 101-150	RPI 150+				
11- 7	0- 0	0- 0	OVERALL	1- 4	1- 0	9- 3				
7- 3	0- 0	0- 0	HOME	0- 1	1- 0	6- 2				
4- 4	0- 0	0- 0	AWAY	1- 3	0- 0	3- 1				
0- 0	0- 0	0- 0	NEUTRAL	0- 0	0- 0	0- 0				
8- 5	0- 0	0- 0	NON-CONFERENCE	1- 2	1- 0	6- 3				
5- 2	0- 0	0- 0	HOME	0- 0	1- 0	4- 2				
3- 3	0- 0	0- 0	AWAY	1- 2	0- 0	2- 1				
0- 0	0- 0	0- 0	NEUTRAL	0- 0	0- 0	0- 0				
3- 2	0- 0	0- 0	CONFERENCE	0- 2	0- 0	3- 0				
2- 1	0- 0	0- 0	HOME	0- 1	0- 0	2- 0				
1- 1	0- 0	0- 0	AWAY	0- 1	0- 0	1- 0				
0- 0	0- 0	0- 0	NEUTRAL	0- 0	0- 0	0- 0				

RPI 1-25			RPI 26-50			RPI 51-100			RPI 101+			Team's RPI: 172
RPI	S	Opponent	Score	RPI	S	Opponent	Score	RPI	S	Opponent	Score	
						51	H Boston U.	61	72	140	H Sacred Heart	51 46
						66	A Rutgers	44	72	184	H Iona	70 64
						74	A Youngstown St.	43	76	196	H Rider	50 62
						92	A Fordham	58	46	207	H Fairleigh Dickinson	49 56
						95	A Hartford	43	59	220	H Navy	44 40
										249	H St. Francis Brooklyn	65 52
										250	A New Hampshire	48 44
										264	A Robert Morris	56 48
										270	H Vermont	68 53
										295	A NJIT	59 34
										300	A Morgan St.	63 66
										306	H Binghamton	56 34
										341	H Saint Peter's	63 41
LAST 12 Division I GAMES:												
270	H	Vermont	68 53	66	A	Rutgers	44 72					
95	A	Hartford	43 59	249	H	St. Francis Brooklyn	65 52					
306	H	Binghamton	56 34	341	H	Saint Peter's	63 41					
250	A	New Hampshire	48 44	207	H	Fairleigh Dickinson	49 56					
51	H	Boston U.	61 72	92	A	Fordham	58 46					
184	H	Iona	70 64	140	H	Sacred Heart	51 46					

Non-Div I Games:

Stony Brook

Loss, Non-Conf, S Site, H Home A Away N Neutral

Average RPI Win:	166	WON-LOST	WINNING	LAST 10	STRENGTH OF	OPP. STRENGTH	TEAM	ADJ.	CONF.	ADJ CONF.
Average RPI Loss:	53	RECORD	PCT. RANK	GAMES	SCHEDULE	OF SCHEDULE	RPI	RPI	RPI	RPI
DIV. I ONLY	15- 2	10	8- 2	191	23	37	37	5	5	
DIV. I NON-CONF.	12- 1	5	7- 1	315	70	74	74	4	4	
TOTALS	RPI 1-25	RPI 26-50	W-L RECORDS	RPI 51-100	RPI 101-150	RPI 150+				
15- 2	0- 1	4- 0	OVERALL	2- 0	1- 1	8- 0				
8- 0	0- 0	2- 0	HOME	0- 0	1- 0	5- 0				
5- 2	0- 0	1- 0	AWAY	1- 0	0- 0	3- 0				
2- 0	0- 0	1- 0	NEUTRAL	1- 0	0- 0	0- 0				
12- 1	0- 0	2- 0	NON-CONFERENCE	1- 0	1- 1	8- 0				
6- 0	0- 0	0- 0	HOME	0- 0	1- 0	5- 0				
4- 1	0- 0	1- 0	AWAY	0- 0	0- 1	3- 0				
2- 0	0- 0	1- 0	NEUTRAL	1- 0	0- 0	0- 0				
3- 1	0- 1	2- 0	CONFERENCE	1- 0	0- 0	0- 0				
2- 0	0- 0	2- 0	HOME	0- 0	0- 0	0- 0				
1- 1	0- 1	0- 0	AWAY	1- 0	0- 0	0- 0				
0- 0	0- 0	0- 0	NEUTRAL	0- 0	0- 0	0- 0				

RPI 1-25				RPI 26-50				Team's RPI: 37	RPI 51-100				RPI 101+			
RPI	S	Opponent	Score	RPI	S	Opponent	Score		RPI	S	Opponent	Score	RPI	S	Opponent	Score
3	A	Connecticut	62 87	27	H	DePaul	84 80		57	A	Marquette	92 79	103	A	Temple	67 74
				35	H	Georgetown	86 56		59	N	Georgia Tech	75 72	131	H	Washington St.	64 51
				43	N	Virginia	74 73						207	H	Fairleigh Dickinson	94 47
				44	A	Saint Joseph's	80 39						216	H	Loyola Maryland	83 48
													228	A	Dartmouth	91 64
													241	H	Boise St.	87 48
													259	A	Cornell	80 35
													306	H	Binghamton	68 45
													314	H	Wagner	66 28
													329	A	Maine	68 44
LAST 12 Division I GAMES:																
3	A	Connecticut	62 87	306	H	Binghamton	68 45									
27	H	DePaul	84 80	216	H	Loyola Maryland	83 48									
35	H	Georgetown	86 56	314	H	Wagner	66 28									
57	A	Marquette	92 79	103	A	Temple	67 74									
241	H	Boise St.	87 48	228	A	Dartmouth	91 64									
131	H	Washington St.	64 51	43	N	Virginia	74 73									

Non-Div I Games:

Syracuse

Average RPI Win:	211	WON-LOST	WINNING	LAST 10	STRENGTH OF	OPP. STRENGTH	TEAM	ADJ.	CONF.	ADJ CONF.
Average RPI Loss:	59	RECORD	PCT. RANK	GAMES	SCHEDULE	OF SCHEDULE	RPI	RPI	RPI	RPI
DIV. I ONLY	7- 10	207	3- 7	39	52	144	144	1	1	
DIV. I NON-CONF.	7- 4	103	4- 2	125	170	133	133	1	1	
TOTALS	RPI 1-25	RPI 26-50	W-L RECORDS	RPI 51-100	RPI 101-150	RPI 150+				
7- 10	0- 3	0- 3	OVERALL	1- 3	0- 0	6- 1				
7- 5	0- 2	0- 1	HOME	1- 2	0- 0	6- 0				
0- 5	0- 1	0- 2	AWAY	0- 1	0- 0	0- 1				
0- 0	0- 0	0- 0	NEUTRAL	0- 0	0- 0	0- 0				
7- 4	0- 2	0- 0	NON-CONFERENCE	1- 1	0- 0	6- 1				
7- 2	0- 1	0- 0	HOME	1- 1	0- 0	6- 0				
0- 2	0- 1	0- 0	AWAY	0- 0	0- 0	0- 1				
0- 0	0- 0	0- 0	NEUTRAL	0- 0	0- 0	0- 0				
0- 6	0- 1	0- 3	CONFERENCE	0- 2	0- 0	0- 0				
0- 3	0- 1	0- 1	HOME	0- 1	0- 0	0- 0				
0- 3	0- 0	0- 2	AWAY	0- 1	0- 0	0- 0				
0- 0	0- 0	0- 0	NEUTRAL	0- 0	0- 0	0- 0				

RPI 1-25				RPI 26-50				RPI 51-100				RPI 101+ Team's RPI: 144			
RPI	S	Opponent	Score	RPI	S	Opponent	Score	RPI	S	Opponent	Score	RPI	S	Opponent	Score
2	H	Baylor	35 74	26	H	Oklahoma	79 85	53	A	Kansas St.	58 59	158	H	Sam Houston St.	67 60
13	A	Texas A&M	47 68	28	A	Iowa St.	52 68	53	H	Kansas St.	54 57	164	H	UCF	61 55
24	H	Georgia	59 72	45	A	West Virginia	50 58	80	H	SMU	76 70	180	H	Houston	60 51
								88	H	Charlotte	68 82	256	A	Texas St.	80 91
												262	H	UTSA	73 64
												302	H	Tex.-Pan American	73 37
												332	H	A&M-Corpus Christi	69 38
LAST 12 Division I GAMES:															
53	H	Kansas St.	54 57	332	H	A&M-Corpus Christi	69 38								
45	A	West Virginia	50 58	302	H	Tex.-Pan American	73 37								
28	A	Iowa St.	52 68	24	H	Georgia	59 72								
26	H	Oklahoma	79 85	158	H	Sam Houston St.	67 60								
53	A	Kansas St.	58 59	13	A	Texas A&M	47 68								
2	H	Baylor	35 74	262	H	UTSA	73 64								

Non-Div I Games:

TCU

Average RPI Win:	152	WON-LOST	WINNING	LAST 10	STRENGTH OF	OPP. STRENGTH	TEAM	ADJ.	CONF.	ADJ CONF.
Average RPI Loss:	102	RECORD	PCT. RANK	GAMES	SCHEDULE	OF SCHEDULE	RPI	RPI	RPI	RPI
DIV. I ONLY	7- 10	207	2- 8	32	128	103	103	8	8	
DIV. I NON-CONF.	6- 8	202	3- 6	26	103	93	93	8	8	
TOTALS	RPI 1-25	RPI 26-50	W-L RECORDS	RPI 51-100	RPI 101-150	RPI 150+				
7- 10	0- 1	1- 4	OVERALL	1- 2	2- 1	3- 2				
5- 2	0- 0	1- 0	HOME	0- 1	2- 0	2- 1				
2- 8	0- 1	0- 4	AWAY	1- 1	0- 1	1- 1				
0- 0	0- 0	0- 0	NEUTRAL	0- 0	0- 0	0- 0				
6- 8	0- 1	1- 3	NON-CONFERENCE	1- 2	2- 1	2- 1				
5- 1	0- 0	1- 0	HOME	0- 1	2- 0	2- 0				
1- 7	0- 1	0- 3	AWAY	1- 1	0- 1	0- 1				
0- 0	0- 0	0- 0	NEUTRAL	0- 0	0- 0	0- 0				
1- 2	0- 0	0- 1	CONFERENCE	0- 0	0- 0	1- 1				
0- 1	0- 0	0- 0	HOME	0- 0	0- 0	0- 1				
1- 1	0- 0	0- 1	AWAY	0- 0	0- 0	1- 0				
0- 0	0- 0	0- 0	NEUTRAL	0- 0	0- 0	0- 0				

RPI	S	Opponent	Score	RPI	S	Opponent	Score	RPI	S	Opponent	Score	RPI	S	Opponent	Score	Team's RPI: 103
10	A	Villanova	44 55	31	A	Michigan St.	47 57	66	H	Rutgers	50 66	111	H	Montana	55 41	
				35	A	Georgetown	58 66	68	A	Auburn	49 71	127	A	Howard	58 61	
				37	H	Syracuse	74 67	82	A	Bowling Green	70 56	143	H	Northeastern	63 59	
				42	A	Duquesne	45 65					183	A	St. Bonaventure	67 59	
				49	A	Nebraska	39 64					234	H	Seton Hall	54 38	
												255	H	VCU	51 53	
												274	H	Western Mich.	68 41	
												339	A	Kent St.	62 71	
LAST 12 Division I GAMES:																
				42	A	Duquesne	45 65	31	A	Michigan St.	47 57					
				255	H	VCU	51 53	10	A	Villanova	44 55					
				183	A	St. Bonaventure	67 59	68	A	Auburn	49 71					
				274	H	Western Mich.	68 41	339	A	Kent St.	62 71					
				127	A	Howard	58 61	37	H	Syracuse	74 67					
				35	A	Georgetown	58 66	82	A	Bowling Green	70 56					

Non-Div I Games:

Temple



## Tennessee

Through Games Of Sunday, January 20, 2013

Through Games of Sunday, January 10, 1910										
Average RPI Win:	83	WON-LOST	WINNING	LAST 10	STRENGTH OF	OPP. STRENGTH	TEAM	ADJ.	CONF.	ADJ CONF.
Average RPI Loss:	20	RECORD	PCT. RANK	GAMES	SCHEDULE	OF SCHEDULE	RPI	RPI	RPI	RPI
DIV. I ONLY	15- 3	24	8- 2	4	6	5	5	4	4	
DIV. I NON-CONF.	9- 3	55	4- 2	5	4	7	7	6	6	
TOTALS	RPI 1-25	RPI 26-50	W-L RECORDS	RPI 51-100	RPI 101-150	RPI 150+				
15- 3	3- 2	2- 0	OVERALL	6- 1	3- 0	1- 0				
9- 1	2- 1	0- 0	HOME	4- 0	2- 0	1- 0				
6- 2	1- 1	2- 0	AWAY	2- 1	1- 0	0- 0				
0- 0	0- 0	0- 0	NEUTRAL	0- 0	0- 0	0- 0				
9- 3	1- 2	1- 0	NON-CONFERENCE	4- 1	2- 0	1- 0				
6- 1	1- 1	0- 0	HOME	3- 0	1- 0	1- 0				
3- 2	0- 1	1- 0	AWAY	1- 1	1- 0	0- 0				
0- 0	0- 0	0- 0	NEUTRAL	0- 0	0- 0	0- 0				
6- 0	2- 0	1- 0	CONFERENCE	2- 0	1- 0	0- 0				
3- 0	1- 0	0- 0	HOME	1- 0	1- 0	0- 0				
3- 0	1- 0	1- 0	AWAY	1- 0	0- 0	0- 0				
0- 0	0- 0	0- 0	NEUTRAL	0- 0	0- 0	0- 0				

RPI	S	Opponent	Score	RPI	S	Opponent	Score	RPI	S	Opponent	Score	RPI	S	Opponent	Score
1	H	Stanford	60 73	38	A	Miami (FL)	79 67	54	H	Middle Tenn.	88 81	119	H	Rice	101 48
2	A	Baylor	53 76	48	A	Florida	78 75	56	A	Chattanooga	71 80	120	H	Alabama	96 69
17	A	South Carolina	73 53					59	A	Georgia Tech	71 54	121	A	Texas	94 75
19	H	North Carolina	102 57					66	H	Rutgers	66 47	328	H	Alcorn	90 37
24	H	Georgia	79 66					68	A	Auburn	75 66				
								70	H	Missouri	84 39				
								97	H	Davidson	75 40				
LAST 12 Division I GAMES:															
120	H	Alabama	96 69	66	H	Rutgers	66 47								
68	A	Auburn	75 66	97	H	Davidson	75 40								
48	A	Florida	78 75	1	H	Stanford	60 73								
70	H	Missouri	84 39	2	A	Baylor	53 76								
24	H	Georgia	79 66	121	A	Texas	94 75								
17	A	South Carolina	73 53	19	H	North Carolina	102 57								

Non-Div I Games:

Tennessee

■ Loss, 
 ■ Non-Conf, S Site, 
 ■ Home 
 ■ Away 
 N Neutral

## Tennessee St.

## Through Games Of Sunday, January 20, 2013

Average RPI Win:	272	WON-LOST	WINNING	LAST 10	STRENGTH OF	OPP. STRENGTH	TEAM	ADJ.	CONF.	ADJ CONF.
Average RPI Loss:	122	RECORD	PCT. RANK	GAMES	SCHEDULE	OF SCHEDULE	RPI	RPI	RPI	RPI
DIV. I ONLY	5- 10	258	3- 7	118	286	210	210	26	26	
DIV. I NON-CONF.	3- 7	263	3- 4	60	266	169	169	26	26	
TOTALS	RPI 1-25	RPI 26-50	W-L RECORDS	RPI 51-100	RPI 101-150	RPI 150+				
5- 10	0- 0	0- 1	OVERALL	0- 2	0- 3	5- 4				
1- 3	0- 0	0- 0	HOME	0- 1	0- 1	1- 1				
3- 6	0- 0	0- 1	AWAY	0- 1	0- 1	3- 3				
1- 1	0- 0	0- 0	NEUTRAL	0- 0	0- 1	1- 0				
3- 7	0- 0	0- 1	NON-CONFERENCE	0- 2	0- 2	3- 2				
0- 2	0- 0	0- 0	HOME	0- 1	0- 0	0- 1				
2- 4	0- 0	0- 1	AWAY	0- 1	0- 1	2- 1				
1- 1	0- 0	0- 0	NEUTRAL	0- 0	0- 1	1- 0				
2- 3	0- 0	0- 0	CONFERENCE	0- 0	0- 1	2- 2				
1- 1	0- 0	0- 0	HOME	0- 0	0- 1	1- 0				
1- 2	0- 0	0- 0	AWAY	0- 0	0- 0	1- 2				
0- 0	0- 0	0- 0	NEUTRAL	0- 0	0- 0	0- 0				

RPI 1-25				RPI 26-50				RPI 51-100				RPI 101+				Team's RPI: 210	
RPI	S	Opponent	Score	RPI	S	Opponent	Score	RPI	S	Opponent	Score	RPI	S	Opponent	Score		
				41	A	Louisville	25 88	53	H	Kansas St.	47 62	111	A	Montana	48 71		
								72	A	Montana St.	55 65	115	N	UAB	60 68		
												145	H	Eastern Ill.	67 76		
												163	A	South Ala.	43 59		
												166	H	Cleveland St.	59 66		
												167	A	Belmont	54 66		
												186	A	Tennessee Tech	77 80		
												204	N	Idaho	69 64		
												222	H	Southeast Mo. St.	68 58		
												260	A	Samford	57 40		
												334	A	Lipscomb	69 60		
												338	A	Jacksonville St.	88 68		
LAST 12 Division I GAMES:																	
				167	A	Belmont	54 66	334	A	Lipscomb	69 60						
				222	H	Southeast Mo. St.	68 58	166	H	Cleveland St.	59 66						
				186	A	Tennessee Tech	77 80	72	A	Montana St.	55 65						
				338	A	Jacksonville St.	88 68	111	A	Montana	48 71						
				41	A	Louisville	25 88	204	N	Idaho	69 64						
				145	H	Eastern Ill.	67 76	260	A	Samford	57 40						

Non-Div I Games: Cumberland (TN) 52 49

Tennessee St.

■ Loss, 
 ■ Non-Conf, 
 ■ S Site, 
 ■ Home 
 ■ A Away 
 N Neutral

## Tennessee Tech

Through Games Of Sunday, January 20, 2013

Average RPI Win:	250	WON-LOST	WINNING	LAST 10	STRENGTH OF	OPP. STRENGTH	TEAM	ADJ.	CONF.	ADJ CONF.
Average RPI Loss:	110	RECORD	PCT. RANK	GAMES	SCHEDULE	OF SCHEDULE	RPI	RPI	RPI	RPI
DIV. I ONLY	9- 8	157	6- 4	230	193	186	186	26	26	
DIV. I NON-CONF.	5- 7	209	3- 4	194	169	220	220	26	26	
TOTALS	RPI 1-25	RPI 26-50	W-L RECORDS	RPI 51-100	RPI 101-150	RPI 150+				
9- 8	0- 0	0- 2	OVERALL	0- 2	1- 2	8- 2				
5- 3	0- 0	0- 0	HOME	0- 1	1- 0	4- 2				
4- 4	0- 0	0- 1	AWAY	0- 1	0- 2	4- 0				
0- 1	0- 0	0- 1	NEUTRAL	0- 0	0- 0	0- 0				
5- 7	0- 0	0- 2	NON-CONFERENCE	0- 2	1- 1	4- 2				
3- 3	0- 0	0- 0	HOME	0- 1	1- 0	2- 2				
2- 3	0- 0	0- 1	AWAY	0- 1	0- 1	2- 0				
0- 1	0- 0	0- 1	NEUTRAL	0- 0	0- 0	0- 0				
4- 1	0- 0	0- 0	CONFERENCE	0- 0	0- 1	4- 0				
2- 0	0- 0	0- 0	HOME	0- 0	0- 0	2- 0				
2- 1	0- 0	0- 0	AWAY	0- 0	0- 1	2- 0				
0- 0	0- 0	0- 0	NEUTRAL	0- 0	0- 0	0- 0				

RPI 1-25				RPI 26-50				RPI 51-100				RPI 101+				Team's RPI: 186	
RPI	S	Opponent	Score	RPI	S	Opponent	Score	RPI	S	Opponent	Score	RPI	S	Opponent	Score		
				30	A	Vanderbilt	50 77	54	H	Middle Tenn.	59 65	119	H	Rice	78 65		
				46	N	St. Mary's (CA)	58 73	55	A	St. John's (NY)	46 58	126	A	Memphis	64 73		
												145	A	Eastern Ill.	79 89		
												167	H	Belmont	58 52		
												169	H	Akron	67 78		
												210	H	Tennessee St.	80 77		
												225	A	SIU Edwardsville	66 56		
												253	H	La.-Monroe	48 59		
												260	H	Samford	65 56		
												271	A	Marshall	67 60		
												328	H	Alcorn	74 57		
												333	A	Western Caro.	61 56		
												338	A	Jacksonville St.	73 51		
LAST 12 Division I GAMES:																	
				145	A	Eastern Ill.	79 89	271	A	Marshall	67 60						
				225	A	SIU Edwardsville	66 56	46	N	St. Mary's (CA)	58 73						
				210	H	Tennessee St.	80 77	55	A	St. John's (NY)	46 58						
				167	H	Belmont	58 52	333	A	Western Caro.	61 56						
				126	A	Memphis	64 73	260	H	Samford	65 56						
				338	A	Jacksonville St.	73 51	30	A	Vanderbilt	50 77						

Non-Div I Games: Tenn. Wesleyan 86 47

Tennessee Tech

■ Loss, 
 ■ Non-Conf, 
 ■ S Site, 
 ■ H Home 
 ■ A Away 
 N Neutral

Average RPI Win:	303	WON-LOST	WINNING	LAST 10	STRENGTH OF	OPP. STRENGTH	TEAM	ADJ.	CONF.	ADJ CONF.
Average RPI Loss:	190	RECORD	PCT. RANK	GAMES	SCHEDULE	OF SCHEDULE	RPI	RPI	RPI	RPI
DIV. I ONLY	5- 11	274	3- 6	320	292	302	302	33	33	
DIV. I NON-CONF.	4- 9	260	3- 5	275	236	258	258	33	33	
TOTALS	RPI 1-25	RPI 26-50	W-L RECORDS	RPI 51-100	RPI 101-150	RPI 150+				
5- 11	0- 0	0- 1	OVERALL	0- 2	0- 2	5- 6				
3- 0	0- 0	0- 0	HOME	0- 0	0- 0	3- 0				
2- 9	0- 0	0- 1	AWAY	0- 2	0- 2	2- 4				
0- 2	0- 0	0- 0	NEUTRAL	0- 0	0- 0	0- 2				
4- 9	0- 0	0- 1	NON-CONFERENCE	0- 2	0- 2	4- 4				
2- 0	0- 0	0- 0	HOME	0- 0	0- 0	2- 0				
2- 7	0- 0	0- 1	AWAY	0- 2	0- 2	2- 2				
0- 2	0- 0	0- 0	NEUTRAL	0- 0	0- 0	0- 2				
1- 2	0- 0	0- 0	CONFERENCE	0- 0	0- 0	1- 2				
1- 0	0- 0	0- 0	HOME	0- 0	0- 0	1- 0				
0- 2	0- 0	0- 0	AWAY	0- 0	0- 0	0- 2				
0- 0	0- 0	0- 0	NEUTRAL	0- 0	0- 0	0- 0				

RPI 1-25				RPI 26-50				RPI 51-100				RPI 101+				Team's RPI: 302	
RPI	S	Opponent	Score	RPI	S	Opponent	Score	RPI	S	Opponent	Score	RPI	S	Opponent	Score		
				34	A	Oklahoma St.	42 96	58	A	UTEP	56 83	119	A	Rice	54 75		
								80	A	SMU	35 71	144	A	TCU	37 73		
												212	H	Texas Southern	65 46		
												222	N	Southeast Mo. St.	54 55		
												262	A	UTSA	34 68		
												275	N	Northwestern St.	53 63		
												289	A	CSU Bakersfield	62 85		
												294	A	Texas-Arlington	59 57		
												295	A	NJIT	55 60		
												309	A	Utah Valley	66 71		
												332	A	A&M-Corpus Christi	49 45		
												332	H	A&M-Corpus Christi	77 65		
												344	H	Houston Baptist	71 45		
LAST 12 Division I GAMES:																	
				344	H	Houston Baptist	71 45	144	A	TCU	37 73						
				295	A	NJIT	55 60	212	H	Texas Southern	65 46						
				289	A	CSU Bakersfield	62 85	294	A	Texas-Arlington	59 57						
				309	A	Utah Valley	66 71	80	A	SMU	35 71						
				58	A	UTEP	56 83	332	A	A&M-Corpus Christi	49 45						
				119	A	Rice	54 75	222	N	Southeast Mo. St.	54 55						

Non-Div I Games: Tex. A&M-Kingsville 100 63 Huston-Tillotson 74 58 Our Lady Of The Lak 59 72

Tex.-Pan American

Loss, Non-Conf, S Site, H Home A Away N Neutral

Average RPI Win:	230	WON-LOST	WINNING	LAST 10	STRENGTH OF	OPP. STRENGTH	TEAM	ADJ.	CONF.	ADJ CONF.
Average RPI Loss:	29	RECORD	PCT. RANK	GAMES	SCHEDULE	OF SCHEDULE	RPI	RPI	RPI	RPI
DIV. I ONLY	7- 10	207	1- 9	25	41	121	121	1	1	
DIV. I NON-CONF.	7- 4	103	2- 4	127	75	121	121	1	1	
TOTALS	RPI 1-25	RPI 26-50	W-L RECORDS	RPI 51-100	RPI 101-150	RPI 150+				
7- 10	0- 3	0- 6	OVERALL	1- 1	1- 0	5- 0				
5- 4	0- 1	0- 3	HOME	0- 0	0- 0	5- 0				
0- 3	0- 0	0- 3	AWAY	0- 0	0- 0	0- 0				
2- 3	0- 2	0- 0	NEUTRAL	1- 1	1- 0	0- 0				
7- 4	0- 3	0- 0	NON-CONFERENCE	1- 1	1- 0	5- 0				
5- 1	0- 1	0- 0	HOME	0- 0	0- 0	5- 0				
0- 0	0- 0	0- 0	AWAY	0- 0	0- 0	0- 0				
2- 3	0- 2	0- 0	NEUTRAL	1- 1	1- 0	0- 0				
0- 6	0- 0	0- 6	CONFERENCE	0- 0	0- 0	0- 0				
0- 3	0- 0	0- 3	HOME	0- 0	0- 0	0- 0				
0- 3	0- 0	0- 3	AWAY	0- 0	0- 0	0- 0				
0- 0	0- 0	0- 0	NEUTRAL	0- 0	0- 0	0- 0				

RPI	S	Opponent	Score	RPI	S	Opponent	Score	RPI	S	Opponent	Score	RPI	S	Opponent	Score	Team's RPI: 121
5	H	Tennessee	75 94	26	A	Oklahoma	56 69	52	N	Central Mich.	65 73	136	N	Hofstra	72 52	
15	N	UCLA	42 62	26	H	Oklahoma	70 78	55	N	St. John's (NY)	70 60	243	H	Central Conn. St.	94 58	
21	N	Iowa	63 86	28	A	Iowa St.	65 73					253	H	La.-Monroe	77 49	
				34	H	Oklahoma St.	52 64					259	H	Cornell	53 40	
				36	H	Texas Tech	59 66					330	H	Jackson St.	80 53	
				45	A	West Virginia	49 53					332	H	A&M-Corpus Christi	79 30	
LAST 12 Division I GAMES:																
26	A	Oklahoma	56 69	52	N	Central Mich.	65 73									
36	H	Texas Tech	59 66	21	N	Iowa	63 86									
34	H	Oklahoma St.	52 64	259	H	Cornell	53 40									
45	A	West Virginia	49 53	5	H	Tennessee	75 94									
26	H	Oklahoma	70 78	253	H	La.-Monroe	77 49									
28	A	Iowa St.	65 73	15	N	UCLA	42 62									

Non-Div I Games:

Texas

Average RPI Win:	121	WON-LOST	WINNING	LAST 10	STRENGTH OF	OPP. STRENGTH	TEAM	ADJ.	CONF.	ADJ CONF.
Average RPI Loss:	13	RECORD	PCT. RANK	GAMES	SCHEDULE	OF SCHEDULE	RPI	RPI	RPI	RPI
DIV. I ONLY	14- 5	51	8- 2	7	29	13	13	4	4	
DIV. I NON-CONF.	10- 4	71	6- 1	11	17	30	30	6	6	
TOTALS	RPI 1-25	RPI 26-50	W-L RECORDS	RPI 51-100	RPI 101-150	RPI 150+				
14- 5	1- 4	0- 1	OVERALL	4- 0	6- 0	3- 0				
9- 2	0- 2	0- 0	HOME	2- 0	4- 0	3- 0				
3- 2	1- 1	0- 1	AWAY	1- 0	1- 0	0- 0				
2- 1	0- 1	0- 0	NEUTRAL	1- 0	1- 0	0- 0				
10- 4	0- 3	0- 1	NON-CONFERENCE	2- 0	5- 0	3- 0				
7- 2	0- 2	0- 0	HOME	1- 0	3- 0	3- 0				
1- 1	0- 0	0- 1	AWAY	0- 0	1- 0	0- 0				
2- 1	0- 1	0- 0	NEUTRAL	1- 0	1- 0	0- 0				
4- 1	1- 1	0- 0	CONFERENCE	2- 0	1- 0	0- 0				
2- 0	0- 0	0- 0	HOME	1- 0	1- 0	0- 0				
2- 1	1- 1	0- 0	AWAY	1- 0	0- 0	0- 0				
0- 0	0- 0	0- 0	NEUTRAL	0- 0	0- 0	0- 0				

RPI	S	Opponent	Score
3	H	Connecticut	50 81
6	N	Notre Dame	74 83
8	H	Penn St.	58 63
9	A	Kentucky	62 65
24	A	Georgia	64 46

RPI	S	Opponent	Score
41	A	Louisville	45 47

RPI	S	Opponent	Score
53	N	Kansas St.	83 60
57	H	Marquette	84 64
68	H	Auburn	78 56
78	A	Arkansas	63 51

RPI	S	Opponent	Score
109	A	Southern California	79 61
116	H	Liberty	70 55
119	H	Rice	80 57
120	H	Alabama	91 52
132	N	Old Dominion	78 55
144	H	TCU	68 47
156	H	Louisiana Tech	77 26
240	H	Prairie View	74 52
280	H	Southern U.	88 48

## LAST 12 Division I GAMES:

24	A	Georgia	64 46	240	H	Prairie View	74 52
68	H	Auburn	78 56	6	N	Notre Dame	74 83
9	A	Kentucky	62 65	132	N	Old Dominion	78 55
78	A	Arkansas	63 51	53	N	Kansas St.	83 60
120	H	Alabama	91 52	109	A	Southern California	79 61
119	H	Rice	80 57	144	H	TCU	68 47

Non-Div I Games:

Texas A&amp;M

## Texas Southern

Through Games Of Sunday, January 20, 2013

Average RPI Win:	290	WON-LOST	WINNING	LAST 10	STRENGTH OF	OPP. STRENGTH	TEAM	ADJ.	CONF.	ADJ CONF.
Average RPI Loss:	145	RECORD	PCT. RANK	GAMES	SCHEDULE	OF SCHEDULE	RPI	RPI	RPI	RPI
DIV. I ONLY	8- 9	180	7- 3	269	325	212	212	31	31	
DIV. I NON-CONF.	3- 8	275	2- 4	110	278	207	207	31	31	
TOTALS	RPI 1-25	RPI 26-50	W-L RECORDS	RPI 51-100	RPI 101-150	RPI 150+				
8- 9	0- 0	0- 1	OVERALL	0- 4	0- 0	8- 4				
3- 1	0- 0	0- 0	HOME	0- 0	0- 0	3- 1				
5- 6	0- 0	0- 1	AWAY	0- 2	0- 0	5- 3				
0- 2	0- 0	0- 0	NEUTRAL	0- 2	0- 0	0- 0				
3- 8	0- 0	0- 1	NON-CONFERENCE	0- 4	0- 0	3- 3				
1- 1	0- 0	0- 0	HOME	0- 0	0- 0	1- 1				
2- 5	0- 0	0- 1	AWAY	0- 2	0- 0	2- 2				
0- 2	0- 0	0- 0	NEUTRAL	0- 2	0- 0	0- 0				
5- 1	0- 0	0- 0	CONFERENCE	0- 0	0- 0	5- 1				
2- 0	0- 0	0- 0	HOME	0- 0	0- 0	2- 0				
3- 1	0- 0	0- 0	AWAY	0- 0	0- 0	3- 1				
0- 0	0- 0	0- 0	NEUTRAL	0- 0	0- 0	0- 0				

RPI 1-25				RPI 26-50				RPI 51-100				RPI 101+				Team's RPI: 212	
RPI	S	Opponent	Score	RPI	S	Opponent	Score	RPI	S	Opponent	Score	RPI	S	Opponent	Score		
				34	A	Oklahoma St.	49 91	58	N	UTEP	52 61	158	A	Sam Houston St.	62 57		
								78	A	Arkansas	50 72	170	H	Nicholls St.	58 65		
								80	A	SMU	50 66	211	A	McNeese St.	42 59		
								93	N	Arizona	59 65	240	A	Prairie View	64 57		
												280	A	Southern U.	60 72		
												284	H	UMKC	64 53		
												302	A	Tex.-Pan American	46 65		
												315	A	Ark.-Pine Bluff	65 61		
												324	H	Grambling	91 64		
												328	A	Alcorn	61 45		
												330	H	Jackson St.	73 66		
												340	A	Norfolk St.	68 53		
LAST 12 Division I GAMES:																	
				315	A	Ark.-Pine Bluff	65 61	170	H	Nicholls St.	58 65						
				324	H	Grambling	91 64	284	H	UMKC	64 53						
				330	H	Jackson St.	73 66	302	A	Tex.-Pan American	46 65						
				240	A	Prairie View	64 57	158	A	Sam Houston St.	62 57						
				328	A	Alcorn	61 45	34	A	Oklahoma St.	49 91						
				280	A	Southern U.	60 72	78	A	Arkansas	50 72						

Non-Div I Games:

Texas Southern

  Loss, 
  Non-Conf, 
  S Site, 
  H Home 
  A Away 
N Neutral

Average RPI Win:	239	WON-LOST	WINNING	LAST 10	STRENGTH OF	OPP. STRENGTH	TEAM	ADJ.	CONF.	ADJ CONF.
Average RPI Loss:	174	RECORD	PCT. RANK	GAMES	SCHEDULE	OF SCHEDULE	RPI	RPI	RPI	RPI
DIV. I ONLY	6- 10	235	3- 7	264	199	256	256	24	24	
DIV. I NON-CONF.	5- 4	141	2- 2	175	159	130	130	24	24	
TOTALS	RPI 1-25	RPI 26-50	W-L RECORDS	RPI 51-100	RPI 101-150	RPI 150+				
6- 10	0- 0	0- 1	OVERALL	0- 1	1- 1	5- 7				
3- 4	0- 0	0- 0	HOME	0- 0	1- 1	2- 3				
3- 6	0- 0	0- 1	AWAY	0- 1	0- 0	3- 4				
0- 0	0- 0	0- 0	NEUTRAL	0- 0	0- 0	0- 0				
5- 4	0- 0	0- 1	NON-CONFERENCE	0- 1	1- 1	4- 1				
3- 1	0- 0	0- 0	HOME	0- 0	1- 1	2- 0				
2- 3	0- 0	0- 1	AWAY	0- 1	0- 0	2- 1				
0- 0	0- 0	0- 0	NEUTRAL	0- 0	0- 0	0- 0				
1- 6	0- 0	0- 0	CONFERENCE	0- 0	0- 0	1- 6				
0- 3	0- 0	0- 0	HOME	0- 0	0- 0	0- 3				
1- 3	0- 0	0- 0	AWAY	0- 0	0- 0	1- 3				
0- 0	0- 0	0- 0	NEUTRAL	0- 0	0- 0	0- 0				

RPI S	Opponent	Score	RPI S	Opponent	Score	RPI S	Opponent	Score	RPI S	Opponent	Score	Team's RPI: 256
34	A Oklahoma St.	55 90	58	A UTEP	81 88	119	H Rice	61 73	144	H TCU	91 80	
						156	A Louisiana Tech	58 71	165	A North Texas	88 83	
						167	H Belmont	82 76	180	A Houston	61 74	
						213	H New Mexico St.	58 61	218	A Utah St.	69 82	
						232	H Denver	70 73	262	H UTSA	46 56	
						268	A San Jose St.	96 98	294	A Texas-Arlington	63 57	
						331	H Kennesaw St.	75 61	332	A A&M-Corpus Christi	69 51	
LAST 12 Division I GAMES:												
262	H UTSA	46 56	268	A San Jose St.	96 98							
294	A Texas-Arlington	63 57	180	A Houston	61 74							
156	A Louisiana Tech	58 71	331	H Kennesaw St.	75 61							
213	H New Mexico St.	58 61	332	A A&M-Corpus Christi	69 51							
232	H Denver	70 73	58	A UTEP	81 88							
218	A Utah St.	69 82	34	A Oklahoma St.	55 90							

Non-Div I Games: Huston-Tillotson 93 42

Texas St.



Average RPI Win:	157	WON-LOST	WINNING	LAST 10	STRENGTH OF	OPP. STRENGTH	TEAM	ADJ.	CONF.	ADJ CONF.
Average RPI Loss:	57	RECORD	PCT. RANK	GAMES	SCHEDULE	OF SCHEDULE	RPI	RPI	RPI	RPI
DIV. I ONLY	14- 4	40	7- 3	52	124	36	36	1	1	
DIV. I NON-CONF.	10- 2	28	5- 1	149	269	59	59	1	1	
TOTALS	RPI 1-25	RPI 26-50	W-L RECORDS	RPI 51-100	RPI 101-150	RPI 150+				
14- 4	0- 0	2- 3	OVERALL	3- 0	2- 1	7- 0				
10- 1	0- 0	1- 1	HOME	2- 0	1- 0	6- 0				
3- 2	0- 0	1- 1	AWAY	1- 0	1- 1	0- 0				
1- 1	0- 0	0- 1	NEUTRAL	0- 0	0- 0	1- 0				
10- 2	0- 0	0- 1	NON-CONFERENCE	2- 0	1- 1	7- 0				
8- 0	0- 0	0- 0	HOME	1- 0	1- 0	6- 0				
1- 1	0- 0	0- 0	AWAY	1- 0	0- 1	0- 0				
1- 1	0- 0	0- 1	NEUTRAL	0- 0	0- 0	1- 0				
4- 2	0- 0	2- 2	CONFERENCE	1- 0	1- 0	0- 0				
2- 1	0- 0	1- 1	HOME	1- 0	0- 0	0- 0				
2- 1	0- 0	1- 1	AWAY	0- 0	1- 0	0- 0				
0- 0	0- 0	0- 0	NEUTRAL	0- 0	0- 0	0- 0				

RPI 1-25				RPI 26-50				Team's RPI: 36		RPI 51-100				RPI 101+			
RPI	S	Opponent	Score	RPI	S	Opponent	Score	RPI	S	Opponent	Score	RPI	S	Opponent	Score		
				26	A	Oklahoma	55 65	53	H	Kansas St.	59 50	121	A	Texas	66 59		
				28	H	Iowa St.	54 58	67	H	Illinois	75 56	128	H	Lamar	73 52		
				31	N	Michigan St.	48 50	91	A	Arizona St.	61 49	141	A	New Mexico	61 65		
				33	H	Kansas	70 63					170	H	Nicholls St.	78 48		
				34	A	Oklahoma St.	64 59					180	H	Houston	86 56		
												182	N	Oregon St.	66 48		
												217	H	Northern Colo.	68 41		
												238	H	Southern Utah	73 54		
												334	H	Lipscomb	61 41		
												345	H	New Orleans	81 38		
LAST 12 Division I GAMES:																	
				33	H	Kansas	70 63	180	H	Houston	86 56						
				121	A	Texas	66 59	182	N	Oregon St.	66 48						
				26	A	Oklahoma	55 65	31	N	Michigan St.	48 50						
				53	H	Kansas St.	59 50	217	H	Northern Colo.	68 41						
				28	H	Iowa St.	54 58	67	H	Illinois	75 56						
				34	A	Oklahoma St.	64 59	128	H	Lamar	73 52						

Non-Div I Games:

Texas Tech

## Texas-Arlington

Through Games Of Sunday, January 20, 2013

Average RPI Win:	241	WON-LOST	WINNING	LAST 10	STRENGTH OF	OPP. STRENGTH	TEAM	ADJ.	CONF.	ADJ CONF.
Average RPI Loss:	178	RECORD	PCT. RANK	GAMES	SCHEDULE	OF SCHEDULE	RPI	RPI	RPI	RPI
DIV. I ONLY	3- 14	315	2- 8	186	309	294	294	24	24	
DIV. I NON-CONF.	2- 8	303	1- 4	156	303	265	265	24	24	
TOTALS	RPI 1-25	RPI 26-50	W-L RECORDS	RPI 51-100	RPI 101-150	RPI 150+				
3- 14	0- 0	0- 2	OVERALL	0- 1	0- 1	3- 10				
0- 6	0- 0	0- 1	HOME	0- 0	0- 1	0- 4				
3- 8	0- 0	0- 1	AWAY	0- 1	0- 0	3- 6				
0- 0	0- 0	0- 0	NEUTRAL	0- 0	0- 0	0- 0				
2- 8	0- 0	0- 2	NON-CONFERENCE	0- 1	0- 1	2- 4				
0- 4	0- 0	0- 1	HOME	0- 0	0- 1	0- 2				
2- 4	0- 0	0- 1	AWAY	0- 1	0- 0	2- 2				
0- 0	0- 0	0- 0	NEUTRAL	0- 0	0- 0	0- 0				
1- 6	0- 0	0- 0	CONFERENCE	0- 0	0- 0	1- 6				
0- 2	0- 0	0- 0	HOME	0- 0	0- 0	0- 2				
1- 4	0- 0	0- 0	AWAY	0- 0	0- 0	1- 4				
0- 0	0- 0	0- 0	NEUTRAL	0- 0	0- 0	0- 0				

RPI 1-25				RPI 26-50				RPI 51-100				RPI 101+				Team's RPI: 294	
RPI	S	Opponent	Score	RPI	S	Opponent	Score	RPI	S	Opponent	Score	RPI	S	Opponent	Score		
				31	A	Michigan St.	39 83	90	A	Fresno St.	45 70	126	H	Memphis	76 89		
				34	H	Oklahoma St.	54 90					156	A	Louisiana Tech	58 65		
												162	H	Oral Roberts	41 73		
												165	A	North Texas	59 50		
												173	A	Seattle	53 69		
												204	A	Idaho	52 70		
												209	A	George Washington	47 80		
												213	A	New Mexico St.	62 59		
												232	A	Denver	52 90		
												248	A	Neb. Omaha	39 73		
												256	H	Texas St.	57 63		
												262	H	UTSA	57 59		
												302	H	Tex.-Pan American	57 59		
												344	A	Houston Baptist	77 71		
LAST 12 Division I GAMES:																	
				204	A	Idaho	52 70					213	A	New Mexico St.	62 59		
				173	A	Seattle	53 69					34	H	Oklahoma St.	54 90		
				256	H	Texas St.	57 63					165	A	North Texas	59 50		
				262	H	UTSA	57 59					302	H	Tex.-Pan American	57 59		
				156	A	Louisiana Tech	58 65					90	A	Fresno St.	45 70		
				232	A	Denver	52 90					248	A	Neb. Omaha	39 73		

Non-Div I Games:

Texas-Arlington

■ Loss, 
 ■ Non-Conf, 
 ■ S Site, 
 ■ H Home 
 ■ A Away 
 N Neutral

Average RPI Win:	178	WON-LOST	WINNING	LAST 10	STRENGTH OF	OPP. STRENGTH	TEAM	ADJ.	CONF.	ADJ CONF.
Average RPI Loss:	32	RECORD	PCT. RANK	GAMES	SCHEDULE	OF SCHEDULE	RPI	RPI	RPI	RPI
DIV. I ONLY	15- 2	10	9- 1	130	98	39	39	19	19	
DIV. I NON-CONF.	12- 1	5	8- 0	119	132	19	19	17	17	
TOTALS	RPI 1-25	RPI 26-50	W-L RECORDS	RPI 51-100	RPI 101-150	RPI 150+				
15- 2	0- 1	0- 0	OVERALL	4- 1	1- 0	10- 0				
7- 1	0- 0	0- 0	HOME	0- 1	1- 0	6- 0				
6- 1	0- 1	0- 0	AWAY	2- 0	0- 0	4- 0				
2- 0	0- 0	0- 0	NEUTRAL	2- 0	0- 0	0- 0				
12- 1	0- 1	0- 0	NON-CONFERENCE	3- 0	1- 0	8- 0				
6- 0	0- 0	0- 0	HOME	0- 0	1- 0	5- 0				
4- 1	0- 1	0- 0	AWAY	1- 0	0- 0	3- 0				
2- 0	0- 0	0- 0	NEUTRAL	2- 0	0- 0	0- 0				
3- 1	0- 0	0- 0	CONFERENCE	1- 1	0- 0	2- 0				
1- 1	0- 0	0- 0	HOME	0- 1	0- 0	1- 0				
2- 0	0- 0	0- 0	AWAY	1- 0	0- 0	1- 0				
0- 0	0- 0	0- 0	NEUTRAL	0- 0	0- 0	0- 0				

RPI 1-25				RPI 26-50				Team's RPI: 39				RPI 51-100				RPI 101+			
RPI	S	Opponent	Score	RPI	S	Opponent	Score					RPI	S	Opponent	Score	RPI	S	Opponent	Score
12	A	Dayton	76 79									52	H	Central Mich.	66 73	139	H	Arkansas St.	56 34
												57	A	Marquette	82 71	168	H	Evansville	60 50
												82	A	Bowling Green	48 38	183	H	St. Bonaventure	59 45
												83	N	Santa Clara	73 48	192	H	Milwaukee	83 59
												88	N	Charlotte	76 66	201	A	Eastern Mich.	56 40
																225	H	SIU Edwardsville	59 43
																239	A	Georgia St.	46 43
																240	H	Prairie View	76 41
																242	A	Nevada	73 61
																261	A	Colorado St.	66 62
																263	H	Buffalo	59 44
LAST 12 Division I GAMES:																			
263	H	Buffalo	59 44	240	H	Prairie View	76 41												
201	A	Eastern Mich.	56 40	168	H	Evansville	60 50												
82	A	Bowling Green	48 38	57	A	Marquette	82 71												
52	H	Central Mich.	66 73	192	H	Milwaukee	83 59												
239	A	Georgia St.	46 43	183	H	St. Bonaventure	59 45												
88	N	Charlotte	76 66	225	H	SIU Edwardsville	59 43												

Non-Div I Games:

Toledo

Average RPI Win:	302	WON-LOST	WINNING	LAST 10	STRENGTH OF	OPP. STRENGTH	TEAM	ADJ.	CONF.	ADJ CONF.
Average RPI Loss:	177	RECORD	PCT. RANK	GAMES	SCHEDULE	OF SCHEDULE	RPI	RPI	RPI	RPI
DIV. I ONLY	6- 10	235	2- 8	304	269	292	292	14	14	
DIV. I NON-CONF.	6- 5	146	3- 4	341	292	295	295	16	16	
TOTALS	RPI 1-25	RPI 26-50	W-L RECORDS	RPI 51-100	RPI 101-150	RPI 150+				
6- 10	0- 2	0- 0	OVERALL	0- 1	0- 1	6- 6				
4- 4	0- 1	0- 0	HOME	0- 0	0- 0	4- 3				
2- 6	0- 1	0- 0	AWAY	0- 1	0- 1	2- 3				
0- 0	0- 0	0- 0	NEUTRAL	0- 0	0- 0	0- 0				
6- 5	0- 1	0- 0	NON-CONFERENCE	0- 0	0- 0	6- 4				
4- 2	0- 1	0- 0	HOME	0- 0	0- 0	4- 1				
2- 3	0- 0	0- 0	AWAY	0- 0	0- 0	2- 3				
0- 0	0- 0	0- 0	NEUTRAL	0- 0	0- 0	0- 0				
0- 5	0- 1	0- 0	CONFERENCE	0- 1	0- 1	0- 2				
0- 2	0- 0	0- 0	HOME	0- 0	0- 0	0- 2				
0- 3	0- 1	0- 0	AWAY	0- 1	0- 1	0- 0				
0- 0	0- 0	0- 0	NEUTRAL	0- 0	0- 0	0- 0				

RPI	S	Opponent	Score	RPI	S	Opponent	Score	RPI	S	Opponent	Score	RPI	S	Opponent	Score	Team's RPI: 292
7	H	Maryland	43 88					98	A	Drexel	55 76	132	A	Old Dominion	55 65	
25	A	Delaware	44 76									176	H	Bucknell	62 75	
												216	A	Loyola Maryland	44 52	
												229	H	George Mason	54 65	
												239	H	Georgia St.	49 56	
												278	H	Delaware St.	69 61	
												283	H	Coppin St.	58 55	
												300	H	Morgan St.	61 57	
												308	A	Manhattan	63 60	
												316	A	UMBC	62 44	
												322	A	UMES	48 60	
												326	A	LIU Brooklyn	63 65	
												329	H	Maine	69 64	
LAST 12 Division I GAMES:																
25	A	Delaware	44 76	278	H	Delaware St.	69 61									
229	H	George Mason	54 65	176	H	Bucknell	62 75									
239	H	Georgia St.	49 56	7	H	Maryland	43 88									
132	A	Old Dominion	55 65	322	A	UMES	48 60									
98	A	Drexel	55 76	326	A	LIU Brooklyn	63 65									
329	H	Maine	69 64	283	H	Coppin St.	58 55									

Non-Div I Games:

Towson

T  
r  
o  
yT  
r  
o  
y

Troy

Page 293

## Tulane

Through Games Of Sunday, January 20, 2013

Average RPI Win:	198	WON-LOST	WINNING	LAST 10	STRENGTH OF	OPP. STRENGTH	TEAM	ADJ.	CONF.	ADJ CONF.
Average RPI Loss:	126	RECORD	PCT. RANK	GAMES	SCHEDULE	OF SCHEDULE	RPI	RPI	RPI	RPI
DIV. I ONLY	13- 3	34	7- 2	288	89	107	107	10	10	
DIV. I NON-CONF.	10- 2	28	5- 2	321	66	134	134	12	12	
TOTALS	RPI 1-25	RPI 26-50	W-L RECORDS	RPI 51-100	RPI 101-150	RPI 150+				
13- 3	0- 0	0- 0	OVERALL	1- 2	3- 0	9- 1				
6- 3	0- 0	0- 0	HOME	0- 2	1- 0	5- 1				
5- 0	0- 0	0- 0	AWAY	1- 0	1- 0	3- 0				
2- 0	0- 0	0- 0	NEUTRAL	0- 0	1- 0	1- 0				
10- 2	0- 0	0- 0	NON-CONFERENCE	1- 1	1- 0	8- 1				
5- 2	0- 0	0- 0	HOME	0- 1	0- 0	5- 1				
3- 0	0- 0	0- 0	AWAY	1- 0	0- 0	2- 0				
2- 0	0- 0	0- 0	NEUTRAL	0- 0	1- 0	1- 0				
3- 1	0- 0	0- 0	CONFERENCE	0- 1	2- 0	1- 0				
1- 1	0- 0	0- 0	HOME	0- 1	1- 0	0- 0				
2- 0	0- 0	0- 0	AWAY	0- 0	1- 0	1- 0				
0- 0	0- 0	0- 0	NEUTRAL	0- 0	0- 0	0- 0				

RPI 1-25			RPI 26-50			RPI 51-100			RPI 101+			Team's RPI: 107
RPI	S	Opponent	Score	RPI	S	Opponent	Score	RPI	S	Opponent	Score	Score
						68	H Auburn	65	70	119	A Rice	69 65
						71	A LSU	66	64	126	H Memphis	72 62
						80	H SMU	56	62	150	N Bradley	74 69
										156	H Louisiana Tech	66 59
										165	H North Texas	73 62
										201	H Eastern Mich.	71 65
										211	H McNeese St.	69 63
										231	H La.-Lafayette	64 65
										253	A La.-Monroe	70 60
										271	A Marshall	67 57
										274	N Western Mich.	66 48
										280	A Southern U.	65 45
										296	H UNC Wilmington	73 58
LAST 12 Division I GAMES:												
126	H	Memphis	72 62	165	H	North Texas	73 62					
119	A	Rice	69 65	231	H	La.-Lafayette	64 65					
271	A	Marshall	67 57	71	A	LSU	66 64					
80	H	SMU	56 62	296	H	UNC Wilmington	73 58					
211	H	McNeese St.	69 63	68	H	Auburn	65 70					
201	H	Eastern Mich.	71 65	274	N	Western Mich.	66 48					

Non-Div I Games: Loyola (LA) 81 41

Tulane

■ Loss, 
 ■ Non-Conf, S Site, 
 ■ Home 
 ■ Away 
 N Neutral

Average RPI Win: 283		WON-LOST	WINNING	LAST 10	STRENGTH OF		OPP. STRENGTH	TEAM	ADJ.	CONF.	ADJ CONF.
Average RPI Loss: 125		RECORD	PCT. RANK	GAMES	SCHEDULE		OF SCHEDULE	RPI	RPI	RPI	RPI
DIV. I ONLY		5- 11	274	3- 6	155		217	244	244	10	10
DIV. I NON-CONF.		4- 8	241	4- 3	223		261	251	251	12	12
TOTALS		RPI 1-25	RPI 26-50		W-L RECORDS		RPI 51-100	RPI 101-150		RPI 150+	
5- 11	0- 0	0- 0		OVERALL		0- 4	0- 4		5- 3		
3- 3	0- 0	0- 0		HOME		0- 2	0- 1		3- 0		
2- 6	0- 0	0- 0		AWAY		0- 1	0- 3		2- 2		
0- 2	0- 0	0- 0		NEUTRAL		0- 1	0- 0		0- 1		
4- 8	0- 0	0- 0		NON-CONFERENCE		0- 3	0- 2		4- 3		
2- 2	0- 0	0- 0		HOME		0- 1	0- 1		2- 0		
2- 4	0- 0	0- 0		AWAY		0- 1	0- 1		2- 2		
0- 2	0- 0	0- 0		NEUTRAL		0- 1	0- 0		0- 1		
1- 3	0- 0	0- 0		CONFERENCE		0- 1	0- 2		1- 0		
1- 1	0- 0	0- 0		HOME		0- 1	0- 0		1- 0		
0- 2	0- 0	0- 0		AWAY		0- 0	0- 2		0- 0		
0- 0	0- 0	0- 0		NEUTRAL		0- 0	0- 0		0- 0		

RPI 1-25				RPI 26-50				RPI 51-100				RPI 101+				Team's RPI: 244	
RPI	S	Opponent	Score	RPI	S	Opponent	Score	RPI	S	Opponent	Score	RPI	S	Opponent	Score		
								58	H	UTEP	64	71	119	A	Rice	53	56
								67	N	Illinois	75	82	123	A	UALR	51	78
								78	H	Arkansas	56	64	123	H	UALR	64	73
								87	A	BYU	48	70	130	A	East Carolina	63	69
													162	A	Oral Roberts	53	64
													195	N	Loyola Marymount	74	75
													237	A	Stephen F. Austin	69	73
													248	A	Neb. Omaha	49	48
													261	H	Colorado St.	58	43
													271	H	Marshall	67	49
													309	H	Utah Valley	80	53
													324	A	Grambling	75	62
LAST 12 Division I GAMES:																	
				130	A	East Carolina	63	69	123	A	UALR	51	78				
				271	H	Marshall	67	49	87	A	BYU	48	70				
				119	A	Rice	53	56	261	H	Colorado St.	58	43				
				58	H	UTEP	64	71	248	A	Neb. Omaha	49	48				
				237	A	Stephen F. Austin	69	73	309	H	Utah Valley	80	53				
				324	A	Grambling	75	62	195	N	Loyola Marymount	74	75				

Non-Div I Games: Langston

97 35

Tulsa

Loss, Non-Conf, S Site, H Home A Away N Neutral

Average RPI Win:	226	WON-LOST	WINNING	LAST 10	STRENGTH OF	OPP. STRENGTH	TEAM	ADJ.	CONF.	ADJ CONF.
Average RPI Loss:	149	RECORD	PCT. RANK	GAMES	SCHEDULE	OF SCHEDULE	RPI	RPI	RPI	RPI
DIV. I ONLY	12- 4	46	7- 3	273	202	115	115	10	10	
DIV. I NON-CONF.	9- 4	76	6- 3	310	262	196	196	12	12	
TOTALS	RPI 1-25	RPI 26-50	W-L RECORDS	RPI 51-100	RPI 101-150	RPI 150+				
12- 4	0- 0	0- 1	OVERALL	1- 1	2- 0	9- 2				
6- 2	0- 0	0- 0	HOME	0- 1	1- 0	5- 1				
4- 2	0- 0	0- 1	AWAY	1- 0	1- 0	2- 1				
2- 0	0- 0	0- 0	NEUTRAL	0- 0	0- 0	2- 0				
9- 4	0- 0	0- 1	NON-CONFERENCE	0- 1	2- 0	7- 2				
5- 2	0- 0	0- 0	HOME	0- 1	1- 0	4- 1				
2- 2	0- 0	0- 1	AWAY	0- 0	1- 0	1- 1				
2- 0	0- 0	0- 0	NEUTRAL	0- 0	0- 0	2- 0				
3- 0	0- 0	0- 0	CONFERENCE	1- 0	0- 0	2- 0				
1- 0	0- 0	0- 0	HOME	0- 0	0- 0	1- 0				
2- 0	0- 0	0- 0	AWAY	1- 0	0- 0	1- 0				
0- 0	0- 0	0- 0	NEUTRAL	0- 0	0- 0	0- 0				

RPI 1-25				RPI 26-50				RPI 51-100				RPI 101+				Team's RPI: 115	
RPI	S	Opponent	Score	RPI	S	Opponent	Score	RPI	S	Opponent	Score	RPI	S	Opponent	Score		
				30	A	Vanderbilt	54 69					137	A	High Point	58 53		
								56	H	Chattanooga	57 66	148	H	UT Martin	56 51		
								58	A	UTEP	61 57	164	A	UCF	64 46		
												180	H	Houston	54 46		
												210	N	Tennessee St.	68 60		
												229	A	George Mason	55 58		
												257	H	Mississippi Val.	70 47		
												279	H	Morehead St.	50 57		
												286	A	Alabama A&M	72 53		
												307	H	Austin Peay	72 54		
												315	H	Ark.-Pine Bluff	71 25		
												325	H	UNC Greensboro	80 62		
												327	N	Alabama St.	74 41		
LAST 12 Division I GAMES:																	
				58	A	UTEP	61 57	279	H	Morehead St.	50 57						
				180	H	Houston	54 46	229	A	George Mason	55 58						
				164	A	UCF	64 46	137	A	High Point	58 53						
				56	H	Chattanooga	57 66	327	N	Alabama St.	74 41						
				325	H	UNC Greensboro	80 62	210	N	Tennessee St.	68 60						
				148	H	UT Martin	56 51	315	H	Ark.-Pine Bluff	71 25						

Non-Div I Games:

UAB

■ Loss, 
 ■ Non-Conf, 
 S Site, 
 ■ Home 
 ■ Away 
 N Neutral



Average RPI Win:	201	WON-LOST	WINNING	LAST 10	STRENGTH OF	OPP. STRENGTH	TEAM	ADJ.	CONF.	ADJ CONF.
Average RPI Loss:	118	RECORD	PCT. RANK	GAMES	SCHEDULE	OF SCHEDULE	RPI	RPI	RPI	RPI
DIV. I ONLY	11- 7	105	4- 6	157	149	123	123	13	13	
DIV. I NON-CONF.	7- 1	21	3- 0	120	153	43	43	13	13	
TOTALS	RPI 1-25	RPI 26-50	W-L RECORDS	RPI 51-100	RPI 101-150	RPI 150+				
11- 7	0- 0	0- 0	OVERALL	1- 4	2- 1	8- 2				
6- 4	0- 0	0- 0	HOME	0- 2	1- 1	5- 1				
5- 3	0- 0	0- 0	AWAY	1- 2	1- 0	3- 1				
0- 0	0- 0	0- 0	NEUTRAL	0- 0	0- 0	0- 0				
7- 1	0- 0	0- 0	NON-CONFERENCE	1- 1	2- 0	4- 0				
4- 1	0- 0	0- 0	HOME	0- 1	1- 0	3- 0				
3- 0	0- 0	0- 0	AWAY	1- 0	1- 0	1- 0				
0- 0	0- 0	0- 0	NEUTRAL	0- 0	0- 0	0- 0				
4- 6	0- 0	0- 0	CONFERENCE	0- 3	0- 1	4- 2				
2- 3	0- 0	0- 0	HOME	0- 1	0- 1	2- 1				
2- 3	0- 0	0- 0	AWAY	0- 2	0- 0	2- 1				
0- 0	0- 0	0- 0	NEUTRAL	0- 0	0- 0	0- 0				

RPI 1-25				RPI 26-50				RPI 51-100				RPI 101+				Team's RPI: 123	
RPI	S	Opponent	Score	RPI	S	Opponent	Score	RPI	S	Opponent	Score	RPI	S	Opponent	Score		
								54	A	Middle Tenn.	56	65	119	H	Rice	76	48
								76	A	Western Ky.	61	70	125	H	FIU	53	55
								76	H	Western Ky.	69	78	126	A	Memphis	56	44
								80	A	SMU	47	43	162	H	Oral Roberts	79	47
								99	H	Missouri St.	68	78	163	A	South Ala.	49	40
													165	H	North Texas	65	68
													197	H	Southern Miss.	64	45
													231	A	La.-Lafayette	54	56
													244	A	Tulsa	73	64
													244	H	Tulsa	78	51
													253	H	La.-Monroe	71	54
													311	A	Troy	71	50
													311	H	Troy	75	52
LAST 12 Division I GAMES:																	
				76	A	Western Ky.	61	70	231	A	La.-Lafayette	54	56				
				54	A	Middle Tenn.	56	65	163	A	South Ala.	49	40				
				125	H	FIU	53	55	244	H	Tulsa	78	51				
				165	H	North Texas	65	68	126	A	Memphis	56	44				
				311	A	Troy	71	50	197	H	Southern Miss.	64	45				
				76	H	Western Ky.	69	78	253	H	La.-Monroe	71	54				

Non-Div I Games:

UALR

■ Loss, 
 ■ Non-Conf, 
 ■ S Site, 
 ■ H Home 
 ■ A Away 
 N Neutral

Average RPI Win:	185	WON-LOST	WINNING	LAST 10	STRENGTH OF	OPP. STRENGTH	TEAM	ADJ.	CONF.	ADJ CONF.
Average RPI Loss:	110	RECORD	PCT. RANK	GAMES	SCHEDULE	OF SCHEDULE	RPI	RPI	RPI	RPI
DIV. I ONLY	6- 10	235	4- 6	140	61	194	194	11	11	
DIV. I NON-CONF.	5- 6	186	3- 4	185	82	194	194	10	10	
TOTALS	RPI 1-25	RPI 26-50	W-L RECORDS	RPI 51-100	RPI 101-150	RPI 150+				
6- 10	0- 2	0- 1	OVERALL	2- 2	1- 1	3- 4				
2- 5	0- 1	0- 1	HOME	2- 1	0- 0	0- 2				
2- 5	0- 0	0- 0	AWAY	0- 0	1- 0	1- 1				
2- 0	0- 0	0- 0	NEUTRAL	0- 0	0- 0	2- 0				
5- 6	0- 1	0- 1	NON-CONFERENCE	1- 1	1- 1	3- 2				
1- 4	0- 1	0- 1	HOME	1- 1	0- 0	0- 1				
2- 2	0- 0	0- 0	AWAY	0- 0	1- 1	1- 1				
2- 0	0- 0	0- 0	NEUTRAL	0- 0	0- 0	2- 0				
1- 4	0- 1	0- 0	CONFERENCE	1- 1	0- 0	0- 2				
1- 1	0- 0	0- 0	HOME	1- 0	0- 0	0- 1				
0- 3	0- 1	0- 0	AWAY	0- 1	0- 0	0- 1				
0- 0	0- 0	0- 0	NEUTRAL	0- 0	0- 0	0- 0				

RPI 1-25				RPI 26-50				RPI 51-100				RPI 101+ Team's RPI: 194			
RPI	S	Opponent	Score	RPI	S	Opponent	Score	RPI	S	Opponent	Score	RPI	S	Opponent	Score
1	H	Stanford	38 87	46	H	St. Mary's (CA)	56 75	62	H	Cal St. Northridge	61 46	109	A	Southern California	78 69
23	A	Pacific	64 78					63	H	Washington	56 81	149	A	Sacramento St.	65 66
								83	H	Santa Clara	70 59	160	H	Hawaii	63 71
								96	A	Cal Poly	71 73	175	A	UC Santa Barbara	43 58
												178	A	San Francisco	65 72
												206	H	Pepperdine	68 83
												220	N	Navy	66 63
												289	N	CSU Bakersfield	71 59
												344	A	Houston Baptist	77 64
LAST 12 Division I GAMES:															
160	H	Hawaii	63 71	63	H	Washington	56 81								
62	H	Cal St. Northridge	61 46	289	N	CSU Bakersfield	71 59								
175	A	UC Santa Barbara	43 58	109	A	Southern California	78 69								
96	A	Cal Poly	71 73	83	H	Santa Clara	70 59								
23	A	Pacific	64 78	46	H	St. Mary's (CA)	56 75								
149	A	Sacramento St.	65 66	1	H	Stanford	38 87								

Non-Div I Games:

UC Davis

■ Loss, 
 ■ Non-Conf, 
 S Site, 
 ■ Home 
 ■ Away 
 N Neutral

Average RPI Win:	245	WON-LOST	WINNING	LAST 10	STRENGTH OF	OPP. STRENGTH	TEAM	ADJ.	CONF.	ADJ CONF.
Average RPI Loss:	170	RECORD	PCT. RANK	GAMES	SCHEDULE	OF SCHEDULE	RPI	RPI	RPI	RPI
DIV. I ONLY	4- 14	308	2- 8	247	169	293	293	11	11	
DIV. I NON-CONF.	4- 8	241	3- 3	268	222	253	253	10	10	
TOTALS	RPI 1-25	RPI 26-50	W-L RECORDS	RPI 51-100	RPI 101-150	RPI 150+				
4- 14	0- 0	0- 1	OVERALL	0- 3	0- 1	4- 9				
0- 7	0- 0	0- 0	HOME	0- 1	0- 0	0- 6				
3- 7	0- 0	0- 1	AWAY	0- 2	0- 1	3- 3				
1- 0	0- 0	0- 0	NEUTRAL	0- 0	0- 0	1- 0				
4- 8	0- 0	0- 1	NON-CONFERENCE	0- 1	0- 1	4- 5				
0- 4	0- 0	0- 0	HOME	0- 0	0- 0	0- 4				
3- 4	0- 0	0- 1	AWAY	0- 1	0- 1	3- 1				
1- 0	0- 0	0- 0	NEUTRAL	0- 0	0- 0	1- 0				
0- 6	0- 0	0- 0	CONFERENCE	0- 2	0- 0	0- 4				
0- 3	0- 0	0- 0	HOME	0- 1	0- 0	0- 2				
0- 3	0- 0	0- 0	AWAY	0- 1	0- 0	0- 2				
0- 0	0- 0	0- 0	NEUTRAL	0- 0	0- 0	0- 0				

RPI 1-25				RPI 26-50				RPI 51-100				RPI 101+ Team's RPI: 293			
RPI	S	Opponent	Score	RPI	S	Opponent	Score	RPI	S	Opponent	Score	RPI	S	Opponent	Score
				47	A	San Diego St.	53 63	62	A	Cal St. Northridge	48 59	118	A	Utah	42 58
								83	A	Santa Clara	54 77	160	A	Hawaii	46 56
								96	H	Cal Poly	46 64	173	A	Seattle	61 60
												175	H	UC Santa Barbara	46 51
												202	H	UC Riverside	67 68
												204	H	Idaho	55 73
												213	A	New Mexico St.	44 50
												218	A	Utah St.	71 70
												232	H	Denver	52 62
												242	H	Nevada	49 72
												258	A	Cal St. Fullerton	51 65
												289	A	CSU Bakersfield	66 52
												289	H	CSU Bakersfield	64 71
												301	N	Drake	69 64
LAST 12 Division I GAMES:															
				202	H	UC Riverside	67 68					289	A	CSU Bakersfield	66 52
				258	A	Cal St. Fullerton	51 65					118	A	Utah	42 58
				62	A	Cal St. Northridge	48 59					218	A	Utah St.	71 70
				160	A	Hawaii	46 56					289	H	CSU Bakersfield	64 71
				96	H	Cal Poly	46 64					204	H	Idaho	55 73
				175	H	UC Santa Barbara	46 51					173	A	Seattle	61 60

Non-Div I Games:

UC Irvine

■ Loss, 
 ■ Non-Conf, 
 ■ S Site, 
 ■ H Home 
 ■ A Away 
 N Neutral

## UC Riverside

Through Games Of Sunday, January 20, 2013

Average RPI Win:	232	WON-LOST	WINNING	LAST 10	STRENGTH OF	OPP. STRENGTH	TEAM	ADJ.	CONF.	ADJ CONF.
Average RPI Loss:	111	RECORD	PCT. RANK	GAMES	SCHEDULE	OF SCHEDULE	RPI	RPI	RPI	RPI
DIV. I ONLY	9- 7	133	5- 5	276	64	202	202	11	11	
DIV. I NON-CONF.	7- 4	103	4- 3	274	36	171	171	10	10	
TOTALS	RPI 1-25	RPI 26-50	W-L RECORDS	RPI 51-100	RPI 101-150	RPI 150+				
9- 7	0- 1	0- 2	OVERALL	0- 1	2- 0	7- 3				
4- 6	0- 1	0- 1	HOME	0- 1	1- 0	3- 3				
5- 1	0- 0	0- 1	AWAY	0- 0	1- 0	4- 0				
0- 0	0- 0	0- 0	NEUTRAL	0- 0	0- 0	0- 0				
7- 4	0- 1	0- 2	NON-CONFERENCE	0- 0	1- 0	6- 1				
4- 3	0- 1	0- 1	HOME	0- 0	1- 0	3- 1				
3- 1	0- 0	0- 1	AWAY	0- 0	0- 0	3- 0				
0- 0	0- 0	0- 0	NEUTRAL	0- 0	0- 0	0- 0				
2- 3	0- 0	0- 0	CONFERENCE	0- 1	1- 0	1- 2				
0- 3	0- 0	0- 0	HOME	0- 1	0- 0	0- 2				
2- 0	0- 0	0- 0	AWAY	0- 0	1- 0	1- 0				
0- 0	0- 0	0- 0	NEUTRAL	0- 0	0- 0	0- 0				

RPI 1-25				RPI 26-50				RPI 51-100				RPI 101+ Team's RPI: 202			
RPI	S	Opponent	Score	RPI	S	Opponent	Score	RPI	S	Opponent	Score	RPI	S	Opponent	Score
20	H	Princeton	68 72	26	A	Oklahoma	46 70	62	H	Cal St. Northridge	49 65	131	H	Washington St.	71 65
				50	H	Gonzaga	53 60					142	A	Long Beach St.	50 49
												160	H	Hawaii	50 65
												204	H	Idaho	64 78
												206	A	Pepperdine	79 71
												218	H	Utah St.	94 90
												231	A	La.-Lafayette	55 37
												258	H	Cal St. Fullerton	49 54
												277	H	UNLV	82 66
												289	A	CSU Bakersfield	75 63
												293	A	UC Irvine	68 67
												297	H	Northern Ariz.	71 43
LAST 12 Division I GAMES:															
293	A	UC Irvine	68 67	26	A	Oklahoma	46 70	231	A	La.-Lafayette	55 37				
142	A	Long Beach St.	50 49					204	H	Idaho	64 78				
258	H	Cal St. Fullerton	49 54					297	H	Northern Ariz.	71 43				
160	H	Hawaii	50 65					131	H	Washington St.	71 65				
62	H	Cal St. Northridge	49 65					20	H	Princeton	68 72				
277	H	UNLV	82 66												

Non-Div I Games:

UC Riverside

■ Loss, 
 ■ Non-Conf, S Site, 
 ■ Home 
 ■ Away 
 N Neutral

Average RPI Win:	199	WON-LOST	WINNING	LAST 10	STRENGTH OF	OPP. STRENGTH	TEAM	ADJ.	CONF.	ADJ CONF.
Average RPI Loss:	102	RECORD	PCT. RANK	GAMES	SCHEDULE	OF SCHEDULE	RPI	RPI	RPI	RPI
DIV. I ONLY	6- 11	246	4- 6	87	94	175	175	11	11	
DIV. I NON-CONF.	4- 8	241	2- 5	87	80	183	183	10	10	
TOTALS	RPI 1-25	RPI 26-50	W-L RECORDS	RPI 51-100	RPI 101-150	RPI 150+				
6- 11	0- 2	0- 1	OVERALL	1- 4	0- 2	5- 2				
2- 5	0- 2	0- 1	HOME	0- 1	0- 1	2- 0				
3- 4	0- 0	0- 0	AWAY	1- 2	0- 1	2- 1				
1- 2	0- 0	0- 0	NEUTRAL	0- 1	0- 0	1- 1				
4- 8	0- 1	0- 1	NON-CONFERENCE	1- 3	0- 1	3- 2				
1- 4	0- 1	0- 1	HOME	0- 1	0- 1	1- 0				
2- 2	0- 0	0- 0	AWAY	1- 1	0- 0	1- 1				
1- 2	0- 0	0- 0	NEUTRAL	0- 1	0- 0	1- 1				
2- 3	0- 1	0- 0	CONFERENCE	0- 1	0- 1	2- 0				
1- 1	0- 1	0- 0	HOME	0- 0	0- 0	1- 0				
1- 2	0- 0	0- 0	AWAY	0- 1	0- 1	1- 0				
0- 0	0- 0	0- 0	NEUTRAL	0- 0	0- 0	0- 0				

RPI 1-25				RPI 26-50				RPI 51-100				RPI 101+ Team's RPI: 175			
RPI	S	Opponent	Score	RPI	S	Opponent	Score	RPI	S	Opponent	Score	RPI	S	Opponent	Score
9	H	Kentucky	38 66	46	H	St. Mary's (CA)	39 49	53	H	Kansas St.	45 60	109	H	Southern California	51 62
23	H	Pacific	52 64					63	A	Washington	54 46	142	A	Long Beach St.	45 52
								87	A	BYU	39 67	182	N	Oregon St.	46 49
								96	A	Cal Poly	47 66	194	H	UC Davis	58 43
								99	N	Missouri St.	61 68	195	A	Loyola Marymount	76 69
												213	H	New Mexico St.	43 41
												233	N	Mississippi St.	60 43
												277	A	UNLV	52 58
												293	A	UC Irvine	51 46
LAST 12 Division I GAMES:															
96	A	Cal Poly	47 66	9	H	Kentucky	38 66								
194	H	UC Davis	58 43	87	A	BYU	39 67								
23	H	Pacific	52 64	63	A	Washington	54 46								
142	A	Long Beach St.	45 52	195	A	Loyola Marymount	76 69								
293	A	UC Irvine	51 46	46	H	St. Mary's (CA)	39 49								
53	H	Kansas St.	45 60	109	H	Southern California	51 62								

Non-Div I Games:

UC Santa Barbara

■ Loss, 
■ Non-Conf, 
■ S Site, 
■ H Home 
■ A Away 
N Neutral

Average RPI Win:	189	WON-LOST	WINNING	LAST 10	STRENGTH OF	OPP. STRENGTH	TEAM	ADJ.	CONF.	ADJ CONF.
Average RPI Loss:	121	RECORD	PCT. RANK	GAMES	SCHEDULE	OF SCHEDULE	RPI	RPI	RPI	RPI
DIV. I ONLY	6- 11	246	4- 6	48	194	164	164	10	10	
DIV. I NON-CONF.	6- 8	202	5- 4	57	193	146	146	12	12	
TOTALS	RPI 1-25	RPI 26-50	W-L RECORDS	RPI 51-100	RPI 101-150	RPI 150+				
6- 11	0- 0	0- 1	OVERALL	2- 4	0- 3	4- 3				
3- 5	0- 0	0- 0	HOME	0- 1	0- 1	3- 3				
2- 3	0- 0	0- 0	AWAY	2- 1	0- 2	0- 0				
1- 3	0- 0	0- 1	NEUTRAL	0- 2	0- 0	1- 0				
6- 8	0- 0	0- 1	NON-CONFERENCE	2- 3	0- 2	4- 2				
3- 3	0- 0	0- 0	HOME	0- 1	0- 0	3- 2				
2- 2	0- 0	0- 0	AWAY	2- 0	0- 2	0- 0				
1- 3	0- 0	0- 1	NEUTRAL	0- 2	0- 0	1- 0				
0- 3	0- 0	0- 0	CONFERENCE	0- 1	0- 1	0- 1				
0- 2	0- 0	0- 0	HOME	0- 0	0- 1	0- 1				
0- 1	0- 0	0- 0	AWAY	0- 1	0- 0	0- 0				
0- 0	0- 0	0- 0	NEUTRAL	0- 0	0- 0	0- 0				

RPI 1-25			RPI 26-50			RPI 51-100			RPI 101+			Team's RPI: 164			
RPI	S	Opponent	Score	RPI	S	Opponent	Score	RPI	S	Opponent	Score	RPI	S	Opponent	Score
				41	N	Louisville	73 94	55	N	St. John's (NY)	54 72	115	H	UAB	46 64
								65	A	FGCU	60 53	125	A	FIU	49 66
								80	A	SMU	54 69	144	A	TCU	55 61
								82	A	Bowling Green	59 56	152	H	Presbyterian	49 53
								88	H	Charlotte	59 62	163	H	South Ala.	55 54
								99	N	Missouri St.	75 83	197	H	Southern Miss.	57 62
												233	N	Mississippi St.	64 56
												239	H	Georgia St.	50 64
												272	H	North Florida	53 41
												318	H	Bethune-Cookman	64 43
LAST 12 Division I GAMES:															
				197	H	Southern Miss.	57 62	152	H	Presbyterian	49 53				
				80	A	SMU	54 69	125	A	FIU	49 66				
				115	H	UAB	46 64	318	H	Bethune-Cookman	64 43				
				82	A	Bowling Green	59 56	88	H	Charlotte	59 62				
				65	A	FGCU	60 53	233	N	Mississippi St.	64 56				
				163	H	South Ala.	55 54	99	N	Missouri St.	75 83				

Non-Div I Games:

UCF

■ Loss, 
 ■ Non-Conf, 
 S Site, 
 ■ Home 
 ■ Away 
 N Neutral

Average RPI Win:	110	WON-LOST	WINNING	LAST 10	STRENGTH OF	OPP. STRENGTH	TEAM	ADJ.	CONF.	ADJ CONF.
Average RPI Loss:	18	RECORD	PCT. RANK	GAMES	SCHEDULE	OF SCHEDULE	RPI	RPI	RPI	RPI
DIV. I ONLY	13- 4	41	7- 3	24	1	15	15	6	6	
DIV. I NON-CONF.	9- 2	34	5- 1	12	1	11	11	5	5	
TOTALS	RPI 1-25	RPI 26-50	W-L RECORDS	RPI 51-100	RPI 101-150	RPI 150+				
13- 4	1- 3	4- 0	OVERALL	2- 1	2- 0	4- 0				
6- 2	1- 1	2- 0	HOME	1- 1	1- 0	1- 0				
5- 2	0- 0	1- 0	AWAY	1- 0	0- 0	3- 0				
2- 0	0- 0	1- 0	NEUTRAL	0- 0	1- 0	0- 0				
9- 2	1- 1	4- 0	NON-CONFERENCE	1- 1	1- 0	2- 0				
4- 2	1- 1	2- 0	HOME	0- 1	0- 0	1- 0				
3- 0	0- 0	1- 0	AWAY	1- 0	0- 0	1- 0				
2- 0	0- 0	1- 0	NEUTRAL	0- 0	1- 0	0- 0				
4- 2	0- 2	0- 0	CONFERENCE	1- 0	1- 0	2- 0				
2- 0	0- 0	0- 0	HOME	1- 0	1- 0	0- 0				
2- 2	0- 2	0- 0	AWAY	0- 0	0- 0	2- 0				
0- 0	0- 0	0- 0	NEUTRAL	0- 0	0- 0	0- 0				

RPI	S	Opponent	Score	RPI	S	Opponent	Score	RPI	S	Opponent	Score	RPI	S	Opponent	Score
1	A	Stanford	49 75	26	A	Oklahoma	86 80	55	A	St. John's (NY)	53 52	121	N	Texas	62 42
4	A	California	65 70	44	H	Saint Joseph's	73 65	62	H	Cal St. Northridge	72 77	131	H	Washington St.	78 52
6	H	Notre Dame	64 76	46	N	St. Mary's (CA)	76 62	63	H	Washington	85 68	182	A	Oregon St.	68 64
20	H	Princeton	65 52	47	H	San Diego St.	66 52					195	H	Loyola Marymount	86 66
												206	A	Pepperdine	77 46
												290	A	Oregon	89 80
LAST 12 Division I GAMES:															
4	A	California	65 70	44	H	Saint Joseph's	73 65	206	A	Pepperdine	77 46	62	H	Cal St. Northridge	72 77
1	A	Stanford	49 75	55	A	St. John's (NY)	53 52	46	N	St. Mary's (CA)	76 62	121	N	Texas	62 42
63	H	Washington	85 68	49	A	Stanford	49 75	62	H	Cal St. Northridge	72 77				
131	H	Washington St.	78 52	63	H	Washington	85 68	55	A	St. John's (NY)	53 52				
182	A	Oregon St.	68 64	44	H	Saint Joseph's	73 65	46	N	St. Mary's (CA)	76 62				
290	A	Oregon	89 80	206	A	Pepperdine	77 46	121	N	Texas	62 42				

Non-Div I Games:

UCLA

Average RPI Win:	287	WON-LOST	WINNING	LAST 10	STRENGTH OF	OPP. STRENGTH	TEAM	ADJ.	CONF.	ADJ CONF.
Average RPI Loss:	185	RECORD	PCT. RANK	GAMES	SCHEDULE	OF SCHEDULE	RPI	RPI	RPI	RPI
DIV. I ONLY	4- 13	305	2- 8	303	252	316	316	23	23	
DIV. I NON-CONF.	3- 9	288	1- 6	290	244	320	320	25	25	
TOTALS	RPI 1-25	RPI 26-50	W-L RECORDS	RPI 51-100	RPI 101-150	RPI 150+				
4- 13	0- 1	0- 1	OVERALL	0- 2	0- 2	4- 7				
3- 4	0- 0	0- 0	HOME	0- 1	0- 1	3- 2				
0- 9	0- 1	0- 1	AWAY	0- 1	0- 1	0- 5				
1- 0	0- 0	0- 0	NEUTRAL	0- 0	0- 0	1- 0				
3- 9	0- 1	0- 1	NON-CONFERENCE	0- 1	0- 1	3- 5				
2- 3	0- 0	0- 0	HOME	0- 1	0- 0	2- 2				
0- 6	0- 1	0- 1	AWAY	0- 0	0- 1	0- 3				
1- 0	0- 0	0- 0	NEUTRAL	0- 0	0- 0	1- 0				
1- 4	0- 0	0- 0	CONFERENCE	0- 1	0- 1	1- 2				
1- 1	0- 0	0- 0	HOME	0- 0	0- 1	1- 0				
0- 3	0- 0	0- 0	AWAY	0- 1	0- 0	0- 2				
0- 0	0- 0	0- 0	NEUTRAL	0- 0	0- 0	0- 0				

RPI 1-25				RPI 26-50				RPI 51-100				RPI 101+ Team's RPI: 316			
RPI	S	Opponent	Score	RPI	S	Opponent	Score	RPI	S	Opponent	Score	RPI	S	Opponent	Score
20	A	Princeton	46 93	44	A	Saint Joseph's	38 79	89	H	Hampton	36 81	117	A	American	57 85
								95	A	Hartford	44 51	133	H	Albany (NY)	33 87
												216	H	Loyola Maryland	55 68
												223	H	Monmouth	71 68
												250	A	New Hampshire	62 63
												255	A	VCU	41 70
												270	A	Vermont	60 63
												283	H	Coppin St.	83 75
												292	H	Towson	44 62
												300	A	Morgan St.	61 72
												314	N	Wagner	48 43
												322	A	UMES	45 51
												329	H	Maine	54 50
LAST 12 Division I GAMES:															
				95	A	Hartford	44 51	314	N	Wagner	48 43				
				270	A	Vermont	60 63	322	A	UMES	45 51				
				250	A	New Hampshire	62 63	89	H	Hampton	36 81				
				329	H	Maine	54 50	255	A	VCU	41 70				
				133	H	Albany (NY)	33 87	20	A	Princeton	46 93				
				44	A	Saint Joseph's	38 79	117	A	American	57 85				

Non-Div I Games: Eastern 78 40

UMBC

■ Loss, 
 ■ Non-Conf, 
 ■ S Site, 
 ■ H Home 
 ■ A Away 
 N Neutral



RPI 1-25				RPI 26-50				RPI 51-100				RPI 101+				Team's RPI: 322	
RPI	S	Opponent	Score	RPI	S	Opponent	Score	RPI	S	Opponent	Score	RPI	S	Opponent	Score		
								95	N	Hartford	38 53	117	H	American	53 61		
												132	H	Old Dominion	46 62		
												185	N	Campbell	72 77		
												190	A	Mt. St. Mary's	58 62		
												229	A	George Mason	38 64		
												254	N	Brown	46 57		
												272	A	North Florida	54 52		
												278	A	Delaware St.	52 67		
												278	H	Delaware St.	63 72		
												292	H	Towson	60 48		
												316	H	UMBC	51 45		
												340	H	Norfolk St.	86 80		
LAST 12 Division I GAMES:																	
				278	H	Delaware St.	63 72			272	A	North Florida	54 52				
				340	H	Norfolk St.	86 80			185	N	Campbell	72 77				
				254	N	Brown	46 57			292	H	Towson	60 48				
				95	N	Hartford	38 53			190	A	Mt. St. Mary's	58 62				
				316	H	UMBC	51 45			278	A	Delaware St.	52 67				
				117	H	American	53 61			132	H	Old Dominion	46 62				

UMES

Page 305

Average RPI Win:	269	WON-LOST	WINNING	LAST 10	STRENGTH OF	OPP. STRENGTH	TEAM	ADJ.	CONF.	ADJ CONF.
Average RPI Loss:	178	RECORD	PCT. RANK	GAMES	SCHEDULE	OF SCHEDULE	RPI	RPI	RPI	RPI
DIV. I ONLY	6- 12	258	2- 8	261	257	284	284	20	20	
DIV. I NON-CONF.	4- 9	260	1- 6	231	281	275	275	20	20	
TOTALS	RPI 1-25	RPI 26-50	W-L RECORDS	RPI 51-100	RPI 101-150	RPI 150+				
6- 12	0- 0	0- 1	OVERALL	0- 3	0- 0	6- 8				
4- 4	0- 0	0- 1	HOME	0- 0	0- 0	4- 3				
2- 6	0- 0	0- 0	AWAY	0- 2	0- 0	2- 4				
0- 2	0- 0	0- 0	NEUTRAL	0- 1	0- 0	0- 1				
4- 9	0- 0	0- 1	NON-CONFERENCE	0- 2	0- 0	4- 6				
2- 3	0- 0	0- 1	HOME	0- 0	0- 0	2- 2				
2- 4	0- 0	0- 0	AWAY	0- 1	0- 0	2- 3				
0- 2	0- 0	0- 0	NEUTRAL	0- 1	0- 0	0- 1				
2- 3	0- 0	0- 0	CONFERENCE	0- 1	0- 0	2- 2				
2- 1	0- 0	0- 0	HOME	0- 0	0- 0	2- 1				
0- 2	0- 0	0- 0	AWAY	0- 1	0- 0	0- 1				
0- 0	0- 0	0- 0	NEUTRAL	0- 0	0- 0	0- 0				

RPI 1-25			RPI 26-50			RPI 51-100			RPI 101+			Team's RPI: 284			
RPI	S	Opponent	Score	RPI	S	Opponent	Score	RPI	S	Opponent	Score	RPI	S	Opponent	Score
				29	H	Colorado	55 78	61	A	Minnesota	49 87	188	H	Saint Louis	56 53
								81	A	South Dakota St.	47 82	201	H	Eastern Mich.	69 74
								98	N	Drexel	40 76	212	A	Texas Southern	53 64
												213	A	New Mexico St.	50 75
												222	H	Southeast Mo. St.	69 64
												235	H	South Dakota	60 56
												236	H	Oakland	46 55
												241	N	Boise St.	64 71
												248	H	Neb. Omaha	44 61
												255	A	VCU	55 79
												266	A	North Dakota St.	48 59
												305	H	IPFW	77 59
												326	A	LIU Brooklyn	70 66
												336	A	Air Force	66 58
LAST 12 Division I GAMES:															
				305	H	IPFW	77 59	213	A	New Mexico St.	50 75				
				236	H	Oakland	46 55	212	A	Texas Southern	53 64				
				235	H	South Dakota	60 56	201	H	Eastern Mich.	69 74				
				266	A	North Dakota St.	48 59	61	A	Minnesota	49 87				
				81	A	South Dakota St.	47 82	241	N	Boise St.	64 71				
				248	H	Neb. Omaha	44 61	336	A	Air Force	66 58				

Non-Div I Games: Mo. Western St. 51 68

UMKC

Loss, Non-Conf, S Site, H Home A Away N Neutral

## UNC Asheville

Through Games Of Sunday, January 20, 2013

Average RPI Win:	0	WON-LOST	WINNING	LAST 10	STRENGTH OF	OPP. STRENGTH	TEAM	ADJ.	CONF.	ADJ CONF.
Average RPI Loss:	211	RECORD	PCT. RANK	GAMES	SCHEDULE	OF SCHEDULE	RPI	RPI	RPI	RPI
DIV. I ONLY	0- 16	340	0- 9	176	345	337	337	29	29	
DIV. I NON-CONF.	0- 9	335	0- 4	239	342	340	340	29	29	
TOTALS	RPI 1-25	RPI 26-50	W-L RECORDS	RPI 51-100	RPI 101-150	RPI 150+				
0- 16	0- 1	0- 0	OVERALL	0- 1	0- 3	0- 11				
0- 9	0- 0	0- 0	HOME	0- 1	0- 1	0- 7				
0- 6	0- 1	0- 0	AWAY	0- 0	0- 2	0- 2				
0- 1	0- 0	0- 0	NEUTRAL	0- 0	0- 0	0- 1				
0- 9	0- 1	0- 0	NON-CONFERENCE	0- 1	0- 1	0- 6				
0- 4	0- 0	0- 0	HOME	0- 1	0- 0	0- 3				
0- 4	0- 1	0- 0	AWAY	0- 0	0- 1	0- 2				
0- 1	0- 0	0- 0	NEUTRAL	0- 0	0- 0	0- 1				
0- 7	0- 0	0- 0	CONFERENCE	0- 0	0- 2	0- 5				
0- 5	0- 0	0- 0	HOME	0- 0	0- 1	0- 4				
0- 2	0- 0	0- 0	AWAY	0- 0	0- 1	0- 1				
0- 0	0- 0	0- 0	NEUTRAL	0- 0	0- 0	0- 0				

RPI 1-25				RPI 26-50				RPI 51-100				RPI 101+ Team's RPI: 337			
RPI	S	Opponent	Score	RPI	S	Opponent	Score	RPI	S	Opponent	Score	RPI	S	Opponent	Score
19	A	North Carolina	42 101					64	H	South Fla.	29 77	113	A	Stetson	47 74
												116	A	Liberty	49 75
												137	H	High Point	57 58
												152	H	Presbyterian	49 56
												185	H	Campbell	56 73
												215	H	Winthrop	59 65
												221	A	Eastern Ky.	47 67
												245	A	Radford	54 66
												291	A	USC Upstate	52 54
												313	H	Wofford	54 58
												318	N	Bethune-Cookman	57 74
												323	H	Gardner-Webb	45 58
												331	H	Kennesaw St.	62 71
												333	H	Western Caro.	45 58
LAST 12 Division I GAMES:															
323	H	Gardner-Webb	45 58	113	A	Stetson	47 74								
152	H	Presbyterian	49 56	318	N	Bethune-Cookman	57 74								
215	H	Winthrop	59 65	331	H	Kennesaw St.	62 71								
116	A	Liberty	49 75	291	A	USC Upstate	52 54								
245	A	Radford	54 66	185	H	Campbell	56 73								
137	H	High Point	57 58	64	H	South Fla.	29 77								

Non-Div I Games: Montreat 77 50 Columbia (SC) 70 48

UNC Asheville

Loss, Non-Conf, S Site, H Home A Away N Neutral

## UNC Greensboro

Through Games Of Sunday, January 20, 2013

Average RPI Win:	335	WON-LOST	WINNING	LAST 10	STRENGTH OF	OPP. STRENGTH	TEAM	ADJ.	CONF.	ADJ CONF.
Average RPI Loss:	169	RECORD	PCT. RANK	GAMES	SCHEDULE	OF SCHEDULE	RPI	RPI	RPI	RPI
DIV. I ONLY	3- 13	313	2- 8	239	326	325	325	27	27	
DIV. I NON-CONF.	3- 6	241	2- 3	285	320	321	321	27	27	
TOTALS	RPI 1-25	RPI 26-50	W-L RECORDS	RPI 51-100	RPI 101-150	RPI 150+				
3- 13	0- 1	0- 0	OVERALL	0- 2	0- 3	3- 7				
3- 6	0- 1	0- 0	HOME	0- 2	0- 0	3- 3				
0- 6	0- 0	0- 0	AWAY	0- 0	0- 3	0- 3				
0- 1	0- 0	0- 0	NEUTRAL	0- 0	0- 0	0- 1				
3- 6	0- 1	0- 0	NON-CONFERENCE	0- 1	0- 2	3- 2				
3- 3	0- 1	0- 0	HOME	0- 1	0- 0	3- 1				
0- 2	0- 0	0- 0	AWAY	0- 0	0- 2	0- 0				
0- 1	0- 0	0- 0	NEUTRAL	0- 0	0- 0	0- 1				
0- 7	0- 0	0- 0	CONFERENCE	0- 1	0- 1	0- 5				
0- 3	0- 0	0- 0	HOME	0- 1	0- 0	0- 2				
0- 4	0- 0	0- 0	AWAY	0- 0	0- 1	0- 3				
0- 0	0- 0	0- 0	NEUTRAL	0- 0	0- 0	0- 0				

RPI 1-25				RPI 26-50				RPI 51-100				RPI 101+				Team's RPI: 325	
RPI	S	Opponent	Score	RPI	S	Opponent	Score	RPI	S	Opponent	Score	RPI	S	Opponent	Score		
16	H	Florida St.	63 93					56	H	Chattanooga	46 76	115	A	UAB	62 80		
								73	H	Richmond	69 104	116	A	Liberty	56 76		
												124	A	Appalachian St.	58 81		
												155	H	Col. of Charleston	61 88		
												159	A	Elon	60 71		
												224	A	Furman	48 67		
												245	H	Radford	64 76		
												260	H	Samford	46 60		
												320	N	Charleston So.	57 60		
												323	H	Gardner-Webb	55 49		
												333	A	Western Caro.	44 47		
												340	H	Norfolk St.	71 63		
												343	H	N.C. Central	49 39		
LAST 12 Division I GAMES:																	
124	A	Appalachian St.	58 81	16	H	Florida St.	63 93	343	H	N.C. Central	49 39						
159	A	Elon	60 71	340	H	Norfolk St.	71 63	73	H	Richmond	69 104						
224	A	Furman	48 67	155	H	Col. of Charleston	61 88										
260	H	Samford	46 60	333	A	Western Caro.	44 47										
56	H	Chattanooga	46 76														
115	A	UAB	62 80														

Non-Div I Games:

UNC Greensboro

■ Loss, 
■ Non-Conf, 
■ S Site, 
■ H Home 
■ A Away 
N Neutral

## UNC Wilmington

Through Games Of Sunday, January 20, 2013

Average RPI Win:	332	WON-LOST	WINNING	LAST 10	STRENGTH OF	OPP. STRENGTH	TEAM	ADJ.	CONF.	ADJ CONF.
Average RPI Loss:	126	RECORD	PCT. RANK	GAMES	SCHEDULE	OF SCHEDULE	RPI	RPI	RPI	RPI
DIV. I ONLY	2- 13	324	1- 9	127	170	296	296	14	14	
DIV. I NON-CONF.	1- 10	323	1- 7	143	178	311	311	16	16	
TOTALS	RPI 1-25	RPI 26-50	W-L RECORDS	RPI 51-100	RPI 101-150	RPI 150+				
2- 13	0- 0	0- 1	OVERALL	0- 3	0- 5	2- 4				
1- 6	0- 0	0- 0	HOME	0- 3	0- 2	1- 1				
1- 7	0- 0	0- 1	AWAY	0- 0	0- 3	1- 3				
0- 0	0- 0	0- 0	NEUTRAL	0- 0	0- 0	0- 0				
1- 10	0- 0	0- 1	NON-CONFERENCE	0- 2	0- 3	1- 4				
1- 3	0- 0	0- 0	HOME	0- 2	0- 0	1- 1				
0- 7	0- 0	0- 1	AWAY	0- 0	0- 3	0- 3				
0- 0	0- 0	0- 0	NEUTRAL	0- 0	0- 0	0- 0				
1- 3	0- 0	0- 0	CONFERENCE	0- 1	0- 2	1- 0				
0- 3	0- 0	0- 0	HOME	0- 1	0- 2	0- 0				
1- 0	0- 0	0- 0	AWAY	0- 0	0- 0	1- 0				
0- 0	0- 0	0- 0	NEUTRAL	0- 0	0- 0	0- 0				

RPI 1-25				RPI 26-50				RPI 51-100				RPI 101+ Team's RPI: 296			
RPI	S	Opponent	Score	RPI	S	Opponent	Score	RPI	S	Opponent	Score	RPI	S	Opponent	Score
				45	A	West Virginia	47 76	73	H	Richmond	42 53	107	A	Tulane	58 73
								88	H	Charlotte	58 63	110	H	James Madison	39 60
								98	H	Drexel	51 64	114	A	Wake Forest	59 60
												116	A	Liberty	34 84
												132	H	Old Dominion	50 74
												159	A	Elon	61 67
												174	H	N.C. A&T	47 56
												181	A	Xavier	52 62
												246	A	Northern Ky.	55 71
												321	A	William & Mary	61 52
												343	H	N.C. Central	59 45
LAST 12 Division I GAMES:															
				132	H	Old Dominion	50 74					246	A	Northern Ky.	55 71
				98	H	Drexel	51 64					181	A	Xavier	52 62
				321	A	William & Mary	61 52					116	A	Liberty	34 84
				110	H	James Madison	39 60					88	H	Charlotte	58 63
				174	H	N.C. A&T	47 56					107	A	Tulane	58 73
				73	H	Richmond	42 53					343	H	N.C. Central	59 45

Non-Div I Games:

UNC Wilmington

■ Loss, 
■ Non-Conf, 
■ S Site, 
■ H Home 
■ A Away 
N Neutral

Average RPI Win:	191	WON-LOST	WINNING	LAST 10	STRENGTH OF	OPP. STRENGTH	TEAM	ADJ.	CONF.	ADJ CONF.
Average RPI Loss:	57	RECORD	PCT. RANK	GAMES	SCHEDULE	OF SCHEDULE	RPI	RPI	RPI	RPI
DIV. I ONLY	8- 9	180	5- 5	61	56	106	106	9	9	
DIV. I NON-CONF.	5- 7	209	3- 4	91	34	139	139	9	9	
TOTALS	RPI 1-25	RPI 26-50	W-L RECORDS	RPI 51-100	RPI 101-150	RPI 150+				
8- 9	0- 2	0- 2	OVERALL	2- 5	1- 0	5- 0				
3- 4	0- 1	0- 1	HOME	1- 2	0- 0	2- 0				
4- 3	0- 1	0- 0	AWAY	0- 2	1- 0	3- 0				
1- 2	0- 0	0- 1	NEUTRAL	1- 1	0- 0	0- 0				
5- 7	0- 2	0- 2	NON-CONFERENCE	1- 3	0- 0	4- 0				
2- 3	0- 1	0- 1	HOME	0- 1	0- 0	2- 0				
2- 2	0- 1	0- 0	AWAY	0- 1	0- 0	2- 0				
1- 2	0- 0	0- 1	NEUTRAL	1- 1	0- 0	0- 0				
3- 2	0- 0	0- 0	CONFERENCE	1- 2	1- 0	1- 0				
1- 1	0- 0	0- 0	HOME	1- 1	0- 0	0- 0				
2- 1	0- 0	0- 0	AWAY	0- 1	1- 0	1- 0				
0- 0	0- 0	0- 0	NEUTRAL	0- 0	0- 0	0- 0				

RPI 1-25				RPI 26-50				RPI 51-100				RPI 101+ Team's RPI: 106			
RPI	S	Opponent	Score	RPI	S	Opponent	Score	RPI	S	Opponent	Score	RPI	S	Opponent	Score
18	H	Green Bay	53 54	28	H	Iowa St.	59 67	61	A	Minnesota	43 86	150	A	Bradley	77 72
21	A	Iowa	46 68	48	N	Florida	63 80	77	H	Wichita St.	57 60	153	A	Indiana St.	54 52
								81	H	South Dakota St.	49 61	188	A	Saint Louis	73 64
								85	A	Illinois St.	41 72	235	H	South Dakota	63 50
								91	N	Arizona St.	63 66	266	A	North Dakota St.	66 50
								99	H	Missouri St.	75 52	335	H	Chicago St.	81 41
								100	N	North Carolina St.	76 72				
LAST 12 Division I GAMES:															
150	A	Bradley	77 72	61	A	Minnesota	43 86								
77	H	Wichita St.	57 60	28	H	Iowa St.	59 67								
99	H	Missouri St.	75 52	81	H	South Dakota St.	49 61								
153	A	Indiana St.	54 52	335	H	Chicago St.	81 41								
85	A	Illinois St.	41 72	21	A	Iowa	46 68								
188	A	Saint Louis	73 64	100	N	North Carolina St.	76 72								

Non-Div I Games:

UNI

Average RPI Win:	243	WON-LOST	WINNING	LAST 10	STRENGTH OF	OPP. STRENGTH	TEAM	ADJ.	CONF.	ADJ CONF.
Average RPI Loss:	145	RECORD	PCT. RANK	GAMES	SCHEDULE	OF SCHEDULE	RPI	RPI	RPI	RPI
DIV. I ONLY	6- 12	258	3- 7	190	182	277	277	15	15	
DIV. I NON-CONF.	4- 10	270	2- 6	162	223	271	271	15	15	
TOTALS	RPI 1-25	RPI 26-50	W-L RECORDS	RPI 51-100	RPI 101-150	RPI 150+				
6- 12	0- 1	0- 1	OVERALL	0- 4	1- 2	5- 4				
4- 6	0- 0	0- 1	HOME	0- 3	1- 2	3- 0				
0- 4	0- 0	0- 0	AWAY	0- 1	0- 0	0- 3				
2- 2	0- 1	0- 0	NEUTRAL	0- 0	0- 0	2- 1				
4- 10	0- 1	0- 0	NON-CONFERENCE	0- 4	0- 2	4- 3				
2- 5	0- 0	0- 0	HOME	0- 3	0- 2	2- 0				
0- 3	0- 0	0- 0	AWAY	0- 1	0- 0	0- 2				
2- 2	0- 1	0- 0	NEUTRAL	0- 0	0- 0	2- 1				
2- 2	0- 0	0- 1	CONFERENCE	0- 0	1- 0	1- 1				
2- 1	0- 0	0- 1	HOME	0- 0	1- 0	1- 0				
0- 1	0- 0	0- 0	AWAY	0- 0	0- 0	0- 1				
0- 0	0- 0	0- 0	NEUTRAL	0- 0	0- 0	0- 0				

RPI 1-25				RPI 26-50				RPI 51-100				RPI 101+				Team's RPI: 277	
RPI	S	Opponent	Score	RPI	S	Opponent	Score	RPI	S	Opponent	Score	RPI	S	Opponent	Score		
12	N	Dayton	58 82	47	H	San Diego St.	60 74	53	H	Kansas St.	54 80	111	H	Montana	65 69		
								82	H	Bowling Green	54 64	132	H	Old Dominion	67 85		
								83	A	Santa Clara	64 70	141	H	New Mexico	68 57		
								93	H	Arizona	82 83	175	H	UC Santa Barbara	58 52		
												202	A	UC Riverside	66 82		
												261	H	Colorado St.	63 50		
												262	A	UTSA	46 61		
												286	H	Alabama A&M	67 62		
												287	N	Ohio	60 51		
												306	N	Binghamton	58 56		
												329	N	Maine	67 74		
												336	A	Air Force	69 81		
LAST 12 Division I GAMES:																	
261	H	Colorado St.	63 50	53	H	Kansas St.	54 80	286	H	Alabama A&M	67 62	132	H	Old Dominion	67 85		
47	H	San Diego St.	60 74	82	H	Bowling Green	54 64	262	A	UTSA	46 61	306	N	Binghamton	58 56		
336	A	Air Force	69 81	83	A	Santa Clara	64 70	12	N	Dayton	58 82						
141	H	New Mexico	68 57	202	A	UC Riverside	66 82										

Non-Div I Games:

UNLV

■ Loss, 
■ Non-Conf, 
■ S Site, 
■ H Home 
■ A Away 
N Neutral

## USC Upstate

Through Games Of Sunday, January 20, 2013

Average RPI Win:	303	WON-LOST	WINNING	LAST 10	STRENGTH OF	OPP. STRENGTH	TEAM	ADJ.	CONF.	ADJ CONF.
Average RPI Loss:	140	RECORD	PCT. RANK	GAMES	SCHEDULE	OF SCHEDULE	RPI	RPI	RPI	RPI
DIV. I ONLY	4- 12	298	3- 7	227	197	291	291	28	28	
DIV. I NON-CONF.	3- 8	275	2- 5	247	198	272	272	28	28	
TOTALS	RPI 1-25	RPI 26-50	W-L RECORDS	RPI 51-100	RPI 101-150	RPI 150+				
4- 12	0- 2	0- 1	OVERALL	0- 1	0- 3	4- 5				
2- 5	0- 0	0- 0	HOME	0- 1	0- 2	2- 2				
2- 7	0- 2	0- 1	AWAY	0- 0	0- 1	2- 3				
0- 0	0- 0	0- 0	NEUTRAL	0- 0	0- 0	0- 0				
3- 8	0- 2	0- 1	NON-CONFERENCE	0- 0	0- 2	3- 3				
1- 3	0- 0	0- 0	HOME	0- 0	0- 1	1- 2				
2- 5	0- 2	0- 1	AWAY	0- 0	0- 1	2- 1				
0- 0	0- 0	0- 0	NEUTRAL	0- 0	0- 0	0- 0				
1- 4	0- 0	0- 0	CONFERENCE	0- 1	0- 1	1- 2				
1- 2	0- 0	0- 0	HOME	0- 1	0- 1	1- 0				
0- 2	0- 0	0- 0	AWAY	0- 0	0- 0	0- 2				
0- 0	0- 0	0- 0	NEUTRAL	0- 0	0- 0	0- 0				

RPI 1-25				RPI 26-50				RPI 51-100				RPI 101+ Team's RPI: 291			
RPI	S	Opponent	Score	RPI	S	Opponent	Score	RPI	S	Opponent	Score	RPI	S	Opponent	Score
9	A	Kentucky	34 100	45	A	West Virginia	45 75	65	H	FGCU	54 77	113	H	Stetson	66 84
11	A	Purdue	47 82									132	A	Old Dominion	46 77
												137	H	High Point	67 77
												157	A	Mercer	55 72
												200	H	East Tenn. St.	90 79
												209	H	George Washington	37 48
												224	H	Furman	80 85
												246	A	Northern Ky.	62 70
												333	A	Western Caro.	51 48
												334	A	Lipscomb	56 57
												337	H	UNC Asheville	54 52
												340	A	Norfolk St.	71 64
LAST 12 Division I GAMES:															
157	A	Mercer	55 72	224	H	Furman	80 85								
65	H	FGCU	54 77	137	H	High Point	67 77								
113	H	Stetson	66 84	337	H	UNC Asheville	54 52								
334	A	Lipscomb	56 57	333	A	Western Caro.	51 48								
246	A	Northern Ky.	62 70	9	A	Kentucky	34 100								
200	H	East Tenn. St.	90 79	209	H	George Washington	37 48								

Non-Div I Games: St. Andrews 83 26

USC Upstate

■ Loss, 
 ■ Non-Conf, 
 ■ S Site, 
 ■ H Home 
 ■ A Away 
 N Neutral



Average RPI Win:	224	WON-LOST	WINNING	LAST 10	STRENGTH OF	OPP. STRENGTH	TEAM	ADJ.	CONF.	ADJ CONF.
Average RPI Loss:	94	RECORD	PCT. RANK	GAMES	SCHEDULE	OF SCHEDULE	RPI	RPI	RPI	RPI
DIV. I ONLY	9- 11	191	5- 5	78	123	148	148	26	26	
DIV. I NON-CONF.	5- 9	239	2- 4	15	44	118	118	26	26	
TOTALS	RPI 1-25	RPI 26-50	W-L RECORDS	RPI 51-100	RPI 101-150	RPI 150+				
9- 11	0- 3	0- 1	OVERALL	0- 1	1- 2	8- 4				
7- 4	0- 1	0- 1	HOME	0- 0	1- 0	6- 2				
2- 5	0- 0	0- 0	AWAY	0- 1	0- 2	2- 2				
0- 2	0- 2	0- 0	NEUTRAL	0- 0	0- 0	0- 0				
5- 9	0- 3	0- 1	NON-CONFERENCE	0- 1	1- 2	4- 2				
4- 3	0- 1	0- 1	HOME	0- 0	1- 0	3- 1				
1- 4	0- 0	0- 0	AWAY	0- 1	0- 2	1- 1				
0- 2	0- 2	0- 0	NEUTRAL	0- 0	0- 0	0- 0				
4- 2	0- 0	0- 0	CONFERENCE	0- 0	0- 0	4- 2				
3- 1	0- 0	0- 0	HOME	0- 0	0- 0	3- 1				
1- 1	0- 0	0- 0	AWAY	0- 0	0- 0	1- 1				
0- 0	0- 0	0- 0	NEUTRAL	0- 0	0- 0	0- 0				

RPI 1-25				RPI 26-50				RPI 51-100				RPI 101+ Team's RPI: 148			
RPI	S	Opponent	Score	RPI	S	Opponent	Score	RPI	S	Opponent	Score	RPI	S	Opponent	Score
1	N	Stanford	68 92	41	H	Louisville	61 79	70	A	Missouri	71 82	105	A	Northwestern	69 79
2	N	Baylor	67 82									115	A	UAB	51 56
11	H	Purdue	60 68									139	H	Arkansas St.	72 62
												153	H	Indiana St.	71 73
												160	A	Hawaii	69 73
												167	A	Belmont	56 58
												168	A	Evansville	73 57
												177	H	Central Ark.	72 48
												188	H	Saint Louis	78 62
												197	H	Southern Miss.	87 80
												205	H	Murray St.	72 82
												222	A	Southeast Mo. St.	82 71
												279	H	Morehead St.	75 56
												307	H	Austin Peay	84 57
												338	H	Jacksonville St.	93 63
LAST 12 Division I GAMES:															
279	H	Morehead St.	75 56	115	A	UAB	51 56	197	H	Southern Miss.	87 80	153	H	Indiana St.	71 73
222	A	Southeast Mo. St.	82 71	105	A	Northwestern	69 79	11	H	Purdue	60 68	167	A	Belmont	56 58
167	A	Belmont	56 58	70	A	Missouri	71 82	188	H	Saint Louis	78 62	177	H	Central Ark.	72 48
307	H	Austin Peay	84 57					197	H	Southern Miss.	87 80	160	A	Hawaii	69 73
205	H	Murray St.	72 82					11	H	Purdue	60 68	167	A	Belmont	56 58
338	H	Jacksonville St.	93 63					188	H	Saint Louis	78 62	168	A	Evansville	73 57
								70	A	Missouri	71 82	177	H	Central Ark.	72 48

Non-Div I Games:

UT Martin



Average RPI Win:	279	WON-LOST	WINNING	LAST 10	STRENGTH OF	OPP. STRENGTH	TEAM	ADJ.	CONF.	ADJ CONF.
Average RPI Loss:	170	RECORD	PCT. RANK	GAMES	SCHEDULE	OF SCHEDULE	RPI	RPI	RPI	RPI
DIV. I ONLY	9- 8	157	5- 5	338	173	262	262	24	24	
DIV. I NON-CONF.	5- 5	161	1- 4	336	156	303	303	24	24	
TOTALS	RPI 1-25	RPI 26-50	W-L RECORDS	RPI 51-100	RPI 101-150	RPI 150+				
9- 8	0- 0	0- 0	OVERALL	0- 1	0- 2	9- 5				
5- 3	0- 0	0- 0	HOME	0- 0	0- 0	5- 3				
4- 5	0- 0	0- 0	AWAY	0- 1	0- 2	4- 2				
0- 0	0- 0	0- 0	NEUTRAL	0- 0	0- 0	0- 0				
5- 5	0- 0	0- 0	NON-CONFERENCE	0- 1	0- 2	5- 2				
5- 1	0- 0	0- 0	HOME	0- 0	0- 0	5- 1				
0- 4	0- 0	0- 0	AWAY	0- 1	0- 2	0- 1				
0- 0	0- 0	0- 0	NEUTRAL	0- 0	0- 0	0- 0				
4- 3	0- 0	0- 0	CONFERENCE	0- 0	0- 0	4- 3				
0- 2	0- 0	0- 0	HOME	0- 0	0- 0	0- 2				
4- 1	0- 0	0- 0	AWAY	0- 0	0- 0	4- 1				
0- 0	0- 0	0- 0	NEUTRAL	0- 0	0- 0	0- 0				

RPI S	Opponent	Score	RPI S	Opponent	Score	RPI S	Opponent	Score	RPI S	Opponent	Score	Team's RPI: 262
						77	A Wichita St.	36 50	119	A Rice	41 43	
									144	A TCU	64 73	
									156	A Louisiana Tech	51 50	
									178	H San Francisco	60 61	
									180	A Houston	42 55	
									213	H New Mexico St.	52 69	
									218	A Utah St.	66 79	
									232	H Denver	73 75	
									256	A Texas St.	56 46	
									268	A San Jose St.	57 54	
									277	H UNLV	61 46	
									294	A Texas-Arlington	59 57	
									302	H Tex.-Pan American	68 34	
									307	H Austin Peay	69 67	
									321	H William & Mary	76 50	
									332	H A&M-Corpus Christi	52 40	
LAST 12 Division I GAMES:												
256	A	Texas St.	56	46	218	A	Utah St.	66	79			
156	A	Louisiana Tech	51	50	119	A	Rice	41	43			
294	A	Texas-Arlington	59	57	277	H	UNLV	61	46			
232	H	Denver	73	75	144	A	TCU	64	73			
213	H	New Mexico St.	52	69	178	H	San Francisco	60	61			
268	A	San Jose St.	57	54	180	A	Houston	42	55			

Non-Div I Games: Concordia (TX) 88 29

UTSA

■ Loss, 
 ■ Non-Conf, 
 ■ S Site, 
 ■ H Home 
 ■ A Away 
 N Neutral

Average RPI Win:	213	WON-LOST	WINNING	LAST 10	STRENGTH OF	OPP. STRENGTH	TEAM	ADJ.	CONF.	ADJ CONF.
Average RPI Loss:	64	RECORD	PCT. RANK	GAMES	SCHEDULE	OF SCHEDULE	RPI	RPI	RPI	RPI
DIV. I ONLY	10- 7	117	3- 7	82	91	118	118	6	6	
DIV. I NON-CONF.	9- 2	34	4- 2	291	259	141	141	5	5	
TOTALS	RPI 1-25	RPI 26-50	W-L RECORDS	RPI 51-100	RPI 101-150	RPI 150+				
10- 7	1- 2	0- 2	OVERALL	1- 2	0- 0	8- 1				
7- 6	1- 2	0- 1	HOME	1- 2	0- 0	5- 1				
3- 1	0- 0	0- 1	AWAY	0- 0	0- 0	3- 0				
0- 0	0- 0	0- 0	NEUTRAL	0- 0	0- 0	0- 0				
9- 2	1- 0	0- 0	NON-CONFERENCE	0- 1	0- 0	8- 1				
6- 2	1- 0	0- 0	HOME	0- 1	0- 0	5- 1				
3- 0	0- 0	0- 0	AWAY	0- 0	0- 0	3- 0				
0- 0	0- 0	0- 0	NEUTRAL	0- 0	0- 0	0- 0				
1- 5	0- 2	0- 2	CONFERENCE	1- 1	0- 0	0- 0				
1- 4	0- 2	0- 1	HOME	1- 1	0- 0	0- 0				
0- 1	0- 0	0- 1	AWAY	0- 0	0- 0	0- 0				
0- 0	0- 0	0- 0	NEUTRAL	0- 0	0- 0	0- 0				

RPI	S	Opponent	Score	RPI	S	Opponent	Score	RPI	S	Opponent	Score	RPI	S	Opponent	Score	Team's RPI: 118
1	H	Stanford	56 70	29	A	Colorado	57 67	87	H	BYU	48 53	160	A	Hawaii	62 61	
4	H	California	50 55	29	H	Colorado	43 56	91	H	Arizona St.	66 46	203	H	North Dakota	56 62	
22	H	Michigan	59 40					93	H	Arizona	58 62	217	H	Northern Colo.	62 55	
												218	H	Utah St.	92 64	
												232	A	Denver	75 60	
												238	H	Southern Utah	79 61	
												293	H	UC Irvine	58 42	
												319	A	Weber St.	73 47	
												344	H	Houston Baptist	71 33	
LAST 12 Division I GAMES:																
91	H	Arizona St.	66 46	203	H	North Dakota	56 62									
93	H	Arizona	58 62	293	H	UC Irvine	58 42									
29	H	Colorado	43 56	344	H	Houston Baptist	71 33									
29	A	Colorado	57 67	87	H	BYU	48 53									
1	H	Stanford	56 70	160	A	Hawaii	62 61									
4	H	California	50 55	218	H	Utah St.	92 64									

Non-Div I Games:

Utah

■ Loss, 
 ■ Non-Conf, S Site, 
 ■ Home 
 ■ Away 
 N Neutral

Average RPI Win:	235	WON-LOST	WINNING	LAST 10	STRENGTH OF	OPP. STRENGTH	TEAM	ADJ.	CONF.	ADJ CONF.
Average RPI Loss:	172	RECORD	PCT. RANK	GAMES	SCHEDULE	OF SCHEDULE	RPI	RPI	RPI	RPI
DIV. I ONLY	7- 10	207	6- 4	164	272	218	218	24	24	
DIV. I NON-CONF.	2- 8	303	1- 4	140	232	273	273	24	24	
TOTALS	RPI 1-25	RPI 26-50	W-L RECORDS	RPI 51-100	RPI 101-150	RPI 150+				
7- 10	0- 1	0- 0	OVERALL	0- 2	0- 1	7- 6				
5- 2	0- 0	0- 0	HOME	0- 1	0- 0	5- 1				
1- 8	0- 1	0- 0	AWAY	0- 1	0- 1	1- 5				
1- 0	0- 0	0- 0	NEUTRAL	0- 0	0- 0	1- 0				
2- 8	0- 1	0- 0	NON-CONFERENCE	0- 2	0- 1	2- 4				
1- 2	0- 0	0- 0	HOME	0- 1	0- 0	1- 1				
0- 6	0- 1	0- 0	AWAY	0- 1	0- 1	0- 3				
1- 0	0- 0	0- 0	NEUTRAL	0- 0	0- 0	1- 0				
5- 2	0- 0	0- 0	CONFERENCE	0- 0	0- 0	5- 2				
4- 0	0- 0	0- 0	HOME	0- 0	0- 0	4- 0				
1- 2	0- 0	0- 0	AWAY	0- 0	0- 0	1- 2				
0- 0	0- 0	0- 0	NEUTRAL	0- 0	0- 0	0- 0				

RPI	S	Opponent	Score	RPI	S	Opponent	Score	RPI	S	Opponent	Score	RPI	S	Opponent	Score	Team's RPI: 218
6	A	Notre Dame	70 109					72	H	Montana St.	65 71	118	A	Utah	64 92	
								87	A	BYU	77 81	173	A	Seattle	68 71	
												195	A	Loyola Marymount	81 98	
												202	A	UC Riverside	90 94	
												204	A	Idaho	91 85	
												213	H	New Mexico St.	65 63	
												232	H	Denver	85 69	
												235	H	South Dakota	70 69	
												240	N	Prairie View	67 66	
												256	H	Texas St.	82 69	
												262	H	UTSA	79 66	
												268	A	San Jose St.	80 103	
												293	H	UC Irvine	70 71	
												309	A	Utah Valley	62 78	
LAST 12 Division I GAMES:																
232	H	Denver	85 69	262	H	UTSA	79 66									
213	H	New Mexico St.	65 63	235	H	South Dakota	70 69									
268	A	San Jose St.	80 103	293	H	UC Irvine	70 71									
204	A	Idaho	91 85	6	A	Notre Dame	70 109									
173	A	Seattle	68 71	87	A	BYU	77 81									
256	H	Texas St.	82 69	72	H	Montana St.	65 71									

Non-Div I Games: Alas. Anchorage 67 57

Utah St.

## Utah Valley

Through Games Of Sunday, January 20, 2013

Average RPI Win:	301	WON-LOST	WINNING	LAST 10	STRENGTH OF	OPP. STRENGTH	TEAM	ADJ.	CONF.	ADJ CONF.
Average RPI Loss:	192	RECORD	PCT. RANK	GAMES	SCHEDULE	OF SCHEDULE	RPI	RPI	RPI	RPI
DIV. I ONLY	6- 12	258	4- 5	326	288	309	309	33	33	
DIV. I NON-CONF.	4- 12	288	3- 6	304	280	317	317	33	33	
TOTALS	RPI 1-25	RPI 26-50	W-L RECORDS	RPI 51-100	RPI 101-150	RPI 150+				
6- 12	0- 0	0- 1	OVERALL	0- 1	0- 3	6- 7				
4- 3	0- 0	0- 0	HOME	0- 0	0- 1	4- 2				
2- 9	0- 0	0- 1	AWAY	0- 1	0- 2	2- 5				
0- 0	0- 0	0- 0	NEUTRAL	0- 0	0- 0	0- 0				
4- 12	0- 0	0- 1	NON-CONFERENCE	0- 1	0- 3	4- 7				
2- 3	0- 0	0- 0	HOME	0- 0	0- 1	2- 2				
2- 9	0- 0	0- 1	AWAY	0- 1	0- 2	2- 5				
0- 0	0- 0	0- 0	NEUTRAL	0- 0	0- 0	0- 0				
2- 0	0- 0	0- 0	CONFERENCE	0- 0	0- 0	2- 0				
2- 0	0- 0	0- 0	HOME	0- 0	0- 0	2- 0				
0- 0	0- 0	0- 0	AWAY	0- 0	0- 0	0- 0				
0- 0	0- 0	0- 0	NEUTRAL	0- 0	0- 0	0- 0				

RPI 1-25			RPI 26-50			RPI 51-100			RPI 101+			Team's RPI: 309
RPI	S	Opponent	Score	RPI	S	Opponent	Score	RPI	S	Opponent	Score	
				29	A	Colorado	45 81	83	A	Santa Clara	67 80	
								142	H	Long Beach St.	69 77	
								146	A	Idaho St.	67 69	
								149	A	Sacramento St.	62 74	
								218	H	Utah St.	78 62	
								235	A	South Dakota	48 72	
								238	A	Southern Utah	49 66	
								238	H	Southern Utah	66 71	
								241	H	Boise St.	63 80	
								244	A	Tulsa	53 80	
								268	A	San Jose St.	72 81	
								289	A	CSU Bakersfield	65 67	
								297	A	Northern Ariz.	62 44	
								302	H	Tex.-Pan American	71 66	
								319	H	Weber St.	68 56	
								335	H	Chicago St.	71 38	
								336	A	Air Force	70 60	
LAST 12 Division I GAMES:												
				289	A	CSU Bakersfield	65 67	297	A	Northern Ariz.	62 44	
				335	H	Chicago St.	71 38	146	A	Idaho St.	67 69	
				302	H	Tex.-Pan American	71 66	238	H	Southern Utah	66 71	
				336	A	Air Force	70 60	319	H	Weber St.	68 56	
				238	A	Southern Utah	49 66	235	A	South Dakota	48 72	
				29	A	Colorado	45 81	244	A	Tulsa	53 80	

Non-Div I Games: Carroll (MT) 65 53

Utah Valley

■ Loss, 
 ■ Non-Conf, 
 ■ S Site, 
 ■ Home 
 ■ A Away 
 N Neutral

Average RPI Win:	276	WON-LOST	WINNING	LAST 10	STRENGTH OF	OPP. STRENGTH	TEAM	ADJ.	CONF.	ADJ CONF.
Average RPI Loss:	155	RECORD	PCT. RANK	GAMES	SCHEDULE	OF SCHEDULE	RPI	RPI	RPI	RPI
DIV. I ONLY	8- 10	192	4- 6	310	234	255	255	8	8	
DIV. I NON-CONF.	7- 8	177	5- 4	292	294	245	245	8	8	
TOTALS	RPI 1-25	RPI 26-50	W-L RECORDS	RPI 51-100	RPI 101-150	RPI 150+				
8- 10	0- 0	0- 0	OVERALL	0- 2	1- 3	7- 5				
4- 4	0- 0	0- 0	HOME	0- 1	0- 2	4- 1				
4- 6	0- 0	0- 0	AWAY	0- 1	1- 1	3- 4				
0- 0	0- 0	0- 0	NEUTRAL	0- 0	0- 0	0- 0				
7- 8	0- 0	0- 0	NON-CONFERENCE	0- 2	0- 3	7- 3				
4- 3	0- 0	0- 0	HOME	0- 1	0- 2	4- 0				
3- 5	0- 0	0- 0	AWAY	0- 1	0- 1	3- 3				
0- 0	0- 0	0- 0	NEUTRAL	0- 0	0- 0	0- 0				
1- 2	0- 0	0- 0	CONFERENCE	0- 0	1- 0	0- 2				
0- 1	0- 0	0- 0	HOME	0- 0	0- 0	0- 1				
1- 1	0- 0	0- 0	AWAY	0- 0	1- 0	0- 1				
0- 0	0- 0	0- 0	NEUTRAL	0- 0	0- 0	0- 0				

RPI 1-25				RPI 26-50				RPI 51-100				RPI 101+				Team's RPI: 255	
RPI	S	Opponent	Score	RPI	S	Opponent	Score	RPI	S	Opponent	Score	RPI	S	Opponent	Score		
								69	A	Ohio St.	50	88	103	A	Temple	53	51
								74	H	Youngstown St.	45	58	116	H	Liberty	63	76
													130	H	East Carolina	56	67
													132	A	Old Dominion	51	74
													159	A	Elon	58	74
													166	A	Cleveland St.	57	68
													188	A	Saint Louis	46	60
													209	H	George Washington	68	79
													269	A	Florida A&M	86	57
													283	A	Coppin St.	57	46
													284	H	UMKC	79	55
													295	H	NJIT	64	52
													308	A	Manhattan	63	68
													316	H	UMBC	70	41
													329	A	Maine	74	58
													329	H	Maine	82	47
LAST 12 Division I GAMES:																	
				209	H	George Washington	68	79		295	H	NJIT	64	52			
				103	A	Temple	53	51		116	H	Liberty	63	76			
				188	A	Saint Louis	46	60		130	H	East Carolina	56	67			
				74	H	Youngstown St.	45	58		283	A	Coppin St.	57	46			
				329	H	Maine	82	47		316	H	UMBC	70	41			
				69	A	Ohio St.	50	88		269	A	Florida A&M	86	57			

Non-Div I Games:

VCU

## Valparaiso

Through Games Of Sunday, January 20, 2013

Average RPI Win: <b>213</b>	WON-LOST	WINNING	LAST 10	STRENGTH OF	OPP. STRENGTH	TEAM	ADJ.	CONF.	ADJ CONF.
Average RPI Loss: <b>149</b>	RECORD	PCT. RANK	GAMES	SCHEDULE	OF SCHEDULE	RPI	RPI	RPI	RPI
DIV. I ONLY	5- 10	258	4- 6	141	186	230	230	12	12
DIV. I NON-CONF.	4- 8	241	3- 6	128	164	204	204	11	11
TOTALS	RPI 1-25	RPI 26-50	W-L RECORDS	RPI 51-100	RPI 101-150	RPI 150+			
5- 10	0- 2	0- 1	OVERALL	1- 1	1- 1	3- 5			
4- 2	0- 0	0- 0	HOME	1- 0	1- 0	2- 2			
1- 8	0- 2	0- 1	AWAY	0- 1	0- 1	1- 3			
0- 0	0- 0	0- 0	NEUTRAL	0- 0	0- 0	0- 0			
4- 8	0- 2	0- 1	NON-CONFERENCE	0- 1	1- 1	3- 3			
3- 1	0- 0	0- 0	HOME	0- 0	1- 0	2- 1			
1- 7	0- 2	0- 1	AWAY	0- 1	0- 1	1- 2			
0- 0	0- 0	0- 0	NEUTRAL	0- 0	0- 0	0- 0			
1- 2	0- 0	0- 0	CONFERENCE	1- 0	0- 0	0- 2			
1- 1	0- 0	0- 0	HOME	1- 0	0- 0	0- 1			
0- 1	0- 0	0- 0	AWAY	0- 0	0- 0	0- 1			
0- 0	0- 0	0- 0	NEUTRAL	0- 0	0- 0	0- 0			

RPI 1-25				RPI 26-50				RPI 51-100				RPI 101+ Team's RPI: 230			
RPI	S	Opponent	Score	RPI	S	Opponent	Score	RPI	S	Opponent	Score	RPI	S	Opponent	Score
14	A	Duke	45 <b>90</b>	41	A	Louisville	40 <b>96</b>	74	H	Youngstown St.	67 59	135	A	IUPUI	69 <b>75</b>
22	A	Michigan	32 <b>73</b>					94	A	Butler	55 <b>69</b>	147	H	Indiana	64 52
												154	A	Western Ill.	55 <b>69</b>
												188	H	Saint Louis	47 <b>53</b>
												265	H	Northern Ill.	54 49
												273	H	Ball St.	58 53
												274	A	Western Mich.	69 <b>70</b>
												281	A	Ill.-Chicago	75 <b>82</b>
												288	H	Loyola Chicago	44 <b>52</b>
												305	A	IPFW	82 73
LAST 12 Division I GAMES:															
281	A	Ill.-Chicago	75 <b>82</b>	274	A	Western Mich.	69 <b>70</b>	41	A	Louisville	40 <b>96</b>	305	A	IPFW	82 73
288	H	Loyola Chicago	44 <b>52</b>									188	H	Saint Louis	47 <b>53</b>
74	H	Youngstown St.	67 59									154	A	Western Ill.	55 <b>69</b>
265	H	Northern Ill.	54 49									14	A	Duke	45 <b>90</b>
273	H	Ball St.	58 53												
22	A	Michigan	32 <b>73</b>												

Non-Div I Games: Purdue-Calumet 76 59

Valparaiso

■ Loss, 
 ■ Non-Conf, S Site, 
 ■ Home 
 ■ Away 
 N Neutral



Vanderbilt

Through Games Of Sunday, January 20, 2013

Average RPI Win:	169	WON-LOST	WINNING	LAST 10	STRENGTH OF	OPP. STRENGTH	TEAM	ADJ.	CONF.	ADJ CONF.
Average RPI Loss:	32	RECORD	PCT. RANK	GAMES	SCHEDULE	OF SCHEDULE	RPI	RPI	RPI	RPI
DIV. I ONLY	13- 5	54	8- 2	28	103	30	30	4	4	
DIV. I NON-CONF.	10- 3	50	7- 0	31	101	22	22	6	6	
TOTALS	RPI 1-25	RPI 26-50	W-L RECORDS	RPI 51-100	RPI 101-150	RPI 150+				
13- 5	0- 3	1- 1	OVERALL	3- 1	2- 0	7- 0				
8- 0	0- 0	0- 0	HOME	2- 0	1- 0	5- 0				
5- 3	0- 2	1- 0	AWAY	1- 1	1- 0	2- 0				
0- 2	0- 1	0- 1	NEUTRAL	0- 0	0- 0	0- 0				
10- 3	0- 2	1- 1	NON-CONFERENCE	2- 0	2- 0	5- 0				
6- 0	0- 0	0- 0	HOME	1- 0	1- 0	4- 0				
4- 1	0- 1	1- 0	AWAY	1- 0	1- 0	1- 0				
0- 2	0- 1	0- 1	NEUTRAL	0- 0	0- 0	0- 0				
3- 2	0- 1	0- 0	CONFERENCE	1- 1	0- 0	2- 0				
2- 0	0- 0	0- 0	HOME	1- 0	0- 0	1- 0				
1- 2	0- 1	0- 0	AWAY	0- 1	0- 0	1- 0				
0- 0	0- 0	0- 0	NEUTRAL	0- 0	0- 0	0- 0				

RPI S	Opponent	Score	RPI S	Opponent	Score	Team's RPI: 30	RPI S	Opponent	Score	RPI S	Opponent	Score
12	A Dayton	66 71	26	A Oklahoma	76 63		71	A LSU	51 54	109	A Southern California	74 56
16	N Florida St.	59 73	43	N Virginia	66 73		76	A Western Ky.	77 67	115	H UAB	69 54
17	A South Carolina	48 64					78	H Arkansas	78 58	155	H Col. of Charleston	69 44
							95	H Hartford	67 45	186	H Tennessee Tech	77 50
										211	H McNeese St.	82 71
										233	H Mississippi St.	92 41
										267	A Ole Miss	76 57
										307	H Austin Peay	67 36
										334	A Lipscomb	62 45
LAST 12 Division I GAMES:												
71	A LSU	51 54	155	H Col. of Charleston	69 44							
78	H Arkansas	78 58	26	A Oklahoma	76 63							
17	A South Carolina	48 64	95	H Hartford	67 45							
267	A Ole Miss	76 57	76	A Western Ky.	77 67							
233	H Mississippi St.	92 41	186	H Tennessee Tech	77 50							
109	A Southern California	74 56	307	H Austin Peay	67 36							

Non-Div I Games:

Vanderbilt

Loss, Non-Conf, S Site, H Home A Away N Neutral

Average RPI Win:	302	WON-LOST	WINNING	LAST 10	STRENGTH OF	OPP. STRENGTH	TEAM	ADJ.	CONF.	ADJ CONF.
Average RPI Loss:	158	RECORD	PCT. RANK	GAMES	SCHEDULE	OF SCHEDULE	RPI	RPI	RPI	RPI
DIV. I ONLY	6- 12	258	3- 7	248	298	270	270	23	23	
DIV. I NON-CONF.	3- 10	295	1- 6	244	304	316	316	25	25	
TOTALS	RPI 1-25	RPI 26-50	W-L RECORDS	RPI 51-100	RPI 101-150	RPI 150+				
6- 12	0- 0	0- 2	OVERALL	0- 2	0- 2	6- 6				
5- 1	0- 0	0- 0	HOME	0- 1	0- 0	5- 0				
1- 11	0- 0	0- 2	AWAY	0- 1	0- 2	1- 6				
0- 0	0- 0	0- 0	NEUTRAL	0- 0	0- 0	0- 0				
3- 10	0- 0	0- 2	NON-CONFERENCE	0- 1	0- 2	3- 5				
3- 1	0- 0	0- 0	HOME	0- 1	0- 0	3- 0				
0- 9	0- 0	0- 2	AWAY	0- 0	0- 2	0- 5				
0- 0	0- 0	0- 0	NEUTRAL	0- 0	0- 0	0- 0				
3- 2	0- 0	0- 0	CONFERENCE	0- 1	0- 0	3- 1				
2- 0	0- 0	0- 0	HOME	0- 0	0- 0	2- 0				
1- 2	0- 0	0- 0	AWAY	0- 1	0- 0	1- 1				
0- 0	0- 0	0- 0	NEUTRAL	0- 0	0- 0	0- 0				

RPI S	Opponent	Score	RPI S	Opponent	Score	RPI S	Opponent	Score	RPI S	Opponent	Score	Team's RPI: 270
34	A Oklahoma St.	30 83	51	A Boston U.	30 58	104	A Fairfield	47 51				
40	A Marist	45 66	98	H Drexel	49 66	108	A Boston College	43 80				
						172	A Stony Brook	53 68				
						219	A Providence	76 92				
						243	A Central Conn. St.	41 67				
						250	H New Hampshire	63 60				
						252	A Canisius	55 56				
						254	H Brown	66 56				
						272	A North Florida	61 64				
						304	A Jacksonville	67 78				
						306	A Binghamton	61 56				
						316	H UMBC	63 60				
						342	H Columbia	46 40				
						344	H Houston Baptist	59 48				
LAST 12 Division I GAMES:												
172	A Stony Brook	53 68	108	A Boston College	43 80							
306	A Binghamton	61 56	34	A Oklahoma St.	30 83							
316	H UMBC	63 60	243	A Central Conn. St.	41 67							
51	A Boston U.	30 58	98	H Drexel	49 66							
250	H New Hampshire	63 60	344	H Houston Baptist	59 48							
252	A Canisius	55 56	104	A Fairfield	47 51							

Non-Div I Games:

Vermont

■ Loss, 
 ■ Non-Conf, 
 ■ S Site, 
 ■ H Home 
 ■ A Away 
 N Neutral

Average RPI Win: 128		WON-LOST	WINNING	LAST 10	STRENGTH OF	OPP. STRENGTH	TEAM	ADJ.	CONF.	ADJ CONF.
Average RPI Loss: 43		RECORD	PCT. RANK	GAMES	SCHEDULE	OF SCHEDULE	RPI	RPI	RPI	RPI
DIV. I ONLY		15- 2	10	9- 1	41	35	10	10	5	5
DIV. I NON-CONF.		11- 2	23	7- 1	53	22	14	14	4	4
TOTALS		RPI 1-25	RPI 26-50	W-L RECORDS	RPI 51-100	RPI 101-150	RPI 150+			
15- 2	1- 1		2- 0	OVERALL	3- 1	2- 0	7- 0			
6- 0	1- 0		1- 0	HOME	1- 0	1- 0	2- 0			
6- 1	0- 0		1- 0	AWAY	0- 1	0- 0	5- 0			
3- 1	0- 1		0- 0	NEUTRAL	2- 0	1- 0	0- 0			
11- 2	1- 1		1- 0	NON-CONFERENCE	2- 1	2- 0	5- 0			
4- 0	1- 0		0- 0	HOME	0- 0	1- 0	2- 0			
4- 1	0- 0		1- 0	AWAY	0- 1	0- 0	3- 0			
3- 1	0- 1		0- 0	NEUTRAL	2- 0	1- 0	0- 0			
4- 0	0- 0		1- 0	CONFERENCE	1- 0	0- 0	2- 0			
2- 0	0- 0		1- 0	HOME	1- 0	0- 0	0- 0			
2- 0	0- 0		0- 0	AWAY	0- 0	0- 0	2- 0			
0- 0	0- 0		0- 0	NEUTRAL	0- 0	0- 0	0- 0			

RPI 1-25					Team's RPI: 10	
RPI	S	Opponent	Score			
20	H	Princeton	61	54		
25	N	Delaware	45	59		

RPI 26-50					
RPI	S	Opponent	Score		
27	H	DePaul	65	45	
44	A	Saint Joseph's	55	51	

RPI 51-100					
RPI	S	Opponent	Score		
61	A	Minnesota	60	75	
64	H	South Fla.	52	49	
81	N	South Dakota St.	71	47	
82	N	Bowling Green	53	42	

RPI 101+					
RPI	S	Opponent	Score		
103	H	Temple	55	44	
111	N	Montana	74	49	
161	H	La Salle	49	44	
187	A	Cincinnati	54	51	
193	A	Pittsburgh	68	52	
198	A	Penn	48	44	
199	H	Lehigh	66	49	
227	A	Lafayette	73	34	
228	A	Dartmouth	60	37	

LAST 12 Division I GAMES:									
64	H	South Fla.	52	49	25	N	Delaware	45	59
198	A	Penn	48	44	103	H	Temple	55	44
193	A	Pittsburgh	68	52	20	H	Princeton	61	54
27	H	DePaul	65	45	44	A	Saint Joseph's	55	51
187	A	Cincinnati	54	51	161	H	La Salle	49	44
228	A	Dartmouth	60	37	199	H	Lehigh	66	49

Non-Div I Games:

Villanova

■ Loss, ■ Non-Conf, S Site, H Home A Away N Neutral

## Virginia

Through Games Of Sunday, January 20, 2013

Average RPI Win:	142	WON-LOST	WINNING	LAST 10	STRENGTH OF	OPP. STRENGTH	TEAM	ADJ.	CONF.	ADJ CONF.
Average RPI Loss:	44	RECORD	PCT. RANK	GAMES	SCHEDULE	OF SCHEDULE	RPI	RPI	RPI	RPI
DIV. I ONLY	12- 6	75	7- 3	54	14	43	43	3	3	
DIV. I NON-CONF.	8- 3	62	3- 2	124	68	70	70	3	3	
TOTALS	RPI 1-25	RPI 26-50	W-L RECORDS	RPI 51-100	RPI 101-150	RPI 150+				
12- 6	0- 2	2- 3	OVERALL	4- 0	1- 1	5- 0				
8- 1	0- 0	1- 1	HOME	2- 0	1- 0	4- 0				
3- 4	0- 2	0- 1	AWAY	2- 0	0- 1	1- 0				
1- 1	0- 0	1- 1	NEUTRAL	0- 0	0- 0	0- 0				
8- 3	0- 0	1- 2	NON-CONFERENCE	1- 0	1- 1	5- 0				
5- 1	0- 0	0- 1	HOME	0- 0	1- 0	4- 0				
2- 1	0- 0	0- 0	AWAY	1- 0	0- 1	1- 0				
1- 1	0- 0	1- 1	NEUTRAL	0- 0	0- 0	0- 0				
4- 3	0- 2	1- 1	CONFERENCE	3- 0	0- 0	0- 0				
3- 0	0- 0	1- 0	HOME	2- 0	0- 0	0- 0				
1- 3	0- 2	0- 1	AWAY	1- 0	0- 0	0- 0				
0- 0	0- 0	0- 0	NEUTRAL	0- 0	0- 0	0- 0				

RPI 1-25				RPI 26-50				Team's RPI: 43				RPI 51-100				RPI 101+			
RPI	S	Opponent	Score	RPI	S	Opponent	Score	RPI	S	Opponent	Score	RPI	S	Opponent	Score	RPI	S	Opponent	Score
7	A	Maryland	55 79	30	N	Vanderbilt	73 66	59	A	Georgia Tech	62 51	110	H	James Madison	78 57				
19	A	North Carolina	60 71	37	N	Syracuse	73 74	61	A	Minnesota	90 68	120	A	Alabama	70 73				
				38	A	Miami (FL)	52 58	86	H	Virginia Tech	52 48	181	H	Xavier	54 45				
				38	H	Miami (FL)	62 52	100	H	North Carolina St.	78 59	198	A	Penn	68 65				
				45	H	West Virginia	47 54					219	H	Providence	61 42				
												283	H	Coppin St.	54 44				
												340	H	Norfolk St.	66 23				
LAST 12 Division I GAMES:																			
				38	H	Miami (FL)	62 52	181	H	Xavier	54 45								
				19	A	North Carolina	60 71	340	H	Norfolk St.	66 23								
				100	H	North Carolina St.	78 59	120	A	Alabama	70 73								
				59	A	Georgia Tech	62 51	283	H	Coppin St.	54 44								
				38	A	Miami (FL)	52 58	7	A	Maryland	55 79								
				86	H	Virginia Tech	52 48	45	H	West Virginia	47 54								

Non-Div I Games:

Virginia

■ Loss, 
 ■ Non-Conf, S Site, 
 ■ Home 
 ■ Away 
 N Neutral

Average RPI Win:	138	WON-LOST	WINNING	LAST 10	STRENGTH OF	OPP. STRENGTH	TEAM	ADJ.	CONF.	ADJ CONF.
Average RPI Loss:	50	RECORD	PCT. RANK	GAMES	SCHEDULE	OF SCHEDULE	RPI	RPI	RPI	RPI
DIV. I ONLY	7- 10	207	3- 7	2	101	86	86	3	3	
DIV. I NON-CONF.	6- 5	146	3- 3	4	182	83	83	3	3	
TOTALS	RPI 1-25	RPI 26-50	W-L RECORDS	RPI 51-100	RPI 101-150	RPI 150+				
7- 10	0- 4	0- 2	OVERALL	2- 2	2- 2	3- 0				
7- 5	0- 2	0- 0	HOME	2- 1	2- 2	3- 0				
0- 5	0- 2	0- 2	AWAY	0- 1	0- 0	0- 0				
0- 0	0- 0	0- 0	NEUTRAL	0- 0	0- 0	0- 0				
6- 5	0- 1	0- 1	NON-CONFERENCE	2- 2	1- 1	3- 0				
6- 3	0- 1	0- 0	HOME	2- 1	1- 1	3- 0				
0- 2	0- 0	0- 1	AWAY	0- 1	0- 0	0- 0				
0- 0	0- 0	0- 0	NEUTRAL	0- 0	0- 0	0- 0				
1- 5	0- 3	0- 1	CONFERENCE	0- 0	1- 1	0- 0				
1- 2	0- 1	0- 0	HOME	0- 0	1- 1	0- 0				
0- 3	0- 2	0- 1	AWAY	0- 0	0- 0	0- 0				
0- 0	0- 0	0- 0	NEUTRAL	0- 0	0- 0	0- 0				

RPI 1-25				RPI 26-50				RPI 51-100				RPI 101+			
RPI	S	Opponent	Score	RPI	S	Opponent	Score	RPI	S	Opponent	Score	RPI	S	Opponent	Score
7	H	Maryland	45 74	31	A	Michigan St.	29 57	65	H	FGCU	56 63	108	H	Boston College	46 53
8	H	Penn St.	41 60	43	A	Virginia	48 52	73	A	Richmond	51 65	114	H	Wake Forest	73 52
14	A	Duke	26 58					79	H	Wisconsin	47 38	124	H	Appalachian St.	71 68
19	A	North Carolina	45 48					89	H	Hampton	55 45	132	H	Old Dominion	35 55
												174	H	N.C. A&T	58 39
												179	H	Longwood	73 58
												209	H	George Washington	50 31
LAST 12 Division I GAMES:															
14	A	Duke	26 58	174	H	N.C. A&T	58 39								
7	H	Maryland	45 74	114	H	Wake Forest	73 52								
108	H	Boston College	46 53	65	H	FGCU	56 63								
19	A	North Carolina	45 48	8	H	Penn St.	41 60								
43	A	Virginia	48 52	73	A	Richmond	51 65								
89	H	Hampton	55 45	179	H	Longwood	73 58								

Non-Div I Games:

Virginia Tech

Average RPI Win: <b>334</b>	WON-LOST	WINNING	LAST 10	STRENGTH OF	OPP. STRENGTH	TEAM	ADJ.	CONF.	ADJ CONF.
Average RPI Loss: <b>192</b>	RECORD	PCT. RANK	GAMES	SCHEDULE	OF SCHEDULE	RPI	RPI	RPI	RPI
DIV. I ONLY	2- 14	327	1- 9	212	332	314	314	25	25
DIV. I NON-CONF.	1- 10	323	0- 7	160	322	312	312	23	23
TOTALS	RPI 1-25	RPI 26-50	W-L RECORDS	RPI 51-100	RPI 101-150	RPI 150+			
2- 14	0- 0	0- 2	OVERALL	0- 0	0- 1	2- 11			
0- 5	0- 0	0- 0	HOME	0- 0	0- 0	0- 5			
2- 5	0- 0	0- 0	AWAY	0- 0	0- 0	2- 0			
0- 4	0- 0	0- 0	NEUTRAL	0- 0	0- 1	0- 3			
1- 10	0- 0	0- 2	NON-CONFERENCE	0- 0	0- 1	1- 7			
0- 2	0- 0	0- 0	HOME	0- 0	0- 0	0- 2			
1- 4	0- 0	0- 2	AWAY	0- 0	0- 0	1- 2			
0- 4	0- 0	0- 0	NEUTRAL	0- 0	0- 1	0- 3			
1- 4	0- 0	0- 0	CONFERENCE	0- 0	0- 0	1- 4			
0- 3	0- 0	0- 0	HOME	0- 0	0- 0	0- 3			
1- 1	0- 0	0- 0	AWAY	0- 0	0- 0	1- 1			
0- 0	0- 0	0- 0	NEUTRAL	0- 0	0- 0	0- 0			

RPI S	Opponent	Score	RPI S	Opponent	Score	RPI S	Opponent	Score	RPI S	Opponent	Score	Team's RPI: 314
			37 A	Syracuse	28 66				104 N	Fairfield	44 81	
			41 A	Louisville	32 106				184 H	Iona	64 74	
									193 A	Pittsburgh	39 65	
									199 N	Lehigh	53 78	
									207 H	Fairleigh Dickinson	59 68	
									208 H	Army	62 65	
									223 H	Monmouth	64 81	
									227 N	Lafayette	45 64	
									243 A	Central Conn. St.	53 82	
									249 H	St. Francis Brooklyn	66 72	
									250 A	New Hampshire	54 77	
									316 N	UMBC	43 48	
									326 A	LIU Brooklyn	74 70	
									342 A	Columbia	61 47	
LAST 12 Division I GAMES:												
243 A	Central Conn. St.	53 82	316 N	UMBC	43 48							
326 A	LIU Brooklyn	74 70	41 A	Louisville	32 106							
249 H	St. Francis Brooklyn	66 72	250 A	New Hampshire	54 77							
223 H	Monmouth	64 81	37 A	Syracuse	28 66							
207 H	Fairleigh Dickinson	59 68	184 H	Iona	64 74							
104 N	Fairfield	44 81	227 N	Lafayette	45 64							

Non-Div I Games:

Wagner

■ Loss, 
 ■ Non-Conf, 
 ■ S Site, 
 ■ H Home 
 ■ A Away 
 N Neutral

## Wake Forest

Through Games Of Sunday, January 20, 2013

Average RPI Win:	205	WON-LOST	WINNING	LAST 10	STRENGTH OF	OPP. STRENGTH	TEAM	ADJ.	CONF.	ADJ CONF.
Average RPI Loss:	53	RECORD	PCT. RANK	GAMES	SCHEDULE	OF SCHEDULE	RPI	RPI	RPI	RPI
DIV. I ONLY	10- 8	147	7- 3	111	18	114	114	3	3	
DIV. I NON-CONF.	7- 5	131	5- 1	166	46	151	151	3	3	
TOTALS	RPI 1-25	RPI 26-50	W-L RECORDS	RPI 51-100	RPI 101-150	RPI 150+				
10- 8	1- 3	0- 2	OVERALL	1- 2	1- 0	7- 1				
8- 2	0- 1	0- 0	HOME	1- 0	0- 0	7- 1				
2- 3	1- 0	0- 1	AWAY	0- 2	1- 0	0- 0				
0- 3	0- 2	0- 1	NEUTRAL	0- 0	0- 0	0- 0				
7- 5	0- 2	0- 2	NON-CONFERENCE	0- 1	0- 0	7- 0				
7- 0	0- 0	0- 0	HOME	0- 0	0- 0	7- 0				
0- 2	0- 0	0- 1	AWAY	0- 1	0- 0	0- 0				
0- 3	0- 2	0- 1	NEUTRAL	0- 0	0- 0	0- 0				
3- 3	1- 1	0- 0	CONFERENCE	1- 1	1- 0	0- 1				
1- 2	0- 1	0- 0	HOME	1- 0	0- 0	0- 1				
2- 1	1- 0	0- 0	AWAY	0- 1	1- 0	0- 0				
0- 0	0- 0	0- 0	NEUTRAL	0- 0	0- 0	0- 0				

RPI 1-25				RPI 26-50				RPI 51-100				RPI 101+ Team's RPI: 114			
RPI	S	Opponent	Score	RPI	S	Opponent	Score	RPI	S	Opponent	Score	RPI	S	Opponent	Score
3	N	Connecticut	34 95	33	A	Kansas	58 64	67	A	Illinois	82 95	108	A	Boston College	92 87
11	N	Purdue	53 67	40	N	Marist	66 81	86	A	Virginia Tech	52 73	171	H	Clemson	64 74
14	H	Duke	44 73					100	H	North Carolina St.	69 56	185	H	Campbell	84 68
16	A	Florida St.	80 72									234	H	Seton Hall	64 63
												242	H	Nevada	77 54
												269	H	Florida A&M	80 60
												283	H	Coppin St.	82 75
												296	H	UNC Wilmington	60 59
												320	H	Charleston So.	77 57
LAST 12 Division I GAMES:															
108	A	Boston College	92 87	185	H	Campbell	84 68	86	A	Virginia Tech	52 73				
171	H	Clemson	64 74					234	H	Seton Hall	64 63				
14	H	Duke	44 73					269	H	Florida A&M	80 60				
16	A	Florida St.	80 72					320	H	Charleston So.	77 57				
100	H	North Carolina St.	69 56					67	A	Illinois	82 95				
242	H	Nevada	77 54												

Non-Div I Games:

Wake Forest

■ Loss, 
 ■ Non-Conf, 
 ■ S Site, 
 ■ H Home 
 ■ A Away 
 N Neutral

## Washington

Average RPI Win:	135	WON-LOST	WINNING	LAST 10	STRENGTH OF	OPP. STRENGTH	TEAM	ADJ.	CONF.	ADJ CONF.
Average RPI Loss:	100	RECORD	PCT. RANK	GAMES	SCHEDULE	OF SCHEDULE	RPI	RPI	RPI	RPI
DIV. I ONLY	12- 5	61	6- 4	172	11	63	63	6	6	
DIV. I NON-CONF.	8- 3	62	4- 2	198	18	73	73	5	5	

TOTALS	RPI 1-25	RPI 26-50	W-L RECORDS	RPI 51-100	RPI 101-150	RPI 150+
12- 5	0- 1	2- 0	OVERALL	3- 1	2- 2	5- 1
7- 1	0- 0	2- 0	HOME	2- 0	1- 0	2- 1
5- 4	0- 1	0- 0	AWAY	1- 1	1- 2	3- 0
0- 0	0- 0	0- 0	NEUTRAL	0- 0	0- 0	0- 0
8- 3	0- 0	2- 0	NON-CONFERENCE	1- 1	0- 1	5- 1
4- 1	0- 0	2- 0	HOME	0- 0	0- 0	2- 1
4- 2	0- 0	0- 0	AWAY	1- 1	0- 1	3- 0
0- 0	0- 0	0- 0	NEUTRAL	0- 0	0- 0	0- 0
4- 2	0- 1	0- 0	CONFERENCE	2- 0	2- 1	0- 0
3- 0	0- 0	0- 0	HOME	2- 0	1- 0	0- 0
1- 2	0- 1	0- 0	AWAY	0- 0	1- 1	0- 0
0- 0	0- 0	0- 0	NEUTRAL	0- 0	0- 0	0- 0

RPI	S	Opponent	Score	RPI	S	Opponent	Score	RPI	S	Opponent	Score	RPI	S	Opponent	Score
15	A	UCLA	68 85	46	H	St. Mary's (CA)	70 68	59	A	Georgia Tech	44 52	109	A	Southern California	72 81
				47	H	San Diego St.	59 58	79	A	Wisconsin	60 55	131	A	Washington St.	79 72
								91	H	Arizona St.	77 74	131	H	Washington St.	60 53
								93	H	Arizona	76 65	142	A	Long Beach St.	62 71
												173	A	Seattle	77 75
												175	H	UC Santa Barbara	46 54
												194	A	UC Davis	81 56
												204	H	Idaho	62 48
												206	H	Pepperdine	70 51
												226	A	Portland	64 44
LAST 12 Division I GAMES:															
131	A	Washington St.	79 72	194	A	UC Davis	81 56	59	A	Georgia Tech	44 52				
131	H	Washington St.	60 53	204	H	Idaho	62 48								
15	A	UCLA	68 85	175	H	UC Santa Barbara	46 54								
109	A	Southern California	72 81	47	H	San Diego St.	59 58								
93	H	Arizona	76 65	226	A	Portland	64 44								
91	H	Arizona St.	77 74												

Non-Div I Games:

Washington

■ Loss, 
■ Non-Conf, 
■ S Site, 
■ H Home 
■ A Away 
N Neutral



Average RPI Win:	104	WON-LOST	WINNING	LAST 10	STRENGTH OF	OPP. STRENGTH	TEAM	ADJ.	CONF.	ADJ CONF.
Average RPI Loss:	78	RECORD	PCT. RANK	GAMES	SCHEDULE	OF SCHEDULE	RPI	RPI	RPI	RPI
DIV. I ONLY	5- 12	282	3- 7	13	86	131	131	6	6	
DIV. I NON-CONF.	4- 7	230	2- 4	7	112	92	92	5	5	
TOTALS	RPI 1-25	RPI 26-50	W-L RECORDS	RPI 51-100	RPI 101-150	RPI 150+				
5- 12	0- 1	1- 2	OVERALL	3- 7	0- 1	1- 1				
4- 3	0- 0	0- 0	HOME	3- 3	0- 0	1- 0				
1- 8	0- 1	1- 2	AWAY	0- 3	0- 1	0- 1				
0- 1	0- 0	0- 0	NEUTRAL	0- 1	0- 0	0- 0				
4- 7	0- 0	1- 2	NON-CONFERENCE	2- 4	0- 0	1- 1				
3- 1	0- 0	0- 0	HOME	2- 1	0- 0	1- 0				
1- 5	0- 0	1- 2	AWAY	0- 2	0- 0	0- 1				
0- 1	0- 0	0- 0	NEUTRAL	0- 1	0- 0	0- 0				
1- 5	0- 1	0- 0	CONFERENCE	1- 3	0- 1	0- 0				
1- 2	0- 0	0- 0	HOME	1- 2	0- 0	0- 0				
0- 3	0- 1	0- 0	AWAY	0- 1	0- 1	0- 0				
0- 0	0- 0	0- 0	NEUTRAL	0- 0	0- 0	0- 0				

RPI	S	Opponent	Score	RPI	S	Opponent	Score	RPI	S	Opponent	Score	RPI	S	Opponent	Score	Team's RPI: 131
15	A	UCLA	52 <b>78</b>	37	A	Syracuse	51 <b>64</b>	61	A	Minnesota	83 <b>87</b>	109	A	Southern California	59 <b>61</b>	
				41	A	Louisville	39 <b>75</b>	63	A	Washington	53 <b>60</b>	202	A	UC Riverside	65 <b>71</b>	
				50	A	Gonzaga	57 51	63	H	Washington	72 <b>79</b>	223	H	Monmouth	79 69	
								69	H	Ohio St.	62 55					
								79	H	Wisconsin	44 <b>52</b>					
								81	N	South Dakota St.	56 <b>65</b>					
								87	H	BYU	67 52					
								90	A	Fresno St.	59 <b>82</b>					
								91	H	Arizona St.	77 65					
								93	H	Arizona	65 <b>71</b>					
LAST 12 Division I GAMES:																
				63	H	Washington	72 <b>79</b>	50	A	Gonzaga	57 51					
				63	A	Washington	53 <b>60</b>	37	A	Syracuse	51 <b>64</b>					
				109	A	Southern California	59 <b>61</b>	41	A	Louisville	39 <b>75</b>					
				15	A	UCLA	52 <b>78</b>	69	H	Ohio St.	62 55					
				91	H	Arizona St.	77 65	90	A	Fresno St.	59 <b>82</b>					
				93	H	Arizona	65 <b>71</b>	202	A	UC Riverside	65 <b>71</b>					

Non-Div I Games:

Washington St.

■ Loss, 
 ■ Non-Conf, S Site, 
 ■ Home 
 ■ Away 
 N Neutral

Average RPI Win:	0	WON-LOST	WINNING	LAST 10	STRENGTH OF	OPP. STRENGTH	TEAM	ADJ.	CONF.	ADJ CONF.
Average RPI Loss:	168	RECORD	PCT. RANK	GAMES	SCHEDULE	OF SCHEDULE	RPI	RPI	RPI	RPI
DIV. I ONLY	0- 17	340	0- 10	120	285	319	319	16	16	
DIV. I NON-CONF.	0- 9	335	0- 4	28	300	283	283	14	14	
TOTALS	RPI 1-25	RPI 26-50	W-L RECORDS	RPI 51-100	RPI 101-150	RPI 150+				
0- 17	0- 0	0- 1	OVERALL	0- 3	0- 5	0- 8				
0- 7	0- 0	0- 0	HOME	0- 0	0- 3	0- 4				
0- 10	0- 0	0- 1	AWAY	0- 3	0- 2	0- 4				
0- 0	0- 0	0- 0	NEUTRAL	0- 0	0- 0	0- 0				
0- 9	0- 0	0- 1	NON-CONFERENCE	0- 3	0- 2	0- 3				
0- 3	0- 0	0- 0	HOME	0- 0	0- 1	0- 2				
0- 6	0- 0	0- 1	AWAY	0- 3	0- 1	0- 1				
0- 0	0- 0	0- 0	NEUTRAL	0- 0	0- 0	0- 0				
0- 8	0- 0	0- 0	CONFERENCE	0- 0	0- 3	0- 5				
0- 4	0- 0	0- 0	HOME	0- 0	0- 2	0- 2				
0- 4	0- 0	0- 0	AWAY	0- 0	0- 1	0- 3				
0- 0	0- 0	0- 0	NEUTRAL	0- 0	0- 0	0- 0				

RPI S	Opponent	Score	RPI S	Opponent	Score	RPI S	Opponent	Score	RPI S	Opponent	Score	Team's RPI: 319
			34	A Oklahoma St.	49 101	60	A Wyoming	62 77	118	H Utah	47 73	
						87	A BYU	55 80	122	H Eastern Wash.	60 88	
						93	A Arizona	49 81	141	A New Mexico	44 67	
									146	H Idaho St.	45 69	
									149	A Sacramento St.	60 103	
									191	H Portland St.	60 74	
									203	A North Dakota	49 73	
									208	H Army	58 77	
									217	A Northern Colo.	48 69	
									238	H Southern Utah	61 74	
									241	H Boise St.	56 70	
									297	A Northern Ariz.	55 76	
									309	A Utah Valley	56 68	
LAST 12 Division I GAMES:												
149	A Sacramento St.	60 103	191	H Portland St.	60 74							
297	A Northern Ariz.	55 76	122	H Eastern Wash.	60 88							
146	H Idaho St.	45 69	93	A Arizona	49 81							
238	H Southern Utah	61 74	60	A Wyoming	62 77							
203	A North Dakota	49 73	309	A Utah Valley	56 68							
217	A Northern Colo.	48 69	141	A New Mexico	44 67							

Non-Div I Games:

Weber St.

## West Virginia

Through Games Of Sunday, January 20, 2013

Average RPI Win:	150	WON-LOST	WINNING	LAST 10	STRENGTH OF	OPP. STRENGTH	TEAM	ADJ.	CONF.	ADJ CONF.
Average RPI Loss:	33	RECORD	PCT. RANK	GAMES	SCHEDULE	OF SCHEDULE	RPI	RPI	RPI	RPI
DIV. I ONLY	11- 6	88	6- 4	23	31	45	45	1	1	
DIV. I NON-CONF.	8- 3	62	5- 1	40	125	51	51	1	1	
TOTALS	RPI 1-25	RPI 26-50	W-L RECORDS	RPI 51-100	RPI 101-150	RPI 150+				
11- 6	0- 2	1- 3	OVERALL	3- 1	3- 0	4- 0				
7- 2	0- 0	0- 2	HOME	1- 0	3- 0	3- 0				
3- 2	0- 1	1- 1	AWAY	2- 0	0- 0	0- 0				
1- 2	0- 1	0- 0	NEUTRAL	0- 1	0- 0	1- 0				
8- 3	0- 1	1- 1	NON-CONFERENCE	2- 1	1- 0	4- 0				
5- 1	0- 0	0- 1	HOME	1- 0	1- 0	3- 0				
2- 0	0- 0	1- 0	AWAY	1- 0	0- 0	0- 0				
1- 2	0- 1	0- 0	NEUTRAL	0- 1	0- 0	1- 0				
3- 3	0- 1	0- 2	CONFERENCE	1- 0	2- 0	0- 0				
2- 1	0- 0	0- 1	HOME	0- 0	2- 0	0- 0				
1- 2	0- 1	0- 1	AWAY	1- 0	0- 0	0- 0				
0- 0	0- 0	0- 0	NEUTRAL	0- 0	0- 0	0- 0				

RPI 1-25				RPI 26-50				Team's RPI: 45	RPI 51-100				RPI 101+			
RPI	S	Opponent	Score	RPI	S	Opponent	Score		RPI	S	Opponent	Score	RPI	S	Opponent	Score
2	A	Baylor	58 76	26	A	Oklahoma	68 71		51	A	Boston U.	60 57	121	H	Texas	53 49
21	N	Iowa	70 79	33	H	Kansas	59 60		53	A	Kansas St.	66 52	124	H	Appalachian St.	72 67
				42	H	Duquesne	54 62		71	N	LSU	63 71	144	H	TCU	58 50
				43	A	Virginia	54 47		74	H	Youngstown St.	90 57	183	H	St. Bonaventure	67 47
													271	N	Marshall	64 48
													291	H	USC Upstate	75 45
													296	H	UNC Wilmington	76 47
LAST 12 Division I GAMES:																
		2	A	Baylor	58	76					124	H	Appalachian St.	72	67	
		144	H	TCU	58	50					42	H	Duquesne	54	62	
		53	A	Kansas St.	66	52					74	H	Youngstown St.	90	57	
		121	H	Texas	53	49					183	H	St. Bonaventure	67	47	
		33	H	Kansas	59	60					271	N	Marshall	64	48	
		26	A	Oklahoma	68	71					43	A	Virginia	54	47	

Non-Div I Games:

West Virginia

■ Loss, 
 ■ Non-Conf, 
 ■ S Site, 
 ■ H Home 
 ■ A Away 
 N Neutral

Average RPI Win:	330	WON-LOST	WINNING	LAST 10	STRENGTH OF	OPP. STRENGTH	TEAM	ADJ.	CONF.	ADJ CONF.
Average RPI Loss:	205	RECORD	PCT. RANK	GAMES	SCHEDULE	OF SCHEDULE	RPI	RPI	RPI	RPI
DIV. I ONLY	4- 12	298	1- 9	322	335	333	333	27	27	
DIV. I NON-CONF.	2- 7	300	0- 5	340	299	338	338	27	27	
TOTALS	RPI 1-25	RPI 26-50	W-L RECORDS	RPI 51-100	RPI 101-150	RPI 150+				
4- 12	0- 1	0- 0	OVERALL	0- 1	0- 1	4- 9				
3- 6	0- 0	0- 0	HOME	0- 1	0- 0	3- 5				
1- 6	0- 1	0- 0	AWAY	0- 0	0- 1	1- 4				
0- 0	0- 0	0- 0	NEUTRAL	0- 0	0- 0	0- 0				
2- 7	0- 1	0- 0	NON-CONFERENCE	0- 0	0- 0	2- 6				
1- 3	0- 0	0- 0	HOME	0- 0	0- 0	1- 3				
1- 4	0- 1	0- 0	AWAY	0- 0	0- 0	1- 3				
0- 0	0- 0	0- 0	NEUTRAL	0- 0	0- 0	0- 0				
2- 5	0- 0	0- 0	CONFERENCE	0- 1	0- 1	2- 3				
2- 3	0- 0	0- 0	HOME	0- 1	0- 0	2- 2				
0- 2	0- 0	0- 0	AWAY	0- 0	0- 1	0- 1				
0- 0	0- 0	0- 0	NEUTRAL	0- 0	0- 0	0- 0				

RPI	S	Opponent	Score	RPI	S	Opponent	Score	RPI	S	Opponent	Score	RPI	S	Opponent	Score	Team's RPI: 333
17	A	South Carolina	44 66					56	H	Chattanooga	43 70	124	A	Appalachian St.	46 77	
												159	H	Elon	48 64	
												185	H	Campbell	40 55	
												186	H	Tennessee Tech	56 61	
												239	A	Georgia St.	45 64	
												260	H	Samford	38 47	
												291	H	USC Upstate	48 51	
												310	A	Coastal Caro.	42 56	
												313	H	Wofford	54 40	
												317	A	Ga. Southern	50 52	
												320	A	Charleston So.	61 69	
												325	H	UNC Greensboro	47 44	
												337	A	UNC Asheville	58 45	
												343	H	N.C. Central	67 55	
LAST 12 Division I GAMES:																
56	H	Chattanooga	43 70	239	A	Georgia St.	45 64									
260	H	Samford	38 47	320	A	Charleston So.	61 69									
124	A	Appalachian St.	46 77	186	H	Tennessee Tech	56 61									
317	A	Ga. Southern	50 52	159	H	Elon	48 64									
313	H	Wofford	54 40	325	H	UNC Greensboro	47 44									
17	A	South Carolina	44 66	291	H	USC Upstate	48 51									

Non-Div I Games:

Western Caro.

Average RPI Win:	237	WON-LOST	WINNING	LAST 10	STRENGTH OF	OPP. STRENGTH	TEAM	ADJ.	CONF.	ADJ CONF.
Average RPI Loss:	157	RECORD	PCT. RANK	GAMES	SCHEDULE	OF SCHEDULE	RPI	RPI	RPI	RPI
DIV. I ONLY	8- 8	164	6- 4	229	218	154	154	20	20	
DIV. I NON-CONF.	6- 5	146	5- 1	202	265	153	153	20	20	
TOTALS	RPI 1-25	RPI 26-50	W-L RECORDS	RPI 51-100	RPI 101-150	RPI 150+				
8- 8	0- 0	0- 1	OVERALL	0- 2	2- 1	6- 4				
5- 0	0- 0	0- 0	HOME	0- 0	2- 0	3- 0				
3- 8	0- 0	0- 1	AWAY	0- 2	0- 1	3- 4				
0- 0	0- 0	0- 0	NEUTRAL	0- 0	0- 0	0- 0				
6- 5	0- 0	0- 1	NON-CONFERENCE	0- 1	2- 0	4- 3				
5- 0	0- 0	0- 0	HOME	0- 0	2- 0	3- 0				
1- 5	0- 0	0- 1	AWAY	0- 1	0- 0	1- 3				
0- 0	0- 0	0- 0	NEUTRAL	0- 0	0- 0	0- 0				
2- 3	0- 0	0- 0	CONFERENCE	0- 1	0- 1	2- 1				
0- 0	0- 0	0- 0	HOME	0- 0	0- 0	0- 0				
2- 3	0- 0	0- 0	AWAY	0- 1	0- 1	2- 1				
0- 0	0- 0	0- 0	NEUTRAL	0- 0	0- 0	0- 0				

RPI S	Opponent	Score	RPI S	Opponent	Score	RPI S	Opponent	Score	RPI S	Opponent	Score	Team's RPI: 154
28	A Iowa St.	65 84	70	A Missouri	61 70	135	A IUPUI	36 55	145	H Eastern Ill.	70 68	
			81	A South Dakota St.	51 86	150	H Bradley	92 81	188	A Saint Louis	44 55	
						222	A Southeast Mo. St.	47 56	225	A SIU Edwardsville	58 68	
						230	H Valparaiso	69 55	236	A Oakland	81 73	
						248	H Neb. Omaha	71 44	266	A North Dakota St.	85 83	
						288	A Loyola Chicago	65 61	305	A IPFW	49 80	
						335	H Chicago St.	87 52				
LAST 12 Division I GAMES:												
266	A North Dakota St.	85 83	236	A Oakland	81 73							
81	A South Dakota St.	51 86	150	H Bradley	92 81							
248	H Neb. Omaha	71 44	145	H Eastern Ill.	70 68							
335	H Chicago St.	87 52	222	A Southeast Mo. St.	47 56							
135	A IUPUI	36 55	288	A Loyola Chicago	65 61							
305	A IPFW	49 80	230	H Valparaiso	69 55							

Non-Div I Games: Clarke 85 35 William Woods 70 53

Western Ill.

Average RPI Win:	212	WON-LOST	WINNING	LAST 10	STRENGTH OF	OPP. STRENGTH	TEAM	ADJ.	CONF.	ADJ CONF.
Average RPI Loss:	85	RECORD	PCT. RANK	GAMES	SCHEDULE	OF SCHEDULE	RPI	RPI	RPI	RPI
DIV. I ONLY	15- 3	24	9- 1	223	148	76	76	13	13	
DIV. I NON-CONF.	7- 2	48	5- 1	241	216	108	108	13	13	
TOTALS	RPI 1-25	RPI 26-50	W-L RECORDS	RPI 51-100	RPI 101-150	RPI 150+				
15- 3	0- 0	0- 1	OVERALL	0- 1	4- 1	11- 0				
7- 2	0- 0	0- 1	HOME	0- 1	2- 0	5- 0				
7- 1	0- 0	0- 0	AWAY	0- 0	2- 1	5- 0				
1- 0	0- 0	0- 0	NEUTRAL	0- 0	0- 0	1- 0				
7- 2	0- 0	0- 1	NON-CONFERENCE	0- 1	1- 0	6- 0				
2- 2	0- 0	0- 1	HOME	0- 1	0- 0	2- 0				
4- 0	0- 0	0- 0	AWAY	0- 0	1- 0	3- 0				
1- 0	0- 0	0- 0	NEUTRAL	0- 0	0- 0	1- 0				
8- 1	0- 0	0- 0	CONFERENCE	0- 0	3- 1	5- 0				
5- 0	0- 0	0- 0	HOME	0- 0	2- 0	3- 0				
3- 1	0- 0	0- 0	AWAY	0- 0	1- 1	2- 0				
0- 0	0- 0	0- 0	NEUTRAL	0- 0	0- 0	0- 0				

RPI S	Opponent	Score	RPI S	Opponent	Score	RPI S	Opponent	Score	RPI S	Opponent	Score
			30 H	Vanderbilt	67 77	85 H	Illinois St.	68 83	123 A	UALR	78 69
									123 H	UALR	70 61
									125 H	FIU	62 56
									138 A	Wright St.	84 67
									139 A	Arkansas St.	58 63
									151 H	Fla. Atlantic	86 68
									165 H	North Texas	82 80
									205 A	Murray St.	80 69
									222 H	Southeast Mo. St.	60 46
									231 H	La.-Lafayette	75 64
									246 H	Northern Ky.	65 53
									253 A	La.-Monroe	65 57
									269 N	Florida A&M	71 57
									279 A	Morehead St.	62 38
									311 A	Troy	84 81
									339 A	Kent St.	59 53
LAST 12 Division I GAMES:											
123 H	UALR	70 61	269 N	Florida A&M	71 57	138 A	Wright St.	84 67			
231 H	La.-Lafayette	75 64				222 H	Southeast Mo. St.	60 46			
151 H	Fla. Atlantic	86 68				339 A	Kent St.	59 53			
139 A	Arkansas St.	58 63				279 A	Morehead St.	62 38			
123 A	UALR	78 69				30 H	Vanderbilt	67 77			
165 H	North Texas	82 80									

Non-Div I Games:

Western Ky.

Average RPI Win:	230	WON-LOST	WINNING	LAST 10	STRENGTH OF	OPP. STRENGTH	TEAM	ADJ.	CONF.	ADJ CONF.
Average RPI Loss:	142	RECORD	PCT. RANK	GAMES	SCHEDULE	OF SCHEDULE	RPI	RPI	RPI	RPI
DIV. I ONLY	5- 12	282	3- 7	203	154	274	274	19	19	
DIV. I NON-CONF.	4- 9	260	2- 6	237	194	262	262	17	17	
TOTALS	RPI 1-25	RPI 26-50	W-L RECORDS	RPI 51-100	RPI 101-150	RPI 150+				
5- 12	0- 1	0- 0	OVERALL	0- 1	1- 6	4- 4				
4- 3	0- 0	0- 0	HOME	0- 0	1- 2	3- 1				
1- 8	0- 1	0- 0	AWAY	0- 1	0- 3	1- 3				
0- 1	0- 0	0- 0	NEUTRAL	0- 0	0- 1	0- 0				
4- 9	0- 1	0- 0	NON-CONFERENCE	0- 0	1- 5	3- 3				
3- 1	0- 0	0- 0	HOME	0- 0	1- 1	2- 0				
1- 7	0- 1	0- 0	AWAY	0- 0	0- 3	1- 3				
0- 1	0- 0	0- 0	NEUTRAL	0- 0	0- 1	0- 0				
1- 3	0- 0	0- 0	CONFERENCE	0- 1	0- 1	1- 1				
1- 2	0- 0	0- 0	HOME	0- 0	0- 1	1- 1				
0- 1	0- 0	0- 0	AWAY	0- 1	0- 0	0- 0				
0- 0	0- 0	0- 0	NEUTRAL	0- 0	0- 0	0- 0				

RPI	S	Opponent	Score	RPI	S	Opponent	Score	RPI	S	Opponent	Score	RPI	S	Opponent	Score	Team's RPI: 274
22	A	Michigan	41 60					52	A	Central Mich.	58 72	103	A	Temple	41 68	
												107	N	Tulane	48 66	
												112	A	Detroit	57 97	
												117	H	American	57 53	
												133	H	Albany (NY)	54 68	
												134	H	Miami (OH)	47 73	
												135	A	IUPUI	67 75	
												169	H	Akron	84 77	
												192	A	Milwaukee	79 88	
												201	H	Eastern Mich.	52 56	
												230	H	Valparaiso	70 69	
												236	A	Oakland	70 73	
												281	A	Ill.-Chicago	58 66	
												297	A	Northern Ariz.	78 67	
												335	H	Chicago St.	80 38	
LAST 12 Division I GAMES:																
169	H	Akron	84 77	230	H	Valparaiso	70 69	22	A	Michigan	41 60	135	A	IUPUI	67 75	
52	A	Central Mich.	58 72	236	A	Oakland	70 73	335	H	Chicago St.	80 38	112	A	Detroit	57 97	
134	H	Miami (OH)	47 73	103	A	Temple	41 68									
201	H	Eastern Mich.	52 56	281	A	Ill.-Chicago	58 66									

Non-Div I Games:

Western Mich.

Average RPI Win:	172	WON-LOST	WINNING	LAST 10	STRENGTH OF	OPP. STRENGTH	TEAM	ADJ.	CONF.	ADJ CONF.
Average RPI Loss:	66	RECORD	PCT. RANK	GAMES	SCHEDULE	OF SCHEDULE	RPI	RPI	RPI	RPI
DIV. I ONLY	10- 6	98	8- 2	70	96	77	77	9	9	
DIV. I NON-CONF.	6- 6	161	4- 4	102	128	138	138	9	9	
TOTALS	RPI 1-25	RPI 26-50	W-L RECORDS	RPI 51-100	RPI 101-150	RPI 150+				
10- 6	0- 1	1- 0	OVERALL	2- 4	3- 1	4- 0				
6- 2	0- 1	1- 0	HOME	1- 1	0- 0	4- 0				
4- 1	0- 0	0- 0	AWAY	1- 1	3- 0	0- 0				
0- 3	0- 0	0- 0	NEUTRAL	0- 2	0- 1	0- 0				
6- 6	0- 1	0- 0	NON-CONFERENCE	1- 4	1- 1	4- 0				
4- 2	0- 1	0- 0	HOME	0- 1	0- 0	4- 0				
2- 1	0- 0	0- 0	AWAY	1- 1	1- 0	0- 0				
0- 3	0- 0	0- 0	NEUTRAL	0- 2	0- 1	0- 0				
4- 0	0- 0	1- 0	CONFERENCE	1- 0	2- 0	0- 0				
2- 0	0- 0	1- 0	HOME	1- 0	0- 0	0- 0				
2- 0	0- 0	0- 0	AWAY	0- 0	2- 0	0- 0				
0- 0	0- 0	0- 0	NEUTRAL	0- 0	0- 0	0- 0				

RPI 1-25				RPI 26-50				RPI 51-100				Team's RPI: 77	RPI 101+			
RPI	S	Opponent	Score	RPI	S	Opponent	Score	RPI	S	Opponent	Score		RPI	S	Opponent	Score
18	H	Green Bay	42 63	32	H	Creighton	67 45	53	H	Kansas St.	43 48		106	A	UNI	60 57
								70	N	Missouri	44 49		110	N	James Madison	58 63
								71	A	LSU	70 72		139	A	Arkansas St.	60 51
								73	N	Richmond	46 49		150	A	Bradley	62 58
								80	A	SMU	61 59		217	H	Northern Colo.	51 35
								99	H	Missouri St.	76 64		262	H	UTSA	50 36
													315	H	Ark.-Pine Bluff	81 43
													324	H	Grambling	62 44
LAST 12 Division I GAMES:																
				32	H	Creighton	67 45			315	H	Ark.-Pine Bluff	81 43			
				106	A	UNI	60 57			217	H	Northern Colo.	51 35			
				150	A	Bradley	62 58			53	H	Kansas St.	43 48			
				99	H	Missouri St.	76 64			324	H	Grambling	62 44			
				18	H	Green Bay	42 63			110	N	James Madison	58 63			
				80	A	SMU	61 59			73	N	Richmond	46 49			

Non-Div I Games:

Wichita St.



Average RPI Win:	307	WON-LOST	WINNING	LAST 10	STRENGTH OF	OPP. STRENGTH	TEAM	ADJ.	CONF.	ADJ CONF.
Average RPI Loss:	192	RECORD	PCT. RANK	GAMES	SCHEDULE	OF SCHEDULE	RPI	RPI	RPI	RPI
DIV. I ONLY	1- 14	333	0- 10	173	336	321	321	14	14	
DIV. I NON-CONF.	1- 9	321	1- 6	178	344	322	322	16	16	
TOTALS	RPI 1-25	RPI 26-50	W-L RECORDS	RPI 51-100	RPI 101-150	RPI 150+				
1- 14	0- 0	0- 0	OVERALL	0- 1	0- 4	1- 9				
0- 4	0- 0	0- 0	HOME	0- 1	0- 1	0- 2				
0- 10	0- 0	0- 0	AWAY	0- 0	0- 3	0- 7				
1- 0	0- 0	0- 0	NEUTRAL	0- 0	0- 0	1- 0				
1- 9	0- 0	0- 0	NON-CONFERENCE	0- 0	0- 1	1- 8				
0- 2	0- 0	0- 0	HOME	0- 0	0- 1	0- 1				
0- 7	0- 0	0- 0	AWAY	0- 0	0- 0	0- 7				
1- 0	0- 0	0- 0	NEUTRAL	0- 0	0- 0	1- 0				
0- 5	0- 0	0- 0	CONFERENCE	0- 1	0- 3	0- 1				
0- 2	0- 0	0- 0	HOME	0- 1	0- 0	0- 1				
0- 3	0- 0	0- 0	AWAY	0- 0	0- 3	0- 0				
0- 0	0- 0	0- 0	NEUTRAL	0- 0	0- 0	0- 0				

RPI 1-25			RPI 26-50			RPI 51-100			RPI 101+			Team's RPI: 321
RPI	S	Opponent	Score	RPI	S	Opponent	Score	RPI	S	Opponent	Score	
						98 H Drexel	46 58			110 A James Madison	52 82	
										130 H East Carolina	62 68	
										136 A Hofstra	53 56	
										143 A Northeastern	69 71	
										174 A N.C. A&T	78 85	
										193 A Pittsburgh	74 76	
										209 A George Washington	51 58	
										215 H Winthrop	70 81	
										220 A Navy	64 69	
										245 A Radford	55 72	
										259 A Cornell	56 60	
										262 A UTSA	50 76	
										296 H UNC Wilmington	52 61	
										307 N Austin Peay	88 76	
LAST 12 Division I GAMES:												
						98 H Drexel	46 58			259 A Cornell	56 60	
						110 A James Madison	52 82			174 A N.C. A&T	78 85	
						143 A Northeastern	69 71			245 A Radford	55 72	
						296 H UNC Wilmington	52 61			220 A Navy	64 69	
						136 A Hofstra	53 56			262 A UTSA	50 76	
						215 H Winthrop	70 81			307 N Austin Peay	88 76	

Non-Div I Games: Virginia Union 78 44

William &amp; Mary

■ Loss, 
 ■ Non-Conf, 
 S Site, 
 ■ Home 
 ■ Away 
 N Neutral

## Winthrop

Through Games Of Sunday, January 20, 2013

Average RPI Win:	263	WON-LOST	WINNING	LAST 10	STRENGTH OF	OPP. STRENGTH	TEAM	ADJ.	CONF.	ADJ CONF.
Average RPI Loss:	133	RECORD	PCT. RANK	GAMES	SCHEDULE	OF SCHEDULE	RPI	RPI	RPI	RPI
DIV. I ONLY	10- 8	147	6- 4	321	201	215	215	29	29	
DIV. I NON-CONF.	5- 6	186	2- 2	322	122	225	225	29	29	
TOTALS	RPI 1-25	RPI 26-50	W-L RECORDS	RPI 51-100	RPI 101-150	RPI 150+				
10- 8	0- 0	0- 1	OVERALL	0- 1	1- 3	9- 3				
4- 1	0- 0	0- 0	HOME	0- 0	1- 1	3- 0				
5- 5	0- 0	0- 0	AWAY	0- 1	0- 2	5- 2				
1- 2	0- 0	0- 1	NEUTRAL	0- 0	0- 0	1- 1				
5- 6	0- 0	0- 1	NON-CONFERENCE	0- 1	0- 2	5- 2				
1- 0	0- 0	0- 0	HOME	0- 0	0- 0	1- 0				
3- 4	0- 0	0- 0	AWAY	0- 1	0- 2	3- 1				
1- 2	0- 0	0- 1	NEUTRAL	0- 0	0- 0	1- 1				
5- 2	0- 0	0- 0	CONFERENCE	0- 0	1- 1	4- 1				
3- 1	0- 0	0- 0	HOME	0- 0	1- 1	2- 0				
2- 1	0- 0	0- 0	AWAY	0- 0	0- 0	2- 1				
0- 0	0- 0	0- 0	NEUTRAL	0- 0	0- 0	0- 0				

RPI S	Opponent	Score	RPI S	Opponent	Score	RPI S	Opponent	Score	RPI S	Opponent	Score	Team's RPI: 215
50 N	Gonzaga	66 80	69 A	Ohio St.	53 78	116 H	Liberty	57 90	129 A	South Carolina St.	52 62	
						137 H	High Point	78 61	150 A	Bradley	64 80	
						152 H	Presbyterian	78 50	155 A	Col. of Charleston	63 61	
						179 A	Longwood	74 79	182 N	Oregon St.	64 68	
						188 A	Saint Louis	53 62	233 N	Mississippi St.	61 59	
						311 H	Troy	87 82	320 H	Charleston So.	85 65	
						321 A	William & Mary	81 70	323 A	Gardner-Webb	60 55	
						337 A	UNC Asheville	65 59	343 A	N.C. Central	63 44	
LAST 12 Division I GAMES:												
152 H	Presbyterian	78 50	321 A	William & Mary	81 70							
320 H	Charleston So.	85 65	188 A	Saint Louis	53 62							
323 A	Gardner-Webb	60 55	116 H	Liberty	57 90							
337 A	UNC Asheville	65 59	137 H	High Point	78 61							
129 A	South Carolina St.	52 62	343 A	N.C. Central	63 44							
179 A	Longwood	74 79	150 A	Bradley	64 80							

Non-Div I Games: Saint Augustine's 83 74

Winthrop

■ Loss, 
 ■ Non-Conf, 
 ■ S Site, 
 ■ Home 
 ■ A Away 
 N Neutral

Average RPI Win:	146	WON-LOST	WINNING	LAST 10	STRENGTH OF	OPP. STRENGTH	TEAM	ADJ.	CONF.	ADJ CONF.
Average RPI Loss:	42	RECORD	PCT. RANK	GAMES	SCHEDULE	OF SCHEDULE	RPI	RPI	RPI	RPI
DIV. I ONLY	9- 10	179	3- 7	27	20	79	79	2	2	
DIV. I NON-CONF.	8- 5	112	4- 2	92	32	77	77	2	2	
TOTALS	RPI 1-25	RPI 26-50	W-L RECORDS	RPI 51-100	RPI 101-150	RPI 150+				
9- 10	0- 4	0- 3	OVERALL	2- 3	3- 0	4- 0				
7- 3	0- 1	0- 0	HOME	2- 2	2- 0	3- 0				
1- 7	0- 3	0- 3	AWAY	0- 1	1- 0	0- 0				
1- 0	0- 0	0- 0	NEUTRAL	0- 0	0- 0	1- 0				
8- 5	0- 1	0- 2	NON-CONFERENCE	1- 2	3- 0	4- 0				
6- 1	0- 0	0- 0	HOME	1- 1	2- 0	3- 0				
1- 4	0- 1	0- 2	AWAY	0- 1	1- 0	0- 0				
1- 0	0- 0	0- 0	NEUTRAL	0- 0	0- 0	1- 0				
1- 5	0- 3	0- 1	CONFERENCE	1- 1	0- 0	0- 0				
1- 2	0- 1	0- 0	HOME	1- 1	0- 0	0- 0				
0- 3	0- 2	0- 1	AWAY	0- 0	0- 0	0- 0				
0- 0	0- 0	0- 0	NEUTRAL	0- 0	0- 0	0- 0				

RPI 1-25				RPI 26-50				RPI 51-100				Team's RPI: 79	RPI 101+			
RPI	S	Opponent	Score	RPI	S	Opponent	Score	RPI	S	Opponent	Score		RPI	S	Opponent	Score
8	A	Penn St.	40 84	38	A	Miami (FL)	44 67	57	H	Marquette	71 68		120	H	Alabama	69 50
18	A	Green Bay	38 53	49	A	Nebraska	52 70	61	H	Minnesota	55 60		131	A	Washington St.	52 44
21	H	Iowa	56 65	50	A	Gonzaga	53 62	63	H	Washington	55 60		145	H	Eastern Ill.	76 47
22	A	Michigan	43 54					69	H	Ohio St.	68 49		151	H	Fla. Atlantic	82 73
								86	A	Virginia Tech	38 47		168	H	Evansville	73 55
													192	H	Milwaukee	74 56
													278	N	Delaware St.	83 54
LAST 12 Division I GAMES:																
69	H	Ohio St.	68 49	38	A	Miami (FL)	44 67	278	N	Delaware St.	83 54		18	A	Green Bay	38 53
8	A	Penn St.	40 84					145	H	Eastern Ill.	76 47		151	H	Fla. Atlantic	82 73
22	A	Michigan	43 54					57	H	Marquette	71 68					
21	H	Iowa	56 65													
61	H	Minnesota	55 60													
49	A	Nebraska	52 70													

Non-Div I Games:

Wisconsin

■ Loss, 
■ Non-Conf, 
■ S Site, 
■ H Home 
■ A Away 
N Neutral

Average RPI Win:	<b>292</b>	WON-LOST	WINNING	LAST 10	STRENGTH OF	OPP. STRENGTH	TEAM	ADJ.	CONF.	ADJ CONF.
Average RPI Loss:	<b>200</b>	RECORD	PCT. RANK	GAMES	SCHEDULE	OF SCHEDULE	RPI	RPI	RPI	RPI
DIV. I ONLY	<b>5- 10</b>	<b>258</b>	<b>1- 9</b>	<b>337</b>	<b>319</b>	<b>313</b>	<b>313</b>	<b>27</b>	<b>27</b>	
DIV. I NON-CONF.	<b>5- 3</b>	<b>110</b>	<b>3- 2</b>	<b>345</b>	<b>283</b>	<b>293</b>	<b>293</b>	<b>27</b>	<b>27</b>	
TOTALS	RPI 1-25	RPI 26-50	W-L RECORDS	RPI 51-100	RPI 101-150	RPI 150+				
5- 10	0- 0	0- 0	OVERALL	0- 3	1- 1	4- 6				
1- 4	0- 0	0- 0	HOME	0- 1	0- 1	1- 2				
3- 6	0- 0	0- 0	AWAY	0- 2	1- 0	2- 4				
1- 0	0- 0	0- 0	NEUTRAL	0- 0	0- 0	1- 0				
5- 3	0- 0	0- 0	NON-CONFERENCE	0- 1	1- 0	4- 2				
1- 1	0- 0	0- 0	HOME	0- 0	0- 0	1- 1				
3- 2	0- 0	0- 0	AWAY	0- 1	1- 0	2- 1				
1- 0	0- 0	0- 0	NEUTRAL	0- 0	0- 0	1- 0				
0- 7	0- 0	0- 0	CONFERENCE	0- 2	0- 1	0- 4				
0- 3	0- 0	0- 0	HOME	0- 1	0- 1	0- 1				
0- 4	0- 0	0- 0	AWAY	0- 1	0- 0	0- 3				
0- 0	0- 0	0- 0	NEUTRAL	0- 0	0- 0	0- 0				

RPI 1-25			RPI 26-50			RPI 51-100			RPI 101+			Team's RPI: 313
RPI	S	Opponent	Score	RPI	S	Opponent	Score	RPI	S	Opponent	Score	
						56  Chattanooga	54  68	120  Alabama			58 52	
						97  Davidson	45  58	124  Appalachian St.			65  68	
						100  North Carolina St.	45  85	159  Elon			57  67	
								234  Seton Hall			53  57	
								260  Samford			46  52	
								317  Ga. Southern			58  61	
								323  Gardner-Webb			57  62	
								329  Maine			79 76	
								331  Kennesaw St.			66 49	
								333  Western Caro.			40  54	
								337  UNC Asheville			58 54	
								343  N.C. Central			50 39	
LAST 12 Division I GAMES:												
317		Ga. Southern	58  61	323		Gardner-Webb	57  62					
124		Appalachian St.	65  68	120		Alabama	58 52					
97		Davidson	45  58	260		Samford	46  52					
159		Elon	57  67	56		Chattanooga	54  68					
333		Western Caro.	40  54	343		N.C. Central	50 39					
234		Seton Hall	53  57	331		Kennesaw St.	66 49					

Non-Div I Games:

Wofford

Average RPI Win:	215	WON-LOST	WINNING	LAST 10	STRENGTH OF	OPP. STRENGTH	TEAM	ADJ.	CONF.	ADJ CONF.
Average RPI Loss:	97	RECORD	PCT. RANK	GAMES	SCHEDULE	OF SCHEDULE	RPI	RPI	RPI	RPI
DIV. I ONLY	7- 9	200	4- 5	85	146	138	138	12	12	
DIV. I NON-CONF.	5- 7	209	3- 4	81	167	156	156	11	11	
TOTALS	RPI 1-25	RPI 26-50	W-L RECORDS	RPI 51-100	RPI 101-150	RPI 150+				
7- 9	0- 2	0- 0	OVERALL	0- 2	1- 4	6- 1				
3- 4	0- 1	0- 0	HOME	0- 1	1- 2	2- 0				
4- 5	0- 1	0- 0	AWAY	0- 1	0- 2	4- 1				
0- 0	0- 0	0- 0	NEUTRAL	0- 0	0- 0	0- 0				
5- 7	0- 1	0- 0	NON-CONFERENCE	0- 2	1- 3	4- 1				
3- 3	0- 1	0- 0	HOME	0- 1	1- 1	2- 0				
2- 4	0- 0	0- 0	AWAY	0- 1	0- 2	2- 1				
0- 0	0- 0	0- 0	NEUTRAL	0- 0	0- 0	0- 0				
2- 2	0- 1	0- 0	CONFERENCE	0- 0	0- 1	2- 0				
0- 1	0- 0	0- 0	HOME	0- 0	0- 1	0- 0				
2- 1	0- 1	0- 0	AWAY	0- 0	0- 0	2- 0				
0- 0	0- 0	0- 0	NEUTRAL	0- 0	0- 0	0- 0				

RPI 1-25				RPI 26-50				RPI 51-100				RPI 101+ Team's RPI: 138			
RPI	S	Opponent	Score	RPI	S	Opponent	Score	RPI	S	Opponent	Score	RPI	S	Opponent	Score
12	H	Dayton	73 95					69	A	Ohio St.	52 82	102	H	Saint Francis (PA)	81 98
18	A	Green Bay	44 71					76	H	Western Ky.	67 84	112	H	Detroit	76 86
												126	A	Memphis	68 109
												134	A	Miami (OH)	54 72
												135	H	IUPUI	75 71
												169	A	Akron	73 71
												181	A	Xavier	66 65
												192	A	Milwaukee	71 61
												222	A	Southeast Mo. St.	66 78
												263	H	Buffalo	66 51
												279	H	Morehead St.	53 46
												288	A	Loyola Chicago	67 56
LAST 12 Division I GAMES:															
288	A	Loyola Chicago	67 56	102	H	Saint Francis (PA)	81 98								
112	H	Detroit	76 86	76	H	Western Ky.	67 84								
18	A	Green Bay	44 71	181	A	Xavier	66 65								
192	A	Milwaukee	71 61	169	A	Akron	73 71								
126	A	Memphis	68 109	134	A	Miami (OH)	54 72								
279	H	Morehead St.	53 46	12	H	Dayton	73 95								

Non-Div I Games: Urbana 78 61

Wright St.

■ Loss, 
 ■ Non-Conf, 
 ■ S Site, 
 ■ H Home 
 ■ A Away 
 N Neutral

## Wyoming

Average RPI Win: 198

Average RPI Loss: 100

WON-LOST

WINNING

LAST 10

RECORD

PCT. RANK

GAMES

## Through Games Of Sunday, January 20, 2013

STRENGTH OF

OPP. STRENGTH

TEAM

ADJ.

CONF.

ADJ CONF.

SCHEDULE

OF SCHEDULE

RPI

RPI

RPI

RPI

DIV. I ONLY	12- 4	46	6- 3	179	108	60	60	15	15
DIV. I NON-CONF.	10- 2	28	6- 1	220	85	55	55	15	15
TOTALS	RPI 1-25	RPI 26-50	W-L RECORDS	RPI 51-100	RPI 101-150	RPI 150+			
12- 4	0- 0	0- 2	OVERALL	2- 1	1- 0	9- 1			
7- 0	0- 0	0- 0	HOME	1- 0	0- 0	6- 0			
4- 4	0- 0	0- 2	AWAY	1- 1	1- 0	2- 1			
1- 0	0- 0	0- 0	NEUTRAL	0- 0	0- 0	1- 0			
10- 2	0- 0	0- 1	NON-CONFERENCE	1- 1	1- 0	8- 0			
5- 0	0- 0	0- 0	HOME	0- 0	0- 0	5- 0			
4- 2	0- 0	0- 1	AWAY	1- 1	1- 0	2- 0			
1- 0	0- 0	0- 0	NEUTRAL	0- 0	0- 0	1- 0			
2- 2	0- 0	0- 1	CONFERENCE	1- 0	0- 0	1- 1			
2- 0	0- 0	0- 0	HOME	1- 0	0- 0	1- 0			
0- 2	0- 0	0- 1	AWAY	0- 0	0- 0	0- 1			
0- 0	0- 0	0- 0	NEUTRAL	0- 0	0- 0	0- 0			

RPI S	Opponent	Score	RPI S	Opponent	Score	RPI S	Opponent	Score	RPI S	Opponent	Score
29	A Colorado	59 68	47	A San Diego St.	43 66	72	A Montana St.	68 60	111	A Montana	58 56
						82	A Bowling Green	69 79	195	H Loyola Marymount	84 68
						90	H Fresno St.	78 71	201	H Eastern Mich.	73 50
									204	H Idaho	86 53
									206	A Pepperdine	72 50
									232	H Denver	81 66
									234	N Seton Hall	55 45
									241	A Boise St.	68 70
									242	H Nevada	92 41
									273	A Ball St.	64 61
									319	H Weber St.	77 62
LAST 12 Division I GAMES:											
47	A San Diego St.	43 66	82	A Bowling Green	69 79						
90	H Fresno St.	78 71	319	H Weber St.	77 62						
242	H Nevada	92 41	72	A Montana St.	68 60						
241	A Boise St.	68 70	111	A Montana	58 56						
195	H Loyola Marymount	84 68	201	H Eastern Mich.	73 50						
273	A Ball St.	64 61	29	A Colorado	59 68						

Non-Div I Games: South Dakota Mines 87 38

Wyoming

■ Loss, 
 ■ Non-Conf, 
 ■ S Site, 
 ■ H Home 
 ■ A Away 
 N Neutral

Average RPI Win:	223	WON-LOST	WINNING	LAST 10	STRENGTH OF	OPP. STRENGTH	TEAM	ADJ.	CONF.	ADJ CONF.
Average RPI Loss:	96	RECORD	PCT. RANK	GAMES	SCHEDULE	OF SCHEDULE	RPI	RPI	RPI	RPI
DIV. I ONLY	6- 11	246	2- 8	55	162	181	181	8	8	
DIV. I NON-CONF.	6- 8	202	3- 6	97	203	192	192	8	8	
TOTALS	RPI 1-25	RPI 26-50	W-L RECORDS	RPI 51-100	RPI 101-150	RPI 150+				
6- 11	0- 2	0- 2	OVERALL	0- 3	1- 3	5- 1				
4- 6	0- 2	0- 1	HOME	0- 0	1- 2	3- 1				
1- 5	0- 0	0- 1	AWAY	0- 3	0- 1	1- 0				
1- 0	0- 0	0- 0	NEUTRAL	0- 0	0- 0	1- 0				
6- 8	0- 2	0- 1	NON-CONFERENCE	0- 1	1- 3	5- 1				
4- 5	0- 2	0- 0	HOME	0- 0	1- 2	3- 1				
1- 3	0- 0	0- 1	AWAY	0- 1	0- 1	1- 0				
1- 0	0- 0	0- 0	NEUTRAL	0- 0	0- 0	1- 0				
0- 3	0- 0	0- 1	CONFERENCE	0- 2	0- 0	0- 0				
0- 1	0- 0	0- 1	HOME	0- 0	0- 0	0- 0				
0- 2	0- 0	0- 0	AWAY	0- 2	0- 0	0- 0				
0- 0	0- 0	0- 0	NEUTRAL	0- 0	0- 0	0- 0				

RPI 1-25				RPI 26-50				RPI 51-100				RPI 101+ Team's RPI: 181			
RPI	S	Opponent	Score	RPI	S	Opponent	Score	RPI	S	Opponent	Score	RPI	S	Opponent	Score
14	H	Duke	59 82	42	H	Duquesne	54 56	54	A	Middle Tenn.	48 63	124	H	Appalachian St.	73 77
22	H	Michigan	53 62	43	A	Virginia	45 54	88	A	Charlotte	55 67	137	H	High Point	77 48
								94	A	Butler	67 71	138	H	Wright St.	65 66
												147	A	Indiana	55 66
												176	H	Bucknell	71 62
												187	A	Cincinnati	69 67
												265 N	Northern Ill.	66 54	
												279	H	Morehead St.	73 58
												287	H	Ohio	62 68
												296	H	UNC Wilmington	62 52
LAST 12 Division I GAMES:															
88	A	Charlotte	55 67	147	A	Indiana	55 66								
94	A	Butler	67 71	296	H	UNC Wilmington	62 52								
42	H	Duquesne	54 56	138	H	Wright St.	65 66								
287	H	Ohio	62 68	54	A	Middle Tenn.	48 63								
43	A	Virginia	45 54	187	A	Cincinnati	69 67								
265 N	Northern Ill.	66 54		124	H	Appalachian St.	73 77								

Non-Div I Games:

Xavier

Average RPI Win:	202	WON-LOST	WINNING	LAST 10	STRENGTH OF	OPP. STRENGTH	TEAM	ADJ.	CONF.	ADJ CONF.
Average RPI Loss:	135	RECORD	PCT. RANK	GAMES	SCHEDULE	OF SCHEDULE	RPI	RPI	RPI	RPI
DIV. I ONLY	5- 10	258	4- 6	76	191	189	189	18	18	
DIV. I NON-CONF.	5- 9	239	4- 7	68	189	167	167	18	18	
TOTALS	RPI 1-25	RPI 26-50	W-L RECORDS	RPI 51-100	RPI 101-150	RPI 150+				
5- 10	0- 0	0- 3	OVERALL	1- 1	0- 2	4- 4				
3- 4	0- 0	0- 1	HOME	1- 1	0- 0	2- 2				
2- 6	0- 0	0- 2	AWAY	0- 0	0- 2	2- 2				
0- 0	0- 0	0- 0	NEUTRAL	0- 0	0- 0	0- 0				
5- 9	0- 0	0- 3	NON-CONFERENCE	1- 1	0- 2	4- 3				
3- 3	0- 0	0- 1	HOME	1- 1	0- 0	2- 1				
2- 6	0- 0	0- 2	AWAY	0- 0	0- 2	2- 2				
0- 0	0- 0	0- 0	NEUTRAL	0- 0	0- 0	0- 0				
0- 1	0- 0	0- 0	CONFERENCE	0- 0	0- 0	0- 1				
0- 1	0- 0	0- 0	HOME	0- 0	0- 0	0- 1				
0- 0	0- 0	0- 0	AWAY	0- 0	0- 0	0- 0				
0- 0	0- 0	0- 0	NEUTRAL	0- 0	0- 0	0- 0				

RPI 1-25				RPI 26-50				RPI 51-100				RPI 101+				Team's RPI: 189	
RPI	S	Opponent	Score	RPI	S	Opponent	Score	RPI	S	Opponent	Score	RPI	S	Opponent	Score		
				27	A	DePaul	80 95	75	H	Quinnipiac	62 89	105	A	Northwestern	75 83		
				35	A	Georgetown	67 90	92	H	Fordham	67 53	140	A	Sacred Heart	62 67		
				40	H	Marist	50 62					176	H	Bucknell	82 62		
												180	H	Houston	84 82		
												208	A	Army	47 53		
												214	A	Holy Cross	71 87		
												249	A	St. Francis Brooklyn	66 62		
												250	H	New Hampshire	51 57		
												254	H	Brown	67 68		
												312	A	Bryant	78 65		
LAST 12 Division I GAMES:																	
				254	H	Brown	67 68	249	A	St. Francis Brooklyn	66 62						
				312	A	Bryant	78 65	92	H	Fordham	67 53						
				176	H	Bucknell	82 62	208	A	Army	47 53						
				140	A	Sacred Heart	62 67	75	H	Quinnipiac	62 89						
				35	A	Georgetown	67 90	105	A	Northwestern	75 83						
				40	H	Marist	50 62	27	A	DePaul	80 95						

Non-Div I Games:

Yale



Average RPI Win:	200	WON-LOST	WINNING	LAST 10	STRENGTH OF	OPP. STRENGTH	TEAM	ADJ.	CONF.	ADJ CONF.
Average RPI Loss:	145	RECORD	PCT. RANK	GAMES	SCHEDULE	OF SCHEDULE	RPI	RPI	RPI	RPI
DIV. I ONLY	10- 5	75	5- 4	124	223	74	74	12	12	
DIV. I NON-CONF.	9- 3	55	5- 3	131	293	53	53	11	11	
TOTALS	RPI 1-25	RPI 26-50	W-L RECORDS	RPI 51-100	RPI 101-150	RPI 150+				
10- 5	0- 1	0- 1	OVERALL	0- 0	2- 0	8- 3				
5- 1	0- 1	0- 0	HOME	0- 0	0- 0	5- 0				
5- 4	0- 0	0- 1	AWAY	0- 0	2- 0	3- 3				
0- 0	0- 0	0- 0	NEUTRAL	0- 0	0- 0	0- 0				
9- 3	0- 0	0- 1	NON-CONFERENCE	0- 0	2- 0	7- 2				
4- 0	0- 0	0- 0	HOME	0- 0	0- 0	4- 0				
5- 3	0- 0	0- 1	AWAY	0- 0	2- 0	3- 2				
0- 0	0- 0	0- 0	NEUTRAL	0- 0	0- 0	0- 0				
1- 2	0- 1	0- 0	CONFERENCE	0- 0	0- 0	1- 1				
1- 1	0- 1	0- 0	HOME	0- 0	0- 0	1- 0				
0- 1	0- 0	0- 0	AWAY	0- 0	0- 0	0- 1				
0- 0	0- 0	0- 0	NEUTRAL	0- 0	0- 0	0- 0				

RPI 1-25				RPI 26-50				RPI 51-100				Team's RPI: 74				RPI 101+			
RPI	S	Opponent	Score	RPI	S	Opponent	Score	RPI	S	Opponent	Score					RPI	S	Opponent	Score
18	H	Green Bay	41 59	45	A	West Virginia	57 90									134	A	Miami (OH)	76 56
																135	A	IUPUI	58 57
																169	H	Akron	80 71
																172	H	Stony Brook	76 43
																176	H	Bucknell	69 51
																187	A	Cincinnati	46 57
																192	H	Milwaukee	67 50
																193	A	Pittsburgh	64 50
																230	A	Valparaiso	59 67
																246	A	Northern Ky.	64 66
																255	A	VCU	58 45
																263	A	Buffalo	60 50
																312	H	Bryant	75 59
LAST 12 Division I GAMES:																			
18	H	Green Bay	41 59	45	A	West Virginia	57 90												
192	H	Milwaukee	67 50	187	A	Cincinnati	46 57												
230	A	Valparaiso	59 67	135	A	IUPUI	58 57												
255	A	VCU	58 45	172	H	Stony Brook	76 43												
176	H	Bucknell	69 51	246	A	Northern Ky.	64 66												
169	H	Akron	80 71	134	A	Miami (OH)	76 56												

Non-Div I Games: Wilmington (OH) 83 52

Youngstown St.