

[illegible]

Non-Div I Games:	Chaminade	123	72
-------------------------	------------------	------------	-----------

Average RPI Win:

117

WON-LOST
RECORD

WINNING
PCT. RANK

STRENGTH OF
SCHEDULE

OPP. STRENGTH
OF SCHEDULE

TEAM
RPI

.62311

(7)

DIV. I ONLY				23- 3				1				14				24				2			
DIV. I NON-CONF.				11- 2				19				31				11				6			
RPI 1-50				RPI 51-100				RPI 101-200				RPI 150+				TOTALS							
OVERALL				6- 3				7- 0				4- 0				7- 0				23- 3			
HOME				3- 1				1- 0				3- 0				5- 0				12- 1			
AWAY				3- 1				4- 0				1- 0				2- 0				9- 1			
NEUTRAL				0- 1				2- 0				0- 0				0- 0				2- 1			
NON-CONFERENCE				2- 2				3- 0				2- 0				4- 0				11- 2			

RPI 1-50				Team's RPI: 2				RPI 51-100				RPI 101-200				RPI 201+			
RPI	S	Opponent	Score					RPI	S	Opponent	Score					RPI	s	Opponent	Score
4	N	Oklahoma	55 78 1207					59	A	Butler	60 55 0110					116	H	Marquette	83 68 0113
5	H	Xavier	95 64 1231					61	A	Temple	83 67 0217					119	H	ETSU	86 51 1120
6	A	Virginia	75 86 1219					74	N	Stanford	59 45 1126					150	H	Nebraska	87 63 1117
23	A	Saint Joseph's	86 72 1201					79	N	Georgia Tech	69 52 1127					172	A	DePaul	86 59 0209
37	H	Providence	76 82 0124					83	A	Creighton	85 71 0102								
37	A	Providence	72 60 0206					83	H	Creighton	83 58 0203								
40	H	Akron	75 56 1122					86	A	Georgetown	55 50 0116								
42	H	Seton Hall	72 63 0106																
42	A	Seton Hall	72 71 0120																

V
i
l
l
a
n
o
v
a

V
i
l
l
a
n
o
v
a

Non-Div I Games:

X
a
v
i
e
r

(OFFICIAL) Through Games Of Games Through February 17, 2016									
Average RPI Win:		Xavier		WON-LOST		WINNING		STRENGTH OF	
Average RPI Loss:		119		RECORD		PCT. RANK		SCHEDULE	
		57						OPP. STRENGTH	
								OF SCHEDULE	
								TEAM	
								RPI	
								.59841	
								(10)	
DIV. I ONLY		23- 3		1		42		14	
DIV. I NON-CONF.		12- 0		1		73		3	
								5	
								2	
OVERALL		RPI 1-50		RPI 51-100		RPI 101-200		RPI 150+	
HOME		6- 1		4- 2		8- 0		9- 0	
AWAY		2- 0		2- 1		5- 0		7- 0	
NEUTRAL		1- 1		2- 1		3- 0		2- 0	
		3- 0		0- 0		0- 0		0- 0	
NON-CONFERENCE		3- 0		2- 0		4- 0		5- 0	
								TOTALS	
								23- 3	
								13- 1	
								7- 2	
								3- 0	
								12- 0	
RPI S Opponent		RPI 1-50		Team's RPI: 5		RPI S Opponent		RPI 51-100	
		Score				Score		Score	
2 A Villanova		64 95 1231		54 A Michigan		86 70 1120		116 A Marquette	
11 N Dayton		90 61 1129		59 H Butler		88 69 0102		116 H Marquette	
22 N Southern California		87 77 1127		59 A Butler		74 57 0213		117 A Wake Forest	
32 N Alabama		64 45 1126		60 H Cincinnati		65 55 1212		130 H Auburn	
37 A Providence		75 68 0126		83 A Creighton		56 70 0209		158 H Wright St.	
37 H Providence		85 74 0217		86 H Georgetown		72 81 0119		172 H DePaul	
42 H Seton Hall		84 76 0123						172 A DePaul	
								191 H Missouri	

DIV. I ONLY	21- 5	16	29	5	6
DIV. I NON-CONF.	11- 1	10	54	6	3
	RPI 1-50	RPI 51-100	RPI 101-200	RPI 150+	TOTALS
OVERALL	8- 2	4- 2	6- 1	5- 0	21- 5
HOME	5- 0	2- 0	4- 0	3- 0	13- 0
AWAY	2- 2	1- 2	1- 1	0- 0	4- 5
NEUTRAL	1- 0	1- 0	1- 0	2- 0	4- 0
NON-CONFERENCE	3- 1	3- 0	3- 0	4- 0	11- 1

RPI 1-50					RPI 51-100					RPI 101-200					RPI 201+								
RPI	S	Opponent	Team's RPI: 6			RPI	S	Opponent	Score			RPI	S	Opponent	Score			RPI	s	Opponent	Score		
2	H	Villanova	86	75	1219	58	H	William & Mary	67	52	1205	109	H	North Carolina St.	73	53	0215	206	H	Boston College	61	47	0203
8	H	Miami (FL)	66	58	0112	65	A	Florida St.	62	69	0117	117	A	Wake Forest	72	71	0126	296	N	Bradley	82	57	1119
10	N	West Virginia	70	54	1208	75	A	Ohio St.	64	58	1201	118	H	Oakland	71	58	1230	339	H	Morgan St.	86	48	1113
13	A	Duke	62	63	0213	79	A	Georgia Tech	64	68	0109	120	A	Virginia Tech	68	70	0104						
20	H	Notre Dame	77	66	0102	90	N	Long Beach St.	87	52	1120	120	H	Virginia Tech	67	49	0209						
28	H	California	63	62	1222	94	H	Clemson	69	62	0119	180	N	George Mason	83	66	1122						
29	A	Louisville	63	47	0130							186	H	Lehigh	80	54	1125						
41	H	Syracuse	73	65	0124																		
45	A	Pittsburgh	64	50	0206																		
46	A	George Washington	68	73	1116																		

Non-Div I Games:

Miami (FL)

Loss, Non-Conf, S Site, H Home, A Away, N Neutral

Dayton

Non-Div I Games:

DIV. I ONLY		21- 3	3	70	86	12
DIV. I NON-CONF.		12- 0	1	46	112	1
<hr/>						
	RPI 1-50		RPI 51-100		RPI 101-200	
OVERALL	2- 1		6- 2		7- 0	
HOME	0- 1		5- 0		5- 0	
AWAY	1- 0		1- 2		1- 0	
NEUTRAL	1- 0		0- 0		1- 0	
NON-CONFERENCE	1- 0		4- 0		5- 0	
						TOTALS
						21- 3
						13- 1
						6- 2
						2- 0
						12- 0
<hr/>						
	RPI 1-50	Team's RPI: 12	RPI 51-100		RPI 101-200	
RPI S Opponent	Score		RPI S Opponent	Score	RPI S Opponent	Score
31 N Colorado	70 66 1223		54 H Michigan	82 58 1208	105 N Kent St.	90 74 1222
47 A Tulsa	81 69 1229		55 H Gonzaga	69 60 0213	136 H Memphis	80 68 0130
47 H Tulsa	77 82 0210		57 H Yale	71 69 1122	164 A TCU	75 70 1202
			60 H Cincinnati	59 57 0107	170 H New Hampshire	98 44 1205
			61 A Temple	80 89 0124	176 H Sam Houston St.	85 50 1114
			74 A Stanford	85 70 1119	189 H Hampton	105 72 1217
			89 H Houston	77 73 0119	196 H UCF	88 73 0110
			89 A Houston	68 71 0201		
						RPI 201+
						s Opponent
						Score
						79 55 0113
						72 58 0102
						92 58 0207
						60 45 0117
						77 69 1129
						86 42 1216

Non-Div I Games:

DIV. I ONLY

DIV. I NON-CONF.

20- 6

11- 2

28

19

9

18

19

18

13

12

		RPI 1-50			RPI 51-100			RPI 101-200			RPI 150+	TOTALS
OVERALL		4- 5			6- 1			7- 0			3- 0	20- 6
HOME		3- 2			3- 0			5- 0			2- 0	13- 2
AWAY		1- 1			1- 1			2- 0			1- 0	5- 2
NEUTRAL		0- 2			2- 0			0- 0			0- 0	2- 2
NON-CONFERENCE		1- 2			5- 0			3- 0			2- 0	11- 2

RPI 1-50				Team's RPI: 13	RPI 51-100				RPI 101-200				RPI 201+					
RPI	S	Opponent	Score		RPI	S	Opponent	Score		RPI	S	Opponent	Score		RPI	s	Opponent	Score
6	H	Virginia	63 62 0213		56	N	VCU	79 71 1120		108	H	Buffalo	82 59 1205		206	A	Boston College	81 64 0102
8	A	Miami (FL)	69 80 0125		57	H	Yale	80 61 1125		109	A	North Carolina St.	88 78 0123		242	H	Ga. Southern	99 65 1215
9	N	Kentucky	63 74 1117		79	A	Georgia Tech	80 71 0202		109	H	North Carolina St.	88 80 0206		322	H	Bryant	113 75 1114
14	A	North Carolina	74 73 0217		86	N	Georgetown	86 84 1122		117	A	Wake Forest	91 75 0106					
16	N	Utah	75 77 1219		90	H	Long Beach St.	103 81 1230		120	H	Virginia Tech	82 58 0109					
20	H	Notre Dame	91 95 0116		92	H	Siena	92 74 1113		132	H	Elon	105 66 1228					
29	H	Louisville	72 65 0208		94	A	Clemson	63 68 0113		144	H	Utah St.	85 52 1129					
35	H	Indiana	94 74 1202															
41	H	Syracuse	62 64 0118															

Non-Div I Games:

DIV. I ONLY

DIV. I NON-CONF.

21- 5

11- 2

16

19

61

72

13

12

14

14

RPI 1-50

OVERALL

HOME

AWAY

NEUTRAL

NON-CONFERENCE

3- 4

2- 1

1- 3

0- 0

1- 1

RPI 51-100

7- 0

3- 0

1- 0

3- 0

4- 0

RPI 101-200

6- 1

4- 0

1- 1

1- 0

3- 1

RPI 150+

7- 0

6- 0

1- 0

0- 0

5- 0

TOTALS

21- 5

13- 1

4- 4

4- 0

11- 2

RPI 1-50

Team's RPI: 14

RPI

S

Opponent

Score

7

H

Maryland

89 81 1201

13

H

Duke

73 74 0217

20

A

Notre Dame

76 80 0206

21

A

Texas

82 84 1212

29

A

Louisville

65 71 0201

41

A

Syracuse

84 73 0109

45

H

Pittsburgh

85 64 0214

RPI 51-100

RPI

S

Opponent

Score

61

N

Temple

91 67 1113

65

A

Florida St.

106 90 0104

66

H

Davidson

98 65 1206

69

N

UCLA

89 76 1219

71

N

Kansas St.

80 70 1124

79

H

Georgia Tech

86 78 0102

94

H

Clemson

80 69 1230

RPI 101-200

RPI

S

Opponent

Score

109

H

North Carolina St.

67 55 0116

113

N

Northwestern

80 69 1123

115

A

UNI

67 71 1121

117

H

Wake Forest

83 68 0120

120

A

Virginia Tech

75 70 0124

163

H

Fairfield

92 65 1115

194

H

Wofford

78 58 1118

RPI 201+

RPI

s

Opponent

Score

206

H

Boston College

89 62 0130

206

A

Boston College

68 65 0209

237

H

Tulane

96 72 1216

269

H

Appalachian St.

94 70 1221

287

H

UNCG

96 63 1228

Non-Div I Games:

[illegible]

Non-Div I Games:

DIV. I ONLY

DIV. I NON-CONF.

18- 7

10- 2

50

32

15

22

7

98

16

13

RPI 1-50

OVERALL

HOME

AWAY

NEUTRAL

NON-CONFERENCE

6- 6

3- 1

1- 4

2- 1

3- 2

RPI 51-100

6- 1

4- 0

1- 1

1- 0

3- 0

RPI 101-200

2- 0

1- 0

1- 0

0- 0

0- 0

RPI 150+

6- 0

5- 0

1- 0

0- 0

4- 0

TOTALS

18- 7

12- 1

3- 5

3- 1

10- 2

RPI 1-50

Team's RPI: 16

RPI

S

Opponent

Score

3

H

Oregon

59 77 0114

3

A

Oregon

66 76 0207

8

N

Miami (FL)

66 90 1120

13

N

Duke

77 75 1219

27

N

Texas Tech

73 63 1119

28

A

California

58 71 0103

28

H

California

73 64 0127

31

A

Colorado

56 54 0108

38

H

Oregon St.

59 53 0117

38

A

Oregon St.

69 71 0204

48

H

San Diego St.

81 76 1116

50

A

Wichita St.

50 67 1212

RPI 51-100

RPI

S

Opponent

Score

61

N

Temple

74 68 1122

62

A

Washington

80 75 0124

62

H

Washington

90 82 0210

67

H

BYU

83 75 1202

74

A

Stanford

68 70 0101

74

H

Stanford

96 74 0130

78

H

IPFW

96 79 1205

RPI 101-200

RPI

S

Opponent

Score

188

A

Washington St.

92 71 0121

188

H

Washington St.

88 47 0214

RPI 201+

RPI

s

Opponent

Score

274

H

Idaho St.

102 72 1127

312

H

Savannah St.

99 53 1216

334

H

Southern Utah

82 71 1113

346

H

Delaware St.

105 58 1222

DIV. I ONLY	18- 8	65	11	6	17
DIV. I NON-CONF.	11- 2	19	93	41	21
	RPI 1-50	RPI 51-100	RPI 101-200	RPI 150+	TOTALS
OVERALL	7- 7	2- 0	6- 1	4- 0	18- 8
HOME	6- 2	0- 0	2- 0	3- 0	11- 2
AWAY	0- 5	2- 0	2- 0	1- 0	4- 5
NEUTRAL	1- 0	0- 0	2- 1	0- 0	3- 1
NON-CONFERENCE	3- 1	1- 0	4- 1	3- 0	11- 2

RPI 1-50					Team's RPI: 17				
RPI	S	Opponent	Score						
1	H	Kansas	85	72	0125				
4	A	Oklahoma	83	87	0102				
4	H	Oklahoma	82	77	0118				
10	H	West Virginia	76	81	0202				
15	H	Iowa	83	82	1210				
21	A	Texas	91	94	0112				
21	H	Texas	85	75	0213				
25	A	Texas A&M	62	72	0130				
26	H	Baylor	89	94	0109				
26	A	Baylor	91	100	0216				
27	H	Texas Tech	76	69	0106				
27	A	Texas Tech	82	85	0210				
31	N	Colorado	68	62	1113				
33	H	Chattanooga	83	63	1123				

RPI 51-100					
RPI	S	Opponent	Score		
60	A	Cincinnati	81	79	1222
71	A	Kansas St.	76	63	0116

RPI 101-200					
RPI	S	Opponent	Score		
108	H	Buffalo	84	63	1207
115	N	UNI	79	81	1219
120	N	Virginia Tech	99	77	1127
133	H	North Dakota St.	84	64	1201
141	A	Oklahoma St.	64	59	0206
147	N	Illinois	84	73	1128
164	A	TCU	73	60	0123

RPI 201+					
RPI	s	Opponent	Score		
303	H	Ark.-Pine Bluff	78	64	1213
326	H	Coppin St.	104	84	1230
344	H	Chicago St.	106	64	1116

Non-Div I Games:

Michigantst.

Loss, Non-Conf, S Site, H Home, A Away, N Neutral

DIV. I ONLY DIV. I NON-CONF.		21- 6	26		51	74	19	
		12- 1	6		100	208	18	

RPI 1-50				RPI 51-100				TOTALS
OVERALL	4- 3				8- 1			21- 6
HOME	1- 1				7- 0			15- 1
AWAY	2- 2				0- 1			4- 4
NEUTRAL	1- 0				1- 0			2- 1
NON-CONFERENCE	2- 0				5- 0			12- 1

RPI 1-50	Team's RPI: 19			RPI 51-100	RPI 101-200			RPI 150+
RPI S Opponent	Score			RPI S Opponent	Score			RPI s Opponent Score
7 A Maryland	61 72 0206			54 H Michigan	87 70 0107			205 H Incarnate Word 96 61 1118
15 H Iowa	63 70 0102			54 A Michigan	56 61 0213			240 A Minnesota 68 64 0127
15 A Iowa	71 83 0124			59 N Butler	68 74 1219			257 H Youngstown St. 95 64 1212
18 H Michigan St.	82 81 0209			64 H Vanderbilt	68 55 1222			262 A Rutgers 107 57 0118
30 N Florida	85 70 1122			75 H Ohio St.	75 64 0121			317 H Howard 93 55 1209
45 A Pittsburgh	72 59 1201							338 H N.C. A&T 81 40 1113
49 A Wisconsin	61 55 1229							
<div></div>								

Non-Div I Games:

DIV. I ONLY

DIV. I NON-CONF.

18- 7

9- 3

50

61

13

32

47

167

20

41

RPI 1-50

OVERALL

HOME

AWAY

NEUTRAL

NON-CONFERENCE

4- 7

2- 1

1- 3

1- 3

1- 3

RPI 51-100

3- 0

2- 0

1- 0

0- 0

1- 0

RPI 101-200

4- 0

3- 0

1- 0

0- 0

2- 0

RPI 150+

8- 0

7- 0

1- 0

0- 0

6- 0

TOTALS

18- 7

13- 1

4- 3

1- 3

9- 3

RPI 1-50

Team's RPI: 20

RPI

S

Opponent

Score

6

A

Virginia

66 77 0102

8

A

Miami (FL)

70 79 0203

13

A

Duke

95 91 0116

14

H

North Carolina

80 76 0206

15

N

Iowa

68 62 1127

29

H

Louisville

71 66 0213

32

N

Alabama

73 74 1129

35

N

Indiana

73 80 1219

36

N

Monmouth

68 70 1126

41

A

Syracuse

66 81 0128

45

H

Pittsburgh

82 86 0109

RPI 51-100

RPI

S

Opponent

Score

53

H

Stony Brook

86 61 1208

79

H

Georgia Tech

72 64 0113

94

A

Clemson

89 83 0208

RPI 101-200

RPI

S

Opponent

Score

117

H

Wake Forest

85 62 0131

120

H

Virginia Tech

83 81 0120

147

A

Illinois

84 79 1202

153

H

Milwaukee

86 78 1117

RPI 201+

RPI

s

Opponent

Score

206

A

Boston College

82 54 0107

206

H

Boston College

76 49 0123

219

H

Loyola Chicago

81 61 1213

244

H

Saint Francis (PA)

87 56 1113

249

H

UMass Lowell

83 57 1121

250

H

Liberty

73 56 1229

257

H

Youngstown St.

87 78 1221

Non-Div I Games:

Texas

Loss, Non-Conf, S Site, H Home, A Away, N Neutral

S
o
u
t
h
e
r
n
C
a
l
i
f
o
r
n
i
a

Average RPI Win:			Southern California			(OFFICIAL) Through Games Of Games Through February 17, 2016			SOS w/in Conf		
Average RPI Loss:			WON-LOST RECORD			STRENGTH OF SCHEDULE			OPP. STRENGTH OF SCHEDULE		
			WINNING PCT. RANK			TEAM RPI					
									.61099 (9)		
DIV. I ONLY			19- 7			40			40		
DIV. I NON-CONF.			11- 2			75			188		
			44			22			30		
			19								

Saint Joseph's

Loss, Non-Conf, S Site, H Home, A Away, N Neutral

Average RPI Win: **142**
Average RPI Loss: **32**

WON-LOST
RECORD

WINNING
PCT. RANK

STRENGTH OF
SCHEDULE

OPP. STRENGTH
OF SCHEDULE

TEAM
RPI

SOS w/in Conf
.59706 (12)

DIV. I ONLY				22- 5				14				115				3				24			
DIV. I NON-CONF.				12- 1				6				273				33				48			
RPI 1-50				RPI 51-100				RPI 101-200				RPI 150+				TOTALS							
OVERALL				2- 4				10- 1				5- 0				8- 0				22- 5			
HOME				2- 1				5- 0				4- 0				6- 0				15- 1			
AWAY				0- 2				4- 1				1- 0				1- 0				5- 3			
NEUTRAL				0- 1				1- 0				0- 0				1- 0				2- 1			
NON-CONFERENCE				0- 1				4- 0				3- 0				6- 0				12- 1			
RPI 1-50				Team's RPI: 24				RPI 51-100				RPI 101-200				RPI 201+							
RPI	S	Opponent	Score		RPI	S	Opponent	Score		RPI	S	Opponent	Score		RPI	s	Opponent	Score					
3	H	Oregon	75	83	0128	55	A	Gonzaga	68	63	1205	102	H	Fresno St.	85	72	1209	264	H	Pacific	79	61	1113
22	A	Southern California	101	103	0109	62	H	Washington	99	67	0114	145	H	UNLV	82	70	1219	265	N	Santa Clara	75	73	1126
22	H	Southern California	86	78	0214	62	A	Washington	77	72	0206	188	H	Washington St.	90	66	0116	296	H	Bradley	90	60	1116
28	A	California	73	74	0123	69	A	UCLA	84	87	0107	188	A	Washington St.	79	64	0203	316	H	Northern Ariz.	92	37	1216
37	N	Providence	65	69	1127	69	H	UCLA	81	75	0212	191	H	Missouri	88	52	1213	337	H	Northwestern St.	61	42	1122
38	H	Oregon St.	80	63	0130	74	A	Stanford	71	57	0121												
						81	A	Arizona St.	94	82	0103												
						81	H	Arizona St.	99	61	0217												
						90	H	Long Beach St.	85	70	1222												
						98	H	Boise St.	88	76	1119												
						98	N	Boise St.	68	59	1129												

Non-Div I Games:

T
e
x
a
s
T
e
c
h

Average RPI Win:		Texas Tech		(OFFICIAL) Through Games Of Games Through February 17, 2016		SOS w/in Conf									
Average RPI Loss:		124	WON-LOST	WINNING	STRENGTH OF	OPP. STRENGTH	TEAM								
		34	RECORD	PCT. RANK	SCHEDULE	OF SCHEDULE	RPI								
							.68875 (1)								
DIV. I ONLY		16- 9	87	2	27	27									
DIV. I NON-CONF.		10- 2	32	43	196	19									
RPI 1-50		RPI 51-100		RPI 101-200		RPI 150+	TOTALS								
OVERALL		5- 7	2- 1	6- 1		7- 0	16- 9								
HOME		4- 3	2- 0	4- 0		4- 0	12- 3								
AWAY		1- 3	0- 1	1- 1		1- 0	2- 5								
NEUTRAL		0- 1	0- 0	1- 0		2- 0	2- 1								
NON-CONFERENCE		1- 1	2- 0	4- 1		6- 0	10- 2								
RPI 1-50		Team's RPI: 27		RPI 51-100		RPI 101-200		RPI 201+							
RPI	S	Opponent	Score	RPI	S	Opponent	Score	RPI	s	Opponent	Score				
1	H	Kansas	59 69 0109	52	H	Little Rock	65 53 1222	123	H	Richmond	85 70 1229	228	H	UT Martin	68 49 1209
4	A	Oklahoma	67 91 0126	71	A	Kansas St.	70 83 0112	137	A	Arkansas	68 75 0130	240	N	Minnesota	81 68 1122
4	H	Oklahoma	65 63 0217	85	H	Hawaii	82 74 1128	141	H	Oklahoma St.	63 61 0203	303	H	Ark.-Pine Bluff	94 54 1219
10	H	West Virginia	76 80 0123					164	A	TCU	76 69 0118				
16	N	Utah	63 73 1119					165	N	Mississippi St.	74 72 1120				
17	A	Iowa St.	69 76 0106					176	H	Sam Houston St.	71 56 1202				
17	H	Iowa St.	85 82 0210					195	H	High Point	77 73 1113				
21	H	Texas	82 74 0102												
21	A	Texas	59 69 0206												
26	H	Baylor	60 63 0116												
26	A	Baylor	84 66 0213												
43	H	South Dakota St.	79 67 1216												

T
e
x
a
s
T
e
c
h

Non-Div I Games:

California

Loss, Non-Conf, S Site, H Home, A Away, N Neutral

L
o
u
i
s
v
i
l
l
e

Louisville

Alabama

Average RPI Win:135

Average RPI Loss:47

WON-LOST RECORD

WINNING PCT. RANK

(OFFICIAL) Through Games Of Games Through February 17, 2016

STRENGTH OF SCHEDULE

OPP. STRENGTH OF SCHEDULE

TEAM RPI

SOS w/in Conf

.61427

(2)

DIV. I ONLY

DIV. I NON-CONF.

16- 9

9- 3

87

61

12

16

42

37

32

20

OVERALL

HOME

AWAY

NEUTRAL

NON-CONFERENCE

5- 5

2- 2

1- 2

2- 1

2- 3

2- 3

0- 1

2- 2

0- 0

1- 0

5- 1

4- 0

1- 1

0- 0

2- 0

6- 0

4- 0

2- 0

0- 0

4- 0

TOTALS

16- 9

9- 3

5- 5

2- 1

9- 3

RPI

S

Opponent

RPI 1-50

Team's RPI: 32

Score

3

H

Oregon

68

72

1221

5

N

Xavier

45

64

1126

9

H

Kentucky

61

77

0109

11

A

Dayton

48

80

1117

20

N

Notre Dame

74

73

1129

25

H

Texas A&M

63

62

0210

30

A

Florida

61

55

0213

34

H

South Carolina

73

50

0113

34

A

South Carolina

64

78

0130

50

N

Wichita St.

64

60

1127

RPI

S

Opponent

RPI 51-100

Score

64

A

Vanderbilt

63

71

0116

82

H

LSU

70

72

0123

82

A

LSU

76

69

0217

87

A

Ole Miss

66

74

0107

94

A

Clemson

51

50

1213

RPI

S

Opponent

RPI 101-200

Score

125

H

Tennessee

63

57

0126

127

H

La.-Lafayette

105

93

1120

130

A

Auburn

77

83

0119

148

H

Winthrop

72

60

1216

165

A

Mississippi St.

82

80

0202

191

H

Missouri

80

71

0206

RPI

s

Opponent

RPI 201+

Score

202

H

Norfolk St.

68

49

0102

271

H

Kennesaw St.

77

64

1113

288

A

Southern Miss.

58

55

1204

313

H

Jacksonville St.

67

59

1229

Alabama

Non-Div I Games:

Alabama

Alabama

Chatanooga

DIV. I ONLY		20- 5	19	156	12	34
DIV. I NON-CONF.		12- 0	1	297	8	26
RPI 1-50		RPI 51-100		RPI 101-200		RPI 150+
OVERALL		3- 2		5- 1		20- 5
HOME		1- 1		2- 0		12- 1
AWAY		1- 1		2- 1		4- 4
NEUTRAL		1- 0		1- 0		4- 0
NON-CONFERENCE		1- 0		3- 0		12- 0

RPI 1-50		Team's RPI: 34		RPI 51-100		RPI 101-200		RPI 201+	
RPI	S	Opponent	Score	RPI	S	Opponent	Score	RPI	s Opponent
9	H	Kentucky	62 89 0213	64	H	Vanderbilt	69 65 0109	125	A Tennessee
25	A	Texas A&M	81 78 0206	73	A	Georgia	56 69 0202	130	A Auburn
32	A	Alabama	50 73 0113	76	N	Hofstra	94 84 1122	136	H Memphis
32	H	Alabama	78 64 0130	82	H	LSU	94 83 0210	140	H Oral Roberts
47	N	Tulsa	83 75 1123	87	A	Ole Miss	77 74 0119	165	H Mississippi St.
				94	A	Clemson	65 59 1218	172	N DePaul
								191	H Missouri
								191	A Missouri

202	H	Norfolk St.	84 69 1114
211	N	St. John's (NY)	75 61 1222
212	H	South Fla.	81 63 1205
222	H	Western Caro.	76 53 1130
259	H	Lipscomb	92 76 1127
260	H	Drexel	79 54 1215

Non-Div I Games: Francis Marion 78 56

Average RPI Win: **163**
Average RPI Loss: **74**

WON-LOST
RECORD

WINNING
PCT. RANK

STRENGTH OF
SCHEDULE

OPP. STRENGTH
OF SCHEDULE

TEAM
RPI

SOS w/in Conf
.55301 (14)

DIV. I ONLY		21- 6	26	121	51	35		
DIV. I NON-CONF.		10- 3	50	199	72	82		
		RPI 1-50		RPI 51-100		RPI 101-200		RPI 150+
								TOTALS
OVERALL		3- 3		4- 0		5- 3		21- 6
HOME		2- 0		3- 0		4- 0		15- 0
AWAY		0- 3		1- 0		1- 1		4- 4
NEUTRAL		1- 0		0- 0		0- 2		2- 2
NON-CONFERENCE		1- 1		2- 0		1- 2		10- 3

RPI 1-50				RPI 51-100				RPI 101-200				RPI 201+			
RPI	S	Opponent	Team's RPI: 35 Score	RPI	S	Opponent	Score	RPI	S	Opponent	Score	RPI	s	Opponent	Score
13	A	Duke	74 94 1202	54	A	Michigan	80 67 0202	101	A	Penn St.	63 68 0206	211	N	St. John's (NY)	83 73 1124
15	H	Iowa	85 78 0211	75	H	Ohio St.	85 60 0110	113	H	Northwestern	89 57 0123	236	H	Austin Peay	102 76 1116
18	A	Michigan St.	69 88 0214	78	H	IPFW	90 65 1209	117	N	Wake Forest	78 82 1123	240	A	Minnesota	70 63 0116
20	N	Notre Dame	80 73 1219	83	H	Creighton	86 65 1119	145	N	UNLV	69 72 1125	240	H	Minnesota	74 68 0130
49	H	Wisconsin	59 58 0105					147	H	Illinois	103 69 0119	252	H	Alcorn	112 70 1130
49	A	Wisconsin	79 82 0126					149	H	Morehead St.	92 59 1205	262	A	Rutgers	79 72 1230
								150	A	Nebraska	79 69 0102	271	H	Kennesaw St.	99 72 1222
								150	H	Nebraska	80 64 0217	281	H	Eastern Ill.	88 49 1113
												341	H	McNeese St.	105 60 1212

I
n
d
i
a
n
a

I
n
d
i
a
n
a

Non-Div I Games:

Monmouth

Non-Div I Games:

DIV. I ONLY

DIV. I NON-CONF.

19- 8

12- 1

61

6

41

196

63

159

37

32

RPI 1-50

OVERALL

HOME

AWAY

NEUTRAL

NON-CONFERENCE

2- 5

0- 3

1- 1

1- 1

1- 1

RPI 51-100

6- 0

2- 0

3- 0

1- 0

1- 0

RPI 101-200

4- 3

2- 1

2- 2

0- 0

4- 0

RPI 150+

9- 1

8- 0

1- 1

0- 0

8- 0

TOTALS

19- 8

11- 4

6- 3

2- 1

12- 1

RPI 1-50

Team's RPI: 37

RPI

S

Opponent

Score

2

A

Villanova

82 76 0124

2

H

Villanova

60 72 0206

5

H

Xavier

68 75 0126

5

A

Xavier

74 85 0217

18

N

Michigan St.

64 77 1129

24

N

Arizona

69 65 1127

42

H

Seton Hall

72 81 0116

RPI 51-100

Score

RPI

S

Opponent

Score

59

A

Butler

81 73 1231

59

H

Butler

71 68 0119

83

A

Creighton

50 48 0112

86

A

Georgetown

73 69 0130

86

H

Georgetown

75 72 0213

91

N

Evansville

74 64 1126

RPI 101-200

Score

RPI

S

Opponent

Score

116

H

Marquette

64 65 0105

116

A

Marquette

91 96 0210

122

A

Rhode Island

74 72 1205

147

H

Illinois

60 59 1118

169

A

Massachusetts

90 66 1221

172

A

DePaul

70 77 0202

183

H

NJIT

83 76 1123

RPI 201+

Score

RPI

s

Opponent

Score

206

H

Boston College

66 51 1209

211

H

St. John's (NY)

83 65 0102

233

H

Harvard

76 64 1114

247

H

Rider

73 65 1219

311

H

Brown

94 73 1121

322

H

Bryant

74 67 1212

323

H

Hartford

89 66 1202

Non-Div I Games:

Or
re
g
o
n
s
t
.

■ Loss, ■ Non-Conf, S Site, H Home, A Away, N Neutral

DIV. I ONLY

DIV. I NON-CONF.

15- 5

9- 4

36

80

112

62

226

261

39

39

RPI 1-50

OVERALL

HOME

AWAY

NEUTRAL

NON-CONFERENCE

0- 3

0- 0

0- 2

0- 1

0- 3

RPI 51-100

0- 2

0- 0

0- 2

0- 0

0- 1

RPI 101-200

4- 0

1- 0

3- 0

0- 0

2- 0

RPI 150+

14- 0

7- 0

7- 0

0- 0

9- 0

TOTALS

15- 5

7- 0

8- 4

0- 1

9- 4

RPI 1-50

Team's RPI: 39

RPI

S

Opponent

Score

7

N

Maryland

61 82 1219

8

A

Miami (FL)

64 76 1229

23

A

Saint Joseph's

50 62 1208

RPI 51-100

Score

RPI

S

Opponent

Score

53

A

Stony Brook

77 91 1205

57

A

Yale

75 79 0130

RPI 101-200

Score

RPI

S

Opponent

Score

126

A

Columbia

88 83 0213

189

A

Hampton

89 59 0103

192

A

Cornell

85 56 0212

193

H

Bucknell

89 77 1222

RPI 201+

Score

RPI

s

Opponent

Score

202

A

Norfolk St.

83 74 0105

226

H

Saint Peter's

75 72 1121

230

H

Fairleigh Dickinson

91 61 1130

233

H

Harvard

83 62 0205

247

A

Rider

64 56 1113

250

H

Liberty

77 72 1217

259

A

Lipscomb

78 64 1212

272

A

Penn

73 71 0109

304

H

Dartmouth

83 70 0206

311

A

Brown

83 59 0129

327

H

Lafayette

104 52 1125

Non-Div I Games: Bryn Athyn 100 44

DIV. I ONLY

DIV. I NON-CONF.

20- 5

10- 2

19

32

171

275

107

155

40

62

RPI 1-50

OVERALL

HOME

AWAY

NEUTRAL

NON-CONFERENCE

0- 1

0- 0

0- 1

0- 0

0- 1

RPI 51-100

2- 0

0- 0

1- 0

1- 0

1- 0

RPI 101-200

9- 4

4- 0

4- 4

1- 0

3- 1

RPI 150+

12- 1

8- 0

2- 1

2- 0

7- 0

TOTALS

20- 5

11- 0

6- 5

3- 0

10- 2

RPI 1-50

Team's RPI: 40

RPI

S

Opponent

Score

2

A

Villanova

56 75 1122

RPI 51-100

Score

RPI

S

Opponent

Score

77

A

Ohio

80 68 0202

93

N

UC Santa Barbara

84 70 1221

RPI 101-200

Score

RPI

S

Opponent

Score

104

H

Northern Ill.

76 66 0126

104

A

Northern Ill.

79 80 0213

108

A

Buffalo

75 71 0105

108

H

Buffalo

80 70 0216

129

A

Marshall

75 65 1204

134

A

Green Bay

63 66 1124

137

A

Arkansas

88 80 1118

143

A

Toledo

64 78 0115

146

H

Eastern Mich.

92 88 0119

151

N

Iona

78 64 1223

156

A

Central Mich.

81 92 0112

156

H

Central Mich.

92 87 0206

157

A

Ball St.

73 64 0130

RPI 201+

Score

RPI

s

Opponent

Score

207

H

Western Mich.

62 53 0108

234

H

South Carolina St.

78 68 1230

241

H

Miami (OH)

75 46 0123

243

A

Bowling Green

83 68 0209

254

N

Cleveland St.

65 53 1114

259

H

Lipscomb

80 73 0102

278

H

Charleston So.

82 58 1127

308

H

Bethune-Cookman

81 60 1212

326

H

Coppin St.

77 71 1202

Non-Div I Games: Hiram 100 30

Seton Hall

Average RPI Win:		161	WON-LOST RECORD		50	WINNING PCT. RANK		76	STRENGTH OF SCHEDULE		38	OPP. STRENGTH OF SCHEDULE		42	TEAM RPI		.64519	SOS w/in Conf (4)	
Average RPI Loss:		41			32			254			61			71					
DIV. I ONLY		18- 7			50			76			38			42					
DIV. I NON-CONF.		10- 2			32			254			61			71					

		RPI 1-50				RPI 51-100				RPI 101-200				RPI 150+				TOTALS	
OVERALL		2- 4				5- 3				4- 0				9- 0				18- 7	
HOME		1- 1				2- 2				3- 0				7- 0				11- 3	
AWAY		1- 3				2- 0				1- 0				1- 0				5- 3	
NEUTRAL		0- 0				1- 1				0- 0				1- 0				2- 1	
NON-CONFERENCE		1- 1				2- 1				1- 0				7- 0				10- 2	

Non-Div I Games:

South Dakota
Dakota
South Dakota

UConn		(OFFICIAL)		Through Games Of Games Through February 17, 2016		SOS w/in Conf	
Average RPI Win:		168	WON-LOST		STRENGTH OF		TEAM
Average RPI Loss:		47	RECORD		SCHEDULE		RPI
			WINNING		OPP. STRENGTH		
			PCT. RANK		OF SCHEDULE		
							.57751 (4)
DIV. I ONLY		18- 7	50		60		44
DIV. I NON-CONF.		10- 3	50		66		47
RPI 1-50		RPI 51-100		RPI 101-200		RPI 150+	
OVERALL		4- 4		5- 0		10- 0	
HOME		2- 2		3- 0		8- 0	
AWAY		1- 1		2- 0		2- 0	
NEUTRAL		1- 1		0- 0		0- 0	
NON-CONFERENCE		3- 1		2- 0		6- 0	
RPI 1-50		RPI 51-100		RPI 101-200		RPI 201+	
Team's RPI: 44		Score		Score		Score	
RPI S Opponent	Score	RPI S Opponent	Score	RPI S Opponent	Score	RPI s Opponent	Score
7 N Maryland	66 76 1208	54 N Michigan	74 60 1125	136 H Memphis	81 78 0109	201 H East Carolina	85 67 0207
21 A Texas	71 66 1229	55 N Gonzaga	70 73 1127	136 A Memphis	77 57 0204	237 A Tulane	75 67 0102
41 N Syracuse	76 79 1126	60 H Cincinnati	57 58 0128	154 H Furman	83 58 1121	237 H Tulane	60 42 0119
47 A Tulsa	51 60 0114	61 H Temple	53 55 0105	170 H New Hampshire	85 66 1117	249 H UMass Lowell	88 79 1220
47 H Tulsa	75 73 0213	61 A Temple	58 63 0211	196 A UCF	67 41 0131	279 H Sacred Heart	82 49 1202
		75 H Ohio St.	75 55 1212			309 H Maine	100 56 1113
		86 H Georgetown	68 62 0123			351 H Central Conn. St.	99 52 1223
		89 A Houston	69 57 0117				
Non-Div I Games:							
Loss, Non-Conf, S Site, H Home, A Away, N Neutral							
Page 44							
GmDte OT							

George Washington

(OFFICIAL) Through Games Of Games Through February 17, 2016

Average RPI Win: 158

WON-LOST RECORD

WINNING PCT. RANK

STRENGTH OF SCHEDULE

OPP. STRENGTH OF SCHEDULE

TEAM RPI

SOS w/in Conf .59858 (3)

DIV. I ONLY

DIV. I NON-CONF.

19- 7

44

99

75

46

DIV. I ONLY

DIV. I NON-CONF.

11- 2

19

222

49

49

OVERALL

HOME

AWAY

NEUTRAL

NON-CONFERENCE

RPI 1-50

2- 2

2- 1

0- 1

0- 0

2- 0

RPI 51-100

2- 2

1- 0

1- 1

0- 1

0- 1

RPI 101-200

9- 3

4- 1

4- 2

1- 0

3- 1

RPI 150+

10- 2

6- 0

4- 2

0- 0

7- 1

TOTALS

19- 7

12- 2

6- 4

1- 1

11- 2

RPI 1-50

Team's RPI: 46

RPI S Opponent

Score

6 H Virginia

73 68 1116

11 A Dayton

70 77 0115

23 H Saint Joseph's

66 84 0210

42 H Seton Hall

72 64 1202

RPI 51-100

Score

51 A St. Bonaventure

57 64 0213

56 A VCU

72 69 0206

60 N Cincinnati

56 61 1128

66 H Davidson

79 69 0203

RPI 101-200

Score

101 H Penn St.

76 66 1208

122 H Rhode Island

62 58 0122

123 H Richmond

90 98 0128

125 N Tennessee

73 70 1127

142 H Duquesne

91 64 0109

142 A Duquesne

81 74 0217

169 A Massachusetts

81 70 0112

172 A DePaul

61 82 1222

180 A George Mason

76 70 0131

187 H Fordham

69 63 0103

196 A UCF

67 50 1229

198 A Saint Louis

62 65 0106

RPI 201+

Score

212 A South Fla.

73 67 1119

215 H Gardner-Webb

94 65 1124

226 H Saint Peter's

87 74 1219

229 H Army West Point

92 81 1122

262 H Rutgers

83 49 1212

327 H Lafayette

85 76 1113

George Washington was shining tonight

S
a
n
D
i
e
g
o
S
t
.

DIV. I ONLY

DIV. I NON-CONF.

16- 9

8- 5

87

119

6

51

73

115

49

103

RPI 1-50

OVERALL

HOME

AWAY

NEUTRAL

NON-CONFERENCE

4- 4

2- 2

2- 2

0- 0

1- 1

RPI 51-100

4- 1

3- 0

0- 0

1- 1

3- 1

RPI 101-200

5- 3

3- 2

2- 1

0- 0

2- 2

RPI 150+

3- 2

3- 2

0- 0

0- 0

2- 2

TOTALS

16- 9

11- 5

4- 3

1- 1

8- 5

RPI 1-50

Team's RPI: 49

RPI

S

Opponent

Score

4

A

Oklahoma

48 65 1129

7

H

Maryland

60 63 0109

7

A

Maryland

70 57 0213

18

H

Michigan St.

77 76 0117

19

H

Purdue

55 61 1229

35

A

Indiana

58 59 0105

35

H

Indiana

82 79 0126

41

A

Syracuse

66 58 1202

RPI 51-100

Score

RPI

S

Opponent

Score

56

N

VCU

74 73 1122

61

H

Temple

76 60 1205

75

H

Ohio St.

79 68 0204

86

N

Georgetown

61 71 1120

92

H

Siena

92 65 1115

RPI 101-200

Score

RPI

S

Opponent

Score

101

A

Penn St.

66 60 0121

113

A

Northwestern

65 70 0112

116

H

Marquette

55 57 1212

124

H

A&M-Corpus Christi

64 49 1215

134

H

Green Bay

84 79 1223

147

A

Illinois

63 55 0131

150

H

Nebraska

72 61 0210

153

H

Milwaukee

67 68 1209

RPI 201+

Score

RPI

s

Opponent

Score

234

H

North Dakota

78 64 1117

255

H

Western Ill.

67 69 1113

262

H

Rutgers

79 57 0102

348

H

Prairie View

85 67 1125

Non-Div I Games:

Which it is.

Non-Div I Games:	Emporia St.	76	54
-------------------------	--------------------	-----------	-----------

DIV. I ONLY

DIV. I NON-CONF.

17- 7

8- 3

58

70

101

178

83

165

51

86

RPI 1-50

OVERALL

HOME

AWAY

NEUTRAL

NON-CONFERENCE

2- 2

1- 1

1- 1

0- 0

0- 1

RPI 51-100

2- 3

2- 1

0- 2

0- 0

1- 2

RPI 101-200

8- 1

4- 0

4- 1

0- 0

2- 0

RPI 150+

10- 1

6- 0

4- 1

0- 0

6- 0

TOTALS

17- 7

11- 2

6- 5

0- 0

8- 3

RPI 1-50

RPI

S

Opponent

Score

11

H

Dayton

79

85

0119

23

A

Saint Joseph's

83

73

0203

41

A

Syracuse

66

79

1117

46

H

George Washington

64

57

0213

RPI 51-100

RPI

S

Opponent

Score

56

A

VCU

76

84

0124

66

H

Davidson

97

85

0102

76

H

Hofstra

83

89

1128

77

H

Ohio

81

68

1205

92

A

Siena

70

73

1222

RPI 101-200

RPI

S

Opponent

Score

108

A

Buffalo

60

58

1202

122

H

Rhode Island

69

64

0113

123

H

Richmond

84

68

0131

142

A

Duquesne

88

95

0116

169

A

Massachusetts

88

77

0109

173

H

Vermont

80

68

1208

180

A

George Mason

77

58

0106

187

A

Fordham

76

72

0210

198

H

Saint Louis

65

62

0207

RPI 201+

RPI

s

Opponent

Score

217

A

Canisius

77

73

1124

231

A

La Salle

64

71

0217

234

H

South Carolina St.

64

45

1219

246

H

Loyola Maryland

94

82

1121

293

H

Binghamton

63

53

1113

315

H

Niagara

82

68

1230

Average RPI Win:

209

WON-LOST
RECORD

WINNING
PCT. RANK

STRENGTH OF
SCHEDULE

OPP. STRENGTH
OF SCHEDULE

TEAM
RPI

SOS w/in Conf

.45791 (8)

DIV. I ONLY

DIV. I NON-CONF.

20- 3

8- 1

4

16

260

277

157

53

52

38

RPI 1-50

OVERALL

HOME

AWAY

NEUTRAL

NON-CONFERENCE

2- 1

0- 0

2- 1

0- 0

2- 1

RPI 51-100

1- 0

0- 0

1- 0

0- 0

0- 0

RPI 101-200

5- 1

3- 0

2- 1

0- 0

1- 0

RPI 150+

15- 2

8- 0

6- 2

1- 0

6- 0

TOTALS

20- 3

9- 0

10- 3

1- 0

8- 1

RPI 1-50

RPI S Opponent Score

27 A Texas Tech 53 65 1222

47 A Tulsa 64 60 1128

48 A San Diego St. 49 43 1121

RPI 51-100

RPI S Opponent Score

100 A UT Arlington 68 62 0123

Team's RPI: 52

Score

RPI 101-200

RPI S Opponent Score

127 H La.-Lafayette 77 57 0107

127 A La.-Lafayette 68 64 0213

160 H La.-Monroe 58 57 0109

160 A La.-Monroe 82 86 0211

166 H Georgia St. 63 53 0130

172 A DePaul 66 44 1212

RPI 201+

RPI s Opponent Score

201 N East Carolina 54 46 1126

221 A Idaho 64 54 1205

242 H Ga. Southern 80 67 0128

245 A South Ala. 69 60 1230

245 H South Ala. 74 43 0206

251 A Arkansas St. 73 76 0118

269 H Appalachian St. 81 55 0114

280 A Troy 67 61 0102

280 H Troy 72 49 0204

290 A Texas St. 77 74 0121

316 H Northern Ariz. 84 57 1220

320 H Central Ark. 79 73 1201

320 A Central Ark. 77 54 1216

L
i
t
t
l
e
R
o
c
k

L
i
t
t
l
e
R
o
c
k

Non-Div I Games:	Centenary (LA)	95	49	Central Baptist	76	57
------------------	----------------	----	----	-----------------	----	----

DIV. I ONLY		20- 5	19	191	219	53
DIV. I NON-CONF.		7- 4	103	81	70	36
RPI 1-50		RPI 51-100		RPI 101-200		RPI 150+
OVERALL		1- 1	2- 2	6- 1		16- 1
HOME		1- 0	2- 0	2- 0		6- 0
AWAY		0- 1	0- 2	4- 1		10- 1
NEUTRAL		0- 0	0- 0	0- 0		0- 0
NON-CONFERENCE		1- 1	1- 1	3- 1		4- 1
TOTALS						20- 5
						10- 0
						10- 5
						0- 0
						7- 4

RPI 1-50				RPI 51-100				Team's RPI: 53				RPI 101-200				RPI 201+			
RPI	S	Opponent	Score	RPI	S	Opponent	Score					RPI	S	Opponent	Score	RPI	s	Opponent	Score
20	A	Notre Dame	61 86 1208	64	A	Vanderbilt	72 79 1119					126	H	Columbia	69 60 0102	204	A	Western Ky.	66 67 1121
39	H	Princeton	91 77 1205	76	H	Hofstra	71 68 1220					135	A	Northeastern	62 75 1212	246	A	Loyola Maryland	76 63 1124
				88	H	Albany (NY)	69 63 0122					170	A	New Hampshire	80 50 0116	249	H	UMass Lowell	86 59 0109
				88	A	Albany (NY)	70 82 0217					170	H	New Hampshire	59 58 0214	249	A	UMass Lowell	91 73 0206
												173	A	Vermont	72 61 0130	263	A	American	86 68 1217
												183	A	NJIT	83 61 1228	293	A	Binghamton	62 52 0106
												186	A	Lehigh	75 62 1222	293	H	Binghamton	76 51 0203
																309	H	Maine	81 54 0125
																323	A	Hartford	77 43 0118
																323	H	Hartford	85 72 0208
																335	H	UMBC	86 74 0113
																335	A	UMBC	75 52 0211

Non-Div I Games:

Merchant Marine10332

Farmingdale St.9142

DIV. I ONLY

DIV. I NON-CONF.

18- 8

9- 3

65

61

80

153

43

64

54

78

RPI 1-50

OVERALL

HOME

AWAY

NEUTRAL

NON-CONFERENCE

3- 7

2- 3

0- 3

1- 1

1- 3

RPI 51-100

0- 1

0- 0

0- 1

0- 0

0- 0

RPI 101-200

6- 0

2- 0

3- 0

1- 0

2- 0

RPI 150+

9- 0

7- 0

1- 0

1- 0

6- 0

TOTALS

18- 8

11- 3

4- 4

3- 1

9- 3

RPI 1-50

RPI S Opponent Score

5 H Xavier 70 86 1120

7 H Maryland 70 67 0112

12 A SMU 58 82 1208

15 A Iowa 71 82 0117

18 H Michigan St. 73 89 0206

19 A Purdue 70 87 0107

19 H Purdue 61 56 0213

21 N Texas 78 72 1127

35 H Indiana 67 80 0202

44 N UConn 60 74 1125

RPI 51-100

RPI S Opponent Score

75 A Ohio St. 66 76 0216

Team's RPI: 54

RPI 101-200

RPI S Opponent Score

101 H Penn St. 79 56 0102

101 N Penn St. 79 72 0130

109 A North Carolina St. 66 59 1201

132 H Elon 88 68 1116

147 A Illinois 78 68 1230

150 A Nebraska 81 68 0123

RPI 201+

RPI s Opponent Score

227 H Houston Baptist 82 57 1205

238 N Charlotte 102 47 1126

240 H Minnesota 74 69 0120

240 A Minnesota 82 74 0210

257 H Youngstown St. 105 46 1219

262 H Rutgers 68 57 0127

275 H Northern Ky. 77 62 1215

322 H Bryant 96 60 1223

346 H Delaware St. 80 33 1212

Non-Div I Games: Northern Mich. 70 44

DIV. I ONLY

DIV. I NON-CONF.

19- 7

8- 5

44

119

95

91

70

58

56

109

RPI 1-50

OVERALL 1- 3

HOME 0- 1

AWAY 1- 0

NEUTRAL 0- 2

NON-CONFERENCE 0- 2

RPI 51-100

3- 3

1- 1

2- 1

0- 1

1- 3

RPI 101-200

11- 1

9- 0

2- 1

0- 0

4- 0

RPI 150+

11- 1

9- 0

2- 1

0- 0

6- 0

TOTALS

19- 7

13- 2

6- 2

0- 3

8- 5

RPI 1-50

RPI S Opponent Score

13 N Duke 71 79 1120

23 A Saint Joseph's 85 82 0105

46 H George Washington 69 72 0206

49 N Wisconsin 73 74 1122

RPI 51-100

RPI S Opponent Score

51 H St. Bonaventure 84 76 0124

60 H Cincinnati 63 69 1219

65 N Florida St. 71 76 1206

66 A Davidson 79 69 0129

79 A Georgia Tech 64 77 1215

80 A Middle Tenn. 62 56 1202

RPI 101-200

RPI S Opponent Score

108 H Buffalo 90 69 1222

122 H Rhode Island 83 67 0216

123 A Richmond 94 89 0116

142 H Duquesne 93 71 0120

161 H Radford 92 74 1116

169 A Massachusetts 63 69 0211

174 H North Florida 80 68 1230

179 H Old Dominion 76 67 1128

180 H George Mason 71 47 0102

187 H Fordham 88 54 0113

198 A Saint Louis 72 56 0110

198 H Saint Louis 85 52 0213

RPI 201+

RPI s Opponent Score

231 A La Salle 88 70 0203

250 H Liberty 85 57 1227

263 H American 72 44 1125

348 H Prairie View 75 50 1113

Team's RPI: 56

Non-Div I Games:

Yale

Average RPI Win:

236

Average RPI Loss:

56

WON-LOST
RECORD

WINNING
PCT. RANK

(OFFICIAL) Through Games Of Games Through February 17, 2016

STRENGTH OF
SCHEDULE

OPP. STRENGTH
OF SCHEDULE

TEAM
RPI

SOS w/in Conf

.45688

(8)

DIV. I ONLY

DIV. I NON-CONF.

16- 5

8- 5

32

119

167

129

203

236

57

77

OVERALL

HOME

AWAY

NEUTRAL

NON-CONFERENCE

RPI 1-50

1- 3

1- 0

0- 3

0- 0

0- 3

RPI 51-100

0- 1

0- 0

0- 1

0- 0

0- 1

RPI 101-200

6- 1

4- 0

1- 1

1- 0

4- 1

RPI 150+

14- 0

7- 0

6- 0

1- 0

8- 0

TOTALS

16- 5

9- 0

6- 5

1- 0

8- 5

RPI

S

Opponent

Score

12

A

SMU

69 71 1122

13

A

Duke

61 80 1125

22

A

Southern California

56 68 1213

39

H

Princeton

79 75 0130

RPI

S

Opponent

Score

88

A

Albany (NY)

54 88 1129

RPI

S

Opponent

Score

126

H

Columbia

86 72 0205

147

A

Illinois

65 69 1209

163

N

Fairfield

70 57 1113

173

H

Vermont

72 54 1205

183

H

NJIT

83 65 0106

186

A

Lehigh

79 67 1119

192

H

Cornell

83 52 0206

RPI

s

Opponent

Score

233

A

Harvard

67 55 0213

272

H

Penn

81 58 0129

279

H

Sacred Heart

99 77 1116

304

A

Dartmouth

75 65 0212

311

H

Brown

77 68 0116

311

A

Brown

90 66 0122

322

H

Bryant

79 40 1202

323

A

Hartford

88 53 0102

351

A

Central Conn. St.

62 42 1230

Yale

William & Mary

Average RPI Win:169

WON-LOST RECORD

WINNING PCT. RANK

STRENGTH OF SCHEDULE

OPP. STRENGTH OF SCHEDULE

TEAM RPI

SOS w/in Conf

Average RPI Loss:110

.54384

(5)

DIV. I ONLY	15- 8	84	75	136	58
DIV. I NON-CONF.	6- 3	90	37	217	31

RPI 1-50

RPI 51-100

RPI 101-200

RPI 150+

TOTALS

OVERALL0- 2

HOME0- 0

AWAY0- 2

NEUTRAL0- 0

NON-CONFERENCE0- 2

3- 3

2- 1

1- 2

0- 0

0- 0

8- 2

6- 1

2- 1

0- 0

5- 0

8- 3

5- 1

3- 2

0- 0

5- 1

15- 8

9- 2

6- 6

0- 0

6- 3

RPI 1-50

RPI 51-100

Team's RPI: 58

RPI 101-200

RPI 201+

RPI

S

Opponent

Score

6

A

Virginia

52 67

1205

11

A

Dayton

66 69

1121

RPI

S

Opponent

Score

63

A

UNCW

94 97

0116

76

A

Hofstra

63 91

0124

76

H

Hofstra

80 86

0211

84

H

James Madison

68 62

0131

97

H

Col. of Charleston

78 70

0102

97

A

Col. of Charleston

63 61

0114

RPI

S

Opponent

Score

109

A

North Carolina St.

85 68

1113

132

H

Elon

89 67

0121

135

H

Northeastern

78 60

0109

135

A

Northeastern

86 77

0204

156

H

Central Mich.

88 84

1229

166

H

Towson

69 76

1231

166

A

Towson

82 99

0213

179

H

Old Dominion

55 48

1201

189

H

Hampton

86 67

1125

195

H

High Point

78 75

1221

RPI

s

Opponent

Score

250

A

Liberty

70 59

1117

260

A

Drexel

72 63

0107

261

A

Delaware

94 79

0128

261

H

Delaware

90 64

0206

317

A

Howard

77 79

1128

W
i
l
l
i
a
m
&
M
a
r
y

W
i
l
l
i
a
m
&
M
a
r
y

Non-Div I Games: Mary Washington 94 64 Washington Adventi 85 60

Cincinnati

Loss, Non-Conf, S Site, H Home, A Away, N Neutral

Average RPI Win:		Washington		(OFFICIAL)		Through Games Of Games Through February 17, 2016		SOS w/in Conf	
Average RPI Loss:		147		WON-LOST		PCT. RANK		.66102	
		42		RECORD				(5)	
DIV. I ONLY		15- 10		117		20		39	
DIV. I NON-CONF.		8- 4		90		111		147	
								62	
								127	
RPI 1-50		RPI 51-100		RPI 101-200		RPI 150+		TOTALS	
OVERALL		3- 7		4- 2		3- 1		15- 10	
HOME		2- 2		2- 1		2- 1		10- 4	
AWAY		0- 4		2- 0		1- 0		3- 4	
NEUTRAL		1- 1		0- 1		0- 0		2- 2	
NON-CONFERENCE		1- 1		0- 2		2- 1		7- 0	
RPI 1-50		RPI 51-100		Team's RPI: 62		RPI 101-200		RPI 201+	
RPI S Opponent	Score	RPI S Opponent	Score		RPI S Opponent	Score	RPI s Opponent	Score	
16 H Utah	75 80 0124	55 N Gonzaga	64 80 1125		118 H Oakland	83 97 1219	238 N Charlotte	71 66 1127	
16 A Utah	82 90 0210	69 H UCLA	96 93 0101		155 H Montana	92 62 1212	239 H Mt. St. Mary's	100 67 1119	
21 N Texas	77 71 1114	69 A UCLA	86 84 0128		164 H TCU	92 67 1208	272 H Penn	104 67 1121	
21 N Texas	70 82 1126	81 A Arizona St.	89 85 0116		188 A Washington St.	99 95 0109	282 H Seattle	79 68 1222	
22 H Southern California	87 85 0103	81 H Arizona St.	95 83 0203				289 H Cal St. Fullerton	87 69 1206	
22 A Southern California	88 98 0130	93 H UC Santa Barbara	78 83 1228						
24 A Arizona	67 99 0114								
24 H Arizona	72 77 0206								
31 H Colorado	95 83 0120								
31 A Colorado	80 81 0213								

Non-Div I Games:

DIV. I ONLY				18- 5				25				218				101				63			
DIV. I NON-CONF.				6- 3				90				308				172				133			
				RPI 1-50				RPI 51-100				RPI 101-200				RPI 150+				TOTALS			
OVERALL				0- 0				5- 1				4- 3				9- 3				18- 5			
HOME				0- 0				3- 0				1- 1				5- 0				9- 1			
AWAY				0- 0				2- 1				3- 2				2- 3				7- 4			
NEUTRAL				0- 0				0- 0				0- 0				2- 0				2- 0			
NON-CONFERENCE				0- 0				0- 1				1- 1				5- 2				6- 3			
RPI 1-50				RPI 51-100				Team's RPI: 63				RPI 101-200				RPI 201+							
RPI	S	Opponent	Score	RPI	S	Opponent	Score	RPI	S	Opponent	Score	RPI	S	Opponent	Score	RPI	s	Opponent	Score				
				58	H	William & Mary	97 94 0116	119	A	ETSU	94 73 1128	201	A	East Carolina	73 78 1216								
				76	A	Hofstra	70 67 0204	132	A	Elon	91 82 0114	207	H	Western Mich.	80 76 1121								
				84	A	James Madison	78 73 0128	132	H	Elon	86 82 0211	216	H	Eastern Ky.	78 59 1116								
				84	H	James Madison	78 68 0213	135	H	Northeastern	63 65 0102	253	N	Utah Valley	102 77 1222								
				86	A	Georgetown	82 87 1212	135	A	Northeastern	90 73 0206	260	H	Drexel	75 63 1231								
				97	H	Col. of Charleston	65 55 0130	161	A	Radford	67 69 1219	260	A	Drexel	77 71 0124								
								166	A	Towson	60 76 0107	261	A	Delaware	85 67 0109								
												261	H	Delaware	79 70 0121								
												284	N	UMKC	76 56 1223								
												318	H	Campbell	106 83 1228								

Non-Div I Games:

Coker9373

Milligan10062

Vanderbilt

Non-Div I Games:

Florida St.

(OFFICIAL) Through Games Of Games Through February 17, 2016

Average RPI Win: 164

WON-LOST

WINNING

STRENGTH OF

OPP. STRENGTH

TEAM

SOS w/in Conf

Average RPI Loss: 41

RECORD

PCT. RANK

SCHEDULE

OF SCHEDULE

RPI

.63822 (7)

DIV. I ONLY

DIV. I NON-CONF.

16- 10

107

62

33

65

10- 2

32

226

84

51

OVERALL

HOME

AWAY

NEUTRAL

NON-CONFERENCE

RPI 1-50

2- 7

1- 3

1- 4

0- 0

1- 1

RPI 51-100

3- 3

1- 1

0- 1

2- 1

2- 1

RPI 101-200

5- 0

2- 0

2- 0

1- 0

2- 0

RPI 150+

8- 0

5- 0

1- 0

2- 0

7- 0

TOTALS

16- 10

8- 4

4- 5

4- 1

10- 2

RPI

S

Opponent

Score

6

H

Virginia

69 62 0117

8

A

Miami (FL)

59 72 0109

8

H

Miami (FL)

65 67 0214

14

H

North Carolina

90 106 0104

15

A

Iowa

75 78 1202

29

A

Louisville

65 84 0120

30

A

Florida

73 71 1229

41

A

Syracuse

72 85 0211

45

H

Pittsburgh

72 74 0123

RPI

S

Opponent

Score

56

N

VCU

76 71 1206

76

N

Hofstra

77 82 1120

77

N

Ohio

90 81 1123

79

H

Georgia Tech

80 86 0217

94

A

Clemson

75 84 0102

94

H

Clemson

76 65 0130

RPI

S

Opponent

Score

109

A

North Carolina St.

85 78 0113

109

H

North Carolina St.

77 73 0201

117

A

Wake Forest

91 71 0206

165

H

Mississippi St.

90 66 1216

172

N

DePaul

83 67 1121

RPI

s

Opponent

Score

206

A

Boston College

72 62 0126

266

H

Jacksonville

98 79 1117

278

H

Charleston So.

75 64 1221

285

N

Fla. Atlantic

64 59 1219

321

H

Nicholls St.

109 62 1115

336

H

Southeastern La.

75 58 1213

F
l
o
r
i
d
a
s
t
.

F
l
o
r
i
d
a
s
t
.

Non-Div I Games:

DIV. I ONLY

DIV. I NON-CONF.

18- 8

8- 4

65

90

122

112

128

80

67

74

RPI 1-50

OVERALL

HOME

AWAY

NEUTRAL

NON-CONFERENCE

0- 2

0- 0

0- 2

0- 0

0- 2

RPI 51-100

3- 2

2- 0

1- 2

0- 0

1- 1

RPI 101-200

6- 1

3- 0

0- 1

3- 0

5- 0

RPI 150+

11- 3

6- 1

4- 1

1- 1

4- 1

TOTALS

18- 8

10- 1

5- 6

3- 1

8- 4

RPI 1-50

RPI

S

Opponent

Score

16

A

Utah

75

83

1202

31

A

Colorado

83

92

1212

RPI 51-100

RPI

S

Opponent

Score

55

A

Gonzaga

69

68

0114

70

A

St. Mary's (CA)

74

85

1231

70

H

St. Mary's (CA)

70

59

0204

90

A

Long Beach St.

65

66

1116

99

H

Belmont

95

81

1128

RPI 101-200

RPI

S

Opponent

Score

106

A

Pepperdine

65

71

0123

106

H

Pepperdine

88

77

0130

114

N

New Mexico

96

66

1223

115

N

UNI

84

76

1225

144

H

Utah St.

80

68

1209

152

N

Weber St.

73

68

1205

156

H

Central Mich.

98

85

1218

RPI 201+

RPI

s

Opponent

Score

225

H

San Francisco

102

92

0109

225

A

San Francisco

114

89

0211

232

A

Loyola Marymount

91

80

0121

232

H

Loyola Marymount

87

62

0128

233

N

Harvard

82

85

1222

248

A

Portland

81

84

0116

253

H

Utah Valley

85

54

1113

264

A

Pacific

81

67

0102

264

H

Pacific

72

77

0206

265

H

Santa Clara

97

61

0107

265

A

Santa Clara

96

62

0213

328

H

Mississippi Val.

75

68

1125

Team's RPI: 67

Non-Div I Games: Adams St. 97 56

Average RPI Win:

205

WON-LOST
RECORDWINNING
PCT. RANKSTRENGTH OF
SCHEDULEOPP. STRENGTH
OF SCHEDULETEAM
RPI

SOS w/in Conf

Average RPI Loss:

115

.40793

(9)

DIV. I ONLY

DIV. I NON-CONF.

20- 5

10- 3

19

50

225

117

163

106

68

25

RPI 1-50

OVERALL

HOME

AWAY

NEUTRAL

NON-CONFERENCE

1- 1

0- 0

1- 1

0- 0

1- 1

RPI 51-100

2- 1

2- 0

0- 1

0- 0

2- 1

RPI 101-200

6- 3

3- 1

3- 2

0- 0

3- 1

RPI 150+

14- 3

7- 1

7- 2

0- 0

6- 1

TOTALS

20- 5

10- 1

10- 4

0- 0

10- 3

RPI 1-50

RPI

S

Opponent

Score

3

A

Oregon

67

73

1122

38

A

Oregon St.

63

57

1124

RPI 51-100

RPI

S

Opponent

Score

78

H

IPFW

78

64

1113

99

H

Belmont

61

57

1203

99

A

Belmont

81

85

1228

RPI 101-200

RPI

S

Opponent

Score

118

A

Oakland

84

67

0108

122

A

Rhode Island

58

55

1117

134

H

Green Bay

85

70

0116

151

H

Iona

83

58

1115

153

H

Milwaukee

68

56

0114

157

A

Ball St.

66

69

1128

158

A

Wright St.

62

73

0122

158

H

Wright St.

59

61

0213

168

A

Indiana St.

69

63

1209

RPI 201+

RPI

s

Opponent

Score

203

A

Detroit

92

74

0110

223

H

Missouri St.

74

45

1219

254

H

Cleveland St.

77

52

0128

254

A

Cleveland St.

66

43

0216

257

A

Youngstown St.

96

65

0118

257

H

Youngstown St.

97

68

0130

275

A

Northern Ky.

71

46

0124

275

H

Northern Ky.

64

52

0211

344

A

Chicago St.

71

53

1211

347

H

Ill.-Chicago

75

47

0102

347

A

Ill.-Chicago

73

55

0206

V
a
l
p
a
r
a
i
s
oV
a
l
p
a
r
a
i
s
o

Non-Div I Games: Trinity Christian 89 42 Ind.-Kokomo 78 40

DIV. I ONLY

DIV. I NON-CONF.

14- 11

9- 4

142

80

23

39

16

25

69

61

RPI 1-50

OVERALL

HOME

AWAY

NEUTRAL

NON-CONFERENCE

3- 7

2- 2

1- 3

0- 2

1- 3

RPI 51-100

4- 2

2- 1

2- 1

0- 0

2- 0

RPI 101-200

5- 2

4- 0

0- 1

1- 1

4- 1

RPI 150+

4- 1

4- 0

0- 1

0- 0

3- 0

TOTALS

14- 11

10- 3

3- 5

1- 3

9- 4

RPI 1-50

RPI 51-100

Team's RPI: 69

RPI 101-200

RPI 201+

RPI

S

Opponent

Score

1

N

Kansas

73 92 1124

3

A

Oregon

72 86 0123

9

H

Kentucky

87 77 1203

14

N

North Carolina

76 89 1219

22

H

Southern California

75 89 0113

22

A

Southern California

61 80 0204

24

H

Arizona

87 84 0107

24

A

Arizona

75 81 0212

36

H

Monmouth

81 84 1113

38

A

Oregon St.

82 73 0120

RPI

S

Opponent

Score

55

A

Gonzaga

71 66 1212

62

A

Washington

93 96 0101

62

H

Washington

84 86 0128

81

H

Arizona St.

81 74 0109

81

A

Arizona St.

78 65 0214

90

H

Long Beach St.

83 76 1206

RPI

S

Opponent

Score

106

H

Pepperdine

81 67 1119

117

N

Wake Forest

77 80 1125

127

H

La.-Lafayette

89 80 1215

145

N

UNLV

77 75 1123

188

A

Washington St.

78 85 0103

188

H

Washington St.

83 50 0130

197

H

Cal Poly

88 83 1115

RPI

s

Opponent

Score

276

H

CSUN

77 45 1129

341

H

McNeese St.

67 53 1222

St. Mary's (CA)

(OFFICIAL) Through Games Of Games Through February 17, 2016

SOS w/in Conf

Average RPI Win: 213

WON-LOST RECORD

WINNING PCT. RANK

STRENGTH OF SCHEDULE

OPP. STRENGTH OF SCHEDULE

TEAM RPI

.47451 (9)

DIV. I ONLY

DIV. I NON-CONF.

19- 4

8- 1

13

16

209

231

144

141

70

44

OVERALL

HOME

AWAY

NEUTRAL

NON-CONFERENCE

RPI 1-50

0- 1

0- 0

0- 1

0- 0

0- 1

RPI 51-100

4- 1

4- 0

0- 1

0- 0

2- 0

RPI 101-200

2- 2

2- 1

0- 1

0- 0

2- 0

RPI 150+

15- 0

11- 0

4- 0

0- 0

6- 0

TOTALS

19- 4

15- 1

4- 3

0- 0

8- 1

RPI 1-50

RPI 51-100

Team's RPI: 70

RPI S Opponent Score

28 A California 59 63 1212

RPI S Opponent Score

55 H Gonzaga 70 67 0121

67 H BYU 85 74 1231

67 A BYU 59 70 0204

72 H UC Irvine 70 60 1206

74 H Stanford 78 61 1122

RPI 101-200

RPI 201+

RPI S Opponent Score

106 A Pepperdine 64 67 0109

106 H Pepperdine 63 69 0211

162 H CSU Bakersfield 94 59 1129

197 H Cal Poly 93 63 1214

RPI s Opponent Score

220 H Manhattan 89 63 1116

225 H San Francisco 74 52 1221

232 A Loyola Marymount 73 48 0107

232 H Loyola Marymount 68 62 0213

248 H Portland 89 74 0123

253 H Utah Valley 65 50 1228

264 H Pacific 78 62 0114

264 A Pacific 68 65 0130

265 A Santa Clara 81 59 1223

277 H UC Davis 81 67 1204

307 H San Diego 79 46 0102

307 A San Diego 60 43 0206

334 H Southern Utah 92 36 1216

St. Mary's (CA)

K
a
n
s
a
s
s
t
.

Loss, Non-Conf, S Site, H Home, A Away, N Neutral

U
C
I
r
v
i
n
e

Georgia

Loss, Non-Conf, S Site, H Home, A Away, N Neutral

Ohiost.

Loss, Non-Conf, S Site, H Home, A Away, N Neutral

Ohio

Average RPI Win: 180

Average RPI Loss: 101

WON-LOST RECORD

WINNING PCT. RANK

(OFFICIAL) Through Games Of Games Through February 17, 2016

STRENGTH OF SCHEDULE

OPP. STRENGTH OF SCHEDULE

TEAM RPI

SOS w/in Conf .58615 (1)

DIV. I ONLY	16- 8	77	83	160	77
DIV. I NON-CONF.	8- 3	70	157	239	87

RPI 1-50

OVERALL 0- 2

HOME 0- 1

AWAY 0- 0

NEUTRAL 0- 1

NON-CONFERENCE 0- 1

RPI 51-100

0- 2

0- 0

0- 1

0- 1

0- 2

RPI 101-200

9- 3

6- 0

3- 3

0- 0

2- 0

RPI 150+

9- 2

6- 1

2- 1

1- 0

6- 0

TOTALS

16- 8

11- 2

4- 4

1- 2

8- 3

RPI 1-50				RPI 51-100				Team's RPI: 77				RPI 101-200				RPI 201+			
RPI	S	Opponent	Score	RPI	S	Opponent	Score	RPI	S	Opponent	Score	RPI	S	Opponent	Score	RPI	S	Opponent	Score
40	H	Akron	68 80 0202	51	A	St. Bonaventure	68 81 1205	104	A	Northern Ill.	69 80 0106	202	N	Norfolk St.	93 71 1121				
47	N	Tulsa	88 90 1120	65	N	Florida St.	81 90 1123	104	H	Northern Ill.	80 69 0206	207	H	Western Mich.	82 64 0119				
								105	A	Kent St.	82 89 0116	218	H	Jackson St.	72 67 1217				
								105	H	Kent St.	72 61 0129	224	H	FGCU	85 75 1114				
								108	A	Buffalo	94 75 0212	243	H	Bowling Green	75 91 0112				
								129	H	Marshall	85 70 1201	254	A	Cleveland St.	76 67 1212				
								139	H	Tennessee St.	75 67 1116	283	H	UC Riverside	81 59 1230				
								143	A	Toledo	81 79 0126	303	H	Ark.-Pine Bluff	65 58 1221				
								146	H	Eastern Mich.	86 64 0216								
								156	A	Central Mich.	49 72 0123								
								157	H	Ball St.	79 73 0109								
								157	A	Ball St.	72 69 0209								

Non-Div I Games: Ohio Dominican 93 69

Loss, Non-Conf, S Site, H Home, A Away, N Neutral

Page 77

GmDte OT

DIV. I ONLY

DIV. I NON-CONF.

18- 7

9- 4

50

80

185

264

154

209

78

95

RPI 1-50

OVERALL

HOME

AWAY

NEUTRAL

NON-CONFERENCE

0- 3

0- 0

0- 3

0- 0

0- 2

RPI 51-100

0- 1

0- 0

0- 1

0- 0

0- 1

RPI 101-200

7- 3

3- 1

4- 1

0- 1

1- 1

RPI 150+

14- 2

6- 1

7- 0

1- 1

9- 1

TOTALS

18- 7

8- 1

9- 5

1- 1

9- 4

RPI 1-50

RPI

S

Opponent

Score

16

A

Utah

79

96

1205

35

A

Indiana

65

90

1209

43

A

South Dakota St.

76

92

0114

RPI 51-100

RPI

S

Opponent

Score

68

A

Valparaiso

64

78

1113

RPI 101-200

RPI

S

Opponent

Score

131

A

Omaha

106

101

0116

133

H

North Dakota St.

79

74

0121

133

A

North Dakota St.

46

62

0206

140

H

Oral Roberts

90

84

1230

140

A

Oral Roberts

68

63

0128

171

H

IUPUI

82

84

0123

178

H

South Dakota

85

65

0106

178

A

South Dakota

95

82

0204

190

N

Navy

53

75

1129

197

A

Cal Poly

75

73

1203

RPI 201+

RPI

s

Opponent

Score

207

A

Western Mich.

89

86

1222

210

A

Denver

65

64

0109

210

H

Denver

88

84

0213

236

A

Austin Peay

80

77

1118

236

H

Austin Peay

85

68

1212

241

A

Miami (OH)

57

53

1124

255

H

Western Ill.

88

67

0131

266

N

Jacksonville

71

63

1127

287

A

UNCG

64

58

1128

301

H

Stetson

95

89

1219

305

H

SIUE

87

67

1121

Non-Div I Games:	Purdue-North Cent.	126	95	Manchester	85	53
-------------------------	---------------------------	------------	-----------	-------------------	-----------	-----------

DIV. I ONLY	14- 12	153	18	31	79
DIV. I NON-CONF.	10- 3	50	114	67	66
	RPI 1-50	RPI 51-100	RPI 101-200	RPI 150+	TOTALS
OVERALL	1- 8	2- 2	8- 2	5- 0	14- 12
HOME	1- 3	1- 0	6- 2	4- 0	10- 5
AWAY	0- 4	1- 2	1- 0	1- 0	3- 6
NEUTRAL	0- 1	0- 0	1- 0	0- 0	1- 1
NON-CONFERENCE	0- 1	1- 1	6- 1	5- 0	10- 3

RPI 1-50					RPI 51-100					Team's RPI: 79					RPI 101-200					RPI 201+				
RPI	S	Opponent	Score			RPI	S	Opponent	Score			RPI	S	Opponent	Score			RPI	s	Opponent	Score			
2	N	Villanova	52	69	1127	56	H	VCU	77	64	1215	109	A	North Carolina St.	90	83	0127	208	H	Colgate	76	60	1223	
6	H	Virginia	68	64	0109	65	A	Florida St.	86	80	0217	117	H	Wake Forest	71	66	0210	237	A	Tulane	76	68	1205	
8	H	Miami (FL)	68	75	0207	73	A	Georgia	61	75	1219	119	H	ETSU	68	69	1122	336	H	Southeastern La.	75	62	1221	
13	H	Duke	71	80	0202	94	A	Clemson	52	66	0213	120	H	Virginia Tech	77	78	0116							
14	A	North Carolina	78	86	0102							125	H	Tennessee	69	67	1116							
20	A	Notre Dame	64	72	0113							134	H	Green Bay	107	77	1119							
29	H	Louisville	71	75	0123							137	N	Arkansas	83	73	1126							
41	A	Syracuse	57	60	0130							142	H	Duquesne	73	67	1229							
45	A	Pittsburgh	84	89	0106							192	H	Cornell	116	81	1113							
												194	H	Wofford	77	61	1201							

Non-Div I Games:

Middle Tennessee.

Average RPI Win:

125

WON-LOST
RECORD

WINNING
PCT. RANK

STRENGTH OF
SCHEDULE

OPP. STRENGTH
OF SCHEDULE

TEAM
RPI

SOS w/in Conf

Average RPI Loss:

64

.60931

(10)

DIV. I ONLY

DIV. I NON-CONF.

14- 13

10- 3

165

50

17

28

25

109

81

24

RPI 1-50

OVERALL

HOME

AWAY

NEUTRAL

NON-CONFERENCE

3- 6

3- 2

0- 4

0- 0

1- 1

RPI 51-100

3- 5

2- 2

1- 3

0- 0

3- 0

RPI 101-200

6- 1

3- 0

2- 0

1- 1

4- 1

RPI 150+

5- 1

4- 1

1- 0

0- 0

3- 1

TOTALS

14- 13

10- 5

3- 7

1- 1

10- 3

RPI 1-50

RPI S Opponent Score

3 H Oregon74 91 0131

9 A Kentucky58 72 1212

22 A Southern California65 75 0107

22 H Southern California74 67 0212

24 H Arizona82 94 0103

24 A Arizona61 99 0217

25 H Texas A&M67 54 1205

28 A California70 75 0121

38 H Oregon St.86 68 0128

RPI 51-100

RPI S Opponent Score

62 H Washington85 89 0116

62 A Washington83 95 0203

69 A UCLA74 81 0109

69 H UCLA65 78 0214

74 A Stanford73 75 0123

83 A Creighton79 77 1202

93 H UC Santa Barbara70 68 1129

99 H Belmont83 74 1116

RPI 101-200

RPI S Opponent Score

103 H Stephen F. Austin80 73 1222

109 N North Carolina St.79 76 1123

116 N Marquette73 78 1124

145 A UNLV66 56 1216

162 H CSU Bakersfield75 59 1228

188 H Washington St.84 73 0114

188 A Washington St.67 55 0206

RPI 201+

RPI s Opponent Score

227 H Houston Baptist98 79 1219

267 H Sacramento St.63 66 1113

271 H Kennesaw St.91 53 1118

A
r
i
z
o
n
a
S
t
.

A
r
i
z
o
n
a
S
t
.

Non-Div I Games:

DIV. I ONLY

DIV. I NON-CONF.

16- 10

7- 6

107

161

74

215

41

102

82

211

RPI 1-50

OVERALL

HOME

AWAY

NEUTRAL

NON-CONFERENCE

3- 5

2- 2

1- 3

0- 0

0- 1

RPI 51-100

3- 2

2- 0

1- 2

0- 0

0- 2

RPI 101-200

5- 3

4- 1

1- 0

0- 2

2- 3

RPI 150+

7- 0

7- 0

0- 0

0- 0

6- 0

TOTALS

16- 10

13- 3

3- 5

0- 2

7- 6

RPI 1-50

RPI

S

Opponent

Score

4

H

Oklahoma

75

77

0130

9

H

Kentucky

85

67

0105

25

A

Texas A&M

57

71

0119

25

H

Texas A&M

76

71

0213

30

A

Florida

62

68

0109

32

A

Alabama

72

70

0123

32

H

Alabama

69

76

0217

34

A

South Carolina

83

94

0210

RPI 51-100

RPI

S

Opponent

Score

64

A

Vanderbilt

90

82

0102

73

H

Georgia

89

85

0126

87

H

Ole Miss

90

81

0113

89

A

Houston

98

105

1213

97

A

Col. of Charleston

58

70

1130

Team's RPI:

82

RPI 101-200

RPI

S

Opponent

Score

109

N

North Carolina St.

72

83

1124

116

N

Marquette

80

81

1123

117

H

Wake Forest

71

77

1229

130

A

Auburn

80

68

0202

137

H

Arkansas

76

74

0116

140

H

Oral Roberts

100

77

1219

165

H

Mississippi St.

88

77

0206

174

H

North Florida

119

108

1202

RPI 201+

RPI

s

Opponent

Score

215

H

Gardner-Webb

78

57

1216

245

H

South Ala.

78

66

1119

263

H

American

79

51

1222

271

H

Kennesaw St.

91

69

1116

341

H

McNeese St.

81

70

1113

Non-Div I Games:

C
r
e
i
g
h
t
o
n

Loss, Non-Conf, S Site, H Home, A Away, N Neutral

DIV. I ONLY

DIV. I NON-CONF.

18- 8

9- 3

65

61

131

193

98

73

84

97

RPI 1-50

OVERALL0- 1

HOME0- 0

AWAY0- 0

NEUTRAL0- 1

NON-CONFERENCE0- 1

RPI 51-100

3- 4

1- 2

2- 2

0- 0

0- 0

RPI 101-200

8- 2

3- 2

5- 0

0- 0

5- 1

RPI 150+

10- 1

7- 1

3- 0

0- 0

6- 1

TOTALS

18- 8

9- 5

9- 2

0- 1

9- 3

RPI 1-50

RPI S Opponent Score

10 N West Virginia73 86 1116

RPI 51-100

Team's RPI: 84

RPI S Opponent Score

58 A William & Mary62 68 0131

63 H UNCW73 78 0128

63 A UNCW68 78 0213

76 A Hofstra86 82 0116

76 H Hofstra98 95 0207

97 H Col. of Charleston62 65 1231

97 A Col. of Charleston56 52 0211

RPI 101-200

RPI S Opponent Score

123 A Richmond87 75 1113

129 A Marshall89 75 1127

129 H Marshall107 84 1206

132 H Elon73 79 0107

132 A Elon82 64 0123

135 A Northeastern75 63 0114

140 H Oral Roberts64 74 1121

161 A Radford70 68 1130

166 H Towson73 59 0109

180 H George Mason69 46 1212

RPI 201+

RPI s Opponent Score

201 H East Carolina67 61 1220

207 H Western Mich.63 57 1203

228 H UT Martin75 78 1122

239 H Mt. St. Mary's73 53 1222

258 H FIU64 61 1120

260 H Drexel68 45 0121

260 A Drexel78 56 0204

261 A Delaware73 63 0102

Non-Div I Games: East. Mennonite 106 74

Georgetown

(OFFICIAL) Through Games Of Games Through February 17, 2016

Average RPI Win: 164

WON-LOST RECORD

WINNING PCT. RANK

STRENGTH OF SCHEDULE

OPP. STRENGTH OF SCHEDULE

TEAM RPI

SOS w/in Conf .60217 (9)

DIV. I ONLY

DIV. I NON-CONF.

14- 13

165

25

44

86

7- 6

161

32

65

108

RPI 1-50

RPI 51-100

RPI 101-200

RPI 150+

TOTALS

OVERALL

HOME

AWAY

NEUTRAL

NON-CONFERENCE

3- 9

2- 2

3- 2

8- 2

14- 13

1- 4

2- 0

2- 2

5- 2

9- 6

1- 4

0- 2

1- 0

3- 0

4- 6

1- 1

0- 0

4- 2

7- 6

RPI 1-50

RPI 51-100

Team's RPI: 86

RPI 101-200

RPI 201+

RPI S Opponent Score

RPI S Opponent Score

RPI S Opponent Score

RPI s Opponent Score

2 H Villanova 50 55 0116

5 A Xavier 81 72 0119

7 A Maryland 71 75 1117

13 N Duke 84 86 1122

36 H Monmouth 68 83 1215

37 H Providence 69 73 0130

37 A Providence 72 75 0213

41 H Syracuse 79 72 1205

42 A Seton Hall 61 69 0206

42 H Seton Hall 64 72 0217

44 A UConn 62 68 0123

49 N Wisconsin 71 61 1120

59 A Butler 76 87 0202

63 H UNCW 87 82 1212

83 A Creighton 66 79 0105

83 H Creighton 74 73 0126

116 H Marquette 80 70 0102

159 H UNC Asheville 73 79 1219

161 H Radford 80 82 1114

172 A DePaul 70 58 1230

172 H DePaul 74 63 0109

211 A St. John's (NY) 93 73 0113

211 H St. John's (NY) 92 67 0208

238 A Charlotte 62 59 1222

295 H UMES 68 49 1201

311 H Brown 74 57 1207

322 H Bryant 77 47 1128

Georgetown

Non-Div I Games:

DIV. I ONLY				16- 10	107	126	52	87
DIV. I NON-CONF.				10- 3	50	281	156	94
RPI 1-50				RPI 51-100		RPI 101-200		RPI 150+
OVERALL				1- 6	2- 2	8- 2		9- 2
HOME				1- 2	2- 0	4- 0		4- 0
AWAY				0- 3	0- 2	3- 1		4- 1
NEUTRAL				0- 1	0- 0	1- 1		1- 1
NON-CONFERENCE				0- 1	0- 1	5- 1		8- 1
TOTALS				16- 10		10- 2		5- 6
								1- 2
								10- 3

RPI 1-50				RPI 51-100				Team's RPI: 87				RPI 101-200				RPI 201+			
RPI	S	Opponent	Score	RPI	S	Opponent	Score					RPI	S	Opponent	Score	RPI	s	Opponent	Score
9	A	Kentucky	61 83 0102	64	H	Vanderbilt	85 78 0206					111	H	Louisiana Tech	99 80 1215	242	H	Ga. Southern	82 72 1116
25	A	Texas A&M	56 71 0216	71	A	Kansas St.	64 69 0130					130	H	Auburn	80 63 0127	280	H	Troy	83 80 1222
30	H	Florida	71 80 0116	73	H	Georgia	72 71 0109					136	A	Memphis	85 79 1218	296	A	Bradley	67 54 1128
30	A	Florida	72 77 0209	82	A	LSU	81 90 0113					137	H	Arkansas	76 60 0213	331	A	Southeast Mo. St.	75 64 1212
32	H	Alabama	74 66 0107									165	A	Mississippi St.	77 83 0123	337	H	Northwestern St.	90 76 1113
34	H	South Carolina	74 77 0119									166	N	Towson	76 60 1120				
42	N	Seton Hall	63 75 1122									166	H	Georgia St.	68 59 1125				
												169	A	Massachusetts	74 64 1205				
												180	N	George Mason	62 68 1119				
												191	A	Missouri	76 73 0203				

Non-Div I Games:

Average RPI Win:

242

WON-LOST
RECORDWINNING
PCT. RANKSTRENGTH OF
SCHEDULEOPP. STRENGTH
OF SCHEDULETEAM
RPI

SOS w/in Conf

Average RPI Loss:

146

.4463

(6)

DIV. I ONLY		21- 7	36	257	278	88		
DIV. I NON-CONF.		10- 4	75	247	280	84		
RPI 1-50		RPI 51-100		RPI 101-200		RPI 150+		TOTALS
OVERALL	0- 1	2- 2		5- 2		19- 4		21- 7
HOME	0- 0	2- 0		3- 0		10- 0		12- 0
AWAY	0- 1	0- 2		2- 2		9- 4		9- 7
NEUTRAL	0- 0	0- 0		0- 0		0- 0		0- 0
NON-CONFERENCE	0- 1	1- 1		2- 1		9- 2		10- 4

RPI 1-50				RPI 51-100				Team's RPI: 88				RPI 101-200				RPI 201+			
RPI	S	Opponent	Score	RPI	S	Opponent	Score	RPI	S	Opponent	Score	RPI	S	Opponent	Score	RPI	S	Opponent	Score
9	A	Kentucky	65 78 1113	53	A	Stony Brook	63 69 0122	170	H	New Hampshire	80 75 0112	208	H	Colgate	88 67 1119				
				53	H	Stony Brook	82 70 0217	170	A	New Hampshire	68 69 0211	212	A	South Fla.	61 63 1124				
				57	H	Yale	88 54 1129	173	A	Vermont	69 57 0109	244	H	Saint Francis (PA)	65 58 1219				
				92	A	Siena	70 78 1212	173	H	Vermont	75 71 0206	249	H	UMass Lowell	75 63 0127				
								177	A	Boston U.	64 69 1116	286	A	Quinnipiac	58 54 1201				
								183	H	NJIT	74 73 1127	292	A	Holy Cross	88 84 1205				
								192	A	Cornell	75 70 0102	293	H	Binghamton	80 59 0118				
												293	A	Binghamton	69 56 0208				
												294	A	St. Francis Brooklyn	71 66 1229				
												309	A	Maine	79 81 0115				
												309	H	Maine	108 64 0214				
												310	A	Marist	75 53 1209				
												315	H	Niagara	65 56 1223				
												323	A	Hartford	86 60 0130				
												335	H	UMBC	73 59 0106				
												335	A	UMBC	79 73 0203				

A
l
b
a
n
y
(
N
Y
)

Non-Div I Games: SUNY Oneonta 92 49

Houston

Non-Div I Games:

Long Beach
St.

Average RPI Win:

220

WON-LOST
RECORD

WINNING
PCT. RANK

Average RPI Loss:

95

STRENGTH OF
SCHEDULE

OPP. STRENGTH
OF SCHEDULE

TEAM
RPI

SOS w/in Conf

.48173

(7)

DIV. I ONLY

DIV. I NON-CONF.

20- 7

10- 2

41

32

212

253

156

270

91

76

RPI 1-50

OVERALL

HOME

AWAY

NEUTRAL

NON-CONFERENCE

0- 3

0- 1

0- 1

0- 1

0- 1

RPI 51-100

2- 0

1- 0

0- 0

1- 0

2- 0

RPI 101-200

5- 4

1- 1

4- 3

0- 0

2- 1

RPI 150+

15- 1

10- 0

4- 1

1- 0

7- 0

TOTALS

20- 7

11- 2

7- 4

2- 1

10- 2

RPI 1-50

RPI S Opponent Score

37 N Providence 64 74 1126

50 A Wichita St. 64 67 0106

50 H Wichita St. 65 78 0131

RPI 51-100

RPI S Opponent Score

72 N UC Irvine 75 56 1129

99 H Belmont 93 88 1121

RPI 101-200

RPI S Opponent Score

102 A Fresno St. 85 77 1220

107 A Illinois St. 66 55 0115

107 H Illinois St. 60 70 0211

115 A UNI 54 57 0203

128 A Southern Ill. 85 78 0128

137 A Arkansas 76 89 1208

168 H Indiana St. 70 62 1230

168 A Indiana St. 65 82 0124

182 A Murray St. 85 81 1205

RPI 201+

RPI s Opponent Score

202 H Norfolk St. 84 70 1217

219 H Loyola Chicago 74 66 0119

219 A Loyola Chicago 74 73 0214

223 A Missouri St. 76 59 0102

223 H Missouri St. 83 64 0206

265 N Santa Clara 69 57 1127

296 H Bradley 67 35 0109

300 H Alabama St. 88 56 1201

306 H Drake 84 65 0112

306 A Drake 80 74 0217

328 H Mississippi Val. 95 60 1212

331 H Southeast Mo. St. 80 65 1115

332 H Alabama A&M 91 70 1222

Non-Div I Games: Marian (IN) 84 59

U
C
S
a
n
t
a
B
a
r
b
a
r
a

■ Loss, ■ Non-Conf, S Site, H Home, A Away, N Neutral

C
l
e
m
s
o
n

Clemson				(OFFICIAL) Through Games Of Games Through February 17, 2016				SOS w/in Conf	
Average RPI Win:		163	WON-LOST	WINNING	STRENGTH OF	OPP. STRENGTH	TEAM		
Average RPI Loss:		77	RECORD	PCT. RANK	SCHEDULE	OF SCHEDULE	RPI		
								.65605	(5)
DIV. I ONLY				16- 10	107	103	46	94	
DIV. I NON-CONF.				7- 5	142	332	200	264	
RPI 1-50				RPI 51-100		RPI 101-200		RPI 150+	TOTALS
OVERALL				5- 5		2- 2		8- 2	16- 10
HOME				4- 3		1- 0		7- 0	13- 3
AWAY				1- 2		1- 1		0- 1	2- 6
NEUTRAL				0- 0		0- 1		1- 1	1- 1
NON-CONFERENCE				0- 2		1- 1		7- 2	7- 5
RPI 1-50				RPI 51-100		RPI 101-200		RPI 201+	
RPI	S	Opponent	Score	RPI	S	Opponent	Score	RPI	s Opponent
6	A	Virginia	62 69 0119	65	H	Florida St.	84 75 0102	206	H Boston College
8	H	Miami (FL)	76 65 0116	65	A	Florida St.	65 76 0130	213	H Texas Southern
13	H	Duke	68 63 0113	73	A	Georgia	48 71 1222	240	A Minnesota
14	A	North Carolina	69 80 1230	79	H	Georgia Tech	66 52 0213	262	N Rutgers
20	H	Notre Dame	83 89 0208					319	H N.C. Central
29	H	Louisville	66 62 0110					330	H USC Upstate
32	H	Alabama	50 51 1213					340	H Presbyterian
34	H	South Carolina	59 65 1218					345	H UTSA
41	A	Syracuse	74 73 0105						
45	H	Pittsburgh	73 60 0127						

C
l
e
m
s
o
n

Non-Div I Games:

DIV. I ONLY

DIV. I NON-CONF.

20- 4

12- 2

12

18

271

200

283

303

95

64

RPI 1-50

OVERALL

HOME

AWAY

NEUTRAL

NON-CONFERENCE

1- 1

0- 0

1- 1

0- 0

1- 1

RPI 51-100

1- 0

0- 0

0- 0

1- 0

1- 0

RPI 101-200

6- 2

5- 1

0- 1

1- 0

4- 1

RPI 150+

16- 1

11- 1

5- 0

0- 0

9- 0

TOTALS

20- 4

12- 2

6- 2

2- 0

12- 2

RPI 1-50

RPI

S

Opponent

Score

29

A

Louisville

63

111

1205

48

A

San Diego St.

52

45

1218

RPI 51-100

RPI

S

Opponent

Score

89

N

Houston

78

69

1221

RPI 101-200

RPI

S

Opponent

Score

121

H

New Mexico St.

79

75

0109

121

A

New Mexico St.

50

70

0204

129

N

Marshall

85

81

1222

131

H

Omaha

104

108

1213

156

H

Central Mich.

75

72

1203

162

H

CSU Bakersfield

70

64

0128

185

H

Southern U.

70

56

1208

189

H

Hampton

63

51

1130

RPI 201+

RPI

s

Opponent

Score

252

H

Alcorn

79

46

1119

253

H

Utah Valley

99

88

0116

282

H

Seattle

57

59

0130

282

A

Seattle

71

60

0212

284

A

UMKC

85

78

0123

291

H

Portland St.

82

72

1113

305

A

SIUE

86

75

1228

308

H

Bethune-Cookman

74

53

0103

328

H

Mississippi Val.

94

60

1123

342

H

UTRGV

83

63

0107

342

A

UTRGV

64

58

0206

344

A

Chicago St.

90

65

0121

346

H

Delaware St.

88

59

1215

Team's RPI: 95

Non-Div I Games: Black Hills St. 88 72 Benedictine Mesa 95 71

DIV. I ONLY

DIV. I NON-CONF.

20- 5

9- 3

19

61

298

310

185

181

96

131

RPI 1-50

OVERALL

HOME

AWAY

NEUTRAL

NON-CONFERENCE

0- 0

0- 0

0- 0

0- 0

0- 0

RPI 51-100

1- 0

1- 0

0- 0

0- 0

0- 0

RPI 101-200

5- 4

2- 0

3- 2

0- 2

3- 3

RPI 150+

16- 1

11- 0

5- 1

0- 0

7- 0

TOTALS

20- 5

13- 0

7- 3

0- 2

9- 3

RPI 1-50

RPI S Opponent Score

80

H

Middle Tenn.

78 67 0103

RPI 51-100

Team's RPI: 96

Score

78 67 0103

RPI 101-200

RPI S Opponent Score

103

H

Stephen F. Austin

76 66 1229

107

A

Illinois St.

74 61 1205

111

A

Louisiana Tech

76 85 0213

120

N

Virginia Tech

77 82 1128

129

A

Marshall

81 78 0130

130

A

Auburn

74 75 1113

147

N

Illinois

58 72 1127

166

H

Georgia St.

64 57 1201

179

A

Old Dominion

72 71 0114

RPI 201+

RPI s Opponent Score

204

A

Western Ky.

62 69 0128

209

H

UTEP

87 80 0109

212

A

South Fla.

79 68 1219

238

A

Charlotte

74 72 0116

258

H

FIU

74 69 0204

273

H

Rice

82 70 0121

280

A

Troy

79 63 1119

282

H

Seattle

79 73 1213

285

H

Fla. Atlantic

104 67 0206

288

A

Southern Miss.

80 77 0211

297

H

North Texas

78 57 0123

300

H

Alabama St.

72 70 1116

313

H

Jacksonville St.

61 55 1122

330

H

USC Upstate

96 54 1216

345

H

UTSA

104 82 0107

Non-Div I Games: Hiwassee 116 43

DIV. I ONLY

DIV. I NON-CONF.

15- 9

7- 3

102

77

118

128

121

231

97

75

RPI 1-50

OVERALL0- 1

HOME0- 0

AWAY0- 1

NEUTRAL0- 0

NON-CONFERENCE0- 1

RPI 51-100

3- 5

2- 2

1- 3

0- 0

1- 1

RPI 101-200

5- 2

2- 2

3- 0

0- 0

1- 1

RPI 150+

10- 2

6- 1

4- 1

0- 0

6- 1

TOTALS

15- 9

9- 4

6- 5

0- 0

7- 3

RPI 1-50

RPI S Opponent Score

8 A Miami (FL) 63 85 1219

RPI 51-100

Team's RPI: 97

RPI S Opponent Score

58 A William & Mary 70 78 0102

58 H William & Mary 61 63 0114

63 A UNCW 55 65 0130

66 A Davidson 81 82 1121

76 H Hofstra 72 61 0107

82 H LSU 70 58 1130

84 A James Madison 65 62 1231

84 H James Madison 52 56 0211

RPI 101-200

RPI S Opponent Score

132 H Elon 64 65 0116

132 A Elon 66 62 0213

135 H Northeastern 68 61 0128

166 A Towson 40 37 0121

166 H Towson 65 47 0204

175 H Coastal Caro. 61 67 1124

190 A Navy 72 58 1116

RPI 201+

RPI s Opponent Score

201 H East Carolina 77 73 1207

222 H Western Caro. 57 56 1127

234 H South Carolina St. 74 54 1113

260 A Drexel 54 61 0109

260 H Drexel 60 38 0206

261 H Delaware 59 58 0123

298 A The Citadel 82 74 1205

318 A Campbell 86 68 1222

Non-Div I Games: North Greenville 89 52

DIV. I ONLY

DIV. I NON-CONF.

15- 10

7- 4

117

103

114

95

102

82

98

81

RPI 1-50

RPI 51-100

RPI 101-200

RPI 150+

TOTALS

OVERALL

HOME

AWAY

NEUTRAL

NON-CONFERENCE

1- 4

1- 1

0- 1

0- 2

1- 3

1- 0

0- 0

0- 0

1- 0

1- 0

7- 6

4- 1

3- 5

0- 0

0- 1

9- 3

7- 0

2- 3

0- 0

5- 1

15- 10

10- 2

4- 6

1- 2

7- 4

RPI 1-50

RPI 51-100

Team's RPI: 98

RPI 101-200

RPI 201+

RPI

S

Opponent

Score

RPI

S

Opponent

Score

RPI

S

Opponent

Score

RPI

s

Opponent

Score

3

H

Oregon

74 72 1212

72

N

UC Irvine

71 64 1126

102

H

Fresno St.

81 70 0109

232

H

Loyola Marymount

67 66 1209

18

N

Michigan St.

67 77 1127

112

A

Nevada

74 67 0113

248

A

Portland

81 71 1205

24

A

Arizona

76 88 1119

114

H

New Mexico

83 88 0130

277

H

UC Davis

64 56 1230

24

N

Arizona

59 68 1129

114

A

New Mexico

78 80 0217

296

H

Bradley

90 70 1220

48

H

San Diego St.

53 56 0116

144

A

Utah St.

76 61 0105

299

H

San Jose St.

94 69 0120

144

H

Utah St.

70 67 0202

316

H

Northern Ariz.

101 81 1116

145

A

UNLV

77 87 0127

155

A

Montana

72 74 1113

181

A

Wyoming

81 71 0123

181

H

Wyoming

94 71 0213

184

H

Colorado St.

84 80 0102

184

A

Colorado St.

93 97 0210

199

A

Air Force

53 61 0206

Non-Div I Games: Willamette 100 36 Concordia Portland 100 53

DIV. I ONLY		17- 9	81	198	192	99
DIV. I NON-CONF.		7- 6	161	109	129	80
<hr/>						
RPI 1-50		RPI 51-100		RPI 101-200		RPI 150+
OVERALL	0- 0	1- 5		4- 2		13- 2
HOME	0- 0	1- 0		3- 0		6- 1
AWAY	0- 0	0- 5		1- 2		6- 1
NEUTRAL	0- 0	0- 0		0- 0		1- 0
NON-CONFERENCE	0- 0	1- 5		1- 0		5- 1
<hr/>						
RPI 1-50		RPI 51-100		RPI 101-200		RPI 201+
RPI S	Opponent	RPI S	Opponent	RPI S	Opponent	RPI s Opponent
Score		Team's RPI: 99		Score		Score
67	A BYU	81	95 1128	110	A Tennessee Tech 79 89 0130	204 H Western Ky. 90 85 1118
68	A Valparaiso	57	61 1203	116 A Marquette 83 80 1113		216 H Eastern Ky. 78 88 0206
68	H Valparaiso	85	81 1228	139 H Tennessee St. 103 95 0124		228 A UT Martin 82 72 0121
80	A Middle Tenn.	62	83 1217	149 H Morehead St. 73 67 0204		236 H Austin Peay 76 58 0116
81	A Arizona St.	74	83 1116	149 A Morehead St. 77 78 0213		245 N South Ala. 98 85 1123
91	A Evansville	88	93 1121	182 H Murray St. 81 73 0114		254 A Cleveland St. 65 67 1219
						259 H Lipscomb 105 89 1201
						259 A Lipscomb 93 84 1207
						271 A Kennesaw St. 80 55 1124
						281 H Eastern Ill. 85 59 0109
						305 A SIUE 85 77 0106
						313 A Jacksonville St. 72 63 0128
						313 H Jacksonville St. 81 73 0210
						331 A Southeast Mo. St. 92 82 1231

Non-Div I Games:	Ouachita Baptist	80	54
-------------------------	-------------------------	-----------	-----------

DIV. I ONLY				15- 9	102	144	123	102
DIV. I NON-CONF.				7- 4	103	180	249	132
RPI 1-50				RPI 51-100		RPI 101-200		RPI 150+
OVERALL				1- 3	0- 2	8- 3		10- 2
HOME				1- 0	0- 1	5- 1		7- 0
AWAY				0- 3	0- 1	3- 2		3- 2
NEUTRAL				0- 0	0- 0	0- 0		0- 0
NON-CONFERENCE				0- 2	0- 1	2- 1		6- 1
TOTALS								15- 9
								11- 2
								4- 7
								0- 0
								7- 4

RPI 1-50				RPI 51-100				RPI 101-200				RPI 201+			
RPI	S	Opponent	Score	RPI	S	Opponent	Score	RPI	S	Opponent	Score	RPI	s	Opponent	Score
3	A	Oregon	73 78 1130	91	H	Evansville	77 85 1220	106	H	Pepperdine	69 66 1113	225	H	San Francisco	78 71 1119
24	A	Arizona	72 85 1209	98	A	Boise St.	70 81 0109	112	H	Nevada	85 63 0106	264	H	Pacific	71 52 1212
48	A	San Diego St.	67 73 0119					112	A	Nevada	72 77 0213	273	A	Rice	82 65 1122
48	H	San Diego St.	58 57 0210					114	H	New Mexico	62 77 0102	299	H	San Jose St.	81 74 0116
								145	A	UNLV	69 66 1230	299	A	San Jose St.	53 65 0203
								145	H	UNLV	111 104 0206	343	H	Lamar	80 72 1116
								162	H	CSU Bakersfield	76 68 1216	346	H	Delaware St.	80 59 1127
								181	H	Wyoming	71 60 0126				
								181	A	Wyoming	79 75 0217				
								197	A	Cal Poly	65 77 1205				
								199	A	Air Force	56 55 0123				

Non-Div I Games:	Master's	84	72	Pacific Union	89	46
------------------	----------	----	----	---------------	----	----

Stephens, F. A. Austin

Average RPI Win: **208**
Average RPI Loss: **91**

WON-LOST
RECORD

WINNING
PCT. RANK

STRENGTH OF
SCHEDULE

OPP. STRENGTH
OF SCHEDULE

TEAM
RPI

SOS w/in Conf
.46289 (9)

DIV. I ONLY				16- 11				125				106				134				107			
DIV. I NON-CONF.				5- 7				210				3				137				115			
RPI 1-50				RPI 51-100				RPI 101-200				RPI 150+				TOTALS							
OVERALL				1- 5				1- 2				5- 3				11- 3				16- 11			
HOME				1- 1				0- 2				5- 0				7- 0				11- 3			
AWAY				0- 3				1- 0				0- 2				4- 2				5- 6			
NEUTRAL				0- 1				0- 0				0- 1				0- 1				0- 2			
NON-CONFERENCE				0- 5				0- 1				3- 1				3- 1				5- 7			

RPI 1-50				RPI 51-100				RPI 101-200				RPI 201+			
RPI	S	Opponent	Score	RPI	S	Opponent	Score	RPI	S	Opponent	Score	RPI	s	Opponent	Score
7	N	Maryland	66 77 1124	91	H	Evansville	55 66 0115	115	H	UNI	76 67 0123	219	H	Loyola Chicago	54 52 0106
9	A	Kentucky	63 75 1130	91	A	Evansville	70 60 0211	128	A	Southern Ill.	78 81 0112	219	A	Loyola Chicago	78 70 0203
23	A	Saint Joseph's	65 79 1219	96	H	UAB	61 74 1205	139	H	Tennessee St.	66 55 1222	223	H	Missouri St.	74 61 1230
43	H	South Dakota St.	67 83 1119					149	H	Morehead St.	67 66 1116	223	A	Missouri St.	81 84 0130
48	A	San Diego St.	60 71 1113					164	N	TCU	60 71 1125	227	H	Houston Baptist	72 56 1121
50	H	Wichita St.	58 53 0206					168	A	Indiana St.	65 77 0109	296	A	Bradley	55 52 0120
								168	H	Indiana St.	78 50 0217	296	H	Bradley	75 60 0214
								182	H	Murray St.	63 61 1213	306	A	Drake	67 62 0103
												306	H	Drake	76 64 0126
												347	A	Ill.-Chicago	72 60 1216

Non-Div I Games: Quincy 73 63

DIV. I ONLY

DIV. I NON-CONF.

13- 12

6- 6

159

173

78

90

112

146

108

137

RPI 1-50

OVERALL

HOME

AWAY

NEUTRAL

NON-CONFERENCE

0- 5

0- 1

0- 4

0- 0

0- 3

RPI 51-100

0- 3

0- 2

0- 1

0- 0

0- 2

RPI 101-200

7- 3

3- 1

3- 2

1- 0

1- 1

RPI 150+

9- 2

6- 0

1- 2

2- 0

6- 1

TOTALS

13- 12

7- 4

4- 8

2- 0

6- 6

RPI 1-50

RPI

S

Opponent

Score

13

A

Duke

59

82

1205

17

A

Iowa St.

63

84

1207

23

A

Saint Joseph's

67

89

1118

40

H

Akron

71

75

0105

40

A

Akron

70

80

0216

RPI 51-100

RPI

S

Opponent

Score

51

H

St. Bonaventure

58

60

1202

56

A

VCU

69

90

1222

77

H

Ohio

75

94

0212

RPI 101-200

RPI

S

Opponent

Score

104

A

Northern Ill.

90

78

0202

105

A

Kent St.

76

67

0108

143

A

Toledo

73

68

0130

143

H

Toledo

69

71

0209

146

A

Eastern Mich.

69

81

0112

146

H

Eastern Mich.

80

70

0206

156

H

Central Mich.

74

61

0116

157

H

Ball St.

76

64

0126

173

N

Vermont

77

71

1122

179

A

Old Dominion

58

77

1116

RPI 201+

RPI

s

Opponent

Score

207

A

Western Mich.

71

91

0123

217

H

Canisius

98

96

1128

241

A

Miami (OH)

77

60

0119

261

H

Delaware

99

79

1229

270

H

Montana St.

80

73

1219

293

H

Binghamton

80

64

1212

338

N

N.C. A&T

86

68

1121

Team's RPI: 108

Non-Div I Games: Pitt.-Bradford 109 49

Average RPI Win:		Louisiana Tech		(OFFICIAL) Through Games Of Games Through February 17, 2016		SOS w/in Conf	
Average RPI Loss:		221	WON-LOST	WINNING	STRENGTH OF	OPP. STRENGTH	TEAM
		207	RECORD	PCT. RANK	SCHEDULE	OF SCHEDULE	RPI
							.42199 (14)
DIV. I ONLY		17- 6	42	254	269	111	
DIV. I NON-CONF.		9- 2	43	189	319	50	
RPI 1-50		RPI 51-100		RPI 101-200		RPI 150+	TOTALS
OVERALL	0- 0	4- 1		2- 2		12- 4	17- 6
HOME	0- 0	3- 0		2- 1		8- 1	12- 1
AWAY	0- 0	1- 1		0- 1		4- 3	5- 5
NEUTRAL	0- 0	0- 0		0- 0		0- 0	0- 0
NON-CONFERENCE	0- 0	2- 1		2- 1		6- 0	9- 2
RPI 1-50		RPI 51-100		RPI 101-200		RPI 201+	
RPI S Opponent Score		RPI S Opponent Score		RPI S Opponent Score	Team's RPI: 111	RPI s Opponent Score	
		75 A Ohio St. 82 74 1124		127 H La.-Lafayette 91 79 1212		209 H UTEP 78 70 0131	
		80 H Middle Tenn. 73 63 0211		136 A Memphis 68 94 1201		218 H Jackson St. 95 88 1204	
		87 A Ole Miss 80 99 1215		179 H Old Dominion 53 56 0107		224 A FGCU 66 63 1222	
		96 H UAB 85 76 0213		185 H Southern U. 83 76 1218		238 H Charlotte 93 90 0109	
		100 H UT Arlington 80 68 1117				258 A FIU 74 88 0114	
						273 A Rice 90 78 0204	
						285 A Fla. Atlantic 61 63 0116	
						288 H Southern Miss. 87 57 0102	
						288 A Southern Miss. 70 59 0123	
						297 A North Texas 69 80 0206	
						319 H N.C. Central 71 50 1127	
						345 H UTSA 85 75 0128	
						348 H Prairie View 77 58 1228	
						349 A Grambling 86 67 1121	

Non-Div I Games:	Millsaps	95	33	LSU-Shreveport	82	49
------------------	----------	----	----	----------------	----	----

DIV. I ONLY

DIV. I NON-CONF.

14- 9

6- 4

113

132

173

262

118

222

112

136

RPI 1-50

OVERALL

HOME

AWAY

NEUTRAL

NON-CONFERENCE

0- 3

0- 1

0- 2

0- 0

0- 2

RPI 51-100

0- 2

0- 1

0- 1

0- 0

0- 1

RPI 101-200

8- 3

4- 0

3- 3

1- 0

1- 0

RPI 150+

11- 2

5- 0

4- 2

2- 0

6- 1

TOTALS

14- 9

7- 2

5- 7

2- 0

6- 4

RPI 1-50

RPI 51-100

RPI 101-200

Team's RPI: 112

RPI 201+

RPI

S

Opponent

Score

38

A

Oregon St.

62 66 1205

48

H

San Diego St.

54 57 0126

50

A

Wichita St.

69 98 1222

RPI

S

Opponent

Score

85

A

Hawaii

75 76 1116

98

H

Boise St.

67 74 0113

RPI

S

Opponent

Score

102

A

Fresno St.

63 85 0106

102

H

Fresno St.

77 72 0213

114

A

New Mexico

76 88 1230

144

A

Utah St.

89 84 0130

145

H

UNLV

65 63 0123

175

N

Coastal Caro.

73 56 1113

181

H

Wyoming

71 68 0102

181

A

Wyoming

75 69 0120

184

A

Colorado St.

67 76 0206

199

A

Air Force

86 63 0109

199

H

Air Force

72 52 0210

RPI

s

Opponent

Score

264

A

Pacific

85 82 1121

265

H

Santa Clara

72 69 1218

270

N

Montana St.

83 62 1115

289

A

Cal St. Fullerton

66 75 1128

291

H

Portland St.

76 73 1125

299

A

San Jose St.

61 55 0217

306

H

Drake

79 71 1212

Non-Div I Games: Fresno Pacific 119 70 Holy Names 108 57

DIV. I ONLY

DIV. I NON-CONF.

16- 10

7- 6

107

161

135

142

93

56

114

164

RPI 1-50

OVERALL 0- 3

HOME 0- 0

AWAY 0- 3

NEUTRAL 0- 0

NON-CONFERENCE 0- 2

RPI 51-100

2- 1

1- 0

1- 0

0- 1

0- 1

RPI 101-200

9- 5

7- 1

2- 2

0- 2

4- 2

RPI 150+

6- 3

5- 2

1- 0

0- 1

3- 2

TOTALS

16- 10

12- 2

4- 5

0- 3

7- 6

RPI 1-50

RPI S Opponent Score

19 A Purdue 58 70 1205

22 A Southern California 82 90 1121

48 A San Diego St. 71 78 0206

RPI 51-100

RPI S Opponent Score

67 N BYU 66 96 1223

98 A Boise St. 88 83 0130

98 H Boise St. 80 78 0217

RPI 101-200

Team's RPI: 114

RPI S Opponent Score

102 A Fresno St. 77 62 0102

112 H Nevada 88 76 1230

115 H UNI 76 57 1212

121 A New Mexico St. 83 74 1115

121 H New Mexico St. 79 61 1216

130 N Auburn 78 83 1222

140 H Oral Roberts 91 75 1201

144 H Utah St. 77 59 0109

144 A Utah St. 72 80 0209

145 A UNLV 74 86 0112

145 H UNLV 87 83 0202

181 H Wyoming 68 70 0116

188 N Washington St. 59 82 1225

199 H Air Force 84 55 0127

RPI 201+

RPI s Opponent Score

213 H Texas Southern 86 57 1113

219 H Loyola Chicago 75 51 1118

273 H Rice 89 90 1219

299 A San Jose St. 83 64 0123

299 H San Jose St. 74 58 0213

321 H Nicholls St. 75 63 1125

Non-Div I Games:

DIV. I ONLY

DIV. I NON-CONF.

15- 12

7- 5

149

142

127

36

116

59

115

60

RPI 1-50

OVERALL

HOME

AWAY

NEUTRAL

NON-CONFERENCE

3- 1

1- 1

1- 0

1- 0

2- 0

RPI 51-100

1- 2

1- 0

0- 1

0- 1

0- 2

RPI 101-200

4- 6

2- 1

1- 5

1- 0

3- 3

RPI 150+

9- 5

4- 2

4- 3

1- 0

4- 1

TOTALS

15- 12

8- 3

5- 8

2- 1

7- 5

RPI 1-50

RPI

S

Opponent

Score

14

H

North Carolina

71 67 1121

17

N

Iowa St.

81 79 1219

50

H

Wichita St.

55 74 0120

50

A

Wichita St.

53 50 0213

RPI 51-100

RPI

S

Opponent

Score

67

N

BYU

76 84 1225

85

A

Hawaii

52 68 1222

91

H

Evansville

57 54 0203

RPI 101-200

RPI

S

Opponent

Score

103

H

Stephen F. Austin

70 60 1117

107

A

Illinois St.

67 76 0123

114

A

New Mexico

57 76 1212

123

A

Richmond

67 82 1205

128

A

Southern Ill.

73 75 0102

128

H

Southern Ill.

67 58 0131

168

A

Indiana St.

60 74 0113

180

A

George Mason

73 65 1208

184

H

Colorado St.

78 84 1114

188

N

Washington St.

63 59 1223

RPI 201+

RPI

s

Opponent

Score

219

H

Loyola Chicago

41 51 0116

219

A

Loyola Chicago

56 59 0217

223

A

Missouri St.

58 59 0106

223

H

Missouri St.

83 69 0210

234

A

North Dakota

97 51 1128

296

H

Bradley

80 44 1230

296

A

Bradley

68 50 0127

297

H

North Texas

93 70 1130

306

H

Drake

77 44 0109

306

A

Drake

82 66 0206

Team's RPI: 115

Non-Div I Games: Dubuque

83 63

M
a
r
q
u
e
t
t
e

Marquette										(OFFICIAL) Through Games Of Games Through February 17, 2016																																																	
Average RPI Win:				194		WON-LOST RECORD				WINNING PCT. RANK				STRENGTH OF SCHEDULE				OPP. STRENGTH OF SCHEDULE				TEAM RPI				SOS w/in Conf																																	
Average RPI Loss:				55																		.63476 (6)																																					
DIV. I ONLY				16- 10		107								119				60				116																																					
DIV. I NON-CONF.				11- 2		19								320				163				142																																					
RPI 1-50										RPI 51-100										RPI 101-200										RPI 150+										TOTALS																			
OVERALL										3- 6										3- 3										1- 1										10- 1										16- 10									
HOME										1- 3										1- 2										1- 1										9- 1										11- 6									
AWAY										2- 3										0- 1										0- 0										1- 0										3- 4									
NEUTRAL										0- 0										2- 0										0- 0										0- 0										2- 0									
NON-CONFERENCE										1- 1										2- 1										1- 0										8- 0										11- 2									
RPI 1-50										RPI 51-100										RPI 101-200										Team's RPI: 116										RPI 201+																			
RPI	S	Opponent			Score			RPI	S	Opponent			Score			RPI	S	Opponent			Score			116	RPI	s	Opponent			Score																													
2	A	Villanova			68	83	0113	59	H	Butler			75	69	0130	171	H	IUPUI			75	71	1116	211	H	St. John's (NY)			81	75	0109																												
5	H	Xavier			66	74	0116	81	N	Arizona St.			78	73	1124	172	H	DePaul			56	57	0120	211	A	St. John's (NY)			78	73	0124																												
5	A	Xavier			82	90	0206	82	N	LSU			81	80	1123									218	H	Jackson St.			80	61	1129																												
15	H	Iowa			61	89	1119	83	H	Creighton			62	65	0213									299	H	San Jose St.			80	62	1208																												
37	A	Providence			65	64	0105	86	A	Georgetown			70	80	0102									301	H	Stetson			74	60	0127																												
37	H	Providence			96	91	0210	99	H	Belmont			80	83	1113									309	H	Maine			104	67	1205																												
42	H	Seton Hall			63	83	1230																	340	H	Presbyterian			84	66	1227																												
42	A	Seton Hall			62	79	0203																	344	H	Chicago St.			91	74	1221																												
49	A	Wisconsin			57	55	1212																	349	H	Grambling			95	49	1202																												

Average RPI Win:

168

WON-LOST
RECORDWINNING
PCT. RANKSTRENGTH OF
SCHEDULEOPP. STRENGTH
OF SCHEDULETEAM
RPI

SOS w/in Conf

Average RPI Loss:

52

.65794

(4)

DIV. I ONLY				10- 16				238				16				21				117			
DIV. I NON-CONF.				9- 3				61				104				39				65			
RPI 1-50				RPI 51-100				RPI 101-200				RPI 150+				TOTALS							
OVERALL				1- 9				2- 4				4- 3				5- 0				10- 16			
HOME				0- 4				0- 2				3- 1				3- 0				5- 7			
AWAY				0- 5				1- 1				1- 2				2- 0				3- 8			
NEUTRAL				1- 0				1- 1				0- 0				0- 0				2- 1			
NON-CONFERENCE				1- 1				2- 1				3- 1				5- 0				9- 3			

RPI 1-50					RPI 51-100					RPI 101-200					Team's RPI: 117					RPI 201+				
RPI	S	Opponent	Score		RPI	S	Opponent	Score		RPI	S	Opponent	Score		RPI	s	Opponent	Score		RPI	s	Opponent	Score	
5	H	Xavier	70	78	1222	64	N	Vanderbilt	64	86	1124	109	H	North Carolina St.	77	74	0110	262	A	Rutgers	69	68	1130	
6	H	Virginia	71	72	0126	65	H	Florida St.	71	91	0206	109	A	North Carolina St.	88	99	0213	287	H	UNCG	81	71	1215	
8	A	Miami (FL)	63	77	0123	69	N	UCLA	80	77	1125	120	A	Virginia Tech	91	93	0113	335	H	UMBC	78	73	1113	
13	H	Duke	75	91	0106	79	A	Georgia Tech	66	71	0210	123	H	Richmond	82	91	1118							
14	A	North Carolina	68	83	0120	82	A	LSU	77	71	1229	137	H	Arkansas	88	85	1204							
20	A	Notre Dame	62	85	0131	94	H	Clemson	62	76	0202	175	H	Coastal Caro.	83	77	1218							
29	A	Louisville	57	65	0103							193	A	Bucknell	90	82	1115							
35	N	Indiana	82	78	1123																			
41	H	Syracuse	55	83	0116																			
45	A	Pittsburgh	96	101	0216																			

Wake Forest

Wake Forest

Non-Div I Games:

O
a
k
l
a
n
d

Average RPI Win:		Oakland		WON-LOST		WINNING		(OFFICIAL) Through Games Of Games Through February 17, 2016		SOS w/in Conf	
Average RPI Loss:		221		RECORD		PCT. RANK		STRENGTH OF		OPP. STRENGTH	
		129						SCHEDULE		OF SCHEDULE	
								TEAM		RPI	
										.46882	
										(7)	
DIV. I ONLY		19- 9		76		228		172		118	
DIV. I NON-CONF.		9- 6		132		245		161		128	

DIV. I ONLY

DIV. I NON-CONF.

15- 10

5- 6

117

196

169

67

212

189

119

114

RPI 1-50

OVERALL0- 3

HOME0- 1

AWAY0- 2

NEUTRAL0- 0

NON-CONFERENCE0- 1

RPI 51-100

1- 1

0- 1

1- 0

0- 0

1- 1

RPI 101-200

3- 5

3- 0

0- 5

0- 0

2- 3

RPI 150+

11- 4

6- 0

5- 4

0- 0

2- 2

TOTALS

15- 10

9- 2

6- 8

0- 0

5- 6

RPI 1-50

RPI S Opponent Score

2 A Villanova51861120

33 A Chattanooga84940116

33 H Chattanooga68760213

RPI 51-100

RPI S Opponent Score

63 H UNCW73941128

79 A Georgia Tech69681122

RPI 101-200

Team's RPI: 119

RPI S Opponent Score

110 A Tennessee Tech61631202

125 A Tennessee67761222

134 H Green Bay103901117

138 H Mercer65630121

149 H Morehead St.75721230

154 A Furman70740130

159 A UNC Asheville64841215

194 A Wofford73870128

RPI 201+

RPI s Opponent Score

216 H Eastern Ky.87811218

222 A Western Caro.82660102

222 H Western Caro.83770215

256 A Samford81770114

256 H Samford94900211

278 A Charleston So.76771124

287 H UNCG86830109

287 A UNCG68650206

298 H The Citadel101920123

319 A N.C. Central72680104

333 H VMI88510111

333 A VMI71600204

Non-Div I Games:	Milligan	98	47	Averett	107	59
-------------------------	-----------------	-----------	-----------	----------------	------------	-----------

New Mexico Cost.

Richard

Loss, Non-Conf, S Site, H Home, A Away, N Neutral

A & M - Corpus Christi

DIV. I ONLY				12- 13	189	59	59	125
DIV. I NON-CONF.				7- 6	161	52	162	123
RPI 1-50				RPI 51-100		RPI 101-200		RPI 150+
OVERALL				3- 3		0- 5		5- 2
HOME				3- 1		0- 1		4- 0
AWAY				0- 1		0- 3		1- 2
NEUTRAL				0- 1		0- 1		0- 0
NON-CONFERENCE				0- 1		4- 2		4- 1
TOTALS				12- 13		11- 2		1- 8
								0- 3
								7- 6

RPI 1-50				RPI 51-100				RPI 101-200				Team's RPI: 125	RPI 201+			
RPI	S	Opponent	Score	RPI	S	Opponent	Score	RPI	S	Opponent	Score		RPI	s	Opponent	Score
9	H	Kentucky	84 77 0202	55	N	Gonzaga	79 86 1219	119	H	ETSU	76 67 1222		215	H	Gardner-Webb	89 64 1122
25	H	Texas A&M	88 92 0109	59	A	Butler	86 94 1212	129	H	Marshall	84 74 1119		229	H	Army West Point	95 80 1124
30	H	Florida	83 69 0106	64	H	Vanderbilt	74 88 0120	130	A	Auburn	77 83 0102		285	H	Fla. Atlantic	81 62 1216
32	A	Alabama	57 63 0126	73	A	Georgia	72 81 0113	130	H	Auburn	71 45 0209					
34	H	South Carolina	78 69 0123	79	A	Georgia Tech	67 69 1116	137	A	Arkansas	67 85 0206					
46	N	George Washington	70 73 1127					139	H	Tennessee St.	74 69 1229					
								150	N	Nebraska	71 82 1128					
								159	H	UNC Asheville	82 78 1113					
								164	A	TCU	63 75 0130					
								165	A	Mississippi St.	80 75 0116					
								191	A	Missouri	64 75 0213					

Non-Div I Games:

C
o
l
u
m
b
i
a

La.-Lafayette

Average RPI Win: 245

WON-LOST RECORD

WINNING PCT. RANK

(OFFICIAL) Through Games Of Games Through February 17, 2016

STRENGTH OF SCHEDULE

OPP. STRENGTH OF SCHEDULE

TEAM RPI

SOS w/in Conf .48379 (4)

DIV. I ONLY	12- 9	140	151	183	127
DIV. I NON-CONF.	2- 5	260	97	88	216

RPI 1-50

RPI 51-100

RPI 101-200

RPI 150+

TOTALS

OVERALL

HOME

AWAY

NEUTRAL

NON-CONFERENCE

0- 2

0- 0

0- 2

0- 0

0- 2

1- 3

1- 1

0- 2

0- 0

0- 1

2- 3

1- 0

1- 3

0- 0

0- 2

11- 2

8- 0

3- 2

0- 0

2- 0

12- 9

9- 1

3- 8

0- 0

2- 5

RPI 1-50					RPI 51-100					RPI 101-200					Team's RPI: 127					RPI 201+				
RPI	S	Opponent	Score		RPI	S	Opponent	Score		RPI	S	Opponent	Score		RPI	S	Opponent	Score						
8	A	Miami (FL)	77	93	1116	52	A	Little Rock	57	77	0107	106	A	Pepperdine	59	79	1218	242	A	Ga. Southern	74	65	0114	
32	A	Alabama	93	105	1120	52	H	Little Rock	64	68	0213	111	A	Louisiana Tech	79	91	1212	245	H	South Ala.	92	82	0121	
					69	A	UCLA	80	89	1215	160	A	La.-Monroe	70	81	1203	251	A	Arkansas St.	69	71	0109		
					100	H	UT Arlington	90	75	0130	160	H	La.-Monroe	72	65	0202	251	H	Arkansas St.	83	73	0211		
												166	A	Georgia St.	87	54	0116	269	H	Appalachian St.	79	58	0102	
																		269	A	Appalachian St.	87	76	0204	
																		280	H	Troy	88	65	0123	
																		290	H	Texas St.	80	54	0128	
																		325	H	New Orleans	79	69	1221	
																		341	H	McNeese St.	97	64	1209	

Non-Div I Games: Loyola (LA) 106 62 Louisiana Col. 108 68

Loss, Non-Conf, S Site, H Home, A Away, N Neutral

Page 127

GmDte OT

South
her
n
I
l
l
.

Non-Div I Games:

M
a
r
s
h
a
l
l

Average RPI Win:		Marshall		(OFFICIAL) Through Games Of Games Through February 17, 2016		SOS w/in Conf	
Average RPI Loss:		WON-LOST RECORD		WINNING PCT. RANK		STRENGTH OF SCHEDULE	
						OPP. STRENGTH OF SCHEDULE	
						TEAM RPI	
						.45283 (8)	
DIV. I ONLY		13- 12		159		110	
DIV. I NON-CONF.		4- 9		245		17	
						168	
						129	
						104	
						186	
RPI 1-50		RPI 51-100		RPI 101-200		RPI 150+	
OVERALL		1- 5		2- 2		12- 2	
HOME		1- 2		0- 0		6- 0	
AWAY		0- 2		1- 2		5- 2	
NEUTRAL		0- 1		1- 0		1- 0	
NON-CONFERENCE		0- 4		1- 2		4- 0	
TOTALS						13- 12	
						7- 3	
						5- 7	
						1- 2	
						4- 9	
RPI 1-50		RPI 51-100		RPI 101-200		Team's RPI: 129	
RPI	S	Opponent	Score	RPI	S	Opponent	Score
7	A	Maryland	67 87 1227	77	A	Ohio	70 85 1201
10	N	West Virginia	68 86 1217	80	H	Middle Tenn.	82 66 0128
40	H	Akron	65 75 1204	84	H	James Madison	75 89 1127
				84	A	James Madison	84 107 1206
				95	N	Grand Canyon	81 85 1222
				96	H	UAB	78 81 0130

DIV. I ONLY

DIV. I NON-CONF.

10- 15

6- 6

230

173

28

14

71

229

130

100

RPI 1-50

OVERALL

HOME

AWAY

NEUTRAL

NON-CONFERENCE

2- 4

2- 2

0- 2

0- 0

0- 2

RPI 51-100

1- 7

1- 2

0- 5

0- 0

1- 2

RPI 101-200

5- 3

2- 1

2- 2

1- 0

3- 1

RPI 150+

3- 2

2- 0

1- 1

0- 1

3- 1

TOTALS

10- 15

7- 5

2- 9

1- 1

6- 6

RPI 1-50

RPI S Opponent Score

5 A Xavier 61 85 1219

9 H Kentucky 75 70 0116

30 A Florida 63 95 0123

31 H Colorado 84 91 1117

32 H Alabama 83 77 0119

34 H South Carolina 69 81 0105

RPI 51-100

RPI S Opponent Score

64 A Vanderbilt 57 75 0112

64 H Vanderbilt 57 86 0213

73 A Georgia 55 65 0206

80 A Middle Tenn. 81 88 1212

82 H LSU 68 80 0202

85 A Hawaii 67 79 1225

87 A Ole Miss 63 80 0127

96 H UAB 75 74 1113

RPI 101-200

Team's RPI: 130

RPI S Opponent Score

114 N New Mexico 83 78 1222

125 H Tennessee 83 77 0102

125 A Tennessee 45 71 0209

137 A Arkansas 90 86 0217

138 H Mercer 78 71 1215

141 H Oklahoma St. 63 74 0130

175 A Coastal Caro. 81 78 1202

191 A Missouri 61 76 0109

RPI 201+

RPI s Opponent Score

233 N Harvard 51 69 1223

242 H Ga. Southern 92 62 1120

337 H Northwestern St. 119 81 1127

Non-Div I Games:

**E
l
o
n**

DIV. I ONLY		15- 10	117	221	196	133
DIV. I NON-CONF.		8- 4	90	296	320	125
RPI 1-50		RPI 51-100		RPI 101-200		RPI 150+
OVERALL	1- 1	1- 1		3- 7		12- 3
HOME	1- 0	1- 0		3- 1		6- 0
AWAY	0- 1	0- 1		0- 6		4- 3
NEUTRAL	0- 0	0- 0		0- 0		2- 0
NON-CONFERENCE	0- 1	0- 0		1- 2		8- 1
TOTALS		15- 10		9- 1		4- 9
						2- 0
						8- 4

RPI 1-50				RPI 51-100				RPI 101-200				Team's RPI: 133	RPI 201+			
RPI	S	Opponent	Score	RPI	S	Opponent	Score	RPI	S	Opponent	Score		RPI	s	Opponent	Score
17	A	Iowa St.	64 84 1201	78	A	IPFW	74 79 0121	131	H	Omaha	82 91 0107		210	H	Denver	75 49 0103
43	H	South Dakota St.	68 57 0116	78	H	IPFW	62 46 0206	131	A	Omaha	69 76 0213		234	A	North Dakota	69 67 1211
								140	A	Oral Roberts	65 66 0109		251	A	Arkansas St.	74 73 1204
								140	H	Oral Roberts	67 63 0204		255	A	Western Ill.	65 52 0123
								144	A	Utah St.	62 76 1223		255	H	Western Ill.	63 54 0217
								147	A	Illinois	74 80 1115		270	H	Montana St.	73 64 1216
								155	H	Montana	73 53 1125		274	N	Idaho St.	67 62 1221
								171	A	IUPUI	72 73 0131		277	A	UC Davis	79 71 1113
								178	H	South Dakota	66 65 0113		288	A	Southern Miss.	62 74 1206
								178	A	South Dakota	58 72 0211		338	H	N.C. A&T	77 56 1128
													342	N	UTRGV	68 50 1222

Non-Div I Games:	Northland	105 47	Valley City St.	69 49
------------------	-----------	--------	-----------------	-------

Average RPI Win:

232

WON-LOST
RECORDWINNING
PCT. RANKSTRENGTH OF
SCHEDULEOPP. STRENGTH
OF SCHEDULETEAM
RPI

.50685

(2)

DIV. I ONLY		14- 11	142	220	149	134
DIV. I NON-CONF.		8- 5	119	290	54	134
RPI 1-50		RPI 51-100		RPI 101-200		RPI 150+
OVERALL		1- 1	0- 3	3- 6		12- 3
HOME		1- 0	0- 0	2- 2		5- 0
AWAY		0- 1	0- 3	1- 4		7- 3
NEUTRAL		0- 0	0- 0	0- 0		0- 0
NON-CONFERENCE		1- 1	0- 2	1- 2		6- 0
TOTALS						14- 11
						6- 2
						8- 9
						0- 0
						8- 5

RPI 1-50				RPI 51-100				RPI 101-200				Team's RPI: 134	RPI 201+			
RPI	S	Opponent	Score	RPI	S	Opponent	Score	RPI	S	Opponent	Score		RPI	s	Opponent	Score
40	H	Akron	66 63 1124	68	A	Valparaiso	70 85 0116	118	H	Oakland	95 111 0123		203	H	Detroit	115 108 0125
49	A	Wisconsin	79 84 1223	74	A	Stanford	89 93 1113	118	A	Oakland	93 111 0213		203	A	Detroit	86 85 0211
				79	A	Georgia Tech	77 107 1119	119	A	ETSU	90 103 1117		254	A	Cleveland St.	87 67 0107
								143	H	Toledo	69 71 1206		257	A	Youngstown St.	93 103 0109
								149	A	Morehead St.	78 72 1228		264	H	Pacific	93 88 1215
								153	A	Milwaukee	94 95 0129		275	H	Northern Ky.	86 70 0102
								153	H	Milwaukee	70 68 0215		275	A	Northern Ky.	85 78 0204
								158	H	Wright St.	76 68 0104		281	A	Eastern Ill.	81 72 1128
								158	A	Wright St.	60 79 0206		305	A	SIUE	87 69 1130
													344	A	Chicago St.	99 66 0119
													347	A	Ill.-Chicago	78 76 0114

G
r
e
e
n
B
a
y

Non-Div I Games: Minn. Duluth 94 74 Wis.-Superior 108 57

DIV. I ONLY

DIV. I NON-CONF.

13- 13

7- 5

168

142

105

141

111

111

135

96

OVERALL

HOME

AWAY

NEUTRAL

NON-CONFERENCE

RPI 1-50

1- 1

0- 1

1- 0

0- 0

1- 1

RPI 51-100

2- 6

1- 4

1- 2

0- 0

1- 0

RPI 101-200

4- 3

1- 2

3- 1

0- 0

2- 1

RPI 150+

9- 4

4- 1

3- 3

2- 0

5- 3

TOTALS

13- 13

5- 7

6- 6

2- 0

7- 5

RPI 1-50

RPI S Opponent Score

8 A Miami (FL) 78 77 1127

18 H Michigan St. 58 78 1219

RPI 51-100

RPI S Opponent Score

53 H Stony Brook 75 62 1212

58 A William & Mary 60 78 0109

58 H William & Mary 77 86 0204

63 A UNCW 65 63 0102

63 H UNCW 73 90 0206

76 H Hofstra 92 96 0121

84 H James Madison 63 75 0114

97 A Col. of Charleston 61 68 0128

RPI 101-200

Team's RPI: 135

RPI S Opponent Score

109 A North Carolina St. 66 72 1229

132 A Elon 86 79 1231

132 H Elon 67 71 0130

166 H Towson 72 79 0123

166 A Towson 47 44 0211

173 H Vermont 77 65 1222

177 A Boston U. 87 84 1113

RPI 201+

RPI s Opponent Score

203 A Detroit 73 76 1205

207 A Western Mich. 86 87 1207

233 H Harvard 80 71 1202

241 A Miami (OH) 61 67 1122

259 N Lipscomb 79 67 1121

260 H Drexel 70 60 0213

261 H Delaware 88 56 0107

261 A Delaware 69 60 0116

285 N Fla. Atlantic 60 58 1120

Non-Div I Games:	Wentworth	91	62
-------------------------	------------------	-----------	-----------

DIV. I ONLY

DIV. I NON-CONF.

15- 11

9- 4

132

80

98

166

114

243

136

153

RPI 1-50

OVERALL

HOME

AWAY

NEUTRAL

NON-CONFERENCE

0- 5

0- 2

0- 3

0- 0

0- 2

RPI 51-100

3- 4

2- 2

0- 2

1- 0

1- 2

RPI 101-200

5- 0

4- 0

1- 0

0- 0

3- 0

RPI 150+

11- 2

10- 1

1- 1

0- 0

7- 0

TOTALS

15- 11

13- 5

1- 6

1- 0

9- 4

RPI 1-50

RPI S Opponent Score

4 H Oklahoma 78 84 1117

12 A SMU 68 80 0130

34 A South Carolina 76 86 0102

44 A UConn 78 81 0109

44 H UConn 57 77 0204

RPI 51-100

RPI S Opponent Score

60 A Cincinnati 72 76 0121

60 H Cincinnati 63 59 0206

61 H Temple 67 65 0113

75 N Ohio St. 81 76 1127

87 H Ole Miss 79 85 1218

89 A Houston 90 98 0210

100 H UT Arlington 64 68 1123

RPI 101-200

RPI S Opponent Score

111 H Louisiana Tech 94 68 1201

171 H IUPUI 84 48 1222

185 H Southern U. 72 67 1215

196 A UCF 97 86 0126

196 H UCF 73 56 0217

Team's RPI: 136

RPI 201+

RPI s Opponent Score

201 H East Carolina 83 84 0124

212 H South Fla. 71 56 0116

220 H Manhattan 89 57 1212

237 H Tulane 77 65 1229

237 A Tulane 87 94 0213

288 H Southern Miss. 67 49 1114

321 H Nicholls St. 82 46 0105

331 H Southeast Mo. St. 80 65 1205

349 H Grambling 83 65 1119

Non-Div I Games:

DIV. I ONLY

DIV. I NON-CONF.

12- 14

7- 6

195

161

50

38

54

121

137

140

RPI 1-50

OVERALL

HOME

AWAY

NEUTRAL

NON-CONFERENCE

2- 5

2- 2

0- 3

0- 0

1- 2

RPI 51-100

2- 5

2- 0

0- 3

0- 2

1- 2

RPI 101-200

6- 4

5- 2

1- 2

0- 0

3- 2

RPI 150+

6- 1

5- 0

1- 1

0- 0

4- 0

TOTALS

12- 14

11- 4

1- 8

0- 2

7- 6

RPI 1-50

RPI S Opponent Score

9 H Kentucky 66 80 0121

11 A Dayton 81 85 1230

25 A Texas A&M 69 92 0102

25 H Texas A&M 74 71 0127

27 H Texas Tech 75 68 0130

30 A Florida 83 87 0203

40 H Akron 80 88 1118

RPI 51-100

RPI S Opponent Score

64 H Vanderbilt 90 85 0105

73 A Georgia 73 76 0123

74 N Stanford 66 69 1127

79 N Georgia Tech 73 83 1126

82 A LSU 74 76 0116

87 A Ole Miss 60 76 0213

91 H Evansville 89 76 1208

RPI 101-200

Team's RPI: 137

RPI S Opponent Score

110 H Tennessee Tech 83 57 1212

117 A Wake Forest 85 88 1204

125 H Tennessee 85 67 0206

130 H Auburn 86 90 0217

138 H Mercer 66 69 1219

165 H Mississippi St. 82 68 0109

165 A Mississippi St. 46 78 0209

174 H North Florida 97 72 1222

185 H Southern U. 86 68 1113

191 A Missouri 94 61 0112

RPI 201+

RPI s Opponent Score

278 H Charleston So. 93 75 1120

337 H Northwestern St. 117 78 1201

Non-Div I Games:

Tennessees test.

Oral Roberts

DIV. I ONLY

DIV. I NON-CONF.

14- 11

9- 3

142

61

136

282

94

265

142

121

RPI 1-50

OVERALL

HOME

AWAY

NEUTRAL

NON-CONFERENCE

0- 5

0- 2

0- 2

0- 1

0- 1

RPI 51-100

1- 4

1- 1

0- 3

0- 0

0- 1

RPI 101-200

5- 2

2- 1

2- 0

1- 1

2- 1

RPI 150+

12- 1

7- 1

3- 0

2- 0

8- 0

TOTALS

14- 11

9- 4

3- 5

2- 2

9- 3

RPI 1-50

RPI 51-100

RPI 101-200

Team's RPI: 142

RPI 201+

RPI

S

Opponent

Score

RPI

S

Opponent

Score

RPI

S

Opponent

Score

RPI

s

Opponent

Score

11

H

Dayton

58 66 0102

11

A

Dayton

74 76 0209

45

N

Pittsburgh

75 96 1204

46

A

George Washington

64 91 0109

46

H

George Washington

74 81 0217

51

H

St. Bonaventure

95 88 0116

56

A

VCU

71 93 0120

66

A

Davidson

66 77 0106

66

H

Davidson

82 93 0206

79

A

Georgia Tech

67 73 1229

101

H

Penn St.

78 52 1120

106

N

Pepperdine

70 84 1123

153

N

Milwaukee

96 92 1124

169

H

Massachusetts

99 108 0214

180

A

George Mason

86 75 0122

198

H

Saint Louis

81 71 0113

198

A

Saint Louis

78 67 0130

204

N

Western Ky.

81 73 1125

231

H

La Salle

87 60 0126

234

H

South Carolina St.

83 68 1216

244

A

Saint Francis (PA)

67 65 1212

302

H

Robert Morris

72 65 1219

325

H

New Orleans

95 75 1116

328

H

Mississippi Val.

91 77 1201

335

H

UMBC

89 70 1208

T
o
l
e
d
o

DIV. I ONLY

DIV. I NON-CONF.

11- 11

6- 3

168

90

100

87

132

282

144

79

RPI 1-50

OVERALL

HOME

AWAY

NEUTRAL

NON-CONFERENCE

0- 3

0- 1

0- 2

0- 0

0- 1

RPI 51-100

0- 4

0- 2

0- 2

0- 0

0- 2

RPI 101-200

6- 4

4- 2

2- 2

0- 0

2- 0

RPI 150+

9- 1

5- 0

4- 1

0- 0

5- 0

TOTALS

11- 11

7- 5

4- 6

0- 0

6- 3

RPI 1-50

RPI

S

Opponent

Score

13

A

Duke

52

85

1129

48

H

San Diego St.

67

70

0102

48

A

San Diego St.

55

70

0123

RPI 51-100

RPI

S

Opponent

Score

67

A

BYU

68

80

1209

72

H

UC Irvine

63

73

1212

98

H

Boise St.

61

76

0105

98

A

Boise St.

67

70

0202

RPI 101-200

RPI

S

Opponent

Score

Team's RPI: 144

112

H

Nevada

84

89

0130

114

A

New Mexico

59

77

0109

114

H

New Mexico

80

72

0209

133

H

North Dakota St.

76

62

1223

145

H

UNLV

68

80

0119

152

A

Weber St.

73

70

1113

181

A

Wyoming

65

84

0206

184

A

Colorado St.

96

92

0116

184

H

Colorado St.

72

59

0217

199

H

Air Force

79

60

0112

RPI 201+

RPI

s

Opponent

Score

223

A

Missouri St.

69

68

1201

253

H

Utah Valley

81

55

1124

274

H

Idaho St.

69

58

1222

299

A

San Jose St.

80

71

1230

342

H

UTRGV

94

69

1221

Non-Div I Games:	Adams St.	83	68	Union (TN)	73	49
------------------	-----------	----	----	------------	----	----

DIV. I ONLY

DIV. I NON-CONF.

13- 12

7- 4

159

103

128

148

100

40

145

99

RPI 1-50

OVERALL

HOME

AWAY

NEUTRAL

NON-CONFERENCE

2- 3

0- 1

0- 2

2- 0

2- 2

RPI 51-100

1- 2

1- 1

0- 0

0- 1

0- 2

RPI 101-200

6- 7

5- 1

1- 6

0- 0

2- 0

RPI 150+

8- 3

7- 0

1- 3

0- 0

5- 0

TOTALS

13- 12

9- 3

2- 8

2- 1

7- 4

RPI 1-50

RPI

S

Opponent

Score

3

N

Oregon

80

69

1204

24

A

Arizona

70

82

1219

35

N

Indiana

72

69

1125

48

H

San Diego St.

52

67

0130

50

A

Wichita St.

50

56

1209

RPI 51-100

RPI

S

Opponent

Score

69

N

UCLA

75

77

1123

81

H

Arizona St.

56

66

1216

98

H

Boise St.

87

77

0127

RPI 101-200

RPI

S

Opponent

Score

102

H

Fresno St.

66

69

1230

102

A

Fresno St.

104

111

0206

112

A

Nevada

63

65

0123

114

H

New Mexico

86

74

0112

114

A

New Mexico

83

87

0202

144

A

Utah St.

80

68

0119

178

H

South Dakota

103

68

1222

181

A

Wyoming

57

59

0109

184

A

Colorado St.

65

66

0106

184

H

Colorado St.

87

80

0213

197

H

Cal Poly

74

72

1113

199

H

Air Force

100

64

0116

199

A

Air Force

74

79

0216

Team's RPI: 145

RPI 201+

RPI

s

Opponent

Score

283

A

UC Riverside

73

62

1212

299

H

San Jose St.

64

61

0210

334

H

Southern Utah

84

64

1118

348

H

Prairie View

80

62

1128

Non-Div I Games:	Chaminade	93	73	N.M. Highlands	107	45
------------------	-----------	----	----	----------------	-----	----

DIV. I ONLY				9- 13		224		69		124		146																	
DIV. I NON-CONF.				4- 5		207		48		226		105																	
RPI 1-50				RPI 51-100				RPI 101-200				RPI 150+				TOTALS													
OVERALL				0- 3		0- 1		6- 7				6- 4				9- 13													
HOME				0- 0		0- 0		4- 2				4- 3				6- 3													
AWAY				0- 3		0- 1		2- 5				2- 1				3- 10													
NEUTRAL				0- 0		0- 0		0- 0				0- 0				0- 0													
NON-CONFERENCE				0- 2		0- 0		2- 3				3- 1				4- 5													
RPI 1-50						RPI 51-100						RPI 101-200						Team's RPI: 146						RPI 201+					
RPI	S	Opponent	Score			RPI	S	Opponent	Score			RPI	S	Opponent	Score			RPI	s	Opponent	Score								
18	A	Michigan St.	65	89	1123	77	A	Ohio	64	86	0216	101	A	Penn St.	70	81	1205	203	H	Detroit	88	73	1228						
29	A	Louisville	53	86	1212							104	A	Northern Ill.	63	80	0109	207	A	Western Mich.	86	94	0130						
40	A	Akron	88	92	0119							105	A	Kent St.	58	73	0126	241	H	Miami (OH)	94	69	0202						
												105	H	Kent St.	75	70	0213	243	H	Bowling Green	79	84	0116						
												108	H	Buffalo	81	69	0112	326	A	Coppin St.	73	62	1227						
												108	A	Buffalo	70	80	0206												
												118	A	Oakland	81	91	1118												
												131	A	Omaha	80	73	1201												
												156	A	Central Mich.	99	80	0106												
												156	H	Central Mich.	71	56	0209												
												157	H	Ball St.	87	88	0123												
												173	H	Vermont	70	50	1113												
												174	H	North Florida	77	82	0102												

Non-Div I Games:	Rochester College	86	58	Marygrove	108	64	Madonna	79	63	Siena Heights	79	34
------------------	-------------------	----	----	-----------	-----	----	---------	----	----	---------------	----	----

DIV. I ONLY	12- 14	195	72	66	147
DIV. I NON-CONF.	8- 5	119	83	119	118
	RPI 1-50	RPI 51-100	RPI 101-200	RPI 150+	TOTALS
OVERALL	1- 8	2- 3	3- 3	8- 1	12- 14
HOME	1- 4	1- 2	2- 2	4- 1	7- 8
AWAY	0- 3	0- 1	0- 1	2- 0	2- 5
NEUTRAL	0- 1	1- 0	1- 0	2- 0	3- 1
NON-CONFERENCE	0- 4	2- 0	3- 1	5- 1	8- 5

RPI 1-50						RPI 51-100						RPI 101-200						RPI 201+							
RPI	S	Opponent	Score			RPI	S	Opponent	Score			RPI	S	Opponent	Score			Team's RPI:	147	RPI	s	Opponent	Score		
15	H	Iowa	65	77	0207	54	H	Michigan	68	78	1230	113	A	Northwestern	56	58	0213			222	H	Western Caro.	80	68	1205
17	N	Iowa St.	73	84	1128	57	H	Yale	69	65	1209	133	H	North Dakota St.	80	74	1115			240	A	Minnesota	76	71	0123
18	A	Michigan St.	54	79	0107	75	A	Ohio St.	73	75	0103	150	H	Nebraska	67	78	0116			262	A	Rutgers	110	101	0203
19	H	Purdue	84	70	0110	75	H	Ohio St.	63	68	0128	174	H	North Florida	81	93	1113			262	H	Rutgers	82	66	0216
20	H	Notre Dame	79	84	1202	96	N	UAB	72	58	1127	178	H	South Dakota	91	79	1219			344	H	Chicago St.	82	79	1123
33	H	Chattanooga	77	81	1121							191	N	Missouri	68	63	1223			347	N	Ill.-Chicago	83	79	1212
35	A	Indiana	69	103	0119																				
37	A	Providence	59	60	1118																				
49	H	Wisconsin	55	63	0131																				

Non-Div I Games:

I
l
l
i
n
o
i
s

I
l
l
i
n
o
i
s

DIV. I ONLY

DIV. I NON-CONF.

15- 7

5- 3

71

118

319

284

260

210

148

124

RPI 1-50

OVERALL0- 1

HOME0- 0

AWAY0- 1

NEUTRAL0- 0

NON-CONFERENCE0- 1

RPI 51-100

0- 1

0- 0

0- 1

0- 0

0- 1

RPI 101-200

4- 3

3- 0

1- 3

0- 0

1- 1

RPI 150+

15- 4

9- 1

6- 3

0- 0

5- 0

TOTALS

15- 7

9- 1

6- 6

0- 0

5- 3

RPI 1-50

RPI S Opponent Score

32 A Alabama 60 72 1216

RPI 51-100

RPI S Opponent Score

73 A Georgia 64 74 1208

RPI 101-200

Team's RPI: 148

RPI S Opponent Score

109 A North Carolina St. 79 87 1127

159 A UNC Asheville 84 85 0106

161 H Radford 87 77 0130

161 A Radford 86 84 0213

175 A Coastal Caro. 63 82 0102

189 H Hampton 102 95 1114

195 H High Point 86 66 0114

RPI 201+

RPI s Opponent Score

215 A Gardner-Webb 71 58 0120

242 A Ga. Southern 88 81 1219

250 H Liberty 74 58 0116

250 A Liberty 77 88 0202

278 A Charleston So. 83 82 1202

278 H Charleston So. 97 72 0127

300 H Alabama St. 92 84 1222

313 H Jacksonville St. 80 69 1120

318 H Campbell 83 90 1231

324 A Longwood 82 68 0124

324 H Longwood 88 80 0211

330 A USC Upstate 79 78 1124

340 H Presbyterian 74 70 1205

Non-Div I Games:	Rio Grande	116 84	Truett-McConnell	106 78	Ferrum	81 63
------------------	------------	--------	------------------	--------	--------	-------

DIV. I ONLY

DIV. I NON-CONF.

13- 11

5- 6

151

196

182

158

173

51

149

151

RPI 1-50

OVERALL0- 2

HOME0- 0

AWAY0- 2

NEUTRAL0- 0

NON-CONFERENCE0- 2

RPI 51-100

1- 2

1- 0

0- 2

0- 0

0- 1

RPI 101-200

3- 5

2- 1

1- 4

0- 0

2- 3

RPI 150+

10- 3

6- 1

4- 2

0- 0

4- 0

TOTALS

13- 11

9- 2

4- 9

0- 0

5- 6

RPI 1-50

RPI S Opponent Score

35 A Indiana 59 92 1205

45 A Pittsburgh 62 72 1213

RPI 51-100

RPI S Opponent Score

66 A Davidson 77 81 1223

99 A Belmont 67 73 0204

99 H Belmont 78 77 0213

RPI 101-200

Team's RPI: 149

RPI S Opponent Score

107 A Illinois St. 66 67 1116

110 H Tennessee Tech 81 74 0121

119 A ETSU 72 75 1230

129 H Marshall 85 61 1124

134 H Green Bay 72 78 1228

139 A Tennessee St. 76 77 0206

182 A Murray St. 57 62 0102

198 A Saint Louis 60 46 1202

RPI 201+

RPI s Opponent Score

216 A Eastern Ky. 70 67 0130

216 H Eastern Ky. 61 50 0211

222 H Western Caro. 60 52 1220

228 H UT Martin 64 58 0109

236 H Austin Peay 75 65 0127

275 A Northern Ky. 64 56 1121

281 A Eastern Ill. 82 84 0116

288 H Southern Miss. 61 46 1128

305 A SIUE 70 67 0114

313 H Jacksonville St. 74 78 0124

331 H Southeast Mo. St. 96 69 0107

Non-Div I Games: Cincinnati Christian 87 51 St. Catharine 105 66

DIV. I ONLY	14- 13	165	123	82	150
DIV. I NON-CONF.	8- 5	119	285	230	214
	RPI 1-50	RPI 51-100	RPI 101-200	RPI 150+	TOTALS
OVERALL	1- 8	0- 3	4- 1	9- 1	14- 13
HOME	0- 3	0- 1	2- 1	8- 1	10- 6
AWAY	1- 5	0- 1	1- 0	1- 0	3- 6
NEUTRAL	0- 0	0- 1	1- 0	0- 0	1- 1
NON-CONFERENCE	0- 2	0- 2	2- 0	6- 1	8- 5

RPI 1-50					RPI 51-100					RPI 101-200					Team's RPI: 150					RPI 201+				
RPI	S	Opponent	Score			RPI	S	Opponent	Score			RPI	S	Opponent	Score			RPI	s	Opponent	Score			
2	A	Villanova	63	87	1117	54	H	Michigan	68	81	0123	101	H	Penn St.	70	54	0213	240	H	Minnesota	84	59	0112	
7	H	Maryland	65	70	0203	60	N	Cincinnati	61	65	1127	113	H	Northwestern	72	81	1230	256	H	Samford	58	69	1220	
8	H	Miami (FL)	72	77	1201	83	A	Creighton	67	83	1209	122	H	Rhode Island	70	67	1213	262	A	Rutgers	90	56	0109	
15	A	Iowa	66	77	0105							125	N	Tennessee	82	71	1128	262	H	Rutgers	87	63	0206	
18	A	Michigan St.	72	71	0120							147	A	Illinois	78	67	0116	303	H	Ark.-Pine Bluff	67	44	1124	
19	A	Purdue	74	89	0130													328	H	Mississippi Val.	97	51	1114	
35	H	Indiana	69	79	0102													329	H	Abilene Christian	73	63	1205	
35	A	Indiana	64	80	0217													336	H	Southeastern La.	92	65	1122	
49	A	Wisconsin	61	72	0210													346	H	Delaware St.	75	60	1119	
																		348	H	Prairie View	81	50	1222	

Non-Div I Games:

Average RPI Win:		Iona		257		WON-LOST		WINNING		(OFFICIAL) Through Games Of Games Through February 17, 2016		SOS w/in Conf	
Average RPI Loss:				95		RECORD		PCT. RANK		STRENGTH OF		OPP. STRENGTH	
										SCHEDULE		OF SCHEDULE	
												TEAM	
												RPI	
												.43521 (11)	

DIV. I ONLY		15- 10		117		236		162		151	
DIV. I NON-CONF.		3- 6		236		143		19		227	

RPI 1-50		RPI 51-100		RPI 101-200		RPI 150+		TOTALS	
OVERALL		0- 4		0- 3		1- 2		15- 10	
HOME		0- 1		0- 1		1- 0		10- 2	
AWAY		0- 2		0- 1		0- 2		5- 6	
NEUTRAL		0- 1		0- 1		0- 0		0- 2	
NON-CONFERENCE		0- 3		0- 2		0- 1		3- 6	

RPI 1-50		RPI 51-100		RPI 101-200		Team's RPI: 151		RPI 201+			
RPI	S	Opponent	Score	RPI	S	Opponent	Score	RPI	s Opponent	Score	
36	H	Monmouth	102 110 0115	68	A	Valparaiso	58 83 1115	122	A	Rhode Island	74 79 1219
38	A	Oregon St.	73 93 1117	92	H	Siena	78 81 0213	163	H	Fairfield	101 77 1201
40	N	Akron	64 78 1223	93	N	UC Santa Barbara	76 80 1222	163	A	Fairfield	91 98 0124
47	A	Tulsa	81 90 1208								

DIV. I ONLY

DIV. I NON-CONF.

15- 7

5- 5

71

173

318

164

228

131

152

145

RPI 1-50

OVERALL1- 1

HOME1- 0

AWAY0- 1

NEUTRAL0- 0

NON-CONFERENCE1- 1

RPI 51-100

0- 1

0- 0

0- 0

0- 1

0- 1

RPI 101-200

2- 1

0- 1

0- 0

2- 0

2- 1

RPI 150+

14- 4

7- 0

4- 4

3- 0

4- 2

TOTALS

15- 7

8- 1

4- 5

3- 1

5- 5

RPI 1-50

RPI

S

Opponent

Score

43

A

South Dakota St.

68 85 1116

43

H

South Dakota St.

99 95 1222

RPI 51-100

RPI

S

Opponent

Score

67

N

BYU

68 73 1205

RPI 101-200

RPI

S

Opponent

Score

144

H

Utah St.

70 73 1113

156

N

Central Mich.

63 60 1123

182

N

Murray St.

75 59 1125

RPI 201+

RPI

s

Opponent

Score

210

A

Denver

68 69 1213

234

H

North Dakota

74 62 0107

234

A

North Dakota

71 78 0206

248

A

Portland

92 82 1218

253

A

Utah Valley

81 84 1209

267

A

Sacramento St.

85 74 0116

267

H

Sacramento St.

63 50 0211

274

H

Idaho St.

77 56 0102

274

A

Idaho St.

68 69 0123

291

A

Portland St.

73 58 0114

291

H

Portland St.

87 78 0213

306

N

Drake

74 58 1124

314

H

Northern Colo.

85 68 0109

314

A

Northern Colo.

64 54 0204

316

H

Northern Ariz.

76 66 0128

334

H

Southern Utah

77 50 0130

Non-Div I Games:	Pacific Union	95	57	Antelope Valley	90	47	Multnomah	114	47
------------------	---------------	----	----	-----------------	----	----	-----------	-----	----

Average RPI Win:		Milwaukee		(OFFICIAL) Through Games Of Games Through February 17, 2016		SOS w/in Conf	
Average RPI Loss:		219	WON-LOST	WINNING	STRENGTH OF	OPP. STRENGTH	TEAM
		149	RECORD	PCT. RANK	SCHEDULE	OF SCHEDULE	RPI
							.5022 (3)
DIV. I ONLY		14- 11	142	247	138	153	
DIV. I NON-CONF.		8- 5	119	314	34	169	
RPI 1-50		RPI 51-100		RPI 101-200		RPI 150+	TOTALS
OVERALL	1- 1	0- 1		3- 7		11- 6	14- 11
HOME	0- 0	0- 0		1- 3		3- 2	4- 3
AWAY	1- 1	0- 1		1- 2		5- 3	7- 6
NEUTRAL	0- 0	0- 0		1- 2		3- 1	3- 2
NON-CONFERENCE	1- 1	0- 0		1- 3		7- 3	8- 5
RPI 1-50		RPI 51-100		RPI 101-200		RPI 201+	
RPI S Opponent	Score	RPI S Opponent	Score	RPI S Opponent	Score	RPI s Opponent	Score
20 A Notre Dame	78 86 1117	68 A Valparaiso	56 68 0114	118 H Oakland	79 82 0125	203 H Detroit	83 80 0123
49 A Wisconsin	68 67 1209			118 A Oakland	93 85 0211	203 A Detroit	66 80 0213
				134 H Green Bay	95 94 0129	210 N Denver	71 58 1113
				134 A Green Bay	68 70 0215	240 A Minnesota	74 65 1223
				142 N Duquesne	92 96 1124	254 A Cleveland St.	65 62 0109
				156 N Central Mich.	84 78 1125	257 A Youngstown St.	81 65 0107
				158 H Wright St.	82 84 0102	259 N Lipscomb	71 65 1114
				158 A Wright St.	83 84 0204	265 A Santa Clara	71 65 1115
				178 H South Dakota	91 92 1217	275 H Northern Ky.	76 67 0104
				182 N Murray St.	63 66 1123	275 A Northern Ky.	71 75 0206
						305 H SIUE	64 51 1203
						347 A Ill.-Chicago	87 62 0116

Non-Div I Games:	Trinity Int'l	85 61	Judson (IL)	125 74
------------------	---------------	-------	-------------	--------

DIV. I ONLY

DIV. I NON-CONF.

15- 11

4- 7

132

227

207

163

272

296

154

208

RPI 1-50

OVERALL

HOME

AWAY

NEUTRAL

NON-CONFERENCE

1- 3

1- 0

0- 3

0- 0

0- 2

RPI 51-100

0- 0

0- 0

0- 0

0- 0

0- 0

RPI 101-200

3- 4

3- 0

0- 3

0- 1

0- 3

RPI 150+

12- 6

8- 1

3- 5

1- 0

4- 4

TOTALS

15- 11

11- 1

3- 9

1- 1

4- 7

RPI 1-50

RPI

S

Opponent

Score

11

A

Dayton

50

70

1219

33

H

Chattanooga

70

55

0109

33

A

Chattanooga

54

62

0206

44

A

UConn

58

83

1121

RPI 51-100

RPI

S

Opponent

Score

RPI 101-200

RPI

S

Opponent

Score

119

H

ETSU

74

70

0130

124

N

A&M-Corpus Christi

69

73

1126

138

A

Mercer

65

69

0114

138

H

Mercer

85

74

0213

159

A

UNC Asheville

65

67

1229

190

A

Navy

49

62

1222

194

H

Wofford

63

62

0123

Team's RPI: 154

RPI 201+

RPI

s

Opponent

Score

215

H

Gardner-Webb

53

73

1212

222

H

Western Caro.

62

60

0128

238

A

Charlotte

68

77

1119

239

N

Mt. St. Mary's

69

60

1127

250

H

Liberty

79

56

1208

256

H

Samford

77

57

0111

256

A

Samford

67

65

0204

269

A

Appalachian St.

79

70

1117

287

A

UNCG

66

67

0105

287

H

UNCG

79

72

0208

298

A

The Citadel

86

89

0116

298

H

The Citadel

95

75

0211

333

H

VMI

85

57

0102

333

A

VMI

68

56

0125

340

H

Presbyterian

63

53

1113

Non-Div I Games: Bluefield Col. 94 46 Piedmont Int'l 99 38

DIV. I ONLY

DIV. I NON-CONF.

13- 8

2- 6

106

271

313

29

200

35

155

193

RPI 1-50

OVERALL0- 1

HOME0- 0

AWAY0- 1

NEUTRAL0- 0

NON-CONFERENCE0- 1

RPI 51-100

1- 2

1- 0

0- 2

0- 0

1- 2

RPI 101-200

0- 2

0- 0

0- 2

0- 0

0- 2

RPI 150+

12- 3

6- 1

6- 2

0- 0

1- 1

TOTALS

13- 8

7- 1

6- 7

0- 0

2- 6

RPI 1-50

RPI S Opponent Score

1 A Kansas46881219

RPI 51-100

RPI S Opponent Score

55 A Gonzaga58611208

62 A Washington62921212

98 H Boise St.74721113

RPI 101-200

RPI S Opponent Score

106 A Pepperdine63691129

133 A North Dakota St.53731125

RPI 201+

RPI s Opponent Score

214 H Eastern Wash.74690123

221 H Idaho58630121

225 H San Francisco82501204

234 A North Dakota65610116

267 H Sacramento St.77580109

267 A Sacramento St.79830204

270 A Montana St.80720130

291 H Portland St.79660107

291 A Portland St.82800206

299 A San Jose St.61641116

314 A Northern Colo.73660114

316 A Northern Ariz.90841231

316 H Northern Ariz.85670213

334 A Southern Utah83660102

334 H Southern Utah86530211

Non-Div I Games:	Great Falls	79 59	Carroll (MT)	70 61	Montana Western	75 43
------------------	-------------	-------	--------------	-------	-----------------	-------

DIV. I ONLY		11- 12	192	91	205	156
DIV. I NON-CONF.		4- 6	218	154	340	239
<hr/>						
RPI 1-50		RPI 51-100		RPI 101-200		RPI 150+
OVERALL	1- 1	1- 3		2- 7		11- 12
HOME	1- 0	1- 0		2- 2		9- 2
AWAY	0- 1	0- 3		0- 3		2- 7
NEUTRAL	0- 0	0- 0		0- 2		0- 3
NON-CONFERENCE	0- 0	0- 3		0- 2		4- 6
<hr/>						
RPI 1-50				RPI 51-100		RPI 101-200
RPI	S	Opponent	Score	RPI	S	Opponent
40	H	Akron	92 81 0112	58	A	William & Mary
40	A	Akron	87 92 0206	67	A	BYU
				77	H	Ohio
				95	A	Grand Canyon
				RPI 101-200		Team's RPI: 156
				RPI	S	Opponent
				104	A	Northern Ill.
				105	H	Kent St.
				108	A	Buffalo
				143	H	Toledo
				146	H	Eastern Mich.
				146	A	Eastern Mich.
				152	N	Weber St.
				153	N	Milwaukee
				157	H	Ball St.
				RPI 201+		Score
				RPI	s	Opponent
				204	N	Western Ky.
				213	H	Texas Southern
				241	A	Miami (OH)
				243	A	Bowling Green
				243	H	Bowling Green
				313	H	Jacksonville St.
				317	H	Howard
				341	H	McNeese St.

Non-Div I Games:	Lourdes	87	66	Aquinas	90	51	Alma	79	64
------------------	---------	----	----	---------	----	----	------	----	----

DIV. I ONLY

DIV. I NON-CONF.

16- 9

8- 4

87

90

270

343

150

331

157

217

RPI 1-50

OVERALL0- 1

HOME0- 1

AWAY0- 0

NEUTRAL0- 0

NON-CONFERENCE0- 0

RPI 51-100

1- 2

1- 1

0- 1

0- 0

1- 0

RPI 101-200

4- 4

2- 2

2- 2

0- 0

1- 2

RPI 150+

13- 3

7- 0

4- 3

2- 0

7- 3

TOTALS

16- 9

9- 4

5- 5

2- 0

8- 4

RPI 1-50

RPI S Opponent

Score

40H Akron

64730130

RPI 51-100

RPI S Opponent

Score

68H Valparaiso

69661128

77A Ohio

73790109

77H Ohio

69720209

RPI 101-200

RPI S Opponent

Score

105H Kent St.

68760119

106H Pepperdine

63721212

108A Buffalo

64760126

143H Toledo

87690106

146A Eastern Mich.

88870123

156A Central Mich.

75630213

168A Indiana St.

61731222

171H IUPUI

61581201

RPI 201+

RPI s Opponent

Score

207A Western Mich.

74640112

207H Western Mich.

75710206

216A Eastern Ky.

81891120

234N South Carolina St.

72601122

241H Miami (OH)

48460116

241A Miami (OH)

73560216

243A Bowling Green

72640202

281H Eastern Ill.

73561116

296A Bradley

53541113

324N Longwood

78671121

325H New Orleans

66521205

332H Alabama A&M

63621229

344H Chicago St.

73481231

Non-Div I Games: Ind.-Kokomo 90 54

W
r
i
g
h
t
s
t
.

DIV. I ONLY

DIV. I NON-CONF.

15- 9

5- 5

102

173

281

184

189

16

159

150

RPI 1-50

OVERALL0- 1

HOME0- 0

AWAY0- 1

NEUTRAL0- 0

NON-CONFERENCE0- 1

RPI 51-100

1- 1

0- 0

1- 0

0- 1

1- 1

RPI 101-200

3- 6

3- 2

0- 4

0- 0

2- 2

RPI 150+

12- 5

6- 1

4- 4

2- 0

3- 1

TOTALS

15- 9

8- 2

5- 6

2- 1

5- 5

RPI 1-50

RPI S Opponent Score

25 A Texas A&M 47 75 1121

RPI 51-100

RPI S Opponent Score

80 N Middle Tenn. 61 63 1127

86 A Georgetown 79 73 1219

RPI 101-200

RPI S Opponent Score

119 H ETSU 84 64 1215

125 A Tennessee 78 82 1113

132 H Elon 81 86 1221

148 H Winthrop 85 84 0106

154 H Furman 67 65 1229

161 A Radford 86 91 0114

161 H Radford 59 60 0211

175 A Coastal Caro. 66 68 0127

195 A High Point 69 73 0120

Team's RPI: 159

RPI 201+

RPI s Opponent Score

215 H Gardner-Webb 75 69 0116

219 N Loyola Chicago 59 48 1128

222 A Western Caro. 81 90 1115

250 A Liberty 76 69 0102

260 N Drexel 85 66 1126

278 A Charleston So. 83 73 0109

278 H Charleston So. 63 55 0203

318 H Campbell 80 60 1213

318 A Campbell 81 71 0206

324 A Longwood 70 61 1231

324 H Longwood 88 74 0130

340 H Presbyterian 67 55 0123

Non-Div I Games: Johnson & Wales (N 103 36 Mars Hill 84 51

Average RPI Win:

205

WON-LOST
RECORDWINNING
PCT. RANKSTRENGTH OF
SCHEDULEOPP. STRENGTH
OF SCHEDULETEAM
RPI

SOS w/in Conf

Average RPI Loss:

149

.4983

(1)

DIV. I ONLY

DIV. I NON-CONF.

11- 12

2- 7

192

287

133

96

198

158

160

219

RPI 1-50

OVERALL

HOME

AWAY

NEUTRAL

NON-CONFERENCE

1- 1

1- 0

0- 1

0- 0

1- 1

RPI 51-100

2- 2

2- 0

0- 2

0- 0

0- 1

RPI 101-200

1- 5

1- 0

0- 4

0- 1

0- 3

RPI 150+

7- 6

5- 0

2- 4

0- 2

1- 3

TOTALS

11- 12

9- 0

2- 10

0- 2

2- 7

RPI 1-50

RPI

S

Opponent

Score

10

A

West Virginia

58

100

1213

33

H

Chattanooga

64

54

1130

RPI 51-100

RPI

S

Opponent

Score

52

A

Little Rock

57

58

0109

52

H

Little Rock

86

82

0211

89

A

Houston

64

76

1128

100

H

UT Arlington

99

88

0128

RPI 101-200

RPI

S

Opponent

Score

101

A

Penn St.

50

54

1212

105

A

Kent St.

62

73

1210

127

H

La.-Lafayette

81

70

1203

127

A

La.-Lafayette

65

72

0202

166

A

Georgia St.

51

65

0114

189

N

Hampton

64

75

1223

RPI 201+

RPI

s

Opponent

Score

217

N

Canisius

96

108

1222

240

A

Minnesota

56

67

1115

242

A

Ga. Southern

51

66

0116

245

H

South Ala.

100

68

0123

251

A

Arkansas St.

65

68

0107

251

H

Arkansas St.

78

73

0213

269

H

Appalachian St.

72

56

1231

269

A

Appalachian St.

91

90

0206

280

H

Troy

85

74

0121

290

H

Texas St.

72

59

0130

337

A

Northwestern St.

80

64

1119

L
a
-
M
o
n
r
o
eL
a
-
M
o
n
r
o
e

Non-Div I Games: McMurry 88 43 Central Baptist 101 76

DIV. I ONLY

DIV. I NON-CONF.

12- 12

5- 5

168

173

134

45

274

143

161

91

RPI 1-50

OVERALL

HOME

AWAY

NEUTRAL

NON-CONFERENCE

0- 1

0- 0

0- 1

0- 0

0- 1

RPI 51-100

2- 3

1- 1

1- 1

0- 1

2- 3

RPI 101-200

3- 6

1- 3

2- 3

0- 0

1- 1

RPI 150+

9- 5

5- 1

3- 4

1- 0

2- 0

TOTALS

12- 12

6- 4

5- 7

1- 1

5- 5

RPI 1-50

RPI

S

Opponent

Score

33

A

Chattanooga

75

77

1222

RPI 51-100

RPI

S

Opponent

Score

56

A

VCU

74

92

1116

63

H

UNCW

69

67

1219

84

H

James Madison

68

70

1130

86

A

Georgetown

82

80

1114

92

N

Siena

62

76

1120

RPI 101-200

RPI

S

Opponent

Score

Team's RPI: 161

101

A

Penn St.

86

74

1124

120

H

Virginia Tech

65

74

1209

148

A

Winthrop

77

87

0130

148

H

Winthrop

84

86

0213

159

H

UNC Asheville

91

86

0114

159

A

UNC Asheville

60

59

0211

175

A

Coastal Caro.

58

63

1206

175

H

Coastal Caro.

60

72

0206

195

A

High Point

60

77

1231

RPI 201+

RPI

s

Opponent

Score

215

A

Gardner-Webb

61

83

0109

215

H

Gardner-Webb

69

59

0124

250

H

Liberty

56

52

1203

278

H

Charleston So.

80

73

0106

317

A

Howard

92

91

1212

318

H

Campbell

78

66

0120

324

A

Longwood

90

81

0127

340

A

Presbyterian

68

69

0116

348

N

Prairie View

64

56

1121

Non-Div I Games: Catawba 68 60 Central Penn 123 63

DIV. I ONLY		15- 7	71	330	250	162
DIV. I NON-CONF.		7- 5	142	287	286	167
<hr/>						
RPI 1-50		RPI 51-100		RPI 101-200		RPI 150+
OVERALL	0- 0	0- 3		1- 3		15- 2
HOME	0- 0	0- 0		0- 1		9- 0
AWAY	0- 0	0- 3		1- 2		6- 1
NEUTRAL	0- 0	0- 0		0- 0		0- 0
NON-CONFERENCE	0- 0	0- 2		1- 2		7- 2
TOTALS						7- 5

RPI 1-50				RPI 51-100				RPI 101-200				Team's RPI: 162				RPI 201+			
RPI	S	Opponent	Score	RPI	S	Opponent	Score	RPI	S	Opponent	Score	RPI	S	Opponent	Score	RPI	S	Opponent	Score
70	A	St. Mary's (CA)	59 94 1129	102	A	Fresno St.	68 76 1216	221	H	Idaho	68 45 1117	221	H	Idaho	63 67 1202	221	H	Idaho	63 67 1202
81	A	Arizona St.	59 75 1228	121	H	New Mexico St.	67 68 0123	221	A	Idaho	63 67 1202	221	A	Idaho	63 67 1202	221	A	Idaho	63 67 1202
95	A	Grand Canyon	64 70 0128	178	A	South Dakota	77 67 1212	253	A	Utah Valley	78 74 0130	253	A	Utah Valley	78 74 0130	253	A	Utah Valley	78 74 0130
				181	A	Wyoming	64 68 1125	253	H	Utah Valley	91 69 0213	253	H	Utah Valley	91 69 0213	253	H	Utah Valley	91 69 0213
								282	A	Seattle	79 52 0116	282	A	Seattle	79 52 0116	282	A	Seattle	79 52 0116
								283	A	UC Riverside	67 48 0102	283	A	UC Riverside	67 48 0102	283	A	UC Riverside	67 48 0102
								284	A	UMKC	83 72 0105	284	A	UMKC	83 72 0105	284	A	UMKC	83 72 0105
								284	H	UMKC	77 66 0204	284	H	UMKC	77 66 0204	284	H	UMKC	77 66 0204
								291	H	Portland St.	78 66 1222	291	H	Portland St.	78 66 1222	291	H	Portland St.	78 66 1222
								304	H	Dartmouth	69 62 1214	304	H	Dartmouth	69 62 1214	304	H	Dartmouth	69 62 1214
								316	H	Northern Ariz.	72 55 1205	316	H	Northern Ariz.	72 55 1205	316	H	Northern Ariz.	72 55 1205
								339	H	Morgan St.	80 68 1231	339	H	Morgan St.	80 68 1231	339	H	Morgan St.	80 68 1231
								342	H	UTRGV	77 58 0121	342	H	UTRGV	77 58 0121	342	H	UTRGV	77 58 0121
								344	A	Chicago St.	67 56 0111	344	A	Chicago St.	67 56 0111	344	A	Chicago St.	67 56 0111
								344	H	Chicago St.	71 48 0206	344	H	Chicago St.	71 48 0206	344	H	Chicago St.	71 48 0206

Non-Div I Games:	San Diego Christian	93	69	Fresno Pacific	81	68	Menlo	82	50
------------------	---------------------	----	----	----------------	----	----	-------	----	----

F
a
i
r
f
i
e
l
d

Average RPI Win:		Fairfield		(OFFICIAL) Through Games Of Games Through February 17, 2016		SOS w/in Conf	
Average RPI Loss:		WON-LOST RECORD		STRENGTH OF SCHEDULE		OPP. STRENGTH OF SCHEDULE	
		WINNING PCT. RANK		TEAM RPI			
						.46103 (6)	
DIV. I ONLY		15- 11		180		245	
DIV. I NON-CONF.		6- 4		106		110	
		132				163	
		132				294	
						110	

DIV. I ONLY

DIV. I NON-CONF.

11- 15

9- 4

220

80

68

283

32

215

164

182

RPI 1-50

OVERALL

HOME

AWAY

NEUTRAL

NON-CONFERENCE

1- 11

1- 6

0- 5

0- 0

0- 2

RPI 51-100

0- 2

0- 1

0- 1

0- 0

0- 1

RPI 101-200

3- 2

2- 0

0- 1

1- 1

2- 1

RPI 150+

7- 0

6- 0

1- 0

0- 0

7- 0

TOTALS

11- 15

9- 7

1- 7

1- 1

9- 4

RPI 1-50

RPI

S

Opponent

Score

1

A

Kansas

63

70

0116

1

H

Kansas

56

75

0206

4

A

Oklahoma

72

95

0202

10

H

West Virginia

87

95

0104

10

A

West Virginia

42

73

0213

12

H

SMU

70

75

1202

17

H

Iowa St.

60

73

0123

21

H

Texas

58

57

0109

21

A

Texas

54

71

0126

26

A

Baylor

54

82

0113

27

H

Texas Tech

69

76

0118

43

H

South Dakota St.

67

76

1121

RPI 51-100

RPI

S

Opponent

Score

62

A

Washington

67

92

1208

71

H

Kansas St.

49

63

0216

RPI 101-200

RPI

S

Opponent

Score

107

N

Illinois St.

71

60

1125

122

N

Rhode Island

60

66

1124

125

H

Tennessee

75

63

0130

141

A

Oklahoma St.

48

69

0102

141

H

Oklahoma St.

63

56

0208

RPI 201+

RPI

s

Opponent

Score

208

H

Colgate

76

49

1205

227

H

Houston Baptist

90

63

1119

296

A

Bradley

53

49

1223

329

H

Abilene Christian

80

69

1220

336

H

Southeastern La.

90

77

1113

346

H

Delaware St.

75

47

1228

348

H

Prairie View

73

55

1211

Team's RPI: 164

Average RPI Win:

202

WON-LOST
RECORDWINNING
PCT. RANKSTRENGTH OF
SCHEDULEOPP. STRENGTH
OF SCHEDULETEAM
RPI

SOS w/in Conf

Average RPI Loss:

80

.59283

(5)

DIV. I ONLY				11- 14				210				85				87				165			
DIV. I NON-CONF.				7- 5				142				177				306				171			
RPI 1-50				RPI 51-100				RPI 101-200				RPI 150+				TOTALS							
OVERALL				0- 7				2- 3				2- 3				8- 2				11- 14			
HOME				0- 2				2- 1				1- 2				5- 1				8- 5			
AWAY				0- 3				0- 2				1- 1				1- 1				1- 7			
NEUTRAL				0- 2				0- 0				0- 0				2- 0				2- 2			
NON-CONFERENCE				0- 2				0- 1				0- 1				7- 2				7- 5			
RPI 1-50				RPI 51-100				RPI 101-200				RPI 201+				Team's RPI: 165				RPI 201+			
RPI	S	Opponent	Score	RPI	S	Opponent	Score	RPI	S	Opponent	Score	RPI	s	Opponent	Score					RPI	s	Opponent	Score
8	N	Miami (FL)	79 105 1119	64	H	Vanderbilt	75 74 0216	125	H	Tennessee	75 80 0116	213	H	Texas Southern	86 73 1202					213	H	Texas Southern	86 73 1202
9	A	Kentucky	74 80 0112	65	A	Florida St.	66 90 1216	137	A	Arkansas	68 82 0109	214	H	Eastern Wash.	106 88 1113					214	H	Eastern Wash.	106 88 1113
25	H	Texas A&M	60 61 0106	73	H	Georgia	57 66 0213	137	H	Arkansas	78 46 0209	223	N	Missouri St.	84 70 1122					223	N	Missouri St.	84 70 1122
27	N	Texas Tech	72 74 1120	82	A	LSU	77 88 0206	185	H	Southern U.	72 76 1116	228	H	UT Martin	76 51 1128					228	H	UT Martin	76 51 1128
30	A	Florida	78 81 0119	87	H	Ole Miss	83 77 0123	191	A	Missouri	76 62 0130	237	H	Tulane	69 59 1219					237	H	Tulane	69 59 1219
32	H	Alabama	80 82 0202									284	A	UMKC	67 72 1212					284	A	UMKC	67 72 1212
34	A	South Carolina	74 84 0126									314	N	Northern Colo.	93 69 1223					314	N	Northern Colo.	93 69 1223
												319	H	N.C. Central	71 48 1231					319	H	N.C. Central	71 48 1231

Mississippi .

Mississippi .

Non-Div I Games:

Average RPI Win: 217

Average RPI Loss: 161

WON-LOST
RECORD

WINNING
PCT. RANK

STRENGTH OF
SCHEDULE

OPP. STRENGTH
OF SCHEDULE

TEAM
RPI

SOS w/in Conf
.45778 (9)

DIV. I ONLY		11- 10	157	170	254	166
DIV. I NON-CONF.		5- 2	75	53	247	23
		RPI 1-50	RPI 51-100	RPI 101-200	RPI 150+	TOTALS
OVERALL		0- 0	1- 5	4- 1	10- 4	11- 10
HOME		0- 0	1- 1	3- 1	7- 0	8- 2
AWAY		0- 0	0- 4	1- 0	3- 4	3- 8
NEUTRAL		0- 0	0- 0	0- 0	0- 0	0- 0
NON-CONFERENCE		0- 0	1- 2	3- 0	4- 0	5- 2
RPI 1-50		RPI 51-100		RPI 101-200		Team's RPI: 166
RPI	S	Opponent	Score	RPI	S	Opponent
52	A	Little Rock	53 63 0130	127	H	La.-Lafayette
80	H	Middle Tenn.	64 62 1222	158	A	Wright St.
87	A	Ole Miss	59 68 1125	160	H	La.-Monroe
96	A	UAB	57 64 1201	171	H	IUPUI
100	A	UT Arlington	70 85 1230	179	H	Old Dominion
100	H	UT Arlington	69 90 0206			
RPI 201+		RPI 201+		RPI 201+		Score
RPI	s	Opponent	Score	RPI	s	Opponent
242	H	Ga. Southern	69 66 0119	242	H	Ga. Southern
245	H	South Ala.	70 55 0109	245	H	South Ala.
245	A	South Ala.	78 79 0211	245	A	South Ala.
251	A	Arkansas St.	69 75 0128	251	A	Arkansas St.
269	A	Appalachian St.	67 76 0121	269	A	Appalachian St.
280	H	Troy	72 68 0107	280	H	Troy
280	A	Troy	53 54 0213	280	A	Troy
288	A	Southern Miss.	66 46 1219	288	A	Southern Miss.
290	A	Texas St.	58 46 0102	290	A	Texas St.
290	H	Texas St.	59 56 0204	290	H	Texas St.

Non-Div I Games: Middle Ga. St. 73 54 Emmanuel (GA) 77 58

Average RPI Win:

182

WON-LOST
RECORDWINNING
PCT. RANKSTRENGTH OF
SCHEDULEOPP. STRENGTH
OF SCHEDULETEAM
RPI

SOS w/in Conf

Average RPI Loss:

148

.51063

(3)

DIV. I ONLY		12- 14	195	125	146	168
DIV. I NON-CONF.		5- 6	196	102	144	165
RPI 1-50		RPI 51-100		RPI 101-200		RPI 150+
OVERALL		0- 2		2- 3		5- 4
HOME		0- 0		1- 1		4- 2
AWAY		0- 1		0- 2		1- 2
NEUTRAL		0- 1		1- 0		0- 0
NON-CONFERENCE		0- 1		1- 2		3- 1
TOTALS		12- 14		8- 6		5- 1
		8- 3		2- 5		2- 10
		2- 1		1- 0		2- 1
		5- 6		4- 3		5- 6

RPI 1-50				RPI 51-100				RPI 101-200				RPI 201+			
RPI	S	Opponent	Score	RPI	S	Opponent	Score	RPI	S	Opponent	Score	RPI	s	Opponent	Score
47	N	Tulsa	59 67 1122	59	A	Butler	71 85 1205	107	H	Illinois St.	77 65 0109	202	N	Norfolk St.	70 61 1120
50	A	Wichita St.	62 82 0117	68	H	Valparaiso	63 69 1209	107	A	Illinois St.	50 78 0217	204	A	Western Ky.	62 75 1213
				76	N	Hofstra	67 66 1123	115	H	UNI	74 60 0113	219	H	Loyola Chicago	73 58 0102
				91	A	Evansville	62 70 1230	128	A	Southern Ill.	66 79 0120	219	A	Loyola Chicago	96 104 0130
				91	H	Evansville	82 65 0124	128	H	Southern Ill.	78 85 0210	223	H	Missouri St.	68 59 0127
								157	H	Ball St.	73 61 1222	223	A	Missouri St.	85 89 0213
								171	H	IUPUI	70 72 1113	281	A	Eastern Ill.	62 68 1201
								181	H	Wyoming	70 55 1116	296	A	Bradley	58 63 0206
								198	A	Saint Louis	76 68 1219	306	A	Drake	79 69 0106
												306	H	Drake	63 56 0202

I
n
d
i
a
n
a
s
t
.I
n
d
i
a
n
a
s
t
.

Non-Div I Games: Ill.-Springfield 75 60

M
a
s
s
a
c
h
u
s
e
t
t
s

Non-Div I Games:

RPI 1-50					RPI 51-100					RPI 101-200					RPI 201+								
RPI	S	Opponent	Score			RPI	S	Opponent	Score			RPI	S	Opponent	Score			RPI	s	Opponent	Score		
19	A	Purdue	53	80	1207	59	A	Butler	54	92	1228	109	A	North Carolina St.	56	79	1118	210	H	Denver	76	61	0116
43	H	South Dakota St.	74	67	0107	78	A	IPFW	84	82	0123	116	A	Marquette	71	75	1116	210	A	Denver	51	53	0204
43	A	South Dakota St.	58	80	0206	83	A	Creighton	65	90	1212	131	A	Omaha	71	76	0103	223	A	Missouri St.	74	88	1210
												131	H	Omaha	88	76	0217	241	H	Miami (OH)	78	64	1205
												133	H	North Dakota St.	73	72	0131	245	N	South Ala.	68	78	1124
												136	A	Memphis	48	84	1222	255	A	Western Ill.	67	60	0109
												140	H	Oral Roberts	71	80	0114	255	H	Western Ill.	69	67	0129
												140	A	Oral Roberts	56	77	0211	271	A	Kennesaw St.	63	71	1123
												157	A	Ball St.	58	61	1201	334	H	Southern Utah	82	68	1219
												166	A	Georgia St.	72	78	1127						
												168	A	Indiana St.	72	70	1113						
												178	A	South Dakota	77	66	0101						

Non-Div I Games:	Kentucky St.	86	82
-------------------------	---------------------	-----------	-----------

DIV. I ONLY

DIV. I NON-CONF.

8- 17

6- 6

267

173

58

220

45

75

172

190

RPI 1-50

OVERALL

HOME

AWAY

NEUTRAL

NON-CONFERENCE

2- 5

2- 2

0- 2

0- 1

1- 1

RPI 51-100

0- 9

0- 4

0- 4

0- 1

0- 3

RPI 101-200

1- 2

0- 1

1- 1

0- 0

0- 2

RPI 150+

5- 1

2- 0

2- 1

1- 0

5- 0

TOTALS

8- 17

4- 7

3- 8

1- 2

6- 6

RPI 1-50

RPI S Opponent

Score

2

H Villanova

59

86

0209

5

A Xavier

64

84

0112

5

H Xavier

65

86

0130

34

N South Carolina

61

76

1120

37

H Providence

77

70

0202

42

A Seton Hall

74

78

0102

46

H George Washington

82

61

1222

RPI 51-100

RPI S Opponent

Score

52

H Little Rock

44

66

1212

59

H Butler

72

77

0105

59

A Butler

53

67

0127

65

N Florida St.

67

83

1121

74

A Stanford

60

79

1215

83

H Creighton

80

91

0117

83

A Creighton

66

88

0206

86

H Georgetown

58

70

1230

86

A Georgetown

63

74

0109

RPI 101-200

RPI S Opponent

Score

101

A Penn St.

62

68

1117

113

H Northwestern

70

78

1219

116

A Marquette

57

56

0120

Team's RPI: 172

RPI 201+

RPI s Opponent

Score

202

N Norfolk St.

82

78

1123

207

H Western Mich.

69

63

1114

211

A St. John's (NY)

65

80

0217

306

A Drake

74

71

1209

344

H Chicago St.

96

72

1205

347

A Ill.-Chicago

82

55

1202

Non-Div I Games:

vermont

DIV. I ONLY

DIV. I NON-CONF.

15- 10

8- 6

117

149

328

256

177

133

174

120

RPI 1-50

OVERALL0- 2

HOME0- 0

AWAY0- 2

NEUTRAL0- 0

NON-CONFERENCE0- 2

RPI 51-100

0- 2

0- 0

0- 2

0- 0

0- 2

RPI 101-200

3- 2

0- 0

3- 2

0- 0

2- 2

RPI 150+

13- 5

8- 1

4- 4

1- 0

6- 1

TOTALS

15- 10

8- 1

6- 9

1- 0

8- 6

RPI 1-50

RPI S Opponent Score

11 A Dayton 71 86 1205

29 A Louisville 61 89 1121

RPI 51-100

RPI S Opponent Score

56 A VCU 68 80 1230

82 A LSU 108 119 1202

RPI 101-200

Team's RPI: 174

RPI S Opponent Score

137 A Arkansas 72 97 1222

146 A Eastern Mich. 82 77 0102

147 A Illinois 93 81 1113

183 A NJIT 94 80 0124

198 A Saint Louis 57 70 1124

RPI 201+

RPI s Opponent Score

224 H FGCU 82 76 0130

224 A FGCU 65 81 0206

236 H Austin Peay 80 70 1216

258 H FIU 94 72 1214

259 H Lipscomb 95 83 0114

259 A Lipscomb 87 94 0213

266 H Jacksonville 83 68 0109

271 H Kennesaw St. 93 78 0116

271 A Kennesaw St. 91 101 0211

294 N St. Francis Brooklyn 78 65 1128

301 A Stetson 97 79 0106

301 H Stetson 82 86 0201

323 A Hartford 81 60 1127

330 A USC Upstate 78 62 0121

342 H UTRGV 106 84 1116

350 H Florida A&M 87 70 1219

Non-Div I Games:	Trinity Baptist	80	72	Edward Waters	98	69	Coastal Ga.	117	71
------------------	-----------------	----	----	---------------	----	----	-------------	-----	----

Coastal Caro.

(OFFICIAL) Through Games Of Games Through February 17, 2016

Average RPI Win: 224

WON-LOST RECORD

WINNING PCT. RANK

STRENGTH OF SCHEDULE

OPP. STRENGTH OF SCHEDULE

TEAM RPI

SOS w/in Conf .42911 (6)

DIV. I ONLY

DIV. I NON-CONF.

13- 9

127

250

301

175

DIV. I ONLY

DIV. I NON-CONF.

3- 4

208

133

142

161

RPI 1-50

RPI 51-100

RPI 101-200

RPI 150+

TOTALS

OVERALL

HOME

AWAY

NEUTRAL

NON-CONFERENCE

0- 0

0- 0

0- 0

0- 0

0- 0

1- 1

0- 0

1- 1

0- 0

1- 1

6- 4

3- 2

3- 1

0- 1

1- 3

11- 5

6- 2

5- 3

0- 0

2- 0

13- 9

7- 3

6- 5

0- 1

3- 4

RPI 1-50

RPI 51-100

RPI 101-200

Team's RPI: 175

RPI 201+

RPI S Opponent Score

RPI S Opponent Score

RPI S Opponent Score

RPI S Opponent Score

RPI s Opponent Score

85 A Hawaii 63 74 1115

97 A Col. of Charleston 67 61 1124

112 N Nevada 56 73 1113

117 A Wake Forest 77 83 1218

130 H Auburn 78 81 1202

148 H Winthrop 82 63 0102

159 H UNC Asheville 68 66 0127

161 H Radford 63 58 1206

161 A Radford 72 60 0206

194 A Wofford 71 63 1214

195 A High Point 71 68 0116

195 H High Point 67 68 0211

215 A Gardner-Webb 61 65 1231

215 H Gardner-Webb 78 71 0213

250 H Liberty 61 62 0106

278 A Charleston So. 78 63 0123

300 H Alabama St. 68 65 1220

318 A Campbell 73 79 1128

318 H Campbell 97 68 0130

324 A Longwood 61 76 0109

340 H Presbyterian 87 58 0114

340 A Presbyterian 69 66 0203

Coastal Caro.

Non-Div I Games:	N.C. Wesleyan	98	73	Piedmont Int'l	116	35	Grace Bible (MI)	104	67
------------------	---------------	----	----	----------------	-----	----	------------------	-----	----

DIV. I ONLY

DIV. I NON-CONF.

11- 11

2- 7

168

287

213

25

333

205

176

184

RPI 1-50

OVERALL0- 3

HOME0- 0

AWAY0- 3

NEUTRAL0- 0

NON-CONFERENCE0- 3

RPI 51-100

0- 1

0- 0

0- 0

0- 1

0- 1

RPI 101-200

0- 3

0- 1

0- 2

0- 0

0- 1

RPI 150+

11- 4

5- 0

5- 4

1- 0

2- 2

TOTALS

11- 11

5- 1

5- 9

1- 1

2- 7

RPI 1-50

RPI S Opponent Score

12 A SMU 50 85 1114

27 A Texas Tech 56 71 1202

28 A California 63 89 1123

RPI 51-100

RPI S Opponent Score

72 N UC Irvine 53 63 1221

RPI 101-200

RPI S Opponent Score

103 A Stephen F. Austin 64 76 0123

124 A A&M-Corpus Christi 48 51 0206

128 H Southern Ill. 81 86 1121

RPI 201+

RPI s Opponent Score

205 A Incarnate Word 78 72 0102

209 A UTEP 68 87 1222

227 A Houston Baptist 69 70 0130

227 H Houston Baptist 80 68 0213

268 A LIU Brooklyn 75 69 1218

297 A North Texas 64 69 1229

308 N Bethune-Cookman 71 46 1127

321 H Nicholls St. 87 76 0118

325 H New Orleans 73 70 0109

329 H Abilene Christian 72 51 0125

329 A Abilene Christian 84 71 0215

336 H Southeastern La. 70 63 0111

337 A Northwestern St. 94 79 0104

341 A McNeese St. 68 72 0116

343 A Lamar 69 66 0201

Non-Div I Games:	Wiley	66 67	St. Thomas (TX)	114 92	Sul Ross St.	109 61	LeTourneau	96 54
------------------	-------	-------	-----------------	--------	--------------	--------	------------	-------

DIV. I ONLY

DIV. I NON-CONF.

16- 11

6- 6

125

173

296

260

214

168

177

181

RPI 1-50

OVERALL

HOME

AWAY

NEUTRAL

NON-CONFERENCE

0- 1

0- 0

0- 1

0- 0

0- 1

RPI 51-100

1- 0

1- 0

0- 0

0- 0

1- 0

RPI 101-200

3- 6

2- 3

1- 3

0- 0

1- 3

RPI 150+

15- 9

6- 3

9- 6

0- 0

5- 4

TOTALS

16- 11

7- 4

9- 7

0- 0

6- 6

RPI 1-50

RPI

S

Opponent

Score

9

A

Kentucky

62

82

1124

RPI 51-100

RPI

S

Opponent

Score

88

H

Albany (NY)

69

64

1116

RPI 101-200

RPI

S

Opponent

Score

135

H

Northeastern

84

87

1113

169

A

Massachusetts

69

99

1202

170

H

New Hampshire

78

74

1221

183

A

NJIT

76

90

1119

186

A

Lehigh

73

81

0102

186

H

Lehigh

75

73

0131

190

H

Navy

67

83

0106

190

A

Navy

83

72

0203

193

H

Bucknell

71

74

0123

RPI 201+

RPI

s

Opponent

Score

208

A

Colgate

78

85

0120

208

H

Colgate

71

68

0217

212

A

South Fla.

78

66

1121

217

A

Canisius

68

84

1219

229

A

Army West Point

76

67

0127

233

H

Harvard

69

75

1208

246

H

Loyola Maryland

87

84

0118

246

A

Loyola Maryland

73

65

0213

249

A

UMass Lowell

80

60

1210

263

A

American

61

50

0113

263

H

American

71

51

0210

286

A

Quinnipiac

64

57

1213

292

A

Holy Cross

64

80

1230

293

A

Binghamton

75

65

1128

327

H

Lafayette

68

47

0109

327

A

Lafayette

89

82

0206

Team's RPI: 177

Non-Div I Games: Kean 86 53

DIV. I ONLY

DIV. I NON-CONF.

11- 15

7- 6

220

161

124

217

175

254

178

144

RPI 1-50

OVERALL

HOME

AWAY

NEUTRAL

NON-CONFERENCE

0- 2

0- 1

0- 1

0- 0

0- 0

RPI 51-100

0- 3

0- 1

0- 2

0- 0

0- 1

RPI 101-200

4- 9

2- 3

2- 5

0- 1

1- 5

RPI 150+

8- 4

2- 2

3- 1

3- 1

7- 2

TOTALS

11- 15

4- 5

4- 9

3- 1

7- 6

RPI 1-50

RPI

S

Opponent

Score

43

H

South Dakota St.

75

79

0123

43

A

South Dakota St.

68

85

0213

RPI 51-100

RPI

S

Opponent

Score

71

A

Kansas St.

72

93

1120

78

A

IPFW

65

85

0106

78

H

IPFW

82

95

0204

RPI 101-200

RPI

S

Opponent

Score

Team's RPI: 178

104

A

Northern Ill.

65

72

1114

131

H

Omaha

73

79

0109

131

A

Omaha

83

96

0130

133

A

North Dakota St.

65

66

0113

133

H

North Dakota St.

72

58

0211

140

A

Oral Roberts

94

84

0103

140

H

Oral Roberts

91

79

0206

145

A

UNLV

68

103

1222

147

A

Illinois

79

91

1219

153

A

Milwaukee

92

91

1217

158

N

Wright St.

69

77

1113

162

H

CSU Bakersfield

67

77

1212

171

H

IUPUI

66

77

0101

RPI 201+

RPI

s

Opponent

Score

210

A

Denver

52

66

0128

214

N

Eastern Wash.

77

71

1129

224

N

FGCU

89

81

1228

240

A

Minnesota

85

81

1205

255

H

Western Ill.

76

67

0120

267

A

Sacramento St.

96

90

1128

276

N

CSUN

76

72

1115

284

H

UMKC

79

70

1208

Non-Div I Games: South Dakota Mines 83 63 York (NE) 82 55

Old Dominion

Loss, Non-Conf, S Site, H Home, A Away, N Neutral

DIV. I ONLY

DIV. I NON-CONF.

9- 17

6- 7

260

193

47

89

108

269

180

183

RPI 1-50

OVERALL

HOME

AWAY

NEUTRAL

NON-CONFERENCE

0- 4

0- 3

0- 0

0- 1

0- 1

RPI 51-100

2- 4

1- 1

0- 3

1- 0

1- 1

RPI 101-200

5- 7

2- 3

2- 4

1- 0

3- 3

RPI 150+

5- 5

4- 2

1- 3

0- 0

4- 3

TOTALS

9- 17

5- 8

2- 8

2- 1

6- 7

RPI 1-50

RPI

S

Opponent

Score

6

N

Virginia

66

83

1122

11

H

Dayton

64

98

0206

23

H

Saint Joseph's

73

87

0113

46

H

George Washington

70

76

0131

RPI 51-100

RPI

S

Opponent

Score

51

H

St. Bonaventure

58

77

0106

56

A

VCU

47

71

0102

66

A

Davidson

75

81

0109

66

H

Davidson

60

59

0213

84

A

James Madison

46

69

1212

87

N

Ole Miss

68

62

1119

RPI 101-200

RPI

S

Opponent

Score

115

H

UNI

65

73

1208

122

A

Rhode Island

63

81

0209

123

A

Richmond

78

74

0203

138

A

Mercer

60

69

1116

141

N

Oklahoma St.

71

68

1120

142

H

Duquesne

75

86

0122

158

H

Wright St.

66

39

1128

166

A

Towson

54

75

1202

187

A

Fordham

62

73

0120

198

A

Saint Louis

92

79

0117

198

H

Saint Louis

77

79

0217

200

H

Wagner

71

60

1222

Team's RPI: 180

RPI 201+

RPI

s

Opponent

Score

208

H

Colgate

53

66

1113

220

A

Manhattan

67

69

1125

272

H

Penn

63

44

1205

324

H

Longwood

75

70

1219

Non-Div I Games:

DIV. I ONLY

DIV. I NON-CONF.

10- 15

5- 6

230

196

82

41

170

322

181

157

RPI 1-50		RPI 51-100		RPI 101-200		RPI 150+		TOTALS	
OVERALL	0- 2		0- 3		8- 8		5- 5		10- 15
HOME	0- 1		0- 1		6- 3		4- 1		7- 5
AWAY	0- 1		0- 1		2- 4		1- 3		3- 7
NEUTRAL	0- 0		0- 1		0- 1		0- 1		0- 3
NON-CONFERENCE	0- 1		0- 1		3- 3		3- 3		5- 6

RPI 1-50				RPI 51-100				RPI 101-200				Team's RPI: 181				RPI 201+			
RPI	S	Opponent	Score	RPI	S	Opponent	Score	RPI	S	Opponent	Score				RPI	s	Opponent	Score	
28	H	California	72 78 1205	89	N	Houston	89 94 1222	102	A	Fresno St.	60 71 0126				210	A	Denver	68 52 1202	
48	A	San Diego St.	55 67 1230	98	H	Boise St.	71 81 0123	102	H	Fresno St.	75 79 0217				270	N	Montana St.	82 83 1122	
				98	A	Boise St.	71 94 0213	112	A	Nevada	68 71 0102				270	H	Montana St.	82 68 1128	
								112	H	Nevada	69 75 0120				299	A	San Jose St.	55 62 0113	
								114	A	New Mexico	70 68 0116								
								121	A	New Mexico St.	62 59 1213								
								129	N	Marshall	82 90 1221								
								131	H	Omaha	76 75 1219								
								144	H	Utah St.	84 65 0206								
								145	H	UNLV	59 57 0109								
								162	H	CSU Bakersfield	68 64 1125								
								168	A	Indiana St.	55 70 1116								
								184	H	Colorado St.	83 76 0130								
								185	H	Southern U.	58 68 1210								
								199	H	Air Force	64 52 0106								
								199	A	Air Force	62 70 0202								

Non-Div I Games: N.M. Highlands 83 67

DIV. I ONLY

DIV. I NON-CONF.

12- 12

4- 7

168

227

152

8

262

291

182

149

RPI 1-50

OVERALL

HOME

AWAY

NEUTRAL

NON-CONFERENCE

0- 0

0- 0

0- 0

0- 0

0- 0

RPI 51-100

1- 4

1- 1

0- 3

0- 0

1- 3

RPI 101-200

3- 6

1- 2

0- 3

2- 1

2- 4

RPI 150+

9- 4

5- 1

3- 2

1- 1

2- 2

TOTALS

12- 12

7- 4

3- 7

2- 1

4- 7

RPI 1-50

RPI S Opponent Score

73

A

Georgia

52

63

1120

80

H

Middle Tenn.

76

65

1117

89

A

Houston

78

93

1202

91

H

Evansville

81

85

1205

99

A

Belmont

73

81

0114

RPI 51-100

RPI S Opponent Score

106

N

Pepperdine

59

55

1124

107

A

Illinois St.

61

63

1213

110

H

Tennessee Tech

65

71

0107

128

H

Southern Ill.

73

88

1218

139

A

Tennessee St.

71

73

0116

149

H

Morehead St.

62

57

0102

152

N

Weber St.

59

75

1125

153

N

Milwaukee

66

63

1123

158

A

Wright St.

49

65

1222

RPI 101-200

Team's RPI: 182

RPI S Opponent Score

216

A

Eastern Ky.

75

71

0127

228

A

UT Martin

59

63

0130

236

H

Austin Peay

73

76

0206

281

H

Eastern Ill.

68

58

0121

305

H

SIUE

70

54

0123

305

A

SIUE

70

64

0211

313

H

Jacksonville St.

69

54

0109

331

A

Southeast Mo. St.

78

72

0204

331

H

Southeast Mo. St.

83

56

0213

332

H

Alabama A&M

63

61

1128

Non-Div I Games:	Harris-Stowe	105 55	Brescia	101 75
------------------	--------------	--------	---------	--------

Colorado State.

DIV. I ONLY

DIV. I NON-CONF.

15- 8

5- 5

84

173

345

192

318

202

185

119

RPI 1-50

OVERALL0- 0

HOME0- 0

AWAY0- 0

NEUTRAL0- 0

NON-CONFERENCE0- 0

RPI 51-100

0- 1

0- 0

0- 1

0- 0

0- 1

RPI 101-200

2- 4

0- 0

2- 3

0- 1

2- 4

RPI 150+

15- 3

8- 0

6- 3

1- 0

5- 0

TOTALS

15- 8

8- 0

6- 7

1- 1

5- 5

RPI 1-50

RPI 51-100

RPI 101-200

Team's RPI: 185

RPI 201+

RPI S Opponent Score

95 A Grand Canyon 56 70 1208

RPI S Opponent Score

111 A Louisiana Tech 76 83 1218

131 N Omaha 53 74 1222

136 A Memphis 67 72 1215

137 A Arkansas 68 86 1113

165 A Mississippi St. 76 72 1116

181 A Wyoming 68 58 1210

RPI s Opponent Score

213 A Texas Southern 66 88 0102

218 H Jackson St. 74 66 0111

218 A Jackson St. 80 81 0208

237 H Tulane 90 82 1119

252 H Alcorn 75 64 0130

300 H Alabama St. 73 69 0123

303 A Ark.-Pine Bluff 69 55 0116

303 H Ark.-Pine Bluff 66 58 0213

319 N N.C. Central 68 63 1221

328 A Mississippi Val. 67 54 0118

328 H Mississippi Val. 97 64 0215

332 H Alabama A&M 73 52 0125

336 A Southeastern La. 73 69 1204

348 A Prairie View 65 71 0104

349 H Grambling 66 61 0109

349 A Grambling 79 66 0206

Non-Div I Games:	Dillard	79	65	Paul Quinn	96	63	Ecclesia	96	69
------------------	---------	----	----	------------	----	----	----------	----	----

Average RPI Win:	245	WON-LOST	WINNING	STRENGTH OF	OPP. STRENGTH	TEAM	SOS w/in Conf
Average RPI Loss:	150	RECORD	PCT. RANK	SCHEDULE	OF SCHEDULE	RPI	
							.45501 (3)

DIV. I ONLY	11- 14	210	137	255	186
DIV. I NON-CONF.	1- 9	321	20	177	257

RPI 1-50	RPI 51-100	RPI 101-200	RPI 150+	TOTALS	
OVERALL 0- 3	0- 2	3- 4	11- 8	11- 14	
HOME 0- 0	0- 2	1- 2	6- 3	6- 5	
AWAY 0- 3	0- 0	2- 2	5- 5	5- 9	
NEUTRAL 0- 0	0- 0	0- 0	0- 0	0- 0	
NON-CONFERENCE 0- 3	0- 2	0- 1	1- 3	1- 9	

RPI 1-50					RPI 51-100					RPI 101-200					RPI 201+					
RPI	S	Opponent	Score		RPI	S	Opponent	Score		RPI	S	Opponent	Score		Team's RPI: 186	RPI	s	Opponent	Score	
6	A	Virginia	54	80	1125	53	H Stony Brook	62	75	1222	126	A Columbia	61	88	1122	208	H Colgate	79	70	0127
19	A	Purdue	55	77	1128	57	H Yale	67	79	1119	177	H Boston U.	81	73	0102	217	A Canisius	89	98	1116
41	A	Syracuse	47	57	1113						177	A Boston U.	73	75	0131	229	H Army West Point	82	88	1230
											190	H Navy	64	69	0120	239	H Mt. St. Mary's	76	73	1219
											190	A Navy	77	74	0217	244	A Saint Francis (PA)	73	84	1202
											193	H Bucknell	76	82	0111	246	A Loyola Maryland	50	51	0106
											193	A Bucknell	80	65	0210	246	H Loyola Maryland	71	66	0203
																263	A American	65	50	0109
																263	H American	72	49	0206
																292	A Holy Cross	87	66	0116
																292	H Holy Cross	64	59	0215
																302	A Robert Morris	67	69	1217
																327	A Lafayette	87	72	0208

Non-Div I Games: Rochester College 84 50

L
e
h
i
g
h

L
e
h
i
g
h

DIV. I ONLY

DIV. I NON-CONF.

12- 11

8- 2

158

46

153

344

105

328

187

187

RPI 1-50

OVERALL0- 4

HOME0- 2

AWAY0- 2

NEUTRAL0- 0

NON-CONFERENCE0- 0

RPI 51-100

0- 3

0- 1

0- 2

0- 0

0- 1

RPI 101-200

3- 3

2- 1

1- 2

0- 0

0- 0

RPI 150+

12- 1

11- 0

1- 0

0- 1

8- 1

TOTALS

12- 11

11- 4

1- 6

0- 1

8- 2

RPI 1-50

RPI S Opponent Score

11 H Dayton 50 64 0124

23 A Saint Joseph's 55 80 0116

23 H Saint Joseph's 60 82 0206

46 A George Washington 63 69 0103

RPI 51-100

RPI S Opponent Score

51 H St. Bonaventure 72 76 0210

56 A VCU 54 88 0113

100 A UT Arlington 72 77 1114

RPI 101-200

Team's RPI: 187

RPI S Opponent Score

122 A Rhode Island 63 79 0127

123 H Richmond 82 93 0110

123 A Richmond 67 71 0213

169 A Massachusetts 78 72 0130

169 H Massachusetts 76 66 0217

180 H George Mason 73 62 0120

RPI 201+

RPI s Opponent Score

206 N Boston College 55 64 1222

208 H Colgate 84 58 1124

211 H St. John's (NY) 73 57 1202

220 H Manhattan 87 64 1128

230 H Fairleigh Dickinson 85 62 1121

231 H La Salle 66 61 0106

268 H LIU Brooklyn 89 84 1208

309 H Maine 70 53 1219

326 H Coppin St. 92 55 1213

351 H Central Conn. St. 86 54 1205

Non-Div I Games: Queens (NY) 76 57

Washington St.

(OFFICIAL) Through Games Of Games Through February 17, 2016

SOS w/in Conf

Average RPI Win: 222

WON-LOST RECORD

WINNING PCT. RANK

STRENGTH OF SCHEDULE

OPP. STRENGTH OF SCHEDULE

TEAM RPI

Average RPI Loss: 55

.64732 (6)

DIV. I ONLY	8- 16	261	33	72	188
DIV. I NON-CONF.	7- 4	103	130	310	154

RPI 1-50

RPI 51-100

RPI 101-200

RPI 150+

TOTALS

OVERALL0- 9

HOME0- 4

AWAY0- 4

NEUTRAL0- 1

NON-CONFERENCE0- 1

1- 5

1- 3

0- 2

0- 0

0- 1

1- 1

6- 1

6- 0

0- 1

0- 0

6- 1

8- 16

7- 7

0- 7

1- 2

7- 4

RPI 1-50				RPI 51-100				RPI 101-200				Team's RPI: 188				RPI 201+			
RPI	S	Opponent	Score	RPI	S	Opponent	Score	RPI	S	Opponent	Score	RPI	S	Opponent	Score	RPI	S	Opponent	Score
4	N	Oklahoma	60 88 1222	55	H	Gonzaga	60 69 1202	114	N	New Mexico	82 59 1225	209	H	UTEP	84 68 1213				
16	H	Utah	71 92 0121	62	H	Washington	95 99 0109	115	N	UNI	59 63 1223	213	H	Texas Southern	77 65 1128				
16	A	Utah	47 88 0214	69	H	UCLA	85 78 0103					221	A	Idaho	74 78 1210				
22	H	Southern California	77 90 0101	69	A	UCLA	50 83 0130					274	H	Idaho St.	85 67 1120				
22	A	Southern California	71 81 0128	81	A	Arizona St.	73 84 0114					290	H	Texas St.	78 73 1218				
24	A	Arizona	66 90 0116	81	H	Arizona St.	55 67 0206					291	H	Portland St.	91 67 1206				
24	H	Arizona	64 79 0203									316	H	Northern Ariz.	82 70 1113				
31	H	Colorado	70 75 0123																
31	A	Colorado	81 88 0211																

Washington St.

Non-Div I Games: Cal St. L.A. 74 57

Hampton

Non-Div I Games:	Washington Adventi	69	67
------------------	--------------------	----	----

DIV. I ONLY

DIV. I NON-CONF.

17- 10

8- 4

98

90

305

276

265

288

190

160

RPI 1-50

OVERALL

HOME

AWAY

NEUTRAL

NON-CONFERENCE

0- 2

0- 1

0- 0

0- 1

0- 2

RPI 51-100

1- 1

0- 1

0- 0

1- 0

1- 1

RPI 101-200

3- 3

1- 2

2- 1

0- 0

1- 0

RPI 150+

16- 7

4- 5

11- 2

1- 0

7- 1

TOTALS

17- 10

4- 7

11- 2

2- 1

8- 4

RPI 1-50

RPI S Opponent Score

3 N Oregon 47 67 1207

30 H Florida 41 59 1113

RPI 51-100

RPI S Opponent Score

78 N IPFW 75 53 1129

97 H Col. of Charleston 58 72 1116

RPI 101-200

Team's RPI: 190

RPI S Opponent Score

154 H Furman 62 49 1222

177 A Boston U. 83 67 0106

177 H Boston U. 72 83 0203

186 A Lehigh 69 64 0120

186 H Lehigh 74 77 0217

193 A Bucknell 58 88 1230

RPI 201+

RPI s Opponent Score

208 A Colgate 71 68 0109

208 H Colgate 55 58 0206

229 A Army West Point 64 50 0201

246 H Loyola Maryland 60 52 0113

246 A Loyola Maryland 71 51 0210

263 H American 58 63 0127

266 N Jacksonville 71 65 1128

272 A Penn 65 59 1202

287 A UNCG 70 66 1127

292 H Holy Cross 65 60 0102

292 A Holy Cross 80 87 0130

327 H Lafayette 87 61 0116

327 A Lafayette 74 68 0213

330 A USC Upstate 67 55 1119

330 H USC Upstate 57 66 1214

333 A VMI 68 62 1212

335 A UMBC 75 54 1125

DIV. I ONLY

DIV. I NON-CONF.

10- 16

7- 6

238

161

66

115

67

151

191

178

RPI 1-50

OVERALL

HOME

AWAY

NEUTRAL

NON-CONFERENCE

1- 6

1- 0

0- 6

0- 0

0- 2

RPI 51-100

0- 5

0- 2

0- 2

0- 1

0- 1

RPI 101-200

5- 5

5- 3

0- 0

0- 2

3- 3

RPI 150+

5- 1

5- 1

0- 0

0- 0

5- 0

TOTALS

10- 16

10- 5

0- 8

0- 3

7- 6

RPI 1-50

RPI 51-100

RPI 101-200

Team's RPI: 191

RPI 201+

RPI

S

Opponent

Score

5

A

Xavier

66 78 1117

9

A

Kentucky

54 88 0127

24

A

Arizona

52 88 1213

25

A

Texas A&M

53 66 0123

32

A

Alabama

71 80 0206

34

A

South Carolina

72 81 0116

34

H

South Carolina

72 67 0216

RPI

S

Opponent

Score

64

A

Vanderbilt

71 86 0210

71

N

Kansas St.

42 66 1123

73

A

Georgia

59 77 0106

73

H

Georgia

57 60 0120

87

H

Ole Miss

73 76 0203

RPI

S

Opponent

Score

104

H

Northern Ill.

78 71 1204

109

H

North Carolina St.

59 73 1219

113

N

Northwestern

62 67 1124

125

H

Tennessee

75 64 0213

130

H

Auburn

76 61 0109

131

H

Omaha

85 78 1209

137

H

Arkansas

61 94 0112

147

N

Illinois

63 68 1223

165

H

Mississippi St.

62 76 0130

194

H

Wofford

83 74 1113

RPI

s

Opponent

Score

251

H

Arkansas St.

88 78 1201

295

H

UMES

73 55 1115

303

H

Ark.-Pine Bluff

78 25 1229

312

H

Savannah St.

81 50 0102

Non-Div I Games:

Cornell

Average RPI Win:

250

Average RPI Loss:

130

WON-LOST
RECORD

WINNING
PCT. RANK

(OFFICIAL) Through Games Of Games Through February 17, 2016

STRENGTH OF
SCHEDULE

OPP. STRENGTH
OF SCHEDULE

TEAM
RPI

SOS w/in Conf

.50928

(2)

DIV. I ONLY

DIV. I NON-CONF.

8- 13

6- 7

247

193

141

159

197

227

192

168

OVERALL

HOME

AWAY

NEUTRAL

NON-CONFERENCE

RPI 1-50

0- 4

0- 2

0- 2

0- 0

0- 3

RPI 51-100

1- 3

1- 1

0- 2

0- 0

1- 2

RPI 101-200

0- 2

0- 1

0- 1

0- 0

0- 0

RPI 150+

7- 4

2- 1

5- 3

0- 0

5- 2

TOTALS

8- 13

3- 5

5- 8

0- 0

6- 7

RPI 1-50

RPI 51-100

RPI 101-200

Team's RPI: 192

RPI 201+

RPI

S

Opponent

Score

36

H

Monmouth

69 78 1223

39

H

Princeton

56 85 0212

41

A

Syracuse

46 67 1219

45

A

Pittsburgh

49 93 1125

RPI

S

Opponent

Score

57

A

Yale

52 83 0206

79

A

Georgia Tech

81 116 1113

88

H

Albany (NY)

70 75 0102

92

H

Siena

81 80 1201

RPI

S

Opponent

Score

126

A

Columbia

70 74 0116

126

H

Columbia

68 79 0123

RPI

s

Opponent

Score

208

A

Colgate

101 98 1116

217

A

Canisius

62 87 1121

226

A

Saint Peter's

65 62 1228

233

A

Harvard

77 65 0129

249

A

UMass Lowell

77 80 1129

272

H

Penn

84 92 0213

293

H

Binghamton

76 59 1118

304

A

Dartmouth

77 73 0130

311

A

Brown

80 86 0205

317

A

Howard

84 81 0106

327

H

Lafayette

85 67 1205

Cornell

Non-Div I Games: Penn St. Harrisburg 76 47

DIV. I ONLY

DIV. I NON-CONF.

13- 12

2- 8

159

298

241

161

220

117

193

253

RPI 1-50

OVERALL

HOME

AWAY

NEUTRAL

NON-CONFERENCE

0- 1

0- 0

0- 1

0- 0

0- 1

RPI 51-100

0- 1

0- 1

0- 0

0- 0

0- 1

RPI 101-200

3- 6

1- 4

2- 2

0- 0

0- 5

RPI 150+

13- 6

6- 3

7- 3

0- 0

2- 2

TOTALS

13- 12

6- 6

7- 6

0- 0

2- 8

RPI 1-50

RPI S Opponent Score

39 A Princeton 77 89 1222

RPI 51-100

RPI S Opponent Score

92 H Siena 81 83 1124

RPI 101-200

Team's RPI: 193

RPI S Opponent Score

101 A Penn St. 58 62 1128

109 A North Carolina St. 86 99 1205

117 H Wake Forest 82 90 1115

126 H Columbia 61 72 1202

163 H Fairfield 91 101 1227

177 A Boston U. 74 71 0123

186 A Lehigh 82 76 0111

186 H Lehigh 65 80 0210

190 H Navy 88 58 1230

RPI 201+

RPI s Opponent Score

208 H Colgate 73 84 0116

208 A Colgate 81 91 0213

220 A Manhattan 80 67 1121

229 A Army West Point 84 76 0102

229 H Army West Point 94 66 0130

239 A Mt. St. Mary's 73 81 1208

246 A Loyola Maryland 67 58 0120

246 H Loyola Maryland 87 52 0217

263 H American 72 54 0106

263 A American 55 69 0203

292 H Holy Cross 98 71 0109

292 A Holy Cross 77 52 0206

302 A Robert Morris 81 76 1118

327 H Lafayette 79 67 0125

Non-Div I Games: Shenandoah 107 61

DIV. I ONLY

DIV. I NON-CONF.

13- 9

4- 4

127

173

324

325

174

5

195

195

RPI 1-50

OVERALL0- 1

HOME0- 0

AWAY0- 1

NEUTRAL0- 0

NON-CONFERENCE0- 1

RPI 51-100

0- 2

0- 0

0- 2

0- 0

0- 2

RPI 101-200

3- 3

2- 1

1- 2

0- 0

0- 1

RPI 150+

13- 4

8- 3

5- 1

0- 0

4- 0

TOTALS

13- 9

8- 3

5- 6

0- 0

4- 4

RPI 1-50

RPI S Opponent Score

27 A Texas Tech 73 77 1113

RPI 51-100

RPI S Opponent Score

58 A William & Mary 75 78 1221

73 A Georgia 46 49 1125

RPI 101-200

RPI S Opponent Score

109 A North Carolina St. 73 76 1216

148 A Winthrop 66 86 0114

159 H UNC Asheville 73 69 0120

161 H Radford 77 60 1231

175 H Coastal Caro. 68 71 0116

175 A Coastal Caro. 68 67 0211

Team's RPI: 195

RPI 201+

RPI s Opponent Score

215 A Gardner-Webb 66 64 1205

215 H Gardner-Webb 74 79 0203

222 H Western Caro. 75 69 1121

250 A Liberty 67 69 0123

250 H Liberty 76 80 0206

260 A Drexel 75 66 1118

278 A Charleston So. 78 73 0102

278 H Charleston So. 72 50 0213

287 H UNCG 90 72 1209

318 A Campbell 73 63 0127

324 H Longwood 90 66 1202

339 H Morgan St. 82 72 1128

340 H Presbyterian 82 66 0109

Non-Div I Games:	UVa-Wise	111 74	N.C. Wesleyan	93 69	Methodist	96 50
------------------	----------	--------	---------------	-------	-----------	-------

DIV. I ONLY

DIV. I NON-CONF.

11- 13

6- 5

201

153

194

323

90

218

196

246

RPI 1-50

OVERALL

HOME

AWAY

NEUTRAL

NON-CONFERENCE

0- 4

0- 2

0- 2

0- 0

0- 1

RPI 51-100

0- 5

0- 3

0- 2

0- 0

0- 2

RPI 101-200

1- 2

1- 1

0- 1

0- 0

1- 0

RPI 150+

11- 2

7- 0

4- 2

0- 0

6- 2

TOTALS

11- 13

7- 6

4- 7

0- 0

6- 5

RPI 1-50

RPI

S

Opponent

Score

12

A

SMU

73

88

0110

44

H

UConn

41

67

0131

46

H

George Washington

50

67

1229

47

A

Tulsa

60

75

0124

RPI 51-100

RPI

S

Opponent

Score

60

H

Cincinnati

51

69

0209

61

H

Temple

60

62

0206

66

A

Davidson

85

90

1114

72

H

UC Irvine

60

61

1118

89

A

Houston

58

82

0213

RPI 101-200

RPI

S

Opponent

Score

136

H

Memphis

86

97

0126

136

A

Memphis

56

73

0217

169

H

Massachusetts

67

63

1208

Team's RPI: 196

RPI 201+

RPI

s

Opponent

Score

201

A

East Carolina

71

68

0102

201

H

East Carolina

89

69

0116

203

A

Detroit

89

95

1219

212

H

South Fla.

75

64

0106

212

A

South Fla.

64

54

0120

237

A

Tulane

70

62

0204

241

A

Miami (OH)

63

64

1128

285

H

Fla. Atlantic

75

61

1212

287

H

UNCG

65

54

1121

301

A

Stetson

94

85

1202

308

H

Bethune-Cookman

101

96

1222

347

H

Ill.-Chicago

88

58

1205

Non-Div I Games:

DIV. I ONLY		7- 15	272	107	187	197
DIV. I NON-CONF.		4- 7	227	68	184	148
<hr/>						
RPI 1-50		RPI 51-100		RPI 101-200		RPI 150+
OVERALL	0- 2	1- 8		1- 2		5- 3
HOME	0- 0	1- 4		1- 0		0- 1
AWAY	0- 2	0- 4		0- 2		3- 2
NEUTRAL	0- 0	0- 0		0- 0		2- 0
NON-CONFERENCE	0- 2	0- 3		1- 2		3- 0
TOTALS						4- 7
<hr/>						
RPI 1-50				RPI 51-100		
RPI	S	Opponent	Score	RPI	S	Opponent
22	A	Southern California	82 101 1217	69	A	UCLA
25	A	Texas A&M	63 82 1229	70	A	St. Mary's (CA)
				72	H	UC Irvine
				78	H	IPFW
				85	A	Hawaii
				85	H	Hawaii
				90	H	Long Beach St.
				90	A	Long Beach St.
				93	H	UC Santa Barbara
RPI 101-200				RPI 201+		
RPI	S	Opponent	Score	RPI	S	Opponent
102	H	Fresno St.	77 65 1205	236	N	Austin Peay
124	A	A&M-Corpus Christi	74 80 1220	276	A	CSUN
145	A	UNLV	72 74 1113	277	A	UC Davis
				283	H	UC Riverside
				283	A	UC Riverside
				289	A	Cal St. Fullerton
				335	N	UMBC
				345	A	UTSA

Non-Div I Games:	Cal St. Monterey Bay	71	62	Antelope Valley	85	55
-------------------------	-----------------------------	-----------	-----------	------------------------	-----------	-----------

Saint Louis

Non-Div I Games:

Wagner

Average RPI Win:

281

Average RPI Loss:

195

WON-LOST
RECORD

15- 9
6- 4

WINNING
PCT. RANK

102
132

STRENGTH OF
SCHEDULE

331
301

OPP. STRENGTH
OF SCHEDULE

324
194

TEAM
RPI

200
156

SOS w/in Conf

.38106

(7)

DIV. I ONLY	15- 9	102	331	324	200
DIV. I NON-CONF.	6- 4	132	301	194	156

RPI 1-50

RPI 51-100

RPI 101-200

RPI 150+

TOTALS

OVERALL	0- 2	0- 0	1- 1	15- 7	15- 9
HOME	0- 0	0- 0	0- 0	8- 3	8- 3
AWAY	0- 2	0- 0	1- 1	7- 4	7- 6
NEUTRAL	0- 0	0- 0	0- 0	0- 0	0- 0
NON-CONFERENCE	0- 2	0- 0	1- 1	6- 2	6- 4

RPI 1-50				RPI 51-100				RPI 101-200				Team's RPI: 200				RPI 201+			
RPI	S	Opponent	Score	RPI	S	Opponent	Score	RPI	S	Opponent	Score	RPI	S	Opponent	Score	RPI	S	Opponent	Score
36	A	Monmouth	54 73 1213					163	A	Fairfield	76 64 1218	211	A	St. John's (NY)	57 66 1113				
42	A	Seton Hall	59 69 1115					180	A	George Mason	60 71 1222	230	H	Fairleigh Dickinson	79 82 0204				
								</											

Average RPI Win:		East Carolina		(OFFICIAL) Through Games Of Games Through February 17, 2016		SOS w/in Conf	
Average RPI Loss:		234	WON-LOST	WINNING	STRENGTH OF	OPP. STRENGTH	TEAM
		94	RECORD	PCT. RANK	SCHEDULE	OF SCHEDULE	RPI
							.57665 (5)
DIV. I ONLY		10- 16	238	102	113	201	
DIV. I NON-CONF.		8- 5	119	185	284	139	
RPI 1-50		RPI 51-100		RPI 101-200		RPI 150+	TOTALS
OVERALL	0- 6	2- 6		1- 2		7- 4	10- 16
HOME	0- 2	2- 1		0- 1		6- 3	8- 6
AWAY	0- 4	0- 4		1- 1		0- 1	1- 9
NEUTRAL	0- 0	0- 1		0- 0		1- 0	1- 1
NON-CONFERENCE	0- 2	1- 3		0- 0		7- 0	8- 5
RPI 1-50				RPI 51-100			
RPI	S	Opponent	Score	RPI	S	Opponent	Score
12	H	SMU	55 79 0113	52	N	Little Rock	46 54 1126
28	A	California	62 70 1120	60	A	Cincinnati	60 75 0213
44	A	UConn	67 85 0207	61	A	Temple	60 78 0109
47	A	Tulsa	43 55 0105	61	H	Temple	64 61 0127
47	H	Tulsa	69 84 0119	63	H	UNCW	78 73 1216
48	A	San Diego St.	54 79 1123	84	A	James Madison	61 67 1220
				89	H	Houston	93 97 0130
				97	A	Col. of Charleston	73 77 1207
				RPI 101-200			
RPI	S	Opponent	Score	RPI	S	Opponent	Score
136	A	Memphis	84 83 0124	196	H	UCF	68 71 0102
196	H	UCF	69 89 0116	196	A	UCF	69 89 0116
				RPI 201+			
RPI	s	Opponent	Score	RPI	s	Opponent	Score
212	H	South Fla.	52 69 0216	234	H	South Carolina St.	98 71 1222
234	H	South Carolina St.	98 71 1222	237	H	Tulane	92 100 0210
237	H	Tulane	92 100 0210	238	H	Charlotte	88 74 1116
238	H	Charlotte	88 74 1116	285	H	Fla. Atlantic	74 48 1201
285	H	Fla. Atlantic	74 48 1201	301	N	Stetson	93 73 1127
301	N	Stetson	93 73 1127	330	H	USC Upstate	82 71 1204
330	H	USC Upstate	82 71 1204	338	H	N.C. A&T	71 60 1213
338	H	N.C. A&T	71 60 1213	349	H	Grambling	61 53 1113
349	H	Grambling	61 53 1113				

Non-Div I Games:

DIV. I ONLY

DIV. I NON-CONF.

11- 13

2- 11

201

310

256

77

266

66

202

224

RPI 1-50

OVERALL

HOME

AWAY

NEUTRAL

NON-CONFERENCE

0- 3

0- 1

0- 2

0- 0

0- 3

RPI 51-100

0- 4

0- 0

0- 2

0- 2

0- 4

RPI 101-200

0- 4

0- 0

0- 2

0- 2

0- 3

RPI 150+

11- 6

4- 1

7- 3

0- 2

2- 4

TOTALS

11- 13

4- 2

7- 7

0- 4

2- 11

RPI 1-50

RPI

S

Opponent

Score

32

A

Alabama

49

68

0102

34

A

South Carolina

69

84

1114

39

H

Princeton

74

83

0105

RPI 51-100

RPI

S

Opponent

Score

60

A

Cincinnati

59

75

1215

72

N

UC Irvine

62

80

1222

77

N

Ohio

71

93

1121

91

A

Evansville

70

84

1217

RPI 101-200

RPI

S

Opponent

Score

168

N

Indiana St.

61

70

1120

172

N

DePaul

78

82

1123

179

A

Old Dominion

57

68

1229

189

A

Hampton

76

86

0130

RPI 201+

RPI

s

Opponent

Score

209

A

UTEP

85

76

1221

234

H

South Carolina St.

87

74

0123

275

A

Northern Ky.

60

81

1213

295

A

UMES

76

70

0208

308

H

Bethune-Cookman

70

72

0111

312

H

Savannah St.

92

73

0125

316

A

Northern Ariz.

70

66

1130

317

A

Howard

99

92

0206

319

A

N.C. Central

88

79

0116

326

A

Coppin St.

88

56

1207

338

A

N.C. A&T

75

68

0118

339

H

Morgan St.

79

73

0213

350

H

Florida A&M

77

56

0109

Team's RPI: 202

Non-Div I Games: Washington Adventi 78 58 Mercy 71 65

DIV. I ONLY

DIV. I NON-CONF.

10- 13

6- 5

218

153

159

63

191

206

204

111

RPI 1-50

OVERALL0- 2

HOME0- 0

AWAY0- 2

NEUTRAL0- 0

NON-CONFERENCE0- 2

RPI 51-100

2- 2

2- 1

0- 1

0- 0

1- 1

RPI 101-200

2- 4

1- 1

0- 2

1- 1

2- 1

RPI 150+

8- 6

5- 1

2- 4

1- 1

5- 1

TOTALS

10- 13

7- 3

2- 8

1- 2

6- 5

RPI 1-50

RPI S Opponent Score

5 A Xavier64 95 1205

29 A Louisville56 78 1219

RPI 51-100

RPI S Opponent Score

53 H Stony Brook67 66 1121

80 H Middle Tenn.64 66 0130

96 H UAB69 62 0128

99 A Belmont85 90 1118

RPI 101-200

RPI S Opponent Score

129 A Marshall76 94 0103

129 H Marshall93 96 0213

142 N Duquesne73 81 1125

156 N Central Mich.88 60 1124

168 H Indiana St.75 62 1213

179 A Old Dominion62 68 0121

RPI 201+

RPI s Opponent Score

203 H Detroit79 74 1222

209 A UTEP89 93 0206

216 H Eastern Ky.86 84 1201

238 A Charlotte71 88 0123

258 H FIU72 75 0107

273 A Rice73 83 0114

285 H Fla. Atlantic86 82 0109

297 A North Texas81 76 0116

306 N Drake79 81 1123

332 H Alabama A&M79 70 1216

345 A UTSA83 71 0204

Team's RPI: 204

Non-Div I Games:	Campbellsville	97	77	Brescia	93	66
------------------	----------------	----	----	---------	----	----

DIV. I ONLY				10- 9	156	329	268	205
DIV. I NON-CONF.				2- 5	260	122	24	147
				RPI 1-50	RPI 51-100	RPI 101-200	RPI 150+	TOTALS
OVERALL				0- 3	0- 0	1- 2	9- 5	10- 9
HOME				0- 0	0- 0	1- 1	4- 1	5- 1
AWAY				0- 3	0- 0	0- 1	5- 4	5- 8
NEUTRAL				0- 0	0- 0	0- 0	0- 0	0- 0
NON-CONFERENCE				0- 3	0- 0	0- 0	2- 2	2- 5
RPI 1-50				RPI 51-100				Team's RPI: 205
RPI	S	Opponent	Score	RPI	S	Opponent	Score	Score
4	A	Oklahoma	63 96 1124					211 A St. John's (NY) 73 51 1218
19	A	Purdue	61 96 1118			103 A Stephen F. Austin 46 84 0215		267 A Sacramento St. 70 73 1207
28	A	California	62 74 1209			124 H A&M-Corpus Christi 70 65 0202		268 A LIU Brooklyn 59 66 1222
						176 H Sam Houston St. 72 78 0102		273 A Rice 82 76 1229
								320 H Central Ark. 71 69 0212
								321 H Nicholls St. 68 61 0130
								321 A Nicholls St. 60 71 0208
								325 A New Orleans 71 68 0111
								329 H Abilene Christian 74 60 0123
								336 A Southeastern La. 75 71 0116
								337 H Northwestern St. 70 56 0109
								341 A McNeese St. 76 79 0125
								343 A Lamar 74 71 0206

Non-Div I Games: Our Lady Of The Lak 97 99 Schreiner 73 49 Texas Lutheran 86 65 Dallas Christian 108 71

Western
Michigan.

Colgate

Average RPI Win: 232

Average RPI Loss: 188

WON-LOST RECORD

WINNING PCT. RANK

(OFFICIAL) Through Games Of Games Through February 17, 2016

STRENGTH OF SCHEDULE

OPP. STRENGTH OF SCHEDULE

TEAM RPI

SOS w/in Conf .46714 (1)

DIV. I ONLY	11- 14	210	240	242	208
DIV. I NON-CONF.	3- 7	252	271	90	236

RPI 1-50		RPI 51-100		RPI 101-200		RPI 150+		TOTALS	
OVERALL	0- 1	0- 2		6- 6		11- 11		11- 14	
HOME	0- 0	0- 0		3- 2		6- 3		6- 3	
AWAY	0- 1	0- 2		3- 4		5- 8		5- 11	
NEUTRAL	0- 0	0- 0		0- 0		0- 0		0- 0	
NON-CONFERENCE	0- 1	0- 2		2- 3		3- 4		3- 7	

RPI 1-50				RPI 51-100				RPI 101-200				RPI 201+				Team's RPI: 208	
RPI	S	Opponent	Score	RPI	S	Opponent	Score	RPI	S	Opponent	Score	RPI	s	Opponent	Score		
41	A	Syracuse	51 78 1208	79	A	Georgia Tech	60 76 1223	164	A	TCU	49 76 1205	229	H	Army West Point	80 66 0113		
				88	A	Albany (NY)	67 88 1119	170	H	New Hampshire	75 59 1213	229	A	Army West Point	72 82 0208		
								177	H	Boston U.	85 78 0120	246	A	Loyola Maryland	65 68 0201		
								177	A	Boston U.	68 71 0217	263	A	American	56 37 0103		
								180	A	George Mason	66 53 1113	263	H	American	49 54 0130		
								186	A	Lehigh	70 79 0127	292	A	Holy Cross	63 65 0106		
								187	A	Fordham	58 84 1124	292	H	Holy Cross	76 61 0124		
								190	H	Navy	68 71 0109	293	A	Binghamton	50 69 1201		
								190	A	Navy	58 55 0206	327	H	Lafayette	77 70 1230		
								192	H	Cornell	98 101 1116	335	A	UMBC	71 63 1128		
								193	A	Bucknell	84 73 0116						
								193	H	Bucknell	91 81 0213						

C o l g a t e

U
T
E
P

Non-Div I Games:	Loyola (LA)	96	49
-------------------------	--------------------	-----------	-----------

South Fla.

Average RPI Win:199

WON-LOST RECORD

WINNING PCT. RANK

(OFFICIAL) Through Games Of Games Through February 17, 2016

STRENGTH OF SCHEDULE

OPP. STRENGTH OF SCHEDULE

TEAM RPI

SOS w/in Conf

.5971

(2)

DIV. I ONLY

DIV. I NON-CONF.

6- 21

318

34

131

212

3- 10

283

40

263

256

OVERALL

HOME

AWAY

NEUTRAL

NON-CONFERENCE

RPI 1-50

0- 6

0- 2

0- 3

0- 1

0- 4

RPI 51-100

2- 6

1- 4

1- 2

0- 0

1- 1

RPI 101-200

0- 6

0- 4

0- 2

0- 0

0- 3

RPI 150+

4- 7

2- 5

2- 2

0- 0

2- 4

TOTALS

6- 21

3- 12

3- 8

0- 1

3- 10

RPI

S

Opponent

Score

RPI 1-50

9

N

Kentucky

63

84

1127

RPI

S

Opponent

Score

RPI 51-100

12

A

SMU

58

72

0102

RPI

S

Opponent

Score

RPI 101-200

12

H

SMU

58

92

0207

RPI

S

Opponent

Score

RPI 201+

34

A

South Carolina

63

81

1205

RPI

S

Opponent

Score

Team's RPI: 212

42

A

Seton Hall

49

66

1222

RPI

S

Opponent

Score

Score

46

H

George Washington

67

73

1119

RPI

S

Opponent

Score

Score

201

A

East Carolina

69

52

0216

RPI

S

Opponent

Score

Score

136

A

Memphis

56

71

0116

RPI

S

Opponent

Score

Score

237

H

Tulane

70

81

0112

RPI

S

Opponent

Score

Score

177

H

Boston U.

66

78

1121

RPI

S

Opponent

Score

Score

237

A

Tulane

73

60

0127

RPI

S

Opponent

Score

Score

183

H

NJIT

57

60

1116

RPI

S

Opponent

Score

Score

261

A

Delaware

58

67

1203

RPI

S

Opponent

Score

Score

196

A

UCF

64

75

0106

RPI

S

Opponent

Score

Score

266

H

Jacksonville

88

75

1216

RPI

S

Opponent

Score

Score

196

H

UCF

54

64

0120

RPI

S

Opponent

Score

Score

280

H

Troy

77

82

1113

RPI

S

Opponent

Score

Score

312

H

Savannah St.

67

57

1129

S o u t h F l a .

T
e
x
a
s
S
o
u
t
h
e
r
n

Average RPI Win:		Texas Southern		(OFFICIAL) Through Games Of Games Through February 17, 2016		SOS w/in Conf	
Average RPI Loss:		294	WON-LOST	WINNING	STRENGTH OF	OPP. STRENGTH	TEAM
		149	RECORD	PCT. RANK	SCHEDULE	OF SCHEDULE	RPI
							.3213 (6)
DIV. I ONLY		12- 12	168	322	277	213	
DIV. I NON-CONF.		1- 11	334	152	94	307	
RPI 1-50		RPI 51-100		RPI 101-200		RPI 150+	TOTALS
OVERALL	0- 2	0- 2		1- 6		12- 6	12- 12
HOME	0- 0	0- 0		1- 0		7- 0	7- 0
AWAY	0- 2	0- 2		0- 5		4- 4	4- 11
NEUTRAL	0- 0	0- 0		0- 0		1- 1	1- 1
NON-CONFERENCE	0- 2	0- 2		0- 6		1- 5	1- 11
RPI 1-50				RPI 51-100			
RPI	S	Opponent	Score	RPI	S	Opponent	Score
26	A	Baylor	59 72 1229	83	A	Creighton	70 93 1114
41	A	Syracuse	67 80 1227	94	A	Clemson	56 76 1119
RPI 101-200				RPI 201+			
RPI	S	Opponent	Score	RPI	s	Opponent	Score
103	A	Stephen F. Austin	62 66 1205	218	A	Jackson St.	71 65 0116
114	A	New Mexico	57 86 1113	218	H	Jackson St.	76 60 0213
151	A	Iona	73 83 1216	252	H	Alcorn	74 58 0104
156	A	Central Mich.	71 79 1212	300	A	Alabama St.	75 72 0130
165	A	Mississippi St.	73 86 1202	303	H	Ark.-Pine Bluff	78 49 0125
185	H	Southern U.	88 66 0102	317	N	Howard	81 87 1123
188	A	Washington St.	65 77 1128	328	H	Mississippi Val.	75 60 0123
				332	A	Alabama A&M	71 66 0201
				345	N	UTSA	91 80 1125
				348	H	Prairie View	64 38 0109
				348	A	Prairie View	55 59 0206
				349	A	Grambling	69 54 0118
				349	H	Grambling	79 72 0215

T
e
x
a
s
S
o
u
t
h
e
r
n

Non-Div I Games:

E
a
s
t
e
r
n
W
a
s
h
.

Average RPI Win:		Eastern Wash.		(OFFICIAL) Through Games Of Games Through February 17, 2016		SOS w/in Conf	
Average RPI Loss:		WON-LOST RECORD		STRENGTH OF SCHEDULE		OPP. STRENGTH OF SCHEDULE	
		WINNING PCT. RANK		TEAM RPI		.32015 (10)	
DIV. I ONLY		13- 10		346		218	
DIV. I NON-CONF.		4- 6		255		150	
		141				214	
		218				192	
RPI 1-50		RPI 51-100		RPI 101-200		RPI 150+	
OVERALL		0- 1		0- 3		13- 8	
HOME		0- 0		0- 0		8- 0	
AWAY		0- 1		0- 2		4- 7	
NEUTRAL		0- 0		0- 1		1- 1	
NON-CONFERENCE		0- 1		0- 2		4- 4	
TOTALS		13- 10		8- 0		4- 9	
						1- 1	
						4- 6	
RPI 1-50		RPI 51-100		RPI 101-200		RPI 201+	
Team's RPI: 214							
RPI S Opponent Score		RPI S Opponent Score		RPI S Opponent Score		RPI s Opponent Score	
45 A Pittsburgh 51 84 1211		66 A Davidson 86 96 1209		155 A Montana 69 74 0123		210 A Denver 74 58 1220	
				165 A Mississippi St. 88 106 1113		221 H Idaho 74 60 0109	
				178 N South Dakota 71 77 1129		222 A Western Caro. 80 97 1214	
						225 A San Francisco 81 77 1201	
						234 A North Dakota 71 79 0102	
						234 H North Dakota 95 85 0211	
						264 N Pacific 70 63 1128	
						267 H Sacramento St. 74 67 0130	
						270 A Montana St. 71 85 0121	
						282 H Seattle 76 70 1118	
						282 A Seattle 52 58 1123	
						291 H Portland St. 112 83 0128	
						314 A Northern Colo. 90 96 1231	
						314 H Northern Colo. 97 80 0213	
						316 H Northern Ariz. 96 73 0116	
						316 A Northern Ariz. 84 73 0204	
						334 H Southern Utah 106 80 0114	
						334 A Southern Utah 81 67 0206	

E
a
s
t
e
r
n
W
a
s
h
.

Non-Div I Games:	George Fox	126 64	Great Falls	104 64
------------------	------------	--------	-------------	--------

Average RPI Win:

262

WON-LOST
RECORDWINNING
PCT. RANKSTRENGTH OF
SCHEDULEOPP. STRENGTH
OF SCHEDULETEAM
RPI

.44533

(5)

DIV. I ONLY

DIV. I NON-CONF.

10- 14

2- 7

222

287

219

146

279

124

215

223

RPI 1-50

OVERALL

HOME

AWAY

NEUTRAL

NON-CONFERENCE

0- 2

0- 0

0- 2

0- 0

0- 2

RPI 51-100

0- 2

0- 0

0- 2

0- 0

0- 2

RPI 101-200

4- 6

2- 2

2- 4

0- 0

1- 1

RPI 150+

10- 8

4- 3

5- 5

1- 0

2- 2

TOTALS

10- 14

4- 4

5- 10

1- 0

2- 7

RPI 1-50

RPI

S

Opponent

Score

15

A

Iowa

59

76

1113

46

A

George Washington

65

94

1124

RPI 51-100

RPI

S

Opponent

Score

64

A

Vanderbilt

62

98

1116

82

A

LSU

57

78

1216

RPI 101-200

RPI

S

Opponent

Score

125

A

Tennessee

64

89

1122

148

H

Winthrop

58

71

0120

154

A

Furman

73

53

1212

159

A

UNC Asheville

69

75

0116

161

H

Radford

83

61

0109

161

A

Radford

59

69

0124

175

H

Coastal Caro.

65

61

1231

175

A

Coastal Caro.

71

78

0213

195

H

High Point

64

66

1205

195

A

High Point

79

74

0203

RPI 201+

RPI

s

Opponent

Score

229

A

Army West Point

98

103

1128

250

H

Liberty

55

69

0127

278

A

Charleston So.

68

59

0130

318

H

Campbell

71

68

0106

318

A

Campbell

85

89

0211

324

A

Longwood

67

66

0102

333

H

VMI

75

76

1221

336

N

Southeastern La.

77

68

1127

340

A

Presbyterian

87

76

1202

340

H

Presbyterian

69

66

0206

Team's RPI: 215

103

69

89

76

76

66

66

66

66

Gardner-Webb

Gardner-Webb

Non-Div I Games:	Middle Ga. St.	101 78	Warren Wilson	107 62	Toccoa Falls	125 79
------------------	----------------	--------	---------------	--------	--------------	--------

DIV. I ONLY

DIV. I NON-CONF.

13- 14

8- 6

188

149

226

235

257

271

216

158

RPI 1-50

OVERALL

HOME

AWAY

NEUTRAL

NON-CONFERENCE

0- 2

0- 0

0- 2

0- 0

0- 2

RPI 51-100

1- 1

0- 0

1- 1

0- 0

0- 1

RPI 101-200

2- 7

1- 4

1- 3

0- 0

1- 2

RPI 150+

11- 5

9- 2

2- 3

0- 0

8- 1

TOTALS

13- 14

9- 5

4- 9

0- 0

8- 6

RPI 1-50

RPI

S

Opponent

Score

9

A

Kentucky

67

88

1209

10

A

West Virginia

59

84

1221

RPI 51-100

RPI

S

Opponent

Score

63

A

UNCW

59

78

1116

99

A

Belmont

88

78

0206

RPI 101-200

RPI

S

Opponent

Score

110

H

Tennessee Tech

83

89

0123

119

A

ETSU

81

87

1218

129

A

Marshall

72

96

1212

139

A

Tennessee St.

97

81

0204

139

H

Tennessee St.

78

79

0213

149

H

Morehead St.

67

70

0130

149

A

Morehead St.

50

61

0211

157

H

Ball St.

89

81

1120

182

H

Murray St.

71

75

0127

RPI 201+

RPI

s

Opponent

Score

204

A

Western Ky.

84

86

1201

220

H

Manhattan

76

64

1229

228

H

UT Martin

70

78

0107

234

H

South Carolina St.

92

82

1121

236

A

Austin Peay

79

70

0102

281

A

Eastern Ill.

85

97

0114

285

H

Fla. Atlantic

80

73

1215

305

A

SIUE

65

67

0116

312

A

Savannah St.

74

71

1205

313

H

Jacksonville St.

91

88

0121

324

H

Longwood

110

97

1122

326

H

Coppin St.

107

80

1113

331

H

Southeast Mo. St.

88

69

0109

334

H

Southern Utah

98

85

1128

Team's RPI: 216

Non-Div I Games: Thomas More 101 67

C
a
n
i
s
i
u
s

Average RPI Win:		Canisius		WON-LOST		WINNING		(OFFICIAL) Through Games Of Games Through February 17, 2016		SOS w/in Conf	
Average RPI Loss:		223		RECORD		PCT. RANK		STRENGTH OF		OPP. STRENGTH	
		155						SCHEDULE		OF SCHEDULE	
								TEAM		RPI	
										.48064	
										(2)	
DIV. I ONLY		11- 16		227		186		193		217	
DIV. I NON-CONF.		5- 6		196		194		139		191	

DIV. I ONLY

DIV. I NON-CONF.

12- 12

3- 8

168

263

299

138

326

157

218

212

RPI 1-50

OVERALL

HOME

AWAY

NEUTRAL

NON-CONFERENCE

0- 2

0- 0

0- 2

0- 0

0- 2

RPI 51-100

0- 1

0- 0

0- 1

0- 0

0- 1

RPI 101-200

1- 4

1- 0

0- 4

0- 0

0- 3

RPI 150+

12- 6

7- 2

5- 4

0- 0

3- 2

TOTALS

12- 12

7- 2

5- 10

0- 0

3- 8

RPI 1-50

RPI

S

Opponent

Score

3

A

Oregon

52

80

1113

26

A

Baylor

60

77

1120

RPI 51-100

RPI

S

Opponent

Score

77

A

Ohio

67

72

1217

RPI 101-200

RPI

S

Opponent

Score

110

A

Tennessee Tech

82

86

1124

111

A

Louisiana Tech

88

95

1204

116

A

Marquette

61

80

1129

185

A

Southern U.

66

74

0111

185

H

Southern U.

81

80

0208

RPI 201+

RPI

s

Opponent

Score

213

H

Texas Southern

65

71

0116

213

A

Texas Southern

60

76

0213

241

A

Miami (OH)

53

64

1215

251

A

Arkansas St.

69

78

1122

252

A

Alcorn

80

71

0109

252

H

Alcorn

64

72

0206

288

A

Southern Miss.

78

60

1117

300

H

Alabama St.

68

61

0102

303

A

Ark.-Pine Bluff

66

53

0201

312

H

Savannah St.

69

42

1127

328

A

Mississippi Val.

77

62

0130

332

H

Alabama A&M

67

66

0104

336

H

Southeastern La.

89

66

1230

348

H

Prairie View

60

57

0118

348

A

Prairie View

80

66

0215

349

H

Grambling

60

45

0123

Team's RPI: 218

Non-Div I Games: Blue Mountain 75 37 Fisk 94 59

L
o
y
o
l
a
C
h
i
c
a
g
o

M
a
n
h
a
t
t
a
n

Average RPI Win:		Manhattan		(OFFICIAL)		Through Games Of Games Through February 17, 2016		SOS w/in Conf	
Average RPI Loss:		225		WON-LOST		WINNING		STRENGTH OF	
		174		RECORD		PCT. RANK		SCHEDULE	
								OPP. STRENGTH	
								OF SCHEDULE	
								TEAM	
								RPI	
								.47203	
								(4)	
DIV. I ONLY		11- 14		210		206		222	
DIV. I NON-CONF.		3- 6		236		203		259	
								220	
								249	

Western Caro.

(OFFICIAL) Through Games Of Games Through February 17, 2016

SOS w/in Conf

Average RPI Win: 219

WON-LOST

WINNING

STRENGTH OF

OPP. STRENGTH

TEAM

Average RPI Loss: 141

RECORD

PCT. RANK

SCHEDULE

OF SCHEDULE

RPI

.46526 (4)

DIV. I ONLY

DIV. I NON-CONF.

8- 16

261

113

233

222

2- 8

298

10

199

197

OVERALL

HOME

AWAY

NEUTRAL

NON-CONFERENCE

RPI 1-50

1- 3

1- 0

0- 3

0- 0

0- 2

RPI 51-100

0- 3

0- 0

0- 3

0- 0

0- 3

RPI 101-200

2- 7

2- 1

0- 6

0- 0

1- 3

RPI 150+

6- 6

5- 1

1- 5

0- 0

2- 1

TOTALS

8- 16

7- 2

1- 14

0- 0

2- 8

RPI 1-50

RPI 51-100

RPI 101-200

RPI 201+

Team's RPI: 222

Score

RPI

S

Opponent

Score

33

A

Chattanooga

58 77 0114

33

H

Chattanooga

67 61 0211

34

A

South Carolina

53 76 1130

45

A

Pittsburgh

73 79 1223

RPI

S

Opponent

Score

60

A

Cincinnati

72 97 1113

66

A

Davidson

54 87 1212

97

A

Col. of Charleston

56 57 1127

RPI

S

Opponent

Score

119

H

ETSU

66 82 0102

119

A

ETSU

77 83 0215

138

H

Mercer

86 80 0124

147

A

Illinois

68 80 1205

149

A

Morehead St.

52 60 1220

154

A

Furman

60 62 0128

159

H

UNC Asheville

90 81 1115

194

A

Wofford

66 85 0130

195

A

High Point

69 75 1121

RPI

s

Opponent

Score

214

H

Eastern Wash.

97 80 1214

256

A

Samford

68 84 0116

256

H

Samford

76 71 0213

287

H

UNCG

83 77 0111

287

A

UNCG

58 75 0204

298

H

The Citadel

91 92 0121

333

H

VMI

73 52 0109

333

A

VMI

69 60 0206

W

e

s

t

e

r

n

C

a

r

o

.

W

e

s

t

e

r

n

C

a

r

o

.

Non-Div I Games:	Hiwassee	88	63	Mars Hill	82	62	Warren Wilson	96	45
------------------	----------	----	----	-----------	----	----	---------------	----	----

DIV. I ONLY

DIV. I NON-CONF.

10- 15

3- 8

230

263

190

259

95

17

223

293

RPI 1-50

OVERALL

HOME

AWAY

NEUTRAL

NON-CONFERENCE

0- 2

0- 2

0- 0

0- 0

0- 1

RPI 51-100

0- 4

0- 1

0- 2

0- 1

0- 2

RPI 101-200

6- 7

5- 2

1- 4

0- 1

3- 3

RPI 150+

6- 4

3- 1

3- 1

0- 2

1- 3

TOTALS

10- 15

6- 6

4- 6

0- 3

3- 8

RPI 1-50

RPI

S

Opponent

Score

47

H

Tulsa

61

70

1213

50

H

Wichita St.

62

78

0113

RPI 51-100

RPI

S

Opponent

Score

59

N

Butler

59

93

1119

68

A

Valparaiso

45

74

1219

91

H

Evansville

59

76

0102

91

A

Evansville

64

83

0206

RPI 101-200

RPI

S

Opponent

Score

107

A

Illinois St.

61

74

1230

107

H

Illinois St.

84

81

0130

115

H

UNI

59

58

0106

115

A

UNI

69

83

0210

128

H

Southern Ill.

65

80

0124

140

A

Oral Roberts

65

80

1113

140

H

Oral Roberts

85

66

1216

141

A

Oklahoma St.

64

63

1205

144

H

Utah St.

68

69

1201

165

N

Mississippi St.

70

84

1122

168

A

Indiana St.

59

68

0127

168

H

Indiana St.

89

85

0213

171

H

IUPUI

88

74

1210

RPI 201+

RPI

s

Opponent

Score

219

A

Loyola Chicago

56

54

0109

240

N

Minnesota

69

74

1120

296

A

Bradley

61

42

0116

296

H

Bradley

77

71

0202

306

A

Drake

79

70

0120

331

H

Southeast Mo. St.

74

78

1222

Team's RPI: 223

Non-Div I Games: William Woods 77 56

FGCU

S
a
n
F
r
a
n
c
i
s
c
o

Average RPI Win:		San Francisco		(OFFICIAL) Through Games Of Games Through February 17, 2016		SOS w/in Conf	
Average RPI Loss:		289		WON-LOST RECORD		WINNING PCT. RANK	
		111				.4994 (7)	
DIV. I ONLY		13- 11		151		274	
DIV. I NON-CONF.		6- 4		132		229	
						225	
						346	
						343	
						279	
RPI 1-50		RPI 51-100		RPI 101-200		RPI 150+	
OVERALL		0- 0		0- 3		13- 3	
HOME		0- 0		0- 1		9- 2	
AWAY		0- 0		0- 2		4- 1	
NEUTRAL		0- 0		0- 0		0- 0	
NON-CONFERENCE		0- 0		0- 2		6- 2	
RPI 1-50		RPI 51-100		RPI 101-200		RPI 201+	
RPI S Opponent Score		RPI S Opponent Score		RPI S Opponent Score		Team's RPI: 225	
55 H Gonzaga		94 102 0102		102 A Fresno St.	71 78 1119	214 H Eastern Wash.	77 81 1201
55 A Gonzaga		48 86 0130		106 H Pepperdine	84 98 0116	232 H Loyola Marymount	83 87 0114
67 A BYU		92 102 0109		155 A Montana	50 82 1204	248 H Portland	107 95 1231
67 H BYU		89 114 0211				248 A Portland	87 76 0128
70 A St. Mary's (CA)		52 74 1221				264 H Pacific	89 76 1223
93 H UC Santa Barbara		61 68 1125				265 A Santa Clara	74 61 0121
						265 H Santa Clara	89 86 0206
						273 H Rice	80 54 1116
						276 H CSUN	65 61 1207
						283 H UC Riverside	58 57 1121
						307 A San Diego	73 65 0107
						307 H San Diego	68 51 0213
						326 H Coppin St.	96 93 1218
						346 H Delaware St.	67 47 1129
						347 A Ill.-Chicago	78 75 1113

S
a
n
F
r
a
n
c
i
s
c
o

Non-Div I Games: Menlo 100 68

DIV. I ONLY				12- 13	189	268	234	226
DIV. I NON-CONF.				2- 7	287	274	272	335
				RPI 1-50	RPI 51-100	RPI 101-200	RPI 150+	TOTALS
OVERALL				0- 4	1- 1	1- 3	11- 8	12- 13
HOME				0- 0	1- 0	0- 2	7- 4	8- 4
AWAY				0- 4	0- 1	1- 1	4- 4	4- 9
NEUTRAL				0- 0	0- 0	0- 0	0- 0	0- 0
NON-CONFERENCE				0- 3	0- 0	0- 1	2- 4	2- 7
RPI 1-50				RPI 51-100		RPI 101-200		RPI 201+ Team's RPI: 226
RPI	S	Opponent	Score	RPI	S	Opponent	Score	RPI s Opponent Score
36	A	Monmouth	57 73 0130	92	H	Siena	72 68 1206	217 A Canisius 70 53 0109
39	A	Princeton	72 75 1121	92	A	Siena	52 69 0205	217 H Canisius 61 57 0214
42	A	Seton Hall	46 72 1213					220 H Manhattan 70 69 0217
46	A	George Washington	74 87 1219					230 A Fairleigh Dickinson 62 77 1128
								247 A Rider 73 61 1202
								247 H Rider 45 76 0128
								286 H Quinnipiac 68 52 0208
								294 H St. Francis Brooklyn 56 45 1223
								310 A Marist 68 60 0104
								310 H Marist 76 67 0117
								311 H Brown 77 65 1113
								315 A Niagara 61 63 0107
								315 H Niagara 72 59 0212
								323 H Hartford 66 67 1119
								327 A Lafayette 86 87 1115

Non-Div I Games:

DIV. I ONLY

DIV. I NON-CONF.

13- 12

6- 7

159

193

338

327

184

173

228

229

RPI 1-50

RPI 51-100

RPI 101-200

RPI 150+

TOTALS

OVERALL

HOME

AWAY

NEUTRAL

NON-CONFERENCE

0- 1

0- 0

0- 1

0- 0

0- 1

1- 1

0- 1

1- 0

0- 0

1- 0

3- 4

2- 0

1- 3

0- 1

1- 3

11- 7

5- 1

6- 5

0- 1

5- 4

13- 12

6- 2

7- 8

0- 2

6- 7

RPI 1-50

RPI 51-100

RPI 101-200

RPI 201+

Team's RPI: 228

RPI S Opponent Score

RPI S Opponent Score

RPI S Opponent Score

RPI s Opponent Score

27 A Texas Tech 49 68 1209

84 A James Madison 78 75 1122

99 H Belmont 72 82 0121

110 H Tennessee Tech 96 90 0113

140 N Oral Roberts 66 70 1120

141 A Oklahoma St. 57 91 1113

149 A Morehead St. 58 64 0109

165 A Mississippi St. 51 76 1128

182 H Murray St. 63 59 0130

198 A Saint Louis 82 76 1216

216 A Eastern Ky. 78 70 0107

236 H Austin Peay 86 77 0204

236 A Austin Peay 85 84 0213

251 H Arkansas St. 74 70 1218

252 H Alcorn 70 47 1221

258 N FIU 62 69 1121

281 A Eastern Ill. 74 82 0128

284 A UMKC 70 74 1201

285 A Fla. Atlantic 57 48 1229

305 A SIUE 79 62 0206

308 H Bethune-Cookman 79 86 1116

313 A Jacksonville St. 60 82 0116

331 A Southeast Mo. St. 60 68 0124

331 H Southeast Mo. St. 77 64 0211

342 A UTRGV 72 64 1211

Non-Div I Games:	Harris-Stowe	83	57	Boyce	122	60
------------------	--------------	----	----	-------	-----	----

U
T
M
a
r
t
i
n

U
T
M
a
r
t
i
n

DIV. I ONLY

DIV. I NON-CONF.

15- 11

8- 3

132

70

332

313

251

257

229

130

RPI 1-50

OVERALL

HOME

AWAY

NEUTRAL

NON-CONFERENCE

1- 1

1- 0

0- 1

0- 0

1- 1

RPI 51-100

0- 0

0- 0

0- 0

0- 0

0- 0

RPI 101-200

2- 5

0- 3

2- 2

0- 0

1- 1

RPI 150+

14- 9

5- 6

9- 3

0- 0

7- 1

TOTALS

15- 11

6- 6

9- 5

0- 0

8- 3

RPI 1-50

RPI S Opponent Score

36 H Monmouth 91 84 1228

46 A George Washington 81 92 1122

RPI 51-100

RPI S Opponent Score

RPI 101-200

RPI S Opponent Score

125 A Tennessee 80 95 1124

177 H Boston U. 67 76 0127

186 A Lehigh 88 82 1230

190 H Navy 50 64 0201

193 H Bucknell 76 84 0102

193 A Bucknell 66 94 0130

199 A Air Force 90 80 1212

RPI 201+

RPI s Opponent Score

208 A Colgate 66 80 0113

208 H Colgate 82 72 0208

215 H Gardner-Webb 103 98 1128

230 A Fairleigh Dickinson 96 85 1118

246 A Loyola Maryland 73 59 0109

246 H Loyola Maryland 99 100 0206

263 H American 65 45 0117

263 A American 65 59 0213

292 A Holy Cross 65 69 0120

292 H Holy Cross 72 68 0217

293 A Binghamton 75 60 1115

303 H Ark.-Pine Bluff 81 60 1127

309 A Maine 84 71 1202

310 H Marist 83 89 1220

322 A Bryant 77 55 1208

327 H Lafayette 73 76 0106

327 A Lafayette 84 81 0203

Team's RPI: 229

Non-Div I Games: Ferrum 93 54

F
a
i
r
l
e
i
g
h
D
i
c
k
i
n
s
o
n

Fairleigh Dickinson				(OFFICIAL) Through Games Of Games Through February 17, 2016				SOS w/in Conf	
Average RPI Win:		266	WON-LOST	WINNING	STRENGTH OF	OPP. STRENGTH	TEAM		
Average RPI Loss:		208	RECORD	PCT. RANK	SCHEDULE	OF SCHEDULE	RPI		
								.38881	(5)
DIV. I ONLY		12- 12	168	291	330	230			
DIV. I NON-CONF.		3- 7	252	174	186	230			
RPI 1-50		RPI 51-100		RPI 101-200		RPI 150+		TOTALS	
OVERALL	0- 2	0- 1		2- 1		12- 9		12- 12	
HOME	0- 0	0- 0		1- 0		6- 4		6- 4	
AWAY	0- 2	0- 1		1- 1		6- 5		6- 8	
NEUTRAL	0- 0	0- 0		0- 0		0- 0		0- 0	
NON-CONFERENCE	0- 2	0- 1		1- 1		3- 4		3- 7	
RPI 1-50				RPI 51-100				Team's RPI: 230	
RPI	S	Opponent	Score	RPI	S	Opponent	Score		
2	A	Villanova	54 91 1113	61	A	Temple	70 79 1202		
39	A	Princeton	61 91 1130						
RPI 101-200				RPI 201+					
RPI	S	Opponent	Score	RPI	s	Opponent	Score		
166	H	Towson	69 68 1218	226	H	Saint Peter's	77 62 1128		
187	A	Fordham	62 85 1121	229	H	Army West Point	85 96 1118		
200	A	Wagner	82 79 0204	239	H	Mt. St. Mary's	72 87 0124		
				244	A	Saint Francis (PA)	71 59 0114		
				244	H	Saint Francis (PA)	86 82 0128		
				261	A	Delaware	72 73 1124		
				262	A	Rutgers	64 72 1223		
				268	H	LIU Brooklyn	101 95 0121		
				268	A	LIU Brooklyn	88 85 0130		
				279	A	Sacred Heart	80 68 0107		
				294	H	St. Francis Brooklyn	86 77 0102		
				294	A	St. Francis Brooklyn	71 85 0206		
				302	A	Robert Morris	58 64 0116		
				302	H	Robert Morris	70 72 0213		
				322	H	Bryant	80 85 0104		
				322	A	Bryant	91 77 0211		
				327	A	Lafayette	91 89 1209		
				351	H	Central Conn. St.	92 73 0109		

F
a
i
r
l
e
i
g
h
D
i
c
k
i
n
s
o
n

Non-Div I Games: FDU-Florham 111 70

Lasalle

Harvard

DIV. I ONLY

DIV. I NON-CONF.

9- 12

2- 6

219

271

216

268

331

92

234

282

RPI 1-50

OVERALL0- 1

HOME0- 0

AWAY0- 1

NEUTRAL0- 0

NON-CONFERENCE0- 1

RPI 51-100

0- 1

0- 0

0- 1

0- 0

0- 1

RPI 101-200

1- 4

1- 3

0- 1

0- 0

0- 2

RPI 150+

9- 8

4- 2

4- 5

1- 1

2- 2

TOTALS

9- 12

4- 4

4- 7

1- 1

2- 6

RPI 1-50

RPI S Opponent Score

49 A Wisconsin 64 78 1117

RPI 51-100

RPI S Opponent Score

71 A Kansas St. 49 63 1222

RPI 101-200

RPI S Opponent Score

115 H UNI 51 97 1128

133 H North Dakota St. 67 69 1211

152 A Weber St. 62 74 0107

152 H Weber St. 78 71 0206

155 H Montana 61 65 0116

RPI 201+

Team's RPI: 234

RPI s Opponent Score

214 H Eastern Wash. 79 71 0102

214 A Eastern Wash. 85 95 0211

221 H Idaho 71 74 1231

221 A Idaho 64 65 0213

224 A FGCU 60 73 1122

243 N Bowling Green 77 59 1121

257 N Youngstown St. 69 79 1123

270 H Montana St. 85 68 0114

274 A Idaho St. 84 76 0109

274 H Idaho St. 76 60 0204

296 A Bradley 65 59 1205

314 A Northern Colo. 70 71 0130

316 A Northern Ariz. 101 59 0121

334 A Southern Utah 88 72 0123

Average RPI Win:

272

WON-LOST
RECORDWINNING
PCT. RANKSTRENGTH OF
SCHEDULEOPP. STRENGTH
OF SCHEDULETEAM
RPI

SOS w/in Conf

Average RPI Loss:

145

.44165

(8)

DIV. I ONLY

DIV. I NON-CONF.

10- 16

5- 8

238

222

195

127

287

293

236

189

RPI 1-50

OVERALL

HOME

AWAY

NEUTRAL

NON-CONFERENCE

0- 1

0- 0

0- 1

0- 0

0- 1

RPI 51-100

0- 4

0- 1

0- 3

0- 0

0- 3

RPI 101-200

2- 7

1- 2

1- 4

0- 1

1- 4

RPI 150+

10- 6

4- 3

6- 2

0- 1

5- 2

TOTALS

10- 16

4- 6

6- 9

0- 1

5- 8

RPI 1-50

RPI S Opponent Score

35 A Indiana 76 102 1116

RPI 51-100

RPI S Opponent Score

64 A Vanderbilt 41 80 1113

78 H IPFW 77 80 1118

78 A IPFW 68 85 1212

99 A Belmont 58 76 0116

RPI 101-200

RPI S Opponent Score

110 H Tennessee Tech 66 72 0109

124 A A&M-Corpus Christi 48 61 1202

124 H A&M-Corpus Christi 70 74 1228

139 A Tennessee St. 52 66 0114

149 A Morehead St. 65 75 0127

174 A North Florida 70 80 1216

182 A Murray St. 76 73 0206

194 H Wofford 84 77 1222

197 N Cal Poly 64 73 1121

RPI 201+

RPI s Opponent Score

216 H Eastern Ky. 70 79 0102

228 A UT Martin 77 86 0204

228 H UT Martin 84 85 0213

256 H Samford 74 73 1128

259 A Lipscomb 92 84 1220

280 A Troy 80 71 1205

281 H Eastern Ill. 86 87 0123

281 A Eastern Ill. 79 70 0210

305 H SIUE 90 86 0121

313 H Jacksonville St. 73 54 0107

314 A Northern Colo. 91 76 1122

331 A Southeast Mo. St. 86 80 0130

Non-Div I Games: Oakland City 83 55 Westminster (MO) 112 61

DIV. I ONLY

DIV. I NON-CONF.

10- 17

7- 6

253

161

149

295

109

311

237

243

RPI 1-50

OVERALL

HOME

AWAY

NEUTRAL

NON-CONFERENCE

0- 6

0- 3

0- 3

0- 0

0- 1

RPI 51-100

0- 4

0- 2

0- 2

0- 0

0- 1

RPI 101-200

2- 5

1- 1

0- 3

1- 1

1- 3

RPI 150+

8- 5

5- 3

2- 2

1- 0

6- 3

TOTALS

10- 17

6- 8

2- 8

2- 1

7- 6

RPI 1-50

RPI S Opponent Score

12 H SMU 45 60 0117

14 A North Carolina 72 96 1216

44 H UConn 67 75 0102

44 A UConn 42 60 0119

47 H Tulsa 67 81 0110

47 A Tulsa 48 62 0130

RPI 51-100

RPI S Opponent Score

60 A Cincinnati 75 97 0124

79 H Georgia Tech 68 76 1205

89 A Houston 45 63 0105

89 H Houston 69 82 0217

RPI 101-200

RPI S Opponent Score

103 N Stephen F. Austin 60 59 1127

136 A Memphis 65 77 1229

136 H Memphis 94 87 0213

138 N Mercer 61 71 1126

165 A Mississippi St. 59 69 1219

185 A Southern U. 82 90 1119

196 H UCF 62 70 0204

RPI 201+

RPI s Opponent Score

201 A East Carolina 100 92 0210

212 A South Fla. 81 70 0112

212 H South Fla. 60 73 0127

250 N Liberty 72 51 1129

269 H Appalachian St. 76 48 1122

288 H Southern Miss. 59 40 1222

306 H Drake 79 74 1116

325 H New Orleans 64 62 1202

332 H Alabama A&M 67 68 1113

348 H Prairie View 63 49 1214

Team's RPI: 237

Non-Div I Games:

Charlotte

Non-Div I Games:

DIV. I ONLY

DIV. I NON-CONF.

12- 15

3- 10

209

283

252

186

288

62

239

280

RPI 1-50

RPI 51-100

RPI 101-200

RPI 150+

TOTALS

OVERALL

HOME

AWAY

NEUTRAL

NON-CONFERENCE

0- 1

0- 0

0- 1

0- 0

0- 1

0- 4

0- 0

0- 4

0- 0

0- 4

1- 5

1- 1

0- 3

0- 1

1- 3

12- 9

9- 2

3- 6

0- 1

3- 4

12- 15

9- 2

3- 12

0- 1

3- 10

RPI 1-50

RPI 51-100

RPI 101-200

RPI 201+

Team's RPI: 239

RPI S Opponent Score

RPI S Opponent Score

RPI S Opponent Score

RPI s Opponent Score

7 A Maryland 56 80 1113

55 A Gonzaga 56 101 1121

62 A Washington 67 100 1119

75 A Ohio St. 54 76 1115

84 A James Madison 53 73 1222

132 A Elon 74 79 1126

154 N Furman 60 69 1127

186 A Lehigh 73 76 1219

193 H Bucknell 81 73 1208

200 H Wagner 63 73 0130

200 A Wagner 51 72 0206

230 A Fairleigh Dickinson 87 72 0124

244 A Saint Francis (PA) 82 72 0116

244 H Saint Francis (PA) 66 61 0213

246 H Loyola Maryland 85 68 1205

263 H American 81 56 1201

268 H LIU Brooklyn 79 63 0102

268 A LIU Brooklyn 74 77 0204

279 A Sacred Heart 71 76 0121

279 H Sacred Heart 66 61 0211

293 A Binghamton 53 62 1229

294 H St. Francis Brooklyn 44 40 0104

302 A Robert Morris 76 52 0114

302 H Robert Morris 70 49 0128

322 H Bryant 79 82 0109

335 A UMBC 63 75 1212

351 H Central Conn. St. 73 62 0107

Non-Div I Games:

DIV. I ONLY

DIV. I NON-CONF.

8- 17

5- 7

267

210

94

86

163

207

241

205

RPI 1-50

OVERALL

HOME

AWAY

NEUTRAL

NON-CONFERENCE

0- 3

0- 0

0- 3

0- 0

0- 2

RPI 51-100

0- 1

0- 1

0- 0

0- 0

0- 1

RPI 101-200

4- 10

4- 4

0- 6

0- 0

3- 2

RPI 150+

6- 7

5- 4

1- 3

0- 0

4- 3

TOTALS

8- 17

7- 7

1- 10

0- 0

5- 7

RPI 1-50

RPI

S

Opponent

Score

5

A

Xavier

72

81

1113

11

A

Dayton

63

64

1222

40

A

Akron

46

75

0123

RPI 51-100

RPI

S

Opponent

Score

78

H

IPFW

53

57

1124

RPI 101-200

RPI

S

Opponent

Score

104

H

Northern Ill.

72

59

0130

105

A

Kent St.

68

76

0112

108

H

Buffalo

60

77

0119

110

A

Tennessee Tech

64

77

1218

135

H

Northeastern

67

61

1122

143

H

Toledo

76

84

0109

143

A

Toledo

49

93

0213

146

A

Eastern Mich.

69

94

0202

156

H

Central Mich.

51

68

0126

157

A

Ball St.

46

48

0116

157

H

Ball St.

56

73

0216

158

H

Wright St.

72

67

1213

171

A

IUPUI

64

78

1205

196

H

UCF

64

63

1128

RPI 201+

RPI

s

Opponent

Score

207

A

Western Mich.

45

44

0209

218

H

Jackson St.

64

53

1215

234

H

South Carolina St.

67

71

0102

243

A

Bowling Green

62

73

0106

243

H

Bowling Green

55

51

0206

259

H

Lipscomb

70

68

1120

285

H

Fla. Atlantic

69

75

1121

Team's RPI: 241

Non-Div I Games: Kenyon 68 47

B
o
w
l
i
n
g
G
r
e
e
n

Average RPI Win:		Bowling Green		(OFFICIAL) Through Games Of Games Through February 17, 2016		SOS w/in Conf	
Average RPI Loss:		246	WON-LOST	WINNING	STRENGTH OF	OPP. STRENGTH	TEAM
		151	RECORD	PCT. RANK	SCHEDULE	OF SCHEDULE	RPI
							.49773 (12)
DIV. I ONLY		11- 13	201	290	133	243	
DIV. I NON-CONF.		7- 4	103	349	292	221	
RPI 1-50		RPI 51-100		RPI 101-200		RPI 150+	TOTALS
OVERALL	0- 1	1- 1		1- 7		9- 8	11- 13
HOME	0- 1	0- 1		0- 4		4- 3	4- 7
AWAY	0- 0	1- 0		1- 3		4- 4	6- 5
NEUTRAL	0- 0	0- 0		0- 0		1- 1	1- 1
NON-CONFERENCE	0- 0	0- 1		0- 1		7- 3	7- 4
RPI 1-50		RPI 51-100		RPI 101-200		RPI 201+ Team's RPI: 243	
RPI S Opponent	Score	RPI S Opponent	Score	RPI S Opponent	Score	RPI s Opponent	Score
40 H Akron	68 83 0209	60 H Cincinnati	50 83 1118	104 A Northern Ill.	60 71 0216	203 A Detroit	80 95 1212
		77 A Ohio	91 75 0112	105 H Kent St.	59 62 0123	207 A Western Mich.	79 78 0126
				143 H Toledo	74 81 0119	207 H Western Mich.	68 74 0213
				146 A Eastern Mich.	84 79 0116	224 A FGCU	82 77 1123
				156 H Central Mich.	67 79 0109	234 N North Dakota	59 77 1121
				156 A Central Mich.	65 77 0130	241 H Miami (OH)	73 62 0106
				157 H Ball St.	64 72 0202	241 A Miami (OH)	51 55 0206
				158 A Wright St.	47 83 1220	254 A Cleveland St.	62 47 1223
						257 N Youngstown St.	79 72 1122
						306 H Drake	75 63 1205
						325 H New Orleans	79 61 1114
						331 A Southeast Mo. St.	79 52 1208
						335 H UMBC	72 64 1202

B
o
w
l
i
n
g
G
r
e
e
n

Non-Div I Games:	Urbana	96	55	Oakland City	87	56
------------------	--------	----	----	--------------	----	----

South Ala.

Average RPI Win:222

WON-LOST

WINNING

(OFFICIAL) Through Games Of Games Through February 17, 2016

STRENGTH OF

OPP. STRENGTH

TEAM

SOS w/in Conf

Average RPI Loss:166

RECORD

PCT. RANK

SCHEDULE

OF SCHEDULE

RPI

.48193

(5)

DIV. I ONLY

DIV. I NON-CONF.

9- 15

249

204

210

245

3- 6

236

236

169

234

OVERALL

HOME

AWAY

NEUTRAL

NON-CONFERENCE

RPI 1-50

0- 0

0- 0

0- 0

0- 0

0- 0

RPI 51-100

1- 5

1- 1

0- 3

0- 1

0- 3

RPI 101-200

2- 4

1- 0

0- 4

1- 0

1- 1

RPI 150+

8- 8

4- 4

3- 4

1- 0

3- 2

TOTALS

9- 15

5- 5

3- 9

1- 1

3- 6

RPI

S

Opponent

Score

RPI 1-50

RPI

S

Opponent

Score

RPI 51-100

RPI

S

Opponent

Score

RPI 101-200

RPI

s

Opponent

Score

RPI 201+

Team's RPI: 245

52

H

Little Rock

60 69 1230

52

A

Little Rock

43 74 0206

80

A

Middle Tenn.

55 68 1205

82

A

LSU

66 78 1119

99

N

Belmont

85 98 1123

100

H

UT Arlington

88 85 0116

109

A

North Carolina St.

70 88 1115

127

A

La.-Lafayette

82 92 0121

160

A

La.-Monroe

68 100 0123

166

A

Georgia St.

55 70 0109

166

H

Georgia St.

79 78 0211

171

N

IUPUI

78 68 1124

210

A

Denver

56 69 1128

242

A

Ga. Southern

64 58 0107

242

H

Ga. Southern

80 76 0213

251

H

Arkansas St.

67 89 0102

251

A

Arkansas St.

73 79 0204

256

A

Samford

72 70 1218

269

H

Appalachian St.

73 60 0130

273

H

Rice

74 67 1222

280

A

Troy

66 58 0126

280

H

Troy

54 61 0216

288

H

Southern Miss.

54 57 1214

290

H

Texas St.

67 78 0114

S

o

u

t

h

A

l

a

.

S

o

u

t

h

A

l

a

.

Non-Div I Games:	AUM	88	68	Spring Hill	79	50
------------------	-----	----	----	-------------	----	----

RPI 201+		Team's RPI: 246	
RPI	s Opponent	Score	
208	H Colgate	68	65 0201
229	H Army West Point	59	73 0109
229	A Army West Point	100	99 0206
239	A Mt. St. Mary's	68	85 1205
263	H American	75	67 1230
268	H LIU Brooklyn	68	71 1116
292	A Holy Cross	71	54 0127
327	A Lafayette	81	78 0102
327	H Lafayette	84	77 0130
335	A UMBC	76	57 1118

L
o
y
o
l
a
M
a
r
y
l
a
n
d

DIV. I ONLY

DIV. I NON-CONF.

11- 16

4- 7

227

227

264

265

188

132

247

233

RPI 1-50

OVERALL

HOME

AWAY

NEUTRAL

NON-CONFERENCE

0- 4

0- 2

0- 2

0- 0

0- 3

RPI 51-100

0- 1

0- 0

0- 1

0- 0

0- 0

RPI 101-200

1- 5

1- 2

0- 3

0- 0

0- 2

RPI 150+

11- 10

6- 3

4- 6

1- 1

4- 3

TOTALS

11- 16

6- 5

4- 10

1- 1

4- 7

RPI 1-50

RPI S Opponent Score

7 A Maryland 58 65 1120

36 H Monmouth 78 79 0212

37 A Providence 65 73 1219

39 H Princeton 56 64 1113

RPI 51-100

RPI S Opponent Score

92 A Siena 52 63 0121

RPI 101-200

RPI S Opponent Score

122 A Rhode Island 57 82 1129

151 A Iona 58 67 0107

151 H Iona 79 75 0117

163 A Fairfield 70 74 1204

163 H Fairfield 64 69 0109

200 H Wagner 64 65 1208

RPI 201+

RPI s Opponent Score

217 H Canisius 79 68 0131

217 A Canisius 61 67 0207

220 A Manhattan 57 65 0202

226 H Saint Peter's 61 73 1202

226 A Saint Peter's 76 45 0128

227 N Houston Baptist 67 56 1125

231 A La Salle 60 73 1117

254 N Cleveland St. 52 57 1124

278 A Charleston So. 82 72 1212

286 A Quinnipiac 60 64 0104

286 H Quinnipiac 75 52 0124

310 H Marist 102 100 0114

315 A Niagara 66 60 0205

315 H Niagara 77 59 0214

323 H Hartford 82 80 1230

339 A Morgan St. 71 49 1223

Team's RPI: 247

Non-Div I Games:

DIV. I ONLY

DIV. I NON-CONF.

10- 16

5- 7

238

210

162

216

249

345

248

266

RPI 1-50

OVERALL

HOME

AWAY

NEUTRAL

NON-CONFERENCE

0- 1

0- 0

0- 1

0- 0

0- 1

RPI 51-100

1- 4

1- 2

0- 2

0- 0

0- 1

RPI 101-200

2- 3

1- 1

1- 0

0- 2

0- 3

RPI 150+

7- 10

5- 5

2- 4

0- 1

5- 4

TOTALS

10- 16

7- 7

3- 7

0- 2

5- 7

RPI 1-50

RPI S Opponent Score

31 A Colorado 63 85 1120

RPI 51-100

RPI S Opponent Score

55 A Gonzaga 74 85 0109

55 H Gonzaga 66 92 0211

67 H BYU 84 81 0116

70 A St. Mary's (CA) 74 89 0123

98 H Boise St. 71 81 1205

RPI 101-200

RPI S Opponent Score

106 H Pepperdine 87 79 1223

106 A Pepperdine 73 70 0204

128 N Southern Ill. 79 80 1128

152 H Weber St. 82 92 1218

184 N Colorado St. 74 90 1127

RPI 201+

RPI s Opponent Score

225 A San Francisco 95 107 1231

225 H San Francisco 76 87 0128

232 H Loyola Marymount 87 60 1221

232 A Loyola Marymount 92 78 0206

252 H Alcorn 97 65 1124

264 A Pacific 61 70 0121

265 A Santa Clara 77 84 0102

265 H Santa Clara 84 90 0130

267 H Sacramento St. 81 73 1212

274 H Idaho St. 65 66 1208

277 A UC Davis 66 79 1115

289 H Cal St. Fullerton 65 60 1219

291 A Portland St. 78 72 1202

307 H San Diego 71 82 0114

329 H Abilene Christian 87 57 1122

Team's RPI: 248

Non-Div I Games: Oregon Tech 98 81

U
M
a
s
s
L
o
w
e
l
l

Average RPI Win:		UMass Lowell		(OFFICIAL) Through Games Of Games Through February 17, 2016		SOS w/in Conf	
Average RPI Loss:		265		WON-LOST RECORD		WINNING PCT. RANK	
		172				.45728 (5)	
DIV. I ONLY		10- 16		238		244	
DIV. I NON-CONF.		3- 9		271		250	
						288	
						256	
						249	
						288	

Liberty

DIV. I ONLY

DIV. I NON-CONF.

9- 14

2- 7

237

287

223

239

207

233

251

314

RPI 1-50

OVERALL0- 2

HOME0- 0

AWAY0- 2

NEUTRAL0- 0

NON-CONFERENCE0- 2

RPI 51-100

1- 1

1- 0

0- 1

0- 0

0- 0

RPI 101-200

3- 4

3- 1

0- 3

0- 0

0- 2

RPI 150+

7- 9

5- 3

2- 6

0- 0

2- 4

TOTALS

9- 14

7- 4

2- 10

0- 0

2- 7

RPI 1-50

RPI S Opponent Score

3 A Oregon68 91 1125

26 A Baylor72 94 1127

RPI 51-100

RPI S Opponent Score

52 H Little Rock76 73 0118

100 A UT Arlington64 91 0121

RPI 101-200

RPI S Opponent Score

127 H La.-Lafayette71 69 0109

127 A La.-Lafayette73 83 0211

133 H North Dakota St.73 74 1204

160 H La.-Monroe68 65 0107

160 A La.-Monroe73 78 0213

166 H Georgia St.75 69 0128

191 A Missouri78 88 1201

RPI 201+

RPI s Opponent Score

218 H Jackson St.78 69 1122

228 A UT Martin70 74 1218

242 H Ga. Southern66 71 0130

245 A South Ala.89 67 0102

245 H South Ala.79 73 0204

269 H Appalachian St.72 86 0116

280 A Troy84 81 1230

280 H Troy70 71 0206

290 A Texas St.68 78 0123

305 A SIUE70 79 1113

312 A Savannah St.75 76 1118

320 H Central Ark.77 67 1222

Team's RPI: 251

Non-Div I Games:	Ark.-Monticello	104 71	Lyon	81 37
------------------	-----------------	--------	------	-------

A
l
c
o
r
n

DIV. I ONLY

DIV. I NON-CONF.

7- 15

3- 9

272

271

188

139

317

332

253

250

RPI 1-50

OVERALL

HOME

AWAY

NEUTRAL

NON-CONFERENCE

0- 1

0- 0

0- 1

0- 0

0- 1

RPI 51-100

0- 4

0- 0

0- 3

0- 1

0- 3

RPI 101-200

1- 5

1- 2

0- 3

0- 0

1- 1

RPI 150+

7- 7

2- 5

5- 2

0- 0

3- 4

TOTALS

7- 15

2- 6

5- 8

0- 1

3- 9

RPI 1-50

RPI S Opponent Score

29 A Louisville 68 98 1223

RPI 51-100

RPI S Opponent Score

63 N UNCW 77 102 1222

67 A BYU 54 85 1113

70 A St. Mary's (CA) 50 65 1228

95 A Grand Canyon 88 99 0116

RPI 101-200

RPI S Opponent Score

121 H New Mexico St. 66 78 0107

121 A New Mexico St. 74 98 0206

144 A Utah St. 55 81 1124

152 H Weber St. 84 81 1209

162 H CSU Bakersfield 74 78 0130

162 A CSU Bakersfield 69 91 0213

RPI 201+

RPI s Opponent Score

210 A Denver 62 75 1118

270 H Montana St. 72 76 1201

274 A Idaho St. 100 76 1212

277 H UC Davis 70 82 1128

282 H Seattle 62 73 0128

284 A UMKC 90 79 0121

334 H Southern Utah 54 68 1205

342 H UTRGV 98 65 0109

342 A UTRGV 88 77 0204

344 A Chicago St. 82 76 0123

345 A UTSA 83 78 1219

Team's RPI: 253

Non-Div I Games: San Diego Christian 88 79 Great Falls 89 60 Antelope Valley 104 60

cleve
land
st.

S
a
m
f
o
r
d

D
r
e
x
e
l

Non-Div I Games:	Alas. Anchorage	65	71
------------------	-----------------	----	----

DIV. I ONLY

DIV. I NON-CONF.

6- 19

5- 6

308

196

138

307

104

57

261

196

RPI 1-50

OVERALL0- 1

HOME0- 0

AWAY0- 1

NEUTRAL0- 0

NON-CONFERENCE0- 1

RPI 51-100

0- 9

0- 4

0- 5

0- 0

0- 1

RPI 101-200

0- 8

0- 2

0- 6

0- 0

0- 3

RPI 150+

6- 4

4- 1

2- 3

0- 0

5- 2

TOTALS

6- 19

4- 6

2- 13

0- 0

5- 6

RPI 1-50

RPI S Opponent Score

2 A Villanova 48 78 1222

RPI 51-100

RPI S Opponent Score

58 H William & Mary 79 94 0128

58 A William & Mary 64 90 0206

61 A Temple 50 69 1129

63 H UNCW 67 85 0109

63 A UNCW 70 79 0121

76 A Hofstra 80 90 1231

76 H Hofstra 66 77 0213

84 H James Madison 63 73 0102

97 A Col. of Charleston 58 59 0123

RPI 101-200

RPI S Opponent Score

108 A Buffalo 79 99 1229

126 A Columbia 69 82 1206

132 A Elon 56 83 0204

135 A Northeastern 56 88 0107

135 H Northeastern 60 69 0116

151 A Iona 77 92 1120

166 H Towson 77 79 0114

166 A Towson 97 101 0130

RPI 201+

RPI s Opponent Score

206 A Boston College 61 69 1219

212 H South Fla. 67 58 1203

230 H Fairleigh Dickinson 73 72 1124

260 H Drexel 69 60 0211

296 H Bradley 70 47 1201

310 A Marist 70 69 1212

346 A Delaware St. 62 56 1113

Team's RPI: 261

Non-Div I Games:

Rutgers

DIV. I ONLY	8- 18	277	192	307	263
DIV. I NON-CONF.	2- 9	301	99	314	242
	RPI 1-50	RPI 51-100	RPI 101-200	RPI 150+	TOTALS
OVERALL	0- 0	0- 3	3- 8	8- 14	8- 18
HOME	0- 0	0- 1	1- 3	3- 6	3- 7
AWAY	0- 0	0- 2	2- 5	5- 8	5- 11
NEUTRAL	0- 0	0- 0	0- 0	0- 0	0- 0
NON-CONFERENCE	0- 0	0- 3	1- 3	2- 5	2- 9

RPI 1-50				RPI 51-100				RPI 101-200				RPI 201+				Team's RPI: 263
RPI	S	Opponent	Score	RPI	S	Opponent	Score	RPI	S	Opponent	Score	RPI	s	Opponent	Score	
				53	H	Stony Brook	68 86 1217	122	A	Rhode Island	42 65 1113	208	H	Colgate	37 56 0103	
				56	A	VCU	44 72 1125	170	A	New Hampshire	68 50 1128	208	A	Colgate	54 49 0130	
				82	A	LSU	51 79 1222	177	H	Boston U.	50 61 0113	229	A	Army West Point	45 65 0117	
								177	A	Boston U.	51 71 0210	229	H	Army West Point	59 65 0213	
								186	H	Lehigh	50 65 0109	239	A	Mt. St. Mary's	56 81 1201	
								186	A	Lehigh	49 72 0206	244	A	Saint Francis (PA)	48 68 1121	
								189	H	Hampton	48 61 1117	246	A	Loyola Maryland	67 75 1230	
								190	A	Navy	63 58 0127	257	A	Youngstown St.	60 56 1204	
								193	A	Bucknell	54 72 0106	292	H	Holy Cross	58 45 0201	
								193	H	Bucknell	69 55 0203	295	H	UMES	64 79 1220	
								200	A	Wagner	48 55 1206	327	A	Lafayette	81 73 0120	
												327	H	Lafayette	60 59 0217	

Non-Div I Games:

Pacific		(OFFICIAL) Through Games Of Games Through February 17, 2016		SOS w/in Conf	
Average RPI Win:	224	WON-LOST	WINNING	STRENGTH OF	OPP. STRENGTH
Average RPI Loss:	144	RECORD	PCT. RANK	SCHEDULE	OF SCHEDULE
				TEAM	RPI
				.53564 (1)	
DIV. I ONLY		5- 17	315	97	224
DIV. I NON-CONF.		0- 8	340	76	316
				264	330
RPI 1-50		RPI 51-100		RPI 101-200	
OVERALL		0- 1		0- 5	
HOME		0- 0		0- 2	
AWAY		0- 1		0- 3	
NEUTRAL		0- 0		0- 0	
NON-CONFERENCE		0- 1		0- 3	
RPI 150+		TOTALS			
5- 17		3- 8		2- 8	
0- 1		0- 1		0- 1	
0- 3		0- 8			
RPI 1-50		RPI 51-100		RPI 101-200	
RPI S Opponent Score		RPI S Opponent Score		RPI S Opponent Score	
24 A Arizona 61 79 1113		55 H Gonzaga 61 71 0123		102 A Fresno St. 52 71 1212	
		67 H BYU 67 81 0102		106 A Pepperdine 76 81 0107	
		67 A BYU 77 72 0206		106 H Pepperdine 63 65 0213	
		70 A St. Mary's (CA) 62 78 0114		112 H Nevada 82 85 1121	
		70 H St. Mary's (CA) 65 68 0130		134 A Green Bay 88 93 1215	
		72 H UC Irvine 67 70 1204			
RPI 201+		Team's RPI: 264			
RPI s Opponent Score					
214 N Eastern Wash. 63 70 1128					
225 A San Francisco 76 89 1223					
232 A Loyola Marymount 60 58 0109					
232 H Loyola Marymount 72 77 0211					
248 H Portland 70 61 0121					
265 H Santa Clara 73 72 1221					
267 A Sacramento St. 71 79 1129					
289 H Cal St. Fullerton 76 77 1117					
307 H San Diego 77 75 1231					
307 A San Diego 43 54 0204					

Non-Div I Games:	Notre Dame de Namur	79	44	Bethesda (CA)	88	30
------------------	---------------------	----	----	---------------	----	----

DIV. I ONLY

DIV. I NON-CONF.

8- 17

3- 8

267

263

150

224

182

246

265

304

RPI 1-50

OVERALL0- 1

HOME0- 0

AWAY0- 0

NEUTRAL0- 1

NON-CONFERENCE0- 1

RPI 51-100

0- 7

0- 3

0- 3

0- 1

0- 2

RPI 101-200

1- 2

1- 1

0- 1

0- 0

0- 2

RPI 150+

7- 8

4- 5

2- 3

1- 0

3- 4

TOTALS

8- 17

5- 8

2- 7

1- 2

3- 8

RPI 1-50

RPI S Opponent Score

24 N Arizona73751126

RPI 51-100

RPI S Opponent Score

55 H Gonzaga77791231

55 A Gonzaga67840128

67 A BYU61970107

67 H BYU62960213

70 H St. Mary's (CA)59811223

72 A UC Irvine61791123

91 N Evansville57691127

RPI 101-200

RPI S Opponent Score

106 H Pepperdine62600114

112 A Nevada69721218

153 H Milwaukee65711115

RPI 201+

RPI s Opponent Score

206 N Boston College62451129

210 H Denver33551114

225 H San Francisco61740121

225 A San Francisco86890206

232 H Loyola Marymount66760116

248 H Portland84770102

248 A Portland90840130

259 H Lipscomb63651113

264 A Pacific72731221

283 A UC Riverside63771119

299 H San Jose St.78751205

303 H Ark.-Pine Bluff69571215

307 A San Diego65530109

307 H San Diego74710211

Team's RPI: 265

Non-Div I Games: Pacific Union 73 66

DIV. I ONLY	13- 12	159	337	342	268
DIV. I NON-CONF.	6- 5	153	341	324	240
	RPI 1-50	RPI 51-100	RPI 101-200	RPI 150+	TOTALS
OVERALL	0- 0	0- 0	2- 3	13- 12	13- 12
HOME	0- 0	0- 0	1- 1	7- 5	7- 5
AWAY	0- 0	0- 0	1- 2	6- 7	6- 7
NEUTRAL	0- 0	0- 0	0- 0	0- 0	0- 0
NON-CONFERENCE	0- 0	0- 0	0- 3	6- 5	6- 5

RPI 1-50				RPI 51-100				RPI 101-200				RPI 201+				Team's RPI: 268
RPI	S	Opponent	Score	RPI	S	Opponent	Score	RPI	S	Opponent	Score	RPI	s	Opponent	Score	
								169	A	Massachusetts	79 83 1229	205	H	Incarnate Word	66 59 1222	
								176	H	Sam Houston St.	69 75 1218	230	A	Fairleigh Dickinson	95 101 0121	
								187	A	Fordham	84 89 1208	230	H	Fairleigh Dickinson	85 88 0130	
								200	A	Wagner	71 70 0114	239	A	Mt. St. Mary's	63 79 0102	
								200	H	Wagner	82 69 0211	239	H	Mt. St. Mary's	77 74 0204	
												244	H	Saint Francis (PA)	65 72 0109	
												246	A	Loyola Maryland	71 68 1116	
												249	H	UMass Lowell	84 72 1203	
												258	A	FIU	72 80 1125	
												279	H	Sacred Heart	92 84 0127	
												279	A	Sacred Heart	90 98 0206	
												294	H	St. Francis Brooklyn	49 64 0123	
												294	A	St. Francis Brooklyn	82 67 0215	
												302	H	Robert Morris	60 70 0107	
												304	A	Dartmouth	56 79 1129	
												309	H	Maine	84 79 1119	
												315	A	Niagara	80 79 1212	
												319	H	N.C. Central	78 77 1122	
												322	A	Bryant	79 61 0116	
												351	A	Central Conn. St.	76 67 0104	

Non-Div I Games:

M
o
n
t
a
n
a
s
t
.
.

Average RPI Win:		Montana St.		(OFFICIAL) Through Games Of Games Through February 17, 2016		SOS w/in Conf	
Average RPI Loss:		WON-LOST RECORD		STRENGTH OF SCHEDULE		OPP. STRENGTH OF SCHEDULE	
		WINNING PCT. RANK		TEAM RPI			
						.31462 (12)	
DIV. I ONLY		11- 13		339		199	
DIV. I NON-CONF.		4- 7		214		99	
		201				270	
		227				198	
RPI 1-50		RPI 51-100		RPI 101-200		RPI 150+	
OVERALL		0- 1		1- 6		11- 7	
HOME		0- 0		0- 2		6- 3	
AWAY		0- 1		0- 3		4- 5	
NEUTRAL		0- 0		1- 1		1- 0	
NON-CONFERENCE		0- 1		1- 5		4- 1	
RPI 1-50		RPI 51-100		RPI 101-200		RPI 201+	
RPI S Opponent Score		RPI S Opponent Score		RPI S Opponent Score		Team's RPI: 270	
41 A Syracuse 60 82 1222		85 A Hawaii 76 87 1113		108 A Buffalo 73 80 1219		214 H Eastern Wash. 85 71 0121	
				112 N Nevada 62 83 1115		221 H Idaho 70 68 0123	
				131 H Omaha 97 100 1206		234 A North Dakota 68 85 0114	
				133 A North Dakota St. 64 73 1216		253 A Utah Valley 76 72 1201	
				155 H Montana 72 80 0130		267 H Sacramento St. 71 64 0107	
				181 N Wyoming 83 82 1122		267 A Sacramento St. 79 76 0206	
				181 A Wyoming 68 82 1128		291 H Portland St. 70 77 0109	
						291 A Portland St. 68 83 0204	
						299 H San Jose St. 81 69 1120	
						299 A San Jose St. 91 83 1213	
						314 A Northern Colo. 76 78 0116	
						316 A Northern Ariz. 74 72 0102	
						316 H Northern Ariz. 101 58 0211	
						334 A Southern Utah 82 93 1231	
						334 H Southern Utah 80 73 0213	

M
o
n
t
a
n
a
s
t
.
.

Non-Div I Games: Hawaii Hilo 90 85

Kennesaw
St.

DIV. I ONLY

DIV. I NON-CONF.

8- 12

5- 8

230

222

297

331

127

96

272

310

RPI 1-50

OVERALL

HOME

AWAY

NEUTRAL

NON-CONFERENCE

0- 3

0- 2

0- 1

0- 0

0- 2

RPI 51-100

0- 3

0- 1

0- 2

0- 0

0- 2

RPI 101-200

1- 3

0- 1

1- 2

0- 0

0- 2

RPI 150+

8- 5

6- 1

2- 4

0- 0

5- 4

TOTALS

8- 12

6- 4

2- 8

0- 0

5- 8

RPI 1-50

RPI 51-100

RPI 101-200

RPI 201+

Score

Score

Score

Score

Opponent

Opponent

Opponent

Opponent

2

A

Villanova

57

77

1228

23

H

Saint Joseph's

60

75

0120

39

H

Princeton

71

73

0109

57

A

Yale

58

81

0129

61

H

Temple

73

77

1209

62

A

Washington

67

104

1121

126

A

Columbia

53

63

0212

180

A

George Mason

44

63

1205

190

H

Navy

59

65

1202

192

A

Cornell

92

84

0213

231

H

La Salle

80

64

1125

233

H

Harvard

67

57

0206

260

A

Drexel

52

53

1222

293

H

Binghamton

80

45

0102

302

H

Robert Morris

76

75

1113

304

H

Dartmouth

71

64

0205

311

A

Brown

83

89

0130

327

A

Lafayette

86

92

1129

346

A

Delaware St.

60

54

1117

351

H

Central Conn. St.

77

61

1115

Team's RPI: 272

DIV. I ONLY		11- 11	168	349	235	274									
DIV. I NON-CONF.		3- 7	252	336	212	312									
RPI 1-50		RPI 51-100		RPI 101-200		RPI 150+									
OVERALL		0- 1		1- 4		11- 8									
HOME		0- 0		1- 0		7- 2									
AWAY		0- 1		0- 3		3- 6									
NEUTRAL		0- 0		0- 1		1- 1									
NON-CONFERENCE		0- 1		0- 3		3- 4									
RPI 1-50		RPI 51-100		RPI 101-200		RPI 201+ Team's RPI: 274									
RPI	S	Opponent	Score	RPI	S	Opponent	Score	RPI	S	Opponent	Score				
16	A	Utah	72 102 1127					133	N	North Dakota St.	62 67 1221	210	A	Denver	69 79 1125
								144	A	Utah St.	58 69 1222	234	H	North Dakota	76 84 0109
								152	A	Weber St.	56 77 0102	234	A	North Dakota	60 76 0204
								152	H	Weber St.	69 68 0123	248	A	Portland	66 65 1208
								188	A	Washington St.	67 85 1120	253	H	Utah Valley	76 100 1212
												267	A	Sacramento St.	71 82 0114
												267	H	Sacramento St.	66 64 0213
												276	H	CSUN	84 79 1229
												291	A	Portland St.	73 70 0116
												291	H	Portland St.	88 71 0211
												314	H	Northern Colo.	83 78 0107
												314	A	Northern Colo.	90 57 0206
												316	H	Northern Ariz.	88 66 0130
												334	H	Southern Utah	87 68 0128
												342	N	UTRGV	76 64 1223
												343	A	Lamar	70 82 1205

Non-Div I Games: Dickinson St. 110 85 Great Falls 78 72

C
S
U
N

UC Davis

Average RPI Win: 262

Average RPI Loss: 164

WON-LOST RECORD

WINNING PCT. RANK

(OFFICIAL) Through Games Of Games Through February 17, 2016

STRENGTH OF SCHEDULE

OPP. STRENGTH OF SCHEDULE

TEAM RPI

SOS w/in Conf .4614 (5)

DIV. I ONLY	8- 14	254	238	246	277
DIV. I NON-CONF.	3- 8	263	248	323	306

	RPI 1-50	RPI 51-100	RPI 101-200	RPI 150+	TOTALS
OVERALL	0- 0	0- 7	1- 2	8- 6	8- 14
HOME	0- 0	0- 2	1- 2	6- 2	6- 5
AWAY	0- 0	0- 5	0- 0	2- 4	2- 9
NEUTRAL	0- 0	0- 0	0- 0	0- 0	0- 0
NON-CONFERENCE	0- 0	0- 2	0- 2	3- 5	3- 8

RPI 1-50				RPI 51-100				RPI 101-200				RPI 201+				Team's RPI: 277
RPI	S	Opponent	Score	RPI	S	Opponent	Score	RPI	S	Opponent	Score	RPI	s	Opponent	Score	
				70	A	St. Mary's (CA)	67 81 1204	133	H	North Dakota St.	71 79 1113	221	H	Idaho	51 68 1222	
				72	A	UC Irvine	55 76 0107	197	H	Cal Poly	66 52 0130	248	H	Portland	79 66 1115	
				85	A	Hawaii	62 78 0123	199	H	Air Force	60 67 1219	253	A	Utah Valley	82 70 1128	
				90	A	Long Beach St.	47 59 0109					267	A	Sacramento St.	79 84 1124	
				90	H	Long Beach St.	48 57 0213					267	H	Sacramento St.	66 61 1202	
				93	H	UC Santa Barbara	66 72 0211					276	H	CSUN	63 62 0114	
				98	A	Boise St.	56 64 1230					282	A	Seattle	75 80 1228	
												283	H	UC Riverside	58 55 0121	
												283	A	UC Riverside	50 49 0206	
												289	H	Cal St. Fullerton	69 64 0127	
												289	A	Cal St. Fullerton	57 61 0204	
												307	A	San Diego	55 61 1215	

Non-Div I Games:	Fresno Pacific	76 46	Holy Names	74 49
------------------	----------------	-------	------------	-------

Loss, Non-Conf, S Site, H Home, A Away, N Neutral

Page 277

GmDte

OT

Charlesston S.C.

S
a
c
r
e
d
H
e
a
r
t

Sacred Heart		(OFFICIAL) Through Games Of Games Through February 17, 2016		SOS w/in Conf		
Average RPI Win:	290	WON-LOST	WINNING	STRENGTH OF	OPP. STRENGTH	
Average RPI Loss:	205	RECORD	PCT. RANK	SCHEDULE	OF SCHEDULE	
				TEAM	RPI	
				.40795 (2)		
DIV. I ONLY		9- 16	256	279	344	
DIV. I NON-CONF.		1- 10	326	208	299	
				279	329	
RPI 1-50		RPI 51-100		RPI 101-200		
OVERALL		0- 1		1- 4		
HOME		0- 0		0- 1		
AWAY		0- 1		1- 3		
NEUTRAL		0- 0		0- 0		
NON-CONFERENCE		0- 1		0- 3		
				9- 12		
				5- 3		
				3- 9		
				1- 0		
				1- 6		
				1- 10		
RPI 1-50		RPI 51-100		RPI 101-200		
RPI S Opponent Score	RPI S Opponent Score		RPI S Opponent Score		RPI s Opponent Score	
44 A UConn 49 82 1202	57 A Yale 77 99 1116		113 A Northwestern 67 103 1221		230 H Fairleigh Dickinson 68 80 0107	
	76 A Hofstra 73 80 1228		163 A Fairfield 79 83 1121		239 H Mt. St. Mary's 76 71 0121	
			166 A Towson 61 83 1205		239 A Mt. St. Mary's 61 66 0211	
			200 H Wagner 59 76 0109		244 A Saint Francis (PA) 80 84 0104	
			200 A Wagner 67 58 0124		249 A UMass Lowell 84 87 1118	
					268 A LIU Brooklyn 84 92 0127	
					268 H LIU Brooklyn 98 90 0206	
					286 N Quinnipiac 76 64 1113	
					292 A Holy Cross 60 69 1125	
					294 A St. Francis Brooklyn 67 85 0116	
					294 H St. Francis Brooklyn 74 70 0204	
					302 A Robert Morris 69 65 0102	
					322 H Bryant 72 71 0130	
					323 A Hartford 71 80 1214	
					327 H Lafayette 86 90 1212	
					351 A Central Conn. St. 80 78 0114	
					351 H Central Conn. St. 87 52 0213	

S
a
c
r
e
d
H
e
a
r
t

Non-Div I Games:

T
r
o
y
















Non-Div I Games: Paine	85	77	Reinhardt	97	82
------------------------	----	----	-----------	----	----

Average RPI Win:		Seattle	WON-LOST		WINNING	(OFFICIAL) Through Games Of Games Through February 17, 2016		SOS w/in Conf	
Average RPI Loss:		278	RECORD		PCT. RANK	STRENGTH OF		OPP. STRENGTH	
		168				SCHEDULE		OF SCHEDULE	
						TEAM		RPI	
								.41861	
								(4)	
DIV. I ONLY		10- 12	206		308	259		282	
DIV. I NON-CONF.		4- 8	236		292	283		328	
RPI 1-50		RPI 51-100		RPI 101-200		RPI 150+		TOTALS	
OVERALL		0- 1		1- 4		0- 2		9- 6	
HOME		0- 0		0- 2		0- 2		7- 4	
AWAY		0- 1		1- 2		0- 0		2- 2	
NEUTRAL		0- 0		0- 0		0- 0		0- 0	
NON-CONFERENCE		0- 1		0- 3		0- 0		4- 4	
RPI 1-50		RPI 51-100		RPI 101-200		RPI 201+		Team's RPI: 282	
RPI	S	Opponent	Score	RPI	S	Opponent	Score	RPI	s Opponent
28	A	California	52 66 1201	62	A	Washington	68 79 1222	214	A Eastern Wash.
				93	H	UC Santa Barbara	50 88 1230	214	H Eastern Wash.
				95	A	Grand Canyon	59 57 0130	253	A Utah Valley
				95	H	Grand Canyon	60 71 0212	267	H Sacramento St.
				96	A	UAB	73 79 1213	277	H UC Davis
								284	A UMKC
								284	H UMKC
								289	H Cal St. Fullerton
								299	H San Jose St.
								303	H Ark.-Pine Bluff
								328	H Mississippi Val.
								342	H UTRGV
								344	A Chicago St.
								344	H Chicago St.

Non-Div I Games:	Great Falls	58	48	Northwest Indian	98	36
------------------	-------------	----	----	------------------	----	----

DIV. I ONLY				11- 14				210				335				296				283			
DIV. I NON-CONF.				7- 7				173				329				344				255			
				RPI 1-50				RPI 51-100				RPI 101-200				RPI 150+				TOTALS			
OVERALL				0- 0				1- 3				1- 3				10- 10				11- 14			
HOME				0- 0				1- 1				0- 3				4- 5				5- 7			
AWAY				0- 0				0- 2				1- 0				6- 5				6- 7			
NEUTRAL				0- 0				0- 0				0- 0				0- 0				0- 0			
NON-CONFERENCE				0- 0				0- 1				0- 2				7- 5				7- 7			
RPI 1-50				RPI 51-100				RPI 101-200				RPI 201+				Team's RPI: 283							
RPI	S	Opponent	Score	RPI	S	Opponent	Score	RPI	S	Opponent	Score	RPI	s	Opponent	Score								
72	A	UC Irvine	68 84 0109	145	H	UNLV	62 73 1212	210	H	Denver	63 54 1222												
77	A	Ohio	59 81 1230	162	H	CSU Bakersfield	48 67 0102	225	A	San Francisco	57 58 1121												
85	H	Hawaii	71 80 0114	197	A	Cal Poly	72 68 0128	227	A	Houston Baptist	59 72 1215												
90	H	Long Beach St.	74 72 0123	197	H	Cal Poly	78 86 0213	232	A	Loyola Marymount	76 77 1206												
								265	H	Santa Clara	77 63 1119												
								273	A	Rice	81 87 1127												
								276	A	CSUN	75 72 0116												
								276	H	CSUN	71 73 0203												
								277	A	UC Davis	55 58 0121												
								277	H	UC Davis	49 50 0206												
								289	H	Cal St. Fullerton	73 79 0107												
								289	A	Cal St. Fullerton	81 71 0130												
								314	H	Northern Colo.	77 66 1203												
								329	A	Abilene Christian	60 56 1218												
								339	A	Morgan St.	81 72 1228												
								343	A	Lamar	74 69 1129												
								346	H	Delaware St.	81 55 1124												

Non-Div I Games:	LIFE Pacific	95	48	William Jessup	100	68
------------------	--------------	----	----	----------------	-----	----

RPI 201+		Team's RPI:		284
RPI	s Opponent	Score		
228	 UT Martin	74	70	1201
240	 Minnesota	58		1113
253	 Utah Valley	79		0121
282	 Seattle	84	69	0107
282	 Seattle	55		0206
306	 Drake	79	73	1121
330	 USC Upstate	68		0102
342	 UTRGV	66		0116
342	 UTRGV	75	58	0213
344	 Chicago St.	78	64	0130

71	60
----	----

DIV. I ONLY

DIV. I NON-CONF.

6- 18

1- 10

305

326

205

207

181

89

285

313

RPI 1-50

OVERALL

HOME

AWAY

NEUTRAL

NON-CONFERENCE

0- 1

0- 0

0- 1

0- 0

0- 1

RPI 51-100

0- 4

0- 0

0- 3

0- 1

0- 2

RPI 101-200

1- 5

1- 1

0- 3

0- 1

0- 3

RPI 150+

5- 10

3- 3

2- 6

0- 1

1- 5

TOTALS

6- 18

4- 3

2- 12

0- 3

1- 10

RPI 1-50

RPI S Opponent Score

18 A Michigan St. 55 82 1113

RPI 51-100

RPI S Opponent Score

65 N Florida St. 59 64 1219

76 A Hofstra 54 68 1222

80 A Middle Tenn. 73 85 0204

96 A UAB 67 104 0206

RPI 101-200

RPI S Opponent Score

111 H Louisiana Tech 63 61 0116

125 A Tennessee 62 81 1216

129 A Marshall 67 90 0107

135 N Northeastern 58 60 1120

179 H Old Dominion 66 78 0128

196 A UCF 61 75 1212

RPI 201+

RPI s Opponent Score

201 A East Carolina 48 74 1201

204 A Western Ky. 82 86 0109

209 A UTEP 56 71 0121

209 H UTEP 82 89 0213

216 A Eastern Ky. 73 80 1215

228 H UT Martin 48 57 1229

238 H Charlotte 82 77 0130

241 A Miami (OH) 75 69 1121

258 A FIU 59 76 0103

259 N Lipscomb 65 79 1122

288 H Southern Miss. 58 51 0114

345 A UTSA 86 71 0123

345 H UTSA 79 73 0211

Team's RPI: 285

Non-Div I Games:	Ave Maria	72	59	Warner	72	75
------------------	-----------	----	----	--------	----	----

Q
u
i
n
n
i
p
i
a
c

Average RPI Win:		Quinnipiac		(OFFICIAL) Through Games Of Games Through February 17, 2016		SOS w/in Conf	
Average RPI Loss:		273	WON-LOST	WINNING	STRENGTH OF	OPP. STRENGTH	TEAM
		172	RECORD	PCT. RANK	SCHEDULE	OF SCHEDULE	RPI
							.47713 (3)
DIV. I ONLY		8- 17	267	232	273	286	
DIV. I NON-CONF.		3- 6	236	278	341	299	
RPI 1-50		RPI 51-100		RPI 101-200		RPI 150+	TOTALS
OVERALL	0- 3	0- 2		1- 5		8- 12	8- 17
HOME	0- 1	0- 2		0- 3		5- 4	5- 7
AWAY	0- 2	0- 0		1- 2		3- 7	3- 9
NEUTRAL	0- 0	0- 0		0- 0		0- 1	0- 1
NON-CONFERENCE	0- 1	0- 1		0- 2		3- 4	3- 6
RPI 1-50				RPI 51-100			
RPI	S	Opponent	Score	RPI	S	Opponent	Score
36	A	Monmouth	74 88 0109	88	H	Albany (NY)	54 58 1201
36	H	Monmouth	51 66 0128	92	H	Siena	52 64 0115
38	A	Oregon St.	61 82 1221				
RPI 101-200				RPI 201+			
RPI	S	Opponent	Score	RPI	s	Opponent	Score
151	H	Iona	66 78 0102	217	A	Canisius	78 76 1205
151	A	Iona	59 78 0215	217	H	Canisius	53 63 0117
163	A	Fairfield	64 59 0201	220	A	Manhattan	77 84 0211
163	H	Fairfield	80 84 0213	226	A	Saint Peter's	52 68 0208
173	A	Vermont	70 83 1118	247	H	Rider	64 60 0104
177	H	Boston U.	57 64 1213	247	A	Rider	52 75 0124
				279	N	Sacred Heart	64 76 1113
				292	H	Holy Cross	62 56 1122
				309	A	Maine	95 98 1229
				310	H	Marist	79 53 0204
				315	A	Niagara	72 76 1204
				315	H	Niagara	82 68 0130
				319	H	N.C. Central	69 59 1124
				323	A	Hartford	68 66 1209

Q
u
i
n
n
i
p
i
a
c

Non-Div I Games:

DIV. I ONLY

DIV. I NON-CONF.

6- 15

2- 7

292

287

201

228

225

190

288

295

RPI 1-50

RPI 51-100

RPI 101-200

RPI 150+

TOTALS

OVERALL

HOME

AWAY

NEUTRAL

NON-CONFERENCE

0- 1

0- 1

0- 0

0- 0

0- 1

0- 2

0- 2

0- 0

0- 0

0- 0

2- 5

2- 2

0- 3

0- 0

1- 3

5- 8

3- 3

2- 5

0- 0

1- 4

6- 15

4- 7

2- 8

0- 0

2- 7

RPI 1-50

RPI 51-100

RPI 101-200

RPI 201+

S

S

S

s

Opponent

Opponent

Opponent

Opponent

Score

Score

Score

Score

32

H

Alabama

55

58

1204

80

H

Middle Tenn.

54

76

0213

96

H

UAB

77

80

0211

111

A

Louisiana Tech

57

87

0102

111

H

Louisiana Tech

59

70

0123

133

H

North Dakota St.

74

62

1206

136

A

Memphis

49

67

1114

149

A

Morehead St.

46

61

1128

166

H

Georgia St.

46

66

1219

179

H

Old Dominion

73

71

0109

209

H

UTEP

71

58

0128

218

H

Jackson St.

60

78

1117

237

A

Tulane

40

59

1222

238

H

Charlotte

76

82

0107

245

A

South Ala.

57

54

1214

258

A

FIU

66

60

0116

273

A

Rice

65

72

0206

280

A

Troy

59

69

1201

285

A

Fla. Atlantic

51

58

0114

297

A

North Texas

54

70

0204

345

H

UTSA

86

70

0130

Team's RPI: 288

Non-Div I Games: William Carey 78 84 Southeastern Okla. 66 52

DIV. I ONLY		7- 16	282	284	209	289
DIV. I NON-CONF.		5- 6	196	339	194	237
RPI 1-50		RPI 51-100		RPI 101-200		RPI 150+
OVERALL	0- 1	0- 6		1- 1		6- 9
HOME	0- 0	0- 2		1- 1		2- 4
AWAY	0- 1	0- 4		0- 0		4- 5
NEUTRAL	0- 0	0- 0		0- 0		0- 0
NON-CONFERENCE	0- 1	0- 1		1- 0		4- 4
RPI 1-50		RPI 51-100		RPI 101-200		RPI 201+ Team's RPI: 289
RPI S Opponent Score		RPI S Opponent Score		RPI S Opponent Score		RPI s Opponent Score
38 A Oregon St. 69 82 1218		62 A Washington 69 87 1206		112 H Nevada 75 66 1128		232 A Loyola Marymount 74 79 1113
		72 A UC Irvine 59 72 0120		197 H Cal Poly 75 83 0123		232 H Loyola Marymount 70 82 1212
		72 H UC Irvine 77 96 0217				248 A Portland 60 65 1219
		85 H Hawaii 79 86 0116				264 A Pacific 77 76 1117
		85 A Hawaii 59 76 0213				276 H CSUN 75 85 0109
		93 A UC Santa Barbara 68 81 0206				276 A CSUN 67 75 0210
						277 A UC Davis 64 69 0127
						277 H UC Davis 61 57 0204
						282 A Seattle 70 61 1204
						283 A UC Riverside 79 73 0107
						283 H UC Riverside 71 81 0130
						291 A Portland St. 82 89 1229
						307 H San Diego 67 55 1121
						334 A Southern Utah 80 66 1124

Non-Div I Games: Cal St. Dom. Hills 88 56 Cal St. East Bay 75 52

DIV. I ONLY

DIV. I NON-CONF.

8- 12

4- 3

230

149

336

351

244

339

290

260

RPI 1-50

OVERALL0- 0

HOME0- 0

AWAY0- 0

NEUTRAL0- 0

NON-CONFERENCE0- 0

RPI 51-100

0- 2

0- 2

0- 0

0- 0

0- 0

RPI 101-200

0- 6

0- 1

0- 5

0- 0

0- 2

RPI 150+

8- 8

5- 1

3- 7

0- 0

4- 2

TOTALS

8- 12

5- 3

3- 9

0- 0

4- 3

RPI 1-50

RPI S Opponent Score

52

H

Little Rock

74

77

0121

100

H

UT Arlington

53

65

0209

RPI 51-100

RPI S Opponent Score

RPI 101-200

RPI S Opponent Score

124

A

A&M-Corpus Christi

39

47

1205

127

A

La.-Lafayette

54

80

0128

160

A

La.-Monroe

59

72

0130

166

H

Georgia St.

46

58

0102

166

A

Georgia St.

56

59

0204

188

A

Washington St.

73

78

1218

RPI 201+

RPI s Opponent Score

209

A

UTEP

62

77

1121

242

H

Ga. Southern

80

66

1230

242

A

Ga. Southern

62

66

0206

245

A

South Ala.

78

67

0114

251

H

Arkansas St.

78

68

0123

269

A

Appalachian St.

56

76

0109

269

H

Appalachian St.

69

68

0211

280

A

Troy

57

66

0116

341

A

McNeese St.

70

67

1128

342

H

UTRGV

68

59

1213

345

H

UTSA

76

53

1202

348

A

Prairie View

62

44

1216

Team's RPI: 290

Non-Div I Games: Howard Payne 92 43 Texas-Tyler 84 49

H
O
L
Y
C
r
o
s
s

Average RPI Win:		Holy Cross		(OFFICIAL) Through Games Of Games Through February 17, 2016		SOS w/in Conf	
Average RPI Loss:		259	WON-LOST	WINNING	STRENGTH OF	OPP. STRENGTH	TEAM
		200	RECORD	PCT. RANK	SCHEDULE	OF SCHEDULE	RPI
							.43761 (6)
DIV. I ONLY		10- 16	238	294	284	292	
DIV. I NON-CONF.		5- 6	196	299	273	241	
RPI 1-50		RPI 51-100		RPI 101-200		RPI 150+	TOTALS
OVERALL	0- 1	0- 1		2- 7		10- 13	10- 16
HOME	0- 0	0- 1		2- 3		8- 4	8- 5
AWAY	0- 1	0- 0		0- 4		2- 9	2- 11
NEUTRAL	0- 0	0- 0		0- 0		0- 0	0- 0
NON-CONFERENCE	0- 1	0- 1		0- 2		5- 3	5- 6
RPI 1-50				RPI 51-100			
RPI	S	Opponent	Score	RPI	S	Opponent	Score
1	A	Kansas	59 92 1209	88	H	Albany (NY)	84 88 1205
RPI 101-200				RPI 201+			
RPI	S	Opponent	Score	RPI	s	Opponent	Score
122	A	Rhode Island	56 74 1202	208	H	Colgate	65 63 0106
170	H	New Hampshire	69 73 1119	208	A	Colgate	61 76 0124
177	H	Boston U.	80 64 1230	229	H	Army West Point	69 65 0120
186	H	Lehigh	66 87 0116	229	A	Army West Point	68 72 0217
186	A	Lehigh	59 64 0215	233	H	Harvard	50 49 1129
190	A	Navy	60 65 0102	246	H	Loyola Maryland	54 71 0127
190	H	Navy	87 80 0130	263	A	American	45 58 0201
193	A	Bucknell	71 98 0109	279	H	Sacred Heart	69 60 1125
193	H	Bucknell	52 77 0206	286	A	Quinnipiac	56 62 1122
Team's RPI: 292				309	H	Maine	76 75 1221
				310	A	Marist	67 64 1113
				311	A	Brown	55 71 1116
				323	A	Hartford	90 68 1212
				327	A	Lafayette	52 65 0113
				327	H	Lafayette	67 53 0210

H
O
L
Y
C
r
o
s
s

Non-Div I Games:

Binghamton

Non-Div I Games:

St. Francis Brooklyn

(OFFICIAL) Through Games Of Games Through February 17, 2016

Average RPI Win: 293

WON-LOST RECORD

WINNING PCT. RANK

STRENGTH OF SCHEDULE

OPP. STRENGTH OF SCHEDULE

TEAM RPI

SOS w/in Conf .40244 (4)

DIV. I ONLY	10- 16	238	323	336	294
DIV. I NON-CONF.	3- 9	271	298	238	302

RPI 1-50

RPI 51-100

RPI 101-200

RPI 150+

TOTALS

OVERALL

HOME

AWAY

NEUTRAL

NON-CONFERENCE

0- 1

0- 0

0- 1

0- 0

0- 1

0- 1

0- 1

0- 0

0- 0

0- 1

0- 5

0- 2

0- 2

0- 1

0- 3

10- 14

6- 3

4- 10

0- 1

3- 7

10- 16

6- 4

4- 11

0- 1

3- 9

RPI 1-50				RPI 51-100				RPI 101-200				RPI 201+				Team's RPI: 294	
RPI	S	Opponent	Score	RPI	S	Opponent	Score	RPI	S	Opponent	Score	RPI	s	Opponent	Score		
29	A	Louisville	41 85 1124	88	H	Albany (NY)	66 71 1229	174	N	North Florida	65 78 1128	206	A	Boston College	49 75 1114		
								183	H	NJIT	86 92 1210	211	A	St. John's (NY)	56 63 1206		
								198	A	Saint Louis	60 76 1121	220	A	Manhattan	60 71 1214		
								200	H	Wagner	59 83 0121	226	A	Saint Peter's	45 56 1223		
								200	A	Wagner	61 64 0128	230	A	Fairleigh Dickinson	77 86 0102		
												230	H	Fairleigh Dickinson	85 71 0206		
												239	A	Mt. St. Mary's	40 44 0104		
												244	H	Saint Francis (PA)	73 56 0107		
												250	H	Liberty	64 55 1220		
												268	A	LIU Brooklyn	64 49 0123		
												268	H	LIU Brooklyn	67 82 0215		
												279	H	Sacred Heart	85 67 0116		
												279	A	Sacred Heart	70 74 0204		
												302	H	Robert Morris	56 49 0109		
												322	A	Bryant	59 61 0114		
												323	A	Hartford	74 67 1129		
												327	A	Lafayette	69 62 1202		
												351	A	Central Conn. St.	60 49 0130		
												351	H	Central Conn. St.	74 67 0211		

Non-Div I Games: Mt. St. Vincent 93 67

DIV. I ONLY

DIV. I NON-CONF.

7- 19

2- 12

299

313

258

70

263

60

295

235

RPI 1-50

OVERALL

HOME

AWAY

NEUTRAL

NON-CONFERENCE

0- 4

0- 0

0- 4

0- 0

0- 4

RPI 51-100

0- 2

0- 0

0- 2

0- 0

0- 2

RPI 101-200

1- 5

1- 1

0- 4

0- 0

0- 5

RPI 150+

7- 12

5- 2

2- 10

0- 0

2- 5

TOTALS

7- 19

5- 2

2- 17

0- 0

2- 12

RPI 1-50

RPI

S

Opponent

Score

7

A

Maryland

56

77

1212

18

A

Michigan St.

35

78

1209

23

A

Saint Joseph's

68

78

1229

45

A

Pittsburgh

58

92

0102

RPI 51-100

RPI

S

Opponent

Score

71

A

Kansas St.

53

80

1113

86

A

Georgetown

49

68

1201

RPI 101-200

RPI

S

Opponent

Score

126

A

Columbia

75

81

0106

163

H

Fairfield

74

113

1124

179

A

Old Dominion

47

77

1218

189

H

Hampton

73

70

0206

191

A

Missouri

55

73

1115

194

A

Wofford

63

73

1121

RPI 201+

RPI

s

Opponent

Score

202

H

Norfolk St.

70

76

0208

234

A

South Carolina St.

63

68

0118

244

H

Saint Francis (PA)

70

57

1127

263

A

American

79

64

1220

308

H

Bethune-Cookman

74

72

0123

312

A

Savannah St.

61

68

0116

317

H

Howard

85

67

0201

317

A

Howard

74

77

0216

319

A

N.C. Central

59

70

1205

326

A

Coppin St.

83

81

0130

335

A

UMBC

75

89

1231

338

A

N.C. A&T

74

80

1207

339

H

Morgan St.

69

65

0111

346

A

Delaware St.

71

75

0213

Team's RPI: 295

Non-Div I Games:	Central Penn	115	86
-------------------------	---------------------	------------	-----------

DIV. I ONLY

DIV. I NON-CONF.

3- 24

1- 11

349

334

93

69

143

174

296

303

RPI 1-50

OVERALL

HOME

AWAY

NEUTRAL

NON-CONFERENCE

0- 5

0- 1

0- 2

0- 2

0- 3

RPI 51-100

0- 4

0- 1

0- 3

0- 0

0- 3

RPI 101-200

2- 8

2- 4

0- 3

0- 1

1- 2

RPI 150+

3- 9

2- 5

1- 3

0- 1

1- 5

TOTALS

3- 24

2- 10

1- 11

0- 3

1- 11

RPI 1-50

RPI S Opponent Score

6 N Virginia 57 82 1119

24 A Arizona 60 90 1116

42 N Seton Hall 59 67 1120

50 H Wichita St. 58 85 0103

50 A Wichita St. 54 88 0123

RPI 51-100

RPI S Opponent Score

87 H Ole Miss 54 67 1128

91 A Evansville 35 67 0109

98 A Boise St. 70 90 1220

100 A UT Arlington 61 97 1208

RPI 101-200

RPI S Opponent Score

107 H Illinois St. 52 55 0120

107 A Illinois St. 60 75 0214

115 A UNI 44 80 1230

115 H UNI 50 68 0127

128 H Southern Ill. 44 65 0106

128 A Southern Ill. 59 71 0217

157 H Ball St. 54 53 1113

164 H TCU 49 53 1223

166 N Towson 60 62 1122

168 H Indiana St. 63 58 0206

RPI 201+

RPI s Opponent Score

219 A Loyola Chicago 54 53 0113

219 H Loyola Chicago 43 54 0210

223 H Missouri St. 42 61 0116

223 A Missouri St. 71 77 0202

234 H North Dakota 59 65 1205

261 A Delaware 47 70 1201

306 A Drake 70 80 0130

325 H New Orleans 51 64 1125

Team's RPI: 296

Non-Div I Games: Maryville (MO) 61 53

DIV. I ONLY

DIV. I NON-CONF.

7- 16

3- 8

282

263

208

205

258

330

297

316

RPI 1-50		RPI 51-100		RPI 101-200		RPI 150+		TOTALS
OVERALL	0- 0	0- 4		2- 5		6- 8		7- 16
HOME	0- 0	0- 0		2- 2		5- 4		6- 6
AWAY	0- 0	0- 4		0- 3		1- 4		1- 10
NEUTRAL	0- 0	0- 0		0- 0		0- 0		0- 0
NON-CONFERENCE	0- 0	0- 2		1- 3		3- 3		3- 8

RPI 1-50		RPI 51-100		RPI 101-200		RPI 201+		Team's RPI: 297
RPI	S	Opponent	Score	RPI	S	Opponent	Score	
80	A	Middle Tenn.	64 86 0121	111	H	Louisiana Tech	80 69 0206	204 H Western Ky. 76 81 0116
83	A	Creighton	82 105 1221	115	A	UNI	70 93 1130	209 A UTEP 75 84 0103
96	A	UAB	57 78 0123	128	H	Southern Ill.	63 95 1205	221 H Idaho 63 65 1123
100	A	UT Arlington	67 90 1203	128	A	Southern Ill.	66 74 1212	238 A Charlotte 79 103 0213
				129	H	Marshall	78 97 0114	256 H Samford 72 74 1124
				176	H	Sam Houston St.	69 64 1229	273 H Rice 85 74 0109
				179	A	Old Dominion	47 67 0211	273 A Rice 87 95 0130
								280 H Troy 74 86 1125
								288 H Southern Miss. 70 54 0204
								321 H Nicholls St. 78 60 1214
								328 H Mississippi Val. 87 74 1217
								345 A UTSA 70 66 0101

Non-Div I Games: Jarvis Christian 112 82 Texas Col. 110 61

DIV. I ONLY				7- 17	287	272	291	298
DIV. I NON-CONF.				4- 6	218	342	333	278
				RPI 1-50	RPI 51-100	RPI 101-200	RPI 150+	TOTALS
OVERALL				0- 2	0- 2	1- 7	7- 10	7- 17
HOME				0- 1	0- 1	1- 2	3- 3	3- 6
AWAY				0- 1	0- 1	0- 5	3- 7	3- 11
NEUTRAL				0- 0	0- 0	0- 0	1- 0	1- 0
NON-CONFERENCE				0- 0	0- 2	0- 1	4- 4	4- 6
RPI 1-50				RPI 51-100				Team's RPI: 298
RPI	S	Opponent	Score	RPI	S	Opponent	Score	Score
33	H	Chattanooga	78 84 0102	59	A	Butler	71 144 1114	92 91 0121
33	A	Chattanooga	85 125 0201	97	H	Col. of Charleston	74 82 1205	222 A Western Caro.
								93 111 1229
								242 N Ga. Southern
								95 90 1125
								256 A Samford
								74 94 0105
								256 H Samford
								86 95 0208
								287 H UNCG
								95 102 0128
								301 H Stetson
								94 93 1117
								308 A Bethune-Cookman
								99 87 1216
								318 A Campbell
								82 101 1219
								330 A USC Upstate
								88 81 1128
								333 H VMI
								78 75 0130
								340 A Presbyterian
								79 95 1121

Non-Div I Games:

Bob Jones12181

Voorhees8985

Mid-Atlantic Christ.13260

San Jose St.

(OFFICIAL) Through Games Of Games Through February 17, 2016

Average RPI Win: 189

WON-LOST RECORD

WINNING PCT. RANK

STRENGTH OF SCHEDULE

OPP. STRENGTH OF SCHEDULE

TEAM RPI

SOS w/in Conf .53434 (3)

DIV. I ONLY

DIV. I NON-CONF.

5- 18

2- 7

321

287

143

242

195

350

299

327

OVERALL

HOME

AWAY

NEUTRAL

NON-CONFERENCE

RPI 1-50

0- 1

0- 0

0- 1

0- 0

0- 0

RPI 51-100

0- 1

0- 0

0- 1

0- 0

0- 0

RPI 101-200

4- 11

4- 4

0- 6

0- 1

1- 2

RPI 150+

4- 8

3- 3

0- 5

1- 0

2- 5

TOTALS

5- 18

4- 6

0- 11

1- 1

2- 7

RPI

S

Opponent

Score

48

A

San Diego St.

62

77

0106

RPI

S

Opponent

Score

98

A

Boise St.

69

94

0120

RPI

S

Opponent

Score

102

A

Fresno St.

74

81

0116

RPI

S

Opponent

Score

102

H

Fresno St.

65

53

0203

RPI

S

Opponent

Score

112

H

Nevada

55

61

0217

RPI

S

Opponent

Score

114

H

New Mexico

64

83

0123

RPI

S

Opponent

Score

114

A

New Mexico

58

74

0213

RPI

S

Opponent

Score

116

A

Marquette

62

80

1208

RPI

S

Opponent

Score

143

N

Toledo

74

89

1125

RPI

S

Opponent

Score

144

H

Utah St.

71

80

1230

RPI

S

Opponent

Score

145

A

UNLV

61

64

0210

RPI

S

Opponent

Score

155

H

Montana

64

61

1116

RPI

S

Opponent

Score

181

H

Wyoming

62

55

0113

RPI

S

Opponent

Score

184

H

Colorado St.

84

85

0109

RPI

S

Opponent

Score

184

A

Colorado St.

66

74

0127

RPI

S

Opponent

Score

199

A

Air Force

57

64

0102

RPI

S

Opponent

Score

199

H

Air Force

75

54

0130

RPI

s

Opponent

Score

221

H

Idaho

54

74

1114

RPI

s

Opponent

Score

265

A

Santa Clara

75

78

1205

RPI

s

Opponent

Score

270

A

Montana St.

69

81

1120

RPI

s

Opponent

Score

270

H

Montana St.

83

91

1213

RPI

s

Opponent

Score

282

A

Seattle

64

67

1220

RPI

s

Opponent

Score

307

N

San Diego

76

67

1127

San Jose St.

Non-Div I Games:	LIFE Pacific	128	66	Alas. Anchorage	91	87	Antelope Valley	90	60
------------------	--------------	-----	----	-----------------	----	----	-----------------	----	----

DIV. I ONLY		7- 15	272	327	341	300
DIV. I NON-CONF.		3- 7	252	82	285	163
RPI 1-50		RPI 51-100		RPI 101-200		RPI 150+
OVERALL	0- 1	0- 2		1- 5		6- 9
HOME	0- 0	0- 0		0- 0		2- 3
AWAY	0- 0	0- 2		1- 5		3- 6
NEUTRAL	0- 1	0- 0		0- 0		1- 0
NON-CONFERENCE	0- 1	0- 2		1- 4		2- 1
RPI 1-50		RPI 51-100		RPI 101-200		RPI 201+ Team's RPI: 300
RPI S Opponent Score		RPI S Opponent Score		RPI S Opponent Score		RPI s Opponent Score
33 N Chattanooga 58 95 1127		91 A Evansville 56 88 1201		120 A Virginia Tech 85 82 1114		213 H Texas Southern 72 75 0130
		96 A UAB 70 72 1116		132 A Elon 74 91 1216		218 A Jackson St. 61 68 0102
				138 A Mercer 49 70 1119		252 A Alcorn 72 77 0125
				148 A Winthrop 84 92 1222		303 H Ark.-Pine Bluff 55 59 0111
				175 A Coastal Caro. 65 68 1220		303 A Ark.-Pine Bluff 70 75 0208
				185 A Southern U. 69 73 0123		313 A Jacksonville St. 63 60 1213
						328 H Mississippi Val. 75 74 0109
						328 A Mississippi Val. 73 62 0206
						332 H Alabama A&M 75 80 0116
						332 A Alabama A&M 74 68 0213
						344 N Chicago St. 66 64 1128
						348 H Prairie View 83 77 0201
						349 A Grambling 81 84 0104

Non-Div I Games: Fort Valley St. 105 99 AUM 80 78

DIV. I ONLY

DIV. I NON-CONF.

8- 19

2- 11

286

310

280

160

328

232

302

301

RPI 1-50

OVERALL

HOME

AWAY

NEUTRAL

NON-CONFERENCE

0- 0

0- 0

0- 0

0- 0

0- 0

RPI 51-100

0- 2

0- 0

0- 2

0- 0

0- 2

RPI 101-200

1- 8

1- 3

0- 5

0- 0

1- 7

RPI 150+

8- 12

3- 6

4- 6

1- 0

2- 4

TOTALS

8- 19

3- 7

4- 12

1- 0

2- 11

RPI 1-50

RPI S Opponent Score

60

A Cincinnati

44

106

1115

73

A Georgia

67

79

1229

RPI 51-100

RPI S Opponent Score

RPI 101-200

RPI S Opponent Score

110

A Tennessee Tech

72

85

1127

118

H Oakland

74

92

1205

121

A New Mexico St.

71

81

1124

126

A Columbia

71

78

1214

142

A Duquesne

65

72

1219

186

H Lehigh

69

67

1217

193

H Bucknell

76

81

1118

199

A Air Force

52

64

1122

200

H Wagner

69

72

0104

RPI 201+

RPI s Opponent Score

230

H Fairleigh Dickinson

64

58

0116

230

A Fairleigh Dickinson

72

70

0213

239

H Mt. St. Mary's

52

76

0114

239

A Mt. St. Mary's

49

70

0128

244

A Saint Francis (PA)

78

90

0130

244

H Saint Francis (PA)

57

68

0211

257

A Youngstown St.

58

65

1202

268

A LIU Brooklyn

70

60

0107

272

A Penn

75

76

1113

279

H Sacred Heart

65

69

0102

294

A St. Francis Brooklyn

49

56

0109

322

A Bryant

65

54

0123

322

H Bryant

89

71

0206

328

N Mississippi Val.

67

64

1128

351

A Central Conn. St.

59

45

0121

351

H Central Conn. St.

60

65

0204

Team's RPI: 302

Non-Div I Games:

D
a
r
t
m
o
u
t
h

Average RPI Win:		Dartmouth		(OFFICIAL) Through Games Of Games Through February 17, 2016		SOS w/in Conf	
Average RPI Loss:		284	WON-LOST	WINNING	STRENGTH OF	OPP. STRENGTH	TEAM
		167	RECORD	PCT. RANK	SCHEDULE	OF SCHEDULE	RPI
							.4802 (4)
DIV. I ONLY		7- 14	261	267	241	304	
DIV. I NON-CONF.		5- 8	222	293	317	286	
RPI 1-50		RPI 51-100		RPI 101-200		RPI 150+	TOTALS
OVERALL	0- 2	0- 2		0- 6		7- 9	7- 14
HOME	0- 0	0- 1		0- 3		6- 3	6- 5
AWAY	0- 2	0- 1		0- 3		1- 6	1- 9
NEUTRAL	0- 0	0- 0		0- 0		0- 0	0- 0
NON-CONFERENCE	0- 1	0- 1		0- 4		5- 6	5- 8
RPI 1-50				RPI 51-100			
RPI	S	Opponent	Score	RPI	S	Opponent	Score
39	A	Princeton	70 83 0206	57	H	Yale	65 75 0212
42	A	Seton Hall	67 84 1113	74	A	Stanford	50 64 1212
RPI 101-200				RPI 201+			
RPI	S	Opponent	Score	RPI	s	Opponent	Score
126	H	Columbia	60 77 0129	217	H	Canisius	80 69 0112
162	A	CSU Bakersfield	62 69 1214	233	A	Harvard	70 77 0109
163	A	Fairfield	85 97 0104	233	H	Harvard	63 50 0123
170	A	New Hampshire	56 76 1219	268	H	LIU Brooklyn	79 56 1129
173	H	Vermont	63 68 1202	272	A	Penn	64 71 0205
192	H	Cornell	73 77 0130	309	A	Maine	79 69 1209
				310	A	Marist	63 73 1117
				311	H	Brown	87 70 0213
				322	H	Bryant	60 62 1231
				323	H	Hartford	74 65 1205
				324	H	Longwood	78 54 1222

D
a
r
t
m
o
u
t
h

Non-Div I Games: Pine Manor 121 56

DIV. I ONLY

DIV. I NON-CONF.

5- 20

3- 9

328

271

154

59

253

258

305

231

RPI 1-50

OVERALL

HOME

AWAY

NEUTRAL

NON-CONFERENCE

0- 1

0- 0

0- 1

0- 0

0- 1

RPI 51-100

0- 4

0- 2

0- 2

0- 0

0- 3

RPI 101-200

1- 9

0- 4

1- 5

0- 0

1- 4

RPI 150+

4- 10

3- 6

1- 4

0- 0

2- 3

TOTALS

5- 20

3- 10

2- 10

0- 0

3- 9

RPI 1-50

RPI

S

Opponent

Score

22

A

Southern California

51

70

1221

RPI 51-100

RPI

S

Opponent

Score

59

A

Butler

73

89

1128

78

A

IPFW

67

87

1121

95

H

Grand Canyon

75

86

1228

99

H

Belmont

77

85

0106

RPI 101-200

RPI

S

Opponent

Score

110

A

Tennessee Tech

63

86

0102

113

A

Northwestern

56

81

1205

128

A

Southern Ill.

76

74

1209

134

H

Green Bay

69

87

1130

139

A

Tennessee St.

60

63

0109

149

H

Morehead St.

67

70

0114

153

A

Milwaukee

51

64

1203

182

A

Murray St.

54

70

0123

182

H

Murray St.

64

70

0211

198

H

Saint Louis

60

70

1118

RPI 201+

RPI

s

Opponent

Score

216

H

Eastern Ky.

67

65

0116

228

H

UT Martin

62

79

0206

236

A

Austin Peay

86

90

0121

251

H

Arkansas St.

79

70

1113

281

H

Eastern Ill.

46

60

0130

281

A

Eastern Ill.

72

64

0213

291

H

Portland St.

74

64

1212

313

A

Jacksonville St.

67

72

1231

318

H

Campbell

74

77

1124

331

H

Southeast Mo. St.

51

58

0128

Team's RPI: 305

Non-Div I Games:

DIV. I ONLY

DIV. I NON-CONF.

5- 21

4- 7

332

227

148

280

166

268

306

289

OVERALL

HOME

AWAY

NEUTRAL

NON-CONFERENCE

RPI 1-50

0- 3

0- 1

0- 1

0- 1

0- 1

RPI 51-100

0- 2

0- 1

0- 1

0- 0

0- 0

RPI 101-200

1- 11

0- 5

0- 5

1- 1

1- 3

RPI 150+

4- 9

3- 4

0- 4

1- 1

3- 5

TOTALS

5- 21

3- 9

0- 10

2- 2

4- 7

RPI

S

Opponent

Score

15

N

Iowa

64 70 1219

50

A

Wichita St.

47 67 1231

50

H

Wichita St.

48 74 0209

RPI

S

Opponent

Score

91

A

Evansville

65 84 0112

91

H

Evansville

74 80 0217

RPI

S

Opponent

Score

106

N

Pepperdine

69 53 1125

107

H

Illinois St.

62 67 0103

107

A

Illinois St.

64 76 0126

112

A

Nevada

71 79 1212

115

A

UNI

44 77 0109

115

H

UNI

66 82 0206

128

H

Southern Ill.

76 81 0117

128

A

Southern Ill.

60 75 0213

152

N

Weber St.

58 74 1124

168

H

Indiana St.

69 79 0106

168

A

Indiana St.

56 63 0202

172

H

DePaul

71 74 1209

RPI

s

Opponent

Score

204

N

Western Ky.

81 79 1123

219

A

Loyola Chicago

63 68 0123

223

H

Missouri St.

70 79 0120

237

A

Tulane

74 79 1116

243

A

Bowling Green

63 75 1205

284

H

UMKC

73 79 1121

296

H

Bradley

80 70 0130

329

H

Abilene Christian

87 70 1222

347

H

Ill.-Chicago

83 62 1128

Team's RPI: 306

Non-Div I Games: Simpson 97 52

Bethune-Cookman

Average RPI Win:		Maine		(OFFICIAL) Through Games Of Games Through February 17, 2016		SOS w/in Conf	
Average RPI Loss:		278		WON-LOST RECORD		WINNING PCT. RANK	
		200				.46368 (4)	
DIV. I ONLY		8- 18		277		288	
DIV. I NON-CONF.		4- 9		245		321	
						309	
						322	
						337	
						324	
RPI 1-50		RPI 51-100		RPI 101-200		RPI 150+	
OVERALL		0- 1		1- 2		7- 14	
HOME		0- 0		1- 0		4- 5	
AWAY		0- 1		0- 2		3- 8	
NEUTRAL		0- 0		0- 0		0- 1	
NON-CONFERENCE		0- 1		0- 0		4- 7	
RPI 1-50		RPI 51-100		RPI 101-200		RPI 201+	
RPI S Opponent Score		RPI S Opponent Score		RPI S Opponent Score		Team's RPI: 309	
44 A UConn 56 100 1113		53 A Stony Brook 54 81 0125		116 A Marquette 67 104 1205		206 A Boston College 60 91 1213	
		88 H Albany (NY) 81 79 0115		170 H New Hampshire 91 99 0118		229 H Army West Point 71 84 1202	
		88 A Albany (NY) 64 108 0214		170 A New Hampshire 75 88 0208		249 A UMass Lowell 95 81 0113	
				173 H Vermont 72 90 0106		249 H UMass Lowell 95 108 0211	
				173 A Vermont 68 85 0203		268 A LIU Brooklyn 79 84 1119	
				187 A Fordham 53 70 1219		286 H Quinnipiac 98 95 1229	
				200 A Wagner 73 87 1121		292 A Holy Cross 75 76 1221	
						293 H Binghamton 74 63 0130	
						304 H Dartmouth 69 79 1209	
						311 H Brown 98 92 0102	
						323 A Hartford 105 100 0127	
						324 H Longwood 92 82 1125	
						335 A UMBC 76 89 0109	
						335 N UMBC 79 83 0206	
						351 A Central Conn. St. 81 74 1129	

Non-Div I Games:

Savannah St.

Jacksonville St.

Average RPI Win:279

Average RPI Loss:172

WON-LOSTRECORD

WINNINGPCT. RANK

(OFFICIAL)

Through Games Of Games Through February 17, 2016

STRENGTH OFSCHEDULE

OPP. STRENGTHOF SCHEDULE

TEAMRPI

SOS w/in Conf.48445 (1)

DIV. I ONLY

DIV. I NON-CONF.

6- 20

2- 11

312

310

224

267

297

329

313

342

RPI 1-50

RPI 51-100

RPI 101-200

RPI 150+

TOTALS

OVERALL

HOME

AWAY

NEUTRAL

NON-CONFERENCE

0- 2

0- 0

0- 1

0- 1

0- 2

0- 3

0- 1

0- 2

1- 7

0- 2

1- 5

0- 0

0- 3

5- 10

3- 5

1- 5

1- 0

2- 6

6- 20

3- 8

2- 11

1- 1

2- 11

RPI 1-50

RPI 51-100

RPI 101-200

RPI 201+

Team's RPI: 313

RPI

S

Opponent

Score

RPI

S

Opponent

Score

RPI

S

Opponent

Score

RPI

s

Opponent

Score

32

A

Alabama

59 67 1229

96

A

UAB

55 61 1122

110

H

Tennessee Tech

58 68 0206

216

A

Eastern Ky.

88 91 0121

33

N

Chattanooga

52 62 1128

99

H

Belmont

63 72 0128

110

A

Tennessee Tech

70 72 0213

228

H

UT Martin

82 60 0116

99

A

Belmont

73 81 0210

120

A

Virginia Tech

62 71 1118

232

A

Loyola Marymount

60 77 1218

139

H

Tennessee St.

53 78 0130

236

A

Austin Peay

54 73 0107

148

A

Winthrop

69 80 1120

256

H

Samford

71 77 1201

149

A

Morehead St.

78 74 0124

266

H

Jacksonville

82 86 1205

156

A

Central Mich.

83 89 1113

281

H

Eastern Ill.

64 75 0102

182

A

Murray St.

54 69 0109

300

H

Alabama St.

60 63 1213

305

H

SIUE

72 67 1231

314

H

Northern Colo.

79 76 1221

331

A

Southeast Mo. St.

74 60 0113

332

H

Alabama A&M

69 73 1124

344

N

Chicago St.

68 65 1127

Team's RPI: 313

Non-Div I Games:	Fort Valley St.	81	68	Oakwood	96	60
------------------	-----------------	----	----	---------	----	----

N
i
a
g
a
r
a

Average RPI Win:		Niagara		(OFFICIAL)		Through Games Of Games Through February 17, 2016		SOS w/in Conf									
Average RPI Loss:		282		WON-LOST RECORD		WINNING PCT. RANK		STRENGTH OF SCHEDULE		OPP. STRENGTH OF SCHEDULE		TEAM RPI		.47036 (5)			
DIV. I ONLY		6- 21		318		215		256		315							
DIV. I NON-CONF.		2- 9		301		233		304		321							
OVERALL		0- 2		0- 4		0- 5		6- 15		6- 21							
HOME		0- 1		0- 1		0- 1		4- 5		4- 7							
AWAY		0- 1		0- 3		0- 3		1- 9		1- 13							
NEUTRAL		0- 0		0- 0		0- 1		1- 1		1- 1							
NON-CONFERENCE		0- 1		0- 2		0- 2		2- 6		2- 9							
RPI 1-50		RPI 51-100		RPI 101-200		RPI 150+		TOTALS									
RPI S Opponent Score		RPI S Opponent Score		RPI S Opponent Score		RPI s Opponent Score		Team's RPI: 315									
23 A Saint Joseph's 62 73 1115		51 A St. Bonaventure 68 82 1230		151 A Iona 52 65 0104		211 A St. John's (NY) 44 48 1209											
36 H Monmouth 42 56 1206		88 A Albany (NY) 56 65 1223		151 H Iona 61 75 0207		217 H Canisius 61 70 0122											
		92 A Siena 63 75 0102		163 A Fairfield 68 73 0115		220 H Manhattan 55 53 0109											
		92 H Siena 70 82 0126		173 N Vermont 67 85 1121		220 A Manhattan 64 69 0117											
				179 A Old Dominion 50 67 1113		226 H Saint Peter's 63 61 0107											
						226 A Saint Peter's 59 72 0212											
						247 H Rider 60 66 0205											
						247 A Rider 59 77 0214											
						257 H Youngstown St. 70 88 1128											
						268 H LIU Brooklyn 79 80 1212											
						286 H Quinnipiac 76 72 1204											
						286 A Quinnipiac 68 82 0130											
						310 A Marist 69 66 0128											
						311 H Brown 75 66 1118											
						323 A Hartford 73 77 1124											
						338 N N.C. A&T 73 72 1122											

DIV. I ONLY

DIV. I NON-CONF.

9- 15

4- 9

249

245

344

237

270

182

317

276

RPI 1-50

OVERALL

HOME

AWAY

NEUTRAL

NON-CONFERENCE

0- 1

0- 0

0- 1

0- 0

0- 1

RPI 51-100

1- 1

1- 0

0- 1

0- 0

1- 1

RPI 101-200

0- 6

0- 3

0- 3

0- 0

0- 5

RPI 150+

8- 12

4- 5

2- 7

2- 0

3- 6

TOTALS

9- 15

5- 5

2- 10

2- 0

4- 9

RPI 1-50

RPI S Opponent Score

19 A Purdue 55 93 1209

RPI 51-100

RPI S Opponent Score

58 H William & Mary 79 77 1128

85 A Hawaii 59 94 0102

RPI 101-200

RPI S Opponent Score

126 A Columbia 59 72 1228

156 A Central Mich. 52 72 1222

161 H Radford 91 92 1212

169 A Massachusetts 79 85 1114

189 H Hampton 65 68 0208

192 H Cornell 81 84 0106

RPI 201+

RPI s Opponent Score

202 H Norfolk St. 92 99 0206

213 N Texas Southern 87 81 1123

233 H Harvard 61 69 0116

262 A Rutgers 70 82 1115

295 A UMES 67 85 0201

295 H UMES 77 74 0216

308 H Bethune-Cookman 70 68 0126

319 A N.C. Central 71 69 1207

320 N Central Ark. 73 54 1125

326 H Coppin St. 72 63 0109

326 A Coppin St. 66 90 0213

335 H UMBC 103 93 1219

338 A N.C. A&T 63 66 1205

339 A Morgan St. 63 83 0130

346 A Delaware St. 71 67 0111

Team's RPI: 317

Non-Div I Games: Medgar Evers 106 64 Central Penn 98 79

DIV. I ONLY

DIV. I NON-CONF.

6- 16

1- 9

298

321

301

121

311

135

320

294

RPI 1-50

OVERALL

HOME

AWAY

NEUTRAL

NON-CONFERENCE

0- 3

0- 0

0- 3

0- 0

0- 3

RPI 51-100

0- 2

0- 1

0- 1

0- 0

0- 2

RPI 101-200

0- 3

0- 0

0- 3

0- 0

0- 1

RPI 150+

6- 9

4- 2

1- 6

1- 1

1- 4

TOTALS

6- 16

4- 3

1- 12

1- 1

1- 9

RPI 1-50

RPI

S

Opponent

Score

4

A

Oklahoma

68

111

1203

45

A

Pittsburgh

47

100

1206

47

A

Tulsa

81

98

1114

RPI 51-100

RPI

S

Opponent

Score

52

A

Little Rock

73

79

1201

52

H

Little Rock

54

77

1216

RPI 101-200

RPI

S

Opponent

Score

103

A

Stephen F. Austin

64

85

0112

124

A

A&M-Corpus Christi

82

94

0105

169

A

Massachusetts

62

89

1119

RPI 201+

RPI

s

Opponent

Score

205

A

Incarnate Word

69

71

0212

227

H

Houston Baptist

61

72

0119

251

A

Arkansas St.

67

77

1222

262

A

Rutgers

84

87

1121

317

N

Howard

54

73

1125

321

A

Nicholls St.

94

83

0123

325

A

New Orleans

83

94

0125

325

H

New Orleans

112

77

0206

329

H

Abilene Christian

61

62

0102

336

H

Southeastern La.

88

72

0209

337

A

Northwestern St.

75

91

0202

337

H

Northwestern St.

107

94

0215

343

H

Lamar

93

76

0109

345

N

UTSA

98

84

1123

Team's RPI: 320

Non-Div I Games:

DIV. I ONLY

DIV. I NON-CONF.

6- 20

2- 10

312

308

273

136

325

170

322

281

RPI 1-50

OVERALL

HOME

AWAY

NEUTRAL

NON-CONFERENCE

0- 2

0- 0

0- 2

0- 0

0- 2

RPI 51-100

0- 4

0- 1

0- 3

0- 0

0- 4

RPI 101-200

0- 3

0- 1

0- 2

0- 0

0- 1

RPI 150+

6- 14

3- 7

3- 7

0- 0

2- 4

TOTALS

6- 20

3- 8

3- 12

0- 0

2- 10

RPI 1-50

RPI

S

Opponent

Score

13

A

Duke

75

113

1114

37

A

Providence

67

74

1212

RPI 51-100

RPI

S

Opponent

Score

54

A

Michigan

60

96

1223

57

A

Yale

40

79

1202

86

A

Georgetown

47

77

1128

92

H

Siena

59

78

1121

RPI 101-200

RPI

S

Opponent

Score

170

A

New Hampshire

67

75

1130

200

A

Wagner

56

65

0107

200

H

Wagner

55

79

0213

RPI 201+

RPI

s

Opponent

Score

229

H

Army West Point

55

77

1208

230

A

Fairleigh Dickinson

85

80

0104

230

H

Fairleigh Dickinson

77

91

0211

233

A

Harvard

45

80

1125

239

A

Mt. St. Mary's

82

79

0109

244

H

Saint Francis (PA)

65

71

0121

244

A

Saint Francis (PA)

57

63

0204

268

H

LIU Brooklyn

61

79

0116

279

A

Sacred Heart

71

72

0130

294

H

St. Francis Brooklyn

61

59

0114

302

H

Robert Morris

54

65

0123

302

A

Robert Morris

71

89

0206

304

A

Dartmouth

62

60

1231

311

H

Brown

68

76

1205

348

H

Prairie View

71

58

1120

351

H

Central Conn. St.

88

72

0102

351

A

Central Conn. St.

67

78

0128

Team's RPI: 322

Non-Div I Games: Emerson 82 69

DIV. I ONLY

DIV. I NON-CONF.

7- 20

4- 10

304

260

292

302

305

326

323

318

RPI 1-50

OVERALL

HOME

AWAY

NEUTRAL

NON-CONFERENCE

0- 2

0- 0

0- 2

0- 0

0- 2

RPI 51-100

0- 4

0- 3

0- 1

0- 0

0- 1

RPI 101-200

0- 5

0- 2

0- 3

0- 0

0- 2

RPI 150+

7- 14

3- 8

4- 6

0- 0

4- 7

TOTALS

7- 20

3- 11

4- 9

0- 0

4- 10

RPI 1-50

RPI S Opponent Score

29 A Louisville 52 87 1117

37 A Providence 66 89 1202

RPI 51-100

RPI S Opponent Score

53 H Stony Brook 43 77 0118

53 A Stony Brook 72 85 0208

57 H Yale 53 88 0102

88 H Albany (NY) 60 86 0130

RPI 101-200

RPI S Opponent Score

170 A New Hampshire 71 84 0124

173 H Vermont 68 83 0116

173 A Vermont 81 92 0214

174 H North Florida 60 81 1127

198 A Saint Louis 68 85 1115

RPI 201+

s Opponent Score

226 A Saint Peter's 67 66 1119

247 A Rider 80 82 1230

249 A UMass Lowell 76 80 0106

249 H UMass Lowell 83 85 0203

279 H Sacred Heart 80 71 1214

286 H Quinnipiac 66 68 1209

292 H Holy Cross 68 90 1212

293 A Binghamton 76 72 0113

293 H Binghamton 54 68 0211

294 H St. Francis Brooklyn 67 74 1129

304 A Dartmouth 65 74 1205

309 H Maine 100 105 0127

315 H Niagara 77 73 1124

335 A UMBC 98 87 0121

335 H UMBC 88 65 0217

351 A Central Conn. St. 92 83 1113

Team's RPI: 323

Non-Div I Games: Widener 69 46

DIV. I ONLY

DIV. I NON-CONF.

4- 19

0- 11

336

340

246

21

288

32

326

285

RPI 1-50

OVERALL

HOME

AWAY

NEUTRAL

NON-CONFERENCE

0- 4

0- 0

0- 4

0- 0

0- 4

RPI 51-100

0- 2

0- 0

0- 2

0- 0

0- 2

RPI 101-200

0- 4

0- 3

0- 1

0- 0

0- 3

RPI 150+

4- 12

2- 5

2- 7

0- 0

0- 4

TOTALS

4- 19

2- 6

2- 13

0- 0

0- 11

RPI 1-50

RPI

S

Opponent

Score

15

A

Iowa

68

103

1115

17

A

Iowa St.

84

104

1230

28

A

California

51

84

1219

40

A

Akron

71

77

1202

RPI 51-100

RPI

S

Opponent

Score

71

A

Kansas St.

58

83

1209

83

A

Creighton

77

102

1228

RPI 101-200

RPI

S

Opponent

Score

146

H

Eastern Mich.

62

73

1221

166

H

Towson

77

81

1128

187

A

Fordham

55

92

1213

189

H

Hampton

71

74

1205

RPI 201+

RPI

s

Opponent

Score

202

H

Norfolk St.

56

88

1207

216

A

Eastern Ky.

80

107

1113

225

A

San Francisco

93

96

1218

234

A

South Carolina St.

83

88

0206

295

H

UMES

81

83

0130

308

A

Bethune-Cookman

62

54

0116

312

A

Savannah St.

63

72

0208

317

A

Howard

63

72

0109

317

H

Howard

90

66

0213

338

H

N.C. A&T

73

68

0127

339

A

Morgan St.

43

83

0201

346

H

Delaware St.

67

71

0215

350

A

Florida A&M

70

66

0118

Team's RPI: 326

Non-Div I Games:	Chestnut Hill	92	75	Goldey-Beacom	80	73
------------------	---------------	----	----	---------------	----	----

L
a
f
a
y
e
t
t
e

Loss, Non-Conf, S Site, H Home, A Away, N Neutral

Average RPI Win: 333

Average RPI Loss: 194

Mississippi Val.

WON-LOST
RECORD

WINNING
PCT. RANK

(OFFICIAL) Through Games Of Games Through February 17, 2016

STRENGTH OF
SCHEDULE

OPP. STRENGTH
OF SCHEDULE

TEAM
RPI

SOS w/in Conf
.36742 (1)

DIV. I ONLY	5- 22	335	243	345	328
DIV. I NON-CONF.	0- 14	340	80	302	331

OVERALL

HOME

AWAY

NEUTRAL

NON-CONFERENCE

RPI 1-50

0- 0

0- 0

0- 0

0- 0

0- 0

RPI 51-100

0- 4

0- 0

0- 4

0- 0

0- 4

RPI 101-200

0- 8

0- 1

0- 7

0- 0

0- 6

RPI 150+

5- 13

3- 4

2- 8

0- 1

0- 5

TOTALS

5- 22

3- 4

2- 17

0- 1

0- 14

RPI 1-50

RPI 51-100

RPI 101-200

RPI 201+

Team's RPI: 328

RPI	S	Opponent	Score	RPI	S	Opponent	Score	RPI	S	Opponent	Score	RPI	s	Opponent	Score
				67	A	BYU	68 75 1125	110	A	Tennessee Tech	64 101 1129	213	A	Texas Southern	60 75 0123
				85	A	Hawaii	48 77 1229	113	A	Northwestern	48 78 1215	218	H	Jackson St.	62 77 0130
				91	A	Evansville	60 95 1212	121	A	New Mexico St.	46 85 1121	252	H	Alcorn	87 93 0116
				95	A	Grand Canyon	60 94 1123	142	A	Duquesne	77 91 1201	252	A	Alcorn	71 72 0213
								150	A	Nebraska	51 97 1114	282	A	Seattle	72 84 1206
								185	H	Southern U.	54 67 0118	297	A	North Texas	74 87 1217
								185	A	Southern U.	64 97 0215	300	A	Alabama St.	74 75 0109
								199	A	Air Force	64 65 1119	300	H	Alabama St.	62 73 0206
												302	N	Robert Morris	64 67 1128
												303	H	Ark.-Pine Bluff	66 60 0104
												319	A	N.C. Central	79 86 1203
												332	A	Alabama A&M	79 73 0111
												332	H	Alabama A&M	66 64 0208
												348	A	Prairie View	76 73 0125
												349	H	Grambling	72 59 0201

Non-Div I Games:

DIV. I ONLY				7- 14	261	343	338	329
DIV. I NON-CONF.				1- 8	319	315	308	349
				RPI 1-50	RPI 51-100	RPI 101-200	RPI 150+	TOTALS
OVERALL				0- 0	0- 0	0- 8	7- 11	7- 14
HOME				0- 0	0- 0	0- 2	4- 3	4- 3
AWAY				0- 0	0- 0	0- 5	2- 8	2- 10
NEUTRAL				0- 0	0- 0	0- 1	1- 0	1- 1
NON-CONFERENCE				0- 0	0- 0	0- 5	1- 6	1- 8
RPI 1-50				RPI 51-100				Team's RPI: 329
RPI	S	Opponent	Score	RPI	S	Opponent	Score	Score
				RPI 101-200				RPI 201+
				RPI	S	Opponent	Score	Score
				103	A	Stephen F. Austin	62 97 0116	205 A Incarnate Word 60 74 0123
				118	N	Oakland	57 85 1128	227 H Houston Baptist 79 72 0202
				150	A	Nebraska	63 73 1205	248 A Portland 57 87 1122
				164	A	TCU	69 80 1220	283 H UC Riverside 56 60 1218
				170	H	New Hampshire	75 86 1203	306 A Drake 70 87 1222
				176	A	Sam Houston St.	51 72 0125	320 A Central Ark. 62 61 0102
				176	H	Sam Houston St.	71 84 0215	321 A Nicholls St. 62 63 0109
				184	A	Colorado St.	100 108 1124	336 A Southeastern La. 60 81 0206
								337 H Northwestern St. 87 72 0112
								341 H McNeese St. 75 67 0119
								343 H Lamar 80 71 0130
								343 A Lamar 71 67 0208
								350 N Florida A&M 72 62 1127

Non-Div I Games:	Hillsdale Baptist	90	48	Howard Payne	70	56	Southwest (NM)	94	63	Schreiner	69	46
------------------	-------------------	----	----	--------------	----	----	----------------	----	----	-----------	----	----

DIV. I ONLY

DIV. I NON-CONF.

6- 18

3- 10

305

283

309

202

302

335

330

305

RPI 1-50

OVERALL0- 1

HOME0- 0

AWAY0- 1

NEUTRAL0- 0

NON-CONFERENCE0- 1

RPI 51-100

0- 2

0- 0

0- 2

0- 0

0- 2

RPI 101-200

2- 4

0- 3

2- 1

0- 0

1- 3

RPI 150+

6- 14

3- 8

3- 6

0- 0

3- 6

TOTALS

6- 18

3- 9

3- 9

0- 0

3- 10

RPI 1-50

RPI S Opponent Score

25 A Texas A&M 64 104 1113

RPI 51-100

RPI S Opponent Score

94 A Clemson 56 76 1202

96 A UAB 54 96 1216

RPI 101-200

RPI S Opponent Score

148 H Winthrop 78 79 1124

174 H North Florida 62 78 0121

183 A NJIT 80 78 0109

184 A Colorado St. 61 89 1221

190 H Navy 55 67 1119

190 A Navy 66 57 1214

RPI 201+

RPI s Opponent Score

201 A East Carolina 71 82 1204

224 A FGCU 56 85 0116

224 H FGCU 64 71 0211

242 H Ga. Southern 80 84 1127

259 A Lipscomb 92 91 0130

259 H Lipscomb 65 78 0206

266 H Jacksonville 68 77 0123

271 H Kennesaw St. 75 78 0127

271 A Kennesaw St. 62 75 0201

284 H UMKC 70 68 0102

298 H The Citadel 81 88 1128

301 A Stetson 86 89 0114

301 H Stetson 85 83 0213

338 H N.C. A&T 78 68 0105

340 A Presbyterian 73 74 1116

Team's RPI: 330

Non-Div I Games:	Lees-McRae	88	60	Toccoa Falls	101	54	North Greenville	70	58	Bob Jones	79	83
------------------	------------	----	----	--------------	-----	----	------------------	----	----	-----------	----	----

DIV. I ONLY

DIV. I NON-CONF.

3- 21

1- 10

344

326

210

209

279

301

331

326

OVERALL

HOME

AWAY

NEUTRAL

NON-CONFERENCE

RPI 1-50

0- 1

0- 0

0- 1

0- 0

0- 1

RPI 51-100

0- 3

0- 2

0- 1

0- 0

0- 2

RPI 101-200

0- 7

0- 2

0- 5

0- 0

0- 2

RPI 150+

3- 12

1- 5

2- 7

0- 0

1- 5

TOTALS

3- 21

1- 8

2- 13

0- 0

1- 10

RPI

S

Opponent

Score

11

A

Dayton

53 84 1113

RPI

S

Opponent

Score

87

H

Ole Miss

64 75 1212

91

A

Evansville

65 80 1115

99

H

Belmont

82 92 1231

RPI

S

Opponent

Score

110

A

Tennessee Tech

55 91 0116

128

A

Southern Ill.

50 74 1202

136

A

Memphis

65 80 1205

139

H

Tennessee St.

66 72 0102

149

A

Morehead St.

69 96 0107

182

H

Murray St.

72 78 0204

182

A

Murray St.

56 83 0213

RPI

s

Opponent

Score

216

A

Eastern Ky.

69 88 0109

223

A

Missouri St.

78 74 1222

228

H

UT Martin

68 60 0124

228

A

UT Martin

64 77 0211

232

H

Loyola Marymount

60 73 1128

236

H

Austin Peay

80 86 0130

243

H

Bowling Green

52 79 1208

275

A

Northern Ky.

69 79 1219

281

A

Eastern Ill.

69 78 0206

305

A

SIUE

58 51 0128

313

H

Jacksonville St.

60 74 0113

332

A

Alabama A&M

56 74 1119

342

A

UTRGV

74 83 1124

Team's RPI: 331

Non-Div I Games: Hannibal-La Grange 84 61 Harris-Stowe 94 84

Average RPI Win:

305

WON-LOST
RECORDWINNING
PCT. RANKSTRENGTH OF
SCHEDULEOPP. STRENGTH
OF SCHEDULETEAM
RPI

SOS w/in Conf

Average RPI Loss:

231

.29727

(10)

DIV. I ONLY

DIV. I NON-CONF.

7- 13

3- 5

258

225

351

317

332

240

332

228

OVERALL

HOME

AWAY

NEUTRAL

NON-CONFERENCE

RPI 1-50

0- 0

0- 0

0- 0

0- 0

0- 0

RPI 51-100

0- 1

0- 0

0- 1

0- 0

0- 1

RPI 101-200

0- 4

0- 0

0- 4

0- 0

0- 3

RPI 150+

7- 12

3- 3

4- 9

0- 0

3- 4

TOTALS

7- 13

3- 3

4- 10

0- 0

3- 5

RPI 1-50

RPI S Opponent Score

91

A

Evansville

70

91

1222

RPI 51-100

RPI S Opponent Score

157

A

Ball St.

62

63

1229

182

A

Murray St.

61

63

1128

185

A

Southern U.

52

73

0125

198

A

Saint Louis

58

75

1212

RPI 101-200

RPI S Opponent Score

204

A

Western Ky.

70

79

1216

213

H

Texas Southern

66

71

0201

218

A

Jackson St.

66

67

0104

237

A

Tulane

68

67

1113

252

A

Alcorn

58

63

0123

300

A

Alabama St.

80

75

0116

300

H

Alabama St.

68

74

0213

303

H

Ark.-Pine Bluff

85

70

0109

303

A

Ark.-Pine Bluff

71

66

0206

313

A

Jacksonville St.

73

69

1124

328

H

Mississippi Val.

73

79

0111

328

A

Mississippi Val.

64

66

0208

331

H

Southeast Mo. St.

74

56

1119

348

H

Prairie View

83

69

0130

349

A

Grambling

78

81

0102

Alabama & M

Non-Div I Games: Oakwood 97 89

DIV. I ONLY

DIV. I NON-CONF.

4- 17

2- 6

334

271

282

220

202

201

333

261

RPI 1-50

OVERALL0- 0

HOME0- 0

AWAY0- 0

NEUTRAL0- 0

NON-CONFERENCE0- 0

RPI 51-100

0- 2

0- 0

0- 2

0- 0

0- 2

RPI 101-200

0- 10

0- 4

0- 6

0- 0

0- 3

RPI 150+

4- 10

3- 4

1- 6

0- 0

2- 2

TOTALS

4- 17

3- 5

1- 12

0- 0

2- 6

RPI 1-50

RPI S Opponent Score

59

A

Butler

66

93

1207

75

A

Ohio St.

62

89

1205

RPI 51-100

RPI S Opponent Score

59

A

Butler

66

93

1207

75

A

Ohio St.

62

89

1205

RPI 101-200

RPI S Opponent Score

101

A

Penn St.

50

62

1114

119

A

ETSU

51

88

0111

119

H

ETSU

60

71

0204

120

A

Virginia Tech

52

76

1121

138

A

Mercer

58

73

0128

154

A

Furman

57

85

0102

154

H

Furman

56

68

0125

190

H

Navy

62

68

1212

194

H

Wofford

61

65

0105

194

A

Wofford

60

92

0208

RPI 201+

RPI s Opponent Score

215

A

Gardner-Webb

76

75

1221

222

A

Western Caro.

52

73

0109

222

H

Western Caro.

60

69

0206

256

H

Samford

83

76

0121

287

A

UNCG

68

85

0117

287

H

UNCG

86

72

0211

298

A

The Citadel

75

78

0130

318

A

Campbell

65

66

1130

340

H

Presbyterian

76

61

1124

Team's RPI: 333

Non-Div I Games:	Central Penn	107 72	Tusculum	88 76	Bridgewater (VA)	72 37
------------------	--------------	--------	----------	-------	------------------	-------

DIV. I ONLY

DIV. I NON-CONF.

3- 19

1- 8

340

319

222

241

337

203

334

317

RPI 1-50

OVERALL0- 1

HOME0- 0

AWAY0- 1

NEUTRAL0- 0

NON-CONFERENCE0- 1

RPI 51-100

0- 2

0- 0

0- 2

0- 0

0- 2

RPI 101-200

0- 5

0- 1

0- 4

0- 0

0- 2

RPI 150+

3- 15

1- 8

2- 7

0- 0

1- 4

TOTALS

3- 19

1- 8

2- 11

0- 0

1- 8

RPI 1-50

RPI S Opponent Score

16 A Utah71821113

RPI 51-100

RPI S Opponent Score

59 A Butler52881222

70 A St. Mary's (CA)36921216

RPI 101-200

RPI S Opponent Score

145 A UNLV64841118

152 A Weber St.50770130

155 H Montana66830102

155 A Montana53860211

171 A IUPUI68821219

RPI 201+

Team's RPI: 334

RPI s Opponent Score

214 A Eastern Wash.801060114

214 H Eastern Wash.67810206

216 A Eastern Ky.85981128

221 A Idaho85830116

221 H Idaho44680204

234 H North Dakota72880123

253 A Utah Valley68541205

270 H Montana St.93821231

270 A Montana St.73800213

274 A Idaho St.68870128

289 H Cal St. Fullerton66801124

314 H Northern Colo.80900121

316 H Northern Ariz.63730109

345 H UTSA79821121

Non-Div I Games: La Verne 105 85

DIV. I ONLY

DIV. I NON-CONF.

6- 22

4- 11

325

270

307

334

286

297

335

332

RPI 1-50

OVERALL

HOME

AWAY

NEUTRAL

NON-CONFERENCE

0- 0

0- 0

0- 0

0- 0

0- 0

RPI 51-100

0- 4

0- 2

0- 2

0- 0

0- 0

RPI 101-200

0- 8

0- 2

0- 5

0- 1

0- 6

RPI 150+

6- 16

3- 6

2- 9

1- 1

4- 9

TOTALS

6- 22

3- 8

2- 13

1- 1

4- 11

RPI 1-50

RPI 51-100

RPI 101-200

RPI 201+

Score

Score

Score

Score

Team's RPI: 335

RPI

S

Opponent

53

A

Stony Brook

53

H

Stony Brook

88

A

Albany (NY)

88

H

Albany (NY)

74

86

0113

52

75

0211

59

73

0106

73

79

0203

RPI

S

Opponent

117

A

Wake Forest

142

A

Duquesne

166

A

Towson

170

H

New Hampshire

173

A

Vermont

183

A

NJIT

190

H

Navy

197

N

Cal Poly

73

78

1113

70

89

1208

65

91

1223

81

84

0130

72

79

0124

83

86

0102

54

75

1125

65

78

1122

RPI

s

Opponent

208

H

Colgate

211

A

St. John's (NY)

239

H

Mt. St. Mary's

243

A

Bowling Green

246

H

Loyola Maryland

249

H

UMass Lowell

249

A

UMass Lowell

293

A

Binghamton

295

H

UMES

309

H

Maine

309

N

Maine

314

A

Northern Colo.

317

A

Howard

323

H

Hartford

323

A

Hartford

324

A

Longwood

63

71

1128

53

75

1116

75

63

1212

64

72

1202

57

76

1118

89

95

0116

92

96

0214

57

66

0127

89

75

1231

89

76

0109

83

79

0206

81

72

1121

93

103

1219

87

98

0121

65

88

0217

70

59

1205

Non-Div I Games:

N
•
C
•
A
&
T

87 94

M
o
r
g
a
n
S
t
.
.

Average RPI Win:		Morgan St.		(OFFICIAL) Through Games Of Games Through February 17, 2016		SOS w/in Conf	
Average RPI Loss:		WON-LOST RECORD		STRENGTH OF SCHEDULE		OPP. STRENGTH OF SCHEDULE	
		WINNING PCT. RANK		TEAM RPI			
						.35625 (1)	
DIV. I ONLY		4- 19		275		350	
DIV. I NON-CONF.		1- 11		105		347	
		336				339	
		334				311	
RPI 1-50		RPI 51-100		RPI 101-200		RPI 150+	
OVERALL		0- 1		0- 7		4- 17	
HOME		0- 0		0- 1		3- 4	
AWAY		0- 1		0- 6		1- 13	
NEUTRAL		0- 0		0- 0		0- 0	
NON-CONFERENCE		0- 1		0- 5		1- 9	
RPI 1-50		RPI 51-100		RPI 101-200		RPI 201+	
RPI S Opponent Score		RPI S Opponent Score		RPI S Opponent Score		Team's RPI: 339	
6 A Virginia 48 86 1113		60 A Cincinnati 66 87 1206		162 A CSU Bakersfield 68 80 1231		202 A Norfolk St. 73 79 0213	
				166 A Towson 61 69 1116		220 H Manhattan 66 78 1220	
				179 A Old Dominion 48 79 1118		234 A South Carolina St. 78 82 0208	
				189 H Hampton 80 83 0106		247 H Rider 49 71 1223	
				189 A Hampton 79 87 0215		276 A CSUN 74 88 0102	
				195 A High Point 72 82 1128		283 H UC Riverside 72 81 1228	
				200 A Wagner 61 62 1202		295 A UMES 65 69 0111	
						308 A Bethune-Cookman 50 62 0118	
						312 A Savannah St. 49 57 0206	
						317 H Howard 83 63 0130	
						318 A Campbell 59 54 1121	
						326 H Coppin St. 83 43 0201	
						346 H Delaware St. 63 58 0109	
						350 A Florida A&M 65 72 0116	

M
o
r
g
a
n
S
t
.
.

Non-Div I Games: Goldey-Beacom 66 62

DIV. I ONLY		5- 17	315	316	308	340
DIV. I NON-CONF.		2- 6	271	300	276	336
RPI 1-50		RPI 51-100		RPI 101-200		RPI 150+
OVERALL	0- 0	0- 1		1- 9		5- 13
HOME	0- 0	0- 0		1- 2		4- 6
AWAY	0- 0	0- 1		0- 7		1- 7
NEUTRAL	0- 0	0- 0		0- 0		0- 0
NON-CONFERENCE	0- 0	0- 1		0- 4		2- 3
RPI 1-50		RPI 51-100		RPI 101-200		RPI 201+ Team's RPI: 340
RPI S Opponent Score	RPI S Opponent Score		RPI S Opponent Score		RPI s Opponent Score	
	94 A Clemson 41 69 1215		116 A Marquette 66 84 1227		215 H Gardner-Webb 76 87 1202	
			123 A Richmond 44 74 1222		215 A Gardner-Webb 66 69 0206	
			148 A Winthrop 70 74 1205		250 H Liberty 61 65 0130	
			154 A Furman 53 63 1113		278 H Charleston So. 72 73 0120	
			159 A UNC Asheville 55 67 0123		278 A Charleston So. 63 77 0211	
			161 H Radford 69 68 0116		298 H The Citadel 95 79 1121	
			175 A Coastal Caro. 58 87 0114		318 A Campbell 70 63 0102	
			175 H Coastal Caro. 66 69 0203		318 H Campbell 61 91 0213	
			194 H Wofford 58 68 1128		324 H Longwood 78 65 0106	
			195 A High Point 66 82 0109		330 H USC Upstate 74 73 1116	
					333 A VMI 61 76 1124	

Non-Div I Games:	Piedmont	69	65	Montreat	93	69	Toccoa Falls	116	75
------------------	----------	----	----	----------	----	----	--------------	-----	----

McNeese St.

(OFFICIAL)

Through Games Of Games Through February 17, 2016

SOS w/in Conf

Average RPI Win: 261

WON-LOST RECORD

WINNING PCT. RANK

STRENGTH OF SCHEDULE

OPP. STRENGTH OF SCHEDULE

TEAM RPI

.34918 (12)

DIV. I ONLY

DIV. I NON-CONF.

4- 16

328

302

291

341

DIV. I ONLY

DIV. I NON-CONF.

0- 7

340

35

22

292

RPI 1-50

RPI 51-100

RPI 101-200

RPI 150+

TOTALS

OVERALL

HOME

AWAY

NEUTRAL

NON-CONFERENCE

0- 2

0- 2

0- 2

0- 0

0- 2

0- 2

0- 0

0- 2

0- 0

0- 2

1- 4

1- 1

0- 3

0- 0

0- 2

4- 9

4- 2

0- 7

0- 0

0- 2

4- 16

4- 3

0- 13

0- 0

0- 7

RPI 1-50

RPI 51-100

RPI 101-200

RPI 201+

Team's RPI: 341

RPI S Opponent Score

RPI S Opponent Score

RPI S Opponent Score

RPI s Opponent Score

4 A Oklahoma 56 85 1120

69 A UCLA 53 67 1222

103 A Stephen F. Austin 57 86 0102

205 H Incarnate Word 79 76 0125

35 A Indiana 60 105 1212

82 A LSU 70 81 1113

124 H A&M-Corpus Christi 68 77 0109

227 A Houston Baptist 73 82 0105

127 A La.-Lafayette 64 97 1209

156 A Central Mich. 73 74 1130

290 H Texas St. 67 70 1128

321 A Nicholls St. 56 71 0206

176 H Sam Houston St. 72 68 0116

325 A New Orleans 64 76 0130

325 H New Orleans 87 76 0211

329 A Abilene Christian 67 75 0119

336 A Southeastern La. 80 82 0201

336 H Southeastern La. 76 79 0215

337 H Northwestern St. 75 74 0123

337 A Northwestern St. 78 87 0213

McNeese St.

Non-Div I Games:	Louisiana Col.	70	73	LSU-Alexandria	77	72	Dillard	80	79
------------------	----------------	----	----	----------------	----	----	---------	----	----

L
a
m
a
r

DIV. I ONLY

DIV. I NON-CONF.

1- 23

1- 13

351

339

183

204

227

154

344

340

RPI 1-50

OVERALL0- 1

HOME0- 0

AWAY0- 1

NEUTRAL0- 0

NON-CONFERENCE0- 1

RPI 51-100

0- 2

0- 2

0- 0

0- 0

0- 1

RPI 101-200

0- 12

0- 3

0- 9

0- 0

0- 8

RPI 150+

1- 12

1- 3

0- 7

0- 2

1- 5

TOTALS

1- 23

1- 7

0- 14

0- 2

1- 13

RPI 1-50

RPI S Opponent Score

17 A Iowa St. 64 106 1116

RPI 51-100

RPI S Opponent Score

68 H Valparaiso 53 71 1211

95 H Grand Canyon 65 90 0121

RPI 101-200

RPI S Opponent Score

104 A Northern Ill. 58 80 1202

113 A Northwestern 35 77 1213

116 A Marquette 74 91 1221

118 A Oakland 93 101 1228

121 A New Mexico St. 62 80 0116

121 H New Mexico St. 55 69 0213

134 H Green Bay 66 99 0119

147 A Illinois 79 82 1123

157 A Ball St. 48 73 1231

162 H CSU Bakersfield 56 67 0111

162 A CSU Bakersfield 48 71 0206

172 A DePaul 72 96 1205

RPI 201+

RPI s Opponent Score

240 A Minnesota 52 70 1216

253 H Utah Valley 76 82 0123

255 H Western Ill. 77 70 1219

282 H Seattle 50 66 0109

282 A Seattle 56 59 0204

284 A UMKC 64 78 0130

300 N Alabama St. 64 66 1128

313 N Jacksonville St. 65 68 1127

342 A UTRGV 72 82 0114

Team's RPI: 344

Non-Div I Games:	Ind.-Northwest	105	64	Trinity Int'l	81	70	IIT	137	59
------------------	----------------	-----	----	---------------	----	----	-----	-----	----

DIV. I ONLY

DIV. I NON-CONF.

3- 21

1- 10

344

326

295

291

231

260

345

344

RPI 1-50

OVERALL

HOME

AWAY

NEUTRAL

NON-CONFERENCE

0- 1

0- 0

0- 1

0- 0

0- 1

RPI 51-100

0- 4

0- 0

0- 4

0- 0

0- 2

RPI 101-200

0- 4

0- 3

0- 1

0- 0

0- 2

RPI 150+

3- 13

2- 6

1- 5

0- 2

1- 6

TOTALS

3- 21

2- 8

1- 11

0- 2

1- 10

RPI 1-50

RPI

S

Opponent

Score

21

A

Texas

50

116

1208

RPI 51-100

RPI

S

Opponent

Score

80

A

Middle Tenn.

71

79

0109

83

A

Creighton

78

103

1117

94

A

Clemson

45

78

1115

96

A

UAB

82

104

0107

RPI 101-200

RPI

S

Opponent

Score

111

A

Louisiana Tech

75

85

0128

124

H

A&M-Corpus Christi

79

85

1212

129

H

Marshall

91

109

0206

197

H

Cal Poly

73

88

1222

RPI 201+

RPI

s

Opponent

Score

204

H

Western Ky.

71

83

0204

209

H

UTEP

71

67

0116

213

N

Texas Southern

80

91

1125

219

A

Loyola Chicago

64

76

1113

253

H

Utah Valley

78

83

1219

258

H

FIU

56

72

0121

258

A

FIU

65

79

0213

273

H

Rice

85

80

0103

285

H

Fla. Atlantic

71

86

0123

285

A

Fla. Atlantic

73

79

0211

288

A

Southern Miss.

70

86

0130

290

A

Texas St.

53

76

1202

297

H

North Texas

66

70

0101

320

N

Central Ark.

84

98

1123

334

A

Southern Utah

82

79

1121

Team's RPI: 345

Non-Div I Games: East Central 75 61 Tex. Permian Basin 85 90

DIV. I ONLY	4- 20	339	320	323	346
DIV. I NON-CONF.	0- 13	340	155	221	341
	RPI 1-50	RPI 51-100	RPI 101-200	RPI 150+	TOTALS
OVERALL	0- 1	0- 3	0- 4	4- 14	4- 20
HOME	0- 0	0- 0	0- 0	3- 5	3- 5
AWAY	0- 1	0- 3	0- 4	1- 9	1- 15
NEUTRAL	0- 0	0- 0	0- 0	0- 0	0- 0
NON-CONFERENCE	0- 1	0- 3	0- 4	0- 7	0- 13

RPI 1-50				RPI 51-100				RPI 101-200				RPI 201+				Team's RPI: 346
RPI	S	Opponent	Score	RPI	S	Opponent	Score	RPI	S	Opponent	Score	RPI	s	Opponent	Score	
16	A	Utah	58 105 1222	54	A	Michigan	33 80 1212	102	A	Fresno St.	59 80 1127	225	A	San Francisco	47 67 1129	
				61	A	Temple	63 78 1219	150	A	Nebraska	60 75 1119	234	A	South Carolina St.	79 90 0116	
				95	A	Grand Canyon	59 88 1215	164	A	TCU	47 75 1228	234	H	South Carolina St.	41 56 0130	
								179	A	Old Dominion	38 82 1204	261	H	Delaware	56 62 1113	
												272	H	Penn	54 60 1117	
												283	A	UC Riverside	55 81 1124	
												295	H	UMES	75 71 0213	
												308	A	Bethune-Cookman	56 85 0206	
												312	A	Savannah St.	47 64 0118	
												317	H	Howard	67 71 0111	
												319	H	N.C. Central	71 60 0127	
												326	A	Coppin St.	71 67 0215	
												338	H	N.C. A&T	57 55 0125	
												339	A	Morgan St.	58 63 0109	
												343	H	Lamar	66 77 1121	
												350	A	Florida A&M	95 96 0208	

Non-Div I Games:	Summit	93	44	Cheyney	86	70
------------------	--------	----	----	---------	----	----

Average RPI Win:

229

WON-LOST
RECORDWINNING
PCT. RANKSTRENGTH OF
SCHEDULEOPP. STRENGTH
OF SCHEDULETEAM
RPI

SOS w/in Conf

Average RPI Loss:

184

.48613

(4)

DIV. I ONLY

DIV. I NON-CONF.

3- 20

1- 10

343

326

285

338

169

147

347

350

RPI 1-50

OVERALL

HOME

AWAY

NEUTRAL

NON-CONFERENCE

0- 0

0- 0

0- 0

0- 0

0- 0

RPI 51-100

0- 2

0- 1

0- 1

0- 0

0- 0

RPI 101-200

1- 9

1- 5

0- 3

0- 1

0- 5

RPI 150+

3- 13

3- 4

0- 9

0- 0

1- 7

TOTALS

3- 20

3- 8

0- 11

0- 1

1- 10

RPI 1-50

RPI S Opponent Score

68 A Valparaiso

68 H Valparaiso

RPI 51-100

RPI S Opponent Score

47 75 0102

55 73 0206

RPI 101-200

RPI S Opponent Score

104 H Northern Ill.

107 H Illinois St.

118 A Oakland

134 H Green Bay

147 N Illinois

153 H Milwaukee

158 A Wright St.

158 H Wright St.

172 H DePaul

196 A UCF

RPI 201+

RPI s Opponent Score

203 A Detroit

219 A Loyola Chicago

225 H San Francisco

254 A Cleveland St.

254 H Cleveland St.

255 A Western Ill.

257 H Youngstown St.

257 A Youngstown St.

275 A Northern Ky.

275 H Northern Ky.

306 A Drake

Team's RPI: 347

69 87 0108

47 64 1219

75 78 1113

53 70 0118

72 70 0130

57 84 1117

78 82 0128

91 92 0216

69 82 0122

79 77 0213

62 83 1128

Non-Div I Games: Purdue-Calumet 91 74 Roosevelt 96 58

DIV. I ONLY

DIV. I NON-CONF.

3- 21

0- 12

344

340

293

123

295

97

348

334

RPI 1-50

OVERALL

HOME

AWAY

NEUTRAL

NON-CONFERENCE

0- 2

0- 0

0- 2

0- 0

0- 2

RPI 51-100

0- 2

0- 0

0- 2

0- 0

0- 2

RPI 101-200

1- 5

1- 0

0- 4

0- 1

0- 5

RPI 150+

3- 14

3- 5

0- 8

0- 1

0- 5

TOTALS

3- 21

3- 5

0- 15

0- 1

0- 12

RPI 1-50

RPI

S

Opponent

Score

26

A

Baylor

41

80

1202

49

A

Wisconsin

67

85

1125

RPI 51-100

RPI

S

Opponent

Score

56

A

VCU

50

75

1113

89

A

Houston

69

110

1118

RPI 101-200

RPI

S

Opponent

Score

111

A

Louisiana Tech

58

77

1228

145

A

UNLV

62

80

1128

150

A

Nebraska

50

81

1222

161

N

Radford

56

64

1121

164

A

TCU

55

73

1211

185

H

Southern U.

71

65

0104

RPI 201+

RPI

s

Opponent

Score

213

A

Texas Southern

38

64

0109

213

H

Texas Southern

59

55

0206

218

A

Jackson St.

57

60

0118

218

H

Jackson St.

66

80

0215

237

A

Tulane

49

63

1214

252

H

Alcorn

70

73

0102

290

H

Texas St.

44

62

1216

300

A

Alabama St.

77

83

0201

303

H

Ark.-Pine Bluff

44

45

0123

322

A

Bryant

58

71

1120

328

H

Mississippi Val.

73

76

0125

332

A

Alabama A&M

69

83

0130

349

A

Grambling

63

66

0116

349

H

Grambling

60

56

0213

Team's RPI: 348

Non-Div I Games:

Grambling

Average RPI Win: 327

Average RPI Loss: 202

WON-LOST RECORD

WINNING PCT. RANK

(OFFICIAL) Through Games Of Games Through February 17, 2016

STRENGTH OF SCHEDULE

OPP. STRENGTH OF SCHEDULE

TEAM RPI

SOS w/in Conf .35807 (4)

DIV. I ONLY

DIV. I NON-CONF.

3- 19

0- 9

340

340

287

74

339

198

349

322

OVERALL

HOME

AWAY

NEUTRAL

NON-CONFERENCE

RPI 1-50

0- 0

0- 0

0- 0

0- 0

0- 0

RPI 51-100

0- 2

0- 0

0- 2

0- 0

0- 2

RPI 101-200

0- 7

0- 2

0- 4

0- 1

0- 5

RPI 150+

3- 12

3- 3

0- 8

0- 0

0- 2

TOTALS

3- 19

3- 4

0- 14

0- 1

0- 9

RPI S Opponent Score

RPI S Opponent Score

RPI S Opponent Score

RPI s Opponent Score

75 A Ohio St. 55 82 1117

100 A UT Arlington 40 73 1125

111 H Louisiana Tech 67 86 1121

116 A Marquette 49 95 1202

120 A Virginia Tech 52 87 1219

136 A Memphis 65 83 1119

139 N Tennessee St. 52 64 1212

185 A Southern U. 61 66 0109

185 H Southern U. 66 79 0206

201 A East Carolina 53 61 1113

213 H Texas Southern 54 69 0118

213 A Texas Southern 72 79 0215

218 A Jackson St. 45 60 0123

252 A Alcorn 53 69 0111

252 H Alcorn 63 66 0208

300 H Alabama St. 84 81 0104

303 A Ark.-Pine Bluff 59 63 0130

328 A Mississippi Val. 59 72 0201

332 H Alabama A&M 81 78 0102

338 A N.C. A&T 47 61 1217

348 H Prairie View 66 63 0116

348 A Prairie View 56 60 0213

Grambling

Average RPI Win:		Florida A&M		(OFFICIAL) Through Games Of Games Through February 17, 2016		SOS w/in Conf	
Average RPI Loss:		317	WON-LOST	WINNING	STRENGTH OF	OPP. STRENGTH	TEAM
		248	RECORD	PCT. RANK	SCHEDULE	OF SCHEDULE	RPI
							.319 (8)
DIV. I ONLY		5- 17	315	342	351	350	
DIV. I NON-CONF.		2- 9	301	266	351	337	
RPI 1-50		RPI 51-100		RPI 101-200		RPI 150+	TOTALS
OVERALL	0- 0	0- 1		0- 3		5- 15	5- 17
HOME	0- 0	0- 0		0- 0		4- 4	4- 4
AWAY	0- 0	0- 1		0- 3		0- 10	0- 12
NEUTRAL	0- 0	0- 0		0- 0		1- 1	1- 1
NON-CONFERENCE	0- 0	0- 1		0- 2		2- 7	2- 9
RPI 1-50		RPI 51-100		RPI 101-200		RPI 201+	Team's RPI: 350
RPI S Opponent Score		RPI S Opponent Score		RPI S Opponent Score		RPI s Opponent Score	
		89 A Houston 52 97 1121		128 A Southern Ill. 51 81 1115		202 A Norfolk St. 56 77 0109	
				174 A North Florida 70 87 1219		209 A UTEP 54 72 1124	
				189 A Hampton 65 71 0111		234 H South Carolina St. 67 79 1205	
						252 N Alcorn 73 71 1128	
						256 H Samford 67 86 1212	
						258 A FIU 45 65 1229	
						266 A Jacksonville 66 68 1221	
						271 A Kennesaw St. 41 61 1202	
						308 A Bethune-Cookman 56 88 0130	
						312 H Savannah St. 61 58 0105	
						319 H N.C. Central 63 81 0201	
						319 A N.C. Central 74 79 0215	
						326 H Coppin St. 66 70 0118	
						329 N Abilene Christian 62 72 1127	
						336 H Southeastern La. 67 64 1215	
						338 A N.C. A&T 68 75 0213	
						339 H Morgan St. 72 65 0116	
						346 H Delaware St. 96 95 0208	

Non-Div I Games:	Johnson (FL)	103	71	Thomas (GA)	70	64
------------------	--------------	-----	----	-------------	----	----

Central
Comm.
St.

Non-Div I Games: