

Average RPI Win:		67	WON-LOST RECORD		WINNING PCT. RANK		LAST 10 GAMES		STRENGTH OF SCHEDULE		OPP. STRENGTH OF SCHEDULE		TEAM RPI	ADJ RPI		CONF. RPI	ADJ CONF. RPI					
DIV. I ONLY			32- 4		.88889		8		10- 0		6		2		2	.72686		1	1	1		
DIV. I NON-CONF.			15- 1		.9375		3		6- 0		7		9		1	.74227		1	1	1		
TOTALS		RPI 1-25		RPI 26-50		W-L RECORDS		RPI 51-100		RPI 101-150		RPI 150+										
32- 4		9- 4		9- 0		OVERALL		7- 0		4- 0		3- 0										
16- 2		2- 2		4- 0		HOME		3- 0		4- 0		3- 0										
11- 2		3- 2		4- 0		AWAY		4- 0		0- 0		0- 0										
5- 0		4- 0		1- 0		NEUTRAL		0- 0		0- 0		0- 0										
15- 1		5- 1		4- 0		NON-CONFERENCE		0- 0		4- 0		2- 0										
8- 0		0- 0		2- 0		HOME		0- 0		4- 0		2- 0										
2- 1		1- 1		1- 0		AWAY		0- 0		0- 0		0- 0										
5- 0		4- 0		1- 0		NEUTRAL		0- 0		0- 0		0- 0										
17- 3		4- 3		5- 0		CONFERENCE		7- 0		0- 0		1- 0										
8- 2		2- 2		2- 0		HOME		3- 0		0- 0		1- 0										
9- 1		2- 1		3- 0		AWAY		4- 0		0- 0		0- 0										
0- 0		0- 0		0- 0		NEUTRAL		0- 0		0- 0		0- 0										
RPI	S	Opponent		Score		RPI	S	Opponent		Score		RPI	S	Opponent		Score						
2	A	Texas		2	3	26	A	Iowa St.		3	1	53	A	Northwestern		3	0	109	H	Tulsa	3	0
2	N	Texas		3	0	30	H	Wichita St.		3	0	89	A	Indiana		3	0	111	H	Georgia Tech	3	0
3	H	Minnesota		1	3	31	A	Michigan		3	1	89	H	Indiana		3	0	126	H	UC Davis	3	0
6	N	Kansas		3	1	31	H	Michigan		3	1	92	A	Iowa		3	0	134	H	Harvard	3	1
7	H	Wisconsin		1	3	32	A	Purdue		3	0	92	H	Iowa		3	0	151	H	South Fla.	3	0
8	N	Washington		3	1	38	A	Michigan St.		3	2	97	A	Maryland		3	1	198	H	Rutgers	3	0
10	A	Penn St.		3	2	38	H	Michigan St.		3	1	97	H	Maryland		3	0	275	H	Grand Canyon	3	0
10	H	Penn St.		3	0	44	N	Oregon		3	2											
11	N	BYU		3	0	46	H	Pittsburgh		3	1											
14	A	Creighton		3	0																	
17	A	Ohio St.		2	3																	
23	A	Illinois		3	0																	
23	H	Illinois		3	0																	
LAST 10 GAMES																						
		2	N	Texas	3	0			134	H	Harvard	3	1									
		6	N	Kansas	3	1			10	H	Penn St.	3	0									
		8	N	Washington	3	1			23	H	Illinois	3	0									
		11	N	BYU	3	0			31	A	Michigan	3	1									
		30	H	Wichita St.	3	0			89	H	Indiana	3	0									

Non-Div. I Games:

Nebraska

Average RPI Win: 78		WON-LOST	WINNING	LAST 10	STRENGTH OF		OPP. STRENGTH	TEAM	ADJ	CONF.	ADJ CONF.
Average RPI Loss: 19		RECORD	PCT. RANK	GAMES	SCHEDULE		OF SCHEDULE	RPI	RPI	RPI	RPI
DIV. I ONLY		30- 3	.90909	5	2		16	1	.72356	2	2
DIV. I NON-CONF.		15- 2	.88235	15	4		15	3	.7297	2	3
TOTALS		RPI 1-25	RPI 26-50		W-L RECORDS		RPI 51-100		RPI 101-150		RPI 150+
30- 3		7- 2	7- 0		OVERALL		8- 1		2- 0		6- 0
19- 1		5- 1	4- 0		HOME		5- 0		2- 0		3- 0
8- 1		1- 0	3- 0		AWAY		2- 1		0- 0		2- 0
3- 1		1- 1	0- 0		NEUTRAL		1- 0		0- 0		1- 0
15- 2		5- 2	3- 0		NON-CONFERENCE		3- 0		2- 0		2- 0
11- 1		4- 1	2- 0		HOME		2- 0		2- 0		1- 0
1- 0		0- 0	1- 0		AWAY		0- 0		0- 0		0- 0
3- 1		1- 1	0- 0		NEUTRAL		1- 0		0- 0		1- 0
15- 1		2- 0	4- 0		CONFERENCE		5- 1		0- 0		4- 0
8- 0		1- 0	2- 0		HOME		3- 0		0- 0		2- 0
7- 1		1- 0	2- 0		AWAY		2- 1		0- 0		2- 0
0- 0		0- 0	0- 0		NEUTRAL		0- 0		0- 0		0- 0
RPI S	Opponent	Score		RPI S	Opponent	Score		RPI S	Opponent	Score	
1 H	Nebraska	3	2	26 A	Iowa St.	3	0	52 A	TCU	0	3
1 N	Nebraska	0	3	26 H	Iowa St.	3	0	52 H	TCU	3	0
3 N	Minnesota	3	1	32 H	Purdue	3	1	55 A	Kansas St.	3	0
5 H	Florida	1	3	37 H	Santa Clara	3	0	55 H	Kansas St.	3	1
5 H	Florida	3	2	47 A	Baylor	3	0	62 N	New Mexico St.	3	1
6 A	Kansas	3	2	47 H	Baylor	3	0	64 H	UTSA	3	0
6 H	Kansas	3	0	50 A	Arizona	3	2	71 A	Oklahoma	3	0
12 H	UCLA	3	1					71 H	Oklahoma	3	1
25 H	Colorado St.	3	0					74 H	Rice	3	0
				LAST 10 GAMES							
				1 N	Nebraska	0	3	158 H	Fairfield	3	0
				3 N	Minnesota	3	1	71 A	Oklahoma	3	0
				5 H	Florida	3	2	55 H	Kansas St.	3	1
				12 H	UCLA	3	1	47 H	Baylor	3	0
				32 H	Purdue	3	1	26 A	Iowa St.	3	0

Non-Div. I Games:

Texas

Average RPI Win:		76	WON-LOST RECORD		WINNING PCT. RANK		LAST 10 GAMES		STRENGTH OF SCHEDULE		OPP. STRENGTH OF SCHEDULE		TEAM RPI		ADJ RPI		CONF. RPI		ADJ CONF. RPI					
DIV. I ONLY			30- 5		.85714		13		8- 2		3		9		3		.71586		3		1		1	
DIV. I NON-CONF.			11- 3		.78571		39		3- 1		15		45		10		.67453		10		1		1	
TOTALS		RPI 1-25		RPI 26-50				W-L RECORDS				RPI 51-100				RPI 101-150				RPI 150+				
30- 5		10- 4		5- 1				OVERALL				8- 0				3- 0				4- 0				
15- 0		4- 0		4- 0				HOME				3- 0				3- 0				1- 0				
10- 3		4- 2		0- 1				AWAY				5- 0				0- 0				1- 0				
5- 2		2- 2		1- 0				NEUTRAL				0- 0				0- 0				2- 0				
11- 3		2- 3		2- 0				NON-CONFERENCE				1- 0				3- 0				3- 0				
5- 0		0- 0		1- 0				HOME				0- 0				3- 0				1- 0				
2- 1		1- 1		0- 0				AWAY				1- 0				0- 0				0- 0				
4- 2		1- 2		1- 0				NEUTRAL				0- 0				0- 0				2- 0				
19- 2		8- 1		3- 1				CONFERENCE				7- 0				0- 0				1- 0				
10- 0		4- 0		3- 0				HOME				3- 0				0- 0				0- 0				
8- 2		3- 1		0- 1				AWAY				4- 0				0- 0				1- 0				
1- 0		1- 0		0- 0				NEUTRAL				0- 0				0- 0				0- 0				
RPI	S	Opponent		Score		RPI	S	Opponent		Score		RPI	S	Opponent		Score		RPI	S	Opponent		Score		
1	A	Nebraska		3	1	27	N	North Carolina		3	0	53	A	Northwestern		3	1	123	H	UCF		3	0	
2	N	Texas		1	3	31	H	Michigan		3	1	53	H	Northwestern		3	0	124	H	North Dakota St.		3	0	
7	A	Wisconsin		3	2	32	A	Purdue		2	3	87	A	Col. of Charleston		3	0	143	H	UC Irvine		3	0	
7	H	Wisconsin		3	1	32	H	Purdue		3	1	89	A	Indiana		3	1	195	N	Sam Houston St.		3	0	
9	N	Texas A&M		2	3	36	H	Marquette		3	0	89	H	Indiana		3	0	198	A	Rutgers		3	0	
10	A	Penn St.		2	3	38	H	Michigan St.		3	0	92	A	Iowa		3	0	221	N	Bryant		3	0	
10	H	Penn St.		3	0							97	A	Maryland		3	0	307	H	Jackson St.		3	0	
13	A	Stanford		0	3							97	H	Maryland		3	0							
15	N	Hawaii		3	1																			
17	A	Ohio St.		3	2																			
17	H	Ohio St.		3	2																			
21	A	Louisville		3	2																			
23	H	Illinois		3	2																			
23	N	Illinois		3	0																			
LAST 10 GAMES																								
2	N	Texas		1	3	89	A	Indiana		3	1													
15	N	Hawaii		3	1	17	H	Ohio St.		3	2													
23	N	Illinois		3	0	32	A	Purdue		2	3													
36	H	Marquette		3	0	97	H	Maryland		3	0													
307	H	Jackson St.		3	0	10	H	Penn St.		3	0													

Non-Div. I Games:

Minnesota

Average RPI Win:	79	WON-LOST	WINNING	LAST 10	STRENGTH OF	OPP. STRENGTH	TEAM	ADJ	CONF.	ADJ CONF.		
Average RPI Loss:	9	RECORD	PCT. RANK	GAMES	SCHEDULE	OF SCHEDULE	RPI	RPI	RPI	RPI		
DIV. I ONLY		33- 3	.91667	3	8- 2	28	7	4	.70408	4	3	3
DIV. I NON-CONF.		15- 1	.9375	3	3- 1	33	5	5	.7049	5	2	2
<hr/>												
TOTALS	RPI 1-25	RPI 26-50		W-L RECORDS		RPI 51-100		RPI 101-150		RPI 150+		
33- 3	7- 3	8- 0		OVERALL		8- 0		7- 0		3- 0		
18- 1	2- 1	5- 0		HOME		4- 0		4- 0		3- 0		
11- 1	2- 1	3- 0		AWAY		3- 0		3- 0		0- 0		
4- 1	3- 1	0- 0		NEUTRAL		1- 0		0- 0		0- 0		
15- 1	4- 1	2- 0		NON-CONFERENCE		6- 0		1- 0		2- 0		
9- 0	1- 0	2- 0		HOME		3- 0		1- 0		2- 0		
2- 0	0- 0	0- 0		AWAY		2- 0		0- 0		0- 0		
4- 1	3- 1	0- 0		NEUTRAL		1- 0		0- 0		0- 0		
18- 2	3- 2	6- 0		CONFERENCE		2- 0		6- 0		1- 0		
9- 1	1- 1	3- 0		HOME		1- 0		3- 0		1- 0		
9- 1	2- 1	3- 0		AWAY		1- 0		3- 0		0- 0		
0- 0	0- 0	0- 0		NEUTRAL		0- 0		0- 0		0- 0		
RPI S	Opponent	Score		RPI S	Opponent	Score		RPI S	Opponent	Score		
6 N	Kansas	2	3	27 H	North Carolina	3	1	54 A	UNI	3	0	
8 A	Washington	0	3	29 H	San Diego	3	0	56 H	Idaho St.	3	0	
8 H	Washington	3	1	40 A	Arizona St.	3	2	62 H	Cleveland St.	3	1	
11 H	BYU	3	0	40 H	Arizona St.	3	1	66 A	Colorado	3	2	
12 A	UCLA	3	0	44 A	Oregon	3	0	66 H	Colorado	3	1	
12 H	UCLA	2	3	44 H	Oregon	3	0	71 A	Oklahoma	3	1	
13 A	Stanford	3	2	50 A	Arizona	3	1	79 H	Pepperdine	3	0	
14 N	Creighton	3	0	50 H	Arizona	3	1	97 N	Maryland	3	0	
14 N	Creighton	3	1									
24 N	Kentucky	3	0									

Non-Div. I Games:

Southern California

Average RPI Win:	90	WON-LOST RECORD	WINNING PCT. RANK	LAST 10 GAMES	STRENGTH OF SCHEDULE	OPP. STRENGTH OF SCHEDULE	TEAM RPI	ADJ RPI	CONF. RPI	ADJ CONF. RPI		
DIV. I ONLY		25- 7	.78125	28	7- 3	1	36	6	.68913	5	5	5
DIV. I NON-CONF.		12- 2	.85714	21	4- 1	1	41	2	.72659	3	5	5
<hr/>												
TOTALS	RPI 1-25	RPI 26-50		W-L RECORDS		RPI 51-100		RPI 101-150		RPI 150+		
25- 7	5- 5	3- 0		OVERALL		6- 2		7- 0		4- 0		
13- 1	2- 1	2- 0		HOME		4- 0		4- 0		1- 0		
8- 6	2- 4	0- 0		AWAY		2- 2		2- 0		2- 0		
4- 0	1- 0	1- 0		NEUTRAL		0- 0		1- 0		1- 0		
<hr/>												
12- 2	2- 2	3- 0		NON-CONFERENCE		2- 0		3- 0		2- 0		
5- 0	0- 0	2- 0		HOME		0- 0		2- 0		1- 0		
3- 2	1- 2	0- 0		AWAY		2- 0		0- 0		0- 0		
4- 0	1- 0	1- 0		NEUTRAL		0- 0		1- 0		1- 0		
<hr/>												
13- 5	3- 3	0- 0		CONFERENCE		4- 2		4- 0		2- 0		
8- 1	2- 1	0- 0		HOME		4- 0		2- 0		0- 0		
5- 4	1- 2	0- 0		AWAY		0- 2		2- 0		2- 0		
0- 0	0- 0	0- 0		NEUTRAL		0- 0		0- 0		0- 0		
<hr/>												
RPI S	Opponent	Score		RPI S	Opponent	Score		RPI S	Opponent	Score		
2 A	Texas	3	1	28 H	Florida St.	3	1	60 A	American	3	1	
2 A	Texas	2	3	28 H	Florida St.	3	1	61 A	Arkansas	2	3	
7 N	Wisconsin	3	2	44 N	Oregon	3	0	61 H	Arkansas	3	0	
9 A	Texas A&M	2	3					69 A	Auburn	2	3	
9 H	Texas A&M	3	0					69 H	Auburn	3	0	
15 A	Hawaii	2	3					75 A	James Madison	3	0	
18 A	Missouri	2	3					93 H	Alabama	3	0	
18 H	Missouri	3	0					95 H	Ole Miss	3	0	
24 A	Kentucky	3	1									
24 H	Kentucky	1	3									
<hr/>												
LAST 10 GAMES												
2 A	Texas	2	3	9 A	Texas A&M	2	3	110 A	Tennessee	3	0	
7 N	Wisconsin	3	2	132 A	LSU	3	0	110 H	Tennessee	3	0	
28 H	Florida St.	3	1	110 H	Tennessee	3	0	93 H	Alabama	3	0	
140 H	New Hampshire	3	0	69 A	Auburn	2	3					
176 H	LIU Brooklyn	3	0									

Non-Div. I Games:

Florida

Average RPI Win:		97	WON-LOST RECORD		WINNING PCT. RANK	LAST 10 GAMES		STRENGTH OF SCHEDULE		OPP. STRENGTH OF SCHEDULE	TEAM RPI	ADJ RPI	CONF. RPI	ADJ CONF. RPI			
DIV. I ONLY			30- 3		.90909	5		8- 2		25	24	5	.68803	6	2	2	
DIV. I NON-CONF.			16- 1		.94118	2		4- 1		34	43	6	.69327	6	3	3	
TOTALS		RPI 1-25		RPI 26-50		W-L RECORDS		RPI 51-100		RPI 101-150		RPI 150+					
30- 3		3- 3		7- 0		OVERALL		10- 0		1- 0		9- 0					
15- 1		1- 1		3- 0		HOME		6- 0		0- 0		5- 0					
9- 1		0- 1		3- 0		AWAY		4- 0		0- 0		2- 0					
6- 1		2- 1		1- 0		NEUTRAL		0- 0		1- 0		2- 0					
16- 1		3- 1		3- 0		NON-CONFERENCE		4- 0		1- 0		5- 0					
8- 0		1- 0		1- 0		HOME		3- 0		0- 0		3- 0					
2- 0		0- 0		1- 0		AWAY		1- 0		0- 0		0- 0					
6- 1		2- 1		1- 0		NEUTRAL		0- 0		1- 0		2- 0					
14- 2		0- 2		4- 0		CONFERENCE		6- 0		0- 0		4- 0					
7- 1		0- 1		2- 0		HOME		3- 0		0- 0		2- 0					
7- 1		0- 1		2- 0		AWAY		3- 0		0- 0		2- 0					
0- 0		0- 0		0- 0		NEUTRAL		0- 0		0- 0		0- 0					
RPI	S	Opponent		Score		RPI	S	Opponent		Score		RPI	S	Opponent		Score	
1	N	Nebraska		1	3	26	A	Iowa St.		3	1	52	A	TCU		3	0
2	A	Texas		0	3	26	H	Iowa St.		3	0	52	H	TCU		3	0
2	H	Texas		2	3	35	H	Missouri St.		3	0	55	A	Kansas St.		3	1
4	N	Southern California		3	2	36	N	Marquette		3	0	55	H	Kansas St.		3	1
18	H	Missouri		3	0	42	A	Wyoming		3	0	61	A	Arkansas		3	1
19	N	Loyola Marymount		3	1	47	A	Baylor		3	1	71	A	Oklahoma		3	1
						47	H	Baylor		3	0	71	H	Oklahoma		3	0
												76	H	Duke		3	0
												81	H	Furman		3	0
												90	H	Gonzaga		3	1

Non-Div. I Games:

Kansas

Average RPI Win:	71	WON-LOST RECORD	WINNING PCT. RANK	LAST 10 GAMES	STRENGTH OF SCHEDULE	OPP. STRENGTH OF SCHEDULE	TEAM RPI	ADJ RPI	CONF. RPI	ADJ CONF. RPI				
Average RPI Loss:	16													
DIV. I ONLY		26- 7	.78788	25	9- 1	20	1	8	.68265	7	1	1		
DIV. I NON-CONF.		10- 3	.76923	42	2- 1	26	3	13	.66768	12	1	1		
<hr/>														
TOTALS	RPI 1-25	RPI 26-50		W-L RECORDS		RPI 51-100		RPI 101-150		RPI 150+				
26- 7	6- 6	8- 0		OVERALL		8- 1		0- 0		4- 0				
15- 2	2- 2	5- 0		HOME		5- 0		0- 0		3- 0				
9- 3	4- 3	2- 0		AWAY		2- 0		0- 0		1- 0				
2- 2	0- 1	1- 0		NEUTRAL		1- 1		0- 0		0- 0				
<hr/>														
10- 3	2- 2	3- 0		NON-CONFERENCE		3- 1		0- 0		2- 0				
6- 1	0- 1	2- 0		HOME		2- 0		0- 0		2- 0				
2- 0	2- 0	0- 0		AWAY		0- 0		0- 0		0- 0				
2- 2	0- 1	1- 0		NEUTRAL		1- 1		0- 0		0- 0				
<hr/>														
16- 4	4- 4	5- 0		CONFERENCE		5- 0		0- 0		2- 0				
9- 1	2- 1	3- 0		HOME		3- 0		0- 0		1- 0				
7- 3	2- 3	2- 0		AWAY		2- 0		0- 0		1- 0				
0- 0	0- 0	0- 0		NEUTRAL		0- 0		0- 0		0- 0				
<hr/>														
RPI	S	Opponent	Score		RPI	S	Opponent	Score		RPI	S	Opponent	Score	
1	A	Nebraska	3	1	26	H	Iowa St.	3	0	53	H	Northwestern	3	0
3	A	Minnesota	1	3	27	N	North Carolina	3	0	55	N	Kansas St.	3	1
3	H	Minnesota	2	3	31	A	Michigan	3	0	61	N	Arkansas	2	3
5	N	Florida	2	3	31	H	Michigan	3	0	87	H	Col. of Charleston	3	0
10	A	Penn St.	0	3	32	A	Purdue	3	0	89	H	Indiana	3	0
14	A	Creighton	3	0	32	H	Purdue	3	1	92	A	Iowa	3	0
16	H	Western Ky.	1	3	38	H	Michigan St.	3	0	92	H	Iowa	3	0
17	A	Ohio St.	2	3	44	H	Oregon	3	1	97	A	Maryland	3	0
17	H	Ohio St.	3	0						98	H	Kent St.	3	0
21	A	Louisville	3	1										
23	A	Illinois	3	2										
23	H	Illinois	3	1										
<hr/>														
LAST 10 GAMES														
5	N	Florida	2	3	17	H	Ohio St.	3	0					
26	H	Iowa St.	3	0	23	A	Illinois	3	2					
44	H	Oregon	3	1	92	H	Iowa	3	0					
32	A	Purdue	3	0	31	A	Michigan	3	0					
198	H	Rutgers	3	0	38	H	Michigan St.	3	0					

Non-Div. I Games:

Wisconsin

Average RPI Win:		98	WON-LOST RECORD		WINNING PCT. RANK	LAST 10 GAMES		STRENGTH OF SCHEDULE		OPP. STRENGTH OF SCHEDULE	TEAM RPI	ADJ RPI	CONF. RPI	ADJ CONF. RPI
Average RPI Loss:		6												
DIV. I ONLY			31-3		.91176	4		57		18	7	.67839	8	3
DIV. I NON-CONF.			13-1		.92857	8		95		35	20	.64666	21	2
TOTALS		RPI 1-25		RPI 26-50		W-L RECORDS		RPI 51-100		RPI 101-150		RPI 150+		
31-3		5-3		8-0		OVERALL		6-0		5-0		7-0		
17-0		3-0		4-0		HOME		3-0		2-0		5-0		
10-2		1-2		3-0		AWAY		2-0		3-0		1-0		
4-1		1-1		1-0		NEUTRAL		1-0		0-0		1-0		
13-1		1-1		2-0		NON-CONFERENCE		5-0		0-0		5-0		
7-0		0-0		1-0		HOME		2-0		0-0		4-0		
2-0		0-0		0-0		AWAY		2-0		0-0		0-0		
4-1		1-1		1-0		NEUTRAL		1-0		0-0		1-0		
18-2		4-2		6-0		CONFERENCE		1-0		5-0		2-0		
10-0		3-0		3-0		HOME		1-0		2-0		1-0		
8-2		1-2		3-0		AWAY		0-0		3-0		1-0		
0-0		0-0		0-0		NEUTRAL		0-0		0-0		0-0		
RPI S	Opponent	Score		RPI S	Opponent	Score		RPI S	Opponent	Score		RPI S	Opponent	Score
1 N	Nebraska	1	3	38 H	Michigan St.	3	1	66 H	Colorado	3	0	114 A	Washington St.	3 2
4 A	Southern California	1	3	40 A	Arizona St.	3	0	71 A	Oklahoma	3	1	114 H	Washington St.	3 0
4 H	Southern California	3	0	40 H	Arizona St.	3	0	85 H	Denver	3	0	133 A	Utah	3 0
12 A	UCLA	3	0	43 N	Boise St.	3	0	90 A	Gonzaga	3	0	148 A	Oregon St.	3 0
12 H	UCLA	3	1	44 A	Oregon	3	1	97 N	Maryland	3	0	148 H	Oregon St.	3 0
13 A	Stanford	2	3	44 H	Oregon	3	0	100 H	Murray St.	3	0	182 A	California	3 0
13 H	Stanford	3	1	50 A	Arizona	3	0					182 H	California	3 0
17 N	Ohio St.	3	2	50 H	Arizona	3	1					191 H	St. Mary's (CA)	3 0
												216 N	Portland St.	3 0
												224 H	CSUN	3 0
												224 H	CSUN	3 0
												233 H	Buffalo	3 0
LAST 10 GAMES														
1 N	Nebraska	1	3	133 A	Utah	3	0							
17 N	Ohio St.	3	2	44 A	Oregon	3	1							
38 H	Michigan St.	3	1	148 A	Oregon St.	3	0							
85 H	Denver	3	0	182 H	California	3	0							
114 H	Washington St.	3	0	13 H	Stanford	3	1							

Non-Div. I Games:

Washington

Average RPI Win:	94	WON-LOST	WINNING	LAST 10	STRENGTH OF	OPP. STRENGTH	TEAM	ADJ	CONF.	ADJ CONF.		
Average RPI Loss:	34	RECORD	PCT. RANK	GAMES	SCHEDULE	OF SCHEDULE	RPI	RPI	RPI	RPI		
DIV. I ONLY		24- 7	.77419	30	9- 1	4	32	9	.67808	9	5	5
DIV. I NON-CONF.		8- 5	.61538	120	1- 1	14	26	29	.63375	27	5	5
<hr/>												
TOTALS	RPI 1-25	RPI 26-50		W-L RECORDS		RPI 51-100		RPI 101-150		RPI 150+		
24- 7	7- 3	1- 2		OVERALL		7- 2		4- 0		5- 0		
13- 2	4- 1	1- 0		HOME		4- 1		2- 0		2- 0		
9- 4	2- 2	0- 1		AWAY		3- 1		2- 0		2- 0		
2- 1	1- 0	0- 1		NEUTRAL		0- 0		0- 0		1- 0		
<hr/>												
8- 5	2- 2	1- 2		NON-CONFERENCE		2- 1		0- 0		3- 0		
5- 1	1- 1	1- 0		HOME		2- 0		0- 0		1- 0		
1- 3	0- 1	0- 1		AWAY		0- 1		0- 0		1- 0		
2- 1	1- 0	0- 1		NEUTRAL		0- 0		0- 0		1- 0		
<hr/>												
16- 2	5- 1	0- 0		CONFERENCE		5- 1		4- 0		2- 0		
8- 1	3- 0	0- 0		HOME		2- 1		2- 0		1- 0		
8- 1	2- 1	0- 0		AWAY		3- 0		2- 0		1- 0		
0- 0	0- 0	0- 0		NEUTRAL		0- 0		0- 0		0- 0		
<hr/>												
RPI S	Opponent	Score	RPI S	Opponent	Score	RPI S	Opponent	Score	RPI S	Opponent	Score	
3 N	Minnesota	3 2	26 N	Iowa St.	1 3	61 A	Arkansas	3 1	110 A	Tennessee	3 0	
5 A	Florida	0 3	28 A	Florida St.	1 3	61 H	Arkansas	1 3	130 A	Mississippi St.	3 0	
5 H	Florida	3 2	30 H	Wichita St.	3 0	62 H	New Mexico St.	3 2	130 H	Mississippi St.	3 0	
13 A	Stanford	0 3				67 H	A&M-Corpus Christi	3 0	132 H	LSU	3 0	
15 H	Hawaii	0 3				69 A	Auburn	3 0	153 A	South Carolina	3 2	
18 A	Missouri	3 2				92 A	Iowa	1 3	172 N	Milwaukee	3 1	
18 H	Missouri	3 0				93 H	Alabama	3 0	220 H	Georgia	3 0	
24 A	Kentucky	3 1				95 A	Ole Miss	3 2	231 H	Abilene Christian	3 1	
24 H	Kentucky	3 0				95 H	Ole Miss	3 0	289 A	Florida A&M	3 0	
25 H	Colorado St.	3 2										
<hr/>												
LAST 10 GAMES												
15 H	Hawaii	0 3	24 H	Kentucky	3 0							
67 H	A&M-Corpus Christi	3 0	130 A	Mississippi St.	3 0							
61 A	Arkansas	3 1	95 A	Ole Miss	3 2							
18 A	Missouri	3 2	220 H	Georgia	3 0							
5 H	Florida	3 2	18 H	Missouri	3 0							

Non-Div. I Games:

Texas A&M

Average RPI Win:	95	WON-LOST RECORD	WINNING PCT. RANK	LAST 10 GAMES	STRENGTH OF SCHEDULE	OPP. STRENGTH OF SCHEDULE	TEAM RPI	ADJ RPI	CONF. RPI	ADJ CONF. RPI		
DIV. I ONLY		28- 6	.82353	16	6- 4	33	8	11	.67041	10	1	1
DIV. I NON-CONF.		13- 1	.92857	8	2- 1	82	68	18	.65069	18	1	1
<hr/>												
TOTALS	RPI 1-25	RPI 26-50		W-L RECORDS		RPI 51-100		RPI 101-150		RPI 150+		
28- 6	7- 4	4- 1		OVERALL		8- 1		2- 0		7- 0		
15- 2	5- 1	2- 1		HOME		5- 0		0- 0		3- 0		
9- 3	2- 2	2- 0		AWAY		2- 1		0- 0		3- 0		
4- 1	0- 1	0- 0		NEUTRAL		1- 0		2- 0		1- 0		
<hr/>												
13- 1	2- 1	1- 0		NON-CONFERENCE		2- 0		2- 0		6- 0		
7- 0	2- 0	1- 0		HOME		1- 0		0- 0		3- 0		
2- 0	0- 0	0- 0		AWAY		0- 0		0- 0		2- 0		
4- 1	0- 1	0- 0		NEUTRAL		1- 0		2- 0		1- 0		
<hr/>												
15- 5	5- 3	3- 1		CONFERENCE		6- 1		0- 0		1- 0		
8- 2	3- 1	1- 1		HOME		4- 0		0- 0		0- 0		
7- 3	2- 2	2- 0		AWAY		2- 1		0- 0		1- 0		
0- 0	0- 0	0- 0		NEUTRAL		0- 0		0- 0		0- 0		
<hr/>												
RPI S	Opponent	Score	RPI S	Opponent	Score	RPI S	Opponent	Score	RPI S	Opponent	Score	
1 A	Nebraska	0 3	31 A	Michigan	3 2	53 A	Northwestern	2 3	125 N	St. John's (NY)	3 0	
1 H	Nebraska	2 3	31 H	Michigan	1 3	53 H	Northwestern	3 0	130 N	Mississippi St.	3 0	
3 A	Minnesota	0 3	32 H	Purdue	3 0	66 H	Colorado	3 0	151 A	South Fla.	3 0	
3 H	Minnesota	3 2	38 A	Michigan St.	3 0	69 N	Auburn	3 0	198 A	Rutgers	3 0	
7 H	Wisconsin	3 0	39 H	Villanova	3 0	89 H	Indiana	3 0	214 A	Notre Dame	3 0	
13 H	Stanford	3 0				92 A	Iowa	3 0	222 H	Howard	3 0	
15 N	Hawaii	0 3				92 H	Iowa	3 0	233 H	Buffalo	3 0	
17 A	Ohio St.	3 0				97 A	Maryland	3 1	239 H	Stony Brook	3 0	
17 H	Ohio St.	3 1				97 H	Maryland	3 0	240 N	Eastern Ky.	3 0	
22 H	Dayton	3 1										
23 A	Illinois	3 1										
<hr/>												
LAST 10 GAMES												
15 N	Hawaii	0 3	97 H	Maryland	3 0							
22 H	Dayton	3 1	31 H	Michigan	1 3							
222 H	Howard	3 0	3 A	Minnesota	0 3							
1 A	Nebraska	0 3	92 A	Iowa	3 0							
53 H	Northwestern	3 0	198 A	Rutgers	3 0							

Non-Div. I Games:

Penn St.

Average RPI Win: 105		WON-LOST RECORD		WINNING PCT. RANK		LAST 10 GAMES		STRENGTH OF SCHEDULE		OPP. STRENGTH OF SCHEDULE		TEAM RPI		ADJ RPI		CONF. RPI		ADJ CONF. RPI					
DIV. I ONLY		28- 4		.875 10		9- 1		45		29		10		.66531 11		4		4					
DIV. I NON-CONF.		12- 2		.85714 21		2- 1		75		24		25		.64424 23		4		4					
TOTALS		RPI 1-25		RPI 26-50		W-L RECORDS		RPI 51-100		RPI 101-150		RPI 150+											
28- 4		2- 3		6- 1		OVERALL		8- 0		7- 0		5- 0											
14- 0		2- 0		3- 0		HOME		4- 0		4- 0		1- 0											
10- 3		0- 2		1- 1		AWAY		4- 0		3- 0		2- 0											
4- 1		0- 1		2- 0		NEUTRAL		0- 0		0- 0		2- 0											
12- 2		1- 2		3- 0		NON-CONFERENCE		2- 0		3- 0		3- 0											
5- 0		1- 0		1- 0		HOME		1- 0		2- 0		0- 0											
3- 1		0- 1		0- 0		AWAY		1- 0		1- 0		1- 0											
4- 1		0- 1		2- 0		NEUTRAL		0- 0		0- 0		2- 0											
16- 2		1- 1		3- 1		CONFERENCE		6- 0		4- 0		2- 0											
9- 0		1- 0		2- 0		HOME		3- 0		2- 0		1- 0											
7- 2		0- 1		1- 1		AWAY		3- 0		2- 0		1- 0											
0- 0		0- 0		0- 0		NEUTRAL		0- 0		0- 0		0- 0											
RPI	S	Opponent		Score		RPI	S	Opponent		Score		RPI	S	Opponent		Score							
1	N	Nebraska		0	3	27	N	North Carolina		3	1	56	H	Idaho St.		3	2	117	A	Portland	3	1	
4	A	Southern California		0	3	29	A	San Diego		3	0	68	A	Pacific		3	2	117	H	Portland	3	0	
16	H	Western Ky.		3	0	29	H	San Diego		3	0	68	H	Pacific		3	0	118	A	San Francisco	3	1	
19	A	Loyola Marymount		2	3	32	N	Purdue		3	0	70	A	Saint Louis		3	0	118	H	San Francisco	3	0	
19	H	Loyola Marymount		3	1	37	A	Santa Clara		1	3	79	A	Pepperdine		3	0	133	A	Utah	3	0	
						37	H	Santa Clara		3	1	79	H	Pepperdine		3	1	148	H	Oregon St.	3	0	
						49	H	Ohio		3	1	90	A	Gonzaga		3	2	148	H	Oregon St.	3	1	
												90	H	Gonzaga		3	0	191	A	St. Mary's (CA)	3	0	
																		191	H	St. Mary's (CA)	3	0	
																		197	A	Utah Valley	3	0	
																		308	N	Chicago St.	3	0	
																		326	N	Ark.-Pine Bluff	3	0	
LAST 10 GAMES																							
						1	N	Nebraska		0	3	37	H	Santa Clara		3	1						
						16	H	Western Ky.		3	0	90	A	Gonzaga		3	2						
						49	H	Ohio		3	1	117	A	Portland		3	1						
						79	H	Pepperdine		3	1	68	H	Pacific		3	0						
						118	H	San Francisco		3	0	191	H	St. Mary's (CA)		3	0						

Non-Div. I Games:

BYU

Average RPI Win:	82	WON-LOST RECORD	WINNING PCT. RANK	LAST 10 GAMES	STRENGTH OF SCHEDULE	OPP. STRENGTH OF SCHEDULE	TEAM RPI	ADJ RPI	CONF. RPI	ADJ CONF. RPI		
DIV. I ONLY		25- 8	.75758	37	6- 4	14	15	12	.66507	12	3	3
DIV. I NON-CONF.		11- 2	.84615	24	2- 1	6	16	4	.70761	4	2	2
<hr/>												
TOTALS	RPI 1-25	RPI 26-50		W-L RECORDS		RPI 51-100		RPI 101-150		RPI 150+		
25- 8	2- 6	8- 2		OVERALL		6- 0		7- 0		2- 0		
9- 5	0- 4	3- 1		HOME		3- 0		3- 0		0- 0		
12- 3	2- 2	3- 1		AWAY		1- 0		4- 0		2- 0		
4- 0	0- 0	2- 0		NEUTRAL		2- 0		0- 0		0- 0		
<hr/>												
11- 2	1- 2	4- 0		NON-CONFERENCE		4- 0		1- 0		1- 0		
3- 1	0- 1	1- 0		HOME		2- 0		0- 0		0- 0		
4- 1	1- 1	1- 0		AWAY		0- 0		1- 0		1- 0		
4- 0	0- 0	2- 0		NEUTRAL		2- 0		0- 0		0- 0		
<hr/>												
14- 6	1- 4	4- 2		CONFERENCE		2- 0		6- 0		1- 0		
6- 4	0- 3	2- 1		HOME		1- 0		3- 0		0- 0		
8- 2	1- 1	2- 1		AWAY		1- 0		3- 0		1- 0		
0- 0	0- 0	0- 0		NEUTRAL		0- 0		0- 0		0- 0		
<hr/>												
RPI S	Opponent	Score		RPI S	Opponent	Score		RPI S	Opponent	Score		
2 A	Texas	1	3	29 N	San Diego	3	1	51 H	Lipscomb	3	0	
4 A	Southern California	3	2	31 H	Michigan	3	2	59 H	Virginia	3	0	
4 H	Southern California	0	3	34 N	SMU	3	0	60 N	American	3	0	
8 A	Washington	1	3	40 A	Arizona St.	3	2	66 A	Colorado	3	0	
8 H	Washington	0	3	40 H	Arizona St.	3	0	66 H	Colorado	3	0	
13 H	Stanford	2	3	44 A	Oregon	3	1	92 N	Iowa	3	0	
15 A	Hawaii	3	1	44 H	Oregon	2	3					
19 H	Loyola Marymount	0	3	48 A	Long Beach St.	3	1					
				50 A	Arizona	2	3					
				50 H	Arizona	3	0					
<hr/>												
LAST 10 GAMES												
2 A	Texas	1	3	50 A	Arizona	2	3					
31 H	Michigan	3	2	40 A	Arizona St.	3	2					
51 H	Lipscomb	3	0	148 H	Oregon St.	3	1					
13 H	Stanford	2	3	44 H	Oregon	2	3					
4 A	Southern California	3	2	133 H	Utah	3	1					

Non-Div. I Games:

UCLA

Average RPI Win:		83	WON-LOST RECORD		WINNING PCT. RANK		LAST 10 GAMES		STRENGTH OF SCHEDULE		OPP. STRENGTH OF SCHEDULE		TEAM RPI		ADJ RPI		CONF. RPI		ADJ CONF. RPI					
DIV. I ONLY			23- 7		.76667		33		8- 2		27		5		18		.65588		13		3		3	
DIV. I NON-CONF.			7- 3		.7		78		1- 1		10		1		12		.67065		11		2		2	
TOTALS		RPI 1-25		RPI 26-50		W-L RECORDS		RPI 51-100		RPI 101-150		RPI 150+												
23- 7		5- 4		5- 2		OVERALL		4- 1		6- 0		3- 0												
14- 2		3- 2		3- 0		HOME		3- 0		3- 0		2- 0												
8- 5		1- 2		2- 2		AWAY		1- 1		3- 0		1- 0												
1- 0		1- 0		0- 0		NEUTRAL		0- 0		0- 0		0- 0												
7- 3		3- 2		0- 1		NON-CONFERENCE		3- 0		0- 0		1- 0												
5- 1		2- 1		0- 0		HOME		2- 0		0- 0		1- 0												
1- 2		0- 1		0- 1		AWAY		1- 0		0- 0		0- 0												
1- 0		1- 0		0- 0		NEUTRAL		0- 0		0- 0		0- 0												
16- 4		2- 2		5- 1		CONFERENCE		1- 1		6- 0		2- 0												
9- 1		1- 1		3- 0		HOME		1- 0		3- 0		1- 0												
7- 3		1- 1		2- 1		AWAY		0- 1		3- 0		1- 0												
0- 0		0- 0		0- 0		NEUTRAL		0- 0		0- 0		0- 0												
RPI	S	Opponent		Score		RPI	S	Opponent		Score		RPI	S	Opponent		Score								
3	H	Minnesota		3	0	27	A	North Carolina		0	3	62	H	New Mexico St.		3	0							
4	H	Southern California		2	3	40	A	Arizona St.		1	3	66	A	Colorado		1	3							
8	A	Washington		1	3	40	H	Arizona St.		3	0	66	H	Colorado		3	1							
8	H	Washington		3	2	44	A	Oregon		3	0	68	H	Pacific		3	0							
9	H	Texas A&M		3	0	44	H	Oregon		3	1	76	A	Duke		3	2							
10	A	Penn St.		0	3	50	A	Arizona		3	2													
12	A	UCLA		3	2	50	H	Arizona		3	1													
19	H	Loyola Marymount		0	3																			
23	N	Illinois		3	1																			
LAST 10 GAMES																								
19 H Loyola Marymount						0	3	66 H Colorado						3	1									
62 H New Mexico St.						3	0	114 A Washington St.						3	1									
12 A UCLA						3	2	8 A Washington						1	3									
182 H California						3	1	148 A Oregon St.						3	0									
133 H Utah						3	0	44 A Oregon						3	0									

Non-Div. I Games:

Stanford

Average RPI Win:	114	WON-LOST RECORD	WINNING PCT. RANK	LAST 10 GAMES	STRENGTH OF SCHEDULE	OPP. STRENGTH OF SCHEDULE	TEAM RPI	ADJ RPI	CONF. RPI	ADJ CONF. RPI		
DIV. I ONLY		27- 9	.75	40	9- 1	12	52	14	.65305	14	7	7
DIV. I NON-CONF.		8- 8	.5	160	2- 1	2	7	27	.63252	28	7	7
<hr/>												
TOTALS	RPI 1-25	RPI 26-50		W-L RECORDS		RPI 51-100		RPI 101-150		RPI 150+		
27- 9	1- 6	6- 1		OVERALL		6- 2		8- 0		6- 0		
15- 3	0- 2	4- 0		HOME		4- 1		4- 0		3- 0		
9- 3	0- 1	2- 1		AWAY		1- 1		3- 0		3- 0		
3- 3	1- 3	0- 0		NEUTRAL		1- 0		1- 0		0- 0		
<hr/>												
8- 8	1- 6	1- 0		NON-CONFERENCE		4- 2		2- 0		0- 0		
4- 3	0- 2	0- 0		HOME		3- 1		1- 0		0- 0		
1- 2	0- 1	1- 0		AWAY		0- 1		0- 0		0- 0		
3- 3	1- 3	0- 0		NEUTRAL		1- 0		1- 0		0- 0		
<hr/>												
19- 1	0- 0	5- 1		CONFERENCE		2- 0		6- 0		6- 0		
11- 0	0- 0	4- 0		HOME		1- 0		3- 0		3- 0		
8- 1	0- 0	1- 1		AWAY		1- 0		3- 0		3- 0		
0- 0	0- 0	0- 0		NEUTRAL		0- 0		0- 0		0- 0		
<hr/>												
RPI S	Opponent	Score		RPI S	Opponent	Score		RPI S	Opponent	Score		
1 H	Nebraska	0	3	27 A	North Carolina	3	1	51 H	Lipscomb	3	0	
4 N	Southern California	0	3	36 A	Marquette	3	0	54 A	UNI	1	3	
4 N	Southern California	1	3	36 H	Marquette	3	2	55 H	Kansas St.	3	2	
7 H	Wisconsin	0	3	36 H	Marquette	3	0	61 H	Arkansas	3	0	
21 N	Louisville	2	3	39 A	Villanova	2	3	65 A	Xavier	3	1	
23 A	Illinois	0	3	39 H	Villanova	3	1	65 H	Xavier	3	0	
24 N	Kentucky	3	0	39 H	Villanova	3	0	68 H	Pacific	1	3	
								84 N	Coastal Caro.	3	1	

Non-Div. I Games:

Creighton

Average RPI Win:		137	WON-LOST RECORD		WINNING PCT. RANK		LAST 10 GAMES		STRENGTH OF SCHEDULE		OPP. STRENGTH OF SCHEDULE		TEAM RPI	ADJ RPI		CONF. RPI	ADJ CONF. RPI	
DIV. I ONLY			29- 2	.93548	1	9- 1			99	60	17	.65169	15	14	13			
DIV. I NON-CONF.			13- 2	.86667	17	3- 1			32	6	9	.68411	8	9	9			
TOTALS		RPI 1-25		RPI 26-50		W-L RECORDS		RPI 51-100		RPI 101-150		RPI 150+						
29- 2		3- 2		3- 0		OVERALL		3- 0		10- 0		10- 0						
18- 1		1- 1		2- 0		HOME		2- 0		7- 0		6- 0						
9- 0		1- 0		1- 0		AWAY		0- 0		3- 0		4- 0						
2- 1		1- 1		0- 0		NEUTRAL		1- 0		0- 0		0- 0						
13- 2		3- 2		1- 0		NON-CONFERENCE		3- 0		4- 0		2- 0						
10- 1		1- 1		1- 0		HOME		2- 0		4- 0		2- 0						
1- 0		1- 0		0- 0		AWAY		0- 0		0- 0		0- 0						
2- 1		1- 1		0- 0		NEUTRAL		1- 0		0- 0		0- 0						
16- 0		0- 0		2- 0		CONFERENCE		0- 0		6- 0		8- 0						
8- 0		0- 0		1- 0		HOME		0- 0		3- 0		4- 0						
8- 0		0- 0		1- 0		AWAY		0- 0		3- 0		4- 0						
0- 0		0- 0		0- 0		NEUTRAL		0- 0		0- 0		0- 0						
RPI	S	Opponent		Score		RPI	S	Opponent		Score		RPI	S	Opponent		Score		
3	N	Minnesota		1	3	30	H	Wichita St.		3	1	52	N	TCU		3	2	
5	H	Florida		3	2	48	A	Long Beach St.		3	1	60	H	American		3	0	
9	A	Texas A&M		3	0	48	H	Long Beach St.		3	2	92	H	Iowa		3	1	
10	N	Penn St.		3	0													
12	H	UCLA		1	3													

Non-Div. I Games:

Hawaii

Average RPI Win:	134	WON-LOST RECORD	WINNING PCT. RANK	LAST 10 GAMES	STRENGTH OF SCHEDULE	OPP. STRENGTH OF SCHEDULE	TEAM RPI	ADJ RPI	CONF. RPI	ADJ CONF. RPI		
Average RPI Loss:	36											
DIV. I ONLY		32- 4	.88889	8	9- 1	51	79	13	.65142	16	11	11
DIV. I NON-CONF.		14- 3	.82353	34	1- 1	35	33	17	.65889	14	12	12
<hr/>												
TOTALS	RPI 1-25	RPI 26-50		W-L RECORDS		RPI 51-100		RPI 101-150		RPI 150+		
32- 4	1- 2	2- 1		OVERALL		13- 1		1- 0		15- 0		
12- 1	0- 0	0- 1		HOME		5- 0		1- 0		6- 0		
12- 2	1- 1	1- 0		AWAY		4- 1		0- 0		6- 0		
8- 1	0- 1	1- 0		NEUTRAL		4- 0		0- 0		3- 0		
<hr/>												
14- 3	1- 2	2- 1		NON-CONFERENCE		7- 0		0- 0		4- 0		
3- 1	0- 0	0- 1		HOME		2- 0		0- 0		1- 0		
5- 1	1- 1	1- 0		AWAY		2- 0		0- 0		1- 0		
6- 1	0- 1	1- 0		NEUTRAL		3- 0		0- 0		2- 0		
<hr/>												
18- 1	0- 0	0- 0		CONFERENCE		6- 1		1- 0		11- 0		
9- 0	0- 0	0- 0		HOME		3- 0		1- 0		5- 0		
7- 1	0- 0	0- 0		AWAY		2- 1		0- 0		5- 0		
2- 0	0- 0	0- 0		NEUTRAL		1- 0		0- 0		1- 0		
<hr/>												
RPI S	Opponent	Score		RPI S	Opponent	Score		RPI S	Opponent	Score		
7 A	Wisconsin	3	1	35 H	Missouri St.	2	3	51 A	Lipscomb	3	0	
11 A	BYU	0	3	41 A	Southern Ill.	3	1	53 H	Northwestern	3	0	
22 N	Dayton	0	3	50 N	Arizona	3	0	54 N	UNI	3	1	
								64 H	UTSA	3	1	
								64 H	UTSA	3	1	
								74 A	Rice	2	3	
								81 H	Furman	3	0	
								87 N	Col. of Charleston	3	0	
								88 A	North Texas	3	2	
								88 N	North Texas	3	0	
								91 A	Fla. Atlantic	3	0	
								91 H	Fla. Atlantic	3	0	
								93 N	Alabama	3	0	
								94 A	Northern Ill.	3	2	
		</										

Non-Div. I Games:

Western Ky.

Average RPI Win:	93	WON-LOST RECORD	WINNING PCT. RANK	LAST 10 GAMES	STRENGTH OF SCHEDULE	OPP. STRENGTH OF SCHEDULE	TEAM RPI	ADJ RPI	CONF. RPI	ADJ CONF. RPI		
DIV. I ONLY		25- 10	.71429	52	6- 4	13	17	19	.65113	17	1	1
DIV. I NON-CONF.		13- 2	.86667	17	2- 1	20	92	8	.67752	9	1	1
<hr/>												
TOTALS	RPI 1-25	RPI 26-50		W-L RECORDS		RPI 51-100		RPI 101-150		RPI 150+		
25- 10	4- 6	5- 3		OVERALL		8- 1		1- 0		7- 0		
12- 3	3- 2	3- 1		HOME		4- 0		0- 0		2- 0		
7- 6	1- 3	1- 2		AWAY		3- 1		0- 0		2- 0		
6- 1	0- 1	1- 0		NEUTRAL		1- 0		1- 0		3- 0		
13- 2	0- 1	3- 1		NON-CONFERENCE		4- 0		1- 0		5- 0		
5- 0	0- 0	2- 0		HOME		2- 0		0- 0		1- 0		
2- 1	0- 0	0- 1		AWAY		1- 0		0- 0		1- 0		
6- 1	0- 1	1- 0		NEUTRAL		1- 0		1- 0		3- 0		
12- 8	4- 5	2- 2		CONFERENCE		4- 1		0- 0		2- 0		
7- 3	3- 2	1- 1		HOME		2- 0		0- 0		1- 0		
5- 5	1- 3	1- 1		AWAY		2- 1		0- 0		1- 0		
0- 0	0- 0	0- 0		NEUTRAL		0- 0		0- 0		0- 0		
RPI S	Opponent	Score	RPI S	Opponent	Score	RPI S	Opponent	Score	RPI S	Opponent	Score	
1 H	Nebraska	3 2	28 H	Florida St.	3 2	53 A	Northwestern	3 0	147 N	Butler	3 0	
3 A	Minnesota	2 3	28 H	Florida St.	3 1	57 N	Syracuse	3 1	164 N	Western Mich.	3 0	
3 H	Minnesota	2 3	31 A	Michigan	3 1	60 H	American	3 0	176 A	LIU Brooklyn	3 0	
7 A	Wisconsin	0 3	31 H	Michigan	0 3	89 H	Indiana	3 1	187 N	South Dakota	3 0	
7 H	Wisconsin	3 2	32 H	Purdue	3 2	92 A	Iowa	3 1	198 A	Rutgers	3 0	
8 N	Washington	2 3	38 A	Michigan St.	0 3	92 H	Iowa	3 1	198 H	Rutgers	3 0	
10 A	Penn St.	1 3	42 A	Wyoming	1 3	94 H	Northern Ill.	3 0	202 N	Eastern Ill.	3 0	
10 H	Penn St.	0 3	50 N	Arizona	3 1	97 A	Maryland	0 3	203 H	Robert Morris	3 0	
23 A	Illinois	3 1				99 A	Oakland	3 1				
23 H	Illinois	3 1										
<hr/>												
LAST 10 GAMES												
8 N	Washington	2 3	7 A	Wisconsin	0 3							
60 H	American	3 0	92 A	Iowa	3 1							
203 H	Robert Morris	3 0	31 H	Michigan	0 3							
198 H	Rutgers	3 0	23 H	Illinois	3 1							
3 A	Minnesota	2 3	198 A	Rutgers	3 0							

Non-Div. I Games:

Ohio St.

Average RPI Win: 117		WON-LOST RECORD	WINNING PCT. RANK	LAST 10 GAMES	STRENGTH OF SCHEDULE	OPP. STRENGTH OF SCHEDULE	TEAM RPI	ADJ RPI	CONF. RPI	ADJ CONF. RPI	
Average RPI Loss: 32											
DIV. I ONLY		27- 6	.81818 18	7- 3	35	43	15	.64866 18	5	5	
DIV. I NON-CONF.		13- 2	.86667 17	1- 1	46	61	16	.65684 17	5	5	
TOTALS		RPI 1-25	RPI 26-50	W-L RECORDS	RPI 51-100	RPI 101-150	RPI 150+				
27- 6	3- 4	2- 0	OVERALL	8- 2	6- 0	8- 0					
10- 1	1- 1	0- 0	HOME	4- 0	3- 0	2- 0					
10- 5	1- 3	0- 0	AWAY	3- 2	3- 0	3- 0					
7- 0	1- 0	2- 0	NEUTRAL	1- 0	0- 0	3- 0					
13- 2	1- 1	2- 0	NON-CONFERENCE	3- 1	2- 0	5- 0					
2- 0	0- 0	0- 0	HOME	1- 0	1- 0	0- 0					
4- 2	0- 1	0- 0	AWAY	1- 1	1- 0	2- 0					
7- 0	1- 0	2- 0	NEUTRAL	1- 0	0- 0	3- 0					
14- 4	2- 3	0- 0	CONFERENCE	5- 1	4- 0	3- 0					
8- 1	1- 1	0- 0	HOME	3- 0	2- 0	2- 0					
6- 3	1- 2	0- 0	AWAY	2- 1	2- 0	1- 0					
0- 0	0- 0	0- 0	NEUTRAL	0- 0	0- 0	0- 0					
RPI S	Opponent	Score	RPI S	Opponent	Score	RPI S	Opponent	Score	RPI S	Opponent	Score
5 A	Florida	0 3	35 N	Missouri St.	3 1	61 A	Arkansas	3 0	110 H	Tennessee	3 1
5 H	Florida	3 2	41 N	Southern Ill.	3 1	69 H	Auburn	3 2	124 H	North Dakota St.	3 2
6 A	Kansas	0 3				70 A	Saint Louis	0 3	130 A	Mississippi St.	3 1
9 A	Texas A&M	0 3				80 A	Appalachian St.	3 2	130 H	Mississippi St.	3 1
9 H	Texas A&M	2 3				88 H	North Texas	3 0	132 A	LSU	3 0
20 N	Arkansas St.	3 2				93 A	Alabama	2 3	147 A	Butler	3 1
24 A	Kentucky	3 2				93 H	Alabama	3 2	151 A	South Fla.	3 1
						95 A	Ole Miss	3 1	153 H	South Carolina	3 0
						95 H	Ole Miss	3 1	167 N	Liberty	3 1
						96 N	FGCU	3 0	206 N	Charlotte	3 1
									220 A	Georgia	3 0
									220 H	Georgia	3 0
									227 N	Youngstown St.	3 0
									236 A	Winthrop	3 0
LAST 10 GAMES											
6 A	Kansas	0 3	61 A	Arkansas	3 0						
35 N	Missouri St.	3 1	24 A	Kentucky	3 2						
153 H	South Carolina	3 0	220 H	Georgia	3 0						
9 H	Texas A&M	2 3	132 A	LSU	3 0						
95 A	Ole Miss	3 1	9 A	Texas A&M	0 3						

Non-Div. I Games:

Missouri

Average RPI Win:	154	WON-LOST RECORD	WINNING PCT. RANK	LAST 10 GAMES		STRENGTH OF SCHEDULE	OPP. STRENGTH OF SCHEDULE	TEAM RPI	ADJ RPI	CONF. RPI	ADJ CONF. RPI			
DIV. I ONLY		28- 2	.93333	2	9- 1	83	104	16	.64017	20	15	15		
DIV. I NON-CONF.		9- 2	.81818	36	0- 1	49	54	24	.63938	25	17	16		
<hr/>														
TOTALS	RPI 1-25		RPI 26-50		W-L RECORDS		RPI 51-100		RPI 101-150		RPI 150+			
28- 2	0- 1		2- 1		OVERALL		5- 0		6- 0		15- 0			
8- 0	0- 0		0- 0		HOME		1- 0		3- 0		4- 0			
13- 0	0- 0		1- 0		AWAY		1- 0		2- 0		9- 0			
7- 2	0- 1		1- 1		NEUTRAL		3- 0		1- 0		2- 0			
9- 2	0- 1		2- 1		NON-CONFERENCE		2- 0		1- 0		4- 0			
0- 0	0- 0		0- 0		HOME		0- 0		0- 0		0- 0			
4- 0	0- 0		1- 0		AWAY		0- 0		1- 0		2- 0			
5- 2	0- 1		1- 1		NEUTRAL		2- 0		0- 0		2- 0			
19- 0	0- 0		0- 0		CONFERENCE		3- 0		5- 0		11- 0			
8- 0	0- 0		0- 0		HOME		1- 0		3- 0		4- 0			
9- 0	0- 0		0- 0		AWAY		1- 0		1- 0		7- 0			
2- 0	0- 0		0- 0		NEUTRAL		1- 0		1- 0		0- 0			
<hr/>														
RPI	S	Opponent	Score		RPI	S	Opponent	Score		RPI	S	Opponent	Score	
18	N	Missouri	2	3	35	A	Missouri St.	3	2	70	N	Saint Louis	3	0
					38	N	Michigan St.	0	3	80	A	Appalachian St.	3	1
					41	N	Southern Ill.	3	0	80	H	Appalachian St.	3	0
										80	N	Appalachian St.	3	2
										96	N	FGCU	3	1
											</			

Non-Div. I Games:

Arkansas St.

Average RPI Win:	115	WON-LOST RECORD	WINNING PCT. RANK	LAST 10 GAMES	STRENGTH OF SCHEDULE	OPP. STRENGTH OF SCHEDULE	TEAM RPI	ADJ RPI	CONF. RPI	ADJ CONF. RPI		
DIV. I ONLY		25- 7	.78125	28	8- 2	42	41	22	.63806	21	6	6
DIV. I NON-CONF.		7- 5	.58333	135	1- 1	19	10	35	.62139	34	6	6
<hr/>												
TOTALS	RPI 1-25	RPI 26-50		W-L RECORDS		RPI 51-100		RPI 101-150		RPI 150+		
25- 7	1- 5	5- 1		OVERALL		5- 1		5- 0		9- 0		
14- 3	0- 3	3- 0		HOME		3- 0		3- 0		5- 0		
9- 4	0- 2	2- 1		AWAY		2- 1		1- 0		4- 0		
2- 0	1- 0	0- 0		NEUTRAL		0- 0		1- 0		0- 0		
7- 5	1- 5	1- 0		NON-CONFERENCE		1- 0		3- 0		1- 0		
4- 3	0- 3	1- 0		HOME		0- 0		2- 0		1- 0		
1- 2	0- 2	0- 0		AWAY		1- 0		0- 0		0- 0		
2- 0	1- 0	0- 0		NEUTRAL		0- 0		1- 0		0- 0		
18- 2	0- 0	4- 1		CONFERENCE		4- 1		2- 0		8- 0		
10- 0	0- 0	2- 0		HOME		3- 0		1- 0		4- 0		
8- 2	0- 0	2- 1		AWAY		1- 1		1- 0		4- 0		
0- 0	0- 0	0- 0		NEUTRAL		0- 0		0- 0		0- 0		
RPI S	Opponent	Score	RPI S	Opponent	Score	RPI S	Opponent	Score	RPI S	Opponent	Score	
3 H	Minnesota	2 3	27 A	North Carolina	1 3	57 A	Syracuse	0 3	111 A	Georgia Tech	3 0	
7 H	Wisconsin	1 3	28 A	Florida St.	3 2	57 H	Syracuse	3 1	111 H	Georgia Tech	3 0	
14 N	Creighton	3 2	44 A	Miami (FL)	3 1	59 A	Virginia	3 0	112 N	Miami (OH)	3 1	
23 A	Illinois	0 3	44 H	Miami (FL)	3 1	76 H	Duke	3 0	133 H	Utah	3 0	
23 H	Illinois	1 3	46 H	Pittsburgh	3 2	82 H	Virginia Tech	3 0	142 H	Seton Hall	3 0	
24 A	Kentucky	1 3	49 H	Ohio	3 2	86 A	Cincinnati	3 1	154 A	North Carolina St.	3 0	
									166 H	Belmont	3 1	
									171 A	Boston College	3 1	
									171 H	Boston College	3 0	
									177 H	Wake Forest	3 0	
									210 A	Clemson	3 0	
									210 H	Clemson	3 0	
									214 A	Notre Dame	3 0	
									214 H	Notre Dame	3 0	
LAST 10 GAMES												
23 H	Illinois	1 3	210 H	Clemson	3 0							
166 H	Belmont	3 1	28 A	Florida St.	3 2							
57 A	Syracuse	0 3	44 A	Miami (FL)	3 1							
171 A	Boston College	3 1	82 H	Virginia Tech	3 0							
111 H	Georgia Tech	3 0	46 H	Pittsburgh	3 2							

Non-Div. I Games:

Louisville

Average RPI Win: 147		WON-LOST RECORD		WINNING PCT. RANK		LAST 10 GAMES		STRENGTH OF SCHEDULE		OPP. STRENGTH OF SCHEDULE		TEAM RPI		ADJ RPI		CONF. RPI		ADJ CONF. RPI					
DIV. I ONLY		27- 6		.81818 18		9- 1		36		99		20		.6368 22		17		16					
DIV. I NON-CONF.		11- 6		.64706 105		2- 1		31		56		39		.61613 37		18		18					
TOTALS		RPI 1-25		RPI 26-50		W-L RECORDS		RPI 51-100		RPI 101-150		RPI 150+											
27- 6		1- 1		2- 4		OVERALL		6- 0		6- 1		12- 0											
13- 1		0- 0		0- 1		HOME		3- 0		3- 0		7- 0											
9- 3		0- 1		1- 2		AWAY		2- 0		2- 0		4- 0											
5- 2		1- 0		1- 1		NEUTRAL		1- 0		1- 1		1- 0											
11- 6		1- 1		2- 4		NON-CONFERENCE		3- 0		1- 1		4- 0											
6- 1		0- 0		0- 1		HOME		2- 0		1- 0		3- 0											
2- 3		0- 1		1- 2		AWAY		1- 0		0- 0		0- 0											
3- 2		1- 0		1- 1		NEUTRAL		0- 0		0- 1		1- 0											
16- 0		0- 0		0- 0		CONFERENCE		3- 0		5- 0		8- 0											
7- 0		0- 0		0- 0		HOME		1- 0		2- 0		4- 0											
7- 0		0- 0		0- 0		AWAY		1- 0		2- 0		4- 0											
2- 0		0- 0		0- 0		NEUTRAL		1- 0		1- 0		0- 0											
RPI	S	Opponent		Score		RPI	S	Opponent		Score		RPI	S	Opponent		Score							
10	A	Penn St.		1	3	26	A	Iowa St.		1	3	62	H	Cleveland St.		3	0	101	A	Rhode Island	3	2	
16	N	Western Ky.		3	0	36	N	Marquette		0	3	65	A	Xavier		3	2	101	H	Rhode Island	3	2	
						39	N	Villanova		3	1	70	A	Saint Louis		3	1	104	A	George Washington	3	0	
						41	A	Southern Ill.		1	3	70	H	Saint Louis		3	1	104	H	George Washington	3	2	
						47	H	Baylor		2	3	70	N	Saint Louis		3	0	104	N	George Washington	3	2	
						49	A	Ohio		3	0	73	H	Illinois St.		3	1	131	H	Jacksonville	3	0	
																		139	N	North Dakota	2	3	
																		175	A	Duquesne	3	1	
																		184	H	VCU	3	1	
																		196	H	Eastern Mich.	3	0	
																		202	H	Eastern Ill.	3	1	
																		225	A	George Mason	3	0	
																		225	H	George Mason	3	0	
																		240	H	Eastern Ky.	3	0	
																		243	H	Davidson	3	0	
																		270	N	UT Martin	3	0	
																		282	A	Fordham	3	0	
																		282	H	Fordham	3	0	
																		299	A	La Salle	3	0	
						LAST 10 GAMES																	
						10	A	Penn St.		1	3	70	A	Saint Louis		3	1						
						39	N	Villanova		3	1	225	H	George Mason		3	0						
						49	A	Ohio		3	0	104	H	George Washington		3	2						
						70	N	Saint Louis		3	0	282	A	Fordham		3	0						
						104	N	George Washington		3	2	101	A	Rhode Island		3	2						

Non-Div. I Games:

Dayton

Average RPI Win:		95	WON-LOST RECORD		WINNING PCT. RANK		LAST 10 GAMES		STRENGTH OF SCHEDULE		OPP. STRENGTH OF SCHEDULE		TEAM RPI		ADJ RPI		CONF. RPI		ADJ CONF. RPI					
DIV. I ONLY			21- 13		.61765		97		5- 5		10		4		29		.63394		23		1		1	
DIV. I NON-CONF.			11- 2		.84615		24		2- 0		22		42		7		.68901		7		1		1	
TOTALS		RPI 1-25		RPI 26-50				W-L RECORDS				RPI 51-100				RPI 101-150				RPI 150+				
21- 13		4- 10		4- 3				OVERALL				7- 0				1- 0				5- 0				
9- 4		2- 4		2- 0				HOME				3- 0				1- 0				1- 0				
6- 7		1- 4		1- 3				AWAY				3- 0				0- 0				1- 0				
6- 2		1- 2		1- 0				NEUTRAL				1- 0				0- 0				3- 0				
11- 2		4- 1		2- 1				NON-CONFERENCE				1- 0				1- 0				3- 0				
3- 0		2- 0		0- 0				HOME				0- 0				1- 0				0- 0				
2- 1		1- 0		1- 1				AWAY				0- 0				0- 0				0- 0				
6- 1		1- 1		1- 0				NEUTRAL				1- 0				0- 0				3- 0				
10- 11		0- 9		2- 2				CONFERENCE				6- 0				0- 0				2- 0				
6- 4		0- 4		2- 0				HOME				3- 0				0- 0				1- 0				
4- 6		0- 4		0- 2				AWAY				3- 0				0- 0				1- 0				
0- 1		0- 1		0- 0				NEUTRAL				0- 0				0- 0				0- 0				
RPI	S	Opponent		Score		RPI	S	Opponent		Score		RPI	S	Opponent		Score		RPI	S	Opponent		Score		
1	A	Nebraska		0 3		30	A	Wichita St.		3 0		53	A	Northwestern		3 2		112	H	Miami (OH)		3 0		
1	H	Nebraska		0 3		31	A	Michigan		1 3		53	H	Northwestern		3 1		157	N	UNLV		3 1		
3	A	Minnesota		2 3		31	H	Michigan		3 0		66	N	Colorado		3 0		198	A	Rutgers		3 0		
3	N	Minnesota		0 3		32	A	Purdue		2 3		89	A	Indiana		3 0		198	H	Rutgers		3 0		
7	A	Wisconsin		1 3		38	H	Michigan St.		3 1		89	H	Indiana		3 0		276	N	South Dakota St.		3 0		
7	H	Wisconsin		2 3		40	A	Arizona St.		2 3		92	H	Iowa		3 0		301	N	Texas Southern		3 0		
10	H	Penn St.		1 3		41	N	Southern Ill.		3 0		97	A	Maryland		3 0								
13	N	Stanford		1 3																				
14	H	Creighton		3 0																				
17	A	Ohio St.		1 3																				
17	H	Ohio St.		1 3																				
21	A	Louisville		3 1																				
21	H	Louisville		3 0																				
24	N	Kentucky		3 0																				
						LAST 10 GAMES																		
						3	N	Minnesota		0 3		89	H	Indiana		3 0								
						21	A	Louisville		3 1		7	H	Wisconsin		2 3								
						41	N	Southern Ill.		3 0		198	H	Rutgers		3 0								
						31	A	Michigan		1 3		17	A	Ohio St.		1 3								
						1	A	Nebraska		0 3		53	H	Northwestern		3 1								

Non-Div. I Games:

Illinois

Average RPI Win:	99	WON-LOST	WINNING	LAST 10	STRENGTH OF	OPP. STRENGTH	TEAM	ADJ	CONF.	ADJ CONF.		
Average RPI Loss:	22	RECORD	PCT. RANK	GAMES	SCHEDULE	OF SCHEDULE	RPI	RPI	RPI	RPI		
DIV. I ONLY		21- 10	.67742	67		15	21	23	.63332	24	5	5
DIV. I NON-CONF.		7- 6	.53846	151		5	17	30	.62985	29	5	5
<hr/>												
TOTALS	RPI 1-25	RPI 26-50		W-L RECORDS		RPI 51-100		RPI 101-150		RPI 150+		
21- 10	2- 7	1- 2		OVERALL		9- 1		6- 0		3- 0		
10- 4	1- 3	1- 1		HOME		3- 0		4- 0		1- 0		
10- 2	1- 1	0- 1		AWAY		5- 0		2- 0		2- 0		
1- 4	0- 3	0- 0		NEUTRAL		1- 1		0- 0		0- 0		
7- 6	1- 3	1- 2		NON-CONFERENCE		3- 1		2- 0		0- 0		
4- 1	1- 0	1- 1		HOME		0- 0		2- 0		0- 0		
2- 1	0- 0	0- 1		AWAY		2- 0		0- 0		0- 0		
1- 4	0- 3	0- 0		NEUTRAL		1- 1		0- 0		0- 0		
14- 4	1- 4	0- 0		CONFERENCE		6- 0		4- 0		3- 0		
6- 3	0- 3	0- 0		HOME		3- 0		2- 0		1- 0		
8- 1	1- 1	0- 0		AWAY		3- 0		2- 0		2- 0		
0- 0	0- 0	0- 0		NEUTRAL		0- 0		0- 0		0- 0		
RPI S	Opponent	Score		RPI S	Opponent	Score		RPI S	Opponent	Score		
4 N	Southern California	0	3	30 A	Wichita St.	2	3	54 A	UNI	3	1	
5 A	Florida	3	1	38 H	Michigan St.	3	2	60 N	American	0	3	
5 H	Florida	1	3	49 H	Ohio	1	3	61 H	Arkansas	3	0	
9 A	Texas A&M	0	3					65 A	Xavier	3	1	
9 H	Texas A&M	1	3					69 A	Auburn	3	2	
14 N	Creighton	0	3					69 H	Auburn	3	2	
18 H	Missouri	2	3					93 A	Alabama	3	0	
21 H	Louisville	3	1					93 H	Alabama	3	1	
23 N	Illinois	0	3					94 N	Northern Ill.	3	0	
								95 A	Ole Miss	3	0	
<hr/>												
LAST 10 GAMES												
60 N	American	0	3	18 H	Missouri	2	3					
69 H	Auburn	3	2	110 A	Tennessee	3	0					
220 H	Georgia	3	0	220 A	Georgia	3	0					
132 A	LSU	3	0	132 H	LSU	3	1					
9 A	Texas A&M	0	3	9 H	Texas A&M	1	3					

Non-Div. I Games:

Kentucky

Average RPI Win:	150	WON-LOST RECORD	WINNING PCT. RANK	LAST 10 GAMES	STRENGTH OF SCHEDULE	OPP. STRENGTH OF SCHEDULE	TEAM RPI	ADJ RPI	CONF. RPI	ADJ CONF. RPI		
Average RPI Loss:	18											
DIV. I ONLY		26- 4	.86667	11	9- 1	93	69	24	.63108	25	10	10
DIV. I NON-CONF.		8- 4	.66667	92	1- 1	63	12	43	.60331	43	10	10

TOTALS	RPI 1-25	RPI 26-50		W-L RECORDS		RPI 51-100		RPI 101-150		RPI 150+		
26- 4	0- 3	6- 1		OVERALL		1- 0		5- 0		14- 0		
16- 1	0- 0	4- 1		HOME		1- 0		3- 0		8- 0		
9- 2	0- 2	2- 0		AWAY		0- 0		2- 0		5- 0		
1- 1	0- 1	0- 0		NEUTRAL		0- 0		0- 0		1- 0		
8- 4	0- 3	2- 1		NON-CONFERENCE		1- 0		1- 0		4- 0		
7- 1	0- 0	2- 1		HOME		1- 0		1- 0		3- 0		
0- 2	0- 2	0- 0		AWAY		0- 0		0- 0		0- 0		
1- 1	0- 1	0- 0		NEUTRAL		0- 0		0- 0		1- 0		
18- 0	0- 0	4- 0		CONFERENCE		0- 0		4- 0		10- 0		
9- 0	0- 0	2- 0		HOME		0- 0		2- 0		5- 0		
9- 0	0- 0	2- 0		AWAY		0- 0		2- 0		5- 0		
0- 0	0- 0	0- 0		NEUTRAL		0- 0		0- 0		0- 0		
RPI S	Opponent	Score	RPI S	Opponent	Score	RPI S	Opponent	Score	RPI S	Opponent	Score	
2 A	Texas	0 3	26 H	Iowa St.	3 2	54 H	UNI	3 0	107 A	New Mexico	3 0	
9 A	Texas A&M	2 3	40 H	Arizona St.	0 3				107 H	New Mexico	3 0	
19 N	Loyola Marymount	1 3	42 A	Wyoming	3 2				126 H	UC Davis	3 0	
			42 H	Wyoming	3 0				145 A	San Diego St.	3 0	
			43 A	Boise St.	3 0				145 H	San Diego St.	3 0	
			43 H	Boise St.	3 2				152 H	Northern Colo.	3 0	
			47 H	Baylor	3 0				157 A	UNLV	3 1	
									164 H	Western Mich.	3 0	
									186 A	Nevada	3 0	
									186 H	Nevada	3 0	
									204 H	Fresno St.	3 0	
									205 A	Air Force	3 1	
									205 H	Air Force	3 0	
									229 A	San Jose St.	3 1	
									229 H	San Jose St.	3 0	
									240 H	Eastern Ky.	3 0	
									261 A	Utah St.	3 0	
									261 H	Utah St.	3 0	
									296 N	Iona	3 0	
			LAST 10 GAMES									
			19 N	Loyola Marymount	1 3	229 H	San Jose St.	3 0				
			26 H	Iowa St.	3 2	107 A	New Mexico	3 0				
			42 A	Wyoming	3 2	205 A	Air Force	3 1				
			204 H	Fresno St.	3 0	186 H	Nevada	3 0				
			157 A	UNLV	3 1	145 H	San Diego St.	3 0				

Non-Div. I Games:

Colorado St.

Average RPI Win:	114	WON-LOST RECORD	WINNING PCT. RANK	LAST 10 GAMES	STRENGTH OF SCHEDULE	OPP. STRENGTH OF SCHEDULE	TEAM RPI	ADJ RPI	CONF. RPI	ADJ CONF. RPI		
DIV. I ONLY		25- 8	.75758	37	7- 3	48	31	25	.62953	28	6	6
DIV. I NON-CONF.		8- 5	.61538	120	1- 1	18	4	26	.63505	26	6	6
<hr/>												
TOTALS	RPI 1-25	RPI 26-50		W-L RECORDS		RPI 51-100		RPI 101-150		RPI 150+		
25- 8	1- 5	4- 2		OVERALL		9- 1		2- 0		9- 0		
12- 1	1- 1	1- 0		HOME		5- 0		1- 0		4- 0		
9- 7	0- 4	1- 2		AWAY		2- 1		1- 0		5- 0		
4- 0	0- 0	2- 0		NEUTRAL		2- 0		0- 0		0- 0		
8- 5	1- 4	2- 0		NON-CONFERENCE		4- 1		0- 0		1- 0		
3- 0	1- 0	0- 0		HOME		2- 0		0- 0		0- 0		
1- 5	0- 4	0- 0		AWAY		0- 1		0- 0		1- 0		
4- 0	0- 0	2- 0		NEUTRAL		2- 0		0- 0		0- 0		
17- 3	0- 1	2- 2		CONFERENCE		5- 0		2- 0		8- 0		
9- 1	0- 1	1- 0		HOME		3- 0		1- 0		4- 0		
8- 2	0- 0	1- 2		AWAY		2- 0		1- 0		4- 0		
0- 0	0- 0	0- 0		NEUTRAL		0- 0		0- 0		0- 0		
RPI S	Opponent	Score		RPI S	Opponent	Score		RPI S	Opponent	Score		
5 A	Florida	1	3	27 A	North Carolina	3	2	57 H	Syracuse	3	0	
5 A	Florida	1	3	29 N	San Diego	3	0	59 H	Virginia	3	0	
9 H	Texas A&M	3	1	40 N	Arizona St.	3	0	65 H	Xavier	3	0	
17 A	Ohio St.	2	3	44 A	Miami (FL)	1	3	66 A	Colorado	2	3	
17 A	Ohio St.	1	3	44 H	Miami (FL)	3	2	71 N	Oklahoma	3	1	
21 H	Louisville	2	3	46 A	Pittsburgh	0	3	76 A	Duke	3	2	
								76 H	Duke	3	1	
								82 A	Virginia Tech	3	0	
								84 H	Coastal Caro.	3	0	
								94 N	Northern Ill.	3	0	

Non-Div. I Games:

Florida St.

Average RPI Win:	100	WON-LOST	WINNING	LAST 10		STRENGTH OF	OPP. STRENGTH	TEAM	ADJ	CONF.	ADJ CONF.	
Average RPI Loss:	43	RECORD	PCT. RANK	GAMES		SCHEDULE	OF SCHEDULE	RPI	RPI	RPI	RPI	
DIV. I ONLY		22- 10	.6875	61	6- 4	23	33	28	.62535	29	4	4
DIV. I NON-CONF.		8- 6	.57143	138	1- 1	39	20	51	.5905	49	4	4
<hr/>												
TOTALS	RPI 1-25		RPI 26-50		W-L RECORDS		RPI 51-100		RPI 101-150		RPI 150+	
22- 10	1- 5		3- 3		OVERALL		9- 0		5- 2		4- 0	
11- 2	0- 2		1- 0		HOME		4- 0		4- 0		2- 0	
9- 5	1- 2		1- 1		AWAY		4- 0		1- 2		2- 0	
2- 3	0- 1		1- 2		NEUTRAL		1- 0		0- 0		0- 0	
8- 6	0- 2		1- 3		NON-CONFERENCE		3- 0		2- 1		2- 0	
4- 0	0- 0		0- 0		HOME		1- 0		2- 0		1- 0	
2- 3	0- 1		0- 1		AWAY		1- 0		0- 1		1- 0	
2- 3	0- 1		1- 2		NEUTRAL		1- 0		0- 0		0- 0	
14- 4	1- 3		2- 0		CONFERENCE		6- 0		3- 1		2- 0	
7- 2	0- 2		1- 0		HOME		3- 0		2- 0		1- 0	
7- 2	1- 1		1- 0		AWAY		3- 0		1- 1		1- 0	
0- 0	0- 0		0- 0		NEUTRAL		0- 0		0- 0		0- 0	
<hr/>												
RPI S	Opponent	Score	RPI S	Opponent	Score	RPI S	Opponent	Score	RPI S	Opponent	Score	
4 A	Southern California	0 3	28 N	Florida St.	0 3	52 H	TCU	3 0	117 A	Portland	0 3	
11 A	BYU	0 3	33 N	Northern Ariz.	3 0	66 A	Colorado	3 1	117 H	Portland	3 0	
11 H	BYU	0 3	34 N	SMU	1 3	68 A	Pacific	3 0	118 A	San Francisco	3 0	
12 N	UCLA	1 3	37 A	Santa Clara	3 1	68 H	Pacific	3 0	118 H	San Francisco	3 0	
19 A	Loyola Marymount	3 0	37 H	Santa Clara	3 2	71 N	Oklahoma	3 2	143 A	UC Irvine	1 3	
19 H	Loyola Marymount	0 3	48 A	Long Beach St.	2 3	79 A	Pepperdine	3 0	145 H	San Diego St.	3 0	
						79 H	Pepperdine	3 2	148 H	Oregon St.	3 1	
						90 A	Gonzaga	3 2	161 H	Dartmouth	3 0	
						90 H	Gonzaga	3 1	191 A	St. Mary's (CA)	3 1	
									191 H	St. Mary's (CA)	3 0	
									215 A	UC Santa Barbara	3 0	
<hr/>												
LAST 10 GAMES												
4 A	Southern California	0 3	117 A	Portland	0 3							
33 N	Northern Ariz.	3 0	90 A	Gonzaga	3 2							
19 H	Loyola Marymount	0 3	191 H	St. Mary's (CA)	3 0							
37 H	Santa Clara	3 2	68 H	Pacific	3 0							
118 H	San Francisco	3 0	11 A	BYU	0 3							

Non-Div. I Games:

San Diego

Average RPI Win:		137	WON-LOST RECORD		WINNING PCT. RANK		LAST 10 GAMES		STRENGTH OF SCHEDULE		OPP. STRENGTH OF SCHEDULE		TEAM RPI		ADJ RPI		CONF. RPI		ADJ CONF. RPI				
DIV. I ONLY			27- 9		.75 40		8- 2		40		66		30		.62248 30		8		8				
DIV. I NON-CONF.			10- 6		.625 118		1- 1		37		36		42		.60713 41		8		8				
TOTALS		RPI 1-25		RPI 26-50				W-L RECORDS		RPI 51-100				RPI 101-150				RPI 150+					
27- 9		1- 4		3- 3				OVERALL		7- 1				7- 1				9- 0					
11- 3		1- 1		0- 2				HOME		3- 0				3- 0				4- 0					
10- 4		0- 3		3- 1				AWAY		2- 0				2- 0				3- 0					
6- 2		0- 0		0- 0				NEUTRAL		2- 1				2- 1				2- 0					
10- 6		1- 4		1- 0				NON-CONFERENCE		2- 1				3- 1				3- 0					
4- 1		1- 1		0- 0				HOME		1- 0				1- 0				1- 0					
1- 3		0- 3		1- 0				AWAY		0- 0				0- 0				0- 0					
5- 2		0- 0		0- 0				NEUTRAL		1- 1				2- 1				2- 0					
17- 3		0- 0		2- 3				CONFERENCE		5- 0				4- 0				6- 0					
7- 2		0- 0		0- 2				HOME		2- 0				2- 0				3- 0					
9- 1		0- 0		2- 1				AWAY		2- 0				2- 0				3- 0					
1- 0		0- 0		0- 0				NEUTRAL		1- 0				0- 0				0- 0					
RPI	S	Opponent		Score		RPI	S	Opponent		Score		RPI	S	Opponent		Score		RPI	S	Opponent		Score	
1	A	Nebraska		0	3	35	A	Missouri St.		3	0	54	A	UNI		3	0	105	H	Texas St.		3	0
9	A	Texas A&M		0	3	35	A	Missouri St.		3	2	54	H	UNI		3	0	113	N	IUPUI		1	3
15	A	Hawaii		1	3	35	H	Missouri St.		1	3	54	N	UNI		3	2	119	A	Loyola Chicago		3	2
23	H	Illinois		0	3	36	A	Marquette		3	2	55	N	Kansas St.		3	1	119	H	Loyola Chicago		3	2
24	H	Kentucky		3	2	41	A	Southern Ill.		2	3	62	N	New Mexico St.		2	3	137	N	Albany (NY)		3	1
						41	H	Southern Ill.		0	3	73	A	Illinois St.		3	2	148	N	Oregon St.		3	0
												73	H	Illinois St.		3	1	149	A	Indiana St.		3	0
												94	H	Northern Ill.		3	1	149	H	Indiana St.		3	1
																		173	N	Idaho		3	0
																		208	A	Drake		3	0
																		208	H	Drake		3	1
																		231	N	Abilene Christian		3	0
																		265	A	Evansville		3	0
																		265	H	Evansville		3	0
																		276	H	South Dakota St.		3	0
																		278	A	Bradley		3	0
																		278	H	Bradley		3	0
LAST 10 GAMES																							
1	A	Nebraska		0	3	41	H	Southern Ill.		0	3	278	A	Bradley		3	0						
55	N	Kansas St.		3	1	119	A	Loyola Chicago		3	2	54	H	UNI		3	0						
35	A	Missouri St.		3	2	54	H	UNI		3	2	119	A	Loyola Chicago		3	2						
54	N	UNI		3	2	54	H	UNI		3	2	54	H	UNI		3	0						
265	H	Evansville		3	0	208	H	Drake		3	1	208	H	Drake		3	1						

Non-Div. I Games:

Wichita St.

Average RPI Win: 87		WON-LOST	WINNING	LAST 10	STRENGTH OF		OPP. STRENGTH	TEAM	ADJ	CONF.	ADJ CONF.
Average RPI Loss: 21		RECORD	PCT. RANK	GAMES	SCHEDULE		OF SCHEDULE	RPI	RPI	RPI	RPI
DIV. I ONLY		20- 13	.60606	102	16		3	31	.62071	31	1
DIV. I NON-CONF.		11- 2	.84615	24	57		18	19	.64669	20	1
TOTALS		RPI 1-25	RPI 26-50		W-L RECORDS		RPI 51-100		RPI 101-150		RPI 150+
20- 13	3- 9	4- 3		OVERALL		7- 1		2- 0		4- 0	
11- 5	1- 4	2- 1		HOME		3- 0		1- 0		4- 0	
6- 8	2- 5	1- 2		AWAY		3- 1		0- 0		0- 0	
3- 0	0- 0	1- 0		NEUTRAL		1- 0		1- 0		0- 0	
11- 2	0- 1	3- 1		NON-CONFERENCE		3- 0		2- 0		3- 0	
6- 0	0- 0	1- 0		HOME		1- 0		1- 0		3- 0	
2- 2	0- 1	1- 1		AWAY		1- 0		0- 0		0- 0	
3- 0	0- 0	1- 0		NEUTRAL		1- 0		1- 0		0- 0	
9- 11	3- 8	1- 2		CONFERENCE		4- 1		0- 0		1- 0	
5- 5	1- 4	1- 1		HOME		2- 0		0- 0		1- 0	
4- 6	2- 4	0- 1		AWAY		2- 1		0- 0		0- 0	
0- 0	0- 0	0- 0		NEUTRAL		0- 0		0- 0		0- 0	
RPI S	Opponent	Score	RPI S	Opponent	Score	RPI S	Opponent	Score	RPI S	Opponent	Score
1 A	Nebraska	1 3	27 A	North Carolina	0 3	53 A	Northwestern	3 0	104 H	George Washington	3 1
1 H	Nebraska	1 3	32 H	Purdue	0 3	65 N	Xavier	3 1	132 N	LSU	3 1
3 A	Minnesota	1 3	37 N	Santa Clara	3 1	76 A	Duke	3 0	153 H	South Carolina	3 0
7 A	Wisconsin	0 3	38 A	Michigan St.	0 3	89 A	Indiana	1 3	164 H	Western Mich.	3 0
7 H	Wisconsin	0 3	38 H	Michigan St.	3 2	89 H	Indiana	3 1	198 H	Rutgers	3 1
10 A	Penn St.	3 1	46 H	Pittsburgh	3 1	92 A	Iowa	3 2	201 H	West Virginia	3 0
10 H	Penn St.	2 3	49 A	Ohio	3 2	97 H	Maryland	3 0			
12 A	UCLA	2 3				99 H	Oakland	3 0			
17 A	Ohio St.	3 0									
17 H	Ohio St.	1 3									
23 A	Illinois	0 3									
23 H	Illinois	3 1									
LAST 10 GAMES											
12 A	UCLA	2 3	10 A	Penn St.	3 1						
37 N	Santa Clara	3 1	17 A	Ohio St.	3 0						
23 H	Illinois	3 1	7 H	Wisconsin	0 3						
89 A	Indiana	1 3	3 A	Minnesota	1 3						
1 H	Nebraska	1 3	7 A	Wisconsin	0 3						

Non-Div. I Games:

Michigan

Average RPI Win: 118		WON-LOST RECORD		WINNING PCT. RANK		LAST 10 GAMES		STRENGTH OF SCHEDULE		OPP. STRENGTH OF SCHEDULE		TEAM RPI		ADJ RPI		CONF. RPI		ADJ CONF. RPI					
DIV. I ONLY		23- 10		.69697		57		6- 4		47		13		32		.61702		32		1		1	
DIV. I NON-CONF.		10- 3		.76923		42		1- 1		74		91		41		.60698		42		1		1	
TOTALS		RPI 1-25		RPI 26-50		W-L RECORDS		RPI 51-100		RPI 101-150		RPI 150+											
23- 10		2- 8		4- 2		OVERALL		8- 0		1- 0		8- 0											
13- 3		2- 2		1- 1		HOME		4- 0		0- 0		6- 0											
8- 5		0- 5		2- 0		AWAY		4- 0		1- 0		1- 0											
2- 2		0- 1		1- 1		NEUTRAL		0- 0		0- 0		1- 0											
10- 3		0- 2		2- 1		NON-CONFERENCE		1- 0		1- 0		6- 0											
6- 0		0- 0		1- 0		HOME		0- 0		0- 0		5- 0											
2- 1		0- 1		0- 0		AWAY		1- 0		1- 0		0- 0											
2- 2		0- 1		1- 1		NEUTRAL		0- 0		0- 0		1- 0											
13- 7		2- 6		2- 1		CONFERENCE		7- 0		0- 0		2- 0											
7- 3		2- 2		0- 1		HOME		4- 0		0- 0		1- 0											
6- 4		0- 4		2- 0		AWAY		3- 0		0- 0		1- 0											
0- 0		0- 0		0- 0		NEUTRAL		0- 0		0- 0		0- 0											
RPI	S	Opponent		Score		RPI	S	Opponent		Score		RPI	S	Opponent		Score							
1	H	Nebraska		0 3		31	A	Michigan		3 0		53	A	Northwestern		3 1							
2	A	Texas		1 3		34	N	SMU		3 1		53	H	Northwestern		3 0							
3	A	Minnesota		1 3		38	A	Michigan St.		3 1		70	A	Saint Louis		3 1							
3	H	Minnesota		3 2		38	H	Michigan St.		2 3		89	A	Indiana		3 0							
7	A	Wisconsin		1 3		44	N	Miami (FL)		2 3		89	H	Indiana		3 0							
7	H	Wisconsin		0 3		49	H	Ohio		3 0		92	H	Iowa		3 2							
10	A	Penn St.		0 3								97	A	Maryland		3 1							
11	N	BYU		0 3								97	H	Maryland		3 1							
17	A	Ohio St.		2 3																			
23	H	Illinois		3 2																			
LAST 10 GAMES																							
2	A	Texas		1 3		198	A	Rutgers		3 1													
34	N	SMU		3 1		53	A	Northwestern		3 1													
7	H	Wisconsin		0 3		97	A	Maryland		3 1													
38	H	Michigan St.		2 3		92	H	Iowa		3 2													
3	H	Minnesota		3 2		1	H	Nebraska		0 3													

Non-Div. I Games:

Purdue

Average RPI Win:		172	WON-LOST RECORD		WINNING PCT. RANK		LAST 10 GAMES		STRENGTH OF SCHEDULE		OPP. STRENGTH OF SCHEDULE		TEAM RPI		ADJ RPI		CONF. RPI		ADJ CONF. RPI				
DIV. I ONLY			28- 5		.84848 14		9- 1		104		134		33		.60893 33		19		18				
DIV. I NON-CONF.			10- 4		.71429 70		0- 1		114		87		64		.57731 62		16		14				
TOTALS		RPI 1-25		RPI 26-50				W-L RECORDS		RPI 51-100				RPI 101-150				RPI 150+					
28- 5		1- 0		1- 2				OVERALL		6- 3				1- 0				19- 0					
14- 0		1- 0		0- 0				HOME		4- 0				1- 0				8- 0					
8- 4		0- 0		0- 1				AWAY		1- 3				0- 0				7- 0					
6- 1		0- 0		1- 1				NEUTRAL		1- 0				0- 0				4- 0					
10- 4		1- 0		1- 2				NON-CONFERENCE		1- 2				0- 0				7- 0					
3- 0		1- 0		0- 0				HOME		0- 0				0- 0				2- 0					
1- 3		0- 0		0- 1				AWAY		0- 2				0- 0				1- 0					
6- 1		0- 0		1- 1				NEUTRAL		1- 0				0- 0				4- 0					
18- 1		0- 0		0- 0				CONFERENCE		5- 1				1- 0				12- 0					
11- 0		0- 0		0- 0				HOME		4- 0				1- 0				6- 0					
7- 1		0- 0		0- 0				AWAY		1- 1				0- 0				6- 0					
0- 0		0- 0		0- 0				NEUTRAL		0- 0				0- 0				0- 0					
RPI	S	Opponent		Score		RPI	S	Opponent		Score		RPI	S	Opponent		Score		RPI	S	Opponent		Score	
19	H	Loyola Marymount		3	2	29	N	San Diego		0	3	56	A	Idaho St.		3	0	139	H	North Dakota		3	0
						40	A	Arizona St.		1	3	56	H	Idaho St.		3	1	152	H	Northern Colo.		3	2
						43	N	Boise St.		3	1	56	H	Idaho St.		3	0	156	N	Lehigh		3	0
												75	A	James Madison		2	3	167	H	Liberty		3	0
												78	A	Sacramento St.		1	3	173	H	Idaho		3	1
												78	H	Sacramento St.		3	0	180	H	Houston Baptist		3	0
												78	H	Sacramento St.		3	1	184	A	Southern Utah		3	0
												82	N	Virginia Tech		3	2	184	H	Southern Utah		3	0
												89	A	Indiana		2	3	184	H	Southern Utah		3	1
																		189	A	Eastern Wash.		3	0
																		216	A	Portland St.		3	1
																		216	H	Portland St.		3	1
																		235	N	UC Riverside		3	1
																		259	N	Bowling Green		3	0
																		260	A	Montana		3	0
																		274	A	Weber St.		3	1
																		274	H	Weber St.		3	1
																		275	A	Grand Canyon		3	0
																		304	A	Montana St.		3	0
																		314	N	St. Francis Brooklyn		3	0
						LAST 10 GAMES																	
						29	N	San Diego		0	3	78	H	Sacramento St.		3	1						
						56	H	Idaho St.		3	0	184	H	Southern Utah		3	1						
						78	H	Sacramento St.		3	0	189	A	Eastern Wash.		3	0						
						184	H	Southern Utah		3	0	274	A	Weber St.		3	1						
						216	H	Portland St.		3	1	56	A	Idaho St.		3	0						

Non-Div. I Games:

Northern Ariz.

Average RPI Win: 142		WON-LOST RECORD	WINNING PCT. RANK	LAST 10 GAMES	STRENGTH OF SCHEDULE	OPP. STRENGTH OF SCHEDULE	TEAM RPI	ADJ RPI	CONF. RPI	ADJ CONF. RPI	
Average RPI Loss: 77											
DIV. I ONLY		27- 6	.81818 18	7- 3	105	77	34	.60873 34	9	9	
DIV. I NON-CONF.		10- 3	.76923 42	0- 1	116	19	45	.60032 45	11	11	
TOTALS		RPI 1-25	RPI 26-50		W-L RECORDS		RPI 51-100		RPI 101-150		RPI 150+
27- 6	0- 1	2- 2		OVERALL		5- 1		11- 1		9- 1	
14- 2	0- 0	0- 1		HOME		4- 0		6- 0		4- 1	
10- 2	0- 0	0- 0		AWAY		1- 1		5- 1		4- 0	
3- 2	0- 1	2- 1		NEUTRAL		0- 0		0- 0		1- 0	
10- 3	0- 1	2- 2		NON-CONFERENCE		2- 0		2- 0		4- 0	
5- 1	0- 0	0- 1		HOME		2- 0		1- 0		2- 0	
2- 0	0- 0	0- 0		AWAY		0- 0		1- 0		1- 0	
3- 2	0- 1	2- 1		NEUTRAL		0- 0		0- 0		1- 0	
17- 3	0- 0	0- 0		CONFERENCE		3- 1		9- 1		5- 1	
9- 1	0- 0	0- 0		HOME		2- 0		5- 0		2- 1	
8- 2	0- 0	0- 0		AWAY		1- 1		4- 1		3- 0	
0- 0	0- 0	0- 0		NEUTRAL		0- 0		0- 0		0- 0	
RPI S	Opponent	Score	RPI S	Opponent	Score	RPI S	Opponent	Score	RPI S	Opponent	Score
12 N	UCLA	0 3	29 N	San Diego	3 1	52 H	TCU	3 2	105 H	Texas St.	3 0
			32 N	Purdue	1 3	64 H	UTSA	3 1	107 A	New Mexico	3 2
			37 N	Santa Clara	3 1	72 A	Temple	2 3	109 A	Tulsa	3 0
			50 H	Arizona	1 3	72 H	Temple	3 0	109 H	Tulsa	3 1
						86 A	Cincinnati	3 0	123 A	UCF	3 2
						86 H	Cincinnati	3 0	123 H	UCF	3 0
									128 A	Memphis	3 1
									128 H	Memphis	3 0
									141 A	UConn	3 0
									141 H	UConn	3 0
									144 A	Houston	0 3
									144 H	Houston	3 1
									151 A	South Fla.	3 1
									151 H	South Fla.	1 3
									200 H	UTEP	3 1
									210 H	Clemson	3 0
									215 A	UC Santa Barbara	3 1
									237 A	Tulane	3 0
									237 H	Tulane	3 0
									254 A	East Carolina	3 0
									254 H	East Carolina	3 0
									303 N	Cal St. Fullerton	3 0
			LAST 10 GAMES								
			32 N	Purdue	1 3	144 H	Houston	3 1			
			123 H	UCF	3 0	237 H	Tulane	3 0			
			151 H	South Fla.	1 3	86 A	Cincinnati	3 0			
			72 A	Temple	2 3	128 A	Memphis	3 1			
			141 A	UConn	3 0	254 A	East Carolina	3 0			

Non-Div. I Games:

SMU

Average RPI Win:	150	WON-LOST RECORD	WINNING PCT. RANK	LAST 10 GAMES	STRENGTH OF SCHEDULE	OPP. STRENGTH OF SCHEDULE	TEAM RPI	ADJ RPI	CONF. RPI	ADJ CONF. RPI	
DIV. I ONLY		24- 11	.68571 64	8- 2	44	73	36	.60567 35	8	8	
DIV. I NON-CONF.		9- 5	.64286 107	0- 1	50	37	44	.6023 44	8	8	
<hr/>											
TOTALS	RPI 1-25	RPI 26-50		W-L RECORDS	RPI 51-100		RPI 101-150		RPI 150+		
24- 11	1- 3	4- 4		OVERALL	3- 3		4- 1		12- 0		
11- 5	0- 1	3- 3		HOME	2- 0		2- 1		4- 0		
9- 4	1- 1	1- 1		AWAY	0- 2		2- 0		5- 0		
4- 2	0- 1	0- 0		NEUTRAL	1- 1		0- 0		3- 0		
<hr/>											
9- 5	1- 3	1- 1		NON-CONFERENCE	1- 1		0- 0		6- 0		
2- 2	0- 1	1- 1		HOME	0- 0		0- 0		1- 0		
3- 1	1- 1	0- 0		AWAY	0- 0		0- 0		2- 0		
4- 2	0- 1	0- 0		NEUTRAL	1- 1		0- 0		3- 0		
<hr/>											
15- 6	0- 0	3- 3		CONFERENCE	2- 2		4- 1		6- 0		
9- 3	0- 0	2- 2		HOME	2- 0		2- 1		3- 0		
6- 3	0- 0	1- 1		AWAY	0- 2		2- 0		3- 0		
0- 0	0- 0	0- 0		NEUTRAL	0- 0		0- 0		0- 0		
<hr/>											
RPI S	Opponent	Score	RPI S	Opponent	Score	RPI S	Opponent	Score	RPI S	Opponent	Score
6 A	Kansas	0 3	30 A	Wichita St.	3 1	53 N	Northwestern	2 3	119 A	Loyola Chicago	3 2
16 A	Western Ky.	3 2	30 H	Wichita St.	0 3	54 A	UNI	2 3	119 H	Loyola Chicago	3 0
18 N	Missouri	1 3	30 H	Wichita St.	2 3	54 H	UNI	3 1	119 H	Loyola Chicago	1 3
20 H	Arkansas St.	2 3	36 H	Marquette	1 3	73 A	Illinois St.	0 3	149 A	Indiana St.	3 2
			41 A	Southern Ill.	2 3	73 H	Illinois St.	3 0	149 H	Indiana St.	3 2
			41 H	Southern Ill.	3 0	81 N	Furman	3 0	160 N	UMKC	3 2
			41 H	Southern Ill.	3 0				164 N	Western Mich.	3 2
			44 H	Miami (FL)	3 2				172 A	Milwaukee	3 0
									181 H	Oral Roberts	3 1
									208 A	Drake	3 0
									208 H	Drake	3 0
									234 A	Middle Tenn.	3 0
									265 A	Evansville	3 0
									265 H	Evansville	3 0
									276 N	South Dakota St.	3 0
									278 A	Bradley	3 0
									278 H	Bradley	3 0
<hr/>											
LAST 10 GAMES											
18 N	Missouri	1 3	265 H	Evansville	3 0						
30 H	Wichita St.	2 3	119 A	Loyola Chicago	3 2						
41 H	Southern Ill.	3 0	278 A	Bradley	3 0						
119 H	Loyola Chicago	3 0	208 H	Drake	3 0						
41 H	Southern Ill.	3 0	54 H	UNI	3 1						

Non-Div. I Games:

Missouri St.

Average RPI Win:	137	WON-LOST RECORD	WINNING PCT. RANK	LAST 10 GAMES	STRENGTH OF SCHEDULE	OPP. STRENGTH OF SCHEDULE	TEAM RPI	ADJ RPI	CONF. RPI	ADJ CONF. RPI		
DIV. I ONLY		22- 12	.64706	88	5- 5	32	64	37	.60498	36	7	7
DIV. I NON-CONF.		10- 5	.66667	92	1- 1	11	32	22	.64799	19	7	7
<hr/>												
TOTALS	RPI 1-25	RPI 26-50		W-L RECORDS		RPI 51-100		RPI 101-150		RPI 150+		
22- 12	1- 5	4- 3		OVERALL		1- 2		8- 1		8- 1		
10- 3	0- 1	1- 1		HOME		0- 1		5- 0		4- 0		
7- 7	0- 3	2- 2		AWAY		0- 1		2- 1		3- 0		
5- 2	1- 1	1- 0		NEUTRAL		1- 0		1- 0		1- 1		
10- 5	1- 2	3- 2		NON-CONFERENCE		1- 0		3- 0		2- 1		
3- 1	0- 0	0- 1		HOME		0- 0		2- 0		1- 0		
2- 2	0- 1	2- 1		AWAY		0- 0		0- 0		0- 0		
5- 2	1- 1	1- 0		NEUTRAL		1- 0		1- 0		1- 1		
12- 7	0- 3	1- 1		CONFERENCE		0- 2		5- 1		6- 0		
7- 2	0- 1	1- 0		HOME		0- 1		3- 0		3- 0		
5- 5	0- 2	0- 1		AWAY		0- 1		2- 1		3- 0		
0- 0	0- 0	0- 0		NEUTRAL		0- 0		0- 0		0- 0		
RPI S	Opponent	Score	RPI S	Opponent	Score	RPI S	Opponent	Score	RPI S	Opponent	Score	
3 A	Minnesota	0 3	26 A	Iowa St.	3 0	54 N	UNI	3 2	113 H	IUPUI	3 1	
6 N	Kansas	0 3	30 H	Wichita St.	2 3	65 A	Xavier	1 3	125 A	St. John's (NY)	2 3	
14 A	Creighton	0 3	35 A	Missouri St.	3 1	65 H	Xavier	0 3	125 H	St. John's (NY)	3 0	
14 A	Creighton	2 3	39 A	Villanova	0 3				137 H	Albany (NY)	3 0	
14 H	Creighton	0 3	39 H	Villanova	3 1				139 N	North Dakota	3 1	
22 N	Dayton	3 0	42 A	Wyoming	2 3				142 A	Seton Hall	3 0	
			44 N	Miami (FL)	3 2				142 H	Seton Hall	3 1	
									147 A	Butler	3 0	
									147 H	Butler	3 1	
									152 N	Northern Colo.	3 1	
									172 H	Milwaukee	3 0	
									181 N	Oral Roberts	2 3	
									209 A	DePaul	3 0	
									209 H	DePaul	3 0	
									223 A	Georgetown	3 0	
									223 H	Georgetown	3 0	
									257 A	Providence	3 0	
									257 H	Providence	3 0	
			LAST 10 GAMES									
3 A	Minnesota	0 3	257 A	Providence	3 0							
54 N	UNI	3 2	125 A	St. John's (NY)	2 3							
14 A	Creighton	2 3	223 H	Georgetown	3 0							
65 A	Xavier	1 3	14 H	Creighton	0 3							
147 A	Butler	3 0	209 A	DePaul	3 0							

Non-Div. I Games:

Marquette

Average RPI Win:	99	WON-LOST RECORD	WINNING PCT. RANK	LAST 10 GAMES	STRENGTH OF SCHEDULE	OPP. STRENGTH OF SCHEDULE	TEAM RPI	ADJ RPI	CONF. RPI	ADJ CONF. RPI		
DIV. I ONLY		19- 14	.57576	121	5- 5	26	6	39	.59972	38	1	1
DIV. I NON-CONF.		9- 4	.69231	79	1- 1	27	55	28	.62822	30	1	1
<hr/>												
TOTALS	RPI 1-25	RPI 26-50		W-L RECORDS		RPI 51-100		RPI 101-150		RPI 150+		
19- 14	2- 8	3- 2		OVERALL		6- 3		4- 1		4- 0		
8- 5	1- 2	1- 1		HOME		4- 1		1- 1		1- 0		
6- 9	0- 6	2- 1		AWAY		2- 2		1- 0		1- 0		
5- 0	1- 0	0- 0		NEUTRAL		0- 0		2- 0		2- 0		
9- 4	1- 2	1- 0		NON-CONFERENCE		1- 1		4- 1		2- 0		
1- 2	0- 0	0- 0		HOME		0- 1		1- 1		0- 0		
3- 2	0- 2	1- 0		AWAY		1- 0		1- 0		0- 0		
5- 0	1- 0	0- 0		NEUTRAL		0- 0		2- 0		2- 0		
10- 10	1- 6	2- 2		CONFERENCE		5- 2		0- 0		2- 0		
7- 3	1- 2	1- 1		HOME		4- 0		0- 0		1- 0		
3- 7	0- 4	1- 1		AWAY		1- 2		0- 0		1- 0		
0- 0	0- 0	0- 0		NEUTRAL		0- 0		0- 0		0- 0		
RPI	S	Opponent	Score	RPI	S	Opponent	Score	RPI	S	Opponent	Score	
1	A	Nebraska	1 3	27	A	North Carolina	3 1	53	A	Northwestern	1 3	
1	H	Nebraska	2 3	31	A	Michigan	2 3	53	H	Northwestern	3 1	
3	A	Minnesota	0 3	31	H	Michigan	3 0	76	A	Duke	3 0	
7	A	Wisconsin	0 3	32	A	Purdue	3 2	82	H	Virginia Tech	1 3	
8	A	Washington	1 3	32	H	Purdue	1 3	89	A	Indiana	1 3	
10	H	Penn St.	0 3					89	H	Indiana	3 0	
17	H	Ohio St.	3 0					92	A	Iowa	3 0	
20	N	Arkansas St.	3 0					92	H	Iowa	3 0	
23	A	Illinois	1 3					97	H	Maryland	3 1	
24	A	Kentucky	2 3									
<hr/>												
LAST 10 GAMES												
8	A	Washington	1 3	53	H	Northwestern	3 1					
20	N	Arkansas St.	3 0	89	A	Indiana	1 3					
92	H	Iowa	3 0	1	H	Nebraska	2 3					
32	A	Purdue	3 2	7	A	Wisconsin	0 3					
198	A	Rutgers	3 0	3	A	Minnesota	0 3					

Non-Div. I Games:

Michigan St.

Average RPI Win:	166	WON-LOST RECORD	WINNING PCT. RANK	LAST 10 GAMES	STRENGTH OF SCHEDULE	OPP. STRENGTH OF SCHEDULE	TEAM RPI	ADJ RPI	CONF. RPI	ADJ CONF. RPI					
DIV. I ONLY		25- 9	.73529	45	6- 4	74	98	38	.59618	39	7	7			
DIV. I NON-CONF.		10- 4	.71429	70	0- 1	62	169	47	.59142	48	7	7			
<hr/>															
TOTALS	RPI 1-25	RPI 26-50		W-L RECORDS		RPI 51-100		RPI 101-150		RPI 150+					
25- 9	1- 4	1- 1		OVERALL		4- 2		5- 2		14- 0					
12- 0	1- 0	1- 0		HOME		2- 0		3- 0		5- 0					
8- 7	0- 3	0- 1		AWAY		1- 2		2- 1		5- 0					
5- 2	0- 1	0- 0		NEUTRAL		1- 0		0- 1		4- 0					
<hr/>															
10- 4	0- 2	0- 0		NON-CONFERENCE		2- 1		0- 1		8- 0					
3- 0	0- 0	0- 0		HOME		1- 0		0- 0		2- 0					
3- 2	0- 1	0- 0		AWAY		1- 1		0- 0		2- 0					
4- 2	0- 1	0- 0		NEUTRAL		0- 0		0- 1		4- 0					
<hr/>															
15- 5	1- 2	1- 1		CONFERENCE		2- 1		5- 1		6- 0					
9- 0	1- 0	1- 0		HOME		1- 0		3- 0		3- 0					
5- 5	0- 2	0- 1		AWAY		0- 1		2- 1		3- 0					
1- 0	0- 0	0- 0		NEUTRAL		1- 0		0- 0		0- 0					
<hr/>															
RPI	S	Opponent	Score	RPI	S	Opponent	Score	RPI	S	Opponent	Score	RPI	S	Opponent	Score
10	A	Penn St.	0 3	36	A	Marquette	1 3	65	A	Xavier	2 3	121	N	Texas-Arlington	1 3
14	A	Creighton	1 3	36	H	Marquette	3 0	65	H	Xavier	3 1	125	A	St. John's (NY)	3 0
14	A	Creighton	0 3					65	N	Xavier	3 0	125	H	St. John's (NY)	3 0
14	H	Creighton	3 2					72	A	Temple	3 1	142	A	Seton Hall	3 0
22	N	Dayton	1 3					75	H	James Madison	3 1	142	H	Seton Hall	3 0
								85	A	Denver	1 3	147	A	Butler	1 3
												147	H	Butler	3 2
												156	A	Lehigh	3 0
												193	A	Penn	3 0
												205	N	Air Force	3 1
												207	H	Siena	3 0
												209	A	DePaul	3 2
												209	H	DePaul	3 0
												222	H	Howard	3 0
												223	A	Georgetown	3 0
												223	H	Georgetown	3 0
												233	N	Buffalo	3 0
												239	N	Stony Brook	3 1
												257	A	Providence	3 1
												257	H	Providence	3 0
												299	N	La Salle	3 0
<hr/>															
LAST 10 GAMES															
22	N	Dayton	1 3	142	H	Seton Hall	3 0								
14	A	Creighton	0 3	65	A	Xavier	2 3								
65	N	Xavier	3 0	147	A	Butler	1 3								
125	H	St. John's (NY)	3 0	223	H	Georgetown	3 0								
257	H	Providence	3 0	14	H	Creighton	3 2								

Non-Div. I Games:

Villanova

Average RPI Win: 122		WON-LOST	WINNING	LAST 10	STRENGTH OF		OPP. STRENGTH	TEAM	ADJ	CONF.	ADJ CONF.		
Average RPI Loss: 42		RECORD	PCT. RANK	GAMES	SCHEDULE		OF SCHEDULE	RPI	RPI	RPI	RPI		
DIV. I ONLY		19- 13	.59375	107	2- 8		30	39	43	.59409	40	3	3
DIV. I NON-CONF.		11- 1	.91667	11	0- 1		54	101	15	.65814	16	2	2
TOTALS		RPI 1-25	RPI 26-50		W-L RECORDS		RPI 51-100		RPI 101-150		RPI 150+		
19- 13		3- 7	2- 3		OVERALL		3- 1		4- 1		7- 1		
12- 3		2- 3	2- 0		HOME		2- 0		3- 0		3- 0		
4- 9		1- 4	0- 2		AWAY		0- 1		1- 1		2- 1		
3- 1		0- 0	0- 1		NEUTRAL		1- 0		0- 0		2- 0		
11- 1		2- 0	1- 1		NON-CONFERENCE		2- 0		0- 0		6- 0		
5- 0		1- 0	1- 0		HOME		1- 0		0- 0		2- 0		
3- 0		1- 0	0- 0		AWAY		0- 0		0- 0		2- 0		
3- 1		0- 0	0- 1		NEUTRAL		1- 0		0- 0		2- 0		
8- 12		1- 7	1- 2		CONFERENCE		1- 1		4- 1		1- 1		
7- 3		1- 3	1- 0		HOME		1- 0		3- 0		1- 0		
1- 9		0- 4	0- 2		AWAY		0- 1		1- 1		0- 1		
0- 0		0- 0	0- 0		NEUTRAL		0- 0		0- 0		0- 0		
RPI S	Opponent	Score	RPI S	Opponent	Score	RPI S	Opponent	Score	RPI S	Opponent	Score		
4 A	Southern California	1 3	28 N	Florida St.	0 3	62 N	New Mexico St.	3 2	114 A	Washington St.	0 3		
4 H	Southern California	2 3	33 H	Northern Ariz.	3 1	66 A	Colorado	2 3	114 H	Washington St.	3 1		
8 A	Washington	0 3	44 A	Oregon	0 3	66 H	Colorado	3 1	133 A	Utah	3 0		
8 H	Washington	0 3	50 A	Arizona	1 3	90 H	Gonzaga	3 1	133 H	Utah	3 0		
12 A	UCLA	0 3	50 H	Arizona	3 1				148 H	Oregon St.	3 0		
12 H	UCLA	2 3							152 A	Northern Colo.	3 0		
13 A	Stanford	0 3							157 H	UNLV	3 0		
13 H	Stanford	3 1							164 N	Western Mich.	3 0		
23 H	Illinois	3 2							182 A	California	1 3		
25 A	Colorado St.	3 0							182 H	California	3 0		
									205 A	Air Force	3 0		
									272 N	Northeastern	3 0		
									301 H	Texas Southern	3 0		
LAST 10 GAMES													
28 N	Florida St.	0 3	133 A	Utah	3 0								
50 A	Arizona	1 3	66 A	Colorado	2 3								
44 A	Oregon	0 3	114 H	Washington St.	3 1								
4 H	Southern California	2 3	8 H	Washington	0 3								
12 H	UCLA	2 3	182 A	California	1 3								

Non-Div. I Games:

Arizona St.

Average RPI Win:		160	WON-LOST RECORD		WINNING PCT. RANK		LAST 10 GAMES		STRENGTH OF SCHEDULE		OPP. STRENGTH OF SCHEDULE		TEAM RPI		ADJ RPI		CONF. RPI		ADJ CONF. RPI				
DIV. I ONLY			23- 10		.69697 57		7- 3		76		78		46		.59167 41		8		8				
DIV. I NON-CONF.			9- 5		.64286 107		0- 1		73		50		58		.58001 57		8		8				
TOTALS		RPI 1-25		RPI 26-50				W-L RECORDS		RPI 51-100				RPI 101-150				RPI 150+					
23- 10		1- 4		3- 2				OVERALL		2- 2				5- 2				12- 0					
11- 2		1- 1		2- 0				HOME		2- 0				1- 1				5- 0					
8- 5		0- 0		1- 2				AWAY		0- 2				4- 1				3- 0					
4- 3		0- 3		0- 0				NEUTRAL		0- 0				0- 0				4- 0					
9- 5		1- 4		0- 0				NON-CONFERENCE		0- 0				2- 1				6- 0					
3- 1		1- 1		0- 0				HOME		0- 0				0- 0				2- 0					
2- 1		0- 0		0- 0				AWAY		0- 0				2- 1				0- 0					
4- 3		0- 3		0- 0				NEUTRAL		0- 0				0- 0				4- 0					
14- 5		0- 0		3- 2				CONFERENCE		2- 2				3- 1				6- 0					
8- 1		0- 0		2- 0				HOME		2- 0				1- 1				3- 0					
6- 4		0- 0		1- 2				AWAY		0- 2				2- 0				3- 0					
0- 0		0- 0		0- 0				NEUTRAL		0- 0				0- 0				0- 0					
RPI	S	Opponent		Score		RPI	S	Opponent		Score		RPI	S	Opponent		Score		RPI	S	Opponent		Score	
16	H	Western Ky.		1	3	30	A	Wichita St.		3	0	54	A	UNI		1	3	109	A	Tulsa		3	1
18	N	Missouri		1	3	30	H	Wichita St.		3	2	54	H	UNI		3	1	119	A	Loyola Chicago		3	2
20	N	Arkansas St.		0	3	35	A	Missouri St.		0	3	73	A	Illinois St.		2	3	119	H	Loyola Chicago		1	3
22	H	Dayton		3	1	35	A	Missouri St.		0	3	73	H	Illinois St.		3	0	123	A	UCF		2	3
23	N	Illinois		0	3	35	H	Missouri St.		3	2							147	A	Butler		3	2
																		149	A	Indiana St.		3	1
																		149	H	Indiana St.		3	1
																		152	N	Northern Colo.		3	1
																		168	N	Stephen F. Austin		3	2
																		178	N	Delaware		3	2
																		208	A	Drake		3	0
																		208	H	Drake		3	0
																		227	N	Youngstown St.		3	2
																		264	H	Southeast Mo. St.		3	0
																		265	A	Evansville		3	1
																		265	H	Evansville		3	0
																		270	H	UT Martin		3	0
																		278	A	Bradley		3	1
																		278	H	Bradley		3	1
LAST 10 GAMES																							
23	N	Illinois		0	3	73	H	Illinois St.		3	0	265	H	Evansville		3	0	30	H	Wichita St.		3	2
35	A	Missouri St.		0	3	265	H	Evansville		3	0	30	H	Wichita St.		3	2	278	A	Bradley		3	1
35	A	Missouri St.		0	3	278	A	Bradley		3	1	119	A	Loyola Chicago		3	2						
30	A	Wichita St.		3	0																		
149	H	Indiana St.		3	1																		

Non-Div. I Games:

Southern Ill.

Average RPI Win:	175	WON-LOST RECORD	WINNING PCT. RANK	LAST 10 GAMES	STRENGTH OF SCHEDULE	OPP. STRENGTH OF SCHEDULE	TEAM RPI	ADJ RPI	CONF. RPI	ADJ CONF. RPI	
DIV. I ONLY		23- 7	.76667	33	96	105	40	.59042	43	10	
DIV. I NON-CONF.		8- 4	.66667	92	70	79	55	.58193	56	10	
<hr/>											
TOTALS	RPI 1-25	RPI 26-50		W-L RECORDS	RPI 51-100		RPI 101-150		RPI 150+		
23- 7	0- 3	1- 2		OVERALL	3- 2		4- 0		15- 0		
10- 2	0- 1	1- 0		HOME	2- 1		2- 0		5- 0		
9- 3	0- 1	0- 1		AWAY	1- 1		1- 0		7- 0		
4- 2	0- 1	0- 1		NEUTRAL	0- 0		1- 0		3- 0		
<hr/>											
8- 4	0- 1	0- 1		NON-CONFERENCE	3- 2		1- 0		4- 0		
2- 1	0- 0	0- 0		HOME	2- 1		0- 0		0- 0		
2- 1	0- 0	0- 0		AWAY	1- 1		0- 0		1- 0		
4- 2	0- 1	0- 1		NEUTRAL	0- 0		1- 0		3- 0		
<hr/>											
15- 3	0- 2	1- 1		CONFERENCE	0- 0		3- 0		11- 0		
8- 1	0- 1	1- 0		HOME	0- 0		2- 0		5- 0		
7- 2	0- 1	0- 1		AWAY	0- 0		1- 0		6- 0		
0- 0	0- 0	0- 0		NEUTRAL	0- 0		0- 0		0- 0		
<hr/>											
RPI S	Opponent	Score	RPI S	Opponent	Score	RPI S	Opponent	Score	RPI S	Opponent	Score
8 N	Washington	0 3	33 N	Northern Ariz.	1 3	53 H	Northwestern	3 0	107 H	New Mexico	3 1
25 A	Colorado St.	2 3	42 A	Wyoming	0 3	56 H	Idaho St.	1 3	144 N	Houston	3 0
25 H	Colorado St.	0 3	42 H	Wyoming	3 1	67 H	A&M-Corpus Christi	3 0	145 A	San Diego St.	3 2
						88 A	North Texas	3 2	145 H	San Diego St.	3 0
						90 A	Gonzaga	1 3	157 A	UNLV	3 0
									157 H	UNLV	3 1
									186 A	Nevada	3 1
									186 H	Nevada	3 0
									204 A	Fresno St.	3 2
									204 H	Fresno St.	3 2
									205 A	Air Force	3 1
									216 N	Portland St.	3 0
									229 A	San Jose St.	3 0
									229 H	San Jose St.	3 0
									231 N	Abilene Christian	3 0
									235 N	UC Riverside	3 1
									261 A	Utah St.	3 0
									261 H	Utah St.	3 0
									275 A	Grand Canyon	3 0
<hr/>											
			LAST 10 GAMES								
			261 H	Utah St.	3 0	229 A	San Jose St.	3 0			
			107 H	New Mexico	3 1	157 A	UNLV	3 0			
			205 A	Air Force	3 1	204 A	Fresno St.	3 2			
			186 H	Nevada	3 0	42 H	Wyoming	3 1			
			145 H	San Diego St.	3 0	25 H	Colorado St.	0 3			

Non-Div. I Games:

Boise St.

Average RPI Win:	128	WON-LOST	WINNING	LAST 10	STRENGTH OF	OPP. STRENGTH	TEAM	ADJ	CONF.	ADJ CONF.	
Average RPI Loss:	50	RECORD	PCT. RANK	GAMES	SCHEDULE	OF SCHEDULE	RPI	RPI	RPI	RPI	
DIV. I ONLY	21- 10	.67742	67	6- 4	72	49	44	.5898	44	6	6
DIV. I NON-CONF.	7- 4	.63636	114	0- 1	79	39	60	.57748	61	6	6
<hr/>											
TOTALS	RPI 1-25	RPI 26-50		W-L RECORDS		RPI 51-100		RPI 101-150		RPI 150+	
21- 10	0- 2	2- 6		OVERALL		6- 1		5- 0		8- 1	
13- 2	0- 1	1- 0		HOME		4- 1		3- 0		5- 0	
7- 5	0- 1	0- 4		AWAY		2- 0		2- 0		3- 0	
1- 3	0- 0	1- 2		NEUTRAL		0- 0		0- 0		0- 1	
7- 4	0- 0	1- 3		NON-CONFERENCE		2- 0		3- 0		1- 1	
5- 0	0- 0	0- 0		HOME		2- 0		2- 0		1- 0	
1- 1	0- 0	0- 1		AWAY		0- 0		1- 0		0- 0	
1- 3	0- 0	1- 2		NEUTRAL		0- 0		0- 0		0- 1	
14- 6	0- 2	1- 3		CONFERENCE		4- 1		2- 0		7- 0	
8- 2	0- 1	1- 0		HOME		2- 1		1- 0		4- 0	
6- 4	0- 1	0- 3		AWAY		2- 0		1- 0		3- 0	
0- 0	0- 0	0- 0		NEUTRAL		0- 0		0- 0		0- 0	
RPI S	Opponent	Score	RPI S	Opponent	Score	RPI S	Opponent	Score	RPI S	Opponent	Score
21 A	Louisville	1 <div>3</div>	26 N	Iowa St.	0 <div>3</div>	55 H	Kansas St.	3 2	111 A	Georgia Tech	3 1
21 H	Louisville	1 <div>3</div>	27 A	North Carolina	0 <div>3</div>	57 H	Syracuse	3 0	111 H	Georgia Tech	3 1
			28 A	Florida St.	2 <div>3</div>	59 H	Virginia	3 0	123 H	UCF	3 1
			28 H	Florida St.	3 1	73 H	Illinois St.	3 0	132 A	LSU	3 1
			32 N	Purdue	3 2	76 A	Duke	3 2	150 H	Seattle	3 0
			35 A	Missouri St.	2 <div>3</div>	76 H	Duke	0 <div>3</div>	154 A	North Carolina St.	3 2
			36 N	Marquette	2 <div>3</div>	82 A	Virginia Tech	3 2	171 H	Boston College	3 0
			46 A	Pittsburgh	0 <div>3</div>				177 A	Wake Forest	3 1
									177 H	Wake Forest	3 0
									181 N	Oral Roberts	1 <div>3</div>
									210 A	Clemson	3 0
									210 H	Clemson	3 0
									214 H	Notre Dame	3 1
									289 H	Florida A&M	3 0
			LAST 10 GAMES								
			26 N	Iowa St.	0 <div>3</div>	214 H	Notre Dame	3 1			
			111 A	Georgia Tech	3 1	21 H	Louisville	1 <div>3</div>			
			210 A	Clemson	3 0	59 H	Virginia	3 0			
			177 H	Wake Forest	3 0	28 H	Florida St.	3 1			
			76 H	Duke	0 <div>3</div>	46 A	Pittsburgh	0 <div>3</div>			

Non-Div. I Games:

Miami (FL)

Average RPI Win: 148		WON-LOST	WINNING	LAST 10	STRENGTH OF		OPP. STRENGTH	TEAM	ADJ	CONF.	ADJ CONF.
Average RPI Loss: 48		RECORD	PCT. RANK	GAMES	SCHEDULE		OF SCHEDULE	RPI	RPI	RPI	RPI
DIV. I ONLY		23-9	.71875	50	6-4		94	61	48	.58977	46
DIV. I NON-CONF.		10-2	.83333	29	0-0		157	77	49	.58784	51
TOTALS		RPI 1-25	RPI 26-50		W-L RECORDS		RPI 51-100		RPI 101-150		RPI 150+
23-9	0-2	3-2		OVERALL		2-5		3-0		15-0	
13-2	0-0	3-0		HOME		1-2		2-0		7-0	
6-7	0-2	0-2		AWAY		1-3		0-0		5-0	
4-0	0-0	0-0		NEUTRAL		0-0		1-0		3-0	
10-2	0-1	0-1		NON-CONFERENCE		0-0		2-0		8-0	
5-0	0-0	0-0		HOME		0-0		1-0		4-0	
1-2	0-1	0-1		AWAY		0-0		0-0		1-0	
4-0	0-0	0-0		NEUTRAL		0-0		1-0		3-0	
13-7	0-1	3-1		CONFERENCE		2-5		1-0		7-0	
8-2	0-0	3-0		HOME		1-2		1-0		3-0	
5-5	0-1	0-1		AWAY		1-3		0-0		4-0	
0-0	0-0	0-0		NEUTRAL		0-0		0-0		0-0	
RPI S	Opponent	Score	RPI S	Opponent	Score	RPI S	Opponent	Score	RPI S	Opponent	Score
1 A	Nebraska	1 3	27 A	North Carolina	0 3	57 A	Syracuse	3 1	104 H	George Washington	3 1
21 A	Louisville	2 3	27 H	North Carolina	3 0	57 H	Syracuse	1 3	109 N	Tulsa	3 0
			28 H	Florida St.	3 0	59 A	Virginia	1 3	111 H	Georgia Tech	3 2
			31 A	Michigan	1 3	59 H	Virginia	3 0	153 N	South Carolina	3 1
			44 H	Miami (FL)	3 0	76 A	Duke	2 3	154 A	North Carolina St.	3 2
						82 A	Virginia Tech	1 3	154 H	North Carolina St.	3 1
						82 H	Virginia Tech	2 3	156 H	Lehigh	3 1
									164 N	Western Mich.	3 0
									171 A	Boston College	3 0
									171 H	Boston College	3 0
									175 A	Duquesne	3 0
									177 A	Wake Forest	3 0
									199 H	Colgate	3 0
									210 H	Clemson	3 0
									214 A	Notre Dame	3 0
									227 H	Youngstown St.	3 0
									259 H	Bowling Green	3 1
									275 N	Grand Canyon	3 0
			LAST 10 GAMES								
			59 H	Virginia	3 0	27 A	North Carolina	0 3			
			82 H	Virginia Tech	2 3	214 A	Notre Dame	3 0			
			57 H	Syracuse	1 3	21 A	Louisville	2 3			
			171 H	Boston College	3 0	44 H	Miami (FL)	3 0			
			154 A	North Carolina St.	3 2	28 H	Florida St.	3 0			

Non-Div. I Games:

Pittsburgh

Average RPI Win: 137		WON-LOST RECORD		WINNING PCT. RANK		LAST 10 GAMES		STRENGTH OF SCHEDULE		OPP. STRENGTH OF SCHEDULE		TEAM RPI		ADJ RPI		CONF. RPI		ADJ CONF. RPI	
DIV. I ONLY		17- 13		.56667 125		3- 7		21		44		42		.58864 47		2		2	
DIV. I NON-CONF.		12- 2		.85714 21		0- 0		24		133		11		.66429 13		3		3	
TOTALS		RPI 1-25		RPI 26-50		W-L RECORDS		RPI 51-100		RPI 101-150		RPI 150+							
17- 13		1- 5		0- 2		OVERALL		4- 6		4- 0		8- 0							
10- 5		0- 2		0- 1		HOME		2- 2		3- 0		5- 0							
4- 7		1- 3		0- 1		AWAY		1- 3		0- 0		2- 0							
3- 1		0- 0		0- 0		NEUTRAL		1- 1		1- 0		1- 0							
12- 2		1- 1		0- 0		NON-CONFERENCE		3- 1		4- 0		4- 0							
7- 0		0- 0		0- 0		HOME		1- 0		3- 0		3- 0							
2- 1		1- 1		0- 0		AWAY		1- 0		0- 0		0- 0							
3- 1		0- 0		0- 0		NEUTRAL		1- 1		1- 0		1- 0							
5- 11		0- 4		0- 2		CONFERENCE		1- 5		0- 0		4- 0							
3- 5		0- 2		0- 1		HOME		1- 2		0- 0		2- 0							
2- 6		0- 2		0- 1		AWAY		0- 3		0- 0		2- 0							
0- 0		0- 0		0- 0		NEUTRAL		0- 0		0- 0		0- 0							
RPI	S	Opponent		Score		RPI	S	Opponent		Score		RPI	S	Opponent		Score			
2	A	Texas		0 3		26	A	Iowa St.		1 3		52	A	TCU		2 3			
2	H	Texas		0 3		26	H	Iowa St.		0 3		52	H	TCU		0 3			
6	A	Kansas		0 3								54	N	UNI		3 2			
6	H	Kansas		1 3								55	A	Kansas St.		0 3			
22	A	Dayton		3 2								55	H	Kansas St.		3 0			
25	A	Colorado St.		0 3								62	N	Cleveland St.		1 3			
												71	A	Oklahoma		1 3			
												71	H	Oklahoma		0 3			
												74	H	Rice		3 1			
												88	A	North Texas		3 1			

Non-Div. I Games:

Baylor

Average RPI Win:		157	WON-LOST RECORD		WINNING PCT. RANK		LAST 10 GAMES		STRENGTH OF SCHEDULE		OPP. STRENGTH OF SCHEDULE		TEAM RPI		ADJ RPI		CONF. RPI		ADJ CONF. RPI	
DIV. I ONLY			25- 6		.80645 23		9- 1		168		72		49		.58778 48		14		13	
DIV. I NON-CONF.			12- 3		.8 38		2- 0		99		23		38		.61363 38		9		9	
TOTALS		RPI 1-25		RPI 26-50		W-L RECORDS		RPI 51-100		RPI 101-150		RPI 150+								
25- 6		1- 3		1- 0		OVERALL		5- 1		8- 1		10- 1								
16- 3		0- 2		1- 0		HOME		5- 0		5- 0		5- 1								
8- 2		1- 1		0- 0		AWAY		0- 0		3- 1		4- 0								
1- 1		0- 0		0- 0		NEUTRAL		0- 1		0- 0		1- 0								
12- 3		1- 1		1- 0		NON-CONFERENCE		5- 1		3- 0		2- 1								
9- 2		0- 1		1- 0		HOME		5- 0		2- 0		1- 1								
2- 0		1- 0		0- 0		AWAY		0- 0		1- 0		0- 0								
1- 1		0- 0		0- 0		NEUTRAL		0- 1		0- 0		1- 0								
13- 3		0- 2		0- 0		CONFERENCE		0- 0		5- 1		8- 0								
7- 1		0- 1		0- 0		HOME		0- 0		3- 0		4- 0								
6- 2		0- 1		0- 0		AWAY		0- 0		2- 1		4- 0								
0- 0		0- 0		0- 0		NEUTRAL		0- 0		0- 0		0- 0								
RPI	S	Opponent		Score		RPI	S	Opponent		Score		RPI	S	Opponent		Score				
12	H	UCLA		1	3	29	H	San Diego		3	2	68	H	Pacific		3	0			
15	A	Hawaii		2	3							73	N	Illinois St.		0	3			
15	H	Hawaii		1	3							76	H	Duke		3	2			
19	A	Loyola Marymount		3	2							85	H	Denver		3	0			
												93	H	Alabama		3	1			
												99	H	Oakland		3	1			
														103 A Cal Poly		1	3			
														103 H Cal Poly		3	2			
														126 A UC Davis		3	1			
														126 H UC Davis		3	0			
														134 A Harvard		3	0			
														135 H Central Ark.		3	0			
														143 A UC Irvine		3	1			
														143 H UC Irvine		3	1			
														148 H Oregon St.		3	0			
														191 H St. Mary's (CA)		1	3			
														198 N Rutgers		3	1			
														215 A UC Santa Barbara		3	1			
														215 H UC Santa Barbara		3	0			
														224 A CSUN		3	0			
														224 H CSUN		3	0			
														235 A UC Riverside		3	0			
														235 H UC Riverside		3	0			
														239 H Stony Brook		3	0			
														303 A Cal St. Fullerton		3	0			
														303 H Cal St. Fullerton		3	0			
LAST 10 GAMES																				
						85	H	Denver		3	0	15	H	Hawaii		1	3			
						68	H	Pacific		3	0	303	A	Cal St. Fullerton		3	0			
						235	A	UC Riverside		3	0	126	A	UC Davis		3	1			
						303	H	Cal St. Fullerton		3	0	143	A	UC Irvine		3	1			
						224	A	CSUN		3	0	103	H	Cal Poly		3	2			

Non-Div. I Games:

Long Beach St.

[illegible]

Non-Div. I Games:

Ohio

Average RPI Win: 139		WON-LOST RECORD		WINNING PCT. RANK		LAST 10 GAMES		STRENGTH OF SCHEDULE		OPP. STRENGTH OF SCHEDULE		TEAM RPI		ADJ RPI		CONF. RPI		ADJ CONF. RPI	
DIV. I ONLY		19- 14		.57576 121		5- 5		31		42		53		.58723 50		3		3	
DIV. I NON-CONF.		10- 3		.76923 42		0- 1		61		118		37		.61183 39		2		2	
TOTALS		RPI 1-25		RPI 26-50		W-L RECORDS		RPI 51-100		RPI 101-150		RPI 150+							
19- 14		1- 10		3- 1		OVERALL		2- 2		5- 1		8- 0							
11- 5		1- 4		2- 0		HOME		1- 1		2- 0		5- 0							
5- 7		0- 4		1- 1		AWAY		0- 1		2- 1		2- 0							
3- 2		0- 2		0- 0		NEUTRAL		1- 0		1- 0		1- 0							
10- 3		0- 3		1- 0		NON-CONFERENCE		2- 0		1- 0		6- 0							
5- 1		0- 1		0- 0		HOME		1- 0		0- 0		4- 0							
2- 0		0- 0		1- 0		AWAY		0- 0		0- 0		1- 0							
3- 2		0- 2		0- 0		NEUTRAL		1- 0		1- 0		1- 0							
9- 11		1- 7		2- 1		CONFERENCE		0- 2		4- 1		2- 0							
6- 4		1- 3		2- 0		HOME		0- 1		2- 0		1- 0							
3- 7		0- 4		0- 1		AWAY		0- 1		2- 1		1- 0							
0- 0		0- 0		0- 0		NEUTRAL		0- 0		0- 0		0- 0							
RPI	S	Opponent		Score		RPI	S	Opponent		Score		RPI	S	Opponent		Score			
2	H	Texas		2	3	34	A	SMU		3	1	105	N	Texas St.		3	0		
4	A	Southern California		1	3	40	A	Arizona St.		1	3	114	A	Washington St.		3	2		
4	H	Southern California		1	3	40	H	Arizona St.		3	1	114	H	Washington St.		3	1		
8	A	Washington		1	3	44	H	Oregon		3	0	133	A	Utah		3	2		
8	H	Washington		0	3							133	H	Utah		3	0		
12	A	UCLA		0	3							148	A	Oregon St.		1	3		
12	H	UCLA		3	2							176	A	LIU Brooklyn		3	0		
13	A	Stanford		1	3							182	A	California		3	1		
13	H	Stanford		2	3							182	H	California		3	1		
16	N	Western Ky.		0	3							187	H	South Dakota		3	0		
17	N	Ohio St.		1	3							224	H	CSUN		3	0		
												231	N	Abilene Christian		3	0		
												289	H	Florida A&M		3	0		
												331	H	Savannah St.		3	0		
LAST 10 GAMES																			
						16	N	Western Ky.		0	3	66	A	Colorado		0	3		
						40	H	Arizona St.		3	1	133	A	Utah		3	2		
						148	A	Oregon St.		1	3	8	H	Washington		0	3		
						12	H	UCLA		3	2	114	H	Washington St.		3	1		
						4	H	Southern California		1	3	182	A	California		3	1		

Non-Div. I Games:

Arizona

Average RPI Win: 161		WON-LOST RECORD		WINNING PCT. RANK		LAST 10 GAMES		STRENGTH OF SCHEDULE		OPP. STRENGTH OF SCHEDULE		TEAM RPI		ADJ RPI		CONF. RPI		ADJ CONF. RPI	
DIV. I ONLY		23- 9		.71875 50		9- 1		81		85		41		.58713 51		13		14	
DIV. I NON-CONF.		8- 8		.5 160		0- 1		81		28		101		.54231 102		15		17	
TOTALS		RPI 1-25		RPI 26-50		W-L RECORDS		RPI 51-100		RPI 101-150		RPI 150+							
23- 9		0- 3		0- 0		OVERALL		4- 4		8- 2		11- 0							
11- 3		0- 1		0- 0		HOME		2- 1		4- 1		5- 0							
9- 4		0- 2		0- 0		AWAY		1- 2		4- 0		4- 0							
3- 2		0- 0		0- 0		NEUTRAL		1- 1		0- 1		2- 0							
8- 8		0- 3		0- 0		NON-CONFERENCE		2- 4		1- 1		5- 0							
3- 2		0- 1		0- 0		HOME		1- 1		0- 0		2- 0							
2- 4		0- 2		0- 0		AWAY		0- 2		1- 0		1- 0							
3- 2		0- 0		0- 0		NEUTRAL		1- 1		0- 1		2- 0							
15- 1		0- 0		0- 0		CONFERENCE		2- 0		7- 1		6- 0							
8- 1		0- 0		0- 0		HOME		1- 0		4- 1		3- 0							
7- 0		0- 0		0- 0		AWAY		1- 0		3- 0		3- 0							
0- 0		0- 0		0- 0		NEUTRAL		0- 0		0- 0		0- 0							
RPI	S	Opponent		Score		RPI	S	Opponent		Score		RPI	S	Opponent		Score			
12	A	UCLA		0	3			53	A	Northwestern		1	3	102	A	Kennesaw St.		3	2
14	A	Creighton		0	3			56	N	Idaho St.		3	1	102	H	Kennesaw St.		3	0
16	H	Western Ky.		0	3			68	N	Pacific		0	3	102	H	Kennesaw St.		2	3
								79	H	Pepperdine		3	1	129	N	CSU Bakersfield		2	3
								91	H	Fla. Atlantic		0	3	131	A	Jacksonville		3	2
								95	A	Ole Miss		1	3	131	H	Jacksonville		3	1
								96	A	FGCU		3	2	131	H	Jacksonville		3	0
								96	H	FGCU		3	0	133	A	Utah		3	1
													138	A	North Florida		3	0	
													138	H	North Florida		3	0	
													166	A	Belmont		3	2	
													166	H	Belmont		3	2	
													172	N	Milwaukee		3	1	
													192	H	Ball St.		3	1	
													212	A	Stetson		3	0	
													212	H	Stetson		3	0	
													213	A	USC Upstate		3	0	
													213	H	USC Upstate		3	0	
													224	N	CSUN		3	2	
													297	A	NJIT		3	0	
													297	H	NJIT		3	0	
LAST 10 GAMES																			
	12	A	UCLA		0	3		138	H	North Florida		3	0						
	102	H	Kennesaw St.		3	0		131	H	Jacksonville		3	0						
	131	H	Jacksonville		3	1		102	A	Kennesaw St.		3	2						
	212	A	Stetson		3	0		213	A	USC Upstate		3	0						
	96	A	FGCU		3	2		297	H	NJIT		3	0						

Non-Div. I Games:

Lipscomb

Average RPI Win: 151		WON-LOST RECORD		WINNING PCT. RANK		LAST 10 GAMES		STRENGTH OF SCHEDULE		OPP. STRENGTH OF SCHEDULE		TEAM RPI		ADJ RPI		CONF. RPI		ADJ CONF. RPI					
Average RPI Loss: 27																							
DIV. I ONLY		19- 10		.65517 85		5- 5		77		30		51		.58698 52		2		2					
DIV. I NON-CONF.		10- 3		.76923 42		0- 1		142		98		61		.5745 64		3		3					
TOTALS		RPI 1-25		RPI 26-50		W-L RECORDS		RPI 51-100		RPI 101-150		RPI 150+											
19- 10		1- 4		2- 4		OVERALL		3- 2		2- 0		11- 0											
9- 2		1- 1		1- 1		HOME		2- 0		1- 0		4- 0											
5- 7		0- 2		1- 3		AWAY		0- 2		1- 0		3- 0											
5- 1		0- 1		0- 0		NEUTRAL		1- 0		0- 0		4- 0											
10- 3		0- 1		0- 2		NON-CONFERENCE		1- 0		2- 0		7- 0											
3- 0		0- 0		0- 0		HOME		0- 0		1- 0		2- 0											
2- 2		0- 0		0- 2		AWAY		0- 0		1- 0		1- 0											
5- 1		0- 1		0- 0		NEUTRAL		1- 0		0- 0		4- 0											
9- 7		1- 3		2- 2		CONFERENCE		2- 2		0- 0		4- 0											
6- 2		1- 1		1- 1		HOME		2- 0		0- 0		2- 0											
3- 5		0- 2		1- 1		AWAY		0- 2		0- 0		2- 0											
0- 0		0- 0		0- 0		NEUTRAL		0- 0		0- 0		0- 0											
RPI	S	Opponent		Score		RPI	S	Opponent		Score		RPI	S	Opponent		Score							
2	A	Texas		0 3		26	A	Iowa St.		1 3		55	A	Kansas St.		1 3							
2	H	Texas		3 0		26	H	Iowa St.		0 3		55	H	Kansas St.		3 2							
6	A	Kansas		0 3		29	A	San Diego		0 3		64	N	UTSA		3 1							
6	H	Kansas		0 3		34	A	SMU		2 3		71	A	Oklahoma		0 3							
15	N	Hawaii		2 3		47	A	Baylor		3 0		71	H	Oklahoma		3 2							
						47	H	Baylor		3 2													
						LAST 10 GAMES																	
						15	N	Hawaii		2 3		47	A	Baylor		3 0							
						201	H	West Virginia		3 0		26	H	Iowa St.		0 3							
						71	A	Oklahoma		0 3		55	A	Kansas St.		1 3							
						169	H	Texas Tech		3 0		2	H	Texas		3 0							
						6	A	Kansas		0 3		47	H	Baylor		3 2							

Non-Div. I Games:

TCU

Average RPI Win:	98	WON-LOST	WINNING	LAST 10	STRENGTH OF	OPP. STRENGTH	TEAM	ADJ	CONF.	ADJ CONF.	
Average RPI Loss:	31	RECORD	PCT. RANK	GAMES	SCHEDULE	OF SCHEDULE	RPI	RPI	RPI	RPI	
DIV. I ONLY	14- 17	.45161	198	2- 8	5	11	57	.58668	53	1	1
DIV. I NON-CONF.	8- 3	.72727	64	0- 0	8	74	14	.65868	15	1	1
<hr/>											
TOTALS	RPI 1-25	RPI 26-50		W-L RECORDS		RPI 51-100		RPI 101-150		RPI 150+	
14- 17	1- 9	2- 5		OVERALL		6- 3		2- 0		3- 0	
5- 7	1- 4	1- 2		HOME		2- 1		0- 0		1- 0	
4- 9	0- 5	0- 3		AWAY		2- 1		1- 0		1- 0	
5- 1	0- 0	1- 0		NEUTRAL		2- 1		1- 0		1- 0	
<hr/>											
8- 3	0- 1	1- 1		NON-CONFERENCE		3- 1		2- 0		2- 0	
2- 0	0- 0	0- 0		HOME		1- 0		0- 0		1- 0	
1- 2	0- 1	0- 1		AWAY		0- 0		1- 0		0- 0	
5- 1	0- 0	1- 0		NEUTRAL		2- 1		1- 0		1- 0	
<hr/>											
6- 14	1- 8	1- 4		CONFERENCE		3- 2		0- 0		1- 0	
3- 7	1- 4	1- 2		HOME		1- 1		0- 0		0- 0	
3- 7	0- 4	0- 2		AWAY		2- 1		0- 0		1- 0	
0- 0	0- 0	0- 0		NEUTRAL		0- 0		0- 0		0- 0	
<hr/>											
RPI S	Opponent	Score	RPI S	Opponent	Score	RPI S	Opponent	Score	RPI S	Opponent	Score
1 H	Nebraska	0 3	31 H	Michigan	0 3	51 H	Lipscomb	3 1	119 A	Loyola Chicago	3 0
3 A	Minnesota	0 3	32 A	Purdue	0 3	56 N	Idaho St.	0 3	140 N	New Hampshire	3 0
3 H	Minnesota	1 3	32 H	Purdue	1 3	67 N	A&M-Corpus Christi	3 1	172 H	Milwaukee	3 0
7 A	Wisconsin	0 3	35 N	Missouri St.	3 2	81 N	Furman	3 0	177 N	Wake Forest	3 0
10 A	Penn St.	0 3	38 A	Michigan St.	1 3	89 A	Indiana	0 3	198 A	Rutgers	3 0
10 H	Penn St.	3 2	38 H	Michigan St.	3 1	92 A	Iowa	3 0			
16 A	Western Ky.	0 3	43 A	Boise St.	0 3	92 H	Iowa	3 1			
17 H	Ohio St.	0 3				97 A	Maryland	3 0			
23 A	Illinois	1 3				97 H	Maryland	0 3			
23 H	Illinois	2 3									
<hr/>											
LAST 10 GAMES											
97 H Maryland 0 3						3 H Minnesota 1 3					
10 A Penn St. 0 3						23 A Illinois 1 3					
92 A Iowa 3 0						23 H Illinois 2 3					
38 A Michigan St. 1 3						38 H Michigan St. 3 1					
32 H Purdue 1 3						31 H Michigan 0 3					

Non-Div. I Games:

Northwestern

Average RPI Win:	141	WON-LOST RECORD	WINNING PCT. RANK	LAST 10 GAMES	STRENGTH OF SCHEDULE	OPP. STRENGTH OF SCHEDULE	TEAM RPI	ADJ RPI	CONF. RPI	ADJ CONF. RPI		
DIV. I ONLY		19- 15	.55882	132	6- 4	24	63	58	.58474	54	8	8
DIV. I NON-CONF.		6- 8	.42857	191	0- 1	21	13	63	.57908	58	8	8
<hr/>												
TOTALS	RPI 1-25	RPI 26-50		W-L RECORDS		RPI 51-100		RPI 101-150		RPI 150+		
19- 15	1- 4	2- 8		OVERALL		5- 1		5- 1		6- 1		
9- 3	1- 2	2- 1		HOME		1- 0		2- 0		3- 0		
6- 7	0- 1	0- 4		AWAY		1- 1		2- 1		3- 0		
4- 5	0- 1	0- 3		NEUTRAL		3- 0		1- 0		0- 1		
6- 8	1- 4	0- 3		NON-CONFERENCE		3- 0		2- 0		0- 1		
1- 2	1- 2	0- 0		HOME		0- 0		0- 0		0- 0		
2- 2	0- 1	0- 1		AWAY		1- 0		1- 0		0- 0		
3- 4	0- 1	0- 2		NEUTRAL		2- 0		1- 0		0- 1		
13- 7	0- 0	2- 5		CONFERENCE		2- 1		3- 1		6- 0		
8- 1	0- 0	2- 1		HOME		1- 0		2- 0		3- 0		
4- 5	0- 0	0- 3		AWAY		0- 1		1- 1		3- 0		
1- 1	0- 0	0- 1		NEUTRAL		1- 0		0- 0		0- 0		
<hr/>												
RPI S	Opponent	Score		RPI S	Opponent	Score		RPI S	Opponent	Score		
4 H	Southern California	0	3	26 A	Iowa St.	0	3	73 A	Illinois St.	0	3	
14 H	Creighton	3	1	30 A	Wichita St.	0	3	73 H	Illinois St.	3	1	
16 N	Western Ky.	1	3	30 H	Wichita St.	0	3	73 N	Illinois St.	3	1	
24 H	Kentucky	1	3	30 N	Wichita St.	2	3	86 N	Cincinnati	3	1	
25 A	Colorado St.	0	3	35 A	Missouri St.	1	3	93 N	Alabama	3	1	
				35 H	Missouri St.	3	2	94 A	Northern Ill.	3	1	
				36 N	Marquette	2	3					
				41 A	Southern Ill.	1	3					
				41 H	Southern Ill.	3	1					
				47 N	Baylor	2	3					

Non-Div. I Games:

UNI

Average RPI Win: 144		WON-LOST RECORD		WINNING PCT. RANK		LAST 10 GAMES		STRENGTH OF SCHEDULE		OPP. STRENGTH OF SCHEDULE		TEAM RPI		ADJ RPI		CONF. RPI		ADJ CONF. RPI	
DIV. I ONLY		17- 12		.58621 116		6- 4		38		28		52		.58311 55		2		2	
DIV. I NON-CONF.		8- 5		.61538 120		0- 1		76		73		70		.56715 73		3		3	
TOTALS		RPI 1-25		RPI 26-50		W-L RECORDS		RPI 51-100		RPI 101-150		RPI 150+							
17- 12		0- 6		2- 4		OVERALL		4- 2		1- 0		10- 0							
9- 2		0- 2		2- 0		HOME		2- 0		0- 0		5- 0							
4- 7		0- 3		0- 3		AWAY		1- 1		0- 0		3- 0							
4- 3		0- 1		0- 1		NEUTRAL		1- 1		1- 0		2- 0							
8- 5		0- 2		0- 2		NON-CONFERENCE		1- 1		1- 0		6- 0							
3- 0		0- 0		0- 0		HOME		0- 0		0- 0		3- 0							
1- 2		0- 1		0- 1		AWAY		0- 0		0- 0		1- 0							
4- 3		0- 1		0- 1		NEUTRAL		1- 1		1- 0		2- 0							
9- 7		0- 4		2- 2		CONFERENCE		3- 1		0- 0		4- 0							
6- 2		0- 2		2- 0		HOME		2- 0		0- 0		2- 0							
3- 5		0- 2		0- 2		AWAY		1- 1		0- 0		2- 0							
0- 0		0- 0		0- 0		NEUTRAL		0- 0		0- 0		0- 0							
RPI	S	Opponent		Score		RPI	S	Opponent		Score		RPI	S	Opponent		Score			
2	A	Texas		1 3		26	A	Iowa St.		0 3		52	A	TCU		2 3			
2	H	Texas		0 3		26	H	Iowa St.		3 0		52	H	TCU		3 1			
6	A	Kansas		1 3		30	N	Wichita St.		1 3		61	N	Arkansas		2 3			
6	H	Kansas		1 3		44	A	Miami (FL)		2 3		71	A	Oklahoma		3 0			
7	N	Wisconsin		1 3		47	A	Baylor		0 3		71	H	Oklahoma		3 2			
14	A	Creighton		2 3		47	H	Baylor		3 0		73	N	Illinois St.		3 2			
						LAST 10 GAMES													
						30 N Wichita St. 1 3						71 H Oklahoma 3 2							
						47 A Baylor 0 3						169 H Texas Tech 3 0							
						6 H Kansas 1 3						52 H TCU 3 1							
						2 A Texas 1 3						201 A West Virginia 3 0							
						26 H Iowa St. 3 0						169 A Texas Tech 3 0							

Non-Div. I Games:

Kansas St.

Average RPI Win:		179	WON-LOST RECORD		WINNING PCT. RANK		LAST 10 GAMES		STRENGTH OF SCHEDULE		OPP. STRENGTH OF SCHEDULE		TEAM RPI		ADJ RPI		CONF. RPI		ADJ CONF. RPI				
DIV. I ONLY			23- 10		.69697	57	7- 3		79		119		54		.58266		56	19		18			
DIV. I NON-CONF.			8- 6		.57143	138	0- 0		53		53		62		.57779		60	16		14			
TOTALS		RPI 1-25		RPI 26-50		W-L RECORDS		RPI 51-100		RPI 101-150		RPI 150+											
23- 10		0- 2		1- 4		OVERALL		4- 2		1- 2		17- 0											
8- 1		0- 0		0- 1		HOME		1- 0		0- 0		7- 0											
7- 7		0- 2		1- 3		AWAY		0- 1		1- 1		5- 0											
8- 2		0- 0		0- 0		NEUTRAL		3- 1		0- 1		5- 0											
8- 6		0- 2		1- 1		NON-CONFERENCE		3- 1		0- 2		4- 0											
1- 0		0- 0		0- 0		HOME		0- 0		0- 0		1- 0											
1- 4		0- 2		1- 1		AWAY		0- 0		0- 1		0- 0											
6- 2		0- 0		0- 0		NEUTRAL		3- 1		0- 1		3- 0											
15- 4		0- 0		0- 3		CONFERENCE		1- 1		1- 0		13- 0											
7- 1		0- 0		0- 1		HOME		1- 0		0- 0		6- 0											
6- 3		0- 0		0- 2		AWAY		0- 1		1- 0		5- 0											
2- 0		0- 0		0- 0		NEUTRAL		0- 0		0- 0		2- 0											
RPI	S	Opponent		Score		RPI	S	Opponent		Score		RPI	S	Opponent		Score							
4	A	Southern California		0	3	33	A	Northern Ariz.		1	3	51	N	Lipscomb		1	3	107	N	New Mexico		2	3
11	A	BYU		2	3	33	A	Northern Ariz.		0	3	53	N	Northwestern		3	0	133	A	Utah		1	3
						33	H	Northern Ariz.		0	3	67	N	A&M-Corpus Christi		3	0	139	A	North Dakota		3	0
						42	A	Wyoming		1	3	78	A	Sacramento St.		0	3	152	A	Northern Colo.		3	2
						43	A	Boise St.		3	1	78	H	Sacramento St.		3	1	173	H	Idaho		3	0
												79	N	Pepperdine		3	1	173	N	Idaho		3	1
																		184	A	Southern Utah		3	0
																		184	H	Southern Utah		3	0
																		189	H	Eastern Wash.		3	0
																		189	N	Eastern Wash.		3	2
																		190	N	McNeese St.		3	0
																		197	H	Utah Valley		3	0
																		216	A	Portland St.		3	0
																		216	H	Portland St.		3	2
																		224	N	CSUN		3	0
																		260	H	Montana		3	0
																		261	N	Utah St.		3	0
																		274	A	Weber St.		3	1
																		274	H	Weber St.		3	0
																		304	A	Montana St.		3	0
						LAST 10 GAMES																	
						33	A	Northern Ariz.		0	3	78	A	Sacramento St.		0	3						
						173	N	Idaho		3	1	216	A	Portland St.		3	0						
						189	N	Eastern Wash.		3	2	184	H	Southern Utah		3	0						
						274	A	Weber St.		3	1	33	H	Northern Ariz.		0	3						
						260	H	Montana		3	0	173	H	Idaho		3	0						

Non-Div. I Games:

Idaho St.

Average RPI Win:	156	WON-LOST RECORD	WINNING PCT. RANK	LAST 10 GAMES	STRENGTH OF SCHEDULE	OPP. STRENGTH OF SCHEDULE	TEAM RPI	ADJ RPI	CONF. RPI	ADJ CONF. RPI	
Average RPI Loss:	39										
DIV. I ONLY	23- 8	.74194	44	8- 2	132	59	56	.58175	57	6	6
DIV. I NON-CONF.	9- 2	.81818	36	0- 0	206	90	66	.57163	67	6	6
<hr/>											
TOTALS	RPI 1-25	RPI 26-50		W-L RECORDS	RPI 51-100		RPI 101-150		RPI 150+		
23- 8	1- 2	1- 5		OVERALL	4- 1		4- 0		13- 0		
11- 2	1- 0	0- 2		HOME	2- 0		2- 0		6- 0		
11- 4	0- 1	1- 2		AWAY	2- 1		1- 0		7- 0		
1- 2	0- 1	0- 1		NEUTRAL	0- 0		1- 0		0- 0		
<hr/>											
9- 2	0- 1	0- 1		NON-CONFERENCE	1- 0		3- 0		5- 0		
3- 0	0- 0	0- 0		HOME	0- 0		1- 0		2- 0		
5- 0	0- 0	0- 0		AWAY	1- 0		1- 0		3- 0		
1- 2	0- 1	0- 1		NEUTRAL	0- 0		1- 0		0- 0		
<hr/>											
14- 6	1- 1	1- 4		CONFERENCE	3- 1		1- 0		8- 0		
8- 2	1- 0	0- 2		HOME	2- 0		1- 0		4- 0		
6- 4	0- 1	1- 2		AWAY	1- 1		0- 0		4- 0		
0- 0	0- 0	0- 0		NEUTRAL	0- 0		0- 0		0- 0		
<hr/>											
RPI S	Opponent	Score		RPI S	Opponent	Score		RPI S	Opponent	Score	
17 N	Ohio St.	1	3	27 H	North Carolina	1	3	59 H	Virginia	3	2
21 A	Louisville	1	3	28 A	Florida St.	0	3	69 A	Auburn	3	2
21 H	Louisville	3	0	44 A	Miami (FL)	0	3	76 A	Duke	3	1
				46 A	Pittsburgh	3	1	82 A	Virginia Tech	1	3
				46 H	Pittsburgh	1	3	82 H	Virginia Tech	3	2
				50 N	Arizona	1	3				

Non-Div. I Games:

Syracuse

Average RPI Win: 191		WON-LOST RECORD		WINNING PCT. RANK		LAST 10 GAMES		STRENGTH OF SCHEDULE		OPP. STRENGTH OF SCHEDULE		TEAM RPI		ADJ RPI		CONF. RPI		ADJ CONF. RPI	
DIV. I ONLY		24- 8		.75 40		7- 3		103		163		55		.57961 58		12		12	
DIV. I NON-CONF.		9- 4		.69231 79		0- 1		124		182		86		.55801 84		13		13	
TOTALS		RPI 1-25		RPI 26-50		W-L RECORDS		RPI 51-100		RPI 101-150		RPI 150+							
24- 8		0- 0		1- 1		OVERALL		6- 6		1- 1		16- 0							
9- 2		0- 0		0- 0		HOME		2- 1		0- 1		7- 0							
9- 5		0- 0		1- 1		AWAY		1- 4		1- 0		6- 0							
6- 1		0- 0		0- 0		NEUTRAL		3- 1		0- 0		3- 0							
9- 4		0- 0		1- 1		NON-CONFERENCE		1- 3		0- 0		7- 0							
3- 0		0- 0		0- 0		HOME		0- 0		0- 0		3- 0							
3- 3		0- 0		1- 1		AWAY		0- 2		0- 0		2- 0							
3- 1		0- 0		0- 0		NEUTRAL		1- 1		0- 0		2- 0							
15- 4		0- 0		0- 0		CONFERENCE		5- 3		1- 1		9- 0							
6- 2		0- 0		0- 0		HOME		2- 1		0- 1		4- 0							
6- 2		0- 0		0- 0		AWAY		1- 2		1- 0		4- 0							
3- 0		0- 0		0- 0		NEUTRAL		2- 0		0- 0		1- 0							
RPI	S	Opponent		Score		RPI	S	Opponent		Score		RPI	S	Opponent		Score			
27	A	North Carolina		0	3	75	A	James Madison		3	0	106	A	Hofstra		3	0		
27	A	North Carolina		3	2	75	H	James Madison		1	3	106	H	Hofstra		2	3		
						76	A	Duke		0	3	178	A	Delaware		3	0		
						78	N	Sacramento St.		1	3	178	H	Delaware		3	0		
						80	N	Appalachian St.		3	1	194	A	Campbell		3	0		
						83	A	Towson		0	3	210	A	Clemson		3	0		
						83	H	Towson		3	1	212	H	Stetson		3	0		
						83	N	Towson		3	2	242	H	UMES		3	0		
						84	A	Coastal Caro.		1	3	246	A	William & Mary		3	1		
						87	A	Col. of Charleston		2	3	246	H	William & Mary		3	0		
						87	H	Col. of Charleston		3	2	246	N	William & Mary		3	0		
						87	N	Col. of Charleston		3	0	262	A	Elon		3	0		
												262	H	Elon		3	0		
												272	A	Northeastern		3	2		
												272	H	Northeastern		3	2		
												306	N	Charleston So.		3	0		
												310	H	Presbyterian		3	0		
												319	N	Norfolk St.		3	0		
LAST 10 GAMES																			
27	A	North Carolina		0	3	87	A	Col. of Charleston		2	3								
87	N	Col. of Charleston		3	0	262	H	Elon		3	0								
83	N	Towson		3	2	246	H	William & Mary		3	0								
246	N	William & Mary		3	0	83	A	Towson		0	3								
178	A	Delaware		3	0	75	A	James Madison		3	0								

Non-Div. I Games:

UNCW

Average RPI Win: 135		WON-LOST RECORD		WINNING PCT. RANK		LAST 10 GAMES		STRENGTH OF SCHEDULE		OPP. STRENGTH OF SCHEDULE		TEAM RPI		ADJ RPI		CONF. RPI		ADJ CONF. RPI	
DIV. I ONLY		18- 13		.58065 118		4- 6		46		58		64		.57838 59		6		6	
DIV. I NON-CONF.		8- 3		.72727 64		0- 0		41		64		32		.62585 31		6		6	
TOTALS		RPI 1-25		RPI 26-50		W-L RECORDS		RPI 51-100		RPI 101-150		RPI 150+							
18- 13		1- 2		2- 5		OVERALL		4- 5		1- 0		10- 1							
10- 3		0- 1		2- 1		HOME		2- 1		1- 0		5- 0							
5- 9		1- 1		0- 4		AWAY		2- 3		0- 0		2- 1							
3- 1		0- 0		0- 0		NEUTRAL		0- 1		0- 0		3- 0							
8- 3		1- 1		1- 0		NON-CONFERENCE		2- 2		0- 0		4- 0							
3- 0		0- 0		1- 0		HOME		1- 0		0- 0		1- 0							
2- 2		1- 1		0- 0		AWAY		1- 1		0- 0		0- 0							
3- 1		0- 0		0- 0		NEUTRAL		0- 1		0- 0		3- 0							
10- 10		0- 1		1- 5		CONFERENCE		2- 3		1- 0		6- 1							
7- 3		0- 1		1- 1		HOME		1- 1		1- 0		4- 0							
3- 7		0- 0		0- 4		AWAY		1- 2		0- 0		2- 1							
0- 0		0- 0		0- 0		NEUTRAL		0- 0		0- 0		0- 0							
RPI S	Opponent	Score		RPI S	Opponent	Score		RPI S	Opponent	Score		RPI S	Opponent	Score					
12 A	UCLA	0	3	26 H	Iowa St.	3	2	57 A	Syracuse	2	3	111 H	Georgia Tech	3	0				
19 A	Loyola Marymount	3	1	27 A	North Carolina	0	3	60 A	American	3	2	154 A	North Carolina St.	3	0				
21 H	Louisville	0	3	27 H	North Carolina	0	3	70 N	Saint Louis	2	3	154 H	North Carolina St.	3	0				
				28 A	Florida St.	0	3	76 A	Duke	3	1	171 A	Boston College	3	0				
				44 A	Miami (FL)	0	3	76 H	Duke	0	3	174 N	Troy	3	1				
				46 A	Pittsburgh	0	3	80 H	Appalachian St.	3	2	177 A	Wake Forest	2	3				
				46 H	Pittsburgh	3	1	82 A	Virginia Tech	2	3	177 H	Wake Forest	3	0				
								82 H	Virginia Tech	3	1	184 H	VCU	3	1				
								93 A	Alabama	1	3	210 H	Clemson	3	1				
												214 H	Notre Dame	3	1				
												245 N	UMBC	3	0				
												246 N	William & Mary	3	0				
LAST 10 GAMES																			
				82 A	Virginia Tech	2	3	210 H	Clemson	3	1								
				46 A	Pittsburgh	0	3	28 A	Florida St.	0	3								
				27 H	North Carolina	0	3	44 A	Miami (FL)	0	3								
				154 H	North Carolina St.	3	0	76 H	Duke	0	3								
				111 H	Georgia Tech	3	0	177 H	Wake Forest	3	0								

Non-Div. I Games:

Virginia

[illegible]

Non-Div. I Games:

American

American

Arkansas

Through Games Of Final 2015

Average RPI Win:	144	WON-LOST	WINNING	LAST 10	STRENGTH OF	OPP. STRENGTH	TEAM	ADJ	CONF.	ADJ CONF.		
Average RPI Loss:	65	RECORD	PCT. RANK	GAMES	SCHEDULE	OF SCHEDULE	RPI	RPI	RPI	RPI		
DIV. I ONLY		17- 13	.56667	125	4- 6	55	48	72	.57319	61	5	5
DIV. I NON-CONF.		10- 2	.83333	29	0- 0	84	110	34	.61817	36	5	5
<hr/>												
TOTALS	RPI 1-25	RPI 26-50		W-L RECORDS		RPI 51-100		RPI 101-150		RPI 150+		
17- 13	3- 6	0- 0		OVERALL		2- 4		5- 1		7- 2		
9- 6	1- 3	0- 0		HOME		1- 2		3- 0		4- 1		
4- 7	1- 3	0- 0		AWAY		0- 2		2- 1		1- 1		
4- 0	1- 0	0- 0		NEUTRAL		1- 0		0- 0		2- 0		
10- 2	1- 2	0- 0		NON-CONFERENCE		1- 0		2- 0		6- 0		
5- 1	0- 1	0- 0		HOME		0- 0		2- 0		3- 0		
1- 1	0- 1	0- 0		AWAY		0- 0		0- 0		1- 0		
4- 0	1- 0	0- 0		NEUTRAL		1- 0		0- 0		2- 0		
7- 11	2- 4	0- 0		CONFERENCE		1- 4		3- 1		1- 2		
4- 5	1- 2	0- 0		HOME		1- 2		1- 0		1- 1		
3- 6	1- 2	0- 0		AWAY		0- 2		2- 1		0- 1		
0- 0	0- 0	0- 0		NEUTRAL		0- 0		0- 0		0- 0		
RPI S	Opponent	Score	RPI S	Opponent	Score	RPI S	Opponent	Score	RPI S	Opponent	Score	
5 A	Florida	0 3				55 N	Kansas St.	3 2	110 A	Tennessee	1 3	
5 H	Florida	3 2				69 A	Auburn	0 3	120 H	Army West Point	3 1	
6 H	Kansas	1 3				69 H	Auburn	3 2	121 H	Texas-Arlington	3 0	
7 N	Wisconsin	3 2				93 H	Alabama	2 3	130 A	Mississippi St.	3 0	
9 A	Texas A&M	3 1				95 A	Ole Miss	1 3	132 A	LSU	3 2	
9 H	Texas A&M	1 3				95 H	Ole Miss	2 3	132 H	LSU	3 0	
14 A	Creighton	0 3							153 A	South Carolina	1 3	
18 H	Missouri	0 3							153 H	South Carolina	2 3	
24 A	Kentucky	0 3							188 N	Northern Ky.	3 1	
									190 H	McNeese St.	3 0	
									220 H	Georgia	3 0	
									244 N	Louisiana Tech	3 0	
									264 H	Southeast Mo. St.	3 0	
									279 H	Northwestern St.	3 0	
									288 A	SIUE	3 0	
<hr/>												
LAST 10 GAMES												
9 H Texas A&M						1	3	132 H LSU	3	0		
153 H South Carolina						2	3	130 A Mississippi St.	3	0		
69 A Auburn						0	3	95 A Ole Miss	1	3		
18 H Missouri						0	3	93 H Alabama	2	3		
220 H Georgia						3	0	69 H Auburn	3	2		

Non-Div. I Games:

Arkansas

Average RPI Win: 196		WON-LOST RECORD		WINNING PCT. RANK		LAST 10 GAMES		STRENGTH OF SCHEDULE		OPP. STRENGTH OF SCHEDULE		TEAM RPI		ADJ RPI		CONF. RPI		ADJ CONF. RPI	
DIV. I ONLY		26- 7		.78788 25		7- 3		153		177		60		.57312 62		16		17	
DIV. I NON-CONF.		11- 4		.73333 60		0- 1		205		149		95		.54759 96		19		19	
TOTALS		RPI 1-25		RPI 26-50		W-L RECORDS		RPI 51-100		RPI 101-150		RPI 150+							
26- 7		0- 2		1- 0		OVERALL		2- 2		2- 1		21- 2							
11- 2		0- 0		0- 0		HOME		0- 2		2- 0		9- 0							
9- 4		0- 2		0- 0		AWAY		1- 0		0- 1		8- 1							
6- 1		0- 0		1- 0		NEUTRAL		1- 0		0- 0		4- 1							
11- 4		0- 2		1- 0		NON-CONFERENCE		1- 1		0- 0		9- 1							
2- 1		0- 0		0- 0		HOME		0- 1		0- 0		2- 0							
3- 2		0- 2		0- 0		AWAY		0- 0		0- 0		3- 0							
6- 1		0- 0		1- 0		NEUTRAL		1- 0		0- 0		4- 1							
15- 3		0- 0		0- 0		CONFERENCE		1- 1		2- 1		12- 1							
9- 1		0- 0		0- 0		HOME		0- 1		2- 0		7- 0							
6- 2		0- 0		0- 0		AWAY		1- 0		0- 1		5- 1							
0- 0		0- 0		0- 0		NEUTRAL		0- 0		0- 0		0- 0							
RPI	S	Opponent		Score		RPI	S	Opponent		Score		RPI	S	Opponent		Score			
4	A	Southern California		1	3	47	N	Baylor		3	1	86	H	Cincinnati		1	3		
22	A	Dayton		0	3							89	N	Indiana		3	2		
												99	A	Oakland		3	2		
												99	H	Oakland		1	3		
												122	A	Valparaiso		1	3		
												122	H	Valparaiso		3	2		
												122	H	Valparaiso		3	0		
												170	A	Green Bay		3	1		
												170	H	Green Bay		3	0		
												172	A	Milwaukee		3	2		
												172	H	Milwaukee		3	0		
												188	A	Northern Ky.		2	3		
												188	H	Northern Ky.		3	2		
												188	H	Northern Ky.		3	0		
												202	N	Eastern Ill.		3	2		
												203	N	Robert Morris		3	0		
												214	N	Notre Dame		3	2		
												219	N	Radford		3	2		
												227	A	Youngstown St.		3	0		
												227	H	Youngstown St.		3	0		
												228	A	Wright St.		3	1		
												228	H	Wright St.		3	1		
												230	A	Ill.-Chicago		3	1		
												230	H	Ill.-Chicago		3	0		
												234	A	Middle Tenn.		3	0		
												258	H	Central Mich.		3	1		
												259	N	Bowling Green		2	3		
												267	H	Binghamton		3	0		
												291	A	Toledo		3	0		
												298	A	Akron		3	1		
LAST 10 GAMES																			
4	A	Southern California		1	3	188	H	Northern Ky.		3	0	259	N	Bowling Green		2	3		
122	H	Valparaiso		3	0	99	H	Oakland		1	3	267	H	Binghamton		3	0		
188	H	Northern Ky.		3	2	228	H	Wright St.		3	1	291	A	Toledo		3	0		
122	A	Valparaiso		1	3	227	A	Youngstown St.		3	0	298	A	Akron		3	1		
230	A	Ill.-Chicago		3	1	172	A	Milwaukee		3	2								

Non-Div. I Games:

Cleveland St.

Average RPI Win:	200	WON-LOST RECORD	WINNING PCT. RANK	LAST 10 GAMES	STRENGTH OF SCHEDULE	OPP. STRENGTH OF SCHEDULE	TEAM RPI	ADJ RPI	CONF. RPI	ADJ CONF. RPI				
DIV. I ONLY		28- 6	.82353	16	9- 1	216	117	60	.57312	62	22	21		
DIV. I NON-CONF.		12- 6	.66667	92	1- 1	155	59	91	.55025	91	20	20		
<hr/>														
TOTALS	RPI 1-25	RPI 26-50		W-L RECORDS		RPI 51-100		RPI 101-150		RPI 150+				
28- 6	0- 3	1- 2		OVERALL		1- 1		6- 0		20- 0				
13- 1	0- 0	0- 0		HOME		1- 1		3- 0		9- 0				
9- 3	0- 2	0- 1		AWAY		0- 0		2- 0		7- 0				
6- 2	0- 1	1- 1		NEUTRAL		0- 0		1- 0		4- 0				
<hr/>														
12- 6	0- 3	1- 2		NON-CONFERENCE		1- 1		1- 0		9- 0				
5- 1	0- 0	0- 0		HOME		1- 1		1- 0		3- 0				
2- 3	0- 2	0- 1		AWAY		0- 0		0- 0		2- 0				
5- 2	0- 1	1- 1		NEUTRAL		0- 0		0- 0		4- 0				
<hr/>														
16- 0	0- 0	0- 0		CONFERENCE		0- 0		5- 0		11- 0				
8- 0	0- 0	0- 0		HOME		0- 0		2- 0		6- 0				
7- 0	0- 0	0- 0		AWAY		0- 0		2- 0		5- 0				
1- 0	0- 0	0- 0		NEUTRAL		0- 0		1- 0		0- 0				
<hr/>														
RPI	S	Opponent	Score		RPI	S	Opponent	Score		RPI	S	Opponent	Score	
2	N	Texas	1	3	30	N	Wichita St.	3	2	71	H	Oklahoma	2	3
9	A	Texas A&M	2	3	40	N	Arizona St.	2	3	85	H	Denver	3	2
13	A	Stanford	0	3	50	A	Arizona	1	3					

Non-Div. I Games:

New Mexico St.

Average RPI Win: 159		WON-LOST	WINNING	LAST 10	STRENGTH OF		OPP. STRENGTH	TEAM	ADJ		CONF.	ADJ CONF.
Average RPI Loss: 57		RECORD	PCT. RANK	GAMES	SCHEDULE		OF SCHEDULE	RPI	RPI		RPI	RPI
DIV. I ONLY		18- 12	.6 105	8- 2	59		75	65	.57208 65		7	7
DIV. I NON-CONF.		4- 7	.36364 238	0- 0	42		57	123	.5277 125		7	7
<hr/>												
TOTALS		RPI 1-25	RPI 26-50		W-L RECORDS		RPI 51-100		RPI 101-150		RPI 150+	
18- 12	0- 4	3- 5		OVERALL		1- 1		6- 1		8- 1		
10- 3	0- 3	2- 0		HOME		0- 0		3- 0		5- 0		
7- 6	0- 1	1- 3		AWAY		0- 1		3- 0		3- 1		
1- 3	0- 0	0- 2		NEUTRAL		1- 0		0- 1		0- 0		
<hr/>												
4- 7	0- 2	0- 3		NON-CONFERENCE		1- 1		0- 1		3- 0		
2- 2	0- 2	0- 0		HOME		0- 0		0- 0		2- 0		
1- 3	0- 0	0- 2		AWAY		0- 1		0- 0		1- 0		
1- 2	0- 0	0- 1		NEUTRAL		1- 0		0- 1		0- 0		
<hr/>												
14- 5	0- 2	3- 2		CONFERENCE		0- 0		6- 0		5- 1		
8- 1	0- 1	2- 0		HOME		0- 0		3- 0		3- 0		
6- 3	0- 1	1- 1		AWAY		0- 0		3- 0		2- 1		
0- 1	0- 0	0- 1		NEUTRAL		0- 0		0- 0		0- 0		
<hr/>												
RPI S	Opponent	Score	RPI S	Opponent	Score	RPI S	Opponent	Score	RPI S	Opponent	Score	
14 A	Creighton	0 3	28 A	Florida St.	0 3	84 N	Coastal Caro.	3 2	125 A	St. John's (NY)	3 1	
14 H	Creighton	1 3	31 N	Michigan	1 3	86 A	Cincinnati	1 3	125 H	St. John's (NY)	3 2	
22 H	Dayton	2 3	36 A	Marquette	3 0				132 N	LSU	1 3	
24 H	Kentucky	1 3	36 H	Marquette	3 1				142 A	Seton Hall	3 2	
			39 A	Villanova	1 3				142 H	Seton Hall	3 0	
			39 H	Villanova	3 2				147 A	Butler	3 0	
			39 N	Villanova	0 3				147 H	Butler	3 0	
			49 A	Ohio	2 3				188 H	Northern Ky.	3 0	
									196 H	Eastern Mich.	3 1	
									209 A	DePaul	1 3	
									209 H	DePaul	3 1	
									223 A	Georgetown	3 1	
									223 H	Georgetown	3 1	
									257 A	Providence	3 2	
									257 H	Providence	3 0	
									289 A	Florida A&M	3 1	
<hr/>												
			LAST 10 GAMES									
			39 N	Villanova	0 3	39 H	Villanova	3 2				
			36 H	Marquette	3 1	142 H	Seton Hall	3 0				
			209 H	DePaul	3 1	257 A	Providence	3 2				
			223 A	Georgetown	3 1	125 A	St. John's (NY)	3 1				
			14 A	Creighton	0 3	147 H	Butler	3 0				

Non-Div. I Games:

Xavier

Average RPI Win:	142	WON-LOST RECORD	WINNING PCT. RANK	LAST 10 GAMES	STRENGTH OF SCHEDULE	OPP. STRENGTH OF SCHEDULE	TEAM RPI	ADJ RPI	CONF. RPI	ADJ CONF. RPI					
DIV. I ONLY		19- 13	.59375	107	6- 4	92	19	82	.57202	66	3	3			
DIV. I NON-CONF.		8- 4	.66667	92	0- 0	191	51	104	.54686	98	2	2			
<hr/>															
TOTALS	RPI 1-25	RPI 26-50		W-L RECORDS		RPI 51-100		RPI 101-150		RPI 150+					
19- 13	1- 8	5- 3		OVERALL		1- 1		4- 1		8- 0					
13- 4	1- 2	3- 2		HOME		1- 0		3- 0		5- 0					
4- 8	0- 5	2- 1		AWAY		0- 1		1- 1		1- 0					
2- 1	0- 1	0- 0		NEUTRAL		0- 0		0- 0		2- 0					
8- 4	0- 2	1- 1		NON-CONFERENCE		1- 1		0- 0		6- 0					
6- 1	0- 0	1- 1		HOME		1- 0		0- 0		4- 0					
0- 2	0- 1	0- 0		AWAY		0- 1		0- 0		0- 0					
2- 1	0- 1	0- 0		NEUTRAL		0- 0		0- 0		2- 0					
11- 9	1- 6	4- 2		CONFERENCE		0- 0		4- 1		2- 0					
7- 3	1- 2	2- 1		HOME		0- 0		3- 0		1- 0					
4- 6	0- 4	2- 1		AWAY		0- 0		1- 1		1- 0					
0- 0	0- 0	0- 0		NEUTRAL		0- 0		0- 0		0- 0					
<hr/>															
RPI	S	Opponent	Score	RPI	S	Opponent	Score	RPI	S	Opponent	Score	RPI	S	Opponent	Score
4	A	Southern California	1 3	28	H	Florida St.	3 2	71	H	Oklahoma	3 2	114	H	Washington St.	3 2
4	H	Southern California	2 3	29	H	San Diego	1 3	74	A	Rice	1 3	133	A	Utah	1 3
8	A	Washington	0 3	40	A	Arizona St.	1 3					133	H	Utah	3 1
10	A	Penn St.	0 3	40	H	Arizona St.	3 2					148	A	Oregon St.	3 0
12	A	UCLA	0 3	44	A	Oregon	3 2					148	H	Oregon St.	3 2
12	H	UCLA	0 3	44	H	Oregon	2 3					182	A	California	3 0
13	A	Stanford	1 3	50	A	Arizona	3 1					182	H	California	3 1
13	H	Stanford	3 1	50	H	Arizona	3 0					195	N	Sam Houston St.	3 0
23	N	Illinois	0 3									205	H	Air Force	3 0
												225	H	George Mason	3 1
												274	H	Weber St.	3 0
												292	N	La.-Lafayette	3 0
												304	H	Montana St.	3 1
<hr/>															
				LAST 10 GAMES											
				133 H Utah 3 1				40 H Arizona St. 3 2							
				114 H Washington St. 3 2				4 A Southern California 1 3							
				182 A California 3 0				12 A UCLA 0 3							
				13 A Stanford 1 3				44 H Oregon 2 3							
				50 H Arizona 3 0				148 H Oregon St. 3 2							

Non-Div. I Games:

Colorado

RPI	S	Opponent	Score	
301	H	Texas Southern	3	0
320	A	Prairie View	3	0
320	H	Prairie View	3	0
332	N	Grambling	3	0

A
&
M
-
C
o
r
p
u
s
C
h
r
i
s
t
i

Average RPI Win:	127	WON-LOST RECORD	WINNING PCT. RANK	LAST 10 GAMES	STRENGTH OF SCHEDULE	OPP. STRENGTH OF SCHEDULE	TEAM RPI	ADJ RPI	CONF. RPI	ADJ CONF. RPI		
DIV. I ONLY		17- 13	.56667	125	4- 6	63	27	73	.57174	68	4	4
DIV. I NON-CONF.		9- 3	.75	54	0- 1	131	21	54	.58832	50	4	4
<hr/>												
TOTALS	RPI 1-25	RPI 26-50		W-L RECORDS		RPI 51-100		RPI 101-150		RPI 150+		
17- 13	2- 4	0- 5		OVERALL		3- 4		7- 0		5- 0		
4- 5	0- 2	0- 2		HOME		1- 1		2- 0		1- 0		
8- 7	2- 2	0- 3		AWAY		1- 2		3- 0		2- 0		
5- 1	0- 0	0- 0		NEUTRAL		1- 1		2- 0		2- 0		
<hr/>												
9- 3	1- 1	0- 1		NON-CONFERENCE		2- 1		3- 0		3- 0		
0- 0	0- 0	0- 0		HOME		0- 0		0- 0		0- 0		
4- 2	1- 1	0- 1		AWAY		1- 0		1- 0		1- 0		
5- 1	0- 0	0- 0		NEUTRAL		1- 1		2- 0		2- 0		
<hr/>												
8- 10	1- 3	0- 4		CONFERENCE		1- 3		4- 0		2- 0		
4- 5	0- 2	0- 2		HOME		1- 1		2- 0		1- 0		
4- 5	1- 1	0- 2		AWAY		0- 2		2- 0		1- 0		
0- 0	0- 0	0- 0		NEUTRAL		0- 0		0- 0		0- 0		
<hr/>												
RPI S	Opponent	Score	RPI S	Opponent	Score	RPI S	Opponent	Score	RPI S	Opponent	Score	
11 A	BYU	0 3	29 A	San Diego	0 3	51 N	Lipscomb	3 0	117 A	Portland	3 1	
11 H	BYU	2 3	29 H	San Diego	0 3	79 A	Pepperdine	2 3	117 H	Portland	3 0	
13 A	Stanford	0 3	37 A	Santa Clara	2 3	79 H	Pepperdine	1 3	118 A	San Francisco	3 0	
14 A	Creighton	3 1	37 H	Santa Clara	1 3	90 A	Gonzaga	1 3	118 H	San Francisco	3 2	
19 A	Loyola Marymount	3 1	48 A	Long Beach St.	0 3	90 H	Gonzaga	3 2	129 N	CSU Bakersfield	3 0	
19 H	Loyola Marymount	0 3				92 N	Iowa	2 3	145 A	San Diego St.	3 0	
						94 A	Northern Ill.	3 1	148 N	Oregon St.	3 1	
									161 N	Dartmouth	3 0	
									182 A	California	3 0	
									191 A	St. Mary's (CA)	3 1	
									191 H	St. Mary's (CA)	3 2	
									276 N	South Dakota St.	3 0	
<hr/>												
LAST 10 GAMES												
48 A	Long Beach St.	0 3	11 A	BYU	0 3							
37 H	Santa Clara	1 3	29 A	San Diego	0 3							
90 H	Gonzaga	3 2	19 H	Loyola Marymount	0 3							
117 H	Portland	3 0	79 H	Pepperdine	1 3							
191 A	St. Mary's (CA)	3 1	118 A	San Francisco	3 0							

Non-Div. I Games:

Pacific

Average RPI Win: 142		WON-LOST RECORD		WINNING PCT. RANK		LAST 10 GAMES		STRENGTH OF SCHEDULE		OPP. STRENGTH OF SCHEDULE		TEAM RPI		ADJ RPI		CONF. RPI		ADJ CONF. RPI			
DIV. I ONLY		18- 12		.6 105		6- 4		70		50		66		.56971 69		5		5			
DIV. I NON-CONF.		8- 4		.66667 92		0- 0		110		109		78		.56068 79		5		5			
TOTALS		RPI 1-25		RPI 26-50		W-L RECORDS		RPI 51-100		RPI 101-150		RPI 150+									
18- 12		1- 6		0- 0		OVERALL		2- 3		8- 3		7- 0									
11- 3		1- 2		0- 0		HOME		2- 1		4- 0		4- 0									
5- 7		0- 3		0- 0		AWAY		0- 2		3- 2		2- 0									
2- 2		0- 1		0- 0		NEUTRAL		0- 0		1- 1		1- 0									
8- 4		0- 1		0- 0		NON-CONFERENCE		0- 1		4- 2		4- 0									
4- 1		0- 0		0- 0		HOME		0- 1		2- 0		2- 0									
2- 1		0- 0		0- 0		AWAY		0- 0		1- 1		1- 0									
2- 2		0- 1		0- 0		NEUTRAL		0- 0		1- 1		1- 0									
10- 8		1- 5		0- 0		CONFERENCE		2- 2		4- 1		3- 0									
7- 2		1- 2		0- 0		HOME		2- 0		2- 0		2- 0									
3- 6		0- 3		0- 0		AWAY		0- 2		2- 1		1- 0									
0- 0		0- 0		0- 0		NEUTRAL		0- 0		0- 0		0- 0									
RPI	S	Opponent		Score		RPI	S	Opponent		Score		RPI	S	Opponent		Score					
5	A	Florida		0 3						57	H	Syracuse		2 3		110	A	Tennessee		3 0	
5	H	Florida		3 2						61	A	Arkansas		2 3		110	H	Tennessee		3 1	
9	H	Texas A&M		0 3						61	H	Arkansas		3 0		111	A	Georgia Tech		1 3	
10	N	Penn St.		0 3						93	A	Alabama		0 3		115	N	Little Rock		3 1	
18	A	Missouri		2 3						95	H	Ole Miss		3 2		125	N	St. John's (NY)		2 3	
24	A	Kentucky		2 3												128	A	Memphis		3 0	
24	H	Kentucky		2 3												130	A	Mississippi St.		3 2	
																131	H	Jacksonville		3 2	
																132	A	LSU		2 3	
																132	H	LSU		3 2	
																136	H	Samford		3 1	
																151	A	South Fla.		3 0	
																153	A	South Carolina		3 0	
																153	H	South Carolina		3 1	
																168	H	Stephen F. Austin		3 2	
																220	H	Georgia		3 0	
																269	N	Tennessee Tech		3 0	
																289	H	Florida A&M		3 0	
						LAST 10 GAMES															
						24	A	Kentucky		2 3		130	A	Mississippi St.		3 2					
						110	A	Tennessee		3 0		5	H	Florida		3 2					
						61	H	Arkansas		3 0		153	H	South Carolina		3 1					
						95	H	Ole Miss		3 2		18	A	Missouri		2 3					
						93	A	Alabama		0 3		61	A	Arkansas		2 3					

Non-Div. I Games:

Auburn

Average RPI Win:		197	WON-LOST RECORD		WINNING PCT. RANK		LAST 10 GAMES		STRENGTH OF SCHEDULE		OPP. STRENGTH OF SCHEDULE		TEAM RPI	ADJ RPI		CONF. RPI	ADJ CONF. RPI
DIV. I ONLY			22- 10		.6875 61		5- 5		90		149		67	.5695 70		17	16
DIV. I NON-CONF.			11- 5		.6875 89		0- 0		120		165		83	.56073 78		18	18
TOTALS		RPI 1-25		RPI 26-50		W-L RECORDS		RPI 51-100		RPI 101-150		RPI 150+					
22- 10		1- 5		0- 1		OVERALL		2- 0		5- 2		14- 2					
12- 5		1- 2		0- 1		HOME		0- 0		3- 1		8- 1					
7- 2		0- 1		0- 0		AWAY		1- 0		1- 1		5- 0					
3- 3		0- 2		0- 0		NEUTRAL		1- 0		1- 0		1- 1					
11- 5		1- 2		0- 1		NON-CONFERENCE		2- 0		1- 1		7- 1					
7- 3		1- 1		0- 1		HOME		0- 0		1- 1		5- 0					
2- 0		0- 0		0- 0		AWAY		1- 0		0- 0		1- 0					
2- 2		0- 1		0- 0		NEUTRAL		1- 0		0- 0		1- 1					
11- 5		0- 3		0- 0		CONFERENCE		0- 0		4- 1		7- 1					
5- 2		0- 1		0- 0		HOME		0- 0		2- 0		3- 1					
5- 2		0- 1		0- 0		AWAY		0- 0		1- 1		4- 0					
1- 1		0- 1		0- 0		NEUTRAL		0- 0		1- 0		0- 0					
RPI	S	Opponent		Score		RPI	S	Opponent		Score		RPI	S	Opponent		Score	
11	H	BYU		0	3	32	H	Purdue		1	3	59	N	Virginia		3	2
18	H	Missouri		3	0							93	A	Alabama		3	2
20	N	Arkansas St.		0	3												
22	A	Dayton		1	3												
22	H	Dayton		1	3												
22	N	Dayton		0	3												

Non-Div. I Games:

Saint Louis

Average RPI Win: 118		WON-LOST	WINNING	LAST 10	STRENGTH OF		OPP. STRENGTH	TEAM	ADJ	CONF.	ADJ CONF.
Average RPI Loss: 39		RECORD	PCT. RANK	GAMES	SCHEDULE		OF SCHEDULE	RPI	RPI	RPI	RPI
DIV. I ONLY		12- 16	.42857	208	5- 5		7	20	70	.56867	71
DIV. I NON-CONF.		6- 6	.5	160	0- 0		16	38	46	.59193	47
TOTALS		RPI 1-25	RPI 26-50		W-L RECORDS		RPI 51-100		RPI 101-150		RPI 150+
12- 16	0- 6	2- 4		OVERALL		4- 5		2- 0		4- 1	
8- 7	0- 4	1- 1		HOME		2- 2		2- 0		3- 0	
3- 7	0- 2	1- 1		AWAY		1- 3		0- 0		1- 1	
1- 2	0- 0	0- 2		NEUTRAL		1- 0		0- 0		0- 0	
6- 6	0- 2	0- 2		NON-CONFERENCE		3- 2		2- 0		1- 0	
3- 3	0- 2	0- 0		HOME		1- 1		2- 0		0- 0	
2- 1	0- 0	0- 0		AWAY		1- 1		0- 0		1- 0	
1- 2	0- 0	0- 2		NEUTRAL		1- 0		0- 0		0- 0	
6- 10	0- 4	2- 2		CONFERENCE		1- 3		0- 0		3- 1	
5- 4	0- 2	1- 1		HOME		1- 1		0- 0		3- 0	
1- 6	0- 2	1- 1		AWAY		0- 2		0- 0		0- 1	
0- 0	0- 0	0- 0		NEUTRAL		0- 0		0- 0		0- 0	
RPI S Opponent	Score		RPI S Opponent	Score		RPI S Opponent	Score		RPI S Opponent	Score	
2 A Texas	1	3	26 A Iowa St.	1	3	52 A TCU	2	3	115 H Little Rock	3	0
2 H Texas	0	3	26 H Iowa St.	1	3	52 H TCU	3	0	135 H Central Ark.	3	0
4 H Southern California	1	3	28 N Florida St.	1	3	55 A Kansas St.	2	3	169 A Texas Tech	2	3
6 A Kansas	0	3	29 N San Diego	2	3	55 H Kansas St.	0	3	169 H Texas Tech	3	0
6 H Kansas	1	3	47 A Baylor	3	0	62 A New Mexico St.	3	2	200 A UTEP	3	0
8 H Washington	1	3	47 H Baylor	3	1	66 A Colorado	2	3	201 H West Virginia	3	0
						85 N Denver	3	1	201 H West Virginia	3	0
						88 H North Texas	2	3			
						97 H Maryland	3	1			
LAST 10 GAMES											
2 H Texas	0	3	55 A Kansas St.	2	3						
201 H West Virginia	3	0	6 H Kansas	1	3						
201 H West Virginia	3	0	26 A Iowa St.	1	3						
52 H TCU	3	0	169 H Texas Tech	3	0						
47 A Baylor	3	0	6 A Kansas	0	3						

Non-Div. I Games:

Oklahoma

Average RPI Win: 170		WON-LOST	WINNING	LAST 10	STRENGTH OF		OPP. STRENGTH	TEAM	ADJ	CONF.	ADJ CONF.
Average RPI Loss: 108		RECORD	PCT. RANK	GAMES	SCHEDULE		OF SCHEDULE	RPI	RPI	RPI	RPI
DIV. I ONLY		24- 8	.75	40	8- 2		158	109	68	.56802	72
DIV. I NON-CONF.		9- 3	.75	54	0- 0		245	143	110	.53685	112
TOTALS		RPI 1-25	RPI 26-50		W-L RECORDS		RPI 51-100		RPI 101-150		RPI 150+
24- 8		0- 0	1- 3		OVERALL		1- 1		10- 3		12- 1
15- 3		0- 0	1- 2		HOME		1- 0		5- 1		8- 0
6- 5		0- 0	0- 1		AWAY		0- 1		4- 2		2- 1
3- 0		0- 0	0- 0		NEUTRAL		0- 0		1- 0		2- 0
9- 3		0- 0	0- 2		NON-CONFERENCE		0- 0		2- 1		7- 0
6- 2		0- 0	0- 2		HOME		0- 0		1- 0		5- 0
0- 1		0- 0	0- 0		AWAY		0- 0		0- 1		0- 0
3- 0		0- 0	0- 0		NEUTRAL		0- 0		1- 0		2- 0
15- 5		0- 0	1- 1		CONFERENCE		1- 1		8- 2		5- 1
9- 1		0- 0	1- 0		HOME		1- 0		4- 1		3- 0
6- 4		0- 0	0- 1		AWAY		0- 1		4- 1		2- 1
0- 0		0- 0	0- 0		NEUTRAL		0- 0		0- 0		0- 0
RPI S	Opponent	Score	RPI S	Opponent	Score	RPI S	Opponent	Score	RPI S	Opponent	Score
			34 A	SMU	0 3	86 A	Cincinnati	1 3	106 N	Hofstra	3 1
			34 H	SMU	3 2	86 H	Cincinnati	3 1	109 A	Tulsa	3 1
			39 H	Villanova	1 3				109 H	Tulsa	3 0
			44 H	Oregon	0 3				123 A	UCF	3 0
									123 H	UCF	3 0
									125 H	St. John's (NY)	3 0
									128 A	Memphis	3 1
									128 H	Memphis	3 0
									141 A	UConn	2 3
									141 H	UConn	3 1
									142 A	Seton Hall	0 3
									144 A	Houston	3 0
									144 H	Houston	2 3
									151 A	South Fla.	3 0
									151 H	South Fla.	3 0
									175 H	Duquesne	3 2
									193 H	Penn	3 0
									214 N	Notre Dame	3 1
									237 A	Tulane	1 3
									237 H	Tulane	3 1
									254 A	East Carolina	3 0
									254 H	East Carolina	3 1
									260 H	Montana	3 0
									263 H	Navy	3 0
									267 H	Binghamton	3 0
									299 N	La Salle	3 0
LAST 10 GAMES			254 A	East Carolina	3 0	123 H	UCF	3 0			
			34 H	SMU	3 2	144 A	Houston	3 0			
			109 H	Tulsa	3 0	237 A	Tulane	1 3			
			141 H	UConn	3 1	128 A	Memphis	3 1			
			151 H	South Fla.	3 0	86 A	Cincinnati	1 3			

Non-Div. I Games:

Temple

Average RPI Win:	178	WON-LOST	WINNING	LAST 10	STRENGTH OF	OPP. STRENGTH	TEAM	ADJ	CONF.	ADJ CONF.	
Average RPI Loss:	48	RECORD	PCT. RANK	GAMES	SCHEDULE	OF SCHEDULE	RPI	RPI	RPI	RPI	
DIV. I ONLY	22- 10	.6875	61	6- 4	115	87	77	.56799	73	8	8
DIV. I NON-CONF.	10- 3	.76923	42	0- 0	154	103	68	.57278	65	8	8
<hr/>											
TOTALS	RPI 1-25	RPI 26-50		W-L RECORDS		RPI 51-100		RPI 101-150		RPI 150+	
22- 10	0- 1	3- 5		OVERALL		1- 3		6- 1		12- 0	
11- 1	0- 0	2- 1		HOME		1- 0		3- 0		5- 0	
6- 7	0- 1	0- 4		AWAY		0- 1		2- 1		4- 0	
5- 2	0- 0	1- 0		NEUTRAL		0- 2		1- 0		3- 0	
<hr/>											
10- 3	0- 1	1- 1		NON-CONFERENCE		0- 1		3- 0		6- 0	
3- 0	0- 0	0- 0		HOME		0- 0		1- 0		2- 0	
2- 2	0- 1	0- 1		AWAY		0- 0		1- 0		1- 0	
5- 1	0- 0	1- 0		NEUTRAL		0- 1		1- 0		3- 0	
<hr/>											
12- 7	0- 0	2- 4		CONFERENCE		1- 2		3- 1		6- 0	
8- 1	0- 0	2- 1		HOME		1- 0		2- 0		3- 0	
4- 5	0- 0	0- 3		AWAY		0- 1		1- 1		3- 0	
0- 1	0- 0	0- 0		NEUTRAL		0- 1		0- 0		0- 0	
<hr/>											
RPI S	Opponent	Score	RPI S	Opponent	Score	RPI S	Opponent	Score	RPI S	Opponent	Score
22 A	Dayton	1 3	30 A	Wichita St.	1 3	54 A	UNI	1 3	113 H	IUPUI	3 0
			30 H	Wichita St.	2 3	54 H	UNI	3 0	119 A	Loyola Chicago	0 3
			35 A	Missouri St.	0 3	54 N	UNI	1 3	119 H	Loyola Chicago	3 1
			35 H	Missouri St.	3 0	55 N	Kansas St.	2 3	131 N	Jacksonville	3 2
			41 A	Southern Ill.	0 3				134 A	Harvard	3 0
			41 H	Southern Ill.	3 2				149 A	Indiana St.	3 1
			44 A	Miami (FL)	0 3				149 H	Indiana St.	3 1
			48 N	Long Beach St.	3 0				196 N	Eastern Mich.	3 1
									198 N	Rutgers	3 2
									208 A	Drake	3 1
									208 H	Drake	3 1
									227 H	Youngstown St.	3 0
									230 A	Ill.-Chicago	3 1
									265 A	Evansville	3 0
									265 H	Evansville	3 0
									278 A	Bradley	3 0
									278 H	Bradley	3 1
									289 N	Florida A&M	3 0
									291 H	Toledo	3 1
<hr/>											
			LAST 10 GAMES								
			54 N UNI			1 3			278 H Bradley		
			149 H Indiana St.			3 1			208 A Drake		
			265 A Evansville			3 0			54 A UNI		
			41 A Southern Ill.			0 3			35 H Missouri St.		
			119 H Loyola Chicago			3 1			30 H Wichita St.		

Non-Div. I Games:

Illinois St.

Average RPI Win:	159	WON-LOST RECORD	WINNING PCT. RANK	LAST 10 GAMES	STRENGTH OF SCHEDULE	OPP. STRENGTH OF SCHEDULE	TEAM RPI	ADJ RPI	CONF. RPI	ADJ CONF. RPI				
Average RPI Loss:	113													
DIV. I ONLY		21- 10	.67742	67	7- 3	100	102	74	.56737	74	11	11		
DIV. I NON-CONF.		10- 4	.71429	70	0- 0	83	115	52	.58539	53	12	12		
<hr/>														
TOTALS	RPI 1-25	RPI 26-50		W-L RECORDS		RPI 51-100		RPI 101-150		RPI 150+				
21- 10	1- 1	0- 1		OVERALL		3- 4		5- 1		12- 3				
10- 2	1- 0	0- 0		HOME		3- 1		1- 0		5- 1				
6- 6	0- 1	0- 1		AWAY		0- 3		0- 0		6- 1				
5- 2	0- 0	0- 0		NEUTRAL		0- 0		4- 1		1- 1				
<hr/>														
10- 4	0- 1	0- 1		NON-CONFERENCE		1- 1		4- 0		5- 1				
4- 0	0- 0	0- 0		HOME		1- 0		0- 0		3- 0				
1- 3	0- 1	0- 1		AWAY		0- 1		0- 0		1- 0				
5- 1	0- 0	0- 0		NEUTRAL		0- 0		4- 0		1- 1				
<hr/>														
11- 6	1- 0	0- 0		CONFERENCE		2- 3		1- 1		7- 2				
6- 2	1- 0	0- 0		HOME		2- 1		1- 0		2- 1				
5- 3	0- 0	0- 0		AWAY		0- 2		0- 0		5- 1				
0- 1	0- 0	0- 0		NEUTRAL		0- 0		0- 1		0- 0				
<hr/>														
RPI	S	Opponent	Score		RPI	S	Opponent	Score		RPI	S	Opponent	Score	
2	A	Texas	0	3	47	A	Baylor	1	3	64	A	UTSA	1	3
16	H	Western Ky.	3	2						101	N	Rhode Island	3	1
										108	H	Southern Miss.	3	0
										66	H	Colorado	3	1
										108	N	Southern Miss.	1	3
										67	A	A&M-Corpus Christi	1	3
										116	N	UNCG	3	0
										132	N	LSU	3	2
										88	A	North Texas	2	3
										143	N	UC Irvine	3	1
										88	H	North Texas	3	2
										91	H	Fla. Atlantic	3	0
										155	H	FIU	3	0
										159	A	Marshall	3	0
										165	A	Yale	3	2
										168	N	Stephen F. Austin	3	0
										195	H	Sam Houston St.	3	2
										200	A	UTEP	3	0
										200	H	UTEP	3	2
										206	A	Charlotte	3	2
										215	N	UC Santa Barbara	1	3
										217	H	Lamar	3	1
										234	A	Middle Tenn.	3	0
										234	H	Middle Tenn.	2	3
										244	A	Louisiana Tech	2	3
										290	A	UAB	3	0
										292	H	La.-Lafayette	3	0
<hr/>														
LAST 10 GAMES														
108 N Southern Miss.					1	3	16 H Western Ky.					3	2	
290 A UAB					3	0	108 H Southern Miss.					3	0	
200 H UTEP					3	2	244 A Louisiana Tech					2	3	
159 A Marshall					3	0	234 A Middle Tenn.					3	0	
64 A UTSA					1	3	88 H North Texas					3	2	

Non-Div. I Games:

Rice

Average RPI Win:	198	WON-LOST RECORD	WINNING PCT. RANK	LAST 10 GAMES	STRENGTH OF SCHEDULE	OPP. STRENGTH OF SCHEDULE	TEAM RPI	ADJ RPI	CONF. RPI	ADJ CONF. RPI	
Average RPI Loss:	97										
DIV. I ONLY	22- 8	.73333	46	5- 5	123	183	71	.56636	75	12	12
DIV. I NON-CONF.	10- 3	.76923	42	0- 0	133	240	74	.56712	74	13	13
<hr/>											
TOTALS	RPI 1-25	RPI 26-50		W-L RECORDS	RPI 51-100		RPI 101-150		RPI 150+		
22- 8	0- 1	1- 1		OVERALL	3- 4		2- 1		16- 1		
12- 4	0- 1	1- 0		HOME	1- 3		1- 0		9- 0		
6- 4	0- 0	0- 1		AWAY	2- 1		1- 1		3- 1		
4- 0	0- 0	0- 0		NEUTRAL	0- 0		0- 0		4- 0		
<hr/>											
10- 3	0- 1	1- 1		NON-CONFERENCE	0- 0		0- 1		9- 0		
6- 1	0- 1	1- 0		HOME	0- 0		0- 0		5- 0		
0- 2	0- 0	0- 1		AWAY	0- 0		0- 1		0- 0		
4- 0	0- 0	0- 0		NEUTRAL	0- 0		0- 0		4- 0		
<hr/>											
12- 5	0- 0	0- 0		CONFERENCE	3- 4		2- 0		7- 1		
6- 3	0- 0	0- 0		HOME	1- 3		1- 0		4- 0		
6- 2	0- 0	0- 0		AWAY	2- 1		1- 0		3- 1		
0- 0	0- 0	0- 0		NEUTRAL	0- 0		0- 0		0- 0		
<hr/>											
RPI S	Opponent	Score		RPI S	Opponent	Score		RPI S	Opponent	Score	
5 H	Florida	0	3	33 H	Northern Ariz.	3	2	58 A	UNCW	3	1
				39 A	Villanova	1	3	58 H	UNCW	0	3
								83 A	Towson	0	3
								83 H	Towson	3	2
								87 A	Col. of Charleston	3	2
								87 H	Col. of Charleston	2	3
								87 H	Col. of Charleston	0	3
								106 A	Hofstra	3	1
								106 H	Hofstra	3	2
								141 A	UConn	0	3
								156 H	Lehigh	3	0
								178 A	Delaware	3	0
								178 H	Delaware	3	0
								207 N	Siena	3	0
								221 N	Bryant	3	0
								222 N	Howard	3	0
								223 H	Georgetown	3	1
								245 N	UMBC	3	2
								246 A	William & Mary	3	2
								246 H	William & Mary	3	0
								262 A	Elon	3	0
								262 H	Elon	3	1
								272 A	Northeastern	2	3
								272 H	Northeastern	3	1
								314 H	St. Francis Brooklyn	3	0
								319 H	Norfolk St.	3	0
								328 H	N.C. Central	3	0
<hr/>											
LAST 10 GAMES											
				87 H	Col. of Charleston	2	3	58 H	UNCW	0	3
				83 A	Towson	0	3	178 H	Delaware	3	0
				106 A	Hofstra	3	1	262 H	Elon	3	1
				272 A	Northeastern	2	3	246 H	William & Mary	3	0
				87 H	Col. of Charleston	0	3	58 A	UNCW	3	1

Non-Div. I Games:

James Madison

Average RPI Win:		149	WON-LOST RECORD		WINNING PCT. RANK		LAST 10 GAMES		STRENGTH OF SCHEDULE		OPP. STRENGTH OF SCHEDULE		TEAM RPI		ADJ RPI		CONF. RPI		ADJ CONF. RPI	
Average RPI Loss:		39																		
DIV. I ONLY			17- 13		.56667 125		7- 3		67		47		87		.56619 76		6		6	
DIV. I NON-CONF.			5- 5		.5 160		0- 0		111		40		128		.52878 124		6		6	
TOTALS		RPI 1-25		RPI 26-50		W-L RECORDS		RPI 51-100		RPI 101-150		RPI 150+								
17- 13		0- 3		3- 7		OVERALL		3- 2		0- 1		11- 0								
7- 7		0- 1		2- 4		HOME		2- 2		0- 0		3- 0								
8- 6		0- 2		1- 3		AWAY		1- 0		0- 1		6- 0								
2- 0		0- 0		0- 0		NEUTRAL		0- 0		0- 0		2- 0								
5- 5		0- 2		0- 3		NON-CONFERENCE		1- 0		0- 0		4- 0								
1- 3		0- 1		0- 2		HOME		1- 0		0- 0		0- 0								
2- 2		0- 1		0- 1		AWAY		0- 0		0- 0		2- 0								
2- 0		0- 0		0- 0		NEUTRAL		0- 0		0- 0		2- 0								
12- 8		0- 1		3- 4		CONFERENCE		2- 2		0- 1		7- 0								
6- 4		0- 0		2- 2		HOME		1- 2		0- 0		3- 0								
6- 4		0- 1		1- 2		AWAY		1- 0		0- 1		4- 0								
0- 0		0- 0		0- 0		NEUTRAL		0- 0		0- 0		0- 0								
RPI S	Opponent		Score		RPI S	Opponent		Score		RPI S	Opponent		Score		RPI S	Opponent		Score		
6 A	Kansas		0 3		27 A	North Carolina		0 3		57 H	Syracuse		1 3		111 A	Georgia Tech		0 3		
13 H	Stanford		2 3		27 H	North Carolina		3 1		58 H	UNCW		3 0		154 A	North Carolina St.		3 2		
21 A	Louisville		0 3		28 A	Florida St.		1 3		59 A	Virginia		3 0		154 H	North Carolina St.		3 0		
					28 H	Florida St.		2 3		59 H	Virginia		1 3		160 N	UMKC		3 0		
					31 H	Michigan		0 3		82 H	Virginia Tech		3 1		171 H	Boston College		3 1		
					38 H	Michigan St.		0 3							177 A	Wake Forest		3 1		
					44 A	Miami (FL)		3 0							177 H	Wake Forest		3 0		
					44 H	Miami (FL)		2 3							191 A	St. Mary's (CA)		3 0		
					46 H	Pittsburgh		3 2							210 A	Clemson		3 0		
					48 A	Long Beach St.		2 3							214 A	Notre Dame		3 0		
															303 A	Cal St. Fullerton		3 0		
															313 N	Western Ill.		3 0		
					LAST 10 GAMES															
					27 H	North Carolina		3 1		57 H	Syracuse		1 3							
					154 H	North Carolina St.		3 0		210 A	Clemson		3 0							
					28 A	Florida St.		1 3		111 A	Georgia Tech		0 3							
					44 A	Miami (FL)		3 0		59 A	Virginia		3 0							
					171 H	Boston College		3 1		177 A	Wake Forest		3 1							

Non-Div. I Games:

Duke

Average RPI Win:	204	WON-LOST RECORD	WINNING PCT. RANK	LAST 10 GAMES	STRENGTH OF SCHEDULE	OPP. STRENGTH OF SCHEDULE	TEAM RPI	ADJ RPI	CONF. RPI	ADJ CONF. RPI		
DIV. I ONLY		26- 6	.8125	21	8- 2	198	216	69	.5659	77	18	19
DIV. I NON-CONF.		11- 2	.84615	24	0- 0	266	236	103	.54182	104	22	22

TOTALS	RPI 1-25	RPI 26-50		W-L RECORDS		RPI 51-100		RPI 101-150		RPI 150+		
26- 6	0- 0	0- 0		OVERALL		2- 2		6- 4		18- 0		
14- 1	0- 0	0- 0		HOME		1- 0		3- 1		10- 0		
7- 4	0- 0	0- 0		AWAY		1- 1		2- 3		4- 0		
5- 1	0- 0	0- 0		NEUTRAL		0- 1		1- 0		4- 0		
11- 2	0- 0	0- 0		NON-CONFERENCE		1- 0		1- 2		9- 0		
5- 1	0- 0	0- 0		HOME		0- 0		0- 1		5- 0		
2- 1	0- 0	0- 0		AWAY		1- 0		1- 1		0- 0		
4- 0	0- 0	0- 0		NEUTRAL		0- 0		0- 0		4- 0		
15- 4	0- 0	0- 0		CONFERENCE		1- 2		5- 2		9- 0		
9- 0	0- 0	0- 0		HOME		1- 0		3- 0		5- 0		
5- 3	0- 0	0- 0		AWAY		0- 1		1- 2		4- 0		
1- 1	0- 0	0- 0		NEUTRAL		0- 1		1- 0		0- 0		
RPI	S	Opponent	Score	RPI	S	Opponent	Score	RPI	S	Opponent	Score	
						81 A Furman	2 3	102 A		Kennesaw St.	3 0	
						81 H Furman	3 1	116 A		UNCG	2 3	
						81 N Furman	0 3	116 H		UNCG	3 1	
						82 A Virginia Tech	3 2	122 H		Valparaiso	2 3	
								127 A		ETSU	3 2	
								127 H		ETSU	3 1	
								127 N		ETSU	3 1	
								130 A		Mississippi St.	1 3	
								136 A		Samford	1 3	
								136 H		Samford	3 0	
								167 N		Liberty	3 0	
								174 H		Troy	3 1	
								211 A		Wofford	3 0	
								211 H		Wofford	3 1	
								212 N		Stetson	3 0	
								218 A		Western Caro.	3 2	
								218 H		Western Caro.	3 0	
								218 H		Western Caro.	3 0	
								234 N		Middle Tenn.	3 1	
								240 H		Eastern Ky.	3 0	
								247 A		Mercer	3 1	
								247 H		Mercer	3 1	
								273 H		Austin Peay	3 0	
								290 H		UAB	3 1	
								305 A		The Citadel	3 0	
								305 H		The Citadel	3 1	
								311 H		Gardner-Webb	3 0	
LAST 10 GAMES												
		81 N Furman	0 3			81 H Furman	3 1			273 H Austin Peay	3 0	
		127 N ETSU	3 1			305 H The Citadel	3 1			290 H UAB	3 1	
		218 H Western Caro.	3 0			136 A Samford	1 3			305 A The Citadel	3 0	
		218 A Western Caro.	3 2			211 H Wofford	3 1			305 H The Citadel	3 1	
		127 A ETSU	3 2			247 A Mercer	3 1			311 H Gardner-Webb	3 0	

Non-Div. I Games:

Chattanooga

RPI	S	Opponent	Score	
334	N	Mississippi Val.	3	0

Chattanooga

C
h
a
t
t
a
n
o
o
g
a

C
h
a
t
t
a
n
o
o
g
a

Average RPI Win:	192	WON-LOST	WINNING	LAST 10	STRENGTH OF	OPP. STRENGTH	TEAM	ADJ	CONF.	ADJ CONF.	
Average RPI Loss:	89	RECORD	PCT. RANK	GAMES	SCHEDULE	OF SCHEDULE	RPI	RPI	RPI	RPI	
DIV. I ONLY	26- 7	.78788	25	8- 2	202	143	76	.56532	78	19	18
DIV. I NON-CONF.	13- 2	.86667	17	0- 0	244	151	75	.56537	75	16	14
<hr/>											
TOTALS	RPI 1-25	RPI 26-50		W-L RECORDS		RPI 51-100		RPI 101-150		RPI 150+	
26- 7	0- 0	1- 3		OVERALL		3- 1		3- 1		19- 2	
11- 1	0- 0	1- 1		HOME		2- 0		1- 0		7- 0	
8- 5	0- 0	0- 2		AWAY		0- 1		2- 0		6- 2	
7- 1	0- 0	0- 0		NEUTRAL		1- 0		0- 1		6- 0	
<hr/>											
13- 2	0- 0	0- 1		NON-CONFERENCE		2- 0		2- 1		9- 0	
3- 1	0- 0	0- 1		HOME		1- 0		1- 0		1- 0	
4- 0	0- 0	0- 0		AWAY		0- 0		1- 0		3- 0	
6- 1	0- 0	0- 0		NEUTRAL		1- 0		0- 1		5- 0	
<hr/>											
13- 5	0- 0	1- 2		CONFERENCE		1- 1		1- 0		10- 2	
8- 0	0- 0	1- 0		HOME		1- 0		0- 0		6- 0	
4- 5	0- 0	0- 2		AWAY		0- 1		1- 0		3- 2	
1- 0	0- 0	0- 0		NEUTRAL		0- 0		0- 0		1- 0	
<hr/>											
RPI	S	Opponent	Score	RPI	S	Opponent	Score	RPI	S	Opponent	Score
				33	A	Northern Ariz.	1 3	56	A	Idaho St.	1 3
				33	A	Northern Ariz.	0 3	56	H	Idaho St.	3 0
				33	H	Northern Ariz.	3 1	58	N	UNCW	3 1
				37	H	Santa Clara	1 3	98	H	Kent St.	3 1

Non-Div. I Games:

Sacramento St.

Average RPI Win:	142	WON-LOST RECORD	WINNING PCT. RANK	LAST 10 GAMES	STRENGTH OF SCHEDULE	OPP. STRENGTH OF SCHEDULE	TEAM RPI	ADJ RPI	CONF. RPI	ADJ CONF. RPI	
DIV. I ONLY	17- 14	.54839	136	4- 6	49	55	79	.56514	79	4	4
DIV. I NON-CONF.	9- 4	.69231	79	0- 0	93	102	59	.57611	63	4	4
<hr/>											
TOTALS	RPI 1-25	RPI 26-50		W-L RECORDS	RPI 51-100		RPI 101-150		RPI 150+		
17- 14	1- 4	0- 5		OVERALL	5- 3		4- 1		7- 1		
8- 5	1- 1	0- 2		HOME	3- 0		1- 1		3- 1		
4- 8	0- 3	0- 3		AWAY	1- 2		2- 0		1- 0		
5- 1	0- 0	0- 0		NEUTRAL	1- 1		1- 0		3- 0		
9- 4	0- 1	0- 1		NON-CONFERENCE	2- 2		1- 0		6- 0		
4- 0	0- 0	0- 0		HOME	1- 0		0- 0		3- 0		
0- 3	0- 1	0- 1		AWAY	0- 1		0- 0		0- 0		
5- 1	0- 0	0- 0		NEUTRAL	1- 1		1- 0		3- 0		
8- 10	1- 3	0- 4		CONFERENCE	3- 1		3- 1		1- 1		
4- 5	1- 1	0- 2		HOME	2- 0		1- 1		0- 1		
4- 5	0- 2	0- 2		AWAY	1- 1		2- 0		1- 0		
0- 0	0- 0	0- 0		NEUTRAL	0- 0		0- 0		0- 0		
<hr/>											
RPI S	Opponent	Score		RPI S	Opponent	Score		RPI S	Opponent	Score	
4 A	Southern California	0	3	29 A	San Diego	2	3	51 A	Lipscomb	1	3
11 A	BYU	1	3	29 H	San Diego	0	3	56 N	Idaho St.	1	3
11 H	BYU	0	3	37 A	Santa Clara	0	3	68 A	Pacific	3	1
19 A	Loyola Marymount	0	3	37 H	Santa Clara	0	3	68 H	Pacific	3	2
19 H	Loyola Marymount	3	2	42 A	Wyoming	0	3	90 A	Gonzaga	0	3
								90 H	Gonzaga	3	2
								91 N	Fla. Atlantic	3	1
								93 H	Alabama	3	1

Non-Div. I Games:

Pepperdine

Average RPI Win: 207		WON-LOST	WINNING	LAST 10	STRENGTH OF		OPP. STRENGTH	TEAM	ADJ	CONF.	ADJ CONF.				
Average RPI Loss: 42		RECORD	PCT. RANK	GAMES	SCHEDULE		OF SCHEDULE	RPI	RPI	RPI	RPI				
DIV. I ONLY		22- 8	.73333	46	6- 4		147	115	75	.5641	80	15	15		
DIV. I NON-CONF.		7- 4	.63636	114	0- 0		204	93	125	.52644	127	17	16		
TOTALS		RPI 1-25	RPI 26-50		W-L RECORDS		RPI 51-100		RPI 101-150		RPI 150+				
22- 8		0- 4	0- 1		OVERALL		0- 2		4- 1		18- 0				
11- 2		0- 2	0- 0		HOME		0- 0		3- 0		8- 0				
7- 3		0- 1	0- 0		AWAY		0- 1		0- 1		7- 0				
4- 3		0- 1	0- 1		NEUTRAL		0- 1		1- 0		3- 0				
7- 4		0- 1	0- 1		NON-CONFERENCE		0- 2		0- 0		7- 0				
4- 1		0- 1	0- 0		HOME		0- 0		0- 0		4- 0				
1- 1		0- 0	0- 0		AWAY		0- 1		0- 0		1- 0				
2- 2		0- 0	0- 1		NEUTRAL		0- 1		0- 0		2- 0				
15- 4		0- 3	0- 0		CONFERENCE		0- 0		4- 1		11- 0				
7- 1		0- 1	0- 0		HOME		0- 0		3- 0		4- 0				
6- 2		0- 1	0- 0		AWAY		0- 0		0- 1		6- 0				
2- 1		0- 1	0- 0		NEUTRAL		0- 0		1- 0		1- 0				
RPI S	Opponent	Score		RPI S	Opponent	Score		RPI S	Opponent	Score		RPI S	Opponent	Score	
18 H	Missouri	2	3	26 N	Iowa St.	2	3	58 N	UNCW	1	3	105 H	Texas St.	3	0
20 A	Arkansas St.	0	3					59 A	Virginia	2	3	105 N	Texas St.	3	0
20 H	Arkansas St.	1	3									115 A	Little Rock	1	3
20 N	Arkansas St.	2	3									115 H	Little Rock	3	1
												121 H	Texas-Arlington	3	0
												163 A	South Ala.	3	1
												163 H	South Ala.	3	1
												167 H	Liberty	3	2
												174 A	Troy	3	2
												174 N	Troy	3	1
												184 N	VCU	3	0
												206 H	Charlotte	3	0
												210 A	Clemson	3	0
												218 H	Western Caro.	3	0
												226 A	Ga. Southern	3	0
												226 H	Ga. Southern	3	0
												250 A	La.-Monroe	3	0
												268 A	Georgia St.	3	1
												268 H	Georgia St.	3	1
												292 A	La.-Lafayette	3	0
												292 H	La.-Lafayette	3	0
												306 N	Charleston So.	3	0
												311 H	Gardner-Webb	3	0
				LAST 10 GAMES											
				20 N	Arkansas St.	2	3	20 H	Arkansas St.	1	3				
				105 N	Texas St.	3	0	226 H	Ga. Southern	3	0				
				174 N	Troy	3	1	163 H	South Ala.	3	1				
				115 A	Little Rock	1	3	292 H	La.-Lafayette	3	0				
				20 A	Arkansas St.	0	3	268 A	Georgia St.	3	1				

Non-Div. I Games:

Appalachian St.

Average RPI Win: 193		WON-LOST RECORD		WINNING PCT. RANK		LAST 10 GAMES		STRENGTH OF SCHEDULE		OPP. STRENGTH OF SCHEDULE		TEAM RPI		ADJ RPI		CONF. RPI		ADJ CONF. RPI				
DIV. I ONLY		21- 9		.7 55		7- 3		110		139		78		.56357 81		18		19				
DIV. I NON-CONF.		6- 5		.54545 144		0- 1		179		46		140		.51498 141		22		22				
TOTALS		RPI 1-25		RPI 26-50		W-L RECORDS		RPI 51-100		RPI 101-150		RPI 150+										
21- 9		0- 2		0- 1		OVERALL		2- 2		5- 2		14- 2										
11- 0		0- 0		0- 0		HOME		1- 0		3- 0		7- 0										
6- 7		0- 2		0- 0		AWAY		0- 1		1- 2		5- 2										
4- 2		0- 0		0- 1		NEUTRAL		1- 1		1- 0		2- 0										
6- 5		0- 2		0- 1		NON-CONFERENCE		0- 1		0- 0		6- 1										
3- 0		0- 0		0- 0		HOME		0- 0		0- 0		3- 0										
2- 3		0- 2		0- 0		AWAY		0- 0		0- 0		2- 1										
1- 2		0- 0		0- 1		NEUTRAL		0- 1		0- 0		1- 0										
15- 4		0- 0		0- 0		CONFERENCE		2- 1		5- 2		8- 1										
8- 0		0- 0		0- 0		HOME		1- 0		3- 0		4- 0										
4- 4		0- 0		0- 0		AWAY		0- 1		1- 2		3- 1										
3- 0		0- 0		0- 0		NEUTRAL		1- 0		1- 0		1- 0										
RPI	S	Opponent		Score		RPI	S	Opponent		Score		RPI	S	Opponent		Score						
6	A	Kansas		0	3	35	N	Missouri St.		0	3	53	N	Northwestern		0	3	116	A	UNCG	0	3
16	A	Western Ky.		0	3							77	A	Chattanooga		1	3	116	H	UNCG	3	1
												77	H	Chattanooga		3	2	116	N	UNCG	3	0
												77	N	Chattanooga		3	0	127	A	ETSU	3	0
																		127	H	ETSU	3	0
																		136	A	Samford	0	3
																		136	H	Samford	3	0
																		153	H	South Carolina	3	1
																		164	N	Western Mich.	3	1
																		172	A	Milwaukee	2	3
																		206	A	Charlotte	3	1
																		210	H	Clemson	3	2
																		211	A	Wofford	0	3
																		211	H	Wofford	3	2
																		218	A	Western Caro.	3	0
																		218	H	Western Caro.	3	1
																		236	H	Winthrop	3	1
																		247	A	Mercer	3	1
																		247	H	Mercer	3	0
																		247	N	Mercer	3	1
																		305	A	The Citadel	3	1
																		305	H	The Citadel	3	0
																		311	A	Gardner-Webb	3	0
LAST 10 GAMES																						
6	A	Kansas		0	3	211	H	Wofford		3	2	311	A	Gardner-Webb		3	0					
77	N	Chattanooga		3	0	77	A	Chattanooga		1	3											
116	N	UNCG		3	0	136	A	Samford		0	3											
247	N	Mercer		3	1	218	H	Western Caro.		3	1											
116	H	UNCG		3	1	127	A	ETSU		3	0											

Non-Div. I Games:

Furman

Average RPI Win:	149	WON-LOST	WINNING	LAST 10	STRENGTH OF	OPP. STRENGTH	TEAM	ADJ	CONF.	ADJ CONF.	
Average RPI Loss:	62	RECORD	PCT. RANK	GAMES	SCHEDULE	OF SCHEDULE	RPI	RPI	RPI	RPI	
DIV. I ONLY	19- 13	.59375	107	5- 5	78	67	85	.56344	82	6	6
DIV. I NON-CONF.	9- 3	.75	54	0- 0	123	107	57	.57889	59	6	6
<hr/>											
TOTALS	RPI 1-25	RPI 26-50		W-L RECORDS		RPI 51-100		RPI 101-150		RPI 150+	
19- 13	0- 1	3- 5		OVERALL		2- 5		3- 1		11- 1	
11- 5	0- 0	1- 3		HOME		2- 1		1- 1		7- 0	
5- 7	0- 1	2- 1		AWAY		0- 4		0- 0		3- 1	
3- 1	0- 0	0- 1		NEUTRAL		0- 0		2- 0		1- 0	
<hr/>											
9- 3	0- 0	1- 1		NON-CONFERENCE		0- 2		3- 0		5- 0	
5- 1	0- 0	0- 0		HOME		0- 1		1- 0		4- 0	
1- 1	0- 0	1- 0		AWAY		0- 1		0- 0		0- 0	
3- 1	0- 0	0- 1		NEUTRAL		0- 0		2- 0		1- 0	
<hr/>											
10- 10	0- 1	2- 4		CONFERENCE		2- 3		0- 1		6- 1	
6- 4	0- 0	1- 3		HOME		2- 0		0- 1		3- 0	
4- 6	0- 1	1- 1		AWAY		0- 3		0- 0		3- 1	
0- 0	0- 0	0- 0		NEUTRAL		0- 0		0- 0		0- 0	
<hr/>											
RPI S	Opponent	Score	RPI S	Opponent	Score	RPI S	Opponent	Score	RPI S	Opponent	Score
21 A	Louisville	0 3	27 A	North Carolina	0 3	57 A	Syracuse	2 3	111 H	Georgia Tech	1 3
			27 H	North Carolina	1 3	57 H	Syracuse	3 1	112 N	Miami (OH)	3 1
			28 H	Florida St.	0 3	59 A	Virginia	1 3	127 H	ETSU	3 0
			33 N	Northern Ariz.	2 3	59 H	Virginia	3 2	147 N	Butler	3 1
			38 A	Michigan St.	3 1	76 A	Duke	1 3	154 A	North Carolina St.	0 3
			44 H	Miami (FL)	2 3	77 H	Chattanooga	2 3	154 H	North Carolina St.	3 1
			46 A	Pittsburgh	3 2	89 A	Indiana	0 3	167 H	Liberty	3 1
			46 H	Pittsburgh	3 1				171 A	Boston College	3 0
									171 H	Boston College	3 1
									176 H	LIU Brooklyn	3 0
									177 A	Wake Forest	3 1
									210 H	Clemson	3 0
									214 A	Notre Dame	3 0
									234 H	Middle Tenn.	3 0
									259 N	Bowling Green	3 1
									262 H	Elon	3 0
<hr/>											
LAST 10 GAMES											
			59 H	Virginia	3 2	154 A	North Carolina St.	0 3			
			46 A	Pittsburgh	3 2	21 A	Louisville	0 3			
			171 H	Boston College	3 1	214 A	Notre Dame	3 0			
			57 H	Syracuse	3 1	28 H	Florida St.	0 3			
			27 A	North Carolina	0 3	44 H	Miami (FL)	2 3			

Non-Div. I Games:

Virginia Tech

Average RPI Win:		229	WON-LOST RECORD		WINNING PCT. RANK		LAST 10 GAMES		STRENGTH OF SCHEDULE		OPP. STRENGTH OF SCHEDULE		TEAM RPI		ADJ RPI		CONF. RPI		ADJ CONF. RPI	
DIV. I ONLY			25- 5		.83333 15		9- 1		244		215		81		.56102 84		26		26	
DIV. I NON-CONF.			8- 5		.61538 120		0- 1		180		66		122		.52947 122		27		27	
TOTALS		RPI 1-25		RPI 26-50		W-L RECORDS		RPI 51-100		RPI 101-150		RPI 150+								
25- 5		0- 1		0- 1		OVERALL		1- 3		1- 0		23- 0								
8- 0		0- 0		0- 0		HOME		1- 0		0- 0		7- 0								
10- 3		0- 0		0- 1		AWAY		0- 2		1- 0		9- 0								
7- 2		0- 1		0- 0		NEUTRAL		0- 1		0- 0		7- 0								
8- 5		0- 1		0- 1		NON-CONFERENCE		1- 3		1- 0		6- 0								
1- 0		0- 0		0- 0		HOME		1- 0		0- 0		0- 0								
3- 3		0- 0		0- 1		AWAY		0- 2		1- 0		2- 0								
4- 2		0- 1		0- 0		NEUTRAL		0- 1		0- 0		4- 0								
17- 0		0- 0		0- 0		CONFERENCE		0- 0		0- 0		17- 0								
7- 0		0- 0		0- 0		HOME		0- 0		0- 0		7- 0								
7- 0		0- 0		0- 0		AWAY		0- 0		0- 0		7- 0								
3- 0		0- 0		0- 0		NEUTRAL		0- 0		0- 0		3- 0								
RPI	S	Opponent		Score		RPI	S	Opponent		Score		RPI	S	Opponent		Score				
14	N	Creighton		1	3	28	A	Florida St.		0	3	58	H	UNCW		3	1			
												65	N	Xavier		2	3			
												92	A	Iowa		0	3			
												92	A	Iowa		0	3			
												111	A	Georgia Tech		3	2			
												153	A	South Carolina		3	1			
												167	A	Liberty		3	0			
												179	A	High Point		3	0			
												179	H	High Point		3	1			
												194	A	Campbell		3	1			
												194	H	Campbell		3	0			
												194	N	Campbell		3	0			
												207	N	Siena		3	0			
												208	N	Drake		3	0			
												219	A	Radford		3	0			
												236	A	Winthrop		3	0			
												236	H	Winthrop		3	0			
												236	N	Winthrop		3	2			
												241	H	UNC Asheville		3	0			
												270	N	UT Martin		3	0			
												289	A	Florida A&M		3	0			
												305	N	The Citadel		3	1			
												306	A	Charleston So.		3	0			
												306	H	Charleston So.		3	0			
												306	N	Charleston So.		3	0			
												310	A	Presbyterian		3	0			
												310	H	Presbyterian		3	0			
												311	H	Gardner-Webb		3	0			
LAST 10 GAMES																				
						14	N	Creighton		1	3	194	A	Campbell		3	1			
						194	N	Campbell		3	0	306	A	Charleston So.		3	0			
						236	N	Winthrop		3	2	310	H	Presbyterian		3	0			
						306	N	Charleston So.		3	0	236	H	Winthrop		3	0			
						179	A	High Point		3	0	241	H	UNC Asheville		3	0			

Non-Div. I Games:

Coastal Caro.

Average RPI Win:	198	WON-LOST RECORD	WINNING PCT. RANK	LAST 10 GAMES	STRENGTH OF SCHEDULE	OPP. STRENGTH OF SCHEDULE	TEAM RPI	ADJ RPI	CONF. RPI	ADJ CONF. RPI		
DIV. I ONLY		27- 8	.77143	31	7- 3	196	164	83	.561	85	21	22
DIV. I NON-CONF.		12- 5	.70588	75	0- 2	126	99	72	.56764	70	21	21
<hr/>												
TOTALS	RPI 1-25	RPI 26-50		W-L RECORDS		RPI 51-100		RPI 101-150		RPI 150+		
27- 8	0- 1	1- 1		OVERALL		0- 2		5- 3		21- 1		
18- 0	0- 0	1- 0		HOME		0- 0		3- 0		14- 0		
6- 7	0- 1	0- 1		AWAY		0- 1		0- 3		6- 1		
3- 1	0- 0	0- 0		NEUTRAL		0- 1		2- 0		1- 0		
<hr/>												
12- 5	0- 1	1- 1		NON-CONFERENCE		0- 2		3- 1		8- 0		
8- 0	0- 0	1- 0		HOME		0- 0		1- 0		6- 0		
1- 4	0- 1	0- 1		AWAY		0- 1		0- 1		1- 0		
3- 1	0- 0	0- 0		NEUTRAL		0- 1		2- 0		1- 0		
<hr/>												
15- 3	0- 0	0- 0		CONFERENCE		0- 0		2- 2		13- 1		
10- 0	0- 0	0- 0		HOME		0- 0		2- 0		8- 0		
5- 3	0- 0	0- 0		AWAY		0- 0		0- 2		5- 1		
0- 0	0- 0	0- 0		NEUTRAL		0- 0		0- 0		0- 0		
<hr/>												
RPI S	Opponent	Score		RPI S	Opponent	Score		RPI S	Opponent	Score		
8 A	Washington	0	3	39 H	Villanova	3	1	62 A	New Mexico St.	2	3	
				48 A	Long Beach St.	0	3	71 N	Oklahoma	1	3	
									113 A	IUPUI	2	3
									113 H	IUPUI	3	0
									118 A	San Francisco	1	3
									121 H	Texas-Arlington	3	2
									124 A	North Dakota St.	2	3
									124 H	North Dakota St.	3	0
									129 N	CSU Bakersfield	3	0
									145 N	San Diego St.	3	1
									152 H	Northern Colo.	3	0
									162 A	Omaha	0	3
									162 H	Omaha	3	2
									162 H	Omaha	3	0
									164 H	Western Mich.	3	0
									181 A	Oral Roberts	3	2
									181 H	Oral Roberts	3	1
									187 A	South Dakota	3	0
									187 H	South Dakota	3	1
									187 H	South Dakota	3	1
									200 A	UTEP	3	2
									205 H	Air Force	3	1
									230 H	Ill.-Chicago	3	0
									231 H	Abilene Christian	3	0
									252 N	Brown	3	0
									260 H	Montana	3	1
									276 A	South Dakota St.	3	0
									276 H	South Dakota St.	3	0
									281 A	IPFW	3	0
LAST 10 GAMES												
8 A	Washington	0	3	281 H	IPFW	3	0	252 N	Brown	3	0	
48 A	Long Beach St.	0	3	113 H	IUPUI	3	0	260 H	Montana	3	1	
162 H	Omaha	3	2	187 A	South Dakota	3	0	276 A	South Dakota St.	3	0	
187 H	South Dakota	3	1	313 H	Western Ill.	3	0	276 H	South Dakota St.	3	0	
181 A	Oral Roberts	3	2	162 A	Omaha	0	3	281 A	IPFW	3	0	

Non-Div. I Games:

Denver

RPI	S	Opponent	Score	
281	H	IPFW	3	0
313	A	Western Ill.	3	0
313	H	Western Ill.	3	0

Denver

D
e
n
v
e
r

D
e
n
v
e
r

Average RPI Win:	172	WON-LOST RECORD	WINNING PCT. RANK	LAST 10 GAMES	STRENGTH OF SCHEDULE	OPP. STRENGTH OF SCHEDULE	TEAM RPI	ADJ RPI	CONF. RPI	ADJ CONF. RPI	
DIV. I ONLY	21- 10	.67742	67	7- 3	112	113	84	.55955	86	9	9
DIV. I NON-CONF.	8- 3	.72727	64	0- 0	149	141	80	.55956	82	11	11
<hr/>											
TOTALS	RPI 1-25	RPI 26-50		W-L RECORDS	RPI 51-100		RPI 101-150		RPI 150+		
21- 10	0- 1	0- 2		OVERALL	3- 2		7- 4		11- 1		
10- 5	0- 1	0- 1		HOME	2- 0		3- 2		5- 1		
8- 4	0- 0	0- 1		AWAY	1- 1		4- 2		3- 0		
3- 1	0- 0	0- 0		NEUTRAL	0- 1		0- 0		3- 0		
<hr/>											
8- 3	0- 1	0- 0		NON-CONFERENCE	2- 1		1- 0		5- 1		
3- 2	0- 1	0- 0		HOME	1- 0		0- 0		2- 1		
2- 0	0- 0	0- 0		AWAY	1- 0		1- 0		0- 0		
3- 1	0- 0	0- 0		NEUTRAL	0- 1		0- 0		3- 0		
<hr/>											
13- 7	0- 0	0- 2		CONFERENCE	1- 1		6- 4		6- 0		
7- 3	0- 0	0- 1		HOME	1- 0		3- 2		3- 0		
6- 4	0- 0	0- 1		AWAY	0- 1		3- 2		3- 0		
0- 0	0- 0	0- 0		NEUTRAL	0- 0		0- 0		0- 0		
<hr/>											
RPI S	Opponent	Score	RPI S	Opponent	Score	RPI S	Opponent	Score	RPI S	Opponent	Score
21 H	Louisville	1 3	34 A	SMU	0 3	54 N	UNI	1 3	109 A	Tulsa	3 2
			34 H	SMU	0 3	62 A	Cleveland St.	3 1	109 H	Tulsa	3 2
						65 H	Xavier	3 1	123 A	UCF	3 0
						72 A	Temple	1 3	123 H	UCF	3 1
						72 H	Temple	3 1	128 A	Memphis	1 3
									128 H	Memphis	2 3
									141 A	UConn	2 3
									141 H	UConn	2 3
									144 A	Houston	3 0
									144 H	Houston	3 1
									147 A	Butler	3 1
									151 A	South Fla.	3 1
									151 H	South Fla.	3 1
									188 H	Northern Ky.	3 0
									196 H	Eastern Mich.	0 3
									230 N	Ill.-Chicago	3 1
									237 A	Tulane	3 0
									237 H	Tulane	3 0
									254 A	East Carolina	3 0
									254 H	East Carolina	3 1
									258 N	Central Mich.	3 0
									267 N	Binghamton	3 0
									288 H	SIUE	3 0
<hr/>											
LAST 10 GAMES											
237 H Tulane						128 A Memphis					
144 H Houston						34 H SMU					
123 A UCF						109 H Tulsa					
151 A South Fla.						141 H UConn					
254 A East Carolina						72 H Temple					

Non-Div. I Games:

Cincinnati

Average RPI Win:		193	WON-LOST RECORD		WINNING PCT. RANK		LAST 10 GAMES		STRENGTH OF SCHEDULE		OPP. STRENGTH OF SCHEDULE		TEAM RPI	ADJ RPI		CONF. RPI	ADJ CONF. RPI		
Average RPI Loss:		71																	
DIV. I ONLY			20- 13		.60606 102		7- 3		64		130		86	.5592 87		12	12		
DIV. I NON-CONF.			8- 6		.57143 138		0- 0		80		113		89	.55099 89		13	13		
TOTALS		RPI 1-25		RPI 26-50		W-L RECORDS		RPI 51-100		RPI 101-150		RPI 150+							
20- 13		0- 3		0- 0		OVERALL		4- 5		2- 5		14- 0							
10- 5		0- 1		0- 0		HOME		1- 2		1- 2		8- 0							
7- 4		0- 1		0- 0		AWAY		3- 2		0- 1		4- 0							
3- 4		0- 1		0- 0		NEUTRAL		0- 1		1- 2		2- 0							
8- 6		0- 3		0- 0		NON-CONFERENCE		1- 0		1- 3		6- 0							
5- 2		0- 1		0- 0		HOME		0- 0		1- 1		4- 0							
1- 1		0- 1		0- 0		AWAY		1- 0		0- 0		0- 0							
2- 3		0- 1		0- 0		NEUTRAL		0- 0		0- 2		2- 0							
12- 7		0- 0		0- 0		CONFERENCE		3- 5		1- 2		8- 0							
5- 3		0- 0		0- 0		HOME		1- 2		0- 1		4- 0							
6- 3		0- 0		0- 0		AWAY		2- 2		0- 1		4- 0							
1- 1		0- 0		0- 0		NEUTRAL		0- 1		1- 0		0- 0							
RPI	S	Opponent		Score		RPI	S	Opponent		Score		RPI	S	Opponent		Score			
3	H	Minnesota		0	3					58	A	UNCW	2	3	106	A	Hofstra	0	3
7	A	Wisconsin		0	3					58	H	UNCW	3	2	106	H	Hofstra	2	3
16	N	Western Ky.		0	3					58	N	UNCW	0	3	106	N	Hofstra	3	2
										75	A	James Madison	3	2	108	N	Southern Miss.	0	3
										75	A	James Madison	3	0	109	N	Tulsa	2	3
										75	H	James Madison	2	3	110	H	Tennessee	1	3
										83	A	Towson	0	3	131	H	Jacksonville	3	0
										83	H	Towson	1	3	178	A	Delaware	3	2
										93	A	Alabama	3	2	178	H	Delaware	3	2
															195	H	Sam Houston St.	3	0
															199	N	Colgate	3	2
															211	H	Wofford	3	0
															221	H	Bryant	3	0
															246	A	William & Mary	3	0
															246	H	William & Mary	3	1
															262	A	Elon	3	1
															262	H	Elon	3	0
															272	A	Northeastern	3	1
															272	H	Northeastern	3	1
															279	N	Northwestern St.	3	1
															306	H	Charleston So.	3	1
						LAST 10 GAMES													
						58	N	UNCW	0	3	246	H	William & Mary	3	1				
						75	A	James Madison	3	2	262	H	Elon	3	0				
						106	N	Hofstra	3	2	75	A	James Madison	3	0				
						178	A	Delaware	3	2	83	A	Towson	0	3				
						58	H	UNCW	3	2	106	A	Hofstra	0	3				

Non-Div. I Games:

Col. of Charleston

Average RPI Win: 169		WON-LOST	WINNING	LAST 10	STRENGTH OF		OPP. STRENGTH	TEAM	ADJ		CONF.	ADJ CONF.
Average RPI Loss: 83		RECORD	PCT. RANK	GAMES	SCHEDULE		OF SCHEDULE	RPI	RPI		RPI	RPI
DIV. I ONLY		20- 13	.60606	102	6- 4		82	96	88		.55711	88
DIV. I NON-CONF.		8- 7	.53333	155	0- 0		86	88	105		.54117	105
TOTALS		RPI 1-25	RPI 26-50		W-L RECORDS		RPI 51-100		RPI 101-150		RPI 150+	
20- 13		0- 3	0- 2		OVERALL		4- 3		3- 4		13- 1	
9- 4		0- 1	0- 2		HOME		2- 0		1- 1		6- 0	
6- 6		0- 1	0- 0		AWAY		1- 3		1- 1		4- 1	
5- 3		0- 1	0- 0		NEUTRAL		1- 0		1- 2		3- 0	
8- 7		0- 1	0- 2		NON-CONFERENCE		1- 0		2- 4		5- 0	
2- 3		0- 0	0- 2		HOME		0- 0		0- 1		2- 0	
2- 2		0- 1	0- 0		AWAY		1- 0		1- 1		0- 0	
4- 2		0- 0	0- 0		NEUTRAL		0- 0		1- 2		3- 0	
12- 6		0- 2	0- 0		CONFERENCE		3- 3		1- 0		8- 1	
7- 1		0- 1	0- 0		HOME		2- 0		1- 0		4- 0	
4- 4		0- 0	0- 0		AWAY		0- 3		0- 0		4- 1	
1- 1		0- 1	0- 0		NEUTRAL		1- 0		0- 0		0- 0	
RPI S	Opponent	Score	RPI S	Opponent	Score	RPI S	Opponent	Score	RPI S	Opponent	Score	
16 H	Western Ky.	2 3	43 H	Boise St.	2 3	64 A	UTSA	0 3	108 H	Southern Miss.	3 0	
16 N	Western Ky.	0 3	47 H	Baylor	1 3	64 H	UTSA	3 0	109 A	Tulsa	3 0	
18 A	Missouri	0 3				71 A	Oklahoma	3 2	115 N	Little Rock	0 3	
						74 A	Rice	2 3	121 A	Texas-Arlington	0 3	
						74 H	Rice	3 2	124 N	North Dakota St.	2 3	
						91 A	Fla. Atlantic	2 3	135 N	Central Ark.	3 2	
						91 N	Fla. Atlantic	3 1	144 H	Houston	0 3	
									155 A	FIU	3 1	
									159 A	Marshall	3 1	
									168 H	Stephen F. Austin	3 0	
									180 N	Houston Baptist	3 0	
									181 N	Oral Roberts	3 1	
									200 A	UTEP	3 0	
									200 H	UTEP	3 1	
									206 A	Charlotte	0 3	
									231 H	Abilene Christian	3 2	
									234 H	Middle Tenn.	3 1	
									236 N	Winthrop	3 2	
									244 A	Louisiana Tech	3 1	
									244 H	Louisiana Tech	3 0	
									290 H	UAB	3 0	
			LAST 10 GAMES									
			16 N	Western Ky.	0 3	91 A	Fla. Atlantic	2 3				
			91 N	Fla. Atlantic	3 1	108 H	Southern Miss.	3 0				
			64 H	UTSA	3 0	200 H	UTEP	3 1				
			234 H	Middle Tenn.	3 1	206 A	Charlotte	0 3				
			155 A	FIU	3 1	74 A	Rice	2 3				

Non-Div. I Games:

North Texas

Average RPI Win:		154	WON-LOST RECORD		WINNING PCT. RANK	LAST 10 GAMES	STRENGTH OF SCHEDULE		OPP. STRENGTH OF SCHEDULE	TEAM RPI	ADJ RPI	CONF. RPI	ADJ CONF. RPI
Average RPI Loss:		27	16- 16		.5 160	3- 7	61		14	89	.55632 89	1	1
DIV. I ONLY			10- 2		.83333 29	0- 0	170		135	56	.58292 55	1	1
DIV. I NON-CONF.													
TOTALS		RPI 1-25	RPI 26-50		W-L RECORDS		RPI 51-100		RPI 101-150		RPI 150+		
16- 16		0- 9	3- 4		OVERALL		3- 3		1- 0		9- 0		
8- 5		0- 3	3- 1		HOME		3- 1		0- 0		2- 0		
4- 9		0- 6	0- 3		AWAY		0- 0		1- 0		3- 0		
4- 2		0- 0	0- 0		NEUTRAL		0- 2		0- 0		4- 0		
10- 2		0- 0	1- 0		NON-CONFERENCE		1- 2		1- 0		7- 0		
3- 0		0- 0	1- 0		HOME		1- 0		0- 0		1- 0		
3- 0		0- 0	0- 0		AWAY		0- 0		1- 0		2- 0		
4- 2		0- 0	0- 0		NEUTRAL		0- 2		0- 0		4- 0		
6- 14		0- 9	2- 4		CONFERENCE		2- 1		0- 0		2- 0		
5- 5		0- 3	2- 1		HOME		2- 1		0- 0		1- 0		
1- 9		0- 6	0- 3		AWAY		0- 0		0- 0		1- 0		
0- 0		0- 0	0- 0		NEUTRAL		0- 0		0- 0		0- 0		
RPI S	Opponent	Score	RPI S	Opponent	Score	RPI S	Opponent	Score	RPI S	Opponent	Score		
1 A	Nebraska	0 3	31 A	Michigan	1 3	53 H	Northwestern	3 0	105 A	Texas St.	3 2		
1 H	Nebraska	0 3	31 H	Michigan	3 1	62 N	Cleveland St.	2 3	152 A	Northern Colo.	3 0		
3 A	Minnesota	0 3	32 A	Purdue	0 3	64 N	UTSA	1 3	198 A	Rutgers	3 0		
3 H	Minnesota	1 3	32 H	Purdue	0 3	82 H	Virginia Tech	3 0	198 H	Rutgers	3 1		
7 A	Wisconsin	0 3	33 H	Northern Ariz.	3 2	92 H	Iowa	0 3	217 N	Lamar	3 1		
10 A	Penn St.	0 3	38 A	Michigan St.	0 3	97 H	Maryland	3 1	234 A	Middle Tenn.	3 2		
17 A	Ohio St.	1 3	38 H	Michigan St.	3 1				240 N	Eastern Ky.	3 0		
23 A	Illinois	0 3							259 H	Bowling Green	3 0		
23 H	Illinois	0 3							259 N	Bowling Green	3 2		
									261 N	Utah St.	3 1		
LAST 10 GAMES													
	3 H Minnesota	1 3		198 A Rutgers	3 0								
	31 H Michigan	3 1		1 H Nebraska	0 3								
	23 A Illinois	0 3		92 H Iowa	0 3								
	1 A Nebraska	0 3		7 A Wisconsin	0 3								
	38 H Michigan St.	3 1		3 A Minnesota	0 3								

Non-Div. I Games:

Indiana

Average RPI Win:	163	WON-LOST RECORD	WINNING PCT. RANK	LAST 10 GAMES	STRENGTH OF SCHEDULE	OPP. STRENGTH OF SCHEDULE	TEAM RPI	ADJ RPI	CONF. RPI	ADJ CONF. RPI				
DIV. I ONLY		16- 15	.51613	154	4- 6	58	56	91	.55326	90	4	4		
DIV. I NON-CONF.		9- 4	.69231	79	0- 0	113	108	71	.56915	69	4	4		
<hr/>														
TOTALS	RPI 1-25	RPI 26-50		W-L RECORDS		RPI 51-100		RPI 101-150		RPI 150+				
16- 15	0- 6	2- 5		OVERALL		2- 2		3- 2		9- 0				
9- 6	0- 3	2- 2		HOME		2- 0		2- 1		3- 0				
3- 9	0- 3	0- 3		AWAY		0- 2		1- 1		2- 0				
4- 0	0- 0	0- 0		NEUTRAL		0- 0		0- 0		4- 0				
<hr/>														
9- 4	0- 2	2- 1		NON-CONFERENCE		0- 0		0- 1		7- 0				
4- 2	0- 1	2- 0		HOME		0- 0		0- 1		2- 0				
1- 2	0- 1	0- 1		AWAY		0- 0		0- 0		1- 0				
4- 0	0- 0	0- 0		NEUTRAL		0- 0		0- 0		4- 0				
<hr/>														
7- 11	0- 4	0- 4		CONFERENCE		2- 2		3- 1		2- 0				
5- 4	0- 2	0- 2		HOME		2- 0		2- 0		1- 0				
2- 7	0- 2	0- 2		AWAY		0- 2		1- 1		1- 0				
0- 0	0- 0	0- 0		NEUTRAL		0- 0		0- 0		0- 0				
<hr/>														
RPI S	Opponent	Score	RPI S	Opponent	Score	RPI S	Opponent	Score	RPI S	Opponent	Score			
6 A	Kansas	1 3	29 A	San Diego	1 3	68 A	Pacific	2 3	117 A	Portland	3 0			
8 H	Washington	0 3	29 H	San Diego	2 3	68 H	Pacific	3 1	117 H	Portland	3 0			
11 A	BYU	0 3	37 A	Santa Clara	1 3	79 A	Pepperdine	2 3	118 A	San Francisco	2 3			
11 H	BYU	2 3	37 H	Santa Clara	1 3	79 H	Pepperdine	3 0	118 H	San Francisco	3 0			
19 A	Loyola Marymount	2 3	40 A	Arizona St.	1 3				133 H	Utah	2 3			
19 H	Loyola Marymount	2 3	42 H	Wyoming	3 0				160 N	UMKC	3 1			
			43 H	Boise St.	3 1				184 N	Southern Utah	3 0			
									191 A	St. Mary's (CA)	3 1			
									191 H	St. Mary's (CA)	3 0			
									216 H	Portland St.	3 1			
									260 H	Montana	3 0			
									271 N	Niagara	3 0			
									275 A	Grand Canyon	3 0			
									276 N	South Dakota St.	3 0			
<hr/>														
LAST 10 GAMES														
117 A Portland						3	0	19 A Loyola Marymount					2	3
68 A Pacific						2	3	79 A Pepperdine					2	3
191 A St. Mary's (CA)						3	1	118 H San Francisco					3	0
11 H BYU						2	3	37 H Santa Clara					1	3
29 H San Diego						2	3	117 H Portland					3	0

Non-Div. I Games:

Gonzaga

Average RPI Win:	189	WON-LOST RECORD	WINNING PCT. RANK	LAST 10 GAMES	STRENGTH OF SCHEDULE	OPP. STRENGTH OF SCHEDULE	TEAM RPI	ADJ RPI	CONF. RPI	ADJ CONF. RPI		
DIV. I ONLY		18- 11	.62069	95	5- 5	91	136	90	.55256	91	11	11
DIV. I NON-CONF.		8- 4	.66667	92	0- 0	107	185	88	.5571	87	12	12
<hr/>												
TOTALS	RPI 1-25	RPI 26-50		W-L RECORDS		RPI 51-100		RPI 101-150		RPI 150+		
18- 11	0- 2	0- 1		OVERALL		3- 4		2- 1		13- 3		
9- 3	0- 1	0- 0		HOME		1- 1		1- 0		7- 1		
7- 4	0- 1	0- 0		AWAY		2- 1		1- 1		4- 1		
2- 4	0- 0	0- 1		NEUTRAL		0- 2		0- 0		2- 1		
<hr/>												
8- 4	0- 0	0- 1		NON-CONFERENCE		2- 1		0- 1		6- 1		
4- 0	0- 0	0- 0		HOME		0- 0		0- 0		4- 0		
2- 1	0- 0	0- 0		AWAY		2- 0		0- 1		0- 0		
2- 3	0- 0	0- 1		NEUTRAL		0- 1		0- 0		2- 1		
<hr/>												
10- 7	0- 2	0- 0		CONFERENCE		1- 3		2- 0		7- 2		
5- 3	0- 1	0- 0		HOME		1- 1		1- 0		3- 1		
5- 3	0- 1	0- 0		AWAY		0- 1		1- 0		4- 1		
0- 1	0- 0	0- 0		NEUTRAL		0- 1		0- 0		0- 0		
<hr/>												
RPI	S	Opponent	Score	RPI	S	Opponent	Score	RPI	S	Opponent	Score	
16	A	Western Ky.	0 3	49	N	Ohio	1 3	51	A	Lipscomb	3 0	
16	H	Western Ky.	0 3					64	H	UTSA	1 3	
								74	A	Rice	0 3	
								79	N	Pepperdine	1 3	
								88	H	North Texas	3 2	
								88	N	North Texas	1 3	
								96	A	FGCU	3 1	
								108	A	Southern Miss.	3 1	
								108	H	Southern Miss.	3 1	
								138	A	North Florida	2 3	
								155	A	FIU	1 3	
								155	H	FIU	2 3	
								159	H	Marshall	3 0	
								192	N	Ball St.	0 3	
								194	N	Campbell	3 0	
								200	H	UTEP	3 0	
								206	A	Charlotte	3 0	
								206	H	Charlotte	3 0	
								212	H	Stetson	3 0	
								226	H	Ga. Southern	3 0	
								234	A	Middle Tenn.	3 0	
								244	A	Louisiana Tech	3 0	
								255	H	Bethune-Cookman	3 0	
								255	N	Bethune-Cookman	3 0	
								267	H	Binghamton	3 0	
								290	A	UAB	3 0	
<hr/>												
				LAST 10 GAMES								
				88	N	North Texas	1 3	64	H	UTSA	1 3	
				244	A	Louisiana Tech	3 0	16	A	Western Ky.	0 3	
				206	A	Charlotte	3 0	155	H	FIU	2 3	
				16	H	Western Ky.	0 3	108	H	Southern Miss.	3 1	
				88	H	North Texas	3 2	234	A	Middle Tenn.	3 0	

Non-Div. I Games:

Fla. Atlantic

Iowa				Through Games Of Final 2015										
Average RPI Win:	132	WON-LOST RECORD	WINNING PCT. RANK	LAST 10 GAMES	STRENGTH OF SCHEDULE	OPP. STRENGTH OF SCHEDULE	TEAM RPI	ADJ RPI	CONF. RPI	ADJ CONF. RPI				
DIV. I ONLY		12- 21	.36364	236	2- 8	11	12	95	.55232	92	1	1		
DIV. I NON-CONF.		10- 3	.76923	42	0- 0	29	72	21	.64307	24	1	1		
<hr/>														
TOTALS		RPI 1-25		RPI 26-50		W-L RECORDS		RPI 51-100		RPI 101-150		RPI 150+		
12- 21		1- 12		1- 4		OVERALL		5- 5		0- 0		5- 0		
8- 9		1- 5		1- 2		HOME		2- 2		0- 0		4- 0		
1- 11		0- 6		0- 2		AWAY		1- 3		0- 0		0- 0		
3- 1		0- 1		0- 0		NEUTRAL		2- 0		0- 0		1- 0		
10- 3		1- 2		1- 0		NON-CONFERENCE		4- 1		0- 0		4- 0		
7- 0		1- 0		1- 0		HOME		2- 0		0- 0		3- 0		
0- 2		0- 1		0- 0		AWAY		0- 1		0- 0		0- 0		
3- 1		0- 1		0- 0		NEUTRAL		2- 0		0- 0		1- 0		
2- 18		0- 10		0- 4		CONFERENCE		1- 4		0- 0		1- 0		
1- 9		0- 5		0- 2		HOME		0- 2		0- 0		1- 0		
1- 9		0- 5		0- 2		AWAY		1- 2		0- 0		0- 0		
0- 0		0- 0		0- 0		NEUTRAL		0- 0		0- 0		0- 0		
RPI	S	Opponent	Score		RPI	S	Opponent	Score		RPI	S	Opponent	Score	
1	A	Nebraska	0	3	26	H	Iowa St.	3	1	53	A	Northwestern	1	3
1	H	Nebraska	0	3	31	H	Michigan	2	3	53	H	Northwestern	0	3
3	H	Minnesota	0	3	32	A	Purdue	2	3	60	N	American	3	1
7	A	Wisconsin	0	3	38	A	Michigan St.	0	3	68	N	Pacific	3	2
7	H	Wisconsin	0	3	38	H	Michigan St.	0	3	84	H	Coastal Caro.	3	0
9	H	Texas A&M	3	1						84	H	Coastal Caro.	3	0
10	A	Penn St.	0	3						89	A	Indiana	3	0
10	H	Penn St.	0	3						94	A	Northern Ill.	1	3
12	N	UCLA	0	3						97	A	Maryland	1	3
15	A	Hawaii	1	3						97	H	Maryland	1	3
17	A	Ohio St.	1	3										
17	H	Ohio St.	1	3										
23	A	Illinois	0	3										
<hr/>														
LAST 10 GAMES														
38 A Michigan St.					0	3	10 H Penn St.					0	3	
97 A Maryland					1	3	32 A Purdue					2	3	
53 H Northwestern					0	3	89 A Indiana					3	0	
17 H Ohio St.					1	3	198 H Rutgers					3	0	
7 A Wisconsin					0	3	97 H Maryland					1	3	

Non-Div. I Games:

Iowa

Average RPI Win:		153	WON-LOST RECORD		WINNING PCT. RANK		LAST 10 GAMES		STRENGTH OF SCHEDULE		OPP. STRENGTH OF SCHEDULE		TEAM RPI		ADJ RPI		CONF. RPI		ADJ CONF. RPI				
DIV. I ONLY			17- 15		.53125 149		7- 3		69		54		93		.55225 93		5		5				
DIV. I NON-CONF.			6- 8		.42857 191		0- 0		88		86		141		.514 142		5		5				
TOTALS		RPI 1-25		RPI 26-50				W-L RECORDS		RPI 51-100				RPI 101-150				RPI 150+					
17- 15		1- 6		0- 1				OVERALL		4- 5				4- 3				8- 0					
11- 6		1- 1		0- 0				HOME		2- 3				3- 2				5- 0					
6- 7		0- 4		0- 1				AWAY		2- 1				1- 1				3- 0					
0- 2		0- 1		0- 0				NEUTRAL		0- 1				0- 0				0- 0					
6- 8		0- 1		0- 1				NON-CONFERENCE		2- 4				0- 2				4- 0					
4- 4		0- 0		0- 0				HOME		1- 2				0- 2				3- 0					
2- 2		0- 0		0- 1				AWAY		1- 1				0- 0				1- 0					
0- 2		0- 1		0- 0				NEUTRAL		0- 1				0- 0				0- 0					
11- 7		1- 5		0- 0				CONFERENCE		2- 1				4- 1				4- 0					
7- 2		1- 1		0- 0				HOME		1- 1				3- 0				2- 0					
4- 5		0- 4		0- 0				AWAY		1- 0				1- 1				2- 0					
0- 0		0- 0		0- 0				NEUTRAL		0- 0				0- 0				0- 0					
RPI	S	Opponent		Score		RPI	S	Opponent		Score		RPI	S	Opponent		Score		RPI	S	Opponent		Score	
5	A	Florida		0	3	48	A	Long Beach St.		1	3	54	N	UNI		1	3	108	H	Southern Miss.		2	3
9	A	Texas A&M		0	3							59	H	Virginia		3	1	109	H	Tulsa		2	3
16	N	Western Ky.		0	3							61	A	Arkansas		3	2	110	A	Tennessee		1	3
18	A	Missouri		2	3							69	H	Auburn		3	0	110	H	Tennessee		3	1
18	H	Missouri		3	2							70	H	Saint Louis		2	3	130	H	Mississippi St.		3	1
24	A	Kentucky		1	3							79	A	Pepperdine		1	3	132	A	LSU		3	2
24	H	Kentucky		0	3							87	H	Col. of Charleston		2	3	132	H	LSU		3	0
												94	A	Northern Ill.		3	1	153	A	South Carolina		3	1
												95	H	Ole Miss		1	3	153	H	South Carolina		3	1
																		174	H	Troy		3	0
																		220	A	Georgia		3	0
																		220	H	Georgia		3	0
																		279	H	Northwestern St.		3	0
																		293	H	Alabama St.		3	0
																		303	A	Cal St. Fullerton		3	2
LAST 10 GAMES																							
132 H LSU						3 0						5 A Florida						0 3					
95 H Ole Miss						1 3						153 H South Carolina						3 1					
153 A South Carolina						3 1						110 H Tennessee						3 1					
220 A Georgia						3 0						61 A Arkansas						3 2					
69 H Auburn						3 0						18 A Missouri						2 3					

Non-Div. I Games:

Alabama

Average RPI Win:		196	WON-LOST RECORD		WINNING PCT. RANK		LAST 10 GAMES		STRENGTH OF SCHEDULE		OPP. STRENGTH OF SCHEDULE		TEAM RPI		ADJ RPI		CONF. RPI		ADJ CONF. RPI		
DIV. I ONLY			19- 11		.63333	90	8- 2		125		95		99		.55056		94	20		20	
DIV. I NON-CONF.			4- 8		.33333	250	0- 0		67		8		142		.51566		140	14		15	
TOTALS		RPI 1-25		RPI 26-50		W-L RECORDS		RPI 51-100		RPI 101-150		RPI 150+									
19- 11		0- 3		1- 3		OVERALL		1- 4		3- 0		14- 1									
10- 5		0- 1		1- 0		HOME		1- 4		1- 0		7- 0									
7- 4		0- 1		0- 2		AWAY		0- 0		0- 0		7- 1									
2- 2		0- 1		0- 1		NEUTRAL		0- 0		2- 0		0- 0									
4- 8		0- 3		0- 2		NON-CONFERENCE		1- 3		1- 0		2- 0									
3- 4		0- 1		0- 0		HOME		1- 3		0- 0		2- 0									
0- 2		0- 1		0- 1		AWAY		0- 0		0- 0		0- 0									
1- 2		0- 1		0- 1		NEUTRAL		0- 0		1- 0		0- 0									
15- 3		0- 0		1- 1		CONFERENCE		0- 1		2- 0		12- 1									
7- 1		0- 0		1- 0		HOME		0- 1		1- 0		5- 0									
7- 2		0- 0		0- 1		AWAY		0- 0		0- 0		7- 1									
1- 0		0- 0		0- 0		NEUTRAL		0- 0		1- 0		0- 0									
RPI	S	Opponent		Score		RPI	S	Opponent		Score		RPI	S	Opponent		Score					
16	H	Western Ky.		2	3	28	N	Florida St.		0	3	54	H	UNI		1	3				
17	A	Ohio St.		0	3	30	A	Wichita St.		1	3	68	H	Pacific		1	3				
24	N	Kentucky		0	3	49	A	Ohio		0	3	92	H	Iowa		3	1				
						49	H	Ohio		3	0	93	H	Alabama		1	3				
												98	H	Kent St.		1	3				
		</																			

Non-Div. I Games:

Northern Ill.

Average RPI Win:	176	WON-LOST RECORD	WINNING PCT. RANK	LAST 10 GAMES	STRENGTH OF SCHEDULE	OPP. STRENGTH OF SCHEDULE	TEAM RPI	ADJ RPI	CONF. RPI	ADJ CONF. RPI		
DIV. I ONLY		22- 11	.66667	78	4- 6	160	82	94	.55022	95	5	5
DIV. I NON-CONF.		14- 1	.93333	5	0- 0	261	229	73	.56742	71	5	5
<hr/>												
TOTALS	RPI 1-25	RPI 26-50		W-L RECORDS		RPI 51-100		RPI 101-150		RPI 150+		
22- 11	0- 6	0- 0		OVERALL		4- 1		4- 2		14- 2		
13- 5	0- 3	0- 0		HOME		2- 0		3- 1		8- 1		
5- 6	0- 3	0- 0		AWAY		2- 1		0- 1		3- 1		
4- 0	0- 0	0- 0		NEUTRAL		0- 0		1- 0		3- 0		
<hr/>												
14- 1	0- 0	0- 0		NON-CONFERENCE		1- 0		2- 0		11- 1		
8- 1	0- 0	0- 0		HOME		1- 0		1- 0		6- 1		
2- 0	0- 0	0- 0		AWAY		0- 0		0- 0		2- 0		
4- 0	0- 0	0- 0		NEUTRAL		0- 0		1- 0		3- 0		
<hr/>												
8- 10	0- 6	0- 0		CONFERENCE		3- 1		2- 2		3- 1		
5- 4	0- 3	0- 0		HOME		1- 0		2- 1		2- 0		
3- 6	0- 3	0- 0		AWAY		2- 1		0- 1		1- 1		
0- 0	0- 0	0- 0		NEUTRAL		0- 0		0- 0		0- 0		
<hr/>												
RPI S	Opponent	Score	RPI S	Opponent	Score	RPI S	Opponent	Score	RPI S	Opponent	Score	
5 A	Florida	0 3				51 H	Lipscomb	3 1	108 H	Southern Miss.	3 0	
9 A	Texas A&M	0 3				61 A	Arkansas	3 2	110 H	Tennessee	3 1	
9 H	Texas A&M	2 3				61 H	Arkansas	3 1	130 A	Mississippi St.	1 3	
18 A	Missouri	1 3				69 A	Auburn	2 3	130 H	Mississippi St.	0 3	
18 H	Missouri	1 3				93 A	Alabama	3 1	131 N	Jacksonville	3 0	
24 H	Kentucky	0 3							132 H	LSU	3 1	
									153 A	South Carolina	0 3	
									153 H	South Carolina	3 1	
									154 A	North Carolina St.	3 2	
									166 H	Belmont	3 0	
									178 N	Delaware	3 0	
									181 H	Oral Roberts	3 0	
									190 H	McNeese St.	3 1	
									220 A	Georgia	3 1	
									220 H	Georgia	3 0	
									233 H	Buffalo	3 2	
									238 H	Tennessee St.	3 1	
									270 H	UT Martin	2 3	
									279 H	Northwestern St.	3 0	
									290 A	UAB	3 1	
									295 N	Jacksonville St.	3 1	
									334 N	Mississippi Val.	3 0	
<hr/>												
LAST 10 GAMES												
130 A	Mississippi St.	1 3	9 H	Texas A&M	2 3							
93 A	Alabama	3 1	61 H	Arkansas	3 1							
18 H	Missouri	1 3	153 A	South Carolina	0 3							
69 A	Auburn	2 3	220 A	Georgia	3 1							
132 H	LSU	3 1	24 H	Kentucky	0 3							

Non-Div. I Games:

Ole Miss

Non-Div. I Games:

FGCU

Average RPI Win: 161		WON-LOST	WINNING	LAST 10	STRENGTH OF		OPP. STRENGTH	TEAM	ADJ	CONF.	ADJ CONF.
Average RPI Loss: 38		RECORD	PCT. RANK	GAMES	SCHEDULE		OF SCHEDULE	RPI	RPI	RPI	RPI
DIV. I ONLY		15- 19	.44118	201	37		26	100	.54817	97	1
DIV. I NON-CONF.		10- 4	.71429	70	77		160	53	.58442	54	1
TOTALS		RPI 1-25	RPI 26-50		W-L RECORDS		RPI 51-100		RPI 101-150		RPI 150+
15- 19	1- 10	0- 4		OVERALL		4- 3		1- 1		9- 1	
9- 7	1- 5	0- 1		HOME		2- 1		1- 0		5- 0	
4- 9	0- 3	0- 3		AWAY		2- 2		0- 0		2- 1	
2- 3	0- 2	0- 0		NEUTRAL		0- 0		0- 1		2- 0	
10- 4	0- 2	0- 0		NON-CONFERENCE		1- 1		1- 1		8- 0	
6- 0	0- 0	0- 0		HOME		1- 0		1- 0		4- 0	
2- 1	0- 0	0- 0		AWAY		0- 1		0- 0		2- 0	
2- 3	0- 2	0- 0		NEUTRAL		0- 0		0- 1		2- 0	
5- 15	1- 8	0- 4		CONFERENCE		3- 2		0- 0		1- 1	
3- 7	1- 5	0- 1		HOME		1- 1		0- 0		1- 0	
2- 8	0- 3	0- 3		AWAY		2- 1		0- 0		0- 1	
0- 0	0- 0	0- 0		NEUTRAL		0- 0		0- 0		0- 0	
RPI S	Opponent	Score		RPI S	Opponent	Score		RPI S	Opponent	Score	
1 A	Nebraska	0	3	31 A	Michigan	0	3	53 A	Northwestern	3	0
1 H	Nebraska	1	3	32 A	Purdue	1	3	53 H	Northwestern	0	3
3 A	Minnesota	0	3	32 H	Purdue	1	3	71 A	Oklahoma	1	3
3 H	Minnesota	0	3	38 A	Michigan St.	1	3	89 A	Indiana	1	3
4 N	Southern California	0	3					92 A	Iowa	3	1
7 H	Wisconsin	0	3					92 H	Iowa	3	1
8 N	Washington	0	3					98 H	Kent St.	3	1
10 A	Penn St.	0	3								
10 H	Penn St.	1	3								
17 H	Ohio St.	3	0								
23 H	Illinois	0	3								
				LAST 10 GAMES							
				53 A	Northwestern	3	0	32 H	Purdue	1	3
				92 H	Iowa	3	1	17 H	Ohio St.	3	0
				10 A	Penn St.	0	3	10 H	Penn St.	1	3
				3 A	Minnesota	0	3	1 A	Nebraska	0	3
				1 H	Nebraska	1	3	92 A	Iowa	3	1

Non-Div. I Games:

Maryland

Average RPI Win:		199	WON-LOST RECORD		WINNING PCT. RANK		LAST 10 GAMES		STRENGTH OF SCHEDULE		OPP. STRENGTH OF SCHEDULE		TEAM RPI		ADJ RPI		CONF. RPI		ADJ CONF. RPI				
DIV. I ONLY			20- 10		.66667 78		8- 2		135		165		98		.54792 98		20		20				
DIV. I NON-CONF.			6- 6		.5 160		0- 0		68		131		108		.53817 109		14		15				
TOTALS		RPI 1-25		RPI 26-50		W-L RECORDS		RPI 51-100		RPI 101-150		RPI 150+											
20- 10		0- 1		1- 3		OVERALL		2- 2		2- 3		15- 1											
8- 3		0- 0		0- 1		HOME		1- 0		1- 2		6- 0											
7- 5		0- 1		1- 1		AWAY		1- 2		1- 0		4- 1											
5- 2		0- 0		0- 1		NEUTRAL		0- 0		0- 1		5- 0											
6- 6		0- 1		0- 1		NON-CONFERENCE		1- 2		1- 2		4- 0											
2- 1		0- 0		0- 0		HOME		1- 0		1- 1		0- 0											
0- 3		0- 1		0- 0		AWAY		0- 2		0- 0		0- 0											
4- 2		0- 0		0- 1		NEUTRAL		0- 0		0- 1		4- 0											
14- 4		0- 0		1- 2		CONFERENCE		1- 0		1- 1		11- 1											
6- 2		0- 0		0- 1		HOME		0- 0		0- 1		6- 0											
7- 2		0- 0		1- 1		AWAY		1- 0		1- 0		4- 1											
1- 0		0- 0		0- 0		NEUTRAL		0- 0		0- 0		1- 0											
RPI	S	Opponent		Score		RPI	S	Opponent		Score		RPI	S	Opponent		Score							
7	A	Wisconsin		0	3	37	N	Santa Clara		0	3	78	A	Sacramento St.		1	3	106	N	Hofstra		1	3
						49	A	Ohio		1	3	94	A	Northern Ill.		3	1	112	A	Miami (OH)		3	0
						49	A	Ohio		3	1	97	A	Maryland		1	3	112	H	Miami (OH)		2	3
						49	H	Ohio		0	3	99	H	Oakland		3	1	137	H	Albany (NY)		3	2
																		149	H	Indiana St.		2	3
																		164	A	Western Mich.		3	1
																		175	N	Duquesne		3	1
																		186	N	Nevada		3	1
																		192	H	Ball St.		3	2
																		192	N	Ball St.		3	0
																		196	H	Eastern Mich.		3	1
																		223	N	Georgetown		3	1
																		233	A	Buffalo		3	1
																		233	H	Buffalo		3	0
																		258	A	Central Mich.		3	1
																		259	A	Bowling Green		2	3
																		259	H	Bowling Green		3	1
																		287	N	Morgan St.		3	0
																		291	H	Toledo		3	0
																		298	A	Akron		3	0
																		298	H	Akron		3	0
LAST 10 GAMES						LAST 10 GAMES						LAST 10 GAMES											
49 A Ohio 1 3						49 A Ohio 3 1						49 A Ohio 3 1											
192 N Ball St. 3 0						112 A Miami (OH) 3 0						112 A Miami (OH) 3 0											
233 H Buffalo 3 0						259 A Bowling Green 2 3						164 A Western Mich. 3 1											
298 H Akron 3 0						94 A Northern Ill. 3 1																	
196 H Eastern Mich. 3 1																							

Non-Div. I Games:

Kent St.

Average RPI Win: 179		WON-LOST RECORD		WINNING PCT. RANK		LAST 10 GAMES		STRENGTH OF SCHEDULE		OPP. STRENGTH OF SCHEDULE		TEAM RPI		ADJ RPI		CONF. RPI		ADJ CONF. RPI	
DIV. I ONLY		18- 13		.58065 118		7- 3		75		158		96		.54755 99		16		17	
DIV. I NON-CONF.		6- 8		.42857 191		0- 0		69		83		131		.52272 131		19		19	
TOTALS		RPI 1-25		RPI 26-50		W-L RECORDS		RPI 51-100		RPI 101-150		RPI 150+							
18- 13		0- 2		0- 2		OVERALL		1- 2		3- 4		14- 3							
7- 5		0- 1		0- 0		HOME		0- 1		0- 1		7- 2							
8- 4		0- 1		0- 2		AWAY		1- 1		1- 0		6- 0							
3- 4		0- 0		0- 0		NEUTRAL		0- 0		2- 3		1- 1							
6- 8		0- 2		0- 2		NON-CONFERENCE		0- 1		2- 2		4- 1							
3- 1		0- 1		0- 0		HOME		0- 0		0- 0		3- 0							
0- 4		0- 1		0- 2		AWAY		0- 1		0- 0		0- 0							
3- 3		0- 0		0- 0		NEUTRAL		0- 0		2- 2		1- 1							
12- 5		0- 0		0- 0		CONFERENCE		1- 1		1- 2		10- 2							
4- 4		0- 0		0- 0		HOME		0- 1		0- 1		4- 2							
8- 0		0- 0		0- 0		AWAY		1- 0		1- 0		6- 0							
0- 1		0- 0		0- 0		NEUTRAL		0- 0		0- 1		0- 0							
RPI S	Opponent		Score		RPI S	Opponent		Score		RPI S	Opponent		Score		RPI S	Opponent		Score	
17 H	Ohio St.		1	3	31 A	Michigan		0	3	62 A	Cleveland St.		3	1	104 N	George Washington		3	2
19 A	Loyola Marymount		0	3	48 A	Long Beach St.		1	3	62 H	Cleveland St.		2	3	122 A	Valparaiso		3	1
										98 A	Kent St.		1	3	122 H	Valparaiso		0	3
															122 N	Valparaiso		1	3
															135 N	Central Ark.		3	0
															137 N	Albany (NY)		0	3
															149 N	Indiana St.		1	3
															161 H	Dartmouth		3	1
															164 H	Western Mich.		3	1
															170 A	Green Bay		3	1
															170 H	Green Bay		3	0
															172 A	Milwaukee		3	0
															172 H	Milwaukee		2	3
															188 A	Northern Ky.		3	0
															188 H	Northern Ky.		3	2
															201 N	West Virginia		2	3
															202 H	Eastern Ill.		3	2
															227 A	Youngstown St.		3	0
															227 H	Youngstown St.		3	0
															228 A	Wright St.		3	0
															228 H	Wright St.		1	3
															230 A	Ill.-Chicago		3	0
															230 H	Ill.-Chicago		3	0
															239 N	Stony Brook		3	2
LAST 10 GAMES																			

Non-Div. I Games:

Oakland

M
u
r
r
a
y
s
t
.

M
u
r
r
a
y
s
t
.

Murray St.

Average RPI Win: 215		WON-LOST	WINNING	LAST 10	STRENGTH OF		OPP. STRENGTH	TEAM	ADJ	CONF.	ADJ CONF.		
Average RPI Loss: 100		RECORD	PCT. RANK	GAMES	SCHEDULE		OF SCHEDULE	RPI	RPI	RPI	RPI		
DIV. I ONLY		20- 9	.68966	60	7- 3		161	201	101	.54444	101	17	16
DIV. I NON-CONF.		10- 3	.76923	42	0- 0		190	239	90	.55026	90	18	18
TOTALS		RPI 1-25	RPI 26-50		W-L RECORDS		RPI 51-100		RPI 101-150		RPI 150+		
20- 9	0- 2	0- 0		OVERALL		1- 4		3- 0		16- 3			
8- 2	0- 1	0- 0		HOME		1- 0		0- 0		7- 1			
6- 4	0- 1	0- 0		AWAY		0- 1		1- 0		5- 2			
6- 3	0- 0	0- 0		NEUTRAL		0- 3		2- 0		4- 0			
10- 3	0- 0	0- 0		NON-CONFERENCE		0- 2		2- 0		8- 1			
3- 0	0- 0	0- 0		HOME		0- 0		0- 0		3- 0			
2- 1	0- 0	0- 0		AWAY		0- 0		0- 0		2- 1			
5- 2	0- 0	0- 0		NEUTRAL		0- 2		2- 0		3- 0			
10- 6	0- 2	0- 0		CONFERENCE		1- 2		1- 0		8- 2			
5- 2	0- 1	0- 0		HOME		1- 0		0- 0		4- 1			
4- 3	0- 1	0- 0		AWAY		0- 1		1- 0		3- 1			
1- 1	0- 0	0- 0		NEUTRAL		0- 1		0- 0		1- 0			
RPI S	Opponent	Score		RPI S	Opponent	Score		RPI S	Opponent	Score			
22 A	Dayton	2	3			57 N	Syracuse	0	3	104 A	George Washington	3	2
22 H	Dayton	2	3			70 A	Saint Louis	2	3	120 N	Army West Point	3	1
						70 H	Saint Louis	3	2	141 N	UConn	3	1
						70 N	Saint Louis	0	3	156 H	Lehigh	3	2
						74 N	Rice	1	3	165 A	Yale	1	3
										175 H	Duquesne	1	3
										175 N	Duquesne	3	2
										184 A	VCU	3	2
										184 H	VCU	3	1
										215 N	UC Santa Barbara	3	2
										225 A	George Mason	3	1
										239 A	Stony Brook	3	1
										243 A	Davidson	2	3
										243 H	Davidson	3	0
										252 A	Brown	3	0
										253 H	Sacred Heart	3	1
										266 N	Columbia	3	0
										282 A	Fordham	3	1
										282 H	Fordham	3	1
										294 H	Canisius	3	0
										299 H	La Salle	3	0
										318 N	Hartford	3	0
				LAST 10 GAMES									
				70 N	Saint Louis	0	3	70 H	Saint Louis	3	2		
				175 N	Duquesne	3	2	22 H	Dayton	2	3		
				184 A	VCU	3	2	225 A	George Mason	3	1		
				243 A	Davidson	2	3	104 A	George Washington	3	2		
				282 A	Fordham	3	1	282 H	Fordham	3	1		

Non-Div. I Games:

Rhode Island

Average RPI Win:	210	WON-LOST RECORD	WINNING PCT. RANK	LAST 10 GAMES	STRENGTH OF SCHEDULE	OPP. STRENGTH OF SCHEDULE	TEAM RPI	ADJ RPI	CONF. RPI	ADJ CONF. RPI	
DIV. I ONLY	19- 9	.67857	66	7- 3	150	210	102	.54426	102	13	14
DIV. I NON-CONF.	8- 3	.72727	64	0- 0	224	286	130	.52362	130	15	17
TOTALS	RPI 1-25	RPI 26-50	W-L RECORDS	RPI 51-100	RPI 101-150	RPI 150+					
19- 9	0- 0	0- 0	OVERALL	3- 4	3- 4	13- 1					
9- 3	0- 0	0- 0	HOME	1- 2	2- 1	6- 0					
5- 5	0- 0	0- 0	AWAY	1- 2	1- 2	3- 1					
5- 1	0- 0	0- 0	NEUTRAL	1- 0	0- 1	4- 0					
8- 3	0- 0	0- 0	NON-CONFERENCE	0- 1	1- 2	7- 0					
4- 1	0- 0	0- 0	HOME	0- 1	1- 0	3- 0					
1- 1	0- 0	0- 0	AWAY	0- 0	0- 1	1- 0					
3- 1	0- 0	0- 0	NEUTRAL	0- 0	0- 1	3- 0					
11- 6	0- 0	0- 0	CONFERENCE	3- 3	2- 2	6- 1					
5- 2	0- 0	0- 0	HOME	1- 1	1- 1	3- 0					
4- 4	0- 0	0- 0	AWAY	1- 2	1- 1	2- 1					
2- 0	0- 0	0- 0	NEUTRAL	1- 0	0- 0	1- 0					
RPI S	Opponent	Score	RPI S	Opponent	Score	RPI S	Opponent	Score	RPI S	Opponent	Score
						51 A	Lipscomb	0 3	111 H	Georgia Tech	3 1
						51 A	Lipscomb	3 2	119 N	Loyola Chicago	0 3
						51 H	Lipscomb	2 3	122 A	Valparaiso	0 3
						77 H	Chattanooga	0 3	131 A	Jacksonville	3 0
						96 A	FGCU	2 3	131 H	Jacksonville	0 3
						96 H	FGCU	3 1	138 A	North Florida	0 3
						96 N	FGCU	3 1	138 H	North Florida	3 1
									212 A	Stetson	1 3
									212 H	Stetson	3 0
									212 N	Stetson	3 0
									213 A	USC Upstate	3 2
									213 H	USC Upstate	3 2
									226 N	Ga. Southern	3 2
									247 N	Mercer	3 0
									262 N	Elon	3 0
									268 A	Georgia St.	3 2
									293 H	Alabama St.	3 0
									295 H	Jacksonville St.	3 0
									297 A	NJIT	3 0
									297 H	NJIT	3 0
									331 H	Savannah St.	3 0
LAST 10 GAMES											
			51 A	Lipscomb	0 3	96 H	FGCU	3 1			
			96 N	FGCU	3 1	212 H	Stetson	3 0			
			212 N	Stetson	3 0	51 H	Lipscomb	2 3			
			131 A	Jacksonville	3 0	297 H	NJIT	3 0			
			138 A	North Florida	0 3	213 A	USC Upstate	3 2			

Non-Div. I Games:

Kennesaw St.

Average RPI Win:	206	WON-LOST RECORD	WINNING PCT. RANK	LAST 10 GAMES	STRENGTH OF SCHEDULE	OPP. STRENGTH OF SCHEDULE	TEAM RPI	ADJ RPI	CONF. RPI	ADJ CONF. RPI		
Average RPI Loss:	64											
DIV. I ONLY		19- 8	.7037	54	6- 4	220	120	104	.54269	103	14	13
DIV. I NON-CONF.		8- 3	.72727	64	0- 0	163	142	87	.55617	88	9	9
<hr/>												
TOTALS	RPI 1-25	RPI 26-50		W-L RECORDS		RPI 51-100		RPI 101-150		RPI 150+		
19- 8	0- 3	1- 2		OVERALL		1- 0		3- 3		14- 0		
7- 3	0- 2	1- 0		HOME		0- 0		2- 1		4- 0		
7- 5	0- 1	0- 2		AWAY		0- 0		1- 2		6- 0		
5- 0	0- 0	0- 0		NEUTRAL		1- 0		0- 0		4- 0		
<hr/>												
8- 3	0- 1	0- 1		NON-CONFERENCE		1- 0		1- 1		6- 0		
1- 1	0- 1	0- 0		HOME		0- 0		1- 0		0- 0		
2- 2	0- 0	0- 1		AWAY		0- 0		0- 1		2- 0		
5- 0	0- 0	0- 0		NEUTRAL		1- 0		0- 0		4- 0		
<hr/>												
11- 5	0- 2	1- 1		CONFERENCE		0- 0		2- 2		8- 0		
6- 2	0- 1	1- 0		HOME		0- 0		1- 1		4- 0		
5- 3	0- 1	0- 1		AWAY		0- 0		1- 1		4- 0		
0- 0	0- 0	0- 0		NEUTRAL		0- 0		0- 0		0- 0		
<hr/>												
RPI S	Opponent	Score	RPI S	Opponent	Score	RPI S	Opponent	Score	RPI S	Opponent	Score	
15 A	Hawaii	0 3	47 A	Baylor	1 3	78 N	Sacramento St.	3 1	117 A	Portland	2 3	
15 H	Hawaii	0 3	48 A	Long Beach St.	2 3				126 A	UC Davis	1 3	
19 H	Loyola Marymount	1 3	48 H	Long Beach St.	3 1				126 H	UC Davis	2 3	
									143 A	UC Irvine	3 0	
									143 H	UC Irvine	3 2	
									145 H	San Diego St.	3 0	
									173 N	Idaho	3 1	
									195 N	Sam Houston St.	3 0	
									204 A	Fresno St.	3 2	
									215 A	UC Santa Barbara	3 1	
									215 H	UC Santa Barbara	3 1	
									224 A	CSUN	3 0	
									224 H	CSUN	3 0	
									229 A	San Jose St.	3 1	
									235 A	UC Riverside	3 0	
									235 H	UC Riverside	3 0	
									285 N	Coppin St.	3 0	
									303 A	Cal St. Fullerton	3 0	
									303 H	Cal St. Fullerton	3 0	
									314 N	St. Francis Brooklyn	3 0	
<hr/>												
			LAST 10 GAMES									
			126 A	UC Davis	1 3	143 H	UC Irvine	3 2				
			15 H	Hawaii	0 3	215 A	UC Santa Barbara	3 1				
			303 A	Cal St. Fullerton	3 0	48 A	Long Beach St.	2 3				
			235 A	UC Riverside	3 0	224 A	CSUN	3 0				
			126 H	UC Davis	2 3	235 H	UC Riverside	3 0				

Non-Div. I Games:

Cal Poly

Average RPI Win:	207	WON-LOST RECORD	WINNING PCT. RANK	LAST 10 GAMES	STRENGTH OF SCHEDULE	OPP. STRENGTH OF SCHEDULE	TEAM RPI	ADJ RPI	CONF. RPI	ADJ CONF. RPI					
DIV. I ONLY		21- 11	.65625	81	6- 4	162	106	103	.54261	104	17	16			
DIV. I NON-CONF.		11- 5	.6875	89	1- 0	187	94	100	.54259	101	18	18			
<hr/>															
TOTALS	RPI 1-25	RPI 26-50		W-L RECORDS		RPI 51-100		RPI 101-150		RPI 150+					
21- 11	0- 3	0- 3		OVERALL		2- 3		2- 1		17- 1					
10- 4	0- 1	0- 1		HOME		1- 1		2- 1		7- 0					
7- 4	0- 1	0- 2		AWAY		0- 1		0- 0		7- 0					
4- 3	0- 1	0- 0		NEUTRAL		1- 1		0- 0		3- 1					
<hr/>															
11- 5	0- 0	0- 3		NON-CONFERENCE		2- 1		2- 0		7- 1					
5- 1	0- 0	0- 1		HOME		1- 0		2- 0		2- 0					
2- 2	0- 0	0- 2		AWAY		0- 0		0- 0		2- 0					
4- 2	0- 0	0- 0		NEUTRAL		1- 1		0- 0		3- 1					
<hr/>															
10- 6	0- 3	0- 0		CONFERENCE		0- 2		0- 1		10- 0					
5- 3	0- 1	0- 0		HOME		0- 1		0- 1		5- 0					
5- 2	0- 1	0- 0		AWAY		0- 1		0- 0		5- 0					
0- 1	0- 1	0- 0		NEUTRAL		0- 0		0- 0		0- 0					
<hr/>															
RPI	S	Opponent	Score		RPI	S	Opponent	Score		RPI	S	Opponent	Score		
22	A	Dayton	2	3	31	A	Michigan	1	3	60	H	American	3	2	
22	H	Dayton	0	3	44	H	Oregon	2	3	70	A	Saint Louis	0	3	
22	N	Dayton	2	3	46	A	Pittsburgh	1	3	70	H	Saint Louis	2	3	
										97	N	Maryland	3	1	
										99	N	Oakland	2	3	
										156 N Lehigh					
										169 N Texas Tech					
										175 A Duquesne					
										175 H Duquesne					
										184 A VCU					
										184 H VCU					
										201 N West Virginia					
										219 H Radford					
										223 A Georgetown					
										225 A George Mason					
										225 H George Mason					
										243 A Davidson					
										259 N Bowling Green					
										263 A Navy					
										282 H Fordham					
										299 A La Salle					
										299 H La Salle					
										309 H Loyola Maryland					

Non-Div. I Games:

George Washington

Average RPI Win:	208	WON-LOST	WINNING	LAST 10	STRENGTH OF	OPP. STRENGTH	TEAM	ADJ	CONF.	ADJ CONF.	
Average RPI Loss:	65	RECORD	PCT. RANK	GAMES	SCHEDULE	OF SCHEDULE	RPI	RPI	RPI	RPI	
DIV. I ONLY	19- 12	.6129	99	7- 3	124	122	105	.54187	105	15	15
DIV. I NON-CONF.	5- 8	.38462	225	0- 0	100	67	161	.50167	156	17	16
<hr/>											
TOTALS	RPI 1-25	RPI 26-50		W-L RECORDS	RPI 51-100		RPI 101-150		RPI 150+		
19- 12	0- 1	0- 5		OVERALL	1- 5		3- 0		15- 1		
11- 2	0- 0	0- 1		HOME	1- 1		2- 0		8- 0		
6- 7	0- 1	0- 3		AWAY	0- 2		1- 0		5- 1		
2- 3	0- 0	0- 1		NEUTRAL	0- 2		0- 0		2- 0		
<hr/>											
5- 8	0- 0	0- 5		NON-CONFERENCE	1- 3		0- 0		4- 0		
3- 2	0- 0	0- 1		HOME	1- 1		0- 0		2- 0		
1- 4	0- 0	0- 3		AWAY	0- 1		0- 0		1- 0		
1- 2	0- 0	0- 1		NEUTRAL	0- 1		0- 0		1- 0		
<hr/>											
14- 4	0- 1	0- 0		CONFERENCE	0- 2		3- 0		11- 1		
8- 0	0- 0	0- 0		HOME	0- 0		2- 0		6- 0		
5- 3	0- 1	0- 0		AWAY	0- 1		1- 0		4- 1		
1- 1	0- 0	0- 0		NEUTRAL	0- 1		0- 0		1- 0		
<hr/>											
RPI S	Opponent	Score	RPI S	Opponent	Score	RPI S	Opponent	Score	RPI S	Opponent	Score
20 A	Arkansas St.	2 3	30 A	Wichita St.	0 3	52 A	TCU	0 3	115 H	Little Rock	3 1
			34 A	SMU	0 3	64 H	UTSA	3 2	121 A	Texas-Arlington	3 1
			44 H	Oregon	0 3	80 A	Appalachian St.	0 3	121 H	Texas-Arlington	3 2
			47 A	Baylor	0 3	80 N	Appalachian St.	0 3	163 A	South Ala.	2 3
			50 N	Arizona	0 3	89 H	Indiana	2 3	163 H	South Ala.	3 1
						94 N	Northern Ill.	1 3	163 N	South Ala.	3 1
									174 A	Troy	3 1
									174 H	Troy	3 0
									195 A	Sam Houston St.	3 0
									217 H	Lamar	3 0
									226 H	Ga. Southern	3 0
									250 A	La.-Monroe	3 0
									250 H	La.-Monroe	3 0
									268 A	Georgia St.	3 0
									268 H	Georgia St.	3 1
									276 N	South Dakota St.	3 1
									292 A	La.-Lafayette	3 0
									292 H	La.-Lafayette	3 0
									320 H	Prairie View	3 0
<hr/>											
LAST 10 GAMES											
80 N Appalachian St.						0	3	250 H La.-Monroe		3	0
163 N South Ala.						3	1	174 H Troy		3	0
163 H South Ala.						3	1	163 A South Ala.		2	3
292 A La.-Lafayette						3	0	174 A Troy		3	1
250 A La.-Monroe						3	0	20 A Arkansas St.		2	3

Non-Div. I Games:

Texas St.

Average RPI Win:	191	WON-LOST	WINNING	LAST 10	STRENGTH OF	OPP. STRENGTH	TEAM	ADJ	CONF.	ADJ CONF.	
Average RPI Loss:	115	RECORD	PCT. RANK	GAMES	SCHEDULE	OF SCHEDULE	RPI	RPI	RPI	RPI	
DIV. I ONLY	21- 11	.65625	81	7- 3	169	137	106	.53859	106	12	12
DIV. I NON-CONF.	9- 6	.6	130	0- 0	228	164	155	.5021	154	13	13
<hr/>											
TOTALS	RPI 1-25	RPI 26-50		W-L RECORDS		RPI 51-100		RPI 101-150		RPI 150+	
21- 11	0- 0	0- 0		OVERALL		6- 7		1- 1		14- 3	
10- 2	0- 0	0- 0		HOME		3- 2		1- 0		6- 0	
7- 5	0- 0	0- 0		AWAY		2- 3		0- 1		5- 1	
4- 4	0- 0	0- 0		NEUTRAL		1- 2		0- 0		3- 2	
<hr/>											
9- 6	0- 0	0- 0		NON-CONFERENCE		2- 2		1- 1		6- 3	
4- 0	0- 0	0- 0		HOME		1- 0		1- 0		2- 0	
1- 3	0- 0	0- 0		AWAY		0- 1		0- 1		1- 1	
4- 3	0- 0	0- 0		NEUTRAL		1- 1		0- 0		3- 2	
<hr/>											
12- 5	0- 0	0- 0		CONFERENCE		4- 5		0- 0		8- 0	
6- 2	0- 0	0- 0		HOME		2- 2		0- 0		4- 0	
6- 2	0- 0	0- 0		AWAY		2- 2		0- 0		4- 0	
0- 1	0- 0	0- 0		NEUTRAL		0- 1		0- 0		0- 0	
<hr/>											
RPI S	Opponent	Score	RPI S	Opponent	Score	RPI S	Opponent	Score	RPI S	Opponent	Score
						58 A	UNCW	3 2	142 A	Seton Hall	2 3
						58 H	UNCW	0 3	145 H	Princeton	3 1
						72 N	Temple	1 3	175 N	Duquesne	3 1
						75 A	James Madison	2 3	177 A	Wake Forest	2 3
						75 H	James Madison	1 3	178 A	Delaware	3 0
						83 A	Towson	0 3	178 H	Delaware	3 0
						83 H	Towson	3 2	184 N	VCU	0 3
						87 A	Col. of Charleston	3 2	207 H	Siena	3 1
						87 H	Col. of Charleston	3 0	214 N	Notre Dame	2 3
						87 N	Col. of Charleston	2 3	220 N	Georgia	3 0
						96 H	FGCU	3 2	239 A	Stony Brook	3 0
						97 A	Maryland	0 3	246 A	William & Mary	3 1
						98 N	Kent St.	3 1	246 H	William & Mary	3 0
									262 A	Elon	3 2
									262 H	Elon	3 2
									272 A	Northeastern	3 2
									272 H	Northeastern	3 0
									287 N	Morgan St.	3 0
									318 H	Hartford	3 0
						<hr/>					
LAST 10 GAMES											
87 N Col. of Charleston			2 3	83 H Towson			3 2				
246 A William & Mary			3 1	272 H Northeastern			3 0				
262 A Elon			3 2	87 H Col. of Charleston			3 0				
178 H Delaware			3 0	58 H UNCW			0 3				
75 H James Madison			1 3	178 A Delaware			3 0				

Non-Div. I Games:

Hofstra

Average RPI Win:		186	WON-LOST		WINNING		LAST 10		STRENGTH OF		OPP. STRENGTH		TEAM		ADJ		CONF.		ADJ CONF.								
Average RPI Loss:		81	RECORD		PCT. RANK		GAMES		SCHEDULE		OF SCHEDULE		RPI		RPI		RPI		RPI								
DIV. I ONLY			17- 14		.54839		136	5- 5		89		107		107		.53696		107	10								
DIV. I NON-CONF.			7- 6		.53846		151	0- 0		72		82		94		.54877		92	10								
TOTALS		RPI 1-25		RPI 26-50		W-L RECORDS		RPI 51-100		RPI 101-150		RPI 150+															
17- 14		0- 3		1- 4		OVERALL		1- 2		1- 3		14- 2															
10- 5		0- 1		1- 2		HOME		0- 0		0- 2		9- 0															
4- 8		0- 2		0- 2		AWAY		0- 1		0- 1		4- 2															
3- 1		0- 0		0- 0		NEUTRAL		1- 1		1- 0		1- 0															
7- 6		0- 1		1- 1		NON-CONFERENCE		1- 2		1- 1		4- 1															
4- 2		0- 0		1- 1		HOME		0- 0		0- 1		3- 0															
0- 3		0- 1		0- 0		AWAY		0- 1		0- 0		0- 1															
3- 1		0- 0		0- 0		NEUTRAL		1- 1		1- 0		1- 0															
10- 8		0- 2		0- 3		CONFERENCE		0- 0		0- 2		10- 1															
6- 3		0- 1		0- 1		HOME		0- 0		0- 1		6- 0															
4- 5		0- 1		0- 2		AWAY		0- 0		0- 1		4- 1															
0- 0		0- 0		0- 0		NEUTRAL		0- 0		0- 0		0- 0															
RPI	S	Opponent		Score		RPI	S	Opponent		Score		RPI	S	Opponent		Score											
4	A	Southern California		0	3	34	H	SMU		2	3	56	N	Idaho St.		3	2	132	H	LSU		2	3				
25	A	Colorado St.		0	3	37	H	Santa Clara		3	0	62	A	New Mexico St.		1	3	137	N	Albany (NY)		3	1				
25	H	Colorado St.		0	3	42	A	Wyoming		0	3	79	N	Pepperdine		1	3	145	A	San Diego St.		2	3				
						42	H	Wyoming		2	3											145	H	San Diego St.		0	3
						43	A	Boise St.		1	3											157	A	UNLV		2	3
																						157	H	UNLV		3	1
																						166	N	Belmont		3	0
																						176	H	LIU Brooklyn		3	0
																						186	A	Nevada		3	1
																						186	H	Nevada		3	1
																						192	A	Ball St.		2	3
																						204	A	Fresno St.		3	0
																						204	H	Fresno St.		3	0
																						205	A	Air Force		3	1
																						205	H	Air Force		3	0
																						224	H	CSUN		3	1
																						229	A	San Jose St.		3	0
																						229	H	San Jose St.		3	0
																						261	H	Utah St.		3	0
																						303	H	Cal St. Fullerton		3	0
						LAST 10 GAMES																					
						205 A Air Force						3	1	25 H Colorado St.						0	3						
						43 A Boise St.						1	3	42 H Wyoming						2	3						
						261 H Utah St.						3	0	229 H San Jose St.						3	0						
						204 A Fresno St.						3	0	205 H Air Force						3	0						
						157 A UNLV						2	3	145 A San Diego St.						2	3						

Non-Div. I Games:

New Mexico

[illegible]

Non-Div. I Games:

Southern Miss.

Average RPI Win:		169	WON-LOST RECORD		WINNING PCT. RANK		LAST 10 GAMES		STRENGTH OF SCHEDULE		OPP. STRENGTH OF SCHEDULE		TEAM RPI		ADJ RPI		CONF. RPI		ADJ CONF. RPI				
Average RPI Loss:		88																					
DIV. I ONLY			15- 17		.46875 180		5- 5		50		101		109		.53477 109		9		9				
DIV. I NON-CONF.			5- 7		.41667 204		0- 0		30		81		92		.54795 94		11		11				
TOTALS		RPI 1-25		RPI 26-50		W-L RECORDS		RPI 51-100		RPI 101-150		RPI 150+											
15- 17		0- 2		0- 4		OVERALL		2- 5		5- 4		8- 2											
5- 10		0- 1		0- 2		HOME		0- 3		1- 3		4- 1											
8- 5		0- 1		0- 1		AWAY		1- 2		4- 0		3- 1											
2- 2		0- 0		0- 1		NEUTRAL		1- 0		0- 1		1- 0											
5- 7		0- 2		0- 2		NON-CONFERENCE		2- 1		0- 1		3- 1											
1- 4		0- 1		0- 1		HOME		0- 1		0- 0		1- 1											
2- 1		0- 1		0- 0		AWAY		1- 0		0- 0		1- 0											
2- 2		0- 0		0- 1		NEUTRAL		1- 0		0- 1		1- 0											
10- 10		0- 0		0- 2		CONFERENCE		0- 4		5- 3		5- 1											
4- 6		0- 0		0- 1		HOME		0- 2		1- 3		3- 0											
6- 4		0- 0		0- 1		AWAY		0- 2		4- 0		2- 1											
0- 0		0- 0		0- 0		NEUTRAL		0- 0		0- 0		0- 0											
RPI	S	Opponent		Score		RPI	S	Opponent		Score		RPI	S	Opponent		Score							
1	A	Nebraska		0	3	34	A	SMU		1	3	72	A	Temple		0	3	108	N	Southern Miss.		1	3
20	H	Arkansas St.		0	3	34	H	SMU		0	3	72	H	Temple		1	3	123	A	UCF		3	1
						41	H	Southern Ill.		1	3	86	A	Cincinnati		2	3	123	H	UCF		1	3
						46	N	Pittsburgh		0	3	86	H	Cincinnati		2	3	128	A	Memphis		3	1
												87	N	Col. of Charleston		3	2	128	H	Memphis		0	3
												88	H	North Texas		0	3	141	A	UConn		3	1
												93	A	Alabama		3	2	141	H	UConn		3	2
																		144	A	Houston		3	2
																		144	H	Houston		0	3
																		151	A	South Fla.		3	1
																		151	H	South Fla.		3	0
																		168	H	Stephen F. Austin		2	3
																		180	H	Houston Baptist		3	1
																		181	A	Oral Roberts		3	0
																		237	A	Tulane		2	3
																		237	H	Tulane		3	2
																		254	A	East Carolina		3	0
																		254	H	East Carolina		3	2
																		275	N	Grand Canyon		3	1
						LAST 10 GAMES																	
						151	H	South Fla.		3	0	144	H	Houston		0	3						
						123	H	UCF		1	3	128	A	Memphis		3	1						
						141	A	UConn		3	1	86	A	Cincinnati		2	3						
						72	A	Temple		0	3	254	A	East Carolina		3	0						
						237	H	Tulane		3	2	34	H	SMU		0	3						

Non-Div. I Games:

Tulsa

Average RPI Win:		190	WON-LOST RECORD		WINNING PCT. RANK		LAST 10 GAMES		STRENGTH OF SCHEDULE		OPP. STRENGTH OF SCHEDULE		TEAM RPI		ADJ RPI		CONF. RPI		ADJ CONF. RPI								
DIV. I ONLY			21- 12		.63636 89		3- 7		192		81		110		.53448 110		5		5								
DIV. I NON-CONF.			14- 1		.93333 5		0- 0		257		232		69		.56737 72		5		5								
TOTALS		RPI 1-25		RPI 26-50		W-L RECORDS		RPI 51-100		RPI 101-150		RPI 150+															
21- 12		0- 5		0- 0		OVERALL		4- 4		5- 1		12- 2															
10- 4		0- 3		0- 0		HOME		2- 1		3- 0		5- 0															
4- 8		0- 2		0- 0		AWAY		2- 3		1- 1		1- 2															
7- 0		0- 0		0- 0		NEUTRAL		0- 0		1- 0		6- 0															
14- 1		0- 0		0- 0		NON-CONFERENCE		2- 0		3- 0		9- 1															
5- 0		0- 0		0- 0		HOME		0- 0		2- 0		3- 0															
2- 1		0- 0		0- 0		AWAY		2- 0		0- 0		0- 1															
7- 0		0- 0		0- 0		NEUTRAL		0- 0		1- 0		6- 0															
7- 11		0- 5		0- 0		CONFERENCE		2- 4		2- 1		3- 1															
5- 4		0- 3		0- 0		HOME		2- 1		1- 0		2- 0															
2- 7		0- 2		0- 0		AWAY		0- 3		1- 1		1- 1															
0- 0		0- 0		0- 0		NEUTRAL		0- 0		0- 0		0- 0															
RPI	S	Opponent		Score		RPI	S	Opponent		Score		RPI	S	Opponent		Score											
5	A	Florida		0 3								61	H	Arkansas		3 1		116	H	UNCG		3 0					
5	H	Florida		0 3								69	A	Auburn		1 3		130	A	Mississippi St.		3 2					
9	H	Texas A&M		0 3								69	H	Auburn		0 3		131	N	Jacksonville		3 1					
18	A	Missouri		1 3								83	A	Towson		3 2		132	A	LSU		1 3					
24	H	Kentucky		0 3								87	A	Col. of Charleston		3 1		132	H	LSU		3 0					
												93	A	Alabama		1 3		138	H	North Florida		3 1					
												93	H	Alabama		3 1		153	A	South Carolina		0 3					
												95	A	Ole Miss		1 3		153	H	South Carolina		3 2					
																		154	A	North Carolina St.		0 3					
																		194	N	Campbell		3 0					
																		211	N	Wofford		3 1					
																		220	A	Georgia		3 0					
																		220	H	Georgia		3 0					
																		240	H	Eastern Ky.		3 0					
																		265	H	Evansville		3 1					
																		269	H	Tennessee Tech		3 1					
																		285	N	Coppin St.		3 0					
																		317	N	Saint Francis (PA)		3 0					
																		322	N	Hampton		3 0					
																		323	N	Delaware St.		3 0					
						LAST 10 GAMES																					
						220 H Georgia						3 0		93 A Alabama						1 3							
						69 H Auburn						0 3		9 H Texas A&M						0 3							
						5 A Florida						0 3		132 H LSU						3 0							
						153 A South Carolina						0 3		130 A Mississippi St.						3 2							
						24 H Kentucky						0 3		95 A Ole Miss						1 3							

Non-Div. I Games:

Tennessee

Average RPI Win:		183	WON-LOST RECORD		WINNING PCT. RANK		LAST 10 GAMES		STRENGTH OF SCHEDULE		OPP. STRENGTH OF SCHEDULE		TEAM RPI		ADJ RPI		CONF. RPI		ADJ CONF. RPI		
DIV. I ONLY			18- 14		.5625 130		4- 6		122		62		111		.53428 111		6		6		
DIV. I NON-CONF.			9- 3		.75 54		0- 0		178		114		81		.55927 83		6		6		
TOTALS		RPI 1-25		RPI 26-50		W-L RECORDS		RPI 51-100		RPI 101-150		RPI 150+									
18- 14		0- 3		0- 6		OVERALL		3- 3		1- 1		14- 1									
9- 6		0- 1		0- 3		HOME		2- 1		0- 0		7- 1									
5- 8		0- 2		0- 3		AWAY		1- 2		0- 1		4- 0									
4- 0		0- 0		0- 0		NEUTRAL		0- 0		1- 0		3- 0									
9- 3		0- 1		0- 0		NON-CONFERENCE		1- 1		1- 1		7- 0									
4- 1		0- 0		0- 0		HOME		1- 1		0- 0		3- 0									
1- 2		0- 1		0- 0		AWAY		0- 0		0- 1		1- 0									
4- 0		0- 0		0- 0		NEUTRAL		0- 0		1- 0		3- 0									
9- 11		0- 2		0- 6		CONFERENCE		2- 2		0- 0		7- 1									
5- 5		0- 1		0- 3		HOME		1- 0		0- 0		4- 1									
4- 6		0- 1		0- 3		AWAY		1- 2		0- 0		3- 0									
0- 0		0- 0		0- 0		NEUTRAL		0- 0		0- 0		0- 0									
RPI	S	Opponent		Score		RPI	S	Opponent		Score		RPI	S	Opponent		Score					
1	A	Nebraska		0	3	27	H	North Carolina		1	3	57	A	Syracuse		2	3				
21	A	Louisville		0	3	28	A	Florida St.		0	3	59	A	Virginia		0	3				
21	H	Louisville		0	3	28	H	Florida St.		2	3	69	H	Auburn		3	1				
						44	A	Miami (FL)		1	3	76	H	Duke		3	0				
						44	H	Miami (FL)		1	3	82	A	Virginia Tech		3	1				
						46	A	Pittsburgh		2	3	84	H	Coastal Caro.		2	3				
						LAST 10 GAMES															
						44 H Miami (FL)						1	3	210 H Clemson						1	3
						28 H Florida St.						2	3	177 H Wake Forest						3	2
						21 A Louisville						0	3	76 H Duke						3	0
						214 A Notre Dame						3	1	171 A Boston College						3	1
						59 A Virginia						0	3	57 A Syracuse						2	3

Non-Div. I Games:

Georgia Tech

Average RPI Win: 199		WON-LOST RECORD	WINNING PCT. RANK	LAST 10 GAMES	STRENGTH OF SCHEDULE	OPP. STRENGTH OF SCHEDULE	TEAM RPI	ADJ RPI	CONF. RPI	ADJ CONF. RPI	
Average RPI Loss: 111											
DIV. I ONLY		21- 10	.67742 67	7- 3	229	140	114	.53264 113	21	22	
DIV. I NON-CONF.		9- 5	.64286 107	0- 0	150	62	98	.54651 99	21	21	
<hr/>											
TOTALS		RPI 1-25	RPI 26-50		W-L RECORDS		RPI 51-100		RPI 101-150		RPI 150+
21- 10		0- 1	1- 2		OVERALL		1- 2		4- 1		15- 4
11- 1		0- 0	0- 0		HOME		1- 0		1- 0		9- 1
5- 7		0- 1	0- 1		AWAY		0- 2		1- 1		4- 2
5- 2		0- 0	1- 1		NEUTRAL		0- 0		2- 0		2- 1
9- 5		0- 1	1- 2		NON-CONFERENCE		0- 1		3- 0		5- 1
3- 1		0- 0	0- 0		HOME		0- 0		0- 0		3- 1
1- 3		0- 1	0- 1		AWAY		0- 1		1- 0		0- 0
5- 1		0- 0	1- 1		NEUTRAL		0- 0		2- 0		2- 0
12- 5		0- 0	0- 0		CONFERENCE		1- 1		1- 1		10- 3
8- 0		0- 0	0- 0		HOME		1- 0		1- 0		6- 0
4- 4		0- 0	0- 0		AWAY		0- 1		0- 1		4- 2
0- 1		0- 0	0- 0		NEUTRAL		0- 0		0- 0		0- 1
RPI S	Opponent	Score		RPI S	Opponent	Score		RPI S	Opponent	Score	
24 A	Kentucky	0	3	30 N	Wichita St.	3	1	73 A	Illinois St.	0	3
				36 A	Marquette	1	3	85 A	Denver	0	3
				38 N	Michigan St.	0	3	85 H	Denver	3	2
						</					

Non-Div. I Games:

IUPUI

Average RPI Win: 177		WON-LOST RECORD		WINNING PCT. RANK		LAST 10 GAMES		STRENGTH OF SCHEDULE		OPP. STRENGTH OF SCHEDULE		TEAM RPI		ADJ RPI		CONF. RPI		ADJ CONF. RPI	
DIV. I ONLY		16- 16		.5 160		2- 8		96		51		116		.53229 114		3		3	
DIV. I NON-CONF.		11- 1		.91667 11		0- 0		242		216		65		.57248 66		2		2	
TOTALS		RPI 1-25		RPI 26-50		W-L RECORDS		RPI 51-100		RPI 101-150		RPI 150+							
16- 16		0- 8		1- 5		OVERALL		0- 1		6- 0		9- 2							
7- 6		0- 4		1- 2		HOME		0- 0		2- 0		4- 0							
3- 10		0- 4		0- 3		AWAY		0- 1		1- 0		2- 2							
6- 0		0- 0		0- 0		NEUTRAL		0- 0		3- 0		3- 0							
11- 1		0- 0		0- 0		NON-CONFERENCE		0- 0		3- 0		8- 1							
3- 0		0- 0		0- 0		HOME		0- 0		0- 0		3- 0							
2- 1		0- 0		0- 0		AWAY		0- 0		0- 0		2- 1							
6- 0		0- 0		0- 0		NEUTRAL		0- 0		3- 0		3- 0							
5- 15		0- 8		1- 5		CONFERENCE		0- 1		3- 0		1- 1							
4- 6		0- 4		1- 2		HOME		0- 0		2- 0		1- 0							
1- 9		0- 4		0- 3		AWAY		0- 1		1- 0		0- 1							
0- 0		0- 0		0- 0		NEUTRAL		0- 0		0- 0		0- 0							
RPI	S	Opponent		Score		RPI	S	Opponent		Score		RPI	S	Opponent		Score			
4	A	Southern California		0 3		40	A	Arizona St.		1 3		66	A	Colorado		2 3			
4	H	Southern California		2 3		40	H	Arizona St.		3 0				127 N ETSU		3 0			
8	A	Washington		0 3		44	A	Oregon		1 3				133 H Utah		3 0			
8	H	Washington		2 3		44	H	Oregon		1 3				143 N UC Irvine		3 0			
12	A	UCLA		0 3		50	A	Arizona		1 3				148 A Oregon St.		3 1			
12	H	UCLA		1 3		50	H	Arizona		2 3				148 H Oregon St.		3 1			
13	A	Stanford		0 3										150 N Seattle		3 0			
13	H	Stanford		1 3										169 A Texas Tech		3 0			
														173 A Idaho		3 0			
														182 A California		0 3			
														182 H California		3 0			
														192 H Ball St.		3 0			
														197 H Utah Valley		3 1			
														216 N Portland St.		3 0			
														219 A Radford		1 3			
														262 N Elon		3 0			
														279 N Northwestern St.		3 0			
														280 H Morehead St.		3 0			
LAST 10 GAMES																			
		8 A Washington		0 3				182 H California		3 0									
		66 A Colorado		2 3				40 A Arizona St.		1 3									
		148 A Oregon St.		3 1				50 A Arizona		1 3									
		44 A Oregon		1 3				4 H Southern California		2 3									
		13 H Stanford		1 3				12 H UCLA		1 3									

Non-Div. I Games:

Washington St.

Average RPI Win:	196	WON-LOST	WINNING	LAST 10	STRENGTH OF	OPP. STRENGTH	TEAM	ADJ	CONF.	ADJ CONF.					
Average RPI Loss:	82	RECORD	PCT. RANK	GAMES	SCHEDULE	OF SCHEDULE	RPI	RPI	RPI	RPI					
DIV. I ONLY		14- 14	.5	160	6- 4	71	125	112	.53189	115	15	15			
DIV. I NON-CONF.		4- 6	.4	216	0- 0	125	78	175	.4913	175	17	16			
<hr/>															
TOTALS	RPI 1-25	RPI 26-50		W-L RECORDS		RPI 51-100		RPI 101-150		RPI 150+					
14- 14	0- 4	0- 1		OVERALL		2- 3		3- 4		9- 2					
6- 2	0- 1	0- 0		HOME		1- 0		1- 0		4- 1					
3- 8	0- 2	0- 0		AWAY		0- 2		0- 3		3- 1					
5- 4	0- 1	0- 1		NEUTRAL		1- 1		2- 1		2- 0					
<hr/>															
4- 6	0- 1	0- 1		NON-CONFERENCE		1- 2		1- 2		2- 0					
0- 0	0- 0	0- 0		HOME		0- 0		0- 0		0- 0					
0- 3	0- 1	0- 0		AWAY		0- 1		0- 1		0- 0					
4- 3	0- 0	0- 1		NEUTRAL		1- 1		1- 1		2- 0					
<hr/>															
10- 8	0- 3	0- 0		CONFERENCE		1- 1		2- 2		7- 2					
6- 2	0- 1	0- 0		HOME		1- 0		1- 0		4- 1					
3- 5	0- 1	0- 0		AWAY		0- 1		0- 2		3- 1					
1- 1	0- 1	0- 0		NEUTRAL		0- 0		1- 0		0- 0					
<hr/>															
RPI	S	Opponent	Score	RPI	S	Opponent	Score	RPI	S	Opponent	Score				
20	A	Arkansas St.	1 3	38	N	Michigan St.	0 3	69	N	Auburn	1 3	105	A	Texas St.	1 3
20	H	Arkansas St.	2 3					71	A	Oklahoma	0 3	113	N	IUPUI	1 3
20	N	Arkansas St.	0 3					80	A	Appalachian St.	1 3	121	A	Texas-Arlington	1 3
24	A	Kentucky	0 3					80	H	Appalachian St.	3 1	121	H	Texas-Arlington	3 2
								88	N	North Texas	3 0	121	N	Texas-Arlington	3 0
												128	A	Memphis	2 3
												135	N	Central Ark.	3 1
												163	A	South Ala.	3 0
												163	H	South Ala.	2 3
												174	A	Troy	0 3
												174	H	Troy	3 0
												226	A	Ga. Southern	3 0
												226	H	Ga. Southern	3 1
												250	H	La.-Monroe	3 0
												268	A	Georgia St.	3 1
												269	N	Tennessee Tech	3 0
												292	H	La.-Lafayette	3 0
												326	N	Ark.-Pine Bluff	3 0
<hr/>															
				LAST 10 GAMES											
				20 N Arkansas St.				0	3	226 H Ga. Southern				3	1
				121 N Texas-Arlington				3	0	20 A Arkansas St.				1	3
				80 H Appalachian St.				3	1	250 H La.-Monroe				3	0
				174 A Troy				0	3	292 H La.-Lafayette				3	0
				163 A South Ala.				3	0	163 H South Ala.				2	3

Non-Div. I Games:

Little Rock

Average RPI Win: 233		WON-LOST RECORD	WINNING PCT. RANK	LAST 10 GAMES	STRENGTH OF SCHEDULE	OPP. STRENGTH OF SCHEDULE	TEAM RPI	ADJ RPI	CONF. RPI	ADJ CONF. RPI					
Average RPI Loss: 109															
DIV. I ONLY		22- 11	.66667	78	7- 3	174	254	113	.53141	116	18	19			
DIV. I NON-CONF.		10- 5	.66667	92	0- 0	234	293	151	.50472	151	22	22			
<hr/>															
TOTALS		RPI 1-25		RPI 26-50		W-L RECORDS		RPI 51-100		RPI 101-150		RPI 150+			
22- 11		0- 0		0- 1		OVERALL		2- 4		2- 4		18- 2			
10- 1		0- 0		0- 0		HOME		2- 0		1- 1		7- 0			
6- 7		0- 0		0- 1		AWAY		0- 2		0- 3		6- 1			
6- 3		0- 0		0- 0		NEUTRAL		0- 2		1- 0		5- 1			
10- 5		0- 0		0- 1		NON-CONFERENCE		0- 1		1- 1		9- 2			
3- 0		0- 0		0- 0		HOME		0- 0		0- 0		3- 0			
2- 3		0- 0		0- 1		AWAY		0- 0		0- 1		2- 1			
5- 2		0- 0		0- 0		NEUTRAL		0- 1		1- 0		4- 1			
12- 6		0- 0		0- 0		CONFERENCE		2- 3		1- 3		9- 0			
7- 1		0- 0		0- 0		HOME		2- 0		1- 1		4- 0			
4- 4		0- 0		0- 0		AWAY		0- 2		0- 2		4- 0			
1- 1		0- 0		0- 0		NEUTRAL		0- 1		0- 0		1- 0			
RPI S	Opponent	Score		RPI S	Opponent	Score		RPI S	Opponent	Score					
				47 A	Baylor	0	3	74 N	Rice	0	3	110 A	Tennessee	0	3
								77 A	Chattanooga	1	3	127 A	ETSU	0	3
								77 H	Chattanooga	3	2	127 H	ETSU	0	3
								81 A	Furman	1	3	136 A	Samford	0	3
								81 H	Furman	3	0	136 H	Samford	3	0
								81 N	Furman	0	3	138 N	North Florida	3	0
												167 A	Liberty	0	3
												168 N	Stephen F. Austin	0	3
												179 H	High Point	3	1
												211 A	Wofford	3	1
												211 H	Wofford	3	1
												211 N	Wofford	3	1
												218 A	Western Caro.	3	1
												218 H	Western Caro.	3	0
												240 N	Eastern Ky.	3	2
												247 A	Mercer	3	2
												247 H	Mercer	3	0
												262 A	Elon	3	1
												269 N	Tennessee Tech	3	2
												293 H	Alabama St.	3	0
												305 A	The Citadel	3	0
												305 H	The Citadel	3	0
												315 N	Fairleigh Dickinson	3	0
												319 H	Norfolk St.	3	0
												321 A	N.C. A&T	3	0
												322 N	Hampton	3	0
				LAST 10 GAMES											
				81 N	Furman	0	3	247 H	Mercer	3	0	315 N	Fairleigh Dickinson	3	0
				211 N	Wofford	3	1	305 A	The Citadel	3	0	319 H	Norfolk St.	3	0
				81 A	Furman	1	3	247 A	Mercer	3	2	321 A	N.C. A&T	3	0
				211 A	Wofford	3	1	136 H	Samford	3	0	322 N	Hampton	3	0
				127 H	ETSU	0	3	77 H	Chattanooga	3	2				

Non-Div. I Games:

UNCG

Average RPI Win: 169		WON-LOST RECORD		WINNING PCT. RANK		LAST 10 GAMES		STRENGTH OF SCHEDULE		OPP. STRENGTH OF SCHEDULE		TEAM RPI		ADJ RPI		CONF. RPI		ADJ CONF. RPI	
Average RPI Loss: 76																			
DIV. I ONLY		16- 15		.51613 154		5- 5		102		71		119		.53131 117		4		4	
DIV. I NON-CONF.		10- 3		.76923 42		0- 1		246		212		116		.53461 117		4		4	
TOTALS		RPI 1-25		RPI 26-50		W-L RECORDS		RPI 51-100		RPI 101-150		RPI 150+							
16- 15		0- 4		2- 2		OVERALL		1- 5		3- 2		10- 2							
10- 5		0- 2		2- 0		HOME		0- 3		2- 0		6- 0							
4- 8		0- 2		0- 2		AWAY		1- 2		0- 2		3- 0							
2- 2		0- 0		0- 0		NEUTRAL		0- 0		1- 0		1- 2							
10- 3		0- 0		0- 0		NON-CONFERENCE		0- 0		2- 1		8- 2							
6- 0		0- 0		0- 0		HOME		0- 0		1- 0		5- 0							
2- 1		0- 0		0- 0		AWAY		0- 0		0- 1		2- 0							
2- 2		0- 0		0- 0		NEUTRAL		0- 0		1- 0		1- 2							
6- 12		0- 4		2- 2		CONFERENCE		1- 5		1- 1		2- 0							
4- 5		0- 2		2- 0		HOME		0- 3		1- 0		1- 0							
2- 7		0- 2		0- 2		AWAY		1- 2		0- 1		1- 0							
0- 0		0- 0		0- 0		NEUTRAL		0- 0		0- 0		0- 0							
RPI S	Opponent	Score		RPI S	Opponent	Score		RPI S	Opponent	Score		RPI S	Opponent	Score					
11 A	BYU	0	3	29 A	San Diego	0	3	68 A	Pacific	0	3	103 H	Cal Poly	3	2				
11 H	BYU	1	3	29 H	San Diego	3	0	68 H	Pacific	1	3	118 A	San Francisco	0	3				
19 A	Loyola Marymount	0	3	37 A	Santa Clara	2	3	79 A	Pepperdine	3	2	118 H	San Francisco	3	2				
19 H	Loyola Marymount	0	3	37 H	Santa Clara	3	2	79 H	Pepperdine	1	3	126 N	UC Davis	3	1				
								90 A	Gonzaga	0	3	150 A	Seattle	2	3				
								90 H	Gonzaga	0	3	170 N	Green Bay	1	3				
												173 H	Idaho	3	0				
												184 N	Southern Utah	0	3				
												186 H	Nevada	3	1				
												191 A	St. Mary's (CA)	3	1				
												191 H	St. Mary's (CA)	3	0				
												204 A	Fresno St.	3	1				
												216 A	Portland St.	3	1				
												227 N	Youngstown St.	3	0				
												235 H	UC Riverside	3	0				
												275 H	Grand Canyon	3	0				
												314 H	St. Francis Brooklyn	3	0				
LAST 10 GAMES																			
150 A	Seattle	2	3	11 H	BYU	1	3												
90 H	Gonzaga	0	3	79 A	Pepperdine	3	2												
191 A	St. Mary's (CA)	3	1	19 A	Loyola Marymount	0	3												
68 A	Pacific	0	3	37 H	Santa Clara	3	2												
29 H	San Diego	3	0	118 H	San Francisco	3	2												

Non-Div. I Games:

Portland

Average RPI Win:	186	WON-LOST RECORD	WINNING PCT. RANK	LAST 10 GAMES	STRENGTH OF SCHEDULE	OPP. STRENGTH OF SCHEDULE	TEAM RPI	ADJ RPI	CONF. RPI	ADJ CONF. RPI	
Average RPI Loss:	50										
DIV. I ONLY	17- 14	.54839	136	2- 8	119	65	115	.53122	118	4	4
DIV. I NON-CONF.	13- 0	1	1	0- 0	260	181	50	.58689	52	4	4
<hr/>											
TOTALS	RPI 1-25	RPI 26-50		W-L RECORDS	RPI 51-100		RPI 101-150		RPI 150+		
17- 14	0- 4	0- 4		OVERALL	2- 5		5- 1		10- 0		
9- 6	0- 2	0- 2		HOME	2- 2		4- 0		3- 0		
3- 8	0- 2	0- 2		AWAY	0- 3		1- 1		2- 0		
5- 0	0- 0	0- 0		NEUTRAL	0- 0		0- 0		5- 0		
13- 0	0- 0	0- 0		NON-CONFERENCE	1- 0		4- 0		8- 0		
6- 0	0- 0	0- 0		HOME	1- 0		3- 0		2- 0		
2- 0	0- 0	0- 0		AWAY	0- 0		1- 0		1- 0		
5- 0	0- 0	0- 0		NEUTRAL	0- 0		0- 0		5- 0		
4- 14	0- 4	0- 4		CONFERENCE	1- 5		1- 1		2- 0		
3- 6	0- 2	0- 2		HOME	1- 2		1- 0		1- 0		
1- 8	0- 2	0- 2		AWAY	0- 3		0- 1		1- 0		
0- 0	0- 0	0- 0		NEUTRAL	0- 0		0- 0		0- 0		
RPI S	Opponent	Score	RPI S	Opponent	Score	RPI S	Opponent	Score	RPI S	Opponent	Score
11 A	BYU	0 3	29 A	San Diego	0 3	68 A	Pacific	2 3	117 A	Portland	2 3
11 H	BYU	1 3	29 H	San Diego	0 3	68 H	Pacific	0 3	117 H	Portland	3 0
19 A	Loyola Marymount	0 3	37 A	Santa Clara	0 3	79 A	Pepperdine	1 3	124 H	North Dakota St.	3 1
19 H	Loyola Marymount	0 3	37 H	Santa Clara	0 3	79 H	Pepperdine	1 3	125 A	St. John's (NY)	3 0
						85 H	Denver	3 1	129 H	CSU Bakersfield	3 1
						90 A	Gonzaga	0 3	145 H	San Diego St.	3 0
						90 H	Gonzaga	3 2	165 H	Yale	3 0
									184 N	Southern Utah	3 1
									191 A	St. Mary's (CA)	3 1
									191 H	St. Mary's (CA)	3 0
									225 N	George Mason	3 0
									234 N	Middle Tenn.	3 0
									261 A	Utah St.	3 0
									286 N	Cornell	3 1
									302 N	Central Conn. St.	3 0
									303 H	Cal St. Fullerton	3 0
<hr/>											
LAST 10 GAMES											
191 A	St. Mary's (CA)	3 1	37 A	Santa Clara	0 3						
11 A	BYU	0 3	90 A	Gonzaga	0 3						
29 A	San Diego	0 3	117 A	Portland	2 3						
19 H	Loyola Marymount	0 3	68 H	Pacific	0 3						
79 H	Pepperdine	1 3	191 H	St. Mary's (CA)	3 0						

Non-Div. I Games:

San Francisco

Average RPI Win:	201	WON-LOST	WINNING	LAST 10	STRENGTH OF	OPP. STRENGTH	TEAM	ADJ	CONF.	ADJ CONF.	
Average RPI Loss:	78	RECORD	PCT. RANK	GAMES	SCHEDULE	OF SCHEDULE	RPI	RPI	RPI	RPI	
DIV. I ONLY	20- 12	.625	92	3- 7	189	112	120	.53096	119	8	8
DIV. I NON-CONF.	11- 2	.84615	24	0- 0	279	204	109	.53693	111	8	8
<hr/>											
TOTALS	RPI 1-25	RPI 26-50		W-L RECORDS		RPI 51-100		RPI 101-150		RPI 150+	
20- 12	0- 0	2- 5		OVERALL		1- 4		5- 1		12- 2	
5- 7	0- 0	0- 3		HOME		1- 2		2- 0		2- 2	
8- 5	0- 0	2- 2		AWAY		0- 2		1- 1		5- 0	
7- 0	0- 0	0- 0		NEUTRAL		0- 0		2- 0		5- 0	
<hr/>											
11- 2	0- 0	0- 0		NON-CONFERENCE		0- 1		4- 0		7- 1	
1- 2	0- 0	0- 0		HOME		0- 1		1- 0		0- 1	
3- 0	0- 0	0- 0		AWAY		0- 0		1- 0		2- 0	
7- 0	0- 0	0- 0		NEUTRAL		0- 0		2- 0		5- 0	
<hr/>											
9- 10	0- 0	2- 5		CONFERENCE		1- 3		1- 1		5- 1	
4- 5	0- 0	0- 3		HOME		1- 1		1- 0		2- 1	
5- 5	0- 0	2- 2		AWAY		0- 2		0- 1		3- 0	
0- 0	0- 0	0- 0		NEUTRAL		0- 0		0- 0		0- 0	
<hr/>											
RPI S	Opponent	Score	RPI S	Opponent	Score	RPI S	Opponent	Score	RPI S	Opponent	Score
			30 A	Wichita St.	2 3	53 H	Northwestern	0 3	102 N	Kennesaw St.	3 0
			30 H	Wichita St.	2 3	54 A	UNI	1 3	122 A	Valparaiso	3 0
			35 A	Missouri St.	3 1	54 H	UNI	0 3	140 H	New Hampshire	3 1
			35 A	Missouri St.	0 3	73 A	Illinois St.	1 3	142 N	Seton Hall	3 1
			35 H	Missouri St.	2 3	73 H	Illinois St.	3 0	149 A	Indiana St.	2 3
			41 A	Southern Ill.	3 1				149 H	Indiana St.	3 1
			41 H	Southern Ill.	2 3				177 H	Wake Forest	0 3
									208 A	Drake	3 1
									208 H	Drake	1 3
									228 N	Wright St.	3 0
									259 A	Bowling Green	3 1
									262 N	Elon	3 1
									265 A	Evansville	3 0
									265 H	Evansville	3 1
									267 N	Binghamton	3 0
									278 A	Bradley	3 0
									278 H	Bradley	3 0
									281 N	IPFW	3 0
									286 A	Cornell	3 0
									331 N	Savannah St.	3 0
			LAST 10 GAMES								
			35 A	Missouri St.	0 3	73 A	Illinois St.	1 3			
			54 A	UNI	1 3	149 A	Indiana St.	2 3			
			208 A	Drake	3 1	265 H	Evansville	3 1			
			35 H	Missouri St.	2 3	41 H	Southern Ill.	2 3			
			30 H	Wichita St.	2 3	278 H	Bradley	3 0			

Non-Div. I Games:

Loyola Chicago

Average RPI Win: 246		WON-LOST RECORD		WINNING PCT. RANK		LAST 10 GAMES		STRENGTH OF SCHEDULE		OPP. STRENGTH OF SCHEDULE		TEAM RPI		ADJ RPI		CONF. RPI		ADJ CONF. RPI	
DIV. I ONLY		21- 10		.67742 67		6- 4		204		243		121		.52804 120		25		25	
DIV. I NON-CONF.		8- 5		.61538 120		0- 0		201		170		139		.51587 139		25		25	
TOTALS		RPI 1-25		RPI 26-50		W-L RECORDS		RPI 51-100		RPI 101-150		RPI 150+							
21- 10		0- 1		0- 0		OVERALL		0- 4		1- 1		20- 4							
10- 2		0- 0		0- 0		HOME		0- 1		0- 0		10- 1							
6- 5		0- 0		0- 0		AWAY		0- 3		0- 0		6- 2							
5- 3		0- 1		0- 0		NEUTRAL		0- 0		1- 1		4- 1							
8- 5		0- 1		0- 0		NON-CONFERENCE		0- 1		1- 1		7- 2							
3- 1		0- 0		0- 0		HOME		0- 0		0- 0		3- 1							
1- 1		0- 0		0- 0		AWAY		0- 1		0- 0		1- 0							
4- 3		0- 1		0- 0		NEUTRAL		0- 0		1- 1		3- 1							
13- 5		0- 0		0- 0		CONFERENCE		0- 3		0- 0		13- 2							
7- 1		0- 0		0- 0		HOME		0- 1		0- 0		7- 0							
5- 4		0- 0		0- 0		AWAY		0- 2		0- 0		5- 2							
1- 0		0- 0		0- 0		NEUTRAL		0- 0		0- 0		1- 0							
RPI	S	Opponent		Score		RPI	S	Opponent		Score		RPI	S	Opponent		Score			
6	N	Kansas		0 3						60	A	American	0	3	101	N	Rhode Island	1	3
										60	A	American	0	3	134	N	Harvard	3	2
										60	H	American	1	3	156	A	Lehigh	2	3
										61	A	Arkansas	1	3	156	H	Lehigh	3	0
															156	N	Lehigh	3	0
															182	N	California	1	3
															183	H	Marist	1	3
															190	N	McNeese St.	3	1
															199	A	Colgate	3	1
															199	H	Colgate	3	1
															205	N	Air Force	3	2
															232	A	Bucknell	1	3
															232	H	Bucknell	3	0
															239	A	Stony Brook	3	1
															246	H	William & Mary	3	2
															263	A	Navy	3	0
															263	H	Navy	3	2
															266	N	Columbia	3	0
															286	H	Cornell	3	0
															296	H	Iona	3	0
															300	A	Lafayette	3	0
															300	H	Lafayette	3	0
															309	A	Loyola Maryland	3	0
															309	H	Loyola Maryland	3	0
															312	A	Holy Cross	3	1
															312	H	Holy Cross	3	0
				LAST 10 GAMES															
				60	A	American	0	3	263	A	Navy	3	0						
				156	N	Lehigh	3	0	60	H	American	1	3						
				156	A	Lehigh	2	3	309	H	Loyola Maryland	3	0						
				232	A	Bucknell	1	3	199	H	Colgate	3	1						
				300	A	Lafayette	3	0	312	A	Holy Cross	3	1						

Non-Div. I Games:

Army West Point

Average RPI Win:		215	WON-LOST RECORD		WINNING PCT. RANK		LAST 10 GAMES		STRENGTH OF SCHEDULE		OPP. STRENGTH OF SCHEDULE		TEAM RPI		ADJ RPI		CONF. RPI		ADJ CONF. RPI				
DIV. I ONLY			19- 10		.65517 85		6- 4		215		166		122		.52781 121		15		15				
DIV. I NON-CONF.			9- 3		.75 54		0- 0		156		183		82		.55994 81		17		16				
TOTALS		RPI 1-25		RPI 26-50		W-L RECORDS		RPI 51-100		RPI 101-150		RPI 150+											
19- 10		0- 1		1- 0		OVERALL		1- 4		1- 4		16- 1											
10- 3		0- 0		0- 0		HOME		1- 1		1- 1		8- 1											
5- 6		0- 1		0- 0		AWAY		0- 3		0- 2		5- 0											
4- 1		0- 0		1- 0		NEUTRAL		0- 0		0- 1		3- 0											
9- 3		0- 0		1- 0		NON-CONFERENCE		1- 3		0- 0		7- 0											
4- 1		0- 0		0- 0		HOME		1- 1		0- 0		3- 0											
1- 2		0- 0		0- 0		AWAY		0- 2		0- 0		1- 0											
4- 0		0- 0		1- 0		NEUTRAL		0- 0		0- 0		3- 0											
10- 7		0- 1		0- 0		CONFERENCE		0- 1		1- 4		9- 1											
6- 2		0- 0		0- 0		HOME		0- 0		1- 1		5- 1											
4- 4		0- 1		0- 0		AWAY		0- 1		0- 2		4- 0											
0- 1		0- 0		0- 0		NEUTRAL		0- 0		0- 1		0- 0											
RPI	S	Opponent		Score		RPI	S	Opponent		Score		RPI	S	Opponent		Score							
20	A	Arkansas St.		1 3		39	N	Villanova		3 1		61	A	Arkansas		0 3		105	A	Texas St.		2 3	
												67	H	A&M-Corpus Christi		2 3		105	H	Texas St.		1 3	
												80	A	Appalachian St.		0 3		115	A	Little Rock		2 3	
												85	A	Denver		2 3		115	H	Little Rock		3 1	
												88	H	North Texas		3 0		115	N	Little Rock		0 3	
																		163	H	South Ala.		3 0	
																		174	H	Troy		3 2	
																		181	A	Oral Roberts		3 1	
																		194	H	Campbell		3 0	
																		205	N	Air Force		3 0	
																		226	A	Ga. Southern		3 0	
																		226	H	Ga. Southern		3 1	
																		231	H	Abilene Christian		3 0	
																		250	A	La.-Monroe		3 0	
																		250	H	La.-Monroe		1 3	
																		264	N	Southeast Mo. St.		3 0	
																		268	A	Georgia St.		3 2	
																		268	H	Georgia St.		3 1	
																		279	N	Northwestern St.		3 1	
																		292	A	La.-Lafayette		3 0	
																		292	H	La.-Lafayette		3 0	
																		332	H	Grambling		3 0	
LAST 10 GAMES																							
						115	N	Little Rock		0 3		174	H	Troy		3 2							
						163	H	South Ala.		3 0		226	A	Ga. Southern		3 0							
						250	A	La.-Monroe		3 0		268	A	Georgia St.		3 2							
						292	A	La.-Lafayette		3 0		105	H	Texas St.		1 3							
						250	H	La.-Monroe		1 3		80	A	Appalachian St.		0 3							

Non-Div. I Games:

Texas-Arlington

Average RPI Win:	219	WON-LOST	WINNING	LAST 10	STRENGTH OF	OPP. STRENGTH	TEAM	ADJ	CONF.	ADJ CONF.	
Average RPI Loss:	128	RECORD	PCT. RANK	GAMES	SCHEDULE	OF SCHEDULE	RPI	RPI	RPI	RPI	
DIV. I ONLY	27- 8	.77143	31	7- 3	288	184	118	.52724	122	16	17
DIV. I NON-CONF.	14- 2	.875	16	0- 0	328	222	157	.49883	160	19	19
<hr/>											
TOTALS	RPI 1-25	RPI 26-50		W-L RECORDS		RPI 51-100		RPI 101-150		RPI 150+	
27- 8	0- 0	0- 0		OVERALL		4- 3		1- 2		22- 3	
11- 4	0- 0	0- 0		HOME		1- 1		1- 1		9- 2	
8- 4	0- 0	0- 0		AWAY		2- 2		0- 1		6- 1	
8- 0	0- 0	0- 0		NEUTRAL		1- 0		0- 0		7- 0	
<hr/>											
14- 2	0- 0	0- 0		NON-CONFERENCE		1- 0		1- 2		12- 0	
6- 1	0- 0	0- 0		HOME		0- 0		1- 1		5- 0	
2- 1	0- 0	0- 0		AWAY		1- 0		0- 1		1- 0	
6- 0	0- 0	0- 0		NEUTRAL		0- 0		0- 0		6- 0	
<hr/>											
13- 6	0- 0	0- 0		CONFERENCE		3- 3		0- 0		10- 3	
5- 3	0- 0	0- 0		HOME		1- 1		0- 0		4- 2	
6- 3	0- 0	0- 0		AWAY		1- 2		0- 0		5- 1	
2- 0	0- 0	0- 0		NEUTRAL		1- 0		0- 0		1- 0	
<hr/>											
RPI S	Opponent	Score	RPI S	Opponent	Score	RPI S	Opponent	Score	RPI S	Opponent	Score
						62 A	Cleveland St.	2 3	102 H	Kennesaw St.	3 0
						62 A	Cleveland St.	0 3	119 H	Loyola Chicago	0 3
						62 H	Cleveland St.	3 1	149 A	Indiana St.	2 3
						77 A	Chattanooga	3 2	170 A	Green Bay	3 0
						99 A	Oakland	3 0	170 H	Green Bay	0 3
						99 H	Oakland	1 3	172 A	Milwaukee	1 3
						99 N	Oakland	3 1	172 H	Milwaukee	3 0
									172 N	Milwaukee	3 2
									174 N	Troy	3 0
									188 A	Northern Ky.	3 1
									188 H	Northern Ky.	2 3
									227 A	Youngstown St.	3 2
									227 H	Youngstown St.	3 0
									228 A	Wright St.	3 0
									228 H	Wright St.	3 0
									230 A	Ill.-Chicago	3 0
									230 H	Ill.-Chicago	3 1
									240 N	Eastern Ky.	3 0
									262 H	Elon	3 0
									281 H	IPFW	3 1
			283 N	Rider	3 1						
			291 H	Toledo	3 1						
			297 N	NJIT	3 0						
			308 H	Chicago St.	3 0						
			308 N	Chicago St.	3 0						
			313 N	Western Ill.	3 1						
			314 A	St. Francis Brooklyn	3 0						
<hr/>											
			LAST 10 GAMES								
			62 A	Cleveland St.	0 3	172 A	Milwaukee	1 3			
			99 N	Oakland	3 1	170 A	Green Bay	3 0			
			172 N	Milwaukee	3 2	99 A	Oakland	3 0			
			62 H	Cleveland St.	3 1	230 A	Ill.-Chicago	3 0			
			227 H	Youngstown St.	3 0	188 H	Northern Ky.	2 3			

Non-Div. I Games:

Valparaiso

RPI	S	Opponent	Score	
331	H	Savannah St.	3	0

Valparaiso

V
a
l
p
a
r
a
i
s
o

V
a
l
p
a
r
a
i
s
o

Average RPI Win:		161	WON-LOST RECORD		WINNING PCT. RANK		LAST 10 GAMES		STRENGTH OF SCHEDULE		OPP. STRENGTH OF SCHEDULE		TEAM RPI		ADJ RPI		CONF. RPI		ADJ CONF. RPI				
Average RPI Loss:		106																					
DIV. I ONLY			15- 17		.46875 180		4- 6		68		118		123		.52665 123		9		9				
DIV. I NON-CONF.			6- 6		.5 160		0- 0		56		125		97		.54706 97		11		11				
TOTALS		RPI 1-25		RPI 26-50		W-L RECORDS		RPI 51-100		RPI 101-150		RPI 150+											
15- 17		0- 1		1- 3		OVERALL		0- 4		5- 7		9- 2											
5- 8		0- 0		1- 1		HOME		0- 2		1- 3		3- 2											
8- 6		0- 1		0- 2		AWAY		0- 2		3- 1		5- 0											
2- 3		0- 0		0- 0		NEUTRAL		0- 0		1- 3		1- 0											
6- 6		0- 1		1- 1		NON-CONFERENCE		0- 0		1- 3		4- 1											
2- 1		0- 0		1- 0		HOME		0- 0		0- 0		1- 1											
2- 2		0- 1		0- 1		AWAY		0- 0		0- 0		2- 0											
2- 3		0- 0		0- 0		NEUTRAL		0- 0		1- 3		1- 0											
9- 11		0- 0		0- 2		CONFERENCE		0- 4		4- 4		5- 1											
3- 7		0- 0		0- 1		HOME		0- 2		1- 3		2- 1											
6- 4		0- 0		0- 1		AWAY		0- 2		3- 1		3- 0											
0- 0		0- 0		0- 0		NEUTRAL		0- 0		0- 0		0- 0											
RPI	S	Opponent		Score		RPI	S	Opponent		Score		RPI	S	Opponent		Score							
3	A	Minnesota		0 3		34	A	SMU		0 3		72	A	Temple		0 3		109	A	Tulsa		3 1	
						34	H	SMU		2 3		72	H	Temple		0 3		109	H	Tulsa		1 3	
						41	H	Southern Ill.		3 2		86	A	Cincinnati		1 3		124	N	North Dakota St.		1 3	
						44	A	Miami (FL)		1 3		86	H	Cincinnati		0 3		128	A	Memphis		3 0	
																		128	H	Memphis		0 3	
																		139	N	North Dakota		3 1	
																		141	A	UConn		2 3	
																		141	H	UConn		3 0	
																		143	N	UC Irvine		2 3	
																		144	A	Houston		3 0	
																		144	H	Houston		2 3	
																		150	N	Seattle		1 3	
																		151	A	South Fla.		3 1	
																		151	H	South Fla.		3 1	
																		152	H	Northern Colo.		3 0	
																		155	A	FIU		3 0	
																		162	A	Omaha		3 0	
																		178	H	Delaware		2 3	
																		208	N	Drake		3 0	
																		237	A	Tulane		3 0	
																		237	H	Tulane		3 2	
																		254	A	East Carolina		3 0	
																		254	H	East Carolina		2 3	
LAST 10 GAMES																							
						34	A	SMU		0 3		72	A	Temple		0 3							
						109	A	Tulsa		3 1		254	H	East Carolina		2 3							
						86	H	Cincinnati		0 3		151	A	South Fla.		3 1							
						128	H	Memphis		0 3		237	A	Tulane		3 0							
						141	A	UConn		2 3		144	A	Houston		3 0							

Non-Div. I Games:

UCF

Average RPI Win: 200		WON-LOST	WINNING	LAST 10	STRENGTH OF		OPP. STRENGTH	TEAM	ADJ	CONF.	ADJ CONF.
Average RPI Loss: 120		RECORD	PCT. RANK	GAMES	SCHEDULE		OF SCHEDULE	RPI	RPI	RPI	RPI
DIV. I ONLY		19- 12	.6129	99	7- 3		179	169	124	.52417	124
DIV. I NON-CONF.		9- 5	.64286	107	0- 0		78	97	67	.5714	68
TOTALS		RPI 1-25	RPI 26-50		W-L RECORDS		RPI 51-100		RPI 101-150		RPI 150+
19- 12	0- 2	0- 0		OVERALL		3- 2		3- 3		13- 5	
8- 3	0- 0	0- 0		HOME		1- 1		1- 0		6- 2	
5- 8	0- 2	0- 0		AWAY		1- 1		0- 3		4- 2	
6- 1	0- 0	0- 0		NEUTRAL		1- 0		2- 0		3- 1	
9- 5	0- 2	0- 0		NON-CONFERENCE		2- 1		2- 2		5- 0	
2- 1	0- 0	0- 0		HOME		0- 1		0- 0		2- 0	
1- 4	0- 2	0- 0		AWAY		1- 0		0- 2		0- 0	
6- 0	0- 0	0- 0		NEUTRAL		1- 0		2- 0		3- 0	
10- 7	0- 0	0- 0		CONFERENCE		1- 1		1- 1		8- 5	
6- 2	0- 0	0- 0		HOME		1- 0		1- 0		4- 2	
4- 4	0- 0	0- 0		AWAY		0- 1		0- 1		4- 2	
0- 1	0- 0	0- 0		NEUTRAL		0- 0		0- 0		0- 1	
RPI S	Opponent	Score		RPI S	Opponent	Score		RPI S	Opponent	Score	
3 A	Minnesota	0	3					70 A	Saint Louis	3	1
18 A	Missouri	2	3					83 H	Towson	1	3
								85 A	Denver	0	3
								85 H	Denver	3	2
								88 N	North Texas	3	2
								113 A	IUPUI	1	3
								113 H	IUPUI	3	0
								118 A	San Francisco	1	3
								123 N	UCF	3	1
								139 A	North Dakota	0	3
								143 N	UC Irvine	3	2
								162 A	Omaha	1	3
								162 H	Omaha	2	3
								165 N	Yale	3	1
								172 H	Milwaukee	3	2
								181 A	Oral Roberts	3	0
								181 H	Oral Roberts	1	3
								187 A	South Dakota	0	3
								187 H	South Dakota	3	1
								187 N	South Dakota	2	3
								197 H	Utah Valley	3	0
								236 N	Winthrop	3	1
								276 A	South Dakota St.	3	2
								276 H	South Dakota St.	3	0
								281 A	IPFW	3	0
								281 H	IPFW	3	0
								303 N	Cal St. Fullerton	3	1
								313 A	Western Ill.	3	0
								313 H	Western Ill.	3	0
LAST 10 GAMES				LAST 10 GAMES				LAST 10 GAMES			
				187 N	South Dakota	2	3	187 A	South Dakota	0	3
				181 A	Oral Roberts	3	0	313 A	Western Ill.	3	0
				276 A	South Dakota St.	3	2	162 A	Omaha	1	3
				113 H	IUPUI	3	0	276 H	South Dakota St.	3	0
				281 H	IPFW	3	0	85 H	Denver	3	2

Non-Div. I Games:

North Dakota St.

Average RPI Win:	213	WON-LOST RECORD	WINNING PCT. RANK	LAST 10 GAMES	STRENGTH OF SCHEDULE	OPP. STRENGTH OF SCHEDULE	TEAM RPI	ADJ RPI	CONF. RPI	ADJ CONF. RPI	
Average RPI Loss:	63										
DIV. I ONLY	18- 15	.54545	139	4- 6	139	93	126	.52354	125	7	7
DIV. I NON-CONF.	10- 5	.66667	92	0- 0	164	139	106	.54104	106	7	7
<hr/>											
TOTALS	RPI 1-25	RPI 26-50		W-L RECORDS	RPI 51-100		RPI 101-150		RPI 150+		
18- 15	0- 4	1- 4		OVERALL	1- 3		1- 4		15- 0		
9- 6	0- 1	1- 1		HOME	0- 1		0- 3		8- 0		
5- 7	0- 2	0- 2		AWAY	0- 2		1- 1		4- 0		
4- 2	0- 1	0- 1		NEUTRAL	1- 0		0- 0		3- 0		
<hr/>											
10- 5	0- 2	0- 1		NON-CONFERENCE	1- 1		0- 1		9- 0		
5- 1	0- 0	0- 0		HOME	0- 0		0- 1		5- 0		
1- 2	0- 1	0- 0		AWAY	0- 1		0- 0		1- 0		
4- 2	0- 1	0- 1		NEUTRAL	1- 0		0- 0		3- 0		
<hr/>											
8- 10	0- 2	1- 3		CONFERENCE	0- 2		1- 3		6- 0		
4- 5	0- 1	1- 1		HOME	0- 1		0- 2		3- 0		
4- 5	0- 1	0- 2		AWAY	0- 1		1- 1		3- 0		
0- 0	0- 0	0- 0		NEUTRAL	0- 0		0- 0		0- 0		
<hr/>											
RPI S	Opponent	Score	RPI S	Opponent	Score	RPI S	Opponent	Score	RPI S	Opponent	Score
5 A	Florida	0 3	36 A	Marquette	0 3	65 A	Xavier	2 3	118 H	San Francisco	0 3
10 N	Penn St.	0 3	36 H	Marquette	3 2	65 H	Xavier	1 3	142 A	Seton Hall	1 3
14 A	Creighton	0 3	39 A	Villanova	0 3	69 N	Auburn	3 2	142 H	Seton Hall	1 3
14 H	Creighton	1 3	39 H	Villanova	0 3	72 A	Temple	0 3	147 A	Butler	3 2
			44 N	Oregon	0 3				147 H	Butler	1 3
									176 H	LIU Brooklyn	3 0
									191 A	St. Mary's (CA)	3 2
									204 N	Fresno St.	3 1
									209 A	DePaul	3 2
									209 H	DePaul	3 2
									223 A	Georgetown	3 0
									223 H	Georgetown	3 1
									225 H	George Mason	3 0
									255 N	Bethune-Cookman	3 0
									257 A	Providence	3 0
									257 H	Providence	3 0
									263 N	Navy	3 0
									286 H	Cornell	3 1
									296 H	Iona	3 0
									302 H	Central Conn. St.	3 0
<hr/>											
			LAST 10 GAMES								
			39 A	Villanova	0 3	147 H	Butler	1 3			
			142 A	Seton Hall	1 3	65 H	Xavier	1 3			
			209 H	DePaul	3 2	14 A	Creighton	0 3			
			36 H	Marquette	3 2	223 A	Georgetown	3 0			
			257 H	Providence	3 0	36 A	Marquette	0 3			

Non-Div. I Games:

St. John's (NY)

Average RPI Win:		190	WON-LOST RECORD		WINNING PCT. RANK	LAST 10 GAMES	STRENGTH OF SCHEDULE		OPP. STRENGTH OF SCHEDULE	TEAM RPI	ADJ RPI	CONF. RPI	ADJ CONF. RPI
Average RPI Loss:		88											
DIV. I ONLY			15- 15		.5 160	6- 4	95		111	125	.52244 126	14	13
DIV. I NON-CONF.			5- 9		.35714 243	0- 0	47		89	134	.51943 133	9	9
TOTALS		RPI 1-25	RPI 26-50		W-L RECORDS		RPI 51-100		RPI 101-150		RPI 150+		
15- 15	0- 4		0- 3		OVERALL		0- 2		5- 3		10- 3		
6- 3	0- 1		0- 1		HOME		0- 1		2- 0		4- 0		
5- 8	0- 3		0- 1		AWAY		0- 0		2- 1		3- 3		
4- 4	0- 0		0- 1		NEUTRAL		0- 1		1- 2		3- 0		
5- 9	0- 2		0- 1		NON-CONFERENCE		0- 2		1- 3		4- 1		
0- 1	0- 0		0- 0		HOME		0- 1		0- 0		0- 0		
1- 4	0- 2		0- 0		AWAY		0- 0		0- 1		1- 1		
4- 4	0- 0		0- 1		NEUTRAL		0- 1		1- 2		3- 0		
10- 6	0- 2		0- 2		CONFERENCE		0- 0		4- 0		6- 2		
6- 2	0- 1		0- 1		HOME		0- 0		2- 0		4- 0		
4- 4	0- 1		0- 1		AWAY		0- 0		2- 0		2- 2		
0- 0	0- 0		0- 0		NEUTRAL		0- 0		0- 0		0- 0		
RPI S	Opponent	Score	RPI S	Opponent	Score	RPI S	Opponent	Score	RPI S	Opponent	Score		
1 A	Nebraska	0 3	47 N	Baylor	2 3	54 N	UNI	1 3	103 A	Cal Poly	3 2		
15 A	Hawaii	0 3	48 A	Long Beach St.	0 3	78 H	Sacramento St.	0 3	103 H	Cal Poly	3 1		
15 H	Hawaii	1 3	48 H	Long Beach St.	1 3				104 A	George Washington	2 3		
25 A	Colorado St.	0 3							111 N	Georgia Tech	2 3		
									117 N	Portland	1 3		
									143 A	UC Irvine	3 2		
									143 H	UC Irvine	3 1		
									145 N	Princeton	3 0		
									151 N	South Fla.	3 0		
									162 A	Omaha	3 2		
									184 N	Southern Utah	3 0		
									204 A	Fresno St.	0 3		
									215 A	UC Santa Barbara	3 0		
									215 H	UC Santa Barbara	3 0		
									219 N	Radford	3 0		
									224 A	CSUN	1 3		
									224 H	CSUN	3 2		
									235 A	UC Riverside	2 3		
									235 H	UC Riverside	3 1		
									303 A	Cal St. Fullerton	3 0		
									303 H	Cal St. Fullerton	3 0		
			LAST 10 GAMES										
			103 H	Cal Poly	3 1	48 H	Long Beach St.	1 3					
			143 A	UC Irvine	3 2	224 H	CSUN	3 2					
			15 H	Hawaii	1 3	303 A	Cal St. Fullerton	3 0					
			103 A	Cal Poly	3 2	235 A	UC Riverside	2 3					
			215 A	UC Santa Barbara	3 0	15 A	Hawaii	0 3					

Non-Div. I Games:

UC Davis

Average RPI Win: 218		WON-LOST RECORD		WINNING PCT. RANK		LAST 10 GAMES		STRENGTH OF SCHEDULE		OPP. STRENGTH OF SCHEDULE		TEAM RPI		ADJ RPI		CONF. RPI		ADJ CONF. RPI	
Average RPI Loss: 128																			
DIV. I ONLY		19- 12		.6129 99		5- 5		173		217		127		.5218 127		18		19	
DIV. I NON-CONF.		9- 4		.69231 79		0- 0		255		220		146		.50977 147		22		22	
TOTALS		RPI 1-25		RPI 26-50		W-L RECORDS		RPI 51-100		RPI 101-150		RPI 150+							
19- 12		0- 0		0- 0		OVERALL		0- 6		5- 2		14- 4							
4- 5		0- 0		0- 0		HOME		0- 2		1- 1		3- 2							
7- 5		0- 0		0- 0		AWAY		0- 3		2- 0		5- 2							
8- 2		0- 0		0- 0		NEUTRAL		0- 1		2- 1		6- 0							
9- 4		0- 0		0- 0		NON-CONFERENCE		0- 1		1- 1		8- 2							
1- 0		0- 0		0- 0		HOME		0- 0		0- 0		1- 0							
1- 3		0- 0		0- 0		AWAY		0- 1		0- 0		1- 2							
7- 1		0- 0		0- 0		NEUTRAL		0- 0		1- 1		6- 0							
10- 8		0- 0		0- 0		CONFERENCE		0- 5		4- 1		6- 2							
3- 5		0- 0		0- 0		HOME		0- 2		1- 1		2- 2							
6- 2		0- 0		0- 0		AWAY		0- 2		2- 0		4- 0							
1- 1		0- 0		0- 0		NEUTRAL		0- 1		1- 0		0- 0							
RPI	S	Opponent	Score	RPI	S	Opponent	Score	RPI	S	Opponent	Score	RPI	S	Opponent	Score				
								77	A	Chattanooga	1	3		114	N	Washington St.	0	3	
								77	H	Chattanooga	2	3		116	A	UNCG	3	0	
								77	N	Chattanooga	1	3		116	H	UNCG	3	0	
								81	A	Furman	0	3		129	N	CSU Bakersfield	3	0	
								81	H	Furman	0	3		136	A	Samford	3	0	
								82	A	Virginia Tech	0	3		136	H	Samford	1	3	
														136	N	Samford	3	2	
														159	N	Marshall	3	0	
														174	A	Troy	1	3	
														176	N	LIU Brooklyn	3	1	
														210	A	Clemson	1	3	
														211	A	Wofford	3	1	
														211	H	Wofford	1	3	
														213	N	USC Upstate	3	0	
														218	A	Western Caro.	3	0	
														218	H	Western Caro.	2	3	
														238	H	Tennessee St.	3	0	
														247	A	Mercer	3	1	
														247	H	Mercer	3	0	
														280	A	Morehead St.	3	1	
														293	N	Alabama St.	3	1	
														298	N	Akron	3	1	
														305	A	The Citadel	3	1	
														305	H	The Citadel	3	0	
														310	N	Presbyterian	3	0	
LAST 10 GAMES																			
						77	N	Chattanooga	1	3	211	A	Wofford	3	1				
						136	N	Samford	3	2	247	A	Mercer	3	1				
						136	H	Samford	1	3	81	H	Furman	0	3				
						77	H	Chattanooga	2	3	218	H	Western Caro.	2	3				
						116	A	UNCG	3	0	305	H	The Citadel	3	0				

Non-Div. I Games:

ETSU

[illegible]

Non-Div. I Games:

Memphis

Average RPI Win:		218	WON-LOST RECORD		WINNING PCT. RANK		LAST 10 GAMES		STRENGTH OF SCHEDULE		OPP. STRENGTH OF SCHEDULE		TEAM RPI		ADJ RPI		CONF. RPI		ADJ CONF. RPI		
DIV. I ONLY			13- 15		.46429 191		7- 3		65		198		131		.51977 129		22		21		
DIV. I NON-CONF.			2- 10		.16667 297		0- 0		13		116		152		.50411 152		20		20		
TOTALS		RPI 1-25		RPI 26-50		W-L RECORDS		RPI 51-100		RPI 101-150		RPI 150+									
13- 15		0- 3		0- 0		OVERALL		1- 6		2- 3		10- 3									
6- 1		0- 0		0- 0		HOME		0- 1		1- 0		5- 0									
4- 9		0- 3		0- 0		AWAY		0- 2		1- 1		3- 3									
3- 5		0- 0		0- 0		NEUTRAL		1- 3		0- 2		2- 0									
2- 10		0- 3		0- 0		NON-CONFERENCE		1- 3		0- 3		1- 1									
0- 0		0- 0		0- 0		HOME		0- 0		0- 0		0- 0									
0- 6		0- 3		0- 0		AWAY		0- 1		0- 1		0- 1									
2- 4		0- 0		0- 0		NEUTRAL		1- 2		0- 2		1- 0									
11- 5		0- 0		0- 0		CONFERENCE		0- 3		2- 0		9- 2									
6- 1		0- 0		0- 0		HOME		0- 1		1- 0		5- 0									
4- 3		0- 0		0- 0		AWAY		0- 1		1- 0		3- 2									
1- 1		0- 0		0- 0		NEUTRAL		0- 1		0- 0		1- 0									
RPI	S	Opponent		Score		RPI	S	Opponent		Score		RPI	S	Opponent		Score					
14	A	Creighton		1	3							51	N	Lipscomb		3	2				
15	A	Hawaii		0	3							62	A	New Mexico St.		0	3				
15	A	Hawaii		1	3							62	H	New Mexico St.		1	3				
												62	N	New Mexico St.		0	3				
												68	N	Pacific		0	3				
												78	A	Sacramento St.		1	3				
												85	N	Denver		0	3				
												118	A	San Francisco		1	3				
												127	N	ETSU		0	3				
												145	N	San Diego St.		2	3				
												150	A	Seattle		3	1				
												150	H	Seattle		3	1				
												160	A	UMKC		3	2				
												160	H	UMKC		3	1				
												174	A	Troy		1	3				
												197	A	Utah Valley		1	3				
												197	H	Utah Valley		3	2				
												251	A	UTRGV		0	3				
												251	H	UTRGV		3	0				
												251	N	UTRGV		3	0				
												275	A	Grand Canyon		3	2				
												275	H	Grand Canyon		3	0				
												293	N	Alabama St.		3	1				
												308	A	Chicago St.		3	0				
												308	H	Chicago St.		3	0				
LAST 10 GAMES																					
62 N New Mexico St.						0	3	62 A New Mexico St.						0	3						
251 N UTRGV						3	0	197 H Utah Valley						3	2						
308 H Chicago St.						3	0	150 H Seattle						3	1						
160 H UMKC						3	1	275 H Grand Canyon						3	0						
251 A UTRGV						0	3	160 A UMKC						3	2						

Non-Div. I Games:

CSU Bakersfield

Average RPI Win:		197	WON-LOST RECORD		WINNING PCT. RANK		LAST 10 GAMES		STRENGTH OF SCHEDULE		OPP. STRENGTH OF SCHEDULE		TEAM RPI		ADJ RPI		CONF. RPI		ADJ CONF. RPI				
DIV. I ONLY			17- 15		.53125 149		4- 6		142		86		129		.5191 130		5		5				
DIV. I NON-CONF.			11- 3		.78571 39		1- 0		243		251		112		.53621 114		5		5				
TOTALS		RPI 1-25		RPI 26-50		W-L RECORDS		RPI 51-100		RPI 101-150		RPI 150+											
17- 15		0- 7		0- 0		OVERALL		3- 3		3- 2		11- 3											
10- 6		0- 2		0- 0		HOME		2- 2		1- 1		7- 1											
4- 8		0- 4		0- 0		AWAY		1- 1		1- 1		2- 2											
3- 1		0- 1		0- 0		NEUTRAL		0- 0		1- 0		2- 0											
11- 3		0- 1		0- 0		NON-CONFERENCE		1- 0		2- 0		8- 2											
6- 1		0- 0		0- 0		HOME		1- 0		0- 0		5- 1											
2- 1		0- 0		0- 0		AWAY		0- 0		1- 0		1- 1											
3- 1		0- 1		0- 0		NEUTRAL		0- 0		1- 0		2- 0											
6- 12		0- 6		0- 0		CONFERENCE		2- 3		1- 2		3- 1											
4- 5		0- 2		0- 0		HOME		1- 2		1- 1		2- 0											
2- 7		0- 4		0- 0		AWAY		1- 1		0- 1		1- 1											
0- 0		0- 0		0- 0		NEUTRAL		0- 0		0- 0		0- 0											
RPI	S	Opponent		Score		RPI	S	Opponent		Score		RPI	S	Opponent		Score							
5	A	Florida		0 3				61 H Arkansas		0 3		108	N	Southern Miss.		3 2							
9	A	Texas A&M		0 3				69 H Auburn		2 3		110	H	Tennessee		2 3							
9	H	Texas A&M		0 3				77 H Chattanooga		3 1		128	A	Memphis		3 0							
10	N	Penn St.		0 3				93 A Alabama		1 3		132	A	LSU		0 3							
18	A	Missouri		1 3				95 A Ole Miss		3 0		132	H	LSU		3 0							
18	H	Missouri		1 3				95 H Ole Miss		3 1		153	A	South Carolina		0 3							
24	A	Kentucky		0 3								153	H	South Carolina		3 2							
												174	A	Troy		3 1							
												184	H	Southern Utah		0 3							
												212	H	Stetson		3 0							
												214	A	Notre Dame		1 3							
												220	A	Georgia		3 0							
												220	H	Georgia		3 0							
												240	N	Eastern Ky.		3 0							
												250	H	La.-Monroe		3 0							
												273	N	Austin Peay		3 0							
												307	H	Jackson St.		3 0							
												326	H	Ark.-Pine Bluff		3 0							
												334	H	Mississippi Val.		3 0							
LAST 10 GAMES																							
95 H Ole Miss						3 1						69 H Auburn						2 3					
132 H LSU						3 0						61 H Arkansas						0 3					
220 A Georgia						3 0						5 A Florida						0 3					
153 A South Carolina						0 3						174 A Troy						3 1					
9 H Texas A&M						0 3						110 H Tennessee						2 3					

Non-Div. I Games:

Mississippi St.

Jacksonville

Through Games Of Final 2015

Average RPI Win:	185	WON-LOST RECORD	WINNING PCT. RANK	LAST 10 GAMES	STRENGTH OF SCHEDULE	OPP. STRENGTH OF SCHEDULE	TEAM RPI	ADJ RPI	CONF. RPI	ADJ CONF. RPI		
DIV. I ONLY		12- 16	.42857	208	5- 5	53	153	130	.51882	131	13	14
DIV. I NON-CONF.		3- 9	.25	271	0- 0	60	138	192	.47939	191	15	17
<hr/>												
TOTALS	RPI 1-25	RPI 26-50		W-L RECORDS		RPI 51-100		RPI 101-150		RPI 150+		
12- 16	0- 1	0- 0		OVERALL		1- 8		4- 3		7- 4		
4- 3	0- 0	0- 0		HOME		0- 2		1- 1		3- 0		
4- 8	0- 1	0- 0		AWAY		1- 4		1- 1		2- 2		
4- 5	0- 0	0- 0		NEUTRAL		0- 2		2- 1		2- 2		
<hr/>												
3- 9	0- 1	0- 0		NON-CONFERENCE		0- 4		1- 1		2- 3		
0- 0	0- 0	0- 0		HOME		0- 0		0- 0		0- 0		
0- 4	0- 1	0- 0		AWAY		0- 2		0- 0		0- 1		
3- 5	0- 0	0- 0		NEUTRAL		0- 2		1- 1		2- 2		
<hr/>												
9- 7	0- 0	0- 0		CONFERENCE		1- 4		3- 2		5- 1		
4- 3	0- 0	0- 0		HOME		0- 2		1- 1		3- 0		
4- 4	0- 0	0- 0		AWAY		1- 2		1- 1		2- 1		
1- 0	0- 0	0- 0		NEUTRAL		0- 0		1- 0		0- 0		
<hr/>												
RPI S	Opponent	Score	RPI S	Opponent	Score	RPI S	Opponent	Score	RPI S	Opponent	Score	
22 A	Dayton	0 3				51 A	Lipscomb	0 3	102 A	Kennesaw St.	3 0	
						51 A	Lipscomb	1 3	102 H	Kennesaw St.	0 3	
						51 H	Lipscomb	2 3	110 N	Tennessee	1 3	
						69 A	Auburn	2 3	136 N	Samford	3 1	
						73 N	Illinois St.	2 3	138 A	North Florida	2 3	
						87 A	Col. of Charleston	0 3	138 H	North Florida	3 2	
						95 N	Ole Miss	0 3	138 N	North Florida	3 1	
						96 A	FGCU	3 2	154 A	North Carolina St.	1 3	
						96 H	FGCU	2 3	168 N	Stephen F. Austin	3 2	
									178 N	Delaware	1 3	
									196 N	Eastern Mich.	0 3	
									211 N	Wofford	3 0	
									212 A	Stetson	2 3	
									212 H	Stetson	3 1	
									213 A	USC Upstate	3 1	
									213 H	USC Upstate	3 1	
									297 A	NJIT	3 0	
									297 H	NJIT	3 2	
<hr/>												
			LAST 10 GAMES									
			51 A	Lipscomb	1 3	51 A	Lipscomb	0 3				
			138 N	North Florida	3 1	96 A	FGCU	3 2				
			102 H	Kennesaw St.	0 3	212 A	Stetson	2 3				
			213 H	USC Upstate	3 1	138 H	North Florida	3 2				
			297 A	NJIT	3 0	96 H	FGCU	2 3				

Non-Div. I Games:

Jacksonville

Average RPI Win:		139	WON-LOST RECORD		WINNING PCT. RANK		LAST 10 GAMES		STRENGTH OF SCHEDULE		OPP. STRENGTH OF SCHEDULE		TEAM RPI		ADJ RPI		CONF. RPI		ADJ CONF. RPI	
Average RPI Loss:		58																		
DIV. I ONLY			9- 20		.31034 264		1- 9		29		38		134		.51806 132		5		5	
DIV. I NON-CONF.			4- 7		.36364 238		0- 0		38		30		115		.53748 110		5		5	
TOTALS		RPI 1-25		RPI 26-50		W-L RECORDS		RPI 51-100		RPI 101-150		RPI 150+								
9- 20		0- 6		0- 4		OVERALL		2- 7		3- 3		4- 0								
4- 7		0- 3		0- 2		HOME		1- 2		2- 0		1- 0								
2- 10		0- 3		0- 1		AWAY		0- 4		1- 2		1- 0								
3- 3		0- 0		0- 1		NEUTRAL		1- 1		0- 1		2- 0								
4- 7		0- 1		0- 4		NON-CONFERENCE		1- 1		1- 1		2- 0								
0- 2		0- 0		0- 2		HOME		0- 0		0- 0		0- 0								
1- 2		0- 1		0- 1		AWAY		0- 0		1- 0		0- 0								
3- 3		0- 0		0- 1		NEUTRAL		1- 1		0- 1		2- 0								
5- 13		0- 5		0- 0		CONFERENCE		1- 6		2- 2		2- 0								
4- 5		0- 3		0- 0		HOME		1- 2		2- 0		1- 0								
1- 8		0- 2		0- 0		AWAY		0- 4		0- 2		1- 0								
0- 0		0- 0		0- 0		NEUTRAL		0- 0		0- 0		0- 0								
RPI S	Opponent		Score		RPI S	Opponent		Score		RPI S	Opponent		Score		RPI S	Opponent		Score		
2 A	Texas		0	3	31 N	Michigan		1	3	61 A	Arkansas		0	3	107 A	New Mexico		3	2	
5 H	Florida		0	3	32 H	Purdue		0	3	61 H	Arkansas		2	3	110 A	Tennessee		0	3	
9 A	Texas A&M		0	3	44 H	Miami (FL)		1	3	65 N	Xavier		3	1	110 H	Tennessee		3	1	
18 H	Missouri		0	3	49 A	Ohio		0	3	69 A	Auburn		2	3	130 A	Mississippi St.		0	3	
24 A	Kentucky		1	3						69 H	Auburn		3	2	130 H	Mississippi St.		3	0	
24 H	Kentucky		0	3						74 N	Rice		2	3	143 N	UC Irvine		1	3	
										93 A	Alabama		0	3	153 H	South Carolina		3	0	
										93 H	Alabama		2	3	176 N	LIU Brooklyn		3	0	
										95 A	Ole Miss		1	3	220 A	Georgia		3	2	
															224 N	CSUN		3	0	
					LAST 10 GAMES															
					93 A	Alabama		0	3	61 A	Arkansas		0	3						
					130 A	Mississippi St.		0	3	18 H	Missouri		0	3						
					24 H	Kentucky		0	3	24 A	Kentucky		1	3						
					5 H	Florida		0	3	110 A	Tennessee		0	3						
					95 A	Ole Miss		1	3	69 H	Auburn		3	2						

Non-Div. I Games:

LSU

Average RPI Win: 147		WON-LOST RECORD	WINNING PCT. RANK		LAST 10 GAMES	STRENGTH OF SCHEDULE	OPP. STRENGTH OF SCHEDULE	TEAM RPI	ADJ RPI	CONF. RPI	ADJ CONF. RPI			
Average RPI Loss: 46														
DIV. I ONLY		10- 21	.32258	251	3- 7	41	23	141	.51775	133	3	3		
DIV. I NON-CONF.		6- 5	.54545	144	0- 0	58	60	77	.56371	77	2	2		
<hr/>														
TOTALS		RPI 1-25	RPI 26-50		W-L RECORDS	RPI 51-100		RPI 101-150		RPI 150+				
10- 21	0- 9		1- 7		OVERALL	3- 2		2- 2		4- 1				
5- 9	0- 5		1- 2		HOME	2- 1		1- 0		1- 1				
3- 10	0- 4		0- 3		AWAY	1- 1		0- 2		2- 0				
2- 2	0- 0		0- 2		NEUTRAL	0- 0		1- 0		1- 0				
<hr/>														
6- 5	0- 2		0- 2		NON-CONFERENCE	2- 1		1- 0		3- 0				
2- 2	0- 1		0- 0		HOME	1- 1		0- 0		1- 0				
2- 1	0- 1		0- 0		AWAY	1- 0		0- 0		1- 0				
2- 2	0- 0		0- 2		NEUTRAL	0- 0		1- 0		1- 0				
<hr/>														
4- 16	0- 7		1- 5		CONFERENCE	1- 1		1- 2		1- 1				
3- 7	0- 4		1- 2		HOME	1- 0		1- 0		0- 1				
1- 9	0- 3		0- 3		AWAY	0- 1		0- 2		1- 0				
0- 0	0- 0		0- 0		NEUTRAL	0- 0		0- 0		0- 0				
<hr/>														
RPI	S	Opponent	Score		RPI	S	Opponent	Score		RPI	S	Opponent	Score	
4	A	Southern California	0	3	40	A	Arizona St.	0	3	51	H	Lipscomb	1	3
4	H	Southern California	0	3	40	H	Arizona St.	0	3	56	H	Idaho St.	3	1
8	H	Washington	0	3	42	N	Wyoming	1	3	66	A	Colorado	1	3
11	H	BYU	0	3	44	A	Oregon	2	3	66	H	Colorado	3	1
12	A	UCLA	1	3	44	H	Oregon	3	1	90	A	Gonzaga	3	2
12	H	UCLA	1	3	49	N	Ohio	0	3					
13	A	Stanford	0	3	50	A	Arizona	0	3					
13	H	Stanford	0	3	50	H	Arizona	2	3					
21	A	Louisville	0	3										
<hr/>														
LAST 10 GAMES														
66 A Colorado					1	3	50 H Arizona					2	3	
8 H Washington					0	3	4 A Southern California					0	3	
13 A Stanford					0	3	12 A UCLA					1	3	
182 A California					3	2	148 H Oregon St.					3	1	
40 H Arizona St.					0	3	44 H Oregon					3	1	

Non-Div. I Games:

Utah

Average RPI Win: 231		WON-LOST RECORD		WINNING PCT. RANK		LAST 10 GAMES		STRENGTH OF SCHEDULE		OPP. STRENGTH OF SCHEDULE		TEAM RPI		ADJ RPI		CONF. RPI		ADJ CONF. RPI	
Average RPI Loss: 116																			
DIV. I ONLY		16- 13		.55172 134		7- 3		129		220		133		.51531 135		24		24	
DIV. I NON-CONF.		4- 8		.33333 250		0- 0		96		123		185		.48239 184		24		24	
TOTALS		RPI 1-25		RPI 26-50		W-L RECORDS		RPI 51-100		RPI 101-150		RPI 150+							
16- 13		0- 1		0- 1		OVERALL		0- 5		0- 2		16- 4							
9- 2		0- 0		0- 0		HOME		0- 1		0- 0		9- 1							
5- 7		0- 1		0- 1		AWAY		0- 2		0- 0		5- 3							
2- 4		0- 0		0- 0		NEUTRAL		0- 2		0- 2		2- 0							
4- 8		0- 1		0- 1		NON-CONFERENCE		0- 3		0- 2		4- 1							
2- 0		0- 0		0- 0		HOME		0- 0		0- 0		2- 0							
0- 4		0- 1		0- 1		AWAY		0- 1		0- 0		0- 1							
2- 4		0- 0		0- 0		NEUTRAL		0- 2		0- 2		2- 0							
12- 5		0- 0		0- 0		CONFERENCE		0- 2		0- 0		12- 3							
7- 2		0- 0		0- 0		HOME		0- 1		0- 0		7- 1							
5- 3		0- 0		0- 0		AWAY		0- 1		0- 0		5- 2							
0- 0		0- 0		0- 0		NEUTRAL		0- 0		0- 0		0- 0							
RPI S	Opponent	Score		RPI S	Opponent	Score		RPI S	Opponent	Score		RPI S	Opponent	Score					
19 A	Loyola Marymount	0 3		48 A	Long Beach St.	0 3		67 A	A&M-Corpus Christi	0 3		115 N	Little Rock	1 3					
								67 H	A&M-Corpus Christi	0 3		142 N	Seton Hall	2 3					
								71 A	Oklahoma	0 3		157 A	UNLV	1 3					
								88 N	North Texas	2 3		162 N	Omaha	3 2					
								99 N	Oakland	0 3		168 H	Stephen F. Austin	3 0					
												180 A	Houston Baptist	3 1					
												180 H	Houston Baptist	3 0					
												190 A	McNeese St.	2 3					
												195 A	Sam Houston St.	3 0					
												195 H	Sam Houston St.	0 3					
												217 A	Lamar	3 0					
												231 H	Abilene Christian	3 1					
												239 N	Stony Brook	3 1					
												244 H	Louisiana Tech	3 0					
												248 A	New Orleans	3 0					
												248 H	New Orleans	3 1					
												249 A	Southeastern La.	2 3					
												249 H	Southeastern La.	3 0					
												277 H	Incarnate Word	3 0					
												279 H	Northwestern St.	3 0					
												284 A	Nicholls St.	3 0					
												293 H	Alabama St.	3 1					
LAST 10 GAMES																			
195 H Sam Houston St.				0 3				168 H Stephen F. Austin				3 0							
248 A New Orleans				3 0				279 H Northwestern St.				3 0							
249 A Southeastern La.				2 3				195 A Sam Houston St.				3 0							
67 A A&M-Corpus Christi				0 3				217 A Lamar				3 0							
180 A Houston Baptist				3 1				284 A Nicholls St.				3 0							

Non-Div. I Games:

Central Ark.

Average RPI Win:	205	WON-LOST	WINNING	LAST 10	STRENGTH OF	OPP. STRENGTH	TEAM	ADJ	CONF.	ADJ CONF.	
Average RPI Loss:	141	RECORD	PCT. RANK	GAMES	SCHEDULE	OF SCHEDULE	RPI	RPI	RPI	RPI	
DIV. I ONLY	15- 12	.55556	133	7- 3	141	211	135	.51491	136	18	19
DIV. I NON-CONF.	5- 5	.5	160	0- 0	209	201	190	.48084	189	22	22
<hr/>											
TOTALS	RPI 1-25	RPI 26-50		W-L RECORDS		RPI 51-100		RPI 101-150		RPI 150+	
15- 12	0- 0	0- 0		OVERALL		2- 3		2- 4		11- 5	
8- 1	0- 0	0- 0		HOME		2- 0		1- 1		5- 0	
4- 7	0- 0	0- 0		AWAY		0- 3		1- 1		3- 3	
3- 4	0- 0	0- 0		NEUTRAL		0- 0		0- 2		3- 2	
<hr/>											
5- 5	0- 0	0- 0		NON-CONFERENCE		0- 1		0- 1		5- 3	
0- 0	0- 0	0- 0		HOME		0- 0		0- 0		0- 0	
2- 2	0- 0	0- 0		AWAY		0- 1		0- 0		2- 1	
3- 3	0- 0	0- 0		NEUTRAL		0- 0		0- 1		3- 2	
<hr/>											
10- 7	0- 0	0- 0		CONFERENCE		2- 2		2- 3		6- 2	
8- 1	0- 0	0- 0		HOME		2- 0		1- 1		5- 0	
2- 5	0- 0	0- 0		AWAY		0- 2		1- 1		1- 2	
0- 1	0- 0	0- 0		NEUTRAL		0- 0		0- 1		0- 0	
<hr/>											
RPI S	Opponent	Score	RPI S	Opponent	Score	RPI S	Opponent	Score	RPI S	Opponent	Score
						69 A	Auburn	1 3	116 A	UNCG	0 3
						77 A	Chattanooga	0 3	116 H	UNCG	3 0
						77 H	Chattanooga	3 1	127 A	ETSU	3 1
						81 A	Furman	0 3	127 H	ETSU	0 3
						81 H	Furman	3 0	127 N	ETSU	2 3
						131 N	Jacksonville	1 3			
						159 N	Marshall	0 3			
						163 A	South Ala.	0 3			
						168 N	Stephen F. Austin	3 0			
						180 N	Houston Baptist	2 3			
						190 N	McNeese St.	3 2			
						211 A	Wofford	0 3			
						211 H	Wofford	3 1			
						218 A	Western Caro.	3 2			
						218 H	Western Caro.	3 0			
						238 A	Tennessee St.	3 2			
						247 A	Mercer	1 3			
						247 H	Mercer	3 1			
						280 A	Morehead St.	3 0			
						298 N	Akron	3 0			
305 H	The Citadel	3 0									
305 H	The Citadel	3 0									
<hr/>											
			LAST 10 GAMES								
			127 N	ETSU	2 3	81 H	Furman	3 0			
			127 A	ETSU	3 1	77 H	Chattanooga	3 1			
			218 A	Western Caro.	3 2	211 H	Wofford	3 1			
			305 H	The Citadel	3 0	116 A	UNCG	0 3			
			305 H	The Citadel	3 0	81 A	Furman	0 3			

Non-Div. I Games:

Samford

Average RPI Win:	234	WON-LOST RECORD	WINNING PCT. RANK	LAST 10 GAMES	STRENGTH OF SCHEDULE	OPP. STRENGTH OF SCHEDULE	TEAM RPI	ADJ RPI	CONF. RPI	ADJ CONF. RPI		
Average RPI Loss:	113											
DIV. I ONLY		17- 9	.65385	87	9- 1	243	238	136	.51461	137	28	28
DIV. I NON-CONF.		5- 7	.41667	204	0- 0	94	95	148	.50763	148	28	28
<hr/>												
TOTALS	RPI 1-25	RPI 26-50		W-L RECORDS		RPI 51-100		RPI 101-150		RPI 150+		
17- 9	0- 0	0- 2		OVERALL		1- 1		2- 4		14- 2		
5- 1	0- 0	0- 0		HOME		0- 0		0- 1		5- 0		
7- 4	0- 0	0- 1		AWAY		0- 1		1- 1		6- 1		
5- 4	0- 0	0- 1		NEUTRAL		1- 0		1- 2		3- 1		
<hr/>												
5- 7	0- 0	0- 2		NON-CONFERENCE		1- 1		1- 2		3- 2		
0- 0	0- 0	0- 0		HOME		0- 0		0- 0		0- 0		
1- 3	0- 0	0- 1		AWAY		0- 1		0- 0		1- 1		
4- 4	0- 0	0- 1		NEUTRAL		1- 0		1- 2		2- 1		
<hr/>												
12- 2	0- 0	0- 0		CONFERENCE		0- 0		1- 2		11- 0		
5- 1	0- 0	0- 0		HOME		0- 0		0- 1		5- 0		
6- 1	0- 0	0- 0		AWAY		0- 0		1- 1		5- 0		
1- 0	0- 0	0- 0		NEUTRAL		0- 0		0- 0		1- 0		
<hr/>												
RPI S	Opponent	Score	RPI S	Opponent	Score	RPI S	Opponent	Score	RPI S	Opponent	Score	
			30 N	Wichita St.	1 3	98 A	Kent St.	2 3	107 N	New Mexico	1 3	
			36 A	Marquette	0 3	99 N	Oakland	3 0	113 N	IUPUI	1 3	
									140 A	New Hampshire	1 3	
									140 A	New Hampshire	3 0	
									140 H	New Hampshire	0 3	
									149 N	Indiana St.	3 1	
									165 N	Yale	1 3	
									166 N	Belmont	3 2	
									192 A	Ball St.	1 3	
									198 N	Rutgers	3 1	
									199 A	Colgate	3 0	
									239 A	Stony Brook	3 2	
									239 H	Stony Brook	3 2	
									239 N	Stony Brook	3 0	
									245 A	UMBC	3 2	
									245 H	UMBC	3 0	
									267 A	Binghamton	3 2	
									267 H	Binghamton	3 0	
									318 A	Hartford	3 0	
									318 H	Hartford	3 0	
									327 A	UMass Lowell	3 0	
									327 H	UMass Lowell	3 0	
			LAST 10 GAMES									
			140 A	New Hampshire	1 3	140 A	New Hampshire	3 0				
			239 N	Stony Brook	3 0	318 A	Hartford	3 0				
			327 A	UMass Lowell	3 0	267 H	Binghamton	3 0				
			245 H	UMBC	3 0	327 H	UMass Lowell	3 0				
			239 H	Stony Brook	3 2	239 A	Stony Brook	3 2				

Non-Div. I Games:

Albany (NY)

Average RPI Win: 234		WON-LOST	WINNING	LAST 10	STRENGTH OF	OPP. STRENGTH	TEAM	ADJ	CONF.	ADJ CONF.		
Average RPI Loss: 113		RECORD	PCT. RANK	GAMES	SCHEDULE	OF SCHEDULE	RPI	RPI	RPI	RPI		
DIV. I ONLY		21- 11	.65625	81	256		212	137	.51436	138	13	14
DIV. I NON-CONF.		14- 3	.82353	34	270		270	120	.53171	120	15	17
TOTALS		RPI 1-25	RPI 26-50		W-L RECORDS		RPI 51-100		RPI 101-150		RPI 150+	
21- 11	0- 0	0- 0		OVERALL		1- 4		2- 5		18- 2		
8- 3	0- 0	0- 0		HOME		1- 2		2- 0		5- 1		
8- 5	0- 0	0- 0		AWAY		0- 2		0- 3		8- 0		
5- 3	0- 0	0- 0		NEUTRAL		0- 0		0- 2		5- 1		
14- 3	0- 0	0- 0		NON-CONFERENCE		1- 0		0- 2		13- 1		
4- 0	0- 0	0- 0		HOME		1- 0		0- 0		3- 0		
5- 1	0- 0	0- 0		AWAY		0- 0		0- 1		5- 0		
5- 2	0- 0	0- 0		NEUTRAL		0- 0		0- 1		5- 1		
7- 8	0- 0	0- 0		CONFERENCE		0- 4		2- 3		5- 1		
4- 3	0- 0	0- 0		HOME		0- 2		2- 0		2- 1		
3- 4	0- 0	0- 0		AWAY		0- 2		0- 2		3- 0		
0- 1	0- 0	0- 0		NEUTRAL		0- 0		0- 1		0- 0		
RPI S	Opponent	Score	RPI S	Opponent	Score	RPI S	Opponent	Score	RPI S	Opponent	Score	
						51 A Lipscomb	0	3	102 A Kennesaw St.	1	3	
						51 H Lipscomb	0	3	102 H Kennesaw St.	3	0	
						91 H Fla. Atlantic	3	2	110 A Tennessee	1	3	
						96 A FGCU	1	3	116 N UNCG	0	3	
						96 H FGCU	1	3	131 A Jacksonville	2	3	
									131 H Jacksonville	3	2	
									131 N Jacksonville	1	3	
									151 N South Fla.	0	3	
									155 A FIU	3	1	
									194 H Campbell	3	1	
									212 A Stetson	3	2	
									212 H Stetson	0	3	
									213 A USC Upstate	3	2	
									213 H USC Upstate	3	0	
									228 N Wright St.	3	2	
									240 N Eastern Ky.	3	2	
									241 N UNC Asheville	3	0	
									255 A Bethune-Cookman	3	1	
									255 H Bethune-Cookman	3	0	
									269 N Tennessee Tech	3	0	
									289 A Florida A&M	3	0	
									289 H Florida A&M	3	0	
									297 A NJIT	3	0	
									297 H NJIT	3	0	
									305 A The Citadel	3	0	
									316 N Alabama A&M	3	0	
									331 A Savannah St.	3	0	
LAST 10 GAMES												
			131 N Jacksonville	1	3	212 A Stetson	3	2				
			213 H USC Upstate	3	0	96 A FGCU	1	3				
			102 H Kennesaw St.	3	0	289 H Florida A&M	3	0				
			51 A Lipscomb	0	3	131 A Jacksonville	2	3				
			297 A NJIT	3	0	212 H Stetson	0	3				

Non-Div. I Games:

North Florida

Average RPI Win: 223		WON-LOST RECORD		WINNING PCT. RANK		LAST 10 GAMES		STRENGTH OF SCHEDULE		OPP. STRENGTH OF SCHEDULE		TEAM RPI		ADJ RPI		CONF. RPI		ADJ CONF. RPI	
DIV. I ONLY		21- 13		.61765 97		5- 5		239		181		144		.51418 139		19		18	
DIV. I NON-CONF.		12- 5		.70588 75		0- 0		169		177		96		.54873 93		16		14	
TOTALS		RPI 1-25		RPI 26-50		W-L RECORDS		RPI 51-100		RPI 101-150		RPI 150+							
21- 13		1- 0		0- 3		OVERALL		0- 3		1- 1		19- 6							
11- 3		0- 0		0- 0		HOME		0- 2		1- 0		10- 1							
5- 7		0- 0		0- 2		AWAY		0- 1		0- 0		5- 4							
5- 3		1- 0		0- 1		NEUTRAL		0- 0		0- 1		4- 1							
12- 5		1- 0		0- 2		NON-CONFERENCE		0- 1		1- 1		10- 1							
6- 0		0- 0		0- 0		HOME		0- 0		1- 0		5- 0							
1- 3		0- 0		0- 1		AWAY		0- 1		0- 0		1- 1							
5- 2		1- 0		0- 1		NEUTRAL		0- 0		0- 1		4- 0							
9- 8		0- 0		0- 1		CONFERENCE		0- 2		0- 0		9- 5							
5- 3		0- 0		0- 0		HOME		0- 2		0- 0		5- 1							
4- 4		0- 0		0- 1		AWAY		0- 0		0- 0		4- 3							
0- 1		0- 0		0- 0		NEUTRAL		0- 0		0- 0		0- 1							
RPI S	Opponent	Score		RPI S	Opponent	Score		RPI S	Opponent	Score		RPI S	Opponent	Score					
22 N	Dayton	3	2	26 A	Iowa St.	1	3	56 H	Idaho St.	0	3	123 N	UCF	1	3				
				33 A	Northern Ariz.	0	3	70 A	Saint Louis	1	3	124 H	North Dakota St.	3	0				
				36 N	Marquette	1	3	78 H	Sacramento St.	1	3	152 A	Northern Colo.	0	3				
												152 H	Northern Colo.	2	3				
												162 A	Omaha	1	3				
												170 H	Green Bay	3	2				
												173 A	Idaho	3	2				
												173 H	Idaho	3	0				
												173 N	Idaho	2	3				
												184 A	Southern Utah	3	2				
												187 H	South Dakota	3	0				
												189 A	Eastern Wash.	0	3				
												189 H	Eastern Wash.	3	2				
												208 H	Drake	3	0				
												208 N	Drake	3	0				
												213 N	USC Upstate	3	1				
												216 A	Portland St.	0	3				
												260 A	Montana	3	0				
												260 H	Montana	3	0				
												270 N	UT Martin	3	0				
												273 A	Austin Peay	3	1				
												274 H	Weber St.	3	0				
												276 H	South Dakota St.	3	0				
												295 H	Jacksonville St.	3	0				
												304 A	Montana St.	3	1				
												304 H	Montana St.	3	1				
												326 N	Ark.-Pine Bluff	3	0				
				LAST 10 GAMES															
				173 N	Idaho	2	3	152 H	Northern Colo.	2	3	276 H	South Dakota St.	3	0				
				189 H	Eastern Wash.	3	2	78 H	Sacramento St.	1	3	295 H	Jacksonville St.	3	0				
				173 H	Idaho	3	0	184 A	Southern Utah	3	2	304 A	Montana St.	3	1				
				260 A	Montana	3	0	33 A	Northern Ariz.	0	3	304 H	Montana St.	3	1				
				304 A	Montana St.	3	1	152 A	Northern Colo.	0	3	326 N	Ark.-Pine Bluff	3	0				

Non-Div. I Games:

North Dakota

Average RPI Win:	244	WON-LOST RECORD	WINNING PCT. RANK	LAST 10 GAMES	STRENGTH OF SCHEDULE	OPP. STRENGTH OF SCHEDULE	TEAM RPI	ADJ RPI	CONF. RPI	ADJ CONF. RPI	
DIV. I ONLY		21- 9	.7 55	8- 2	280	223	138	.51413	140	28	28
DIV. I NON-CONF.		8- 8	.5 160	0- 1	188	111	170	.49452	170	28	28
<hr/>											
TOTALS	RPI 1-25	RPI 26-50		W-L RECORDS	RPI 51-100		RPI 101-150		RPI 150+		
21- 9	0- 1	0- 1		OVERALL	0- 2		2- 3		19- 2		
8- 4	0- 0	0- 1		HOME	0- 0		1- 1		7- 2		
8- 4	0- 1	0- 0		AWAY	0- 1		1- 2		7- 0		
5- 1	0- 0	0- 0		NEUTRAL	0- 1		0- 0		5- 0		
<hr/>											
8- 8	0- 1	0- 1		NON-CONFERENCE	0- 2		0- 2		8- 2		
1- 3	0- 0	0- 1		HOME	0- 0		0- 0		1- 2		
2- 4	0- 1	0- 0		AWAY	0- 1		0- 2		2- 0		
5- 1	0- 0	0- 0		NEUTRAL	0- 1		0- 0		5- 0		
<hr/>											
13- 1	0- 0	0- 0		CONFERENCE	0- 0		2- 1		11- 0		
7- 1	0- 0	0- 0		HOME	0- 0		1- 1		6- 0		
6- 0	0- 0	0- 0		AWAY	0- 0		1- 0		5- 0		
0- 0	0- 0	0- 0		NEUTRAL	0- 0		0- 0		0- 0		
<hr/>											
RPI S	Opponent	Score	RPI S	Opponent	Score	RPI S	Opponent	Score	RPI S	Opponent	Score
5	A Florida	0 3	38	H Michigan St.	0 3	53	N Northwestern	0 3	119	A Loyola Chicago	1 3
						57	A Syracuse	1 3	134	A Harvard	2 3
									137	A Albany (NY)	3 0
									137	H Albany (NY)	0 3
									137	H Albany (NY)	3 1
									158	A Fairfield	3 1
									159	N Marshall	3 1
									171	H Boston College	0 3
									177	N Wake Forest	3 1
									178	H Delaware	0 3
									221	H Bryant	3 1
									233	N Buffalo	3 0
									239	A Stony Brook	3 1
									239	H Stony Brook	3 0
									245	A UMBC	3 0
									245	H UMBC	3 1
									263	N Navy	3 2
									267	A Binghamton	3 0
									267	H Binghamton	3 1
									267	H Binghamton	3 0
									272	A Northeastern	3 2
									312	N Holy Cross	3 0
									318	A Hartford	3 0
									318	H Hartford	3 0
									327	A UMass Lowell	3 0
									327	H UMass Lowell	3 0
<hr/>											
LAST 10 GAMES											
5	A Florida	0 3	327	A UMass Lowell	3 0	318	A Hartford	3 0	318	H Hartford	3 0
137	H Albany (NY)	3 1	137	H Albany (NY)	0 3	267	H Binghamton	3 0	267	A UMass Lowell	3 0
267	H Binghamton	3 1	318	A Hartford	3 0	239	H Stony Brook	3 0			
245	A UMBC	3 0									
239	A Stony Brook	3 1									

Non-Div. I Games:

New Hampshire

Average RPI Win: 178		WON-LOST RECORD	WINNING PCT. RANK	LAST 10 GAMES	STRENGTH OF SCHEDULE	OPP. STRENGTH OF SCHEDULE	TEAM RPI	ADJ RPI	CONF. RPI	ADJ CONF. RPI	
Average RPI Loss: 119											
DIV. I ONLY		16- 15	.51613 154	5- 5	126	129	139	.51401 141	9	9	
DIV. I NON-CONF.		6- 5	.54545 144	0- 0	217	176	174	.49244 174	11	11	
<hr/>											
TOTALS		RPI 1-25	RPI 26-50		W-L RECORDS		RPI 51-100		RPI 101-150		RPI 150+
16- 15		0- 0	0- 2		OVERALL		4- 2		3- 7		9- 4
10- 4		0- 0	0- 1		HOME		3- 1		2- 2		5- 0
4- 9		0- 0	0- 1		AWAY		1- 1		1- 4		2- 3
2- 2		0- 0	0- 0		NEUTRAL		0- 0		0- 1		2- 1
6- 5		0- 0	0- 0		NON-CONFERENCE		1- 1		0- 2		5- 2
3- 1		0- 0	0- 0		HOME		1- 1		0- 0		2- 0
1- 2		0- 0	0- 0		AWAY		0- 0		0- 1		1- 1
2- 2		0- 0	0- 0		NEUTRAL		0- 0		0- 1		2- 1
10- 10		0- 0	0- 2		CONFERENCE		3- 1		3- 5		4- 2
7- 3		0- 0	0- 1		HOME		2- 0		2- 2		3- 0
3- 7		0- 0	0- 1		AWAY		1- 1		1- 3		1- 2
0- 0		0- 0	0- 0		NEUTRAL		0- 0		0- 0		0- 0
RPI S	Opponent	Score	RPI S	Opponent	Score	RPI S	Opponent	Score	RPI S	Opponent	Score
			34 A SMU		0 3	57 H Syracuse		1 3	101 N Rhode Island		1 3
			34 H SMU		0 3	72 A Temple		1 3	109 A Tulsa		2 3
						72 H Temple		3 2	109 H Tulsa		1 3
						75 H James Madison		3 0	123 A UCF		0 3
						86 A Cincinnati		3 2	123 H UCF		3 2
						86 H Cincinnati		3 2	128 A Memphis		3 0
									128 H Memphis		1 3
									134 A Harvard		1 3
									144 A Houston		1 3
									144 H Houston		3 0
									151 A South Fla.		1 3
									151 H South Fla.		3 0
									161 A Dartmouth		1 3
									171 N Boston College		0 3
									201 N West Virginia		3 0
									221 H Bryant		3 1
									237 A Tulane		3 2
									237 H Tulane		3 0
									245 H UMBC		3 0
									254 A East Carolina		2 3
									254 H East Carolina		3 2
									272 N Northeastern		3 0
									318 A Hartford		3 0
			LAST 10 GAMES								
			254 A East Carolina		2 3	151 H South Fla.		3 0			
			109 H Tulsa		1 3	237 A Tulane		3 2			
			34 H SMU		0 3	144 A Houston		1 3			
			72 A Temple		1 3	86 A Cincinnati		3 2			
			123 H UCF		3 2	128 A Memphis		3 0			

Non-Div. I Games:

UConn

Average RPI Win: 180		WON-LOST	WINNING	LAST 10	STRENGTH OF		OPP. STRENGTH	TEAM	ADJ	CONF.	ADJ CONF.		
Average RPI Loss: 89		RECORD	PCT. RANK	GAMES	SCHEDULE		OF SCHEDULE	RPI	RPI	RPI	RPI		
DIV. I ONLY		14- 16	.46667	183	4- 6		101	94	140	.5137	142	7	7
DIV. I NON-CONF.		6- 6	.5	160	0- 0		109	140	138	.51819	137	7	7
TOTALS		RPI 1-25	RPI 26-50		W-L RECORDS		RPI 51-100		RPI 101-150		RPI 150+		
14- 16	0- 3	0- 5		OVERALL		1- 2		6- 2		7- 4			
7- 5	0- 1	0- 2		HOME		1- 1		3- 0		3- 1			
5- 7	0- 2	0- 2		AWAY		0- 1		2- 0		3- 2			
2- 4	0- 0	0- 1		NEUTRAL		0- 0		1- 2		1- 1			
6- 6	0- 1	0- 1		NON-CONFERENCE		1- 0		2- 2		3- 2			
3- 0	0- 0	0- 0		HOME		1- 0		1- 0		1- 0			
1- 2	0- 1	0- 0		AWAY		0- 0		0- 0		1- 1			
2- 4	0- 0	0- 1		NEUTRAL		0- 0		1- 2		1- 1			
8- 10	0- 2	0- 4		CONFERENCE		0- 2		4- 0		4- 2			
4- 5	0- 1	0- 2		HOME		0- 1		2- 0		2- 1			
4- 5	0- 1	0- 2		AWAY		0- 1		2- 0		2- 1			
0- 0	0- 0	0- 0		NEUTRAL		0- 0		0- 0		0- 0			
RPI S	Opponent	Score	RPI S	Opponent	Score	RPI S	Opponent	Score	RPI S	Opponent	Score		
14 A	Creighton	1 <div>3</div>	36 A	Marquette	1 <div>3</div>	65 A	Xavier	0 <div>3</div>	106 H	Hofstra	3 2		
14 H	Creighton	0 <div>3</div>	36 H	Marquette	0 <div>3</div>	65 H	Xavier	2 <div>3</div>	119 N	Loyola Chicago	1 <div>3</div>		
21 A	Louisville	0 <div>3</div>	39 A	Villanova	0 <div>3</div>	72 H	Temple	3 0	125 A	St. John's (NY)	3 1		
			39 H	Villanova	0 <div>3</div>				125 H	St. John's (NY)	3 1		
			49 N	Ohio	0 <div>3</div>				133 N	Utah	2 <div>3</div>		
									135 N	Central Ark.	3 2		
									147 A	Butler	3 1		
									147 H	Butler	3 0		
									157 A	UNLV	0 <div>3</div>		
									162 N	Omaha	0 <div>3</div>		
									209 A	DePaul	3 1		
									209 H	DePaul	3 0		
									214 H	Notre Dame	3 0		
									223 A	Georgetown	3 2		
									223 H	Georgetown	2 <div>3</div>		
									257 A	Providence	2 <div>3</div>		
									257 H	Providence	3 0		
									267 N	Binghamton	3 2		
									286 A	Cornell	3 0		
			LAST 10 GAMES										
			257 H	Providence	3 0	14 H	Creighton	0 <div>3</div>					
			125 H	St. John's (NY)	3 1	223 H	Georgetown	2 <div>3</div>					
			39 A	Villanova	0 <div>3</div>	209 A	DePaul	3 1					
			147 A	Butler	3 1	36 A	Marquette	1 <div>3</div>					
			65 A	Xavier	0 <div>3</div>	39 H	Villanova	0 <div>3</div>					

Non-Div. I Games:

Seton Hall

Average RPI Win:		191	WON-LOST RECORD		WINNING PCT. RANK	LAST 10 GAMES		STRENGTH OF SCHEDULE		OPP. STRENGTH OF SCHEDULE	TEAM RPI	ADJ RPI	CONF. RPI	ADJ CONF. RPI									
Average RPI Loss:		76																					
DIV. I ONLY			13- 15		.46429 191		5- 5		109		74		143		.51344 143		14		13				
DIV. I NON-CONF.			6- 6		.5 160		0- 0		52		14		76		.56457 76		9		9				
TOTALS		RPI 1-25		RPI 26-50		W-L RECORDS		RPI 51-100		RPI 101-150		RPI 150+											
13- 15		0- 5		1- 2		OVERALL		0- 1		4- 6		8- 1											
6- 5		0- 2		1- 1		HOME		0- 0		1- 2		4- 0											
4- 7		0- 3		0- 1		AWAY		0- 0		0- 2		4- 1											
3- 3		0- 0		0- 0		NEUTRAL		0- 1		3- 2		0- 0											
6- 6		0- 3		1- 0		NON-CONFERENCE		0- 1		4- 2		1- 0											
2- 1		0- 1		1- 0		HOME		0- 0		1- 0		0- 0											
1- 2		0- 2		0- 0		AWAY		0- 0		0- 0		1- 0											
3- 3		0- 0		0- 0		NEUTRAL		0- 1		3- 2		0- 0											
7- 9		0- 2		0- 2		CONFERENCE		0- 0		0- 4		7- 1											
4- 4		0- 1		0- 1		HOME		0- 0		0- 2		4- 0											
3- 5		0- 1		0- 1		AWAY		0- 0		0- 2		3- 1											
0- 0		0- 0		0- 0		NEUTRAL		0- 0		0- 0		0- 0											
RPI	S	Opponent		Score		RPI	S	Opponent		Score		RPI	S	Opponent		Score		RPI	S	Opponent		Score	
2	A	Texas		0	3	29	H	San Diego		3	1	74	N	Rice		1	3	103	A	Cal Poly		2	3
3	A	Minnesota		0	3	48	A	Long Beach St.		1	3							103	H	Cal Poly		0	3
12	H	UCLA		0	3	48	H	Long Beach St.		1	3							114	N	Washington St.		0	3
15	A	Hawaii		1	3													123	N	UCF		3	2
15	H	Hawaii		0	3													124	N	North Dakota St.		2	3
																		126	A	UC Davis		1	3
																		126	H	UC Davis		2	3
																		132	N	LSU		3	1
																		148	H	Oregon St.		3	1
																		150	N	Seattle		3	0
																		173	A	Idaho		3	2
																		215	A	UC Santa Barbara		3	1
																		215	H	UC Santa Barbara		3	0
																		224	A	CSUN		0	3
																		224	H	CSUN		3	0
																		235	A	UC Riverside		3	0
																		235	H	UC Riverside		3	0
																		303	A	Cal St. Fullerton		3	1
																		303	H	Cal St. Fullerton		3	2
LAST 10 GAMES																							
215 H UC Santa Barbara						3	0	224 H CSUN						3	0								
126 H UC Davis						2	3	48 H Long Beach St.						1	3								
15 H Hawaii						0	3	235 A UC Riverside						3	0								
215 A UC Santa Barbara						3	1	303 A Cal St. Fullerton						3	1								
103 A Cal Poly						2	3	15 A Hawaii						1	3								

Non-Div. I Games:

UC Irvine

Average RPI Win: 209		WON-LOST	WINNING	LAST 10	STRENGTH OF		OPP. STRENGTH	TEAM	ADJ	CONF.	ADJ CONF.
Average RPI Loss: 117		RECORD	PCT. RANK	GAMES	SCHEDULE		OF SCHEDULE	RPI	RPI	RPI	RPI
DIV. I ONLY		19- 13	.59375	107	4- 6		208	155	142	.51147	144
DIV. I NON-CONF.		10- 2	.83333	29	0- 0		298	254	133	.51757	138
TOTALS		RPI 1-25	RPI 26-50		W-L RECORDS		RPI 51-100		RPI 101-150		RPI 150+
19- 13	0- 0	1- 2		OVERALL		2- 3		3- 5		13- 3	
7- 6	0- 0	1- 0		HOME		0- 2		1- 3		5- 1	
7- 6	0- 0	0- 1		AWAY		2- 1		2- 2		3- 2	
5- 1	0- 0	0- 1		NEUTRAL		0- 0		0- 0		5- 0	
10- 2	0- 0	0- 1		NON-CONFERENCE		1- 0		0- 0		9- 1	
3- 0	0- 0	0- 0		HOME		0- 0		0- 0		3- 0	
2- 1	0- 0	0- 0		AWAY		1- 0		0- 0		1- 1	
5- 1	0- 0	0- 1		NEUTRAL		0- 0		0- 0		5- 0	
9- 11	0- 0	1- 1		CONFERENCE		1- 3		3- 5		4- 2	
4- 6	0- 0	1- 0		HOME		0- 2		1- 3		2- 1	
5- 5	0- 0	0- 1		AWAY		1- 1		2- 2		2- 1	
0- 0	0- 0	0- 0		NEUTRAL		0- 0		0- 0		0- 0	
RPI S	Opponent	Score	RPI S	Opponent	Score	RPI S	Opponent	Score	RPI S	Opponent	Score
			34 A	SMU	1 3	72 A	Temple	3 2	109 A	Tulsa	3 0
			34 H	SMU	3 0	72 H	Temple	0 3	109 H	Tulsa	2 3
			43 N	Boise St.	0 3	86 A	Cincinnati	1 3	123 A	UCF	3 2
						86 H	Cincinnati	0 3	123 H	UCF	0 3
						88 A	North Texas	3 0	128 A	Memphis	0 3
									128 H	Memphis	2 3
									141 A	UConn	0 3
									141 H	UConn	3 1
									151 A	South Fla.	3 2
									151 H	South Fla.	2 3
									169 A	Texas Tech	1 3
									231 N	Abilene Christian	3 1
									237 A	Tulane	3 2
									237 H	Tulane	3 1
									249 H	Southeastern La.	3 2
									254 A	East Carolina	0 3
									254 H	East Carolina	3 1
									261 N	Utah St.	3 1
									284 H	Nicholls St.	3 0
									284 N	Nicholls St.	3 2
									292 A	La.-Lafayette	3 1
									292 N	La.-Lafayette	3 0
									307 N	Jackson St.	3 0
									316 H	Alabama A&M	3 0
LAST 10 GAMES			128 A	Memphis	0 3	109 A	Tulsa	3 0			
			86 A	Cincinnati	1 3	72 H	Temple	0 3			
			254 H	East Carolina	3 1	141 H	UConn	3 1			
			237 H	Tulane	3 1	151 H	South Fla.	2 3			
			34 A	SMU	1 3	123 H	UCF	0 3			

Non-Div. I Games:

Houston

Average RPI Win:	226	WON-LOST RECORD	WINNING PCT. RANK	LAST 10 GAMES	STRENGTH OF SCHEDULE	OPP. STRENGTH OF SCHEDULE	TEAM RPI	ADJ RPI	CONF. RPI	ADJ CONF. RPI	
DIV. I ONLY		15- 9	.625 92	8- 2	230	225	145	.5112 145	23	23	
DIV. I NON-CONF.		5- 4	.55556 143	0- 0	212	167	167	.49668 167	23	23	
<hr/>											
TOTALS	RPI 1-25	RPI 26-50		W-L RECORDS	RPI 51-100		RPI 101-150		RPI 150+		
15- 9	0- 0	0- 0		OVERALL	0- 1		1- 5		14- 3		
6- 1	0- 0	0- 0		HOME	0- 0		1- 0		5- 1		
5- 6	0- 0	0- 0		AWAY	0- 0		0- 4		5- 2		
4- 2	0- 0	0- 0		NEUTRAL	0- 1		0- 1		4- 0		
<hr/>											
5- 4	0- 0	0- 0		NON-CONFERENCE	0- 1		0- 3		5- 0		
0- 0	0- 0	0- 0		HOME	0- 0		0- 0		0- 0		
1- 2	0- 0	0- 0		AWAY	0- 0		0- 2		1- 0		
4- 2	0- 0	0- 0		NEUTRAL	0- 1		0- 1		4- 0		
<hr/>											
10- 5	0- 0	0- 0		CONFERENCE	0- 0		1- 2		9- 3		
6- 1	0- 0	0- 0		HOME	0- 0		1- 0		5- 1		
4- 4	0- 0	0- 0		AWAY	0- 0		0- 2		4- 2		
0- 0	0- 0	0- 0		NEUTRAL	0- 0		0- 0		0- 0		
<hr/>											
RPI S	Opponent	Score	RPI S	Opponent	Score	RPI S	Opponent	Score	RPI S	Opponent	Score
						96 N	FGCU	1 3	104 A	George Washington	1 3
									106 A	Hofstra	1 3
									126 N	UC Davis	0 3
									134 A	Harvard	1 3
									134 A	Harvard	0 3
									134 H	Harvard	3 0
									161 A	Dartmouth	1 3
									161 H	Dartmouth	3 0
									165 A	Yale	0 3
									165 H	Yale	3 1
									175 N	Duquesne	3 0
									193 A	Penn	3 1
									193 H	Penn	1 3
									198 A	Rutgers	3 0
									219 N	Radford	3 2
									222 N	Howard	3 2
									252 A	Brown	3 2
									252 H	Brown	3 0
									266 A	Columbia	3 1
									266 H	Columbia	3 0
									286 A	Cornell	3 0
									286 H	Cornell	3 0
									318 N	Hartford	3 0
<hr/>											
LAST 10 GAMES											
134 A Harvard						1	3	134 H Harvard	3	0	
266 A Columbia						3	1	161 H Dartmouth	3	0	
286 A Cornell						3	0	193 A Penn	3	1	
252 H Brown						3	0	165 A Yale	0	3	
165 H Yale						3	1	252 A Brown	3	2	

Non-Div. I Games:

Princeton

Average RPI Win:		187	WON-LOST RECORD		WINNING PCT. RANK		LAST 10 GAMES		STRENGTH OF SCHEDULE		OPP. STRENGTH OF SCHEDULE		TEAM RPI		ADJ RPI		CONF. RPI		ADJ CONF. RPI		
DIV. I ONLY			12- 19		.3871 223		6- 4		62		84		145		.5112 145		10		10		
DIV. I NON-CONF.			3- 10		.23077 278		0- 0		51		29		173		.49285 173		10		10		
TOTALS		RPI 1-25		RPI 26-50		W-L RECORDS		RPI 51-100		RPI 101-150		RPI 150+									
12- 19		0- 5		0- 5		OVERALL		0- 3		3- 3		9- 3									
5- 7		0- 1		0- 2		HOME		0- 2		1- 1		4- 1									
5- 10		0- 3		0- 3		AWAY		0- 0		1- 2		4- 2									
2- 2		0- 1		0- 0		NEUTRAL		0- 1		1- 0		1- 0									
3- 10		0- 3		0- 1		NON-CONFERENCE		0- 3		1- 3		2- 0									
0- 3		0- 0		0- 0		HOME		0- 2		0- 1		0- 0									
1- 5		0- 2		0- 1		AWAY		0- 0		0- 2		1- 0									
2- 2		0- 1		0- 0		NEUTRAL		0- 1		1- 0		1- 0									
9- 9		0- 2		0- 4		CONFERENCE		0- 0		2- 0		7- 3									
5- 4		0- 1		0- 2		HOME		0- 0		1- 0		4- 1									
4- 5		0- 1		0- 2		AWAY		0- 0		1- 0		3- 2									
0- 0		0- 0		0- 0		NEUTRAL		0- 0		0- 0		0- 0									
RPI	S	Opponent		Score		RPI	S	Opponent		Score		RPI	S	Opponent		Score					
5	N	Florida		0	3	29	A	San Diego		0	3	103	A	Cal Poly		0	3				
15	A	Hawaii		0	3	42	A	Wyoming		0	3	107	A	New Mexico		3	0				
19	A	Loyola Marymount		0	3	42	H	Wyoming		0	3	107	H	New Mexico		3	2				
25	A	Colorado St.		0	3	43	A	Boise St.		0	3	118	A	San Francisco		0	3				
25	H	Colorado St.		0	3	43	H	Boise St.		2	3	129	N	CSU Bakersfield		3	2				
												148 H Oregon St.						1	3		
												157 A UNLV						1	3		
												157 H UNLV						3	0		
												186 H Nevada						3	0		
												189 N Eastern Wash.						3	0		
												204 A Fresno St.						3	2		
												204 H Fresno St.						3	0		
												205 A Air Force						1	3		
												205 H Air Force						2	3		
												215 A UC Santa Barbara						3	0		
												229 A San Jose St.						3	0		
												261 A Utah St.						3	2		
												261 H Utah St.						3	0		
						LAST 10 GAMES															
						186 H Nevada						3	0	204 H Fresno St.						3	0
						229 A San Jose St.						3	0	42 A Wyoming						0	3
						261 A Utah St.						3	2	25 A Colorado St.						0	3
						43 A Boise St.						0	3	107 H New Mexico						3	2
						157 H UNLV						3	0	205 H Air Force						2	3

Non-Div. I Games:

San Diego St.

Average RPI Win: 199		WON-LOST	WINNING	LAST 10	STRENGTH OF	OPP. STRENGTH	TEAM	ADJ	CONF.	ADJ CONF.					
Average RPI Loss: 61		RECORD	PCT. RANK	GAMES	SCHEDULE	OF SCHEDULE	RPI	RPI	RPI	RPI					
DIV. I ONLY		11- 19	.36667	234	5- 4	60	76	148	.51006	147	7	7			
DIV. I NON-CONF.		3- 9	.25	271	0- 0	45	52	162	.49852	161	7	7			
<hr/>															
TOTALS		RPI 1-25	RPI 26-50		W-L RECORDS		RPI 51-100		RPI 101-150		RPI 150+				
11- 19		0- 4	1- 6		OVERALL		0- 5		1- 4		9- 0				
6- 9		0- 2	1- 2		HOME		0- 3		0- 2		5- 0				
4- 7		0- 1	0- 4		AWAY		0- 1		1- 1		3- 0				
1- 3		0- 1	0- 0		NEUTRAL		0- 1		0- 1		1- 0				
3- 9		0- 2	0- 3		NON-CONFERENCE		0- 3		0- 1		3- 0				
2- 4		0- 1	0- 1		HOME		0- 2		0- 0		2- 0				
0- 2		0- 0	0- 2		AWAY		0- 0		0- 0		0- 0				
1- 3		0- 1	0- 0		NEUTRAL		0- 1		0- 1		1- 0				
8- 10		0- 2	1- 3		CONFERENCE		0- 2		1- 3		6- 0				
4- 5		0- 1	1- 1		HOME		0- 1		0- 2		3- 0				
4- 5		0- 1	0- 2		AWAY		0- 1		1- 1		3- 0				
0- 0		0- 0	0- 0		NEUTRAL		0- 0		0- 0		0- 0				
RPI	S	Opponent	Score	RPI	S	Opponent	Score	RPI	S	Opponent	Score				
14	A	Creighton	0 3	36	A	Marquette	1 3	54	H	UNI	2 3	112	N	Miami (OH)	2 3
14	H	Creighton	1 3	36	H	Marquette	0 3	65	A	Xavier	0 3	125	A	St. John's (NY)	3 1
17	N	Ohio St.	0 3	38	A	Michigan St.	2 3	65	H	Xavier	0 3	125	H	St. John's (NY)	2 3
18	H	Missouri	1 3	39	A	Villanova	2 3	82	N	Virginia Tech	1 3	142	A	Seton Hall	0 3
				39	H	Villanova	3 1	86	H	Cincinnati	1 3	142	H	Seton Hall	1 3
				41	H	Southern Ill.	2 3					187	N	South Dakota	3 0
				42	A	Wyoming	1 3					209	A	DePaul	3 2
												209	H	DePaul	3 1
												223	A	Georgetown	3 0
												223	H	Georgetown	3 1
												227	H	Youngstown St.	3 0
												230	H	Ill.-Chicago	3 0
												257	A	Providence	3 1
												257	H	Providence	3 0
				LAST 10 GAMES											
				209	H	DePaul	3 1	39	H	Villanova	3 1				
				36	H	Marquette	0 3	125	A	St. John's (NY)	3 1				
				14	A	Creighton	0 3	257	A	Providence	3 1				
				223	A	Georgetown	3 0	65	A	Xavier	0 3				
				142	H	Seton Hall	1 3	223	H	Georgetown	3 1				

Non-Div. I Games: Marian (IN) 3 0

Butler

Average RPI Win: 144		WON-LOST RECORD		WINNING PCT. RANK		LAST 10 GAMES		STRENGTH OF SCHEDULE		OPP. STRENGTH OF SCHEDULE		TEAM RPI		ADJ RPI		CONF. RPI		ADJ CONF. RPI					
DIV. I ONLY		6- 24		.2 304		2- 8		9		22		151		.50994 148		3		3					
DIV. I NON-CONF.		2- 8		.2 286		0- 0		9		34		126		.52923 123		2		2					
TOTALS		RPI 1-25		RPI 26-50		W-L RECORDS		RPI 51-100		RPI 101-150		RPI 150+											
6- 24		0- 11		1- 6		OVERALL		0- 3		2- 4		3- 0											
3- 7		0- 4		1- 1		HOME		0- 1		1- 1		1- 0											
2- 15		0- 7		0- 4		AWAY		0- 1		1- 3		1- 0											
1- 2		0- 0		0- 1		NEUTRAL		0- 1		0- 0		1- 0											
2- 8		0- 3		0- 3		NON-CONFERENCE		0- 1		1- 1		1- 0											
0- 0		0- 0		0- 0		HOME		0- 0		0- 0		0- 0											
1- 6		0- 3		0- 2		AWAY		0- 0		1- 1		0- 0											
1- 2		0- 0		0- 1		NEUTRAL		0- 1		0- 0		1- 0											
4- 16		0- 8		1- 3		CONFERENCE		0- 2		1- 3		2- 0											
3- 7		0- 4		1- 1		HOME		0- 1		1- 1		1- 0											
1- 9		0- 4		0- 2		AWAY		0- 1		0- 2		1- 0											
0- 0		0- 0		0- 0		NEUTRAL		0- 0		0- 0		0- 0											
RPI	S	Opponent		Score		RPI	S	Opponent		Score		RPI	S	Opponent		Score							
4	A	Southern California		0 3		29	A	San Diego		1 3		66	A	Colorado		2 3							
4	H	Southern California		1 3		30	N	Wichita St.		0 3		66	H	Colorado		0 3							
8	A	Washington		0 3		40	A	Arizona St.		0 3		68	N	Pacific		1 3							
8	H	Washington		0 3		44	A	Oregon		0 3				133 A Utah		1 3							
11	A	BYU		1 3		44	H	Oregon		1 3				133 H Utah		3 2							
11	A	BYU		0 3		48	A	Long Beach St.		0 3				143 A UC Irvine		1 3							
12	A	UCLA		1 3		50	H	Arizona		3 1				145 A San Diego St.		3 1							
12	H	UCLA		2 3										173 N Idaho		3 0							
13	A	Stanford		0 3										182 A California		3 0							
13	H	Stanford		0 3										182 H California		3 0							
15	A	Hawaii		0 3																			
LAST 10 GAMES																							
44 A Oregon						0 3						4 A Southern California						0 3					
50 H Arizona						3 1						13 H Stanford						0 3					
114 H Washington St.						1 3						182 H California						3 0					
8 H Washington						0 3						133 A Utah						1 3					
12 A UCLA						1 3						66 A Colorado						2 3					

Non-Div. I Games:

Oregon St.

Average RPI Win:	219	WON-LOST RECORD	WINNING PCT. RANK	LAST 10 GAMES	STRENGTH OF SCHEDULE	OPP. STRENGTH OF SCHEDULE	TEAM RPI	ADJ RPI	CONF. RPI	ADJ CONF. RPI	
Average RPI Loss:	91										
DIV. I ONLY	17- 16	.51515	159	3- 7	137	150	147	.5092	149	8	8
DIV. I NON-CONF.	11- 4	.73333	60	0- 0	192	248	107	.54006	107	8	8
<hr/>											
TOTALS	RPI 1-25	RPI 26-50		W-L RECORDS	RPI 51-100		RPI 101-150		RPI 150+		
17- 16	0- 0	0- 6		OVERALL	3- 4		2- 3		12- 3		
10- 7	0- 0	0- 3		HOME	1- 2		2- 1		7- 1		
4- 7	0- 0	0- 3		AWAY	1- 2		0- 1		3- 1		
3- 2	0- 0	0- 0		NEUTRAL	1- 0		0- 1		2- 1		
<hr/>											
11- 4	0- 0	0- 0		NON-CONFERENCE	2- 1		1- 2		8- 1		
6- 2	0- 0	0- 0		HOME	0- 1		1- 1		5- 0		
2- 0	0- 0	0- 0		AWAY	1- 0		0- 0		1- 0		
3- 2	0- 0	0- 0		NEUTRAL	1- 0		0- 1		2- 1		
<hr/>											
6- 12	0- 0	0- 6		CONFERENCE	1- 3		1- 1		4- 2		
4- 5	0- 0	0- 3		HOME	1- 1		1- 0		2- 1		
2- 7	0- 0	0- 3		AWAY	0- 2		0- 1		2- 1		
0- 0	0- 0	0- 0		NEUTRAL	0- 0		0- 0		0- 0		
<hr/>											
RPI S	Opponent	Score	RPI S	Opponent	Score	RPI S	Opponent	Score	RPI S	Opponent	Score
			30 A	Wichita St.	1 3	54 A	UNI	0 3	113 H	IUPUI	2 3
			30 H	Wichita St.	0 3	54 H	UNI	3 2	119 A	Loyola Chicago	1 3
			35 A	Missouri St.	2 3	73 A	Illinois St.	1 3	119 H	Loyola Chicago	3 2
			35 H	Missouri St.	2 3	73 H	Illinois St.	1 3	122 H	Valparaiso	3 2
			41 A	Southern Ill.	1 3	98 A	Kent St.	3 2	137 N	Albany (NY)	1 3
			41 H	Southern Ill.	1 3	99 N	Oakland	3 1	159 N	Marshall	1 3
						100 H	Murray St.	0 3	196 H	Eastern Mich.	3 1
									202 A	Eastern Ill.	3 1
									208 A	Drake	1 3
									208 H	Drake	2 3
									265 A	Evansville	3 1
									265 H	Evansville	3 1
									270 H	UT Martin	3 0
									278 A	Bradley	3 0
									278 H	Bradley	3 0
									280 N	Morehead St.	3 2
									281 H	IPFW	3 0
									294 N	Canisius	3 1
									308 H	Chicago St.	3 0
									313 H	Western Ill.	3 0
			LAST 10 GAMES								
			73 A	Illinois St.	1 3	54 A	UNI	0 3			
			41 A	Southern Ill.	1 3	208 A	Drake	1 3			
			265 A	Evansville	3 1	30 H	Wichita St.	0 3			
			278 H	Bradley	3 0	35 H	Missouri St.	2 3			
			119 H	Loyola Chicago	3 2	73 H	Illinois St.	1 3			

Non-Div. I Games:

Indiana St.

[illegible]

Non-Div. I Games:

Seattle

Average RPI Win:	188	WON-LOST RECORD	WINNING PCT. RANK	LAST 10 GAMES	STRENGTH OF SCHEDULE	OPP. STRENGTH OF SCHEDULE	TEAM RPI	ADJ RPI	CONF. RPI	ADJ CONF. RPI	
DIV. I ONLY		11- 21	.34375 244	4- 6	39	110	155	.50721 151	9	9	
DIV. I NON-CONF.		3- 9	.25 271	0- 0	28	96	149	.50734 149	11	11	
<hr/>											
TOTALS	RPI 1-25	RPI 26-50		W-L RECORDS	RPI 51-100		RPI 101-150		RPI 150+		
11- 21	0- 4	1- 1		OVERALL	0- 6		5- 8		5- 2		
5- 11	0- 3	0- 1		HOME	0- 4		2- 3		3- 0		
4- 8	0- 1	1- 0		AWAY	0- 2		2- 3		1- 2		
2- 2	0- 0	0- 0		NEUTRAL	0- 0		1- 2		1- 0		
<hr/>											
3- 9	0- 4	0- 0		NON-CONFERENCE	0- 2		1- 2		2- 1		
1- 5	0- 3	0- 0		HOME	0- 2		0- 0		1- 0		
0- 2	0- 1	0- 0		AWAY	0- 0		0- 0		0- 1		
2- 2	0- 0	0- 0		NEUTRAL	0- 0		1- 2		1- 0		
<hr/>											
8- 12	0- 0	1- 1		CONFERENCE	0- 4		4- 6		3- 1		
4- 6	0- 0	0- 1		HOME	0- 2		2- 3		2- 0		
4- 6	0- 0	1- 0		AWAY	0- 2		2- 3		1- 1		
0- 0	0- 0	0- 0		NEUTRAL	0- 0		0- 0		0- 0		
<hr/>											
RPI S	Opponent	Score	RPI S	Opponent	Score	RPI S	Opponent	Score	RPI S	Opponent	Score
1 A	Nebraska	0 3	34 A	SMU	3 1	69 H	Auburn	0 3	109 A	Tulsa	0 3
10 H	Penn St.	0 3	34 H	SMU	1 3	72 A	Temple	0 3	109 H	Tulsa	1 3
18 H	Missouri	1 3				72 H	Temple	0 3	111 N	Georgia Tech	1 3
20 H	Arkansas St.	0 3				86 A	Cincinnati	1 3	123 A	UCF	1 3
						86 H	Cincinnati	1 3	123 H	UCF	1 3
						96 H	FGCU	0 3	126 N	UC Davis	0 3
									128 A	Memphis	3 1
									128 H	Memphis	3 1
									138 N	North Florida	3 0
									141 A	UConn	0 3
									141 H	UConn	3 1
									144 A	Houston	3 2
									144 H	Houston	2 3
									155 A	FIU	0 3
									237 A	Tulane	2 3
									237 H	Tulane	3 2
									254 A	East Carolina	3 0
									254 H	East Carolina	3 0
									289 H	Florida A&M	3 0
									316 N	Alabama A&M	3 0
<hr/>											
LAST 10 GAMES											
109 A Tulsa					0 3	141 A UConn					0 3
34 A SMU					3 1	254 H East Carolina					3 0
128 H Memphis					3 1	123 H UCF					1 3
86 H Cincinnati					1 3	144 A Houston					3 2
72 A Temple					0 3	237 A Tulane					2 3

Non-Div. I Games:

South Fla.

Average RPI Win:		222	WON-LOST RECORD		WINNING PCT. RANK		LAST 10 GAMES		STRENGTH OF SCHEDULE		OPP. STRENGTH OF SCHEDULE		TEAM RPI		ADJ RPI		CONF. RPI		ADJ CONF. RPI	
Average RPI Loss:		80	14- 16		.46667 183		7- 3		108		124		152		.50702 152		19		18	
DIV. I ONLY			4- 9		.30769 259		0- 0		59		47		153		.5026 153		16		14	
DIV. I NON-CONF.																				
TOTALS		RPI 1-25		RPI 26-50		W-L RECORDS		RPI 51-100		RPI 101-150		RPI 150+								
14- 16		0- 2		0- 5		OVERALL		0- 5		2- 1		12- 3								
10- 3		0- 0		0- 1		HOME		0- 2		1- 0		9- 0								
3- 9		0- 1		0- 2		AWAY		0- 2		1- 1		2- 3								
1- 4		0- 1		0- 2		NEUTRAL		0- 1		0- 0		1- 0								
4- 9		0- 2		0- 4		NON-CONFERENCE		0- 2		0- 1		4- 0								
3- 2		0- 0		0- 1		HOME		0- 1		0- 0		3- 0								
0- 4		0- 1		0- 1		AWAY		0- 1		0- 1		0- 0								
1- 3		0- 1		0- 2		NEUTRAL		0- 0		0- 0		1- 0								
10- 7		0- 0		0- 1		CONFERENCE		0- 3		2- 0		8- 3								
7- 1		0- 0		0- 0		HOME		0- 1		1- 0		6- 0								
3- 5		0- 0		0- 1		AWAY		0- 1		1- 0		2- 3								
0- 1		0- 0		0- 0		NEUTRAL		0- 1		0- 0		0- 0								
RPI	S	Opponent		Score		RPI	S	Opponent		Score		RPI	S	Opponent		Score				
6	N	Kansas		1	3	33	A	Northern Ariz.		2	3	123	A	UCF		0	3			
25	A	Colorado St.		0	3	36	N	Marquette		1	3	139	A	North Dakota		3	2			
						40	H	Arizona St.		0	3	139	H	North Dakota		3	0			
						41	N	Southern Ill.		1	3	164	H	Western Mich.		3	1			
						42	A	Wyoming		1	3	173	A	Idaho		1	3			
												173	H	Idaho		3	1			
												178	N	Delaware		3	2			
												184	A	Southern Utah		1	3			
												189	A	Eastern Wash.		0	3			
												189	H	Eastern Wash.		3	2			
												216	H	Portland St.		3	0			
												240	H	Eastern Ky.		3	1			
												260	A	Montana		3	2			
												260	H	Montana		3	1			
												261	H	Utah St.		3	0			
												274	H	Weber St.		3	0			
												304	A	Montana St.		3	2			
												304	H	Montana St.		3	0			
						LAST 10 GAMES														
						78	N	Sacramento St.		1	3	139	A	North Dakota		3	2			
						173	H	Idaho		3	1	216	H	Portland St.		3	0			
						189	H	Eastern Wash.		3	2	33	A	Northern Ariz.		2	3			
						304	A	Montana St.		3	2	184	A	Southern Utah		1	3			
						260	A	Montana		3	2	139	H	North Dakota		3	0			

Non-Div. I Games:

Northern Colo.

Average RPI Win:		190	WON-LOST	WINNING	LAST 10	STRENGTH OF		OPP. STRENGTH	TEAM	ADJ	CONF.	ADJ CONF.
Average RPI Loss:		78	RECORD	PCT. RANK	GAMES	SCHEDULE		OF SCHEDULE	RPI	RPI	RPI	RPI
DIV. I ONLY			13- 18	.41935	213	5- 5		86	90	153	.50643	153
DIV. I NON-CONF.			7- 6	.53846	151	0- 0		198	213	171	.49354	171
TOTALS		RPI 1-25	RPI 26-50		W-L RECORDS		RPI 51-100		RPI 101-150		RPI 150+	
13- 18	0- 4		0- 2		OVERALL		3- 7		2- 3		8- 2	
9- 7	0- 3		0- 0		HOME		2- 3		2- 0		5- 1	
2- 9	0- 1		0- 1		AWAY		1- 4		0- 3		1- 0	
2- 2	0- 0		0- 1		NEUTRAL		0- 0		0- 0		2- 1	
7- 6	0- 0		0- 2		NON-CONFERENCE		0- 2		0- 0		7- 2	
5- 2	0- 0		0- 0		HOME		0- 1		0- 0		5- 1	
0- 2	0- 0		0- 1		AWAY		0- 1		0- 0		0- 0	
2- 2	0- 0		0- 1		NEUTRAL		0- 0		0- 0		2- 1	
6- 12	0- 4		0- 0		CONFERENCE		3- 5		2- 3		1- 0	
4- 5	0- 3		0- 0		HOME		2- 2		2- 0		0- 0	
2- 7	0- 1		0- 0		AWAY		1- 3		0- 3		1- 0	
0- 0	0- 0		0- 0		NEUTRAL		0- 0		0- 0		0- 0	
RPI S	Opponent	Score	RPI S	Opponent	Score	RPI S	Opponent	Score	RPI S	Opponent	Score	
5 H	Florida	0 3	31 A	Michigan	0 3	61 A	Arkansas	3 2	110 A	Tennessee	2 3	
9 H	Texas A&M	2 3	46 N	Pittsburgh	1 3	61 H	Arkansas	3 1	110 H	Tennessee	3 0	
18 A	Missouri	0 3				69 A	Auburn	1 3	130 A	Mississippi St.	2 3	
24 H	Kentucky	0 3				69 H	Auburn	0 3	130 H	Mississippi St.	3 0	
						81 A	Furman	1 3	132 A	LSU	0 3	
						84 H	Coastal Caro.	1 3	154 H	North Carolina St.	0 3	
						93 A	Alabama	1 3	164 N	Western Mich.	1 3	
						93 H	Alabama	1 3	210 N	Clemson	3 1	
						95 A	Ole Miss	1 3	211 H	Wofford	3 0	
						95 H	Ole Miss	3 0	220 A	Georgia	3 0	
									236 N	Winthrop	3 2	
									249 H	Southeastern La.	3 0	
									254 H	East Carolina	3 0	
									306 H	Charleston So.	3 1	
									328 H	N.C. Central	3 0	
LAST 10 GAMES												
18 A	Missouri	0 3	93 A	Alabama	1 3							
61 A	Arkansas	3 2	69 A	Auburn	1 3							
93 H	Alabama	1 3	95 H	Ole Miss	3 0							
130 H	Mississippi St.	3 0	5 H	Florida	0 3							
110 H	Tennessee	3 0	61 H	Arkansas	3 1							

Non-Div. I Games:

South Carolina

Average RPI Win: 208		WON-LOST	WINNING	LAST 10	STRENGTH OF		OPP. STRENGTH	TEAM	ADJ	CONF.	ADJ CONF.
Average RPI Loss: 64		RECORD	PCT. RANK	GAMES	SCHEDULE		OF SCHEDULE	RPI	RPI	RPI	RPI
DIV. I ONLY		16- 16	.5 160	3- 7	164		92	156	.50551	154	6 6
DIV. I NON-CONF.		11- 1	.91667 11	0- 0	288		241	93	.54785	95	6 6
<hr/>											
TOTALS		RPI 1-25	RPI 26-50		W-L RECORDS		RPI 51-100		RPI 101-150		RPI 150+
16- 16		0- 1	0- 6		OVERALL		1- 7		2- 1		13- 1
8- 8		0- 1	0- 4		HOME		1- 3		2- 0		5- 0
4- 8		0- 0	0- 2		AWAY		0- 4		0- 1		4- 1
4- 0		0- 0	0- 0		NEUTRAL		0- 0		0- 0		4- 0
11- 1		0- 0	0- 0		NON-CONFERENCE		0- 1		2- 0		9- 0
5- 1		0- 0	0- 0		HOME		0- 1		2- 0		3- 0
2- 0		0- 0	0- 0		AWAY		0- 0		0- 0		2- 0
4- 0		0- 0	0- 0		NEUTRAL		0- 0		0- 0		4- 0
5- 15		0- 1	0- 6		CONFERENCE		1- 6		0- 1		4- 1
3- 7		0- 1	0- 4		HOME		1- 2		0- 0		2- 0
2- 8		0- 0	0- 2		AWAY		0- 4		0- 1		2- 1
0- 0		0- 0	0- 0		NEUTRAL		0- 0		0- 0		0- 0
RPI S	Opponent	Score	RPI S	Opponent	Score	RPI S	Opponent	Score	RPI S	Opponent	Score
21 H	Louisville	0 3	27 A	North Carolina	1 3	57 A	Syracuse	1 3	110 H	Tennessee	3 0
			27 H	North Carolina	0 3	59 A	Virginia	0 3	111 A	Georgia Tech	0 3
			28 H	Florida St.	1 3	59 H	Virginia	0 3	131 H	Jacksonville	3 1
			44 H	Miami (FL)	2 3	76 A	Duke	0 3	153 A	South Carolina	3 0
			46 A	Pittsburgh	1 3	76 H	Duke	2 3	171 A	Boston College	1 3
			46 H	Pittsburgh	2 3	82 A	Virginia Tech	1 3	177 A	Wake Forest	3 1
						82 H	Virginia Tech	3 0	177 H	Wake Forest	3 1
						95 H	Ole Miss	2 3	178 H	Delaware	3 0
									194 H	Campbell	3 0
									210 A	Clemson	3 0
									214 H	Notre Dame	3 2
									237 A	Tulane	3 1
									249 N	Southeastern La.	3 0
									277 N	Incarnate Word	3 2
									284 N	Nicholls St.	3 1
									322 H	Hampton	3 0
									328 N	N.C. Central	3 0
<hr/>											
LAST 10 GAMES											
			177 A	Wake Forest	3 1	82 H	Virginia Tech	3 0			
			76 A	Duke	0 3	57 A	Syracuse	1 3			
			59 A	Virginia	0 3	171 A	Boston College	1 3			
			27 A	North Carolina	1 3	21 H	Louisville	0 3			
			46 H	Pittsburgh	2 3	214 H	Notre Dame	3 2			

Non-Div. I Games:

North Carolina St.

Average RPI Win: 216		WON-LOST	WINNING	LAST 10	STRENGTH OF	OPP. STRENGTH	TEAM	ADJ	CONF.	ADJ CONF.
Average RPI Loss: 111		RECORD	PCT. RANK	GAMES	SCHEDULE	OF SCHEDULE	RPI	RPI	RPI	RPI
DIV. I ONLY		15- 13	.53571 143	4- 6	180	157	157	.50533 155	11	11
DIV. I NON-CONF.		6- 5	.54545 144	0- 0	271	249	211	.4626 209	12	12
TOTALS		RPI 1-25	RPI 26-50	W-L RECORDS	RPI 51-100	RPI 101-150	RPI 150+			
15- 13	0- 2	0- 0	OVERALL	2- 5	0- 4	13- 2				
8- 7	0- 1	0- 0	HOME	1- 3	0- 3	7- 0				
5- 5	0- 1	0- 0	AWAY	1- 2	0- 1	4- 1				
2- 1	0- 0	0- 0	NEUTRAL	0- 0	0- 0	2- 1				
6- 5	0- 0	0- 0	NON-CONFERENCE	0- 1	0- 3	6- 1				
3- 4	0- 0	0- 0	HOME	0- 1	0- 3	3- 0				
1- 0	0- 0	0- 0	AWAY	0- 0	0- 0	1- 0				
2- 1	0- 0	0- 0	NEUTRAL	0- 0	0- 0	2- 1				
9- 8	0- 2	0- 0	CONFERENCE	2- 4	0- 1	7- 1				
5- 3	0- 1	0- 0	HOME	1- 2	0- 0	4- 0				
4- 5	0- 1	0- 0	AWAY	1- 2	0- 1	3- 1				
0- 0	0- 0	0- 0	NEUTRAL	0- 0	0- 0	0- 0				
RPI S	Opponent	Score	RPI S	Opponent	Score	RPI S	Opponent	Score		
16 A	Western Ky.	0 3			64 A UTSA	1 3	108 A Southern Miss.	2 3		
16 H	Western Ky.	0 3			64 H UTSA	1 3	123 H UCF	0 3		
					74 A Rice	0 3	138 H North Florida	1 3		
					88 H North Texas	1 3	150 H Seattle	1 3		
					91 A Fla. Atlantic	3 2	151 H South Fla.	3 0		
					91 H Fla. Atlantic	3 1	159 H Marshall	3 1		
					96 H FGCU	1 3	200 H UTEP	3 0		
							206 A Charlotte	3 0		
							206 H Charlotte	3 0		
							212 A Stetson	3 2		
							234 A Middle Tenn.	2 3		
							244 A Louisiana Tech	3 0		
							244 H Louisiana Tech	3 1		
							247 N Mercer	3 0		
							255 H Bethune-Cookman	3 1		
							273 N Austin Peay	0 3		
							290 A UAB	3 2		
							316 H Alabama A&M	3 0		
							331 N Savannah St.	3 0		
			LAST 10 GAMES							
			64 A UTSA	1 3	64 H UTSA	1 3				
			206 A Charlotte	3 0	234 A Middle Tenn.	2 3				
			244 A Louisiana Tech	3 0	91 A Fla. Atlantic	3 2				
			88 H North Texas	1 3	244 H Louisiana Tech	3 1				
			16 H Western Ky.	0 3	108 A Southern Miss.	2 3				

Non-Div. I Games:

FIU

[illegible]

Non-Div. I Games:

Lehigh

Average RPI Win:		201	WON-LOST RECORD		WINNING PCT. RANK		LAST 10 GAMES		STRENGTH OF SCHEDULE		OPP. STRENGTH OF SCHEDULE		TEAM RPI		ADJ RPI		CONF. RPI		ADJ CONF. RPI	
Average RPI Loss:		105	16- 14		.53333 145		5- 5		193		116		158		.50452 157		10		10	
DIV. I ONLY			7- 5		.58333 135		0- 0		166		124		132		.5207 132		10		10	
DIV. I NON-CONF.																				
TOTALS		RPI 1-25		RPI 26-50		W-L RECORDS		RPI 51-100		RPI 101-150		RPI 150+								
16- 14		0- 2		0- 4		OVERALL		0- 1		4- 2		12- 5								
13- 2		0- 1		0- 1		HOME		0- 0		4- 0		9- 0								
2- 9		0- 0		0- 3		AWAY		0- 1		0- 2		2- 3								
1- 3		0- 1		0- 0		NEUTRAL		0- 0		0- 0		1- 2								
7- 5		0- 1		0- 1		NON-CONFERENCE		0- 1		2- 0		5- 2								
6- 0		0- 0		0- 0		HOME		0- 0		2- 0		4- 0								
0- 2		0- 0		0- 1		AWAY		0- 1		0- 0		0- 0								
1- 3		0- 1		0- 0		NEUTRAL		0- 0		0- 0		1- 2								
9- 9		0- 1		0- 3		CONFERENCE		0- 0		2- 2		7- 3								
7- 2		0- 1		0- 1		HOME		0- 0		2- 0		5- 0								
2- 7		0- 0		0- 2		AWAY		0- 0		0- 2		2- 3								
0- 0		0- 0		0- 0		NEUTRAL		0- 0		0- 0		0- 0								
RPI	S	Opponent		Score		RPI	S	Opponent		Score		RPI	S	Opponent		Score				
23	N	Illinois		1	3	40	A	Arizona St.		0	3	55	A	Kansas St.		0	3			
25	H	Colorado St.		1	3	42	A	Wyoming		0	3			107 A New Mexico		1	3			
						43	A	Boise St.		1	3			107 H New Mexico		3	2			
						43	H	Boise St.		0	3			135 H Central Ark.		3	1			
														142 H Seton Hall		3	0			
														145 A San Diego St.		0	3			
														145 H San Diego St.		3	1			
														162 H Omaha		3	0			
														170 N Green Bay		1	3			
														181 H Oral Roberts		3	1			
														182 N California		2	3			
														186 A Nevada		1	3			
														186 H Nevada		3	0			
														204 A Fresno St.		2	3			
														204 H Fresno St.		3	1			
														205 A Air Force		0	3			
														205 H Air Force		3	0			
														216 H Portland St.		3	2			
														229 A San Jose St.		3	1			
														229 H San Jose St.		3	1			
														249 H Southeastern La.		3	0			
														261 A Utah St.		3	2			
														261 H Utah St.		3	1			
														301 N Texas Southern		3	0			
LAST 10 GAMES				LAST 10 GAMES				LAST 10 GAMES				LAST 10 GAMES								
204 H Fresno St.				3	1	145 A San Diego St.				0	3	145 A San Diego St.				0	3			
42 A Wyoming				0	3	186 A Nevada				1	3	186 A Nevada				1	3			
25 H Colorado St.				1	3	43 H Boise St.				0	3	43 H Boise St.				0	3			
205 H Air Force				3	0	261 H Utah St.				3	1	261 H Utah St.				3	1			
107 H New Mexico				3	2	229 A San Jose St.				3	1	229 A San Jose St.				3	1			

Non-Div. I Games:

UNLV

Average RPI Win:		264	WON-LOST RECORD		WINNING PCT. RANK		LAST 10 GAMES		STRENGTH OF SCHEDULE		OPP. STRENGTH OF SCHEDULE		TEAM RPI		ADJ RPI		CONF. RPI		ADJ CONF. RPI	
DIV. I ONLY			21- 10		.67742 67		9- 1		245		310		150		.50365 158		30		30	
DIV. I NON-CONF.			5- 6		.45455 190		0- 1		189		265		203		.46735 205		30		30	
TOTALS		RPI 1-25		RPI 26-50		W-L RECORDS		RPI 51-100		RPI 101-150		RPI 150+								
21- 10		0- 1		0- 0		OVERALL		0- 1		0- 1		21- 7								
11- 2		0- 0		0- 0		HOME		0- 0		0- 1		11- 1								
6- 6		0- 1		0- 0		AWAY		0- 0		0- 0		6- 5								
4- 2		0- 0		0- 0		NEUTRAL		0- 1		0- 0		4- 1								
5- 6		0- 1		0- 0		NON-CONFERENCE		0- 1		0- 1		5- 3								
3- 1		0- 0		0- 0		HOME		0- 0		0- 1		3- 0								
0- 3		0- 1		0- 0		AWAY		0- 0		0- 0		0- 2								
2- 2		0- 0		0- 0		NEUTRAL		0- 1		0- 0		2- 1								
16- 4		0- 0		0- 0		CONFERENCE		0- 0		0- 0		16- 4								
8- 1		0- 0		0- 0		HOME		0- 0		0- 0		8- 1								
6- 3		0- 0		0- 0		AWAY		0- 0		0- 0		6- 3								
2- 0		0- 0		0- 0		NEUTRAL		0- 0		0- 0		2- 0								
RPI	S	Opponent		Score		RPI	S	Opponent		Score		RPI	S	Opponent		Score				
2	A	Texas		0 3								83	N	Towson		1 3				
												140	H	New Hampshire		1 3				
												171	H	Boston College		3 2				
												183	A	Marist		3 2				
												183	H	Marist		3 1				
												183	N	Marist		3 1				
												193	A	Penn		1 3				
												207	A	Siena		3 1				
												207	H	Siena		3 1				
												232	N	Bucknell		0 3				
												253	H	Sacred Heart		3 2				
												256	A	Manhattan		3 0				
												256	H	Manhattan		3 0				
												256	N	Manhattan		3 2				
												271	A	Niagara		2 3				
												271	H	Niagara		3 1				
												283	A	Rider		3 1				
												283	H	Rider		1 3				
												294	A	Canisius		0 3				
												294	H	Canisius		3 0				
												296	A	Iona		2 3				
												296	H	Iona		3 1				
												297	N	NJIT		3 0				
												302	A	Central Conn. St.		0 3				
												312	H	Holy Cross		3 1				
												323	N	Delaware St.		3 0				
												324	A	Saint Peter's		3 0				
												324	H	Saint Peter's		3 0				
LAST 10 GAMES																				
	2	A	Texas		0 3			207	H	Siena	3 1			302	A	Central Conn. St.		0 3		
	183	N	Marist		3 1			283	A	Rider	3 1			312	H	Holy Cross		3 1		
	256	N	Manhattan		3 2			324	A	Saint Peter's	3 0			323	N	Delaware St.		3 0		
	296	H	Iona		3 1			183	H	Marist	3 1			324	A	Saint Peter's		3 0		
	256	H	Manhattan		3 0			271	H	Niagara	3 1			324	H	Saint Peter's		3 0		

Non-Div. I Games:

Fairfield

RPI	S	Opponent	Score	
330	A	Quinnipiac	3	0
330	H	Quinnipiac	3	0

Fairfield

F
a
i
r
f
i
e
l
d

F
a
i
r
f
i
e
l
d

Average RPI Win:		209	WON-LOST RECORD		WINNING PCT. RANK		LAST 10 GAMES		STRENGTH OF SCHEDULE		OPP. STRENGTH OF SCHEDULE		TEAM RPI		ADJ RPI		CONF. RPI		ADJ CONF. RPI		
DIV. I ONLY			16- 14		.53333 145		4- 6		188		141		159		.50166 159		11		11		
DIV. I NON-CONF.			9- 4		.69231 79		0- 0		237		209		136		.51886 135		12		12		
TOTALS		RPI 1-25		RPI 26-50		W-L RECORDS		RPI 51-100		RPI 101-150		RPI 150+									
16- 14		0- 3		0- 0		OVERALL		1- 3		2- 3		13- 5									
5- 4		0- 1		0- 0		HOME		0- 2		0- 1		5- 0									
5- 6		0- 1		0- 0		AWAY		1- 1		0- 0		4- 4									
6- 4		0- 1		0- 0		NEUTRAL		0- 0		2- 2		4- 1									
9- 4		0- 0		0- 0		NON-CONFERENCE		0- 0		2- 2		7- 2									
1- 0		0- 0		0- 0		HOME		0- 0		0- 0		1- 0									
2- 1		0- 0		0- 0		AWAY		0- 0		0- 0		2- 1									
6- 3		0- 0		0- 0		NEUTRAL		0- 0		2- 2		4- 1									
7- 10		0- 3		0- 0		CONFERENCE		1- 3		0- 1		6- 3									
4- 4		0- 1		0- 0		HOME		0- 2		0- 1		4- 0									
3- 5		0- 1		0- 0		AWAY		1- 1		0- 0		2- 3									
0- 1		0- 1		0- 0		NEUTRAL		0- 0		0- 0		0- 0									
RPI	S	Opponent		Score		RPI	S	Opponent		Score		RPI	S	Opponent		Score					
16	A	Western Ky.		0 3				64 A UTSA		3 1		108	H	Southern Miss.		0 3					
16	H	Western Ky.		1 3				74 H Rice		0 3		127	N	ETSU		0 3					
16	N	Western Ky.		1 3				88 H North Texas		1 3		136	N	Samford		3 0					
								91 A Fla. Atlantic		0 3		140	N	New Hampshire		1 3					
												149	N	Indiana St.		3 1					
												155	A	FIU		1 3					
												171	N	Boston College		3 2					
												177	N	Wake Forest		3 1					
												179	A	High Point		3 2					
												200	A	UTEP		3 2					
												201	A	West Virginia		2 3					
												206	A	Charlotte		2 3					
												206	H	Charlotte		3 2					
												234	A	Middle Tenn.		3 2					
												234	H	Middle Tenn.		3 1					
												239	N	Stony Brook		3 2					
												240	H	Eastern Ky.		3 1					
												243	N	Davidson		2 3					
												244	H	Louisiana Tech		3 0					
												280	A	Morehead St.		3 0					
												290	A	UAB		2 3					
												290	H	UAB		3 1					
												294	N	Canisius		3 0					
LAST 10 GAMES																					
16 N Western Ky.						1 3		290 A UAB						2 3							
234 A Middle Tenn.						3 2		206 A Charlotte						2 3							
16 A Western Ky.						0 3		234 H Middle Tenn.						3 1							
74 H Rice						0 3		64 A UTSA						3 1							
108 H Southern Miss.						0 3		200 A UTEP						3 2							

Non-Div. I Games:

Marshall

Average RPI Win:		244	WON-LOST RECORD		WINNING PCT. RANK		LAST 10 GAMES		STRENGTH OF SCHEDULE		OPP. STRENGTH OF SCHEDULE		TEAM RPI		ADJ RPI		CONF. RPI		ADJ CONF. RPI			
Average RPI Loss:		90																				
DIV. I ONLY			15- 13		.53571 143		4- 6		194		178		161		.50039 160		22		21			
DIV. I NON-CONF.			7- 5		.58333 135		0- 0		146		112		127		.52618 129		20		20			
TOTALS		RPI 1-25		RPI 26-50		W-L RECORDS		RPI 51-100		RPI 101-150		RPI 150+										
15- 13		0- 2		0- 1		OVERALL		1- 5		1- 4		13- 1										
9- 3		0- 0		0- 0		HOME		0- 1		1- 2		8- 0										
4- 6		0- 1		0- 0		AWAY		0- 2		0- 2		4- 1										
2- 4		0- 1		0- 1		NEUTRAL		1- 2		0- 0		1- 0										
7- 5		0- 2		0- 1		NON-CONFERENCE		1- 2		0- 0		6- 0										
4- 0		0- 0		0- 0		HOME		0- 0		0- 0		4- 0										
1- 1		0- 1		0- 0		AWAY		0- 0		0- 0		1- 0										
2- 4		0- 1		0- 1		NEUTRAL		1- 2		0- 0		1- 0										
8- 8		0- 0		0- 0		CONFERENCE		0- 3		1- 4		7- 1										
5- 3		0- 0		0- 0		HOME		0- 1		1- 2		4- 0										
3- 5		0- 0		0- 0		AWAY		0- 2		0- 2		3- 1										
0- 0		0- 0		0- 0		NEUTRAL		0- 0		0- 0		0- 0										
RPI	S	Opponent		Score		RPI	S	Opponent		Score		RPI	S	Opponent		Score						
6	A	Kansas		0	3	35	N	Missouri St.		2	3	62	A	New Mexico St.		0	3	129	A	CSU Bakersfield	1	3
20	N	Arkansas St.		0	3							62	A	New Mexico St.		1	3	129	H	CSU Bakersfield	2	3
												62	H	New Mexico St.		1	3	150	A	Seattle	1	3
												70	N	Saint Louis		3	2	150	H	Seattle	2	3
												76	N	Duke		0	3	150	H	Seattle	3	2
												90	N	Gonzaga		1	3	162	H	Omaha	3	1
																		197	A	Utah Valley	1	3
																		197	H	Utah Valley	3	2
																		251	A	UTRGV	3	1
																		251	H	UTRGV	3	1
																		264	A	Southeast Mo. St.	3	0
																		275	A	Grand Canyon	3	0
																		275	H	Grand Canyon	3	0
																		276	H	South Dakota St.	3	0
																		278	H	Bradley	3	0
																		288	H	SIUE	3	1
																		308	A	Chicago St.	3	0
																		308	H	Chicago St.	3	0
																		313	N	Western Ill.	3	0
LAST 10 GAMES																						
						62	A	New Mexico St.		0	3	251	H	UTRGV		3	1					
						150	H	Seattle		3	2	62	H	New Mexico St.		1	3					
						275	A	Grand Canyon		3	0	150	A	Seattle		1	3					
						129	A	CSU Bakersfield		1	3	197	A	Utah Valley		1	3					
						308	H	Chicago St.		3	0	129	H	CSU Bakersfield		2	3					

Non-Div. I Games:

UMKC

Average RPI Win:	216	WON-LOST	WINNING	LAST 10	STRENGTH OF	OPP. STRENGTH	TEAM	ADJ	CONF.	ADJ CONF.	
Average RPI Loss:	133	RECORD	PCT. RANK	GAMES	SCHEDULE	OF SCHEDULE	RPI	RPI	RPI	RPI	
DIV. I ONLY	12- 11	.52174	152	6- 4	175	196	162	.50014	161	23	23
DIV. I NON-CONF.	3- 6	.33333	250	0- 0	122	70	196	.47607	195	23	23
<hr/>											
TOTALS	RPI 1-25	RPI 26-50		W-L RECORDS	RPI 51-100		RPI 101-150		RPI 150+		
12- 11	0- 0	0- 1		OVERALL	0- 3		3- 2		9- 5		
7- 2	0- 0	0- 0		HOME	0- 0		2- 1		5- 1		
4- 6	0- 0	0- 1		AWAY	0- 1		1- 1		3- 3		
1- 3	0- 0	0- 0		NEUTRAL	0- 2		0- 0		1- 1		
<hr/>											
3- 6	0- 0	0- 1		NON-CONFERENCE	0- 3		1- 0		2- 2		
2- 0	0- 0	0- 0		HOME	0- 0		1- 0		1- 0		
0- 3	0- 0	0- 1		AWAY	0- 1		0- 0		0- 1		
1- 3	0- 0	0- 0		NEUTRAL	0- 2		0- 0		1- 1		
<hr/>											
9- 5	0- 0	0- 0		CONFERENCE	0- 0		2- 2		7- 3		
5- 2	0- 0	0- 0		HOME	0- 0		1- 1		4- 1		
4- 3	0- 0	0- 0		AWAY	0- 0		1- 1		3- 2		
0- 0	0- 0	0- 0		NEUTRAL	0- 0		0- 0		0- 0		
<hr/>											
RPI	S	Opponent	Score	RPI	S	Opponent	Score	RPI	S	Opponent	Score
29	A	San Diego	0 3	52	N	TCU	0 3	134	A	Harvard	3 2
				68	N	Pacific	0 3	134	H	Harvard	0 3
				99	A	Oakland	1 3	141	H	UConn	3 1
								145	A	Princeton	0 3
								145	H	Princeton	3 1
								164	N	Western Mich.	2 3
								165	A	Yale	2 3
								165	H	Yale	3 1
								193	A	Penn	0 3
								193	H	Penn	0 3
								201	H	West Virginia	3 1
								202	N	Eastern Ill.	3 1
								221	A	Bryant	1 3
								252	A	Brown	3 2
								252	H	Brown	3 0
								266	A	Columbia	3 2
								266	H	Columbia	3 1
								286	A	Cornell	3 1
								286	H	Cornell	3 0
<hr/>											
LAST 10 GAMES											
165	A	Yale	2 3	145	A	Princeton	0 3				
252	A	Brown	3 2	134	H	Harvard	0 3				
286	H	Cornell	3 0	266	A	Columbia	3 2				
266	H	Columbia	3 1	286	A	Cornell	3 1				
193	A	Penn	0 3	252	H	Brown	3 0				

Non-Div. I Games:

Dartmouth

Average RPI Win: 207		WON-LOST RECORD	WINNING PCT. RANK	LAST 10 GAMES	STRENGTH OF SCHEDULE	OPP. STRENGTH OF SCHEDULE	TEAM RPI	ADJ RPI	CONF. RPI	ADJ CONF. RPI	
Average RPI Loss: 159											
DIV. I ONLY		19- 13	.59375 107	8- 2	246	214	160	.49979 162	21	22	
DIV. I NON-CONF.		5- 8	.38462 225	0- 0	258	194	249	.43322 248	21	21	
<hr/>											
TOTALS		RPI 1-25	RPI 26-50		W-L RECORDS		RPI 51-100		RPI 101-150		RPI 150+
19- 13		0- 0	0- 0		OVERALL		1- 2		5- 5		13- 6
7- 5		0- 0	0- 0		HOME		1- 0		2- 3		4- 2
6- 6		0- 0	0- 0		AWAY		0- 2		1- 1		5- 3
6- 2		0- 0	0- 0		NEUTRAL		0- 0		2- 1		4- 1
5- 8		0- 0	0- 0		NON-CONFERENCE		0- 0		2- 3		3- 5
1- 3		0- 0	0- 0		HOME		0- 0		1- 2		0- 1
0- 3		0- 0	0- 0		AWAY		0- 0		0- 0		0- 3
4- 2		0- 0	0- 0		NEUTRAL		0- 0		1- 1		3- 1
14- 5		0- 0	0- 0		CONFERENCE		1- 2		3- 2		10- 1
6- 2		0- 0	0- 0		HOME		1- 0		1- 1		4- 1
6- 3		0- 0	0- 0		AWAY		0- 2		1- 1		5- 0
2- 0		0- 0	0- 0		NEUTRAL		0- 0		1- 0		1- 0
RPI S	Opponent	Score	RPI S	Opponent	Score	RPI S	Opponent	Score	RPI S	Opponent	Score
						85 A Denver		0 3	113 A IUPUI		1 3
						85 A Denver		2 3	113 H IUPUI		0 3
						85 H Denver		3 0	113 N IUPUI		3 2
									123 H UCF		0 3
									124 A North Dakota St.		3 2
									124 H North Dakota St.		3 1
									126 H UC Davis		2 3
									135 N Central Ark.		2 3
									139 H North Dakota		3 1
									142 N Seton Hall		3 0
									157 A UNLV		0 3
									160 A UMKC		1 3
									181 A Oral Roberts		3 0
									181 H Oral Roberts		3 0
									181 N Oral Roberts		3 0
									187 A South Dakota		3 1
									187 H South Dakota		3 1
									208 H Drake		2 3
									229 N San Jose St.		1 3
									258 A Central Mich.		0 3
									265 N Evansville		3 2
									276 A South Dakota St.		3 1
									276 H South Dakota St.		3 0
									278 N Bradley		3 0
									281 A IPFW		3 1
									281 H IPFW		2 3
									288 N SIUE		3 2
			LAST 10 GAMES								
			85 A Denver		2 3	181 H Oral Roberts		3 0	276 H South Dakota St.		3 0
			113 N IUPUI		3 2	276 H South Dakota St.		3 0	278 N Bradley		3 0
			181 N Oral Roberts		3 0	313 H Western Ill.		3 0	281 A IPFW		3 1
			113 A IUPUI		1 3	187 A South Dakota		3 1	281 H IPFW		2 3
			281 A IPFW		3 1	85 H Denver		3 0	288 N SIUE		3 2

Non-Div. I Games:

Omaha

RPI	S	Opponent	Score	
313	A	Western Ill.	3	1
313	H	Western Ill.	3	0

Omaha

O
m
a
h
a

O
m
a
h
a

[illegible]

Non-Div. I Games:

South Ala.

Average RPI Win: 227		WON-LOST RECORD		WINNING PCT. RANK		LAST 10 GAMES		STRENGTH OF SCHEDULE		OPP. STRENGTH OF SCHEDULE		TEAM RPI		ADJ RPI		CONF. RPI		ADJ CONF. RPI	
DIV. I ONLY		15- 18		.45455 196		5- 5		120		131		164		.49962 164		20		20	
DIV. I NON-CONF.		4- 11		.26667 270		0- 0		65		49		177		.48913 177		14		15	
TOTALS		RPI 1-25		RPI 26-50		W-L RECORDS		RPI 51-100		RPI 101-150		RPI 150+							
15- 18		0- 2		0- 5		OVERALL		0- 6		0- 2		15- 3							
4- 4		0- 0		0- 1		HOME		0- 2		0- 0		4- 1							
7- 8		0- 1		0- 1		AWAY		0- 3		0- 1		7- 2							
4- 6		0- 1		0- 3		NEUTRAL		0- 1		0- 1		4- 0							
4- 11		0- 2		0- 4		NON-CONFERENCE		0- 3		0- 0		4- 2							
0- 0		0- 0		0- 0		HOME		0- 0		0- 0		0- 0							
1- 6		0- 1		0- 1		AWAY		0- 2		0- 0		1- 2							
3- 5		0- 1		0- 3		NEUTRAL		0- 1		0- 0		3- 0							
11- 7		0- 0		0- 1		CONFERENCE		0- 3		0- 2		11- 1							
4- 4		0- 0		0- 1		HOME		0- 2		0- 0		4- 1							
6- 2		0- 0		0- 0		AWAY		0- 1		0- 1		6- 0							
1- 1		0- 0		0- 0		NEUTRAL		0- 0		0- 1		1- 0							
RPI S	Opponent	Score		RPI S	Opponent	Score		RPI S	Opponent	Score		RPI S	Opponent	Score					
17 N	Ohio St.	0	3	31 A	Michigan	0	3	81 N	Furman	1	3	112 A	Miami (OH)	2	3				
25 A	Colorado St.	0	3	35 N	Missouri St.	2	3	85 A	Denver	0	3	112 N	Miami (OH)	1	3				
				40 N	Arizona St.	0	3	94 A	Northern Ill.	0	3	152 A	Northern Colo.	1	3				
				46 N	Pittsburgh	0	3	94 H	Northern Ill.	0	3	153 N	South Carolina	3	1				
				49 H	Ohio	1	3	98 H	Kent St.	1	3	161 N	Dartmouth	3	2				
								99 A	Oakland	1	3	172 A	Milwaukee	1	3				
												192 A	Ball St.	3	1				
												192 H	Ball St.	3	2				
												196 A	Eastern Mich.	3	1				
												196 H	Eastern Mich.	3	1				
												196 N	Eastern Mich.	3	2				
												202 N	Eastern Ill.	3	2				
												233 A	Buffalo	3	1				
												258 A	Central Mich.	3	2				
												258 H	Central Mich.	2	3				
												259 H	Bowling Green	3	1				
												281 A	IPFW	3	1				
												291 A	Toledo	3	1				
												291 H	Toledo	3	0				
												298 A	Akron	3	1				
				LAST 10 GAMES															
				112 N	Miami (OH)	1	3	192 H	Ball St.	3	2								
				196 N	Eastern Mich.	3	2	196 A	Eastern Mich.	3	1								
				112 A	Miami (OH)	2	3	258 A	Central Mich.	3	2								
				94 A	Northern Ill.	0	3	98 H	Kent St.	1	3								
				291 H	Toledo	3	0	49 H	Ohio	1	3								

Non-Div. I Games:

Western Mich.

Average RPI Win:	211	WON-LOST	WINNING	LAST 10	STRENGTH OF	OPP. STRENGTH	TEAM	ADJ	CONF.	ADJ CONF.				
Average RPI Loss:	165	RECORD	PCT. RANK	GAMES	SCHEDULE	OF SCHEDULE	RPI	RPI	RPI	RPI				
DIV. I ONLY		15- 9	.625	92	7- 3	277	200	167	.49765	165	23	23		
DIV. I NON-CONF.		6- 4	.6	130	1- 0	281	132	187	.48157	186	23	23		
<hr/>														
TOTALS	RPI 1-25	RPI 26-50		W-L RECORDS		RPI 51-100		RPI 101-150		RPI 150+				
15- 9	0- 0	0- 0		OVERALL		0- 1		4- 4		11- 4				
8- 2	0- 0	0- 0		HOME		0- 1		3- 0		5- 1				
4- 6	0- 0	0- 0		AWAY		0- 0		0- 3		4- 3				
3- 1	0- 0	0- 0		NEUTRAL		0- 0		1- 1		2- 0				
<hr/>														
6- 4	0- 0	0- 0		NON-CONFERENCE		0- 1		2- 2		4- 1				
1- 2	0- 0	0- 0		HOME		0- 1		1- 0		0- 1				
2- 1	0- 0	0- 0		AWAY		0- 0		0- 1		2- 0				
3- 1	0- 0	0- 0		NEUTRAL		0- 0		1- 1		2- 0				
<hr/>														
9- 5	0- 0	0- 0		CONFERENCE		0- 0		2- 2		7- 3				
7- 0	0- 0	0- 0		HOME		0- 0		2- 0		5- 0				
2- 5	0- 0	0- 0		AWAY		0- 0		0- 2		2- 3				
0- 0	0- 0	0- 0		NEUTRAL		0- 0		0- 0		0- 0				
<hr/>														
RPI	S	Opponent	Score	RPI	S	Opponent	Score	RPI	S	Opponent	Score			
						74 H	Rice	2		3	101 H	Rhode Island	3	1
											118 A	San Francisco	0	3
											124 N	North Dakota St.	1	3
											134 A	Harvard	0	3
											134 H	Harvard	3	1
											137 N	Albany (NY)	3	1
											145 A	Princeton	1	3
											145 H	Princeton	3	0
											161 A	Dartmouth	1	3
											161 H	Dartmouth	3	2
											193 A	Penn	3	1
											193 H	Penn	3	1
											198 N	Rutgers	3	1
											199 A	Colgate	3	0
											215 H	UC Santa Barbara	1	3
											252 A	Brown	1	3
											252 H	Brown	3	1
											266 A	Columbia	2	3
											266 H	Columbia	3	1
											286 A	Cornell	3	2
											286 H	Cornell	3	2
											303 N	Cal St. Fullerton	3	0
											318 A	Hartford	3	0
				LAST 10 GAMES										
						318 A	Hartford	3	0		266 A	Columbia	2	3
						161 H	Dartmouth	3	2		286 A	Cornell	3	2
						134 H	Harvard	3	1		252 A	Brown	1	3
						193 A	Penn	3	1		145 H	Princeton	3	0
						145 A	Princeton	1	3		193 H	Penn	3	1

Non-Div. I Games:

Yale

Average RPI Win: 242		WON-LOST RECORD	WINNING PCT. RANK		LAST 10 GAMES	STRENGTH OF SCHEDULE	OPP. STRENGTH OF SCHEDULE	TEAM RPI	ADJ RPI	CONF. RPI	ADJ CONF. RPI	
Average RPI Loss: 138												
DIV. I ONLY		17- 15	.53125	149	6- 4	178	233	165	.49722	166	27	27
DIV. I NON-CONF.		3- 10	.23077	278	0- 1	55	85	188	.48119	187	26	26
<hr/>												
TOTALS		RPI 1-25	RPI 26-50		W-L RECORDS	RPI 51-100		RPI 101-150		RPI 150+		
17- 15		0- 2	0- 0		OVERALL	1- 4		1- 3		15- 6		
9- 4		0- 1	0- 0		HOME	0- 1		1- 0		8- 2		
5- 8		0- 1	0- 0		AWAY	1- 3		0- 0		4- 4		
3- 3		0- 0	0- 0		NEUTRAL	0- 0		0- 3		3- 0		
3- 10		0- 2	0- 0		NON-CONFERENCE	0- 3		1- 3		2- 2		
2- 3		0- 1	0- 0		HOME	0- 1		1- 0		1- 1		
0- 4		0- 1	0- 0		AWAY	0- 2		0- 0		0- 1		
1- 3		0- 0	0- 0		NEUTRAL	0- 0		0- 3		1- 0		
14- 5		0- 0	0- 0		CONFERENCE	1- 1		0- 0		13- 4		
7- 1		0- 0	0- 0		HOME	0- 0		0- 0		7- 1		
5- 4		0- 0	0- 0		AWAY	1- 1		0- 0		4- 3		
2- 0		0- 0	0- 0		NEUTRAL	0- 0		0- 0		2- 0		
RPI	S	Opponent	Score	RPI	S	Opponent	Score	RPI	S	Opponent	Score	
16	H	Western Ky.	0 3					107	N	New Mexico	0 3	
21	A	Louisville	1 3					108	N	Southern Miss.	1 3	
								128	H	Memphis	3 2	
								137	N	Albany (NY)	2 3	
								163	H	South Ala.	1 3	
								192	A	Ball St.	2 3	
								200	H	UTEP	3 1	
								202	H	Eastern Ill.	3 1	
								233	N	Buffalo	3 0	
								238	A	Tennessee St.	0 3	
								238	H	Tennessee St.	2 3	
								240	A	Eastern Ky.	3 0	
								240	H	Eastern Ky.	3 0	
								264	H	Southeast Mo. St.	3 0	
								269	A	Tennessee Tech	2 3	
								269	H	Tennessee Tech	3 1	
								269	N	Tennessee Tech	3 1	
								270	H	UT Martin	3 1	
								273	A	Austin Peay	3 0	
								280	A	Morehead St.	3 2	
								280	H	Morehead St.	3 0	
								280	N	Morehead St.	3 0	
								288	A	SIUE	1 3	
								295	A	Jacksonville St.	3 0	
								295	H	Jacksonville St.	3 0	
				LAST 10 GAMES								
				21	A	Louisville	1 3	238	A	Tennessee St.	0 3	
				100	A	Murray St.	3 1	269	A	Tennessee Tech	2 3	
				269	N	Tennessee Tech	3 1	295	A	Jacksonville St.	3 0	
				280	N	Morehead St.	3 0	240	H	Eastern Ky.	3 0	
				288	A	SIUE	1 3	280	H	Morehead St.	3 0	

Non-Div. I Games:

Belmont

Average RPI Win:		245	WON-LOST RECORD		WINNING PCT. RANK		LAST 10 GAMES		STRENGTH OF SCHEDULE		OPP. STRENGTH OF SCHEDULE		TEAM RPI		ADJ RPI		CONF. RPI		ADJ CONF. RPI	
DIV. I ONLY			14- 14		.5 160		5- 5		140		257		168		.49703 167		26		26	
DIV. I NON-CONF.			5- 8		.38462 225		0- 0		89		155		166		.49729 166		27		27	
TOTALS		RPI 1-25		RPI 26-50		W-L RECORDS		RPI 51-100		RPI 101-150		RPI 150+								
14- 14		0- 2		0- 1		OVERALL		0- 4		1- 0		13- 7								
8- 3		0- 0		0- 0		HOME		0- 1		1- 0		7- 2								
5- 5		0- 0		0- 1		AWAY		0- 2		0- 0		5- 2								
1- 6		0- 2		0- 0		NEUTRAL		0- 1		0- 0		1- 3								
5- 8		0- 2		0- 1		NON-CONFERENCE		0- 3		1- 0		4- 2								
4- 0		0- 0		0- 0		HOME		0- 0		1- 0		3- 0								
0- 3		0- 0		0- 1		AWAY		0- 2		0- 0		0- 0								
1- 5		0- 2		0- 0		NEUTRAL		0- 1		0- 0		1- 2								
9- 6		0- 0		0- 0		CONFERENCE		0- 1		0- 0		9- 5								
4- 3		0- 0		0- 0		HOME		0- 1		0- 0		4- 2								
5- 2		0- 0		0- 0		AWAY		0- 0		0- 0		5- 2								
0- 1		0- 0		0- 0		NEUTRAL		0- 0		0- 0		0- 1								
RPI	S	Opponent		Score		RPI	S	Opponent		Score		RPI	S	Opponent		Score				
18	N	Missouri		1	3	33	A	Northern Ariz.		0	3	77	N	Chattanooga		0	3			
19	N	Loyola Marymount		0	3							80	A	Appalachian St.		2	3			
												82	A	Virginia Tech		1	3			
												84	H	Coastal Caro.		0	3			
												116	H	UNCG		3	0			
												179	A	High Point		1	3			
												179	H	High Point		3	1			
												180	N	Houston Baptist		3	1			
												184	H	VCU		3	0			
												194	A	Campbell		3	2			
												194	H	Campbell		2	3			
												206	N	Charlotte		0	3			
												219	A	Radford		3	1			
												219	H	Radford		1	3			
												219	N	Radford		2	3			
												234	N	Middle Tenn.		0	3			
												236	A	Winthrop		3	2			
												241	A	UNC Asheville		1	3			
												241	H	UNC Asheville		3	2			
												306	H	Charleston So.		3	1			
												310	A	Presbyterian		3	0			
												311	A	Gardner-Webb		3	1			
												311	H	Gardner-Webb		3	1			
												315	H	Fairleigh Dickinson		3	1			
												322	H	Hampton		3	0			
LAST 10 GAMES																				
219 N Radford						2	3	219 H Radford						1	3					
311 A Gardner-Webb						3	1	236 A Winthrop						3	2					
241 A UNC Asheville						1	3	310 A Presbyterian						3	0					
194 H Campbell						2	3	84 H Coastal Caro.						0	3					
179 H High Point						3	1	306 H Charleston So.						3	1					

Non-Div. I Games:

Liberty

Average RPI Win:		233	WON-LOST RECORD		WINNING PCT. RANK		LAST 10 GAMES		STRENGTH OF SCHEDULE		OPP. STRENGTH OF SCHEDULE		TEAM RPI		ADJ RPI		CONF. RPI		ADJ CONF. RPI	
DIV. I ONLY			20- 14		.58824 114		7- 3		264		206		169		.49643 168		24		24	
DIV. I NON-CONF.			9- 8		.52941 157		1- 0		196		147		163		.49808 163		24		24	
TOTALS		RPI 1-25		RPI 26-50		W-L RECORDS		RPI 51-100		RPI 101-150		RPI 150+								
20- 14		0- 1		0- 2		OVERALL		0- 4		2- 3		18- 4								
12- 2		0- 0		0- 0		HOME		0- 1		0- 0		12- 1								
7- 6		0- 0		0- 1		AWAY		0- 2		1- 1		6- 2								
1- 6		0- 1		0- 1		NEUTRAL		0- 1		1- 2		0- 1								
9- 8		0- 1		0- 2		NON-CONFERENCE		0- 3		2- 2		7- 0								
6- 0		0- 0		0- 0		HOME		0- 0		0- 0		6- 0								
2- 3		0- 0		0- 1		AWAY		0- 2		1- 0		1- 0								
1- 5		0- 1		0- 1		NEUTRAL		0- 1		1- 2		0- 0								
11- 6		0- 0		0- 0		CONFERENCE		0- 1		0- 1		11- 4								
6- 2		0- 0		0- 0		HOME		0- 1		0- 0		6- 1								
5- 3		0- 0		0- 0		AWAY		0- 0		0- 1		5- 2								
0- 1		0- 0		0- 0		NEUTRAL		0- 0		0- 0		0- 1								
RPI	S	Opponent		Score		RPI	S	Opponent		Score		RPI	S	Opponent		Score				
20	N	Arkansas St.		0 3		41	N	Southern Ill.		2 3		109	A	Tulsa		3 2				
						47	A	Baylor		0 3		69	A	Auburn		2 3				
												74	N	Rice		0 3				
												88	A	North Texas		0 3				
														135 A Central Ark.		0 3				
														136 N Samford		0 3				
														169 H Texas Tech		3 0				
														180 H Houston Baptist		3 1				
														180 N Houston Baptist		1 3				
														190 H McNeese St.		3 2				
														195 A Sam Houston St.		3 0				
														217 A Lamar		3 1				
														217 H Lamar		3 1				
														231 A Abilene Christian		3 2				
														231 H Abilene Christian		3 1				
														248 A New Orleans		3 1				
														249 A Southeastern La.		1 3				
														250 A La.-Monroe		3 1				
														266 H Columbia		3 0				
														272 H Northeastern		3 0				
														276 H South Dakota St.		3 0				
														277 A Incarnate Word		3 2				
														277 H Incarnate Word		2 3				
														279 A Northwestern St.		0 3				
														279 H Northwestern St.		3 0				
														284 H Nicholls St.		3 0				
														320 H Prairie View		3 0				
														332 H Grambling		3 0				
LAST 10 GAMES																				

Non-Div. I Games:

Stephen F. Austin

Average RPI Win:		218	WON-LOST RECORD		WINNING PCT. RANK		LAST 10 GAMES		STRENGTH OF SCHEDULE		OPP. STRENGTH OF SCHEDULE		TEAM RPI		ADJ RPI		CONF. RPI		ADJ CONF. RPI	
DIV. I ONLY			14- 16		.46667 183		1- 9		195		40		166		.49558 169		2		2	
DIV. I NON-CONF.			11- 3		.78571 39		0- 0		317		158		154		.49979 159		3		3	
TOTALS		RPI 1-25		RPI 26-50		W-L RECORDS		RPI 51-100		RPI 101-150		RPI 150+								
14- 16		0- 4		0- 4		OVERALL		1- 6		2- 1		11- 1								
7- 7		0- 2		0- 2		HOME		1- 2		1- 1		5- 0								
3- 8		0- 2		0- 2		AWAY		0- 3		0- 0		3- 1								
4- 1		0- 0		0- 0		NEUTRAL		0- 1		1- 0		3- 0								
11- 3		0- 0		0- 0		NON-CONFERENCE		0- 1		2- 1		9- 1								
5- 1		0- 0		0- 0		HOME		0- 0		1- 1		4- 0								
2- 1		0- 0		0- 0		AWAY		0- 0		0- 0		2- 1								
4- 1		0- 0		0- 0		NEUTRAL		0- 1		1- 0		3- 0								
3- 13		0- 4		0- 4		CONFERENCE		1- 5		0- 0		2- 0								
2- 6		0- 2		0- 2		HOME		1- 2		0- 0		1- 0								
1- 7		0- 2		0- 2		AWAY		0- 3		0- 0		1- 0								
0- 0		0- 0		0- 0		NEUTRAL		0- 0		0- 0		0- 0								
RPI	S	Opponent		Score		RPI	S	Opponent		Score		RPI	S	Opponent		Score				
2	A	Texas		0 3		26	A	Iowa St.		0 3		52	A	TCU		0 3				
2	H	Texas		0 3		26	H	Iowa St.		1 3		52	H	TCU		0 3				
6	A	Kansas		0 3		47	A	Baylor		0 3		55	A	Kansas St.		0 3				
6	H	Kansas		0 3		47	H	Baylor		1 3		55	H	Kansas St.		0 3				
												71	A	Oklahoma		0 3				
												71	H	Oklahoma		3 2				
												97	N	Maryland		1 3				

Non-Div. I Games:

Texas Tech

Average RPI Win:	214	WON-LOST RECORD	WINNING PCT. RANK	LAST 10 GAMES	STRENGTH OF SCHEDULE	OPP. STRENGTH OF SCHEDULE	TEAM RPI	ADJ RPI	CONF. RPI	ADJ CONF. RPI	
DIV. I ONLY	17- 13	.56667	125	4- 6	252	186	170	.49543	170	16	17
DIV. I NON-CONF.	9- 4	.69231	79	0- 0	284	189	164	.49765	164	19	19
TOTALS	RPI 1-25	RPI 26-50	W-L RECORDS	RPI 51-100	RPI 101-150	RPI 150+					
17- 13	0- 0	0- 0	OVERALL	0- 5	2- 3	15- 5					
4- 5	0- 0	0- 0	HOME	0- 2	0- 1	4- 2					
6- 6	0- 0	0- 0	AWAY	0- 3	1- 2	5- 1					
7- 2	0- 0	0- 0	NEUTRAL	0- 0	1- 0	6- 2					
9- 4	0- 0	0- 0	NON-CONFERENCE	0- 1	1- 2	8- 1					
1- 0	0- 0	0- 0	HOME	0- 0	0- 0	1- 0					
1- 3	0- 0	0- 0	AWAY	0- 1	0- 2	1- 0					
7- 1	0- 0	0- 0	NEUTRAL	0- 0	1- 0	6- 1					
8- 9	0- 0	0- 0	CONFERENCE	0- 4	1- 1	7- 4					
3- 5	0- 0	0- 0	HOME	0- 2	0- 1	3- 2					
5- 3	0- 0	0- 0	AWAY	0- 2	1- 0	4- 1					
0- 1	0- 0	0- 0	NEUTRAL	0- 0	0- 0	0- 1					
RPI S	Opponent	Score	RPI S	Opponent	Score	RPI S	Opponent	Score	RPI S	Opponent	Score
						55 A	Kansas St.	0 3	112 A	Miami (OH)	0 3
						62 A	Cleveland St.	0 3	117 N	Portland	3 1
						62 H	Cleveland St.	1 3	122 A	Valparaiso	3 0
						99 A	Oakland	0 3	122 H	Valparaiso	0 3
						99 H	Oakland	1 3	139 A	North Dakota	2 3
									157 N	UNLV	3 1
									172 A	Milwaukee	3 0
									172 H	Milwaukee	3 0
									182 N	California	3 0
									187 N	South Dakota	3 1
									188 A	Northern Ky.	2 3
									188 H	Northern Ky.	2 3
									188 N	Northern Ky.	1 3
									208 N	Drake	3 1
									227 A	Youngstown St.	3 1
									227 H	Youngstown St.	0 3
									228 A	Wright St.	3 1
									228 H	Wright St.	3 0
									230 A	Ill.-Chicago	3 0
									230 H	Ill.-Chicago	3 0
									278 N	Bradley	0 3
									281 N	IPFW	3 2
									291 A	Toledo	3 1
									295 N	Jacksonville St.	3 0
									308 H	Chicago St.	3 0

Non-Div. I Games:

Green Bay

Average RPI Win:		199	WON-LOST RECORD		WINNING PCT. RANK		LAST 10 GAMES		STRENGTH OF SCHEDULE		OPP. STRENGTH OF SCHEDULE		TEAM RPI		ADJ RPI		CONF. RPI		ADJ CONF. RPI	
DIV. I ONLY			12- 20		.375 231		3- 7		88		89		171		.49495 171		6		6	
DIV. I NON-CONF.			8- 4		.66667 92		0- 0		162		197		111		.53631 113		6		6	
TOTALS		RPI 1-25		RPI 26-50		W-L RECORDS		RPI 51-100		RPI 101-150		RPI 150+								
12- 20		0- 2		0- 6		OVERALL		0- 6		3- 2		9- 4								
7- 7		0- 1		0- 2		HOME		0- 3		0- 1		7- 0								
3- 10		0- 1		0- 3		AWAY		0- 3		2- 1		1- 2								
2- 3		0- 0		0- 1		NEUTRAL		0- 0		1- 0		1- 2								
8- 4		0- 0		0- 1		NON-CONFERENCE		0- 0		3- 0		5- 3								
4- 0		0- 0		0- 0		HOME		0- 0		0- 0		4- 0								
2- 1		0- 0		0- 0		AWAY		0- 0		2- 0		0- 1								
2- 3		0- 0		0- 1		NEUTRAL		0- 0		1- 0		1- 2								
4- 16		0- 2		0- 5		CONFERENCE		0- 6		0- 2		4- 1								
3- 7		0- 1		0- 2		HOME		0- 3		0- 1		3- 0								
1- 9		0- 1		0- 3		AWAY		0- 3		0- 1		1- 1								
0- 0		0- 0		0- 0		NEUTRAL		0- 0		0- 0		0- 0								
RPI	S	Opponent		Score		RPI	S	Opponent		Score		RPI	S	Opponent		Score				
21	A	Louisville		0 3		27	H	North Carolina		2 3		57	A	Syracuse		1 3				
21	H	Louisville		1 3		28	A	Florida St.		0 3		57	H	Syracuse		0 3				
						38	N	Michigan St.		0 3		59	H	Virginia		0 3				
						44	A	Miami (FL)		0 3		76	A	Duke		1 3				
						46	A	Pittsburgh		0 3		82	A	Virginia Tech		1 3				
						46	H	Pittsburgh		0 3		82	H	Virginia Tech		0 3				
														</						

Non-Div. I Games:

Boston College

Average RPI Win:	170	WON-LOST RECORD	WINNING PCT. RANK	LAST 10 GAMES	STRENGTH OF SCHEDULE	OPP. STRENGTH OF SCHEDULE	TEAM RPI	ADJ RPI	CONF. RPI	ADJ CONF. RPI	
DIV. I ONLY	9- 21	.3	271	4- 6	43	126	172	.49244	172	16	17
DIV. I NON-CONF.	2- 11	.15385	301	0- 1	40	25	189	.48089	188	19	19
<hr/>											
TOTALS	RPI 1-25	RPI 26-50		W-L RECORDS	RPI 51-100		RPI 101-150		RPI 150+		
9- 21	0- 1	0- 3		OVERALL	2- 8		1- 3		6- 6		
7- 4	0- 0	0- 1		HOME	1- 2		1- 0		5- 1		
2- 11	0- 0	0- 1		AWAY	1- 4		0- 2		1- 4		
0- 6	0- 1	0- 1		NEUTRAL	0- 2		0- 1		0- 1		
<hr/>											
2- 11	0- 1	0- 3		NON-CONFERENCE	1- 5		0- 1		1- 1		
2- 1	0- 0	0- 1		HOME	1- 0		0- 0		1- 0		
0- 5	0- 0	0- 1		AWAY	0- 3		0- 1		0- 0		
0- 5	0- 1	0- 1		NEUTRAL	0- 2		0- 0		0- 1		
<hr/>											
7- 10	0- 0	0- 0		CONFERENCE	1- 3		1- 2		5- 5		
5- 3	0- 0	0- 0		HOME	0- 2		1- 0		4- 1		
2- 6	0- 0	0- 0		AWAY	1- 1		0- 1		1- 4		
0- 1	0- 0	0- 0		NEUTRAL	0- 0		0- 1		0- 0		
<hr/>											
RPI S	Opponent	Score		RPI S	Opponent	Score		RPI S	Opponent	Score	
9 N	Texas A&M	1	3	26 N	Iowa St.	0	3	51 N	Lipscomb	1	3
				35 H	Missouri St.	0	3	53 A	Northwestern	0	3
				36 A	Marquette	0	3	62 A	Cleveland St.	0	3
								62 H	Cleveland St.	2	3
								81 H	Furman	3	2
								83 N	Towson	1	3
								92 A	Iowa	0	3
								94 A	Northern Ill.	1	3
								99 A	Oakland	3	2
								99 H	Oakland	0	3

Non-Div. I Games:

Milwaukee

Average RPI Win: 221		WON-LOST RECORD		WINNING PCT. RANK		LAST 10 GAMES		STRENGTH OF SCHEDULE		OPP. STRENGTH OF SCHEDULE		TEAM RPI		ADJ RPI		CONF. RPI		ADJ CONF. RPI	
Average RPI Loss: 108		14- 16		.46667 183		6- 4		155		161		173		.49221 173		19		18	
DIV. I ONLY		3- 9		.25 271		0- 0		112		136		226		.45398 226		16		14	
DIV. I NON-CONF.																			
TOTALS		RPI 1-25		RPI 26-50		W-L RECORDS		RPI 51-100		RPI 101-150		RPI 150+							
14- 16		0- 1		0- 2		OVERALL		1- 3		2- 7		11- 3							
8- 3		0- 0		0- 0		HOME		1- 0		1- 3		6- 0							
4- 7		0- 1		0- 1		AWAY		0- 1		0- 2		4- 2							
2- 6		0- 0		0- 1		NEUTRAL		0- 2		1- 2		1- 1							
3- 9		0- 1		0- 1		NON-CONFERENCE		0- 1		1- 5		2- 1							
1- 2		0- 0		0- 0		HOME		0- 0		1- 2		0- 0							
1- 2		0- 1		0- 0		AWAY		0- 0		0- 1		1- 0							
1- 5		0- 0		0- 1		NEUTRAL		0- 1		0- 2		1- 1							
11- 7		0- 0		0- 1		CONFERENCE		1- 2		1- 2		9- 2							
7- 1		0- 0		0- 0		HOME		1- 0		0- 1		6- 0							
3- 5		0- 0		0- 1		AWAY		0- 1		0- 1		3- 2							
1- 1		0- 0		0- 0		NEUTRAL		0- 1		1- 0		0- 0							
RPI S	Opponent	Score		RPI S	Opponent	Score		RPI S	Opponent	Score		RPI S	Opponent	Score					
15 A	Hawaii	0	3	30 N	Wichita St.	0	3	56 A	Idaho St.	0	3	103 N	Cal Poly	1	3				
				33 A	Northern Ariz.	1	3	56 N	Idaho St.	1	3	114 H	Washington St.	0	3				
								78 H	Sacramento St.	3	2	117 A	Portland	0	3				
								83 N	Towson	2	3	139 A	North Dakota	0	3				
												139 H	North Dakota	2	3				
												139 N	North Dakota	3	2				
												143 H	UC Irvine	2	3				
												148 N	Oregon St.	0	3				
												150 H	Seattle	3	0				
												152 A	Northern Colo.	1	3				
												152 H	Northern Colo.	3	1				
												184 H	Southern Utah	3	1				
												189 A	Eastern Wash.	0	3				
												189 H	Eastern Wash.	3	1				
												216 H	Portland St.	3	2				
												218 N	Western Caro.	1	3				
												260 A	Montana	3	2				
												260 H	Montana	3	1				
												269 A	Tennessee Tech	3	0				
												274 A	Weber St.	3	1				
												304 A	Montana St.	3	0				
												304 H	Montana St.	3	0				
												314 N	St. Francis Brooklyn	3	0				
				LAST 10 GAMES															
				56 N	Idaho St.	1	3	184 H	Southern Utah	3	1								
				139 N	North Dakota	3	2	260 H	Montana	3	1								
				152 A	Northern Colo.	1	3	304 H	Montana St.	3	0								
				139 A	North Dakota	0	3	56 A	Idaho St.	0	3								
				189 H	Eastern Wash.	3	1	274 A	Weber St.	3	1								

Non-Div. I Games:

Idaho

Average RPI Win: 237		WON-LOST RECORD		WINNING PCT. RANK		LAST 10 GAMES		STRENGTH OF SCHEDULE		OPP. STRENGTH OF SCHEDULE		TEAM RPI		ADJ RPI		CONF. RPI		ADJ CONF. RPI	
DIV. I ONLY		14- 18		.4375 202		3- 7		121		190		176		.49077 174		15		15	
DIV. I NON-CONF.		7- 8		.46667 180		0- 1		147		223		182		.48722 182		17		16	
TOTALS		RPI 1-25		RPI 26-50		W-L RECORDS		RPI 51-100		RPI 101-150		RPI 150+							
14- 18		0- 2		0- 0		OVERALL		0- 6		3- 6		11- 4							
11- 4		0- 1		0- 0		HOME		0- 1		3- 2		8- 0							
2- 10		0- 1		0- 0		AWAY		0- 2		0- 3		2- 4							
1- 4		0- 0		0- 0		NEUTRAL		0- 3		0- 1		1- 0							
7- 8		0- 0		0- 0		NON-CONFERENCE		0- 4		2- 2		5- 2							
6- 1		0- 0		0- 0		HOME		0- 0		2- 1		4- 0							
0- 4		0- 0		0- 0		AWAY		0- 2		0- 0		0- 2							
1- 3		0- 0		0- 0		NEUTRAL		0- 2		0- 1		1- 0							
7- 10		0- 2		0- 0		CONFERENCE		0- 2		1- 4		6- 2							
5- 3		0- 1		0- 0		HOME		0- 1		1- 1		4- 0							
2- 6		0- 1		0- 0		AWAY		0- 0		0- 3		2- 2							
0- 1		0- 0		0- 0		NEUTRAL		0- 1		0- 0		0- 0							
RPI S	Opponent	Score		RPI S	Opponent	Score		RPI S	Opponent	Score		RPI S	Opponent	Score					
20 A	Arkansas St.	0 3						59 N	Virginia	1 3		105 A	Texas St.	0 3					
20 H	Arkansas St.	2 3						70 N	Saint Louis	0 3		105 H	Texas St.	1 3					
								77 A	Chattanooga	1 3		115 A	Little Rock	0 3					
								80 H	Appalachian St.	2 3		115 H	Little Rock	3 0					
								80 N	Appalachian St.	1 3		121 A	Texas-Arlington	2 3					
								93 A	Alabama	0 3		122 N	Valparaiso	0 3					
												127 H	ETSU	3 1					
												129 H	CSU Bakersfield	3 1					
												130 H	Mississippi St.	1 3					
												163 A	South Ala.	1 3					
												163 H	South Ala.	3 2					
												226 A	Ga. Southern	1 3					
												240 N	Eastern Ky.	3 1					
												247 A	Mercer	1 3					
												249 A	Southeastern La.	1 3					
												250 A	La.-Monroe	3 1					
												250 H	La.-Monroe	3 0					
												268 H	Georgia St.	3 1					
												289 H	Florida A&M	3 2					
												290 H	UAB	3 2					
												292 A	La.-Lafayette	3 2					
												292 H	La.-Lafayette	3 1					
												293 H	Alabama St.	3 0					
												316 H	Alabama A&M	3 0					
LAST 10 GAMES																			
	80 N	Appalachian St.	1 3		121 A	Texas-Arlington	2 3		292 A	La.-Lafayette	3 2								
	226 A	Ga. Southern	1 3		163 A	South Ala.	1 3		250 A	La.-Monroe	3 1								
	115 H	Little Rock	3 0		105 H	Texas St.	1 3												
	130 H	Mississippi St.	1 3																
	105 A	Texas St.	0 3																

Non-Div. I Games:

Troy

Average RPI Win:	235	WON-LOST RECORD	WINNING PCT. RANK	LAST 10 GAMES	STRENGTH OF SCHEDULE	OPP. STRENGTH OF SCHEDULE	TEAM RPI	ADJ RPI	CONF. RPI	ADJ CONF. RPI	
Average RPI Loss:	121	14- 15	.48276 176	5- 5	181	191	177	.48969 175	17	16	
DIV. I ONLY		6- 8	.42857 191	0- 0	161	190	194	.47735 193	18	18	
DIV. I NON-CONF.											
<hr/>											
TOTALS	RPI 1-25	RPI 26-50		W-L RECORDS	RPI 51-100		RPI 101-150		RPI 150+		
14- 15	0- 1	0- 1		OVERALL	0- 4		1- 5		13- 4		
5- 5	0- 1	0- 1		HOME	0- 1		0- 1		5- 1		
7- 4	0- 0	0- 0		AWAY	0- 2		1- 1		6- 1		
2- 6	0- 0	0- 0		NEUTRAL	0- 1		0- 3		2- 2		
<hr/>											
6- 8	0- 0	0- 1		NON-CONFERENCE	0- 3		0- 2		6- 2		
2- 1	0- 0	0- 1		HOME	0- 0		0- 0		2- 0		
2- 2	0- 0	0- 0		AWAY	0- 2		0- 0		2- 0		
2- 5	0- 0	0- 0		NEUTRAL	0- 1		0- 2		2- 2		
<hr/>											
8- 7	0- 1	0- 0		CONFERENCE	0- 1		1- 3		7- 2		
3- 4	0- 1	0- 0		HOME	0- 1		0- 1		3- 1		
5- 2	0- 0	0- 0		AWAY	0- 0		1- 1		4- 1		
0- 1	0- 0	0- 0		NEUTRAL	0- 0		0- 1		0- 0		
<hr/>											
RPI S	Opponent	Score	RPI S	Opponent	Score	RPI S	Opponent	Score	RPI S	Opponent	Score
22 H	Dayton	1 3	46 H	Pittsburgh	0 3	70 H	Saint Louis	1 3	101 A	Rhode Island	3 1
						72 A	Temple	2 3	101 N	Rhode Island	2 3
						97 A	Maryland	0 3	104 A	George Washington	0 3
						98 N	Kent St.	1 3	104 H	George Washington	0 3
									106 N	Hofstra	1 3
									145 N	Princeton	0 3
									184 A	VCU	1 3
									184 H	VCU	1 3
									198 A	Rutgers	3 1
									199 H	Colgate	3 0
									203 A	Robert Morris	3 1
									222 N	Howard	2 3
									225 A	George Mason	3 2
									225 H	George Mason	3 2
									227 H	Youngstown St.	3 2
									243 A	Davidson	3 1
									243 H	Davidson	3 0
									260 N	Montana	3 1
									267 N	Binghamton	2 3
									282 A	Fordham	3 1
									287 N	Morgan St.	3 0
									299 A	La Salle	3 0
									299 H	La Salle	3 0
<hr/>											
			LAST 10 GAMES								
			101 N	Rhode Island	2 3	299 A	La Salle	3 0			
			225 A	George Mason	3 2	184 A	VCU	1 3			
			104 A	George Washington	0 3	243 A	Davidson	3 1			
			243 H	Davidson	3 0	104 H	George Washington	0 3			
			184 H	VCU	1 3	225 H	George Mason	3 2			

Non-Div. I Games:

Duquesne

Average RPI Win: 207		WON-LOST	WINNING	LAST 10	STRENGTH OF		OPP. STRENGTH	TEAM	ADJ	CONF.	ADJ CONF.
Average RPI Loss: 116		RECORD	PCT. RANK	GAMES	SCHEDULE		OF SCHEDULE	RPI	RPI	RPI	RPI
DIV. I ONLY		12- 17	.41379	216	3- 7		118	146	180	.48836	178
DIV. I NON-CONF.		8- 5	.61538	120	0- 0		138	166	119	.53306	119
TOTALS		RPI 1-25	RPI 26-50		W-L RECORDS		RPI 51-100		RPI 101-150		RPI 150+
12- 17	0- 0	0- 2		OVERALL		1- 8		3- 2		8- 5	
5- 6	0- 0	0- 0		HOME		0- 4		0- 1		5- 1	
5- 7	0- 0	0- 0		AWAY		1- 3		2- 1		2- 3	
2- 4	0- 0	0- 2		NEUTRAL		0- 1		1- 0		1- 1	
8- 5	0- 0	0- 2		NON-CONFERENCE		0- 1		3- 0		5- 2	
3- 0	0- 0	0- 0		HOME		0- 0		0- 0		3- 0	
3- 1	0- 0	0- 0		AWAY		0- 0		2- 0		1- 1	
2- 4	0- 0	0- 2		NEUTRAL		0- 1		1- 0		1- 1	
4- 12	0- 0	0- 0		CONFERENCE		1- 7		0- 2		3- 3	
2- 6	0- 0	0- 0		HOME		0- 4		0- 1		2- 1	
2- 6	0- 0	0- 0		AWAY		1- 3		0- 1		1- 2	
0- 0	0- 0	0- 0		NEUTRAL		0- 0		0- 0		0- 0	
RPI S	Opponent	Score	RPI S	Opponent	Score	RPI S	Opponent	Score	RPI S	Opponent	Score
			38 N	Michigan St.	0 3	58 A	UNCW	0 3	106 A	Hofstra	0 3
			41 N	Southern Ill.	2 3	58 H	UNCW	0 3	106 H	Hofstra	0 3
						75 A	James Madison	0 3	123 A	UCF	3 2
						75 H	James Madison	0 3	131 N	Jacksonville	3 1
						83 A	Towson	3 2	140 A	New Hampshire	3 0
						83 H	Towson	2 3	152 N	Northern Colo.	2 3
						87 A	Col. of Charleston	2 3	154 A	North Carolina St.	0 3
						87 H	Col. of Charleston	2 3	171 N	Boston College	3 2
						95 N	Ole Miss	0 3	193 A	Penn	3 1
									246 A	William & Mary	0 3
									246 H	William & Mary	1 3
									253 H	Sacred Heart	3 2
									262 A	Elon	3 1
									262 H	Elon	3 2
									272 A	Northeastern	1 3
									272 H	Northeastern	3 1
									287 H	Morgan St.	3 0
									309 H	Loyola Maryland	3 0
LAST 10 GAMES											
			58 H	UNCW	0 3	262 H	Elon	3 2			
			87 H	Col. of Charleston	2 3	75 A	James Madison	0 3			
			106 A	Hofstra	0 3	83 A	Towson	3 2			
			272 A	Northeastern	1 3	272 H	Northeastern	3 1			
			246 H	William & Mary	1 3	106 H	Hofstra	0 3			

Non-Div. I Games:

Delaware

Average RPI Win:	261	WON-LOST RECORD	WINNING PCT. RANK	LAST 10 GAMES	STRENGTH OF SCHEDULE	OPP. STRENGTH OF SCHEDULE	TEAM RPI	ADJ RPI	CONF. RPI	ADJ CONF. RPI				
DIV. I ONLY		21- 10	.67742	67	7- 3	299	269	175	.48809	179	26	26		
DIV. I NON-CONF.		10- 6	.625	118	0- 0	322	269	236	.44409	238	27	27		
<hr/>														
TOTALS	RPI 1-25	RPI 26-50		W-L RECORDS		RPI 51-100		RPI 101-150		RPI 150+				
21- 10	0- 0	0- 0		OVERALL		0- 2		0- 2		21- 6				
11- 5	0- 0	0- 0		HOME		0- 1		0- 0		11- 4				
7- 4	0- 0	0- 0		AWAY		0- 1		0- 1		7- 2				
3- 1	0- 0	0- 0		NEUTRAL		0- 0		0- 1		3- 0				
<hr/>														
10- 6	0- 0	0- 0		NON-CONFERENCE		0- 0		0- 2		10- 4				
5- 3	0- 0	0- 0		HOME		0- 0		0- 0		5- 3				
2- 2	0- 0	0- 0		AWAY		0- 0		0- 1		2- 1				
3- 1	0- 0	0- 0		NEUTRAL		0- 0		0- 1		3- 0				
<hr/>														
11- 4	0- 0	0- 0		CONFERENCE		0- 2		0- 0		11- 2				
6- 2	0- 0	0- 0		HOME		0- 1		0- 0		6- 1				
5- 2	0- 0	0- 0		AWAY		0- 1		0- 0		5- 1				
0- 0	0- 0	0- 0		NEUTRAL		0- 0		0- 0		0- 0				
<hr/>														
RPI S	Opponent	Score	RPI S	Opponent	Score	RPI S	Opponent	Score	RPI S	Opponent	Score			
						84 A Coastal Caro.	1	3	116 A UNCG	1	3			
						84 H Coastal Caro.	0	3	128 N Memphis	0	3			
						159 H Marshall	2	3						
						167 A Liberty	1	3						
						167 H Liberty	3	1						
						177 H Wake Forest	1	3						
						194 A Campbell	3	1						
						194 H Campbell	3	2						
						194 H Campbell	0	3						
						211 N Wofford	3	2						
						218 A Western Caro.	3	0						
						219 A Radford	3	2						
						219 H Radford	3	1						
						220 A Georgia	0	3						
						236 H Winthrop	3	1						
						241 A UNC Asheville	3	2						
						243 H Davidson	3	1						
						262 H Elon	3	2						
						268 H Georgia St.	2	3						
						282 N Fordham	3	0						
						285 N Coppin St.	3	0						
						LAST 10 GAMES						306 A Charleston So.	3	0
						194 H Campbell	0	3	311 A Gardner-Webb	3	0	306 H Charleston So.	3	1
						84 H Coastal Caro.	0	3	241 A UNC Asheville	3	2	309 H Loyola Maryland	3	1
						306 H Charleston So.	3	1	194 A Campbell	3	1	310 H Presbyterian	3	0
						219 A Radford	3	2	306 A Charleston So.	3	0	311 A Gardner-Webb	3	0
						167 A Liberty	1	3	310 H Presbyterian	3	0	317 A Saint Francis (PA)	3	0

Non-Div. I Games:

High Point

RPI	S	Opponent	Score	
321	H	N.C. A&T	3	0
329	H	South Carolina St.	3	0

High Point

H
i
g
h
P
o
i
n
t

H
i
g
h
P
o
i
n
t

Average RPI Win:		246	WON-LOST RECORD		WINNING PCT. RANK		LAST 10 GAMES		STRENGTH OF SCHEDULE		OPP. STRENGTH OF SCHEDULE		TEAM RPI		ADJ RPI		CONF. RPI		ADJ CONF. RPI				
Average RPI Loss:		132	17- 17		.5 160		5- 5		186		241		181		.48757 180		24		24				
DIV. I ONLY			17- 17		.5 160		5- 5		186		241		181		.48757 180		24		24				
DIV. I NON-CONF.			7- 7		.5 160		1- 0		222		225		197		.47432 197		24		24				
TOTALS		RPI 1-25		RPI 26-50		W-L RECORDS		RPI 51-100		RPI 101-150		RPI 150+											
17- 17		0- 1		0- 1		OVERALL		0- 4		1- 3		16- 8											
10- 3		0- 0		0- 0		HOME		0- 1		0- 1		10- 1											
3- 9		0- 0		0- 1		AWAY		0- 1		0- 2		3- 5											
4- 5		0- 1		0- 0		NEUTRAL		0- 2		1- 0		3- 2											
7- 7		0- 1		0- 1		NON-CONFERENCE		0- 1		1- 1		6- 3											
5- 0		0- 0		0- 0		HOME		0- 0		0- 0		5- 0											
1- 3		0- 0		0- 1		AWAY		0- 0		0- 1		1- 1											
1- 4		0- 1		0- 0		NEUTRAL		0- 1		1- 0		0- 2											
10- 10		0- 0		0- 0		CONFERENCE		0- 3		0- 2		10- 5											
5- 3		0- 0		0- 0		HOME		0- 1		0- 1		5- 1											
2- 6		0- 0		0- 0		AWAY		0- 1		0- 1		2- 4											
3- 1		0- 0		0- 0		NEUTRAL		0- 1		0- 0		3- 0											
RPI	S	Opponent		Score		RPI	S	Opponent		Score		RPI	S	Opponent		Score		RPI	S	Opponent		Score	
19	N	Loyola Marymount		2	3	33	A	Northern Ariz.		0	3	67	A	A&M-Corpus Christi		1	3	109	A	Tulsa		1	3
												67	H	A&M-Corpus Christi		0	3	135	A	Central Ark.		0	3
												67	N	A&M-Corpus Christi		1	3	135	H	Central Ark.		1	3
												88	N	North Texas		0	3	136	N	Samford		3	2
																		163	A	South Ala.		2	3
																		167	N	Liberty		1	3
																		168	A	Stephen F. Austin		1	3
																		168	N	Stephen F. Austin		3	1
																		181	N	Oral Roberts		1	3
																		190	A	McNeese St.		0	3
																		190	N	McNeese St.		3	1
																		195	A	Sam Houston St.		1	3
																		195	H	Sam Houston St.		3	0
																		195	N	Sam Houston St.		3	0
																		217	A	Lamar		1	3
																		217	H	Lamar		3	2
																		231	H	Abilene Christian		3	2
																		244	H	Louisiana Tech		3	0
																		248	H	New Orleans		3	1
																		249	H	Southeastern La.		1	3
																		251	H	UTRGV		3	0
																		277	H	Incarnate Word		3	1
																		279	A	Northwestern St.		3	0
																		284	A	Nicholls St.		3	0
																		301	H	Texas Southern		3	0
																		320	A	Prairie View		3	0
																		320	H	Prairie View		3	0
LAST 10 GAMES																							
						67	N	A&M-Corpus Christi		1	3	135	H	Central Ark.		1	3	279	A	Northwestern St.		3	0
						195	N	Sam Houston St.		3	0	67	A	A&M-Corpus Christi		1	3	284	A	Nicholls St.		3	0
						168	N	Stephen F. Austin		3	1	217	H	Lamar		3	2	301	H	Texas Southern		3	0
						195	A	Sam Houston St.		1	3	195	H	Sam Houston St.		3	0	320	A	Prairie View		3	0
						217	A	Lamar		1	3	301	H	Texas Southern		3	0	320	H	Prairie View		3	0

Non-Div. I Games:

Houston Baptist

Houston Baptist

Average RPI Win:	215	WON-LOST	WINNING	LAST 10	STRENGTH OF	OPP. STRENGTH	TEAM	ADJ	CONF.	ADJ CONF.	
Average RPI Loss:	131	RECORD	PCT. RANK	GAMES	SCHEDULE	OF SCHEDULE	RPI	RPI	RPI	RPI	
DIV. I ONLY	14- 16	.46667	183	4- 6	184	189	187	.48682	181	21	22
DIV. I NON-CONF.	6- 7	.46154	185	0- 0	106	137	145	.51321	143	21	21
<hr/>											
TOTALS	RPI 1-25	RPI 26-50		W-L RECORDS	RPI 51-100		RPI 101-150		RPI 150+		
14- 16	0- 0	2- 1		OVERALL	0- 4		2- 4		10- 7		
4- 6	0- 0	0- 0		HOME	0- 1		1- 3		3- 2		
4- 7	0- 0	0- 1		AWAY	0- 2		1- 1		3- 3		
6- 3	0- 0	2- 0		NEUTRAL	0- 1		0- 0		4- 2		
<hr/>											
6- 7	0- 0	2- 1		NON-CONFERENCE	0- 2		0- 2		4- 2		
0- 2	0- 0	0- 0		HOME	0- 0		0- 2		0- 0		
0- 3	0- 0	0- 1		AWAY	0- 1		0- 0		0- 1		
6- 2	0- 0	2- 0		NEUTRAL	0- 1		0- 0		4- 1		
<hr/>											
8- 9	0- 0	0- 0		CONFERENCE	0- 2		2- 2		6- 5		
4- 4	0- 0	0- 0		HOME	0- 1		1- 1		3- 2		
4- 4	0- 0	0- 0		AWAY	0- 1		1- 1		3- 2		
0- 1	0- 0	0- 0		NEUTRAL	0- 0		0- 0		0- 1		
<hr/>											
RPI S	Opponent	Score	RPI S	Opponent	Score	RPI S	Opponent	Score	RPI S	Opponent	Score
			35 A	Missouri St.	1 3	85 A	Denver	1 3	109 H	Tulsa	0 3
			36 N	Marquette	3 2	85 H	Denver	2 3	113 A	IUPUI	2 3
			44 N	Miami (FL)	3 1	88 N	North Texas	1 3	113 H	IUPUI	3 1
						95 A	Ole Miss	0 3	121 H	Texas-Arlington	1 3
									124 A	North Dakota St.	3 1
									124 H	North Dakota St.	0 3
									157 A	UNLV	1 3
									162 A	Omaha	0 3
									162 H	Omaha	0 3
									162 N	Omaha	0 3
									180 N	Houston Baptist	3 1
									187 A	South Dakota	2 3
									187 H	South Dakota	1 3
									216 N	Portland St.	0 3
									238 N	Tennessee St.	3 0
									249 N	Southeastern La.	3 1
									276 A	South Dakota St.	3 2
									276 H	South Dakota St.	3 2
									279 N	Northwestern St.	3 1
									281 A	IPFW	3 1
									281 H	IPFW	3 0
									313 A	Western Ill.	3 1
									313 H	Western Ill.	3 2
<hr/>											
			LAST 10 GAMES								
			162 N	Omaha	0 3	113 A	IUPUI	2 3			
			124 H	North Dakota St.	0 3	281 A	IPFW	3 1			
			85 H	Denver	2 3	276 H	South Dakota St.	3 2			
			162 A	Omaha	0 3	187 H	South Dakota	1 3			
			313 A	Western Ill.	3 1	313 H	Western Ill.	3 2			

Non-Div. I Games:

Oral Roberts

Average RPI Win:	140	WON-LOST RECORD	WINNING PCT. RANK	LAST 10 GAMES	STRENGTH OF SCHEDULE	OPP. STRENGTH OF SCHEDULE	TEAM RPI	ADJ RPI	CONF. RPI	ADJ CONF. RPI	
Average RPI Loss:	73										
DIV. I ONLY	9- 22	.29032	273	1- 9	84	37	183	.4867	182	3	3
DIV. I NON-CONF.	6- 5	.54545	144	0- 0	135	145	137	.51862	136	2	2
<hr/>											
TOTALS	RPI 1-25	RPI 26-50		W-L RECORDS	RPI 51-100		RPI 101-150		RPI 150+		
9- 22	0- 6	1- 5		OVERALL	0- 4		4- 5		4- 2		
5- 10	0- 3	1- 2		HOME	0- 2		1- 3		3- 0		
1- 10	0- 3	0- 3		AWAY	0- 2		1- 2		0- 0		
3- 2	0- 0	0- 0		NEUTRAL	0- 0		2- 0		1- 2		
6- 5	0- 0	0- 0		NON-CONFERENCE	0- 2		2- 1		4- 2		
3- 2	0- 0	0- 0		HOME	0- 1		0- 1		3- 0		
0- 1	0- 0	0- 0		AWAY	0- 1		0- 0		0- 0		
3- 2	0- 0	0- 0		NEUTRAL	0- 0		2- 0		1- 2		
3- 17	0- 6	1- 5		CONFERENCE	0- 2		2- 4		0- 0		
2- 8	0- 3	1- 2		HOME	0- 1		1- 2		0- 0		
1- 9	0- 3	0- 3		AWAY	0- 1		1- 2		0- 0		
0- 0	0- 0	0- 0		NEUTRAL	0- 0		0- 0		0- 0		
RPI S	Opponent	Score	RPI S	Opponent	Score	RPI S	Opponent	Score	RPI S	Opponent	Score
4 A	Southern California	0 3	40 A	Arizona St.	0 3	55 A	Kansas St.	1 3	114 A	Washington St.	0 3
8 A	Washington	0 3	40 H	Arizona St.	3 1	66 A	Colorado	1 3	114 H	Washington St.	3 0
8 H	Washington	0 3	44 A	Oregon	0 3	66 H	Colorado	0 3	120 N	Army West Point	3 1
12 H	UCLA	0 3	44 H	Oregon	0 3	68 H	Pacific	0 3	133 A	Utah	3 2
13 A	Stanford	1 3	50 A	Arizona	1 3				133 H	Utah	2 3
13 H	Stanford	1 3	50 H	Arizona	1 3				134 N	Harvard	3 2
									148 A	Oregon St.	0 3
									148 H	Oregon St.	0 3
									150 H	Seattle	0 3
									157 N	UNLV	3 2
									170 N	Green Bay	0 3
									186 H	Nevada	3 0
									189 H	Eastern Wash.	3 0
									191 H	St. Mary's (CA)	3 0
									205 N	Air Force	2 3
<hr/>											
LAST 10 GAMES											
4 A Southern California			0 3	114 A Washington St.			0 3				
13 A Stanford			1 3	44 A Oregon			0 3				
66 H Colorado			0 3	148 A Oregon St.			0 3				
133 H Utah			2 3	50 H Arizona			1 3				
8 A Washington			0 3	40 H Arizona St.			3 1				

Non-Div. I Games:

California

Average RPI Win: 276		WON-LOST RECORD	WINNING PCT. RANK		LAST 10 GAMES	STRENGTH OF SCHEDULE	OPP. STRENGTH OF SCHEDULE	TEAM RPI	ADJ RPI	CONF. RPI	ADJ CONF. RPI	
Average RPI Loss: 218												
DIV. I ONLY		21- 10	.67742	67	8- 2	286	311	174	.48583	183	30	30
DIV. I NON-CONF.		7- 4	.63636	114	0- 0	263	299	184	.47799	192	30	30
<hr/>												
TOTALS		RPI 1-25		RPI 26-50		W-L RECORDS		RPI 51-100		RPI 101-150		RPI 150+
21- 10		0- 0		0- 0		OVERALL		0- 0		1- 0		20- 10
11- 2		0- 0		0- 0		HOME		0- 0		0- 0		11- 2
7- 6		0- 0		0- 0		AWAY		0- 0		1- 0		6- 6
3- 2		0- 0		0- 0		NEUTRAL		0- 0		0- 0		3- 2
7- 4		0- 0		0- 0		NON-CONFERENCE		0- 0		1- 0		6- 4
4- 0		0- 0		0- 0		HOME		0- 0		0- 0		4- 0
1- 3		0- 0		0- 0		AWAY		0- 0		1- 0		0- 3
2- 1		0- 0		0- 0		NEUTRAL		0- 0		0- 0		2- 1
14- 6		0- 0		0- 0		CONFERENCE		0- 0		0- 0		14- 6
7- 2		0- 0		0- 0		HOME		0- 0		0- 0		7- 2
6- 3		0- 0		0- 0		AWAY		0- 0		0- 0		6- 3
1- 1		0- 0		0- 0		NEUTRAL		0- 0		0- 0		1- 1
RPI	S	Opponent	Score	RPI	S	Opponent	Score	RPI	S	Opponent	Score	
										120 A	Army West Point	3 1
										156 A	Lehigh	0 3
										158 A	Fairfield	1 3
										158 H	Fairfield	2 3
										158 N	Fairfield	1 3
										207 A	Siena	1 3
										207 H	Siena	3 0
										217 A	Lamar	0 3
										221 H	Bryant	3 2
										232 H	Bucknell	3 1
										256 A	Manhattan	3 2
										256 H	Manhattan	1 3
										271 A	Niagara	3 1
										271 H	Niagara	3 0
										271 N	Niagara	3 0
										280 N	Morehead St.	3 1
										283 A	Rider	1 3
										283 H	Rider	3 1
										290 N	UAB	0 3
										294 A	Canisius	3 1
										294 H	Canisius	3 2
										296 A	Iona	3 1
										296 H	Iona	3 1
										297 H	NJIT	3 0
										299 H	La Salle	3 0
										300 A	Lafayette	2 3
										301 N	Texas Southern	3 1
	</											

Non-Div. I Games:

Marist

RPI	S	Opponent	Score	
324	A	Saint Peter's	3	0
324	H	Saint Peter's	3	0
330	A	Quinnipiac	3	1
330	H	Quinnipiac	3	0

Marist

M
a
r
i
s
t

M
a
r
i
s
t

Average RPI Win: 225		WON-LOST RECORD		WINNING PCT. RANK		LAST 10 GAMES		STRENGTH OF SCHEDULE		OPP. STRENGTH OF SCHEDULE		TEAM RPI		ADJ RPI		CONF. RPI		ADJ CONF. RPI					
Average RPI Loss: 119																							
DIV. I ONLY		14- 17		.45161 198		6- 4		172		167		184		.48502 184		17		16					
DIV. I NON-CONF.		6- 10		.375 232		0- 1		145		148		201		.47145 200		18		18					
TOTALS		RPI 1-25		RPI 26-50		W-L RECORDS		RPI 51-100		RPI 101-150		RPI 150+											
14- 17		0- 1		0- 3		OVERALL		1- 3		1- 5		12- 5											
6- 4		0- 0		0- 0		HOME		0- 0		0- 2		6- 2											
6- 7		0- 1		0- 1		AWAY		1- 1		0- 2		5- 2											
2- 6		0- 0		0- 2		NEUTRAL		0- 2		1- 1		1- 1											
6- 10		0- 0		0- 3		NON-CONFERENCE		0- 3		1- 1		5- 3											
2- 1		0- 0		0- 0		HOME		0- 0		0- 0		2- 1											
2- 3		0- 0		0- 1		AWAY		0- 1		0- 0		2- 1											
2- 6		0- 0		0- 2		NEUTRAL		0- 2		1- 1		1- 1											
8- 7		0- 1		0- 0		CONFERENCE		1- 0		0- 4		7- 2											
4- 3		0- 0		0- 0		HOME		0- 0		0- 2		4- 1											
4- 4		0- 1		0- 0		AWAY		1- 0		0- 2		3- 1											
0- 0		0- 0		0- 0		NEUTRAL		0- 0		0- 0		0- 0											
RPI	S	Opponent		Score		RPI	S	Opponent		Score		RPI	S	Opponent		Score		RPI	S	Opponent		Score	
22	A	Dayton		1 3		26	N	Iowa St.		0 3		55	N	Kansas St.		1 3		101	A	Rhode Island		1 3	
						32	A	Purdue		0 3		59	A	Virginia		1 3		101	H	Rhode Island		2 3	
						49	N	Ohio		0 3		70	A	Saint Louis		3 2		104	A	George Washington		0 3	
												80	N	Appalachian St.		0 3		104	H	George Washington		2 3	
																		106	N	Hofstra		3 0	
																		150	N	Seattle		0 3	
																		167	A	Liberty		0 3	
																		175	A	Duquesne		3 1	
																		175	H	Duquesne		3 1	
																		177	A	Wake Forest		3 1	
																		220	N	Georgia		1 3	
																		225	H	George Mason		1 3	
																		234	A	Middle Tenn.		3 0	
																		242	H	UMES		1 3	
																		243	A	Davidson		3 1	
																		243	H	Davidson		3 0	
																		246	H	William & Mary		3 2	
																		273	N	Austin Peay		3 1	
																		282	A	Fordham		0 3	
																		282	H	Fordham		3 2	
																		299	A	La Salle		3 0	
																		299	H	La Salle		3 2	
																		322	H	Hampton		3 1	
LAST 10 GAMES						LAST 10 GAMES						LAST 10 GAMES						LAST 10 GAMES					
104 A George Washington						0 3						175 A Duquesne						3 1					
101 H Rhode Island						2 3						243 H Davidson						3 0					
282 H Fordham						3 2						175 H Duquesne						3 1					
242 H UMES						1 3						299 H La Salle						3 2					
299 A La Salle						3 0						22 A Dayton						1 3					

Non-Div. I Games:

VCU

Average RPI Win: 245		WON-LOST	WINNING	LAST 10	STRENGTH OF		OPP. STRENGTH	TEAM	ADJ	CONF.	ADJ CONF.
Average RPI Loss: 108		RECORD	PCT. RANK	GAMES	SCHEDULE		OF SCHEDULE	RPI	RPI	RPI	RPI
DIV. I ONLY		15- 15	.5	160	3- 7		218	192	184	.48502	184
DIV. I NON-CONF.		9- 4	.69231	79	0- 0		277	233	168	.49661	168
TOTALS		RPI 1-25	RPI 26-50		W-L RECORDS		RPI 51-100		RPI 101-150		RPI 150+
15- 15	0- 0	0- 3		OVERALL		0- 5		2- 3		13- 4	
2- 6	0- 0	0- 1		HOME		0- 2		0- 1		2- 2	
6- 6	0- 0	0- 2		AWAY		0- 1		1- 0		5- 2	
7- 3	0- 0	0- 0		NEUTRAL		0- 1		1- 2		6- 0	
9- 4	0- 0	0- 0		NON-CONFERENCE		0- 1		2- 2		7- 1	
0- 0	0- 0	0- 0		HOME		0- 0		0- 0		0- 0	
2- 1	0- 0	0- 0		AWAY		0- 0		1- 0		1- 1	
7- 3	0- 0	0- 0		NEUTRAL		0- 1		1- 2		6- 0	
6- 11	0- 0	0- 3		CONFERENCE		0- 4		0- 1		6- 3	
2- 6	0- 0	0- 1		HOME		0- 2		0- 1		2- 2	
4- 5	0- 0	0- 2		AWAY		0- 2		0- 0		4- 1	
0- 0	0- 0	0- 0		NEUTRAL		0- 0		0- 0		0- 0	
RPI S	Opponent	Score	RPI S	Opponent	Score	RPI S	Opponent	Score	RPI S	Opponent	Score
			33 A	Northern Ariz.	1 3	56 A	Idaho St.	0 3	117 N	Portland	3 0
			33 A	Northern Ariz.	0 3	56 H	Idaho St.	0 3	118 N	San Francisco	1 3
			33 H	Northern Ariz.	0 3	78 A	Sacramento St.	2 3	126 N	UC Davis	0 3
						78 H	Sacramento St.	0 3	130 A	Mississippi St.	3 0
						90 N	Gonzaga	0 3	139 H	North Dakota	2 3
									152 H	Northern Colo.	3 1
									173 A	Idaho	1 3
									189 H	Eastern Wash.	1 3
									204 A	Fresno St.	0 3
									216 A	Portland St.	3 0
									216 H	Portland St.	1 3
									234 N	Middle Tenn.	3 0
									250 N	La.-Monroe	3 0
									260 A	Montana	3 0
									261 A	Utah St.	3 1
									271 N	Niagara	3 0
									274 A	Weber St.	3 0
									274 H	Weber St.	3 1
									304 A	Montana St.	3 0
									306 N	Charleston So.	3 0
									307 N	Jackson St.	3 0
									326 N	Ark.-Pine Bluff	3 0
LAST 10 GAMES											
			33 A	Northern Ariz.	0 3	56 A	Idaho St.	0 3			
			78 H	Sacramento St.	0 3	274 A	Weber St.	3 0			
			216 H	Portland St.	1 3	139 H	North Dakota	2 3			
			33 A	Northern Ariz.	1 3	152 H	Northern Colo.	3 1			
			173 A	Idaho	1 3	274 H	Weber St.	3 1			

Non-Div. I Games:

Southern Utah

Average RPI Win:	201	WON-LOST RECORD	WINNING PCT. RANK	LAST 10 GAMES	STRENGTH OF SCHEDULE	OPP. STRENGTH OF SCHEDULE	TEAM RPI	ADJ RPI	CONF. RPI	ADJ CONF. RPI	
Average RPI Loss:	113	12- 18	.4 222	4- 6	130	138	188	.48451	186	10	10
DIV. I ONLY		5- 7	.41667 204	0- 0	199	168	207	.46662	207	10	10
DIV. I NON-CONF.											
<hr/>											
TOTALS	RPI 1-25	RPI 26-50		W-L RECORDS	RPI 51-100		RPI 101-150		RPI 150+		
12- 18	0- 2	1- 4		OVERALL	0- 2		1- 5		10- 5		
9- 3	0- 1	1- 1		HOME	0- 0		1- 1		7- 0		
1- 12	0- 1	0- 2		AWAY	0- 1		0- 3		1- 5		
2- 3	0- 0	0- 1		NEUTRAL	0- 1		0- 1		2- 0		
<hr/>											
5- 7	0- 0	0- 1		NON-CONFERENCE	0- 2		1- 2		4- 2		
3- 0	0- 0	0- 0		HOME	0- 0		1- 0		2- 0		
0- 4	0- 0	0- 0		AWAY	0- 1		0- 1		0- 2		
2- 3	0- 0	0- 1		NEUTRAL	0- 1		0- 1		2- 0		
<hr/>											
7- 11	0- 2	1- 3		CONFERENCE	0- 0		0- 3		6- 3		
6- 3	0- 1	1- 1		HOME	0- 0		0- 1		5- 0		
1- 8	0- 1	0- 2		AWAY	0- 0		0- 2		1- 3		
0- 0	0- 0	0- 0		NEUTRAL	0- 0		0- 0		0- 0		
<hr/>											
RPI S	Opponent	Score	RPI S	Opponent	Score	RPI S	Opponent	Score	RPI S	Opponent	Score
25 A	Colorado St.	0 3	37 N	Santa Clara	0 3	78 A	Sacramento St.	1 3	107 A	New Mexico	1 3
25 H	Colorado St.	0 3	42 A	Wyoming	0 3	98 N	Kent St.	1 3	107 H	New Mexico	1 3
			42 H	Wyoming	3 2				112 H	Miami (OH)	3 0
			43 A	Boise St.	0 3				117 A	Portland	1 3
			43 H	Boise St.	1 3				145 A	San Diego St.	0 3
									150 N	Seattle	0 3
									157 A	UNLV	0 3
									157 H	UNLV	3 1
									182 A	California	0 3
									189 N	Eastern Wash.	3 0
									204 A	Fresno St.	0 3
									204 H	Fresno St.	3 1
									205 A	Air Force	3 2
									205 H	Air Force	3 0
									216 A	Portland St.	0 3
									229 H	San Jose St.	3 0
									235 N	UC Riverside	3 2
									261 A	Utah St.	1 3
									261 H	Utah St.	3 0
									274 H	Weber St.	3 2
									304 H	Montana St.	3 0
<hr/>											
LAST 10 GAMES											
145 A San Diego St.					0 3	157 H UNLV					3 1
229 H San Jose St.					3 0	25 A Colorado St.					0 3
43 A Boise St.					0 3	42 A Wyoming					0 3
261 A Utah St.					1 3	205 H Air Force					3 0
204 H Fresno St.					3 1	107 H New Mexico					1 3

Non-Div. I Games:

Nevada

Average RPI Win:		220	WON-LOST RECORD		WINNING PCT. RANK		LAST 10 GAMES		STRENGTH OF SCHEDULE		OPP. STRENGTH OF SCHEDULE		TEAM RPI	ADJ RPI		CONF. RPI	ADJ CONF. RPI	
DIV. I ONLY			15- 16		.48387 173		6- 4		201		181		182	.48296 187		21	22	
DIV. I NON-CONF.			6- 7		.46154 185		0- 0		171		126		178	.48905 178		21	21	
TOTALS		RPI 1-25		RPI 26-50		W-L RECORDS		RPI 51-100		RPI 101-150		RPI 150+						
15- 16		0- 1		0- 3		OVERALL		0- 3		3- 4		12- 5						
5- 3		0- 0		0- 0		HOME		0- 1		2- 0		3- 2						
3- 10		0- 0		0- 3		AWAY		0- 2		0- 3		3- 2						
7- 3		0- 1		0- 0		NEUTRAL		0- 0		1- 1		6- 1						
6- 7		0- 1		0- 3		NON-CONFERENCE		0- 0		0- 2		6- 1						
0- 0		0- 0		0- 0		HOME		0- 0		0- 0		0- 0						
0- 4		0- 0		0- 3		AWAY		0- 0		0- 1		0- 0						
6- 3		0- 1		0- 0		NEUTRAL		0- 0		0- 1		6- 1						
9- 9		0- 0		0- 0		CONFERENCE		0- 3		3- 2		6- 4						
5- 3		0- 0		0- 0		HOME		0- 1		2- 0		3- 2						
3- 6		0- 0		0- 0		AWAY		0- 2		0- 2		3- 2						
1- 0		0- 0		0- 0		NEUTRAL		0- 0		1- 0		0- 0						
RPI	S	Opponent		Score		RPI	S	Opponent		Score		RPI	S	Opponent		Score		
17	N	Ohio St.		0	3	32	A	Purdue		0	3	85	A	Denver		1	3	
						42	A	Wyoming		0	3	85	A	Denver		1	3	
						50	A	Arizona		0	3	85	H	Denver		0	3	
														113	A	IUPUI	2	3
														113	H	IUPUI	3	1
														124	A	North Dakota St.	1	3
														124	H	North Dakota St.	3	0
														124	N	North Dakota St.	3	2
														139	A	North Dakota	0	3
														147	N	Butler	0	3
														162	A	Omaha	1	3
														162	H	Omaha	1	3
														170	N	Green Bay	1	3
														181	A	Oral Roberts	3	1
														181	H	Oral Roberts	3	2
														192	N	Ball St.	3	2
														208	N	Drake	3	1
														214	N	Notre Dame	3	2
														224	N	CSUN	3	0
														276	A	South Dakota St.	0	3
														276	H	South Dakota St.	3	1
														281	A	IPFW	3	2
														281	H	IPFW	3	0
														289	N	Florida A&M	3	0
														295	N	Jacksonville St.	3	0
														313	A	Western Ill.	3	0
														313	H	Western Ill.	2	3
LAST 10 GAMES																		
						85	A	Denver		1	3	313	A	Western Ill.		3	0	
						124	N	North Dakota St.		3	2	85	H	Denver		0	3	
						281	A	IPFW		3	2	124	H	North Dakota St.		3	0	
						113	A	IUPUI		2	3	162	H	Omaha		1	3	
						276	H	South Dakota St.		3	1	181	A	Oral Roberts		3	1	

Non-Div. I Games:

South Dakota

Average RPI Win: 216		WON-LOST	WINNING	LAST 10	STRENGTH OF		OPP. STRENGTH	TEAM	ADJ		CONF.	ADJ CONF.	
Average RPI Loss: 143		RECORD	PCT. RANK	GAMES	SCHEDULE		OF SCHEDULE	RPI	RPI		RPI	RPI	
DIV. I ONLY		14- 16	.46667	183	6- 4		182	204	186	.48285	188	16	17
DIV. I NON-CONF.		5- 7	.41667	204	0- 0		285	199	258	.4259	259	19	19
<hr/>													
TOTALS		RPI 1-25		RPI 26-50		W-L RECORDS		RPI 51-100		RPI 101-150		RPI 150+	
14- 16		0- 0		0- 0		OVERALL		1- 7		1- 2		12- 7	
4- 4		0- 0		0- 0		HOME		1- 1		0- 1		3- 2	
6- 9		0- 0		0- 0		AWAY		0- 5		1- 1		5- 3	
4- 3		0- 0		0- 0		NEUTRAL		0- 1		0- 0		4- 2	
5- 7		0- 0		0- 0		NON-CONFERENCE		0- 3		0- 1		5- 3	
0- 0		0- 0		0- 0		HOME		0- 0		0- 0		0- 0	
2- 4		0- 0		0- 0		AWAY		0- 2		0- 1		2- 1	
3- 3		0- 0		0- 0		NEUTRAL		0- 1		0- 0		3- 2	
9- 9		0- 0		0- 0		CONFERENCE		1- 4		1- 1		7- 4	
4- 4		0- 0		0- 0		HOME		1- 1		0- 1		3- 2	
4- 5		0- 0		0- 0		AWAY		0- 3		1- 0		3- 2	
1- 0		0- 0		0- 0		NEUTRAL		0- 0		0- 0		1- 0	
RPI S	Opponent	Score	RPI S	Opponent	Score	RPI S	Opponent	Score	RPI S	Opponent	Score		
						61 N	Arkansas	1 3	112 A	Miami (OH)	0 3		
						62 A	Cleveland St.	0 3	122 A	Valparaiso	3 2		
						62 A	Cleveland St.	2 3	122 H	Valparaiso	1 3		
						62 H	Cleveland St.	3 2	170 A	Green Bay	3 2		
						65 A	Xavier	0 3	170 H	Green Bay	3 2		
						86 A	Cincinnati	0 3	170 N	Green Bay	3 1		
						99 A	Oakland	2 3	172 A	Milwaukee	0 3		
						99 H	Oakland	0 3	172 H	Milwaukee	2 3		
									196 N	Eastern Mich.	0 3		
									227 A	Youngstown St.	3 2		
									227 H	Youngstown St.	3 0		
									228 A	Wright St.	0 3		
									228 H	Wright St.	3 0		
									230 A	Ill.-Chicago	3 1		
									230 H	Ill.-Chicago	1 3		
									240 A	Eastern Ky.	0 3		
									244 N	Louisiana Tech	3 1		
									265 A	Evansville	3 0		
									281 N	IPFW	0 3		
									288 A	SIUE	3 2		
									307 N	Jackson St.	3 1		
									313 N	Western Ill.	3 1		
LAST 10 GAMES													
						62 A	Cleveland St.	2 3	170 H	Green Bay	3 2		
						170 N	Green Bay	3 1	172 H	Milwaukee	2 3		
						99 A	Oakland	2 3	228 H	Wright St.	3 0		
						62 A	Cleveland St.	0 3	122 A	Valparaiso	3 2		
						227 A	Youngstown St.	3 2	230 A	Ill.-Chicago	3 1		

Non-Div. I Games:

Northern Ky.

Average RPI Win:		221	WON-LOST RECORD		WINNING PCT. RANK		LAST 10 GAMES		STRENGTH OF SCHEDULE		OPP. STRENGTH OF SCHEDULE		TEAM RPI		ADJ RPI		CONF. RPI		ADJ CONF. RPI				
DIV. I ONLY			13- 14		.48148	178	2- 8		223	160	189	.48195	189	19	18								
DIV. I NON-CONF.			4- 6		.4	216	0- 0		181	153	204	.46835	203	16	14								
TOTALS		RPI 1-25		RPI 26-50		W-L RECORDS		RPI 51-100		RPI 101-150		RPI 150+											
13- 14	0- 2			0- 1	OVERALL		1- 2		1- 3		11- 6												
6- 2	0- 0			0- 1	HOME		1- 0		1- 0		4- 1												
5- 7	0- 1			0- 0	AWAY		0- 1		0- 1		5- 4												
2- 5	0- 1			0- 0	NEUTRAL		0- 1		0- 2		2- 1												
4- 6	0- 2			0- 0	NON-CONFERENCE		0- 0		0- 2		4- 2												
0- 0	0- 0			0- 0	HOME		0- 0		0- 0		0- 0												
2- 2	0- 1			0- 0	AWAY		0- 0		0- 0		2- 1												
2- 4	0- 1			0- 0	NEUTRAL		0- 0		0- 2		2- 1												
9- 8	0- 0			0- 1	CONFERENCE		1- 2		1- 1		7- 4												
6- 2	0- 0			0- 1	HOME		1- 0		1- 0		4- 1												
3- 5	0- 0			0- 0	AWAY		0- 1		0- 1		3- 3												
0- 1	0- 0			0- 0	NEUTRAL		0- 1		0- 0		0- 0												
RPI	S	Opponent		Score		RPI	S	Opponent		Score		RPI	S	Opponent		Score							
5	N	Florida		1	3	33	H	Northern Ariz.		0	3	56	A	Idaho St.		0	3	139	A	North Dakota		2	3
15	A	Hawaii		1	3							56	N	Idaho St.		2	3	139	H	North Dakota		3	0
												78	H	Sacramento St.		3	1	145	N	San Diego St.		0	3
																		150	N	Seattle		0	3
																		152	A	Northern Colo.		2	3
																		152	H	Northern Colo.		3	0
																		173	A	Idaho		1	3
																		173	H	Idaho		3	0
																		182	A	California		0	3
																		184	A	Southern Utah		3	1
																		186	N	Nevada		0	3
																		216	H	Portland St.		3	1
																		248	A	New Orleans		3	0
																		249	A	Southeastern La.		3	1
																		257	N	Providence		3	0
																		260	A	Montana		2	3
																		260	H	Montana		1	3
																		274	A	Weber St.		3	0
																		299	N	La Salle		3	0
																		304	A	Montana St.		3	1
																		304	H	Montana St.		3	2
						LAST 10 GAMES																	
																		56	N	Idaho St.		2	3
																		139	A	North Dakota		2	3
																		152	A	Northern Colo.		2	3
																		173	A	Idaho		1	3
																		33	H	Northern Ariz.		0	3
																		304	H	Montana St.		3	2
																		260	H	Montana		1	3
																		274	A	Weber St.		3	0
																		56	A	Idaho St.		0	3
																		260	A	Montana		2	3

Non-Div. I Games: Corban 3 0

Eastern Wash.

Average RPI Win:		258	WON-LOST RECORD		WINNING PCT. RANK		LAST 10 GAMES		STRENGTH OF SCHEDULE		OPP. STRENGTH OF SCHEDULE		TEAM RPI		ADJ RPI		CONF. RPI		ADJ CONF. RPI	
Average RPI Loss:		137																		
DIV. I ONLY			15- 18		.45455 196		5- 5		167		251		190		.48045 190		24		24	
DIV. I NON-CONF.			5- 9		.35714 243		0- 0		121		173		198		.47419 198		24		24	
TOTALS		RPI 1-25		RPI 26-50		W-L RECORDS		RPI 51-100		RPI 101-150		RPI 150+								
15- 18		0- 1		0- 1		OVERALL		0- 6		1- 2		14- 8								
9- 3		0- 0		0- 0		HOME		0- 1		1- 0		8- 2								
4- 8		0- 0		0- 1		AWAY		0- 2		0- 0		4- 5								
2- 7		0- 1		0- 0		NEUTRAL		0- 3		0- 2		2- 1								
5- 9		0- 1		0- 1		NON-CONFERENCE		0- 4		0- 2		5- 1								
4- 0		0- 0		0- 0		HOME		0- 0		0- 0		4- 0								
0- 4		0- 0		0- 1		AWAY		0- 2		0- 0		0- 1								
1- 5		0- 1		0- 0		NEUTRAL		0- 2		0- 2		1- 0								
10- 9		0- 0		0- 0		CONFERENCE		0- 2		1- 0		9- 7								
5- 3		0- 0		0- 0		HOME		0- 1		1- 0		4- 2								
4- 4		0- 0		0- 0		AWAY		0- 0		0- 0		4- 4								
1- 2		0- 0		0- 0		NEUTRAL		0- 1		0- 0		1- 1								
RPI	S	Opponent		Score		RPI	S	Opponent		Score		RPI	S	Opponent		Score				
6	N	Kansas		0 3		42	A	Wyoming		2 3		56	N	Idaho St.		0 3				
												61	A	Arkansas		0 3				
												67	H	A&M-Corpus Christi		1 3				
												67	N	A&M-Corpus Christi		0 3				
												79	N	Pepperdine		0 3				
												95	A	Ole Miss		1 3				
														120 N Army West Point		1 3				
														135 H Central Ark.		3 2				
														136 N Samford		2 3				
														163 A South Ala.		0 3				
														168 A Stephen F. Austin		2 3				
														180 H Houston Baptist		3 0				
														180 N Houston Baptist		1 3				
														195 A Sam Houston St.		3 2				
														217 A Lamar		1 3				
														231 H Abilene Christian		1 3				
														248 A New Orleans		1 3				
														248 H New Orleans		3 1				
														248 N New Orleans		3 1				
														249 A Southeastern La.		3 1				
														249 H Southeastern La.		2 3				
														270 N UT Martin		3 2				
														277 A Incarnate Word		2 3				
														277 H Incarnate Word		3 2				
														279 A Northwestern St.		3 0				
														284 A Nicholls St.		3 0				
														284 H Nicholls St.		3 1				
														292 H La.-Lafayette		3 0				
														301 H Texas Southern		3 0				
														307 H Jackson St.		3 1				
														320 H Prairie View		3 0				
LAST 10 GAMES																				
						67	N	A&M-Corpus Christi		0 3		231	H	Abilene Christian		1 3				
						248	N	New Orleans		3 1		249	A	Southeastern La.		3 1				
						284	H	Nicholls St.		3 1		248	A	New Orleans		1 3				
						248	H	New Orleans		3 1		277	A	Incarnate Word		2 3				
						277	H	Incarnate Word		3 2		67	H	A&M-Corpus Christi		1 3				

Non-Div. I Games:

McNeese St.

Average RPI Win: 186		WON-LOST RECORD		WINNING PCT. RANK		LAST 10 GAMES		STRENGTH OF SCHEDULE		OPP. STRENGTH OF SCHEDULE		TEAM RPI		ADJ RPI		CONF. RPI		ADJ CONF. RPI	
DIV. I ONLY		6- 22		.21429 299		0- 10		52		53		192		.48028 191		4		4	
DIV. I NON-CONF.		5- 5		.5 160		0- 0		136		105		147		.51113 146		4		4	
TOTALS		RPI 1-25		RPI 26-50		W-L RECORDS		RPI 51-100		RPI 101-150		RPI 150+							
6- 22		0- 6		1- 4		OVERALL		1- 6		0- 5		4- 1							
2- 11		0- 2		0- 2		HOME		0- 4		0- 3		2- 0							
3- 10		0- 3		1- 2		AWAY		1- 2		0- 2		1- 1							
1- 1		0- 1		0- 0		NEUTRAL		0- 0		0- 0		1- 0							
5- 5		0- 2		1- 0		NON-CONFERENCE		0- 1		0- 1		4- 1							
2- 2		0- 0		0- 0		HOME		0- 1		0- 1		2- 0							
2- 3		0- 2		1- 0		AWAY		0- 0		0- 0		1- 1							
1- 0		0- 0		0- 0		NEUTRAL		0- 0		0- 0		1- 0							
1- 17		0- 4		0- 4		CONFERENCE		1- 5		0- 4		0- 0							
0- 9		0- 2		0- 2		HOME		0- 3		0- 2		0- 0							
1- 7		0- 1		0- 2		AWAY		1- 2		0- 2		0- 0							
0- 1		0- 1		0- 0		NEUTRAL		0- 0		0- 0		0- 0							
RPI	S	Opponent		Score		RPI	S	Opponent		Score		RPI	S	Opponent		Score			
8	A	Washington		0	3	29	A	San Diego		0	3	68	A	Pacific		2	3		
11	A	BYU		0	3	29	H	San Diego		1	3	68	H	Pacific		1	3		
11	H	BYU		0	3	37	A	Santa Clara		0	3	76	H	Duke		0	3		
13	A	Stanford		0	3	37	H	Santa Clara		0	3	79	A	Pepperdine		3	1		
19	H	Loyola Marymount		2	3	48	A	Long Beach St.		3	1	79	H	Pepperdine		0	3		
19	N	Loyola Marymount		0	3							90	A	Gonzaga		0	3		
												90	H	Gonzaga		1	3		
																</			

Non-Div. I Games:

St. Mary's (CA)

Average RPI Win: 209		WON-LOST	WINNING	LAST 10	STRENGTH OF		OPP. STRENGTH	TEAM	ADJ	CONF.	ADJ CONF.
Average RPI Loss: 136		RECORD	PCT. RANK	GAMES	SCHEDULE		OF SCHEDULE	RPI	RPI	RPI	RPI
DIV. I ONLY		15- 17	.46875	180	6- 4		217	156	191	.47973	192
DIV. I NON-CONF.		6- 8	.42857	191	0- 0		129	134	172	.4929	172
TOTALS		RPI 1-25	RPI 26-50		W-L RECORDS		RPI 51-100		RPI 101-150		RPI 150+
15- 17	0- 0	0- 2		OVERALL		2- 5		3- 2		10- 8	
10- 2	0- 0	0- 0		HOME		1- 0		3- 0		6- 2	
2- 10	0- 0	0- 2		AWAY		0- 3		0- 2		2- 3	
3- 5	0- 0	0- 0		NEUTRAL		1- 2		0- 0		2- 3	
6- 8	0- 0	0- 1		NON-CONFERENCE		1- 2		2- 2		3- 3	
4- 0	0- 0	0- 0		HOME		0- 0		2- 0		2- 0	
0- 4	0- 0	0- 1		AWAY		0- 1		0- 2		0- 0	
2- 4	0- 0	0- 0		NEUTRAL		1- 1		0- 0		1- 3	
9- 9	0- 0	0- 1		CONFERENCE		1- 3		1- 0		7- 5	
6- 2	0- 0	0- 0		HOME		1- 0		1- 0		4- 2	
2- 6	0- 0	0- 1		AWAY		0- 2		0- 0		2- 3	
1- 1	0- 0	0- 0		NEUTRAL		0- 1		0- 0		1- 0	
RPI S	Opponent	Score	RPI S	Opponent	Score	RPI S	Opponent	Score	RPI S	Opponent	Score
32 A	Purdue	0 3	51 A	Lipscomb	1 3	107 H	New Mexico	3 2			
49 A	Ohio	2 3	79 N	Pepperdine	0 3	112 H	Miami (OH)	3 0			
			91 N	Fla. Atlantic	3 0	113 A	IUPUI	0 3			
			94 A	Northern Ill.	0 3	114 A	Washington St.	0 3			
			94 H	Northern Ill.	3 0	137 H	Albany (NY)	3 1			
			98 A	Kent St.	2 3	164 A	Western Mich.	2 3			
			98 N	Kent St.	0 3	164 H	Western Mich.	1 3			
						166 H	Belmont	3 2			
						187 N	South Dakota	2 3			
						196 A	Eastern Mich.	1 3			
						196 H	Eastern Mich.	1 3			
						197 N	Utah Valley	0 3			
						214 N	Notre Dame	0 3			
						233 H	Buffalo	3 0			
						233 N	Buffalo	3 1			
						258 A	Central Mich.	1 3			
						258 H	Central Mich.	3 2			
						259 H	Bowling Green	3 0			
						280 N	Morehead St.	3 1			
						281 H	IPFW	3 2			
						291 A	Toledo	3 2			
						291 H	Toledo	3 0			
						298 A	Akron	3 2			
LAST 10 GAMES			LAST 10 GAMES			LAST 10 GAMES			LAST 10 GAMES		
98 N	Kent St.	0 3	164 A	Western Mich.	2 3	291 H	Toledo	3 0			
233 N	Buffalo	3 1	233 H	Buffalo	3 0	259 H	Bowling Green	3 0			
258 H	Central Mich.	3 2	291 H	Toledo	3 0	112 H	Miami (OH)	3 0			
196 H	Eastern Mich.	1 3									
94 A	Northern Ill.	0 3									

Non-Div. I Games:

Ball St.

Average RPI Win: 236		WON-LOST RECORD		WINNING PCT. RANK		LAST 10 GAMES		STRENGTH OF SCHEDULE		OPP. STRENGTH OF SCHEDULE		TEAM RPI		ADJ RPI		CONF. RPI		ADJ CONF. RPI	
Average RPI Loss: 150																			
DIV. I ONLY		13- 13		.5 160		4- 6		240		229		194		.47804 193		23		23	
DIV. I NON-CONF.		6- 6		.5 160		0- 0		218		187		191		.48001 190		23		23	
TOTALS		RPI 1-25		RPI 26-50		W-L RECORDS		RPI 51-100		RPI 101-150		RPI 150+							
13- 13		0- 0		0- 1		OVERALL		0- 3		1- 3		12- 6							
5- 7		0- 0		0- 1		HOME		0- 1		0- 2		5- 3							
5- 4		0- 0		0- 0		AWAY		0- 1		1- 1		4- 2							
3- 2		0- 0		0- 0		NEUTRAL		0- 1		0- 0		3- 1							
6- 6		0- 0		0- 1		NON-CONFERENCE		0- 3		0- 0		6- 2							
2- 3		0- 0		0- 1		HOME		0- 1		0- 0		2- 1							
1- 1		0- 0		0- 0		AWAY		0- 1		0- 0		1- 0							
3- 2		0- 0		0- 0		NEUTRAL		0- 1		0- 0		3- 1							
7- 7		0- 0		0- 0		CONFERENCE		0- 0		1- 3		6- 4							
3- 4		0- 0		0- 0		HOME		0- 0		0- 2		3- 2							
4- 3		0- 0		0- 0		AWAY		0- 0		1- 1		3- 2							
0- 0		0- 0		0- 0		NEUTRAL		0- 0		0- 0		0- 0							
RPI	S	Opponent		Score		RPI	S	Opponent		Score		RPI	S	Opponent		Score			
						39	H	Villanova	0	3			134	A	Harvard	0	3		
													83	H	Towson	1	3		
													97	N	Maryland	2	3		

Non-Div. I Games:

Penn

Average RPI Win:	279	WON-LOST	WINNING	LAST 10	STRENGTH OF	OPP. STRENGTH	TEAM	ADJ	CONF.	ADJ CONF.				
Average RPI Loss:	134	RECORD	PCT. RANK	GAMES	SCHEDULE	OF SCHEDULE	RPI	RPI	RPI	RPI				
DIV. I ONLY		14- 17	.45161	198	5- 5	138	298	195	.47777	194	26	26		
DIV. I NON-CONF.		6- 8	.42857	191	0- 0	173	309	215	.46148	213	27	27		
<hr/>														
TOTALS	RPI 1-25	RPI 26-50		W-L RECORDS		RPI 51-100		RPI 101-150		RPI 150+				
14- 17	0- 0	0- 0		OVERALL		0- 7		0- 3		14- 7				
5- 6	0- 0	0- 0		HOME		0- 3		0- 0		5- 3				
5- 7	0- 0	0- 0		AWAY		0- 1		0- 2		5- 4				
4- 4	0- 0	0- 0		NEUTRAL		0- 3		0- 1		4- 0				
<hr/>														
6- 8	0- 0	0- 0		NON-CONFERENCE		0- 4		0- 3		6- 1				
2- 2	0- 0	0- 0		HOME		0- 2		0- 0		2- 0				
1- 3	0- 0	0- 0		AWAY		0- 0		0- 2		1- 1				
3- 3	0- 0	0- 0		NEUTRAL		0- 2		0- 1		3- 0				
<hr/>														
8- 9	0- 0	0- 0		CONFERENCE		0- 3		0- 0		8- 6				
3- 4	0- 0	0- 0		HOME		0- 1		0- 0		3- 3				
4- 4	0- 0	0- 0		AWAY		0- 1		0- 0		4- 3				
1- 1	0- 0	0- 0		NEUTRAL		0- 1		0- 0		1- 0				
<hr/>														
RPI S	Opponent	Score	RPI S	Opponent	Score	RPI S	Opponent	Score	RPI S	Opponent	Score			
						58 H	UNCW	0 3	110 N	Tennessee	0 3			
						67 N	A&M-Corpus Christi	0 3	121 A	Texas-Arlington	0 3			
						78 H	Sacramento St.	1 3	138 A	North Florida	1 3			
						84 A	Coastal Caro.	0 3	154 A	North Carolina St.	0 3			
						84 H	Coastal Caro.	1 3	167 A	Liberty	3 2			
						84 N	Coastal Caro.	0 3	167 H	Liberty	2 3			
						91 N	Fla. Atlantic	0 3	179 A	High Point	2 3			
												179 A	High Point	3 0
219 A	Radford	2 3	219 H	Radford	1 3									
219 N	Radford	3 1	219 N	Radford	3 1									
236 H	Winthrop	3 2	241 A	UNC Asheville	1 3									
255 N	Bethune-Cookman	3 0	306 A	Charleston So.	3 1									
306 H	Charleston So.	3 0	310 H	Presbyterian	3 0									
311 A	Gardner-Webb	3 1	319 H	Norfolk St.	3 0									
321 A	N.C. A&T	3 0	322 N	Hampton	3 0									
328 H	N.C. Central	3 0	332 N	Grambling	3 0									
LAST 10 GAMES			LAST 10 GAMES									LAST 10 GAMES		
84 N	Coastal Caro.	0 3	167 A	Liberty	3 2							328 H	N.C. Central	3 0
219 N	Radford	3 1	219 A	Radford	2 3							332 N	Grambling	3 0
179 A	High Point	3 0	241 A	UNC Asheville	1 3									
306 H	Charleston So.	3 0	311 A	Gardner-Webb	3 1									
84 H	Coastal Caro.	1 3	179 H	High Point	1 3									

Non-Div. I Games:

Campbell

Average RPI Win:		254	WON-LOST RECORD		WINNING PCT. RANK		LAST 10 GAMES		STRENGTH OF SCHEDULE		OPP. STRENGTH OF SCHEDULE		TEAM RPI		ADJ RPI		CONF. RPI		ADJ CONF. RPI						
DIV. I ONLY			14- 18		.4375 202		4- 6		176		213		196		.47749 195		24		24						
DIV. I NON-CONF.			6- 8		.42857 191		0- 0		137		152		179		.48833 179		24		24						
TOTALS		RPI 1-25		RPI 26-50		W-L RECORDS		RPI 51-100		RPI 101-150		RPI 150+													
14- 18		0- 1		0- 1		OVERALL		0- 6		1- 3		13- 7													
7- 6		0- 0		0- 0		HOME		0- 2		0- 2		7- 2													
4- 8		0- 0		0- 1		AWAY		0- 3		1- 0		3- 4													
3- 4		0- 1		0- 0		NEUTRAL		0- 1		0- 1		3- 1													
6- 8		0- 1		0- 1		NON-CONFERENCE		0- 4		0- 2		6- 0													
3- 2		0- 0		0- 0		HOME		0- 1		0- 1		3- 0													
0- 3		0- 0		0- 1		AWAY		0- 2		0- 0		0- 0													
3- 3		0- 1		0- 0		NEUTRAL		0- 1		0- 1		3- 0													
8- 10		0- 0		0- 0		CONFERENCE		0- 2		1- 1		7- 7													
4- 4		0- 0		0- 0		HOME		0- 1		0- 1		4- 2													
4- 5		0- 0		0- 0		AWAY		0- 1		1- 0		3- 4													
0- 1		0- 0		0- 0		NEUTRAL		0- 0		0- 0		0- 1													
RPI	S	Opponent		Score		RPI	S	Opponent		Score		RPI	S	Opponent		Score									
3	N	Minnesota		0 3		47	A	Baylor		2 3		64	H	UTSA		2 3									
												66	N	Colorado		0 3									
												67	A	A&M-Corpus Christi		0 3									
												67	H	A&M-Corpus Christi		2 3									
												74	A	Rice		2 3									
												87	A	Col. of Charleston		0 3									
												103	N	Cal Poly		0 3									
												105	H	Texas St.		0 3									
												135	A	Central Ark.		3 0									
												135	H	Central Ark.		0 3									
												168	H	Stephen F. Austin		0 3									
												180	A	Houston Baptist		0 3									
												180	H	Houston Baptist		3 1									
												180	N	Houston Baptist		0 3									
												190	H	McNeese St.		2 3									
												217	A	Lamar		2 3									
												217	H	Lamar		3 1									
												221	N	Bryant		3 1									
												231	A	Abilene Christian		2 3									
												237	H	Tulane		3 0									
												248	A	New Orleans		0 3									
												249	A	Southeastern La.		3 0									
												277	A	Incarnate Word		3 0									
												279	A	Northwestern St.		3 2									
												279	H	Northwestern St.		3 0									
												284	H	Nicholls St.		3 0									
												285	N	Coppin St.		3 0									
												292	N	La.-Lafayette		3 0									
												304	H	Montana St.		3 1									
												320	H	Prairie View		3 0									
LAST 10 GAMES																									
180 N Houston Baptist						0 3		249 A Southeastern La.						3 0		67 A A&M-Corpus Christi						0 3			
135 A Central Ark.						3 0		180 A Houston Baptist						0 3		279 H Northwestern St.						3 0			
180 H Houston Baptist						3 1		279 H Northwestern St.						3 0		168 H Stephen F. Austin						0 3			
67 H A&M-Corpus Christi						2 3																			
248 A New Orleans						0 3																			

Non-Div. I Games:

Sam Houston St.

Utah Valley

Through Games Of Final 2015

Average RPI Win:	236	WON-LOST RECORD	WINNING PCT. RANK	LAST 10 GAMES	STRENGTH OF SCHEDULE	OPP. STRENGTH OF SCHEDULE	TEAM RPI	ADJ RPI	CONF. RPI	ADJ CONF. RPI	
Average RPI Loss:	126										
DIV. I ONLY	14- 14	.5	160	6- 4	262	172	197	.47687	197	22	21
DIV. I NON-CONF.	5- 8	.38462	225	1- 0	213	129	221	.45756	220	20	20
<hr/>											
TOTALS	RPI 1-25	RPI 26-50		W-L RECORDS	RPI 51-100		RPI 101-150		RPI 150+		
14- 14	0- 1	0- 0		OVERALL	0- 5		2- 4		12- 4		
6- 2	0- 1	0- 0		HOME	0- 1		2- 0		4- 0		
4- 9	0- 0	0- 0		AWAY	0- 3		0- 4		4- 2		
4- 3	0- 0	0- 0		NEUTRAL	0- 1		0- 0		4- 2		
<hr/>											
5- 8	0- 1	0- 0		NON-CONFERENCE	0- 3		0- 2		5- 2		
0- 1	0- 1	0- 0		HOME	0- 0		0- 0		0- 0		
1- 5	0- 0	0- 0		AWAY	0- 2		0- 2		1- 1		
4- 2	0- 0	0- 0		NEUTRAL	0- 1		0- 0		4- 1		
<hr/>											
9- 6	0- 0	0- 0		CONFERENCE	0- 2		2- 2		7- 2		
6- 1	0- 0	0- 0		HOME	0- 1		2- 0		4- 0		
3- 4	0- 0	0- 0		AWAY	0- 1		0- 2		3- 1		
0- 1	0- 0	0- 0		NEUTRAL	0- 0		0- 0		0- 1		
<hr/>											
RPI S	Opponent	Score	RPI S	Opponent	Score	RPI S	Opponent	Score	RPI S	Opponent	Score
11 H	BYU	0 3				56 A	Idaho St.	0 3	114 A	Washington St.	1 3
						62 A	New Mexico St.	1 3	124 A	North Dakota St.	0 3
						62 H	New Mexico St.	0 3	129 A	CSU Bakersfield	2 3
						79 A	Pepperdine	0 3	129 H	CSU Bakersfield	3 1
						83 N	Towson	2 3	150 A	Seattle	0 3
									150 H	Seattle	3 0
									160 A	UMKC	2 3
									160 H	UMKC	3 1
									172 N	Milwaukee	3 0
									192 N	Ball St.	3 0
									215 N	UC Santa Barbara	0 3
									251 A	UTRGV	3 1
									251 H	UTRGV	3 1
									251 N	UTRGV	0 3
									261 A	Utah St.	2 3
									274 A	Weber St.	3 0
									275 A	Grand Canyon	3 1
									275 H	Grand Canyon	3 1
									277 N	Incarnate Word	3 1
									280 N	Morehead St.	3 0
									308 A	Chicago St.	3 0
									308 H	Chicago St.	3 0
<hr/>											
			LAST 10 GAMES								
			251 N UTRGV 0 3			275 A Grand Canyon 3 1					
			62 H New Mexico St. 0 3			274 A Weber St. 3 0					
			251 H UTRGV 3 1			308 H Chicago St. 3 0					
			150 A Seattle 0 3			160 H UMKC 3 1					
			129 A CSU Bakersfield 2 3			251 A UTRGV 3 1					

Non-Div. I Games:

Utah Valley

Average RPI Win:	188	WON-LOST RECORD	WINNING PCT. RANK	LAST 10 GAMES	STRENGTH OF SCHEDULE	OPP. STRENGTH OF SCHEDULE	TEAM RPI	ADJ RPI	CONF. RPI	ADJ CONF. RPI	
DIV. I ONLY		4- 28	.125 324	0- 10	22	34	198	.47676 198	1	1	
DIV. I NON-CONF.		3- 9	.25 271	0- 0	44	208	183	.48439 183	1	1	
<hr/>											
TOTALS	RPI 1-25	RPI 26-50		W-L RECORDS	RPI 51-100		RPI 101-150		RPI 150+		
4- 28	0- 9	0- 7		OVERALL	1- 7		0- 3		3- 2		
2- 11	0- 5	0- 2		HOME	1- 2		0- 1		1- 1		
1- 12	0- 4	0- 4		AWAY	0- 3		0- 1		1- 0		
1- 5	0- 0	0- 1		NEUTRAL	0- 2		0- 1		1- 1		
<hr/>											
3- 9	0- 0	0- 2		NON-CONFERENCE	0- 2		0- 3		3- 2		
1- 2	0- 0	0- 0		HOME	0- 0		0- 1		1- 1		
1- 2	0- 0	0- 1		AWAY	0- 0		0- 1		1- 0		
1- 5	0- 0	0- 1		NEUTRAL	0- 2		0- 1		1- 1		
<hr/>											
1- 19	0- 9	0- 5		CONFERENCE	1- 5		0- 0		0- 0		
1- 9	0- 5	0- 2		HOME	1- 2		0- 0		0- 0		
0- 10	0- 4	0- 3		AWAY	0- 3		0- 0		0- 0		
0- 0	0- 0	0- 0		NEUTRAL	0- 0		0- 0		0- 0		
<hr/>											
RPI S	Opponent	Score	RPI S	Opponent	Score	RPI S	Opponent	Score	RPI S	Opponent	Score
1 A	Nebraska	0 3	31 A	Michigan	1 3	53 H	Northwestern	0 3	134 A	Harvard	0 3
3 H	Minnesota	0 3	32 A	Purdue	0 3	73 N	Illinois St.	2 3	137 N	Albany (NY)	1 3
7 A	Wisconsin	0 3	32 H	Purdue	1 3	78 N	Sacramento St.	0 3	145 H	Princeton	0 3
7 H	Wisconsin	0 3	37 A	Santa Clara	0 3	89 A	Indiana	1 3	165 N	Yale	1 3
10 H	Penn St.	0 3	38 A	Michigan St.	0 3	89 H	Indiana	0 3	175 H	Duquesne	1 3
17 A	Ohio St.	0 3	38 H	Michigan St.	0 3	92 A	Iowa	0 3	199 A	Colgate	3 0
17 H	Ohio St.	0 3	48 N	Long Beach St.	1 3	97 A	Maryland	1 3	222 H	Howard	3 1
23 A	Illinois	0 3				97 H	Maryland	3 2	235 N	UC Riverside	3 0
23 H	Illinois	0 3									
<hr/>											
LAST 10 GAMES											
17 A Ohio St.					0 3	89 H Indiana					0 3
7 A Wisconsin					0 3	17 H Ohio St.					0 3
38 H Michigan St.					0 3	10 H Penn St.					0 3
32 H Purdue					1 3	92 A Iowa					0 3
23 A Illinois					0 3	1 A Nebraska					0 3

Non-Div. I Games:

Rutgers

Average RPI Win: 284		WON-LOST	WINNING	LAST 10	STRENGTH OF		OPP. STRENGTH	TEAM	ADJ	CONF.	ADJ CONF.
Average RPI Loss: 112		RECORD	PCT. RANK	GAMES	SCHEDULE		OF SCHEDULE	RPI	RPI	RPI	RPI
DIV. I ONLY		12- 16	.42857 208	6- 4	165		232	199	.4761 199	25	25
DIV. I NON-CONF.		2- 9	.18182 294	0- 0	148		120	262	.42523 260	25	25
TOTALS		RPI 1-25	RPI 26-50	W-L RECORDS	RPI 51-100		RPI 101-150	RPI 150+			
12- 16	0- 2		0- 1	OVERALL	0- 4		0- 3	12- 6			
5- 6	0- 0		0- 0	HOME	0- 1		0- 2	5- 3			
5- 7	0- 1		0- 1	AWAY	0- 2		0- 1	5- 2			
2- 3	0- 1		0- 0	NEUTRAL	0- 1		0- 0	2- 1			
2- 9	0- 2		0- 1	NON-CONFERENCE	0- 1		0- 1	2- 4			
0- 3	0- 0		0- 0	HOME	0- 0		0- 1	0- 2			
0- 3	0- 1		0- 1	AWAY	0- 0		0- 0	0- 1			
2- 3	0- 1		0- 0	NEUTRAL	0- 1		0- 0	2- 1			
10- 7	0- 0		0- 0	CONFERENCE	0- 3		0- 2	10- 2			
5- 3	0- 0		0- 0	HOME	0- 1		0- 1	5- 1			
5- 4	0- 0		0- 0	AWAY	0- 2		0- 1	5- 1			
0- 0	0- 0		0- 0	NEUTRAL	0- 0		0- 0	0- 0			
RPI S	Opponent	Score	RPI S	Opponent	Score	RPI S	Opponent	Score	RPI S	Opponent	Score
7 A	Wisconsin	0 3	46 A	Pittsburgh	0 3	60 A	American	0 3	120 A	Army West Point	1 3
16 N	Western Ky.	0 3				60 A	American	0 3	120 H	Army West Point	1 3
						60 H	American	2 3	137 H	Albany (NY)	0 3
						87 N	Col. of Charleston	2 3	156 A	Lehigh	0 3
									156 H	Lehigh	1 3
									165 H	Yale	0 3
									175 A	Duquesne	0 3
									198 H	Rutgers	0 3
									227 N	Youngstown St.	1 3
									232 A	Bucknell	3 0
									232 H	Bucknell	3 0
									257 N	Providence	3 2
									263 A	Navy	3 2
									263 H	Navy	3 0
									300 A	Lafayette	3 0
									300 H	Lafayette	3 0
									309 A	Loyola Maryland	3 0
									309 H	Loyola Maryland	3 1
									312 A	Holy Cross	3 0
									312 H	Holy Cross	3 1
									323 N	Delaware St.	3 0
			LAST 10 GAMES								
			60 A	American	0 3	156 H	Lehigh	1 3			
			300 H	Lafayette	3 0	120 A	Army West Point	1 3			
			309 A	Loyola Maryland	3 0	312 A	Holy Cross	3 0			
			60 A	American	0 3	300 A	Lafayette	3 0			
			263 H	Navy	3 0	232 H	Bucknell	3 0			

Non-Div. I Games:

Colgate

Average RPI Win: 240		WON-LOST RECORD		WINNING PCT. RANK		LAST 10 GAMES		STRENGTH OF SCHEDULE		OPP. STRENGTH OF SCHEDULE		TEAM RPI		ADJ RPI		CONF. RPI		ADJ CONF. RPI	
DIV. I ONLY		9- 23		.28125 277		2- 8		73		135		200		.47543 200		11		11	
DIV. I NON-CONF.		6- 10		.375 232		0- 2		98		180		181		.48762 181		12		12	
TOTALS		RPI 1-25		RPI 26-50		W-L RECORDS		RPI 51-100		RPI 101-150		RPI 150+							
9- 23		0- 2		0- 1		OVERALL		0- 12		0- 2		9- 6							
5- 9		0- 1		0- 0		HOME		0- 6		0- 0		5- 2							
1- 12		0- 1		0- 0		AWAY		0- 5		0- 1		1- 3							
3- 2		0- 0		0- 0		NEUTRAL		0- 0		0- 1		3- 1							
6- 10		0- 0		0- 1		NON-CONFERENCE		0- 5		0- 1		6- 3							
2- 4		0- 0		0- 0		HOME		0- 3		0- 0		2- 1							
1- 4		0- 0		0- 1		AWAY		0- 2		0- 0		1- 1							
3- 2		0- 0		0- 0		NEUTRAL		0- 0		0- 1		3- 1							
3- 13		0- 2		0- 0		CONFERENCE		0- 7		0- 1		3- 3							
3- 5		0- 1		0- 0		HOME		0- 3		0- 0		3- 1							
0- 8		0- 1		0- 0		AWAY		0- 4		0- 1		0- 2							
0- 0		0- 0		0- 0		NEUTRAL		0- 0		0- 0		0- 0							
RPI	S	Opponent		Score		RPI	S	Opponent		Score		RPI	S	Opponent		Score			
16	A	Western Ky.		0 3		34	A	SMU		1 3		52	A	TCU		0 3			
16	H	Western Ky.		0 3								62	A	New Mexico St.		0 3			
												62	H	New Mexico St.		0 3			
												64	A	UTSA		0 3			
												64	H	UTSA		0 3			
												71	H	Oklahoma		0 3			
												74	A	Rice		2 3			
												74	H	Rice		0 3			
												85	H	Denver		2 3			
												88	A	North Texas		1 3			
												88	H	North Texas		0 3			
												91	A	Fla. Atlantic		0 3			

Non-Div. I Games:

UTEP

Average RPI Win:		189	WON-LOST RECORD		WINNING PCT. RANK		LAST 10 GAMES		STRENGTH OF SCHEDULE		OPP. STRENGTH OF SCHEDULE		TEAM RPI		ADJ RPI		CONF. RPI		ADJ CONF. RPI	
DIV. I ONLY			5- 24		.17241 315		0- 10		34		57		202		.47429 201		2		2	
DIV. I NON-CONF.			5- 8		.38462 225		0- 0		87		192		169		.49513 169		3		3	
TOTALS		RPI 1-25		RPI 26-50		W-L RECORDS		RPI 51-100		RPI 101-150		RPI 150+								
5- 24		0- 4		0- 5		OVERALL		1- 7		0- 3		4- 5								
1- 8		0- 2		0- 2		HOME		0- 2		0- 0		1- 2								
1- 12		0- 2		0- 3		AWAY		0- 4		0- 1		1- 2								
3- 4		0- 0		0- 0		NEUTRAL		1- 1		0- 2		2- 1								
5- 8		0- 0		0- 1		NON-CONFERENCE		1- 1		0- 3		4- 3								
1- 1		0- 0		0- 0		HOME		0- 0		0- 0		1- 1								
1- 3		0- 0		0- 1		AWAY		0- 0		0- 1		1- 1								
3- 4		0- 0		0- 0		NEUTRAL		1- 1		0- 2		2- 1								
0- 16		0- 4		0- 4		CONFERENCE		0- 6		0- 0		0- 2								
0- 7		0- 2		0- 2		HOME		0- 2		0- 0		0- 1								
0- 9		0- 2		0- 2		AWAY		0- 4		0- 0		0- 1								
0- 0		0- 0		0- 0		NEUTRAL		0- 0		0- 0		0- 0								
RPI	S	Opponent		Score		RPI	S	Opponent		Score		RPI	S	Opponent		Score				
2	A	Texas		0 3		26	A	Iowa St.		0 3		52	A	TCU		0 3				
2	H	Texas		0 3		26	H	Iowa St.		0 3		52	H	TCU		1 3				
6	A	Kansas		0 3		31	A	Michigan		0 3		55	A	Kansas St.		0 3				
6	H	Kansas		0 3		47	A	Baylor		0 3		55	H	Kansas St.		0 3				
						47	H	Baylor		0 3		71	A	Oklahoma		0 3				
												71	A	Oklahoma		0 3				
												99	N	Oakland		3 2				
												100	N	Murray St.		1 3				
LAST 10 GAMES																				
						52	A	TCU		0 3		26	H	Iowa St.		0 3				
						71	A	Oklahoma		0 3		47	A	Baylor		0 3				
						71	A	Oklahoma		0 3		2	A	Texas		0 3				
						6	H	Kansas		0 3		55	H	Kansas St.		0 3				
						169	A	Texas Tech		0 3		26	A	Iowa St.		0 3				

Non-Div. I Games:

West Virginia

Average RPI Win: 260		WON-LOST RECORD		WINNING PCT. RANK		LAST 10 GAMES		STRENGTH OF SCHEDULE		OPP. STRENGTH OF SCHEDULE		TEAM RPI		ADJ RPI		CONF. RPI		ADJ CONF. RPI	
DIV. I ONLY		16- 15		.51613 154		6- 4		267		231		203		.47402 202		27		27	
DIV. I NON-CONF.		5- 9		.35714 243		0- 0		174		130		212		.46223 211		26		26	
TOTALS		RPI 1-25		RPI 26-50		W-L RECORDS		RPI 51-100		RPI 101-150		RPI 150+							
16- 15		0- 2		0- 1		OVERALL		1- 3		0- 1		15- 8							
7- 2		0- 0		0- 0		HOME		1- 0		0- 1		6- 1							
5- 7		0- 1		0- 0		AWAY		0- 2		0- 0		5- 4							
4- 6		0- 1		0- 1		NEUTRAL		0- 1		0- 0		4- 3							
5- 9		0- 2		0- 1		NON-CONFERENCE		0- 2		0- 1		5- 3							
0- 1		0- 0		0- 0		HOME		0- 0		0- 1		0- 0							
1- 3		0- 1		0- 0		AWAY		0- 1		0- 0		1- 1							
4- 5		0- 1		0- 1		NEUTRAL		0- 1		0- 0		4- 2							
11- 6		0- 0		0- 0		CONFERENCE		1- 1		0- 0		10- 5							
7- 1		0- 0		0- 0		HOME		1- 0		0- 0		6- 1							
4- 4		0- 0		0- 0		AWAY		0- 1		0- 0		4- 3							
0- 1		0- 0		0- 0		NEUTRAL		0- 0		0- 0		0- 1							
RPI	S	Opponent		Score		RPI	S	Opponent		Score		RPI	S	Opponent		Score			
17	N	Ohio St.		0	3	47	N	Baylor		1	3	62	N	Cleveland St.		2	3		
22	A	Dayton		1	3							99	A	Oakland		2	3		
												100	A	Murray St.		0	3		
												100	H	Murray St.		3	2		
												149	H	Indiana St.		1	3		
												161	N	Dartmouth		1	3		
												164	N	Western Mich.		2	3		
												166	A	Belmont		1	3		
												209	A	DePaul		1	3		
												230	N	Ill.-Chicago		3	1		
												238	H	Tennessee St.		1	3		
												240	A	Eastern Ky.		3	1		
												258	N	Central Mich.		3	2		
												264	A	Southeast Mo. St.		2	3		
												264	H	Southeast Mo. St.		3	2		
												265	N	Evansville		3	0		
												269	H	Tennessee Tech		3	0		
												269	N	Tennessee Tech		2	3		
												270	A	UT Martin		3	2		
												270	H	UT Martin		3	1		
												273	A	Austin Peay		3	1		
												273	H	Austin Peay		3	1		
												280	A	Morehead St.		2	3		
												281	A	IPFW		3	0		
												288	A	SIUE		3	1		
												288	H	SIUE		3	2		
												291	N	Toledo		3	2		
												295	H	Jacksonville St.		3	0		
				LAST 10 GAMES															
				269	N	Tennessee Tech		2	3	270	A	UT Martin		3	2				
				238	H	Tennessee St.		1	3	264	A	Southeast Mo. St.		2	3				
				288	H	SIUE		3	2	100	H	Murray St.		3	2				
				280	A	Morehead St.		2	3	273	H	Austin Peay		3	1				
				240	A	Eastern Ky.		3	1	264	H	Southeast Mo. St.		3	2				

Non-Div. I Games:

Eastern Ill.

Average RPI Win:		267	WON-LOST RECORD		WINNING PCT. RANK		LAST 10 GAMES		STRENGTH OF SCHEDULE		OPP. STRENGTH OF SCHEDULE		TEAM RPI		ADJ RPI		CONF. RPI		ADJ CONF. RPI	
DIV. I ONLY			19- 13		.59375 107		8- 2		289		283		201		.47398 203		29		29	
DIV. I NON-CONF.			6- 10		.375 232		0- 1		273		191		263		.42353 263		29		29	
TOTALS		RPI 1-25		RPI 26-50		W-L RECORDS		RPI 51-100		RPI 101-150		RPI 150+								
19- 13		0- 1		0- 0		OVERALL		0- 2		0- 0		19- 10								
7- 4		0- 0		0- 0		HOME		0- 0		0- 0		7- 4								
9- 6		0- 1		0- 0		AWAY		0- 1		0- 0		9- 4								
3- 3		0- 0		0- 0		NEUTRAL		0- 1		0- 0		3- 2								
6- 10		0- 1		0- 0		NON-CONFERENCE		0- 2		0- 0		6- 7								
2- 2		0- 0		0- 0		HOME		0- 0		0- 0		2- 2								
2- 5		0- 1		0- 0		AWAY		0- 1		0- 0		2- 3								
2- 3		0- 0		0- 0		NEUTRAL		0- 1		0- 0		2- 2								
13- 3		0- 0		0- 0		CONFERENCE		0- 0		0- 0		13- 3								
5- 2		0- 0		0- 0		HOME		0- 0		0- 0		5- 2								
7- 1		0- 0		0- 0		AWAY		0- 0		0- 0		7- 1								
1- 0		0- 0		0- 0		NEUTRAL		0- 0		0- 0		1- 0								
RPI	S	Opponent		Score		RPI	S	Opponent		Score		RPI	S	Opponent		Score				
17	A	Ohio St.		0 3								175	H	Duquesne		1 3				
												176	A	LIU Brooklyn		3 1				
												176	A	LIU Brooklyn		3 0				
												176	H	LIU Brooklyn		1 3				
												200	A	UTEP		1 3				
												201	A	West Virginia		3 1				
												219	N	Radford		0 3				
												221	A	Bryant		1 3				
												221	H	Bryant		3 2				
												221	N	Bryant		3 1				
												223	N	Georgetown		3 1				
												227	A	Youngstown St.		1 3				
												245	H	UMBC		3 2				
												245	H	UMBC		0 3				
												252	N	Brown		0 3				
												253	A	Sacred Heart		3 2				
												253	H	Sacred Heart		1 3				
												271	N	Niagara		3 0				
												282	A	Fordham		3 0				
												291	A	Toledo		2 3				
												302	A	Central Conn. St.		3 1				
												302	H	Central Conn. St.		3 1				
												309	H	Loyola Maryland		3 1				
												314	A	St. Francis Brooklyn		3 1				
												314	H	St. Francis Brooklyn		3 0				
												315	A	Fairleigh Dickinson		3 1				
												315	H	Fairleigh Dickinson		3 0				
LAST 10 GAMES																				

Non-Div. I Games:

Robert Morris

RPI	S	Opponent	Score	
317	A	Saint Francis (PA)	3	1
317	H	Saint Francis (PA)	3	0

Robert Morris

R
o
b
e
r
t
M
o
r
r
i
s

R
o
b
e
r
t
M
o
r
r
i
s

Average RPI Win: 216		WON-LOST RECORD		WINNING PCT. RANK		LAST 10 GAMES		STRENGTH OF SCHEDULE		OPP. STRENGTH OF SCHEDULE		TEAM RPI		ADJ RPI		CONF. RPI		ADJ CONF. RPI	
DIV. I ONLY		12- 21		.36364 236		2- 8		148		133		208		.46985 205		10		10	
DIV. I NON-CONF.		7- 8		.46667 180		0- 0		194		157		186		.48166 185		10		10	
TOTALS		RPI 1-25		RPI 26-50		W-L RECORDS		RPI 51-100		RPI 101-150		RPI 150+							
12- 21		0- 2		0- 5		OVERALL		0- 3		3- 4		9- 7							
7- 9		0- 1		0- 3		HOME		0- 1		1- 1		6- 3							
3- 9		0- 1		0- 1		AWAY		0- 2		1- 1		2- 4							
2- 3		0- 0		0- 1		NEUTRAL		0- 0		1- 2		1- 0							
7- 8		0- 0		0- 2		NON-CONFERENCE		0- 3		1- 2		6- 1							
4- 3		0- 0		0- 1		HOME		0- 1		0- 0		4- 1							
1- 2		0- 0		0- 0		AWAY		0- 2		0- 0		1- 0							
2- 3		0- 0		0- 1		NEUTRAL		0- 0		1- 2		1- 0							
5- 13		0- 2		0- 3		CONFERENCE		0- 0		2- 2		3- 6							
3- 6		0- 1		0- 2		HOME		0- 0		1- 1		2- 2							
2- 7		0- 1		0- 1		AWAY		0- 0		1- 1		1- 4							
0- 0		0- 0		0- 0		NEUTRAL		0- 0		0- 0		0- 0							
RPI S	Opponent	Score		RPI S	Opponent	Score		RPI S	Opponent	Score		RPI S	Opponent	Score					
25 A	Colorado St.	0	3	39 N	Villanova	1	3	62 H	New Mexico St.	1	3	107 A	New Mexico	0	3				
25 H	Colorado St.	1	3	40 H	Arizona St.	0	3	66 A	Colorado	0	3	107 H	New Mexico	1	3				
				42 A	Wyoming	0	3	85 A	Denver	1	3	120 N	Army West Point	2	3				
				42 H	Wyoming	2	3					121 N	Texas-Arlington	0	3				
				43 H	Boise St.	1	3					134 N	Harvard	3	0				
												145 A	San Diego St.	3	2				
												145 H	San Diego St.	3	1				
												157 A	UNLV	0	3				
												157 H	UNLV	3	0				
												182 N	California	3	2				
												186 A	Nevada	0	3				
												186 H	Nevada	2	3				
												204 A	Fresno St.	0	3				
												204 H	Fresno St.	0	3				
												225 H	George Mason	3	0				
												229 A	San Jose St.	0	3				
												229 H	San Jose St.	3	1				
												260 H	Montana	2	3				
												261 A	Utah St.	3	1				
												263 A	Navy	3	1				
												272 H	Northeastern	3	1				
												274 H	Weber St.	3	2				
												304 H	Montana St.	3	2				
				LAST 10 GAMES															
				107 H	New Mexico	1	3	42 H	Wyoming	2	3								
				261 A	Utah St.	3	1	25 H	Colorado St.	1	3								
				43 H	Boise St.	1	3	229 H	San Jose St.	3	1								
				157 A	UNLV	0	3	107 A	New Mexico	0	3								
				204 A	Fresno St.	0	3	186 A	Nevada	0	3								

Non-Div. I Games:

Air Force

Average RPI Win: 203		WON-LOST	WINNING	LAST 10	STRENGTH OF		OPP. STRENGTH	TEAM	ADJ		CONF.	ADJ CONF.
Average RPI Loss: 126		RECORD	PCT. RANK	GAMES	SCHEDULE		OF SCHEDULE	RPI	RPI		RPI	RPI
DIV. I ONLY		8- 19	.2963	272	3- 7		87	152	209		.46931	206
DIV. I NON-CONF.		3- 8	.27273	268	0- 0		103	195	218		.45925	217
TOTALS		RPI 1-25	RPI 26-50		W-L RECORDS		RPI 51-100		RPI 101-150		RPI 150+	
8- 19		0- 2	0- 0		OVERALL		1- 6		0- 3		7- 8	
5- 7		0- 1	0- 0		HOME		1- 3		0- 1		4- 2	
2- 9		0- 0	0- 0		AWAY		0- 3		0- 2		2- 4	
1- 3		0- 1	0- 0		NEUTRAL		0- 0		0- 0		1- 2	
3- 8		0- 1	0- 0		NON-CONFERENCE		0- 2		0- 1		3- 4	
2- 2		0- 0	0- 0		HOME		0- 1		0- 0		2- 1	
0- 3		0- 0	0- 0		AWAY		0- 1		0- 1		0- 1	
1- 3		0- 1	0- 0		NEUTRAL		0- 0		0- 0		1- 2	
5- 11		0- 1	0- 0		CONFERENCE		1- 4		0- 2		4- 4	
3- 5		0- 1	0- 0		HOME		1- 2		0- 1		2- 1	
2- 6		0- 0	0- 0		AWAY		0- 2		0- 1		2- 3	
0- 0		0- 0	0- 0		NEUTRAL		0- 0		0- 0		0- 0	
RPI S	Opponent	Score	RPI S	Opponent	Score	RPI S	Opponent	Score	RPI S	Opponent	Score	
16 H	Western Ky.	0 3				64 A	UTSA	0 3	108 A	Southern Miss.	2 3	
18 N	Missouri	1 3				74 H	Rice	2 3	108 H	Southern Miss.	2 3	
						80 A	Appalachian St.	0 3	113 A	IUPUI	1 3	
						81 H	Furman	1 3	155 A	FIU	0 3	
						88 H	North Texas	3 0	155 H	FIU	0 3	
						91 A	Fla. Atlantic	0 3	159 A	Marshall	2 3	
						91 H	Fla. Atlantic	0 3	159 H	Marshall	3 2	
									167 N	Liberty	3 0	
									196 N	Eastern Mich.	0 3	
									200 H	UTEP	3 1	
									201 N	West Virginia	1 3	
									213 H	USC Upstate	0 3	
									234 A	Middle Tenn.	3 2	
									236 A	Winthrop	0 3	
									241 H	UNC Asheville	3 0	
									243 H	Davidson	3 0	
									244 A	Louisiana Tech	0 3	
									290 A	UAB	3 1	
LAST 10 GAMES												
			155 H	FIU	0 3		88 H	North Texas	3 0			
			91 H	Fla. Atlantic	0 3		159 H	Marshall	3 2			
			108 A	Southern Miss.	2 3		64 A	UTSA	0 3			
			234 A	Middle Tenn.	3 2		16 H	Western Ky.	0 3			
			244 A	Louisiana Tech	0 3		91 A	Fla. Atlantic	0 3			

Non-Div. I Games:

Charlotte

[illegible]

Non-Div. I Games:

Siena

Average RPI Win: 247		WON-LOST	WINNING	LAST 10	STRENGTH OF		OPP. STRENGTH	TEAM	ADJ	CONF.	ADJ CONF.
Average RPI Loss: 105		RECORD	PCT. RANK	GAMES	SCHEDULE		OF SCHEDULE	RPI	RPI	RPI	RPI
DIV. I ONLY		15- 20	.42857 208	2- 8	206		161	206	.46857 208	8	8
DIV. I NON-CONF.		9- 8	.52941 157	0- 0	280		257	230	.44956 231	8	8
TOTALS		RPI 1-25	RPI 26-50	W-L RECORDS	RPI 51-100		RPI 101-150	RPI 150+			
15- 20	0- 0		0- 6	OVERALL	0- 6		3- 4	12- 4			
3- 7	0- 0		0- 3	HOME	0- 2		1- 1	2- 1			
6- 8	0- 0		0- 3	AWAY	0- 3		2- 1	4- 1			
6- 5	0- 0		0- 0	NEUTRAL	0- 1		0- 2	6- 2			
9- 8	0- 0		0- 0	NON-CONFERENCE	0- 2		0- 3	9- 3			
0- 1	0- 0		0- 0	HOME	0- 0		0- 0	0- 1			
3- 2	0- 0		0- 0	AWAY	0- 1		0- 1	3- 0			
6- 5	0- 0		0- 0	NEUTRAL	0- 1		0- 2	6- 2			
6- 12	0- 0		0- 6	CONFERENCE	0- 4		3- 1	3- 1			
3- 6	0- 0		0- 3	HOME	0- 2		1- 1	2- 0			
3- 6	0- 0		0- 3	AWAY	0- 2		2- 0	1- 1			
0- 0	0- 0		0- 0	NEUTRAL	0- 0		0- 0	0- 0			
RPI S	Opponent	Score	RPI S	Opponent	Score	RPI S	Opponent	Score	RPI S	Opponent	Score
			30 A	Wichita St.	1 3	54 A	UNI	0 3	119 A	Loyola Chicago	3 1
			30 H	Wichita St.	0 3	54 H	UNI	2 3	119 H	Loyola Chicago	1 3
			35 A	Missouri St.	0 3	73 A	Illinois St.	1 3	123 N	UCF	0 3
			35 H	Missouri St.	0 3	73 H	Illinois St.	1 3	139 A	North Dakota	0 3
			41 A	Southern Ill.	0 3	84 N	Coastal Caro.	0 3	139 N	North Dakota	0 3
			41 H	Southern Ill.	0 3	92 A	Iowa	0 3	149 A	Indiana St.	3 2
									149 H	Indiana St.	3 1
									162 A	Omaha	3 2
									170 N	Green Bay	1 3
									187 N	South Dakota	1 3
									209 N	DePaul	3 1
									265 A	Evansville	1 3
									265 H	Evansville	3 0
									276 A	South Dakota St.	3 0
									278 A	Bradley	3 1
									278 H	Bradley	3 0
									288 N	SIUE	3 2
									295 N	Jacksonville St.	3 0
									298 N	Akron	3 2
									311 N	Gardner-Webb	3 0
									311 N	Gardner-Webb	3 1
									313 A	Western Ill.	3 0
									313 H	Western Ill.	2 3
			LAST 10 GAMES								
			278 H	Bradley	3 0	73 H	Illinois St.	1 3			
			119 H	Loyola Chicago	1 3	149 H	Indiana St.	3 1			
			54 H	UNI	2 3	265 A	Evansville	1 3			
			35 A	Missouri St.	0 3	41 A	Southern Ill.	0 3			
			30 A	Wichita St.	1 3	54 A	UNI	0 3			

Non-Div. I Games:

Drake

Average RPI Win: 247		WON-LOST	WINNING	LAST 10	STRENGTH OF		OPP. STRENGTH	TEAM	ADJ	CONF.	ADJ CONF.			
Average RPI Loss: 100		RECORD	PCT. RANK	GAMES	SCHEDULE		OF SCHEDULE	RPI	RPI	RPI	RPI			
DIV. I ONLY		16- 15	.51613	154	3- 7		290	121	207	.46725	209	7	7	
DIV. I NON-CONF.		12- 1	.92308	10	1- 0		330	258	158	.49844	162	7	7	
<hr/>														
TOTALS		RPI 1-25		RPI 26-50		W-L RECORDS		RPI 51-100		RPI 101-150		RPI 150+		
16- 15		0- 2		0- 4		OVERALL		1- 1		0- 6		15- 2		
7- 6		0- 1		0- 2		HOME		1- 0		0- 3		6- 0		
4- 8		0- 1		0- 2		AWAY		0- 1		0- 3		4- 1		
5- 1		0- 0		0- 0		NEUTRAL		0- 0		0- 0		5- 1		
12- 1		0- 0		0- 0		NON-CONFERENCE		0- 0		0- 0		12- 1		
4- 0		0- 0		0- 0		HOME		0- 0		0- 0		4- 0		
3- 0		0- 0		0- 0		AWAY		0- 0		0- 0		3- 0		
5- 1		0- 0		0- 0		NEUTRAL		0- 0		0- 0		5- 1		
4- 14		0- 2		0- 4		CONFERENCE		1- 1		0- 6		3- 1		
3- 6		0- 1		0- 2		HOME		1- 0		0- 3		2- 0		
1- 8		0- 1		0- 2		AWAY		0- 1		0- 3		1- 1		
0- 0		0- 0		0- 0		NEUTRAL		0- 0		0- 0		0- 0		
RPI	S	Opponent		Score	RPI	S	Opponent		Score	RPI	S	Opponent		Score
14	A	Creighton		2 <div>3</div>	36	A	Marquette		0 <div>3</div>	65	A	Xavier		1 <div>3</div>
14	H	Creighton		1 <div>3</div>	36	H	Marquette		0 <div>3</div>	65	H	Xavier		3 1
					39	A	Villanova		0 <div>3</div>					
					39	H	Villanova		2 <div>3</div>					
														</

Non-Div. I Games:

DePaul

Average RPI Win: 217		WON-LOST	WINNING	LAST 10	STRENGTH OF		OPP. STRENGTH	TEAM	ADJ	CONF.	ADJ CONF.
Average RPI Loss: 83		RECORD	PCT. RANK	GAMES	SCHEDULE		OF SCHEDULE	RPI	RPI	RPI	RPI
DIV. I ONLY		6- 26	.1875	312	1- 9		54	83	212	.4653	210
DIV. I NON-CONF.		5- 7	.41667	204	0- 0		71	174	144	.51133	145
TOTALS		RPI 1-25	RPI 26-50		W-L RECORDS		RPI 51-100		RPI 101-150		RPI 150+
6- 26	0- 2	0- 7		OVERALL		0- 10		2- 1		4- 6	
4- 12	0- 1	0- 3		HOME		0- 4		1- 1		3- 3	
1- 11	0- 1	0- 4		AWAY		0- 4		1- 0		0- 2	
1- 3	0- 0	0- 0		NEUTRAL		0- 2		0- 0		1- 1	
5- 7	0- 0	0- 1		NON-CONFERENCE		0- 5		1- 0		4- 1	
4- 2	0- 0	0- 0		HOME		0- 2		1- 0		3- 0	
0- 2	0- 0	0- 1		AWAY		0- 1		0- 0		0- 0	
1- 3	0- 0	0- 0		NEUTRAL		0- 2		0- 0		1- 1	
1- 19	0- 2	0- 6		CONFERENCE		0- 5		1- 1		0- 5	
0- 10	0- 1	0- 3		HOME		0- 2		0- 1		0- 3	
1- 9	0- 1	0- 3		AWAY		0- 3		1- 0		0- 2	
0- 0	0- 0	0- 0		NEUTRAL		0- 0		0- 0		0- 0	
RPI S	Opponent	Score	RPI S	Opponent	Score	RPI S	Opponent	Score	RPI S	Opponent	Score
21 A	Louisville	0 3	27 H	North Carolina	0 3	52 N	TCU	1 3	111 A	Georgia Tech	3 1
21 H	Louisville	0 3	28 A	Florida St.	0 3	57 A	Syracuse	1 3	111 H	Georgia Tech	0 3
			28 H	Florida St.	0 3	57 H	Syracuse	1 3	127 H	ETSU	3 1
			34 A	SMU	0 3	58 H	UNCW	0 3	153 N	South Carolina	1 3
			44 A	Miami (FL)	0 3	59 A	Virginia	1 3	154 H	North Carolina St.	0 3
			44 H	Miami (FL)	0 3	64 N	UTSA	2 3	171 A	Boston College	0 3
			46 A	Pittsburgh	0 3	76 H	Duke	0 3	177 H	Wake Forest	2 3
						80 H	Appalachian St.	0 3	213 H	USC Upstate	3 0
						81 A	Furman	2 3	214 A	Notre Dame	0 3
						82 A	Virginia Tech	0 3	214 H	Notre Dame	2 3
									236 N	Winthrop	3 0
									306 H	Charleston So.	3 1
									310 H	Presbyterian	3 0
			LAST 10 GAMES								
			28 H	Florida St.	0 3	111 A	Georgia Tech	3 1			
			44 H	Miami (FL)	0 3	76 H	Duke	0 3			
			214 A	Notre Dame	0 3	177 H	Wake Forest	2 3			
			21 A	Louisville	0 3	57 A	Syracuse	1 3			
			59 A	Virginia	1 3	171 A	Boston College	0 3			

Non-Div. I Games:

Clemson

Average RPI Win:	258	WON-LOST	WINNING	LAST 10	STRENGTH OF	OPP. STRENGTH	TEAM	ADJ	CONF.	ADJ CONF.							
Average RPI Loss:	141	RECORD	PCT. RANK	GAMES	SCHEDULE	OF SCHEDULE	RPI	RPI	RPI	RPI							
DIV. I ONLY	16- 18	.47059	179	4- 6	254	252	213	.46519	211	18	19						
DIV. I NON-CONF.	9- 8	.52941	157	1- 0	305	292	245	.43755	243	22	22						
<hr/>																	
TOTALS	RPI 1-25	RPI 26-50		W-L RECORDS		RPI 51-100		RPI 101-150		RPI 150+							
16- 18	0- 0	0- 0		OVERALL		1- 4		2- 8		13- 6							
6- 3	0- 0	0- 0		HOME		1- 1		1- 2		4- 0							
5- 10	0- 0	0- 0		AWAY		0- 3		1- 2		4- 5							
5- 5	0- 0	0- 0		NEUTRAL		0- 0		0- 4		5- 1							
<hr/>																	
9- 8	0- 0	0- 0		NON-CONFERENCE		0- 1		0- 3		9- 4							
1- 0	0- 0	0- 0		HOME		0- 0		0- 0		1- 0							
3- 4	0- 0	0- 0		AWAY		0- 1		0- 0		3- 3							
5- 4	0- 0	0- 0		NEUTRAL		0- 0		0- 3		5- 1							
<hr/>																	
7- 10	0- 0	0- 0		CONFERENCE		1- 3		2- 5		4- 2							
5- 3	0- 0	0- 0		HOME		1- 1		1- 2		3- 0							
2- 6	0- 0	0- 0		AWAY		0- 2		1- 2		1- 2							
0- 1	0- 0	0- 0		NEUTRAL		0- 0		0- 1		0- 0							
<hr/>																	
RPI S	Opponent	Score	RPI S	Opponent	Score	RPI S	Opponent	Score	RPI S	Opponent	Score						
						77 A Chattanooga	1	3	110 N Tennessee	1	3						
						77 H Chattanooga	0	3	116 A UNCG	1	3						
						81 A Furman	2	3	116 H UNCG	1	3						
						81 H Furman	3	0	116 N UNCG	1	3						
						87 A Col. of Charleston	0	3	127 A ETSU	3	1						
						127 H ETSU	1	3	128 N Memphis	0	3						
						131 N Jacksonville	0	3	136 A Samford	1	3						
						136 H Samford	3	0	153 A South Carolina	0	3						
						179 N High Point	2	3	213 A USC Upstate	2	3						
						218 A Western Caro.	2	3	218 H Western Caro.	3	0						
						220 A Georgia	1	3	247 A Mercer	1	3						
						247 H Mercer	3	2	250 N La.-Monroe	3	1						
						254 N East Carolina	3	1	295 A Jacksonville St.	3	0						
						305 A The Citadel	3	0	305 H The Citadel	3	0						
						306 N Charleston So.	3	2	310 A Presbyterian	3	0						
						310 H Presbyterian	3	0	316 N Alabama A&M	3	0						
						<hr/>											
									LAST 10 GAMES								
						116 N UNCG			1	3	77 A Chattanooga			1	3		
						305 H The Citadel			3	0	136 A Samford			1	3		
116 H UNCG			1	3	247 H Mercer			3	2								
81 A Furman			2	3	218 H Western Caro.			3	0								
127 H ETSU			1	3	310 H Presbyterian			3	0								

Non-Div. I Games:

Wofford

RPI	S	Opponent	Score	
329	A	South Carolina St.	3	1
333	N	Alcorn	3	0

Wofford

W
o
f
f
o
r
d

W
o
f
f
o
r
d

Average RPI Win:	230	WON-LOST	WINNING	LAST 10	STRENGTH OF	OPP. STRENGTH	TEAM	ADJ	CONF.	ADJ CONF.	
Average RPI Loss:	143	RECORD	PCT. RANK	GAMES	SCHEDULE	OF SCHEDULE	RPI	RPI	RPI	RPI	
DIV. I ONLY	11- 18	.37931	229	4- 6	149	228	210	.46501	212	13	14
DIV. I NON-CONF.	6- 8	.42857	191	1- 0	227	284	233	.44776	233	15	17
<hr/>											
TOTALS	RPI 1-25	RPI 26-50		W-L RECORDS		RPI 51-100		RPI 101-150		RPI 150+	
11- 18	0- 0	0- 0		OVERALL		0- 7		3- 5		8- 6	
6- 4	0- 0	0- 0		HOME		0- 2		2- 1		4- 1	
1- 10	0- 0	0- 0		AWAY		0- 4		1- 3		0- 3	
4- 4	0- 0	0- 0		NEUTRAL		0- 1		0- 1		4- 2	
6- 8	0- 0	0- 0		NON-CONFERENCE		0- 3		0- 1		6- 4	
2- 1	0- 0	0- 0		HOME		0- 0		0- 0		2- 1	
0- 4	0- 0	0- 0		AWAY		0- 2		0- 1		0- 1	
4- 3	0- 0	0- 0		NEUTRAL		0- 1		0- 0		4- 2	
5- 10	0- 0	0- 0		CONFERENCE		0- 4		3- 4		2- 2	
4- 3	0- 0	0- 0		HOME		0- 2		2- 1		2- 0	
1- 6	0- 0	0- 0		AWAY		0- 2		1- 2		0- 2	
0- 1	0- 0	0- 0		NEUTRAL		0- 0		0- 1		0- 0	
RPI	S	Opponent	Score	RPI	S	Opponent	Score	RPI	S	Opponent	Score
						51 A Lipscomb	0 3			102 A Kennesaw St.	0 3
						51 H Lipscomb	0 3			102 H Kennesaw St.	3 1
						58 A UNCW	0 3			102 N Kennesaw St.	0 3
						77 N Chattanooga	0 3			130 A Mississippi St.	0 3
						91 A Fla. Atlantic	0 3			131 A Jacksonville	1 3
						96 A FGCU	1 3			131 H Jacksonville	3 2
						96 H FGCU	1 3			138 A North Florida	3 0
										138 H North Florida	2 3
										155 H FIU	2 3
										213 A USC Upstate	2 3
										213 H USC Upstate	3 1
										226 N Ga. Southern	3 2
										242 N UMES	3 0
										247 H Mercer	3 2
										255 A Bethune-Cookman	1 3
										255 N Bethune-Cookman	0 3
										267 N Binghamton	2 3
										289 H Florida A&M	3 0
										297 A NJIT	1 3
										297 H NJIT	3 0
										310 N Presbyterian	3 1
										334 N Mississippi Val.	3 0
				LAST 10 GAMES							
				102 N Kennesaw St.	0 3	138 H North Florida	2 3				
				297 H NJIT	3 0	131 H Jacksonville	3 2				
				51 H Lipscomb	0 3	96 A FGCU	1 3				
				213 A USC Upstate	2 3	289 H Florida A&M	3 0				
				102 A Kennesaw St.	0 3	138 A North Florida	3 0				

Non-Div. I Games:

Stetson

Average RPI Win:		271	WON-LOST RECORD		WINNING PCT. RANK		LAST 10 GAMES		STRENGTH OF SCHEDULE		OPP. STRENGTH OF SCHEDULE		TEAM RPI		ADJ RPI		CONF. RPI		ADJ CONF. RPI	
Average RPI Loss:		120																		
DIV. I ONLY			15- 15		.5	160	3- 7		278	221	214	.46475	213	13	14					
DIV. I NON-CONF.			12- 4		.75	54	0- 0		312	277	180	.48822	180	15	17					
TOTALS		RPI 1-25		RPI 26-50			W-L RECORDS		RPI 51-100			RPI 101-150			RPI 150+					
15- 15		0- 0		0- 0			OVERALL		0- 5			0- 8			15- 2					
4- 5		0- 0		0- 0			HOME		0- 2			0- 3			4- 0					
4- 8		0- 0		0- 0			AWAY		0- 3			0- 3			4- 2					
7- 2		0- 0		0- 0			NEUTRAL		0- 0			0- 2			7- 0					
12- 4		0- 0		0- 0			NON-CONFERENCE		0- 1			0- 2			12- 1					
2- 0		0- 0		0- 0			HOME		0- 0			0- 0			2- 0					
3- 2		0- 0		0- 0			AWAY		0- 1			0- 0			3- 1					
7- 2		0- 0		0- 0			NEUTRAL		0- 0			0- 2			7- 0					
3- 11		0- 0		0- 0			CONFERENCE		0- 4			0- 6			3- 1					
2- 5		0- 0		0- 0			HOME		0- 2			0- 3			2- 0					
1- 6		0- 0		0- 0			AWAY		0- 2			0- 3			1- 1					
0- 0		0- 0		0- 0			NEUTRAL		0- 0			0- 0			0- 0					
RPI	S	Opponent		Score		RPI	S	Opponent		Score		RPI	S	Opponent		Score				
								51	A	Lipscomb	0	3	102	A	Kennesaw St.	2	3			
								51	H	Lipscomb	0	3	102	H	Kennesaw St.	2	3			
								70	A	Saint Louis	0	3	127	N	ETSU	0	3			
								96	A	FGCU	0	3	131	A	Jacksonville	1	3			
								96	H	FGCU	0	3	131	H	Jacksonville	1	3			
													138	A	North Florida	0	3			
													138	H	North Florida	2	3			
													139	N	North Dakota	1	3			
													206	A	Charlotte	3	0			
													210	A	Clemson	0	3			
													211	H	Wofford	3	2			
													212	A	Stetson	1	3			
													212	H	Stetson	3	2			
													236	H	Winthrop	3	1			
													241	N	UNC Asheville	3	1			
													243	N	Davidson	3	0			
													264	N	Southeast Mo. St.	3	1			
													270	N	UT Martin	3	1			
													297	A	NJIT	3	0			
													297	H	NJIT	3	0			
													305	N	The Citadel	3	1			
													310	N	Presbyterian	3	1			
													311	A	Gardner-Webb	3	1			
													326	N	Ark.-Pine Bluff	3	0			
													329	A	South Carolina St.	3	1			
LAST 10 GAMES																				
						138	A	North Florida	0	3	51	H	Lipscomb	0	3	311	A	Gardner-Webb	3	1
						131	A	Jacksonville	1	3	102	H	Kennesaw St.	2	3	326	N	Ark.-Pine Bluff	3	0
						212	H	Stetson	3	2	297	A	NJIT	3	0	329	A	South Carolina St.	3	1
						96	H	FGCU	0	3	51	A	Lipscomb	0	3					
						297	H	NJIT	3	0	96	A	FGCU	0	3					

Non-Div. I Games:

USC Upstate

Average RPI Win:		189	WON-LOST RECORD		WINNING PCT. RANK		LAST 10 GAMES		STRENGTH OF SCHEDULE		OPP. STRENGTH OF SCHEDULE		TEAM RPI		ADJ RPI		CONF. RPI		ADJ CONF. RPI	
Average RPI Loss:		88																		
DIV. I ONLY			7- 25		.21875 296		1- 9		80		68		215		.46459 214		6		6	
DIV. I NON-CONF.			5- 7		.41667 204		0- 0		101		122		156		.50193 155		6		6	
TOTALS		RPI 1-25		RPI 26-50		W-L RECORDS		RPI 51-100		RPI 101-150		RPI 150+								
7- 25		0- 3		0- 6		OVERALL		0- 7		2- 3		5- 6								
3- 10		0- 2		0- 2		HOME		0- 3		1- 1		2- 2								
2- 11		0- 1		0- 4		AWAY		0- 2		0- 2		2- 2								
2- 4		0- 0		0- 0		NEUTRAL		0- 2		1- 0		1- 2								
5- 7		0- 1		0- 1		NON-CONFERENCE		0- 2		2- 1		3- 2								
2- 1		0- 1		0- 0		HOME		0- 0		1- 0		1- 0								
1- 2		0- 0		0- 1		AWAY		0- 0		0- 1		1- 0								
2- 4		0- 0		0- 0		NEUTRAL		0- 2		1- 0		1- 2								
2- 18		0- 2		0- 5		CONFERENCE		0- 5		0- 2		2- 4								
1- 9		0- 1		0- 2		HOME		0- 3		0- 1		1- 2								
1- 9		0- 1		0- 3		AWAY		0- 2		0- 1		1- 2								
0- 0		0- 0		0- 0		NEUTRAL		0- 0		0- 0		0- 0								
RPI	S	Opponent		Score		RPI	S	Opponent		Score		RPI	S	Opponent		Score				
10	H	Penn St.		0	3	27	A	North Carolina		1	3	57	A	Syracuse		1	3			
21	A	Louisville		0	3	28	A	Florida St.		0	3	57	H	Syracuse		2	3			
21	H	Louisville		0	3	28	H	Florida St.		0	3	59	A	Virginia		1	3			
						32	A	Purdue		1	3	62	N	Cleveland St.		2	3			
						44	A	Miami (FL)		1	3	72	N	Temple		1	3			
						46	H	Pittsburgh		0	3	76	H	Duke		0	3			
												82	H	Virginia Tech		0	3			

Non-Div. I Games:

Notre Dame

Average RPI Win:		222	WON-LOST RECORD		WINNING PCT. RANK		LAST 10 GAMES		STRENGTH OF SCHEDULE		OPP. STRENGTH OF SCHEDULE		TEAM RPI		ADJ RPI		CONF. RPI		ADJ CONF. RPI				
Average RPI Loss:		99																					
DIV. I ONLY			7- 20		.25926 284		2- 8		98		100		217		.46227 215		14		13				
DIV. I NON-CONF.			4- 7		.36364 238		0- 0		36		65		121		.53092 121		9		9				
TOTALS		RPI 1-25		RPI 26-50		W-L RECORDS		RPI 51-100		RPI 101-150		RPI 150+											
7- 20		0- 4		0- 4		OVERALL		1- 1		0- 8		6- 3											
2- 11		0- 3		0- 3		HOME		0- 0		0- 4		2- 1											
2- 8		0- 1		0- 1		AWAY		0- 1		0- 3		2- 2											
3- 1		0- 0		0- 0		NEUTRAL		1- 0		0- 1		2- 0											
4- 7		0- 2		0- 2		NON-CONFERENCE		1- 1		0- 2		3- 0											
0- 5		0- 2		0- 2		HOME		0- 0		0- 1		0- 0											
1- 1		0- 0		0- 0		AWAY		0- 1		0- 0		1- 0											
3- 1		0- 0		0- 0		NEUTRAL		1- 0		0- 1		2- 0											
3- 13		0- 2		0- 2		CONFERENCE		0- 0		0- 6		3- 3											
2- 6		0- 1		0- 1		HOME		0- 0		0- 3		2- 1											
1- 7		0- 1		0- 1		AWAY		0- 0		0- 3		1- 2											
0- 0		0- 0		0- 0		NEUTRAL		0- 0		0- 0		0- 0											
RPI	S	Opponent		Score		RPI	S	Opponent		Score		RPI	S	Opponent		Score							
12	H	UCLA		0	3	29	H	San Diego		0	3	74	N	Rice		3	1	101	N	Rhode Island		2	3
15	A	Hawaii		0	3	34	H	SMU		1	3	79	A	Pepperdine		1	3	103	A	Cal Poly		1	3
15	H	Hawaii		0	3	48	A	Long Beach St.		0	3							103	H	Cal Poly		1	3
19	H	Loyola Marymount		2	3	48	H	Long Beach St.		1	3							126	A	UC Davis		0	3
																		126	H	UC Davis		0	3
																		143	A	UC Irvine		0	3
																		143	H	UC Irvine		1	3
																		145	H	San Diego St.		0	3
																		165	A	Yale		3	1
																		197	N	Utah Valley		3	0
																		224	A	CSUN		2	3
																		224	H	CSUN		1	3
																		235	A	UC Riverside		0	3
																		235	H	UC Riverside		3	1
																		277	N	Incarnate Word		3	0
																		303	A	Cal St. Fullerton		3	1
																		303	H	Cal St. Fullerton		3	1
LAST 10 GAMES																							
143 A UC Irvine						0	3	126 H UC Davis						0	3								
15 H Hawaii						0	3	103 H Cal Poly						1	3								
235 A UC Riverside						0	3	224 A CSUN						2	3								
303 A Cal St. Fullerton						3	1	48 A Long Beach St.						0	3								
143 H UC Irvine						1	3	303 H Cal St. Fullerton						3	1								

Non-Div. I Games:

UC Santa Barbara

Average RPI Win:	233	WON-LOST RECORD	WINNING PCT. RANK	LAST 10 GAMES	STRENGTH OF SCHEDULE	OPP. STRENGTH OF SCHEDULE	TEAM RPI	ADJ RPI	CONF. RPI	ADJ CONF. RPI		
Average RPI Loss:	118											
DIV. I ONLY		9- 19	.32143	257	4- 6	131	154	218	.46206	216	19	18
DIV. I NON-CONF.		4- 8	.33333	250	0- 0	165	146	224	.45703	224	16	14
<hr/>												
TOTALS	RPI 1-25	RPI 26-50		W-L RECORDS		RPI 51-100		RPI 101-150		RPI 150+		
9- 19	0- 1	0- 3		OVERALL		0- 5		1- 2		8- 8		
5- 6	0- 0	0- 1		HOME		0- 2		1- 1		4- 2		
2- 9	0- 0	0- 1		AWAY		0- 3		0- 0		2- 5		
2- 4	0- 1	0- 1		NEUTRAL		0- 0		0- 1		2- 1		
<hr/>												
4- 8	0- 1	0- 1		NON-CONFERENCE		0- 1		0- 2		4- 3		
2- 1	0- 0	0- 0		HOME		0- 0		0- 1		2- 0		
0- 3	0- 0	0- 0		AWAY		0- 1		0- 0		0- 2		
2- 4	0- 1	0- 1		NEUTRAL		0- 0		0- 1		2- 1		
<hr/>												
5- 11	0- 0	0- 2		CONFERENCE		0- 4		1- 0		4- 5		
3- 5	0- 0	0- 1		HOME		0- 2		1- 0		2- 2		
2- 6	0- 0	0- 1		AWAY		0- 2		0- 0		2- 3		
0- 0	0- 0	0- 0		NEUTRAL		0- 0		0- 0		0- 0		
<hr/>												
RPI S	Opponent	Score	RPI S	Opponent	Score	RPI S	Opponent	Score	RPI S	Opponent	Score	
8 N	Washington	0 3	33 A	Northern Ariz.	1 3	56 A	Idaho St.	2 3	114 N	Washington St.	0 3	
			33 H	Northern Ariz.	1 3	56 H	Idaho St.	0 3	117 H	Portland	1 3	
			43 N	Boise St.	0 3	78 A	Sacramento St.	0 3	139 H	North Dakota	3 0	
						78 H	Sacramento St.	0 3	152 A	Northern Colo.	0 3	
						90 A	Gonzaga	1 3	157 A	UNLV	2 3	
									169 A	Texas Tech	1 3	
									173 A	Idaho	2 3	
									181 N	Oral Roberts	3 0	
									184 A	Southern Utah	3 1	
									184 H	Southern Utah	0 3	
									186 H	Nevada	3 0	
									189 A	Eastern Wash.	1 3	
									249 N	Southeastern La.	1 3	
									260 H	Montana	1 3	
									274 A	Weber St.	3 2	
									274 H	Weber St.	3 0	
									275 H	Grand Canyon	3 0	
									279 N	Northwestern St.	3 2	
									304 H	Montana St.	3 1	
<hr/>												
LAST 10 GAMES												
			33 A	Northern Ariz.	1 3	152 A	Northern Colo.	0 3				
			184 A	Southern Utah	3 1	304 H	Montana St.	3 1				
			274 H	Weber St.	3 0	260 H	Montana	1 3				
			56 H	Idaho St.	0 3	78 A	Sacramento St.	0 3				
			78 H	Sacramento St.	0 3	139 H	North Dakota	3 0				

Non-Div. I Games:

Portland St.

Average RPI Win:	258	WON-LOST	WINNING	LAST 10	STRENGTH OF	OPP. STRENGTH	TEAM	ADJ	CONF.	ADJ CONF.			
Average RPI Loss:	174	RECORD	PCT. RANK	GAMES	SCHEDULE	OF SCHEDULE	RPI	RPI	RPI	RPI			
DIV. I ONLY	14- 16	.46667	183	1- 9	251	275	219	.46202	217	24	24		
DIV. I NON-CONF.	10- 4	.71429	70	0- 0	254	302	150	.50708	150	24	24		
<hr/>													
TOTALS	RPI 1-25	RPI 26-50		W-L RECORDS		RPI 51-100		RPI 101-150		RPI 150+			
14- 16	0- 0	0- 0		OVERALL		0- 4		0- 2		14- 10			
10- 4	0- 0	0- 0		HOME		0- 1		0- 1		10- 2			
1- 10	0- 0	0- 0		AWAY		0- 2		0- 1		1- 7			
3- 2	0- 0	0- 0		NEUTRAL		0- 1		0- 0		3- 1			
<hr/>													
10- 4	0- 0	0- 0		NON-CONFERENCE		0- 2		0- 1		10- 1			
6- 0	0- 0	0- 0		HOME		0- 0		0- 0		6- 0			
1- 2	0- 0	0- 0		AWAY		0- 1		0- 1		1- 0			
3- 2	0- 0	0- 0		NEUTRAL		0- 1		0- 0		3- 1			
<hr/>													
4- 12	0- 0	0- 0		CONFERENCE		0- 2		0- 1		4- 9			
4- 4	0- 0	0- 0		HOME		0- 1		0- 1		4- 2			
0- 8	0- 0	0- 0		AWAY		0- 1		0- 0		0- 7			
0- 0	0- 0	0- 0		NEUTRAL		0- 0		0- 0		0- 0			
<hr/>													
RPI S	Opponent	Score	RPI S	Opponent	Score	RPI S	Opponent	Score	RPI S	Opponent	Score		
						67 A	A&M-Corpus Christi	0	3	105 A	Texas St.	0	3
						67 H	A&M-Corpus Christi	1	3	135 H	Central Ark.	0	3
						74 A	Rice	1	3	168 A	Stephen F. Austin	1	3
						89 N	Indiana	1	3	168 H	Stephen F. Austin	1	3
										180 A	Houston Baptist	2	3
										180 H	Houston Baptist	3	1
										183 H	Marist	3	0
										190 H	McNeese St.	3	1
										195 A	Sam Houston St.	1	3
										195 H	Sam Houston St.	3	2
										231 A	Abilene Christian	1	3
										237 H	Tulane	3	1
										244 A	Louisiana Tech	3	2
										248 A	New Orleans	0	3
										249 A	Southeastern La.	0	3
										250 N	La.-Monroe	2	3
										251 H	UTRGV	3	1
										277 A	Incarnate Word	1	3
										279 H	Northwestern St.	0	3
										284 H	Nicholls St.	3	1
				290 H	UAB	3	0						
			LAST 10 GAMES			301 H	Texas Southern	3	1				
						301 N	Texas Southern	3	0				
						307 H	Jackson St.	3	0				
						320 N	Prairie View	3	0				
						325 N	Southern U.	3	0				
						67 H	A&M-Corpus Christi	1	3				
						180 H	Houston Baptist	3	1				
						249 A	Southeastern La.	0	3				
						248 A	New Orleans	0	3				
						168 A	Stephen F. Austin	1	3				
						180 A	Houston Baptist	2	3				
						67 A	A&M-Corpus Christi	0	3				
						168 H	Stephen F. Austin	1	3				
						279 H	Northwestern St.	0	3				
						135 H	Central Ark.	0	3				

Non-Div. I Games:

Lamar

Average RPI Win:	249	WON-LOST RECORD	WINNING PCT. RANK	LAST 10 GAMES	STRENGTH OF SCHEDULE	OPP. STRENGTH OF SCHEDULE	TEAM RPI	ADJ RPI	CONF. RPI	ADJ CONF. RPI		
DIV. I ONLY		12- 22	.35294	238	4- 6	134	248	220	.46182	218	18	19
DIV. I NON-CONF.		6- 10	.375	232	0- 0	176	267	229	.45241	228	22	22
<hr/>												
TOTALS	RPI 1-25	RPI 26-50			W-L RECORDS		RPI 51-100		RPI 101-150		RPI 150+	
12- 22	0- 0	0- 0			OVERALL		0- 9		1- 5		11- 8	
6- 8	0- 0	0- 0			HOME		0- 3		0- 3		6- 2	
3- 11	0- 0	0- 0			AWAY		0- 5		1- 2		2- 4	
3- 3	0- 0	0- 0			NEUTRAL		0- 1		0- 0		3- 2	
<hr/>												
6- 10	0- 0	0- 0			NON-CONFERENCE		0- 4		0- 0		6- 6	
2- 3	0- 0	0- 0			HOME		0- 1		0- 0		2- 2	
1- 4	0- 0	0- 0			AWAY		0- 2		0- 0		1- 2	
3- 3	0- 0	0- 0			NEUTRAL		0- 1		0- 0		3- 2	
<hr/>												
6- 12	0- 0	0- 0			CONFERENCE		0- 5		1- 5		5- 2	
4- 5	0- 0	0- 0			HOME		0- 2		0- 3		4- 0	
2- 7	0- 0	0- 0			AWAY		0- 3		1- 2		1- 2	
0- 0	0- 0	0- 0			NEUTRAL		0- 0		0- 0		0- 0	
<hr/>												
RPI S	Opponent	Score	RPI S	Opponent	Score	RPI S	Opponent	Score	RPI S	Opponent	Score	
						77 A Chattanooga	0	3	116 A UNCG	0	3	
						77 A Chattanooga	0	3	116 H UNCG	1	3	
						77 H Chattanooga	2	3	127 A ETSU	3	2	
						80 A Appalachian St.	0	3	127 H ETSU	0	3	
						81 A Furman	1	3	136 A Samford	0	3	
						81 H Furman	0	3	136 H Samford	2	3	
						83 N Towson	1	3	173 N Idaho	3	1	
						97 A Maryland	0	3	179 H High Point	0	3	
						100 H Murray St.	0	3	193 N Penn	2	3	
									204 H Fresno St.	0	3	
									211 A Wofford	0	3	
									211 H Wofford	3	2	
									222 A Howard	1	3	
									225 N George Mason	3	1	
									241 H UNC Asheville	3	0	
									246 N William & Mary	2	3	
									247 A Mercer	1	3	
									247 H Mercer	3	2	
									254 A East Carolina	3	1	
									268 H Georgia St.	3	2	
			269 A Tennessee Tech	1	3							
			LAST 10 GAMES			305 A The Citadel	3	2	305 A The Citadel	3	1	
						81 A Furman	1	3	305 H The Citadel	3	1	
						305 A The Citadel	3	2	305 H The Citadel	3	1	
						127 A ETSU	3	2	322 N Hampton	3	0	
						211 A Wofford	0	3				
						116 H UNCG	1	3				

Non-Div. I Games:

Western Caro.

Average RPI Win: 238		WON-LOST RECORD		WINNING PCT. RANK		LAST 10 GAMES		STRENGTH OF SCHEDULE		OPP. STRENGTH OF SCHEDULE		TEAM RPI		ADJ RPI		CONF. RPI		ADJ CONF. RPI	
DIV. I ONLY		14- 15		.48276 176		5- 5		258		271		216		.46142 219		26		26	
DIV. I NON-CONF.		7- 6		.53846 151		0- 0		250		249		202		.46905 202		27		27	
TOTALS		RPI 1-25		RPI 26-50		W-L RECORDS		RPI 51-100		RPI 101-150		RPI 150+							
14- 15		0- 0		0- 0		OVERALL		0- 2		1- 3		13- 10							
5- 5		0- 0		0- 0		HOME		0- 1		1- 0		4- 4							
6- 5		0- 0		0- 0		AWAY		0- 0		0- 1		6- 4							
3- 5		0- 0		0- 0		NEUTRAL		0- 1		0- 2		3- 2							
7- 6		0- 0		0- 0		NON-CONFERENCE		0- 1		1- 3		6- 2							
3- 0		0- 0		0- 0		HOME		0- 0		1- 0		2- 0							
2- 2		0- 0		0- 0		AWAY		0- 0		0- 1		2- 1							
2- 4		0- 0		0- 0		NEUTRAL		0- 1		0- 2		2- 1							
7- 9		0- 0		0- 0		CONFERENCE		0- 1		0- 0		7- 8							
2- 5		0- 0		0- 0		HOME		0- 1		0- 0		2- 4							
4- 3		0- 0		0- 0		AWAY		0- 0		0- 0		4- 3							
1- 1		0- 0		0- 0		NEUTRAL		0- 0		0- 0		1- 1							
RPI S	Opponent	Score		RPI S	Opponent	Score		RPI S	Opponent	Score		RPI S	Opponent	Score					
								62 N	Cleveland St.	2	3	104 A	George Washington	1	3				
								84 H	Coastal Caro.	0	3	114 H	Washington St.	3	1				
												126 N	UC Davis	0	3				
												145 N	Princeton	2	3				
												167 A	Liberty	3	1				
												167 H	Liberty	1	3				
												167 N	Liberty	3	2				
												176 H	LIU Brooklyn	3	1				
												179 A	High Point	1	3				
												179 H	High Point	2	3				
												194 A	Campbell	3	1				
												194 H	Campbell	3	2				
												194 N	Campbell	1	3				
												203 N	Robert Morris	3	0				
												209 N	DePaul	2	3				
												236 A	Winthrop	2	3				
												241 A	UNC Asheville	0	3				
												241 H	UNC Asheville	0	3				
												262 H	Elon	3	2				
												268 A	Georgia St.	3	2				
												291 A	Toledo	1	3				
												306 H	Charleston So.	2	3				
												310 A	Presbyterian	3	0				
												311 A	Gardner-Webb	3	2				
												311 H	Gardner-Webb	3	1				
												319 A	Norfolk St.	3	0				
												332 N	Grambling	3	0				
				LAST 10 GAMES															

Non-Div. I Games:

Radford

Average RPI Win: 190		WON-LOST	WINNING	LAST 10	STRENGTH OF		OPP. STRENGTH	TEAM	ADJ	CONF.	ADJ CONF.			
Average RPI Loss: 91		RECORD	PCT. RANK	GAMES	SCHEDULE		OF SCHEDULE	RPI	RPI	RPI	RPI			
DIV. I ONLY		5- 25	.16667	317	0- 10		56	70	222	.46066	220	5	5	
DIV. I NON-CONF.		5- 7	.41667	204	0- 0		117	163	176	.49122	176	5	5	
TOTALS		RPI 1-25	RPI 26-50		W-L RECORDS		RPI 51-100		RPI 101-150		RPI 150+			
5- 25		0- 7	0- 0		OVERALL		0- 7		1- 7		4- 4			
4- 12		0- 3	0- 0		HOME		0- 3		1- 4		3- 2			
0- 11		0- 4	0- 0		AWAY		0- 4		0- 2		0- 1			
1- 2		0- 0	0- 0		NEUTRAL		0- 0		0- 1		1- 1			
5- 7		0- 1	0- 0		NON-CONFERENCE		0- 1		1- 2		4- 3			
4- 3		0- 0	0- 0		HOME		0- 1		1- 1		3- 1			
0- 2		0- 1	0- 0		AWAY		0- 0		0- 0		0- 1			
1- 2		0- 0	0- 0		NEUTRAL		0- 0		0- 1		1- 1			
0- 18		0- 6	0- 0		CONFERENCE		0- 6		0- 5		0- 1			
0- 9		0- 3	0- 0		HOME		0- 2		0- 3		0- 1			
0- 9		0- 3	0- 0		AWAY		0- 4		0- 2		0- 0			
0- 0		0- 0	0- 0		NEUTRAL		0- 0		0- 0		0- 0			
RPI	S	Opponent	Score		RPI	S	Opponent	Score		RPI	S	Opponent	Score	
5	H	Florida	0	3						106	N	Hofstra	0	3
7	A	Wisconsin	0	3						61	A	Arkansas	0	3
9	A	Texas A&M	0	3						69	A	Auburn	0	3
18	A	Missouri	0	3						93	A	Alabama	0	3
18	H	Missouri	0	3						93	H	Alabama	0	3
24	A	Kentucky	0	3						95	A	Ole Miss	0	3
24	H	Kentucky	0	3						95	H	Ole Miss	1	3
							</							

Non-Div. I Games:

Georgia

Average RPI Win:	280	WON-LOST RECORD	WINNING PCT. RANK	LAST 10 GAMES	STRENGTH OF SCHEDULE	OPP. STRENGTH OF SCHEDULE	TEAM RPI	ADJ RPI	CONF. RPI	ADJ CONF. RPI									
DIV. I ONLY		19- 14	.57576	121	6- 4	291	297	211	.45992	221	29	29							
DIV. I NON-CONF.		9- 9	.5	160	0- 0	264	263	228	.45038	229	29	29							
<hr/>																			
TOTALS	RPI 1-25	RPI 26-50		W-L RECORDS		RPI 51-100		RPI 101-150		RPI 150+									
19- 14	0- 1	0- 0		OVERALL		0- 2		0- 2		19- 9									
14- 0	0- 0	0- 0		HOME		0- 0		0- 0		14- 0									
3- 9	0- 0	0- 0		AWAY		0- 1		0- 2		3- 6									
2- 5	0- 1	0- 0		NEUTRAL		0- 1		0- 0		2- 3									
<hr/>																			
9- 9	0- 1	0- 0		NON-CONFERENCE		0- 2		0- 2		9- 4									
7- 0	0- 0	0- 0		HOME		0- 0		0- 0		7- 0									
0- 5	0- 0	0- 0		AWAY		0- 1		0- 2		0- 2									
2- 4	0- 1	0- 0		NEUTRAL		0- 1		0- 0		2- 2									
<hr/>																			
10- 5	0- 0	0- 0		CONFERENCE		0- 0		0- 0		10- 5									
7- 0	0- 0	0- 0		HOME		0- 0		0- 0		7- 0									
3- 4	0- 0	0- 0		AWAY		0- 0		0- 0		3- 4									
0- 1	0- 0	0- 0		NEUTRAL		0- 0		0- 0		0- 1									
<hr/>																			
RPI	S	Opponent	Score	RPI	S	Opponent	Score	RPI	S	Opponent	Score	RPI	S	Opponent	Score				
3	N	Minnesota	0 3					75	N	James Madison	0 3	140	A	New Hampshire	1 3				
								87	A	Col. of Charleston	0 3	141	A	UConn	1 3				
																161	H	Dartmouth	3 1
																176	A	LIU Brooklyn	0 3
																176	H	LIU Brooklyn	3 1
																183	A	Marist	2 3
																195	N	Sam Houston St.	1 3
																203	A	Robert Morris	2 3
																203	H	Robert Morris	3 1
																203	N	Robert Morris	1 3
																232	N	Bucknell	3 0
																245	N	UMBC	1 3
																253	A	Sacred Heart	2 3
																253	H	Sacred Heart	3 2
																257	H	Providence	3 0
																296	H	Iona	3 1
																299	N	La Salle	3 1
																302	A	Central Conn. St.	3 1
																302	H	Central Conn. St.	3 0
																312	H	Holy Cross	3 1
																312	H	Holy Cross	3 1
				LAST 10 GAMES												314	A	St. Francis Brooklyn	3 1
				203 N Robert Morris				1 3	315 H Fairleigh Dickinson				3 1	314 H St. Francis Brooklyn				3 0	
				317 A Saint Francis (PA)				0 3	176 A LIU Brooklyn				0 3	315 A Fairleigh Dickinson				3 0	
				203 A Robert Morris				2 3	314 A St. Francis Brooklyn				3 1	315 H Fairleigh Dickinson				3 1	
				302 A Central Conn. St.				3 1	317 H Saint Francis (PA)				3 1	317 A Saint Francis (PA)				0 3	
				253 H Sacred Heart				3 2	203 H Robert Morris				3 1	317 H Saint Francis (PA)				3 1	

Non-Div. I Games:

Bryant

RPI	S	Opponent	Score	
318	H	Hartford	3	0
327	A	UMass Lowell	0	3
330	H	Quinnipiac	3	1

Bryant

B
r
y
a
n
t

B
r
y
a
n
t

Average RPI Win:		280	WON-LOST		WINNING		LAST 10		STRENGTH OF		OPP. STRENGTH		TEAM		ADJ		CONF.		ADJ CONF.				
Average RPI Loss:		164	RECORD		PCT. RANK		GAMES		SCHEDULE		OF SCHEDULE		RPI		RPI		RPI		RPI				
DIV. I ONLY			18- 14		.5625 130		9- 1		296		286		221		.45883 222		31		31				
DIV. I NON-CONF.			3- 13		.1875 291		0- 1		200		144		280		.41047 280		31		31				
TOTALS		RPI 1-25		RPI 26-50		W-L RECORDS		RPI 51-100		RPI 101-150		RPI 150+											
18- 14		0- 1		0- 1		OVERALL		0- 3		0- 1		18- 8											
8- 1		0- 0		0- 0		HOME		0- 1		0- 0		8- 0											
6- 7		0- 1		0- 1		AWAY		0- 1		0- 0		6- 4											
4- 6		0- 0		0- 0		NEUTRAL		0- 1		0- 1		4- 4											
3- 13		0- 1		0- 1		NON-CONFERENCE		0- 3		0- 1		3- 7											
1- 1		0- 0		0- 0		HOME		0- 1		0- 0		1- 0											
1- 6		0- 1		0- 1		AWAY		0- 1		0- 0		1- 3											
1- 6		0- 0		0- 0		NEUTRAL		0- 1		0- 1		1- 4											
15- 1		0- 0		0- 0		CONFERENCE		0- 0		0- 0		15- 1											
7- 0		0- 0		0- 0		HOME		0- 0		0- 0		7- 0											
5- 1		0- 0		0- 0		AWAY		0- 0		0- 0		5- 1											
3- 0		0- 0		0- 0		NEUTRAL		0- 0		0- 0		3- 0											
RPI	S	Opponent		Score		RPI	S	Opponent		Score		RPI	S	Opponent		Score							
10	A	Penn St.		0	3	39	A	Villanova		0	3	60	A	American		0	3	145	N	Princeton		2	3
												75	N	James Madison		0	3	175	N	Duquesne		3	2
												97	H	Maryland		1	3	193	N	Penn		0	3
																		198	A	Rutgers		1	3
																		207	N	Siena		0	3
																		218	H	Western Caro.		3	1
																		223	N	Georgetown		2	3
																		225	A	George Mason		1	3
																		225	N	George Mason		1	3
																		242	A	UMES		3	0
																		242	H	UMES		3	1
																		245	A	UMBC		3	1
																		255	H	Bethune-Cookman		3	2
																		255	N	Bethune-Cookman		3	0
																		285	A	Coppin St.		3	0
																		285	H	Coppin St.		3	0
																		287	A	Morgan St.		1	3
																		287	H	Morgan St.		3	0
																		289	N	Florida A&M		3	1
																		309	A	Loyola Maryland		0	3
																		319	A	Norfolk St.		3	0
																		319	H	Norfolk St.		3	0
																		322	A	Hampton		3	1
																		322	H	Hampton		3	0
																		323	A	Delaware St.		3	1
																		323	H	Delaware St.		3	1
																		329	N	South Carolina St.		3	0
																		329	H	South Carolina St.		3	0
LAST 10 GAMES																							
																		10	A	Penn St.		0	3
																		255	N	Bethune-Cookman		3	0
																		289	N	Florida A&M		3	1
																		329	N	South Carolina St.		3	0
																		287	H	Morgan St.		3	0
																		322	A	Hampton		3	1
																		319	A	Norfolk St.		3	0
																		323	A	Delaware St.		3	1
																		242	H	UMES		3	1
																		285	H	Coppin St.		3	0

Non-Div. I Games:

Howard

Average RPI Win:	251	WON-LOST RECORD	WINNING PCT. RANK	LAST 10 GAMES	STRENGTH OF SCHEDULE	OPP. STRENGTH OF SCHEDULE	TEAM RPI	ADJ RPI	CONF. RPI	ADJ CONF. RPI	
Average RPI Loss:	107	10- 21	.32258 251	2- 8	152	144	225	.45821 223	7	7	
DIV. I ONLY		6- 7	.46154 185	0- 0	221	275	217	.46004 215	7	7	
DIV. I NON-CONF.											
<hr/>											
TOTALS	RPI 1-25	RPI 26-50		W-L RECORDS		RPI 51-100		RPI 101-150		RPI 150+	
10- 21	0- 2	0- 4		OVERALL		0- 5		1- 6		9- 4	
2- 8	0- 1	0- 2		HOME		0- 1		0- 4		2- 0	
3- 9	0- 1	0- 2		AWAY		0- 2		1- 2		2- 2	
5- 4	0- 0	0- 0		NEUTRAL		0- 2		0- 0		5- 2	
<hr/>											
6- 7	0- 0	0- 0		NON-CONFERENCE		0- 3		0- 1		6- 3	
0- 1	0- 0	0- 0		HOME		0- 0		0- 1		0- 0	
1- 2	0- 0	0- 0		AWAY		0- 1		0- 0		1- 1	
5- 4	0- 0	0- 0		NEUTRAL		0- 2		0- 0		5- 2	
<hr/>											
4- 14	0- 2	0- 4		CONFERENCE		0- 2		1- 5		3- 1	
2- 7	0- 1	0- 2		HOME		0- 1		0- 3		2- 0	
2- 7	0- 1	0- 2		AWAY		0- 1		1- 2		1- 1	
0- 0	0- 0	0- 0		NEUTRAL		0- 0		0- 0		0- 0	
<hr/>											
RPI S	Opponent	Score	RPI S	Opponent	Score	RPI S	Opponent	Score	RPI S	Opponent	Score
14 A	Creighton	0 3	36 A	Marquette	0 3	60 N	American	1 3	104 H	George Washington	0 3
14 H	Creighton	2 3	36 H	Marquette	0 3	65 A	Xavier	1 3	125 A	St. John's (NY)	1 3
			39 A	Villanova	0 3	65 H	Xavier	1 3	125 H	St. John's (NY)	0 3
			39 H	Villanova	0 3	75 A	James Madison	1 3	142 A	Seton Hall	3 2
						98 N	Kent St.	1 3	142 H	Seton Hall	2 3
									147 A	Butler	1 3
									147 H	Butler	0 3
									203 N	Robert Morris	1 3
									209 A	DePaul	0 3
									209 H	DePaul	3 2
									220 N	Georgia	3 1
									222 N	Howard	3 2
									225 N	George Mason	0 3
									257 A	Providence	3 1
									257 H	Providence	3 1
									271 N	Niagara	3 0
									282 A	Fordham	2 3
									287 A	Morgan St.	3 0
									319 N	Norfolk St.	3 0
									328 N	N.C. Central	3 0
<hr/>											
			LAST 10 GAMES								
			14 H	Creighton	2 3	39 A	Villanova	0 3			
			65 H	Xavier	1 3	142 A	Seton Hall	3 2			
			147 H	Butler	0 3	257 H	Providence	3 1			
			36 A	Marquette	0 3	125 H	St. John's (NY)	0 3			
			209 A	DePaul	0 3	147 A	Butler	1 3			

Non-Div. I Games:

Georgetown

Average RPI Win:	247	WON-LOST	WINNING	LAST 10	STRENGTH OF	OPP. STRENGTH	TEAM	ADJ	CONF.	ADJ CONF.	
Average RPI Loss:	133	RECORD	PCT. RANK	GAMES	SCHEDULE	OF SCHEDULE	RPI	RPI	RPI	RPI	
DIV. I ONLY	10- 19	.34483	239	4- 6	154	205	224	.45779	225	17	16
DIV. I NON-CONF.	6- 9	.4	216	1- 0	186	238	220	.45719	223	18	18
<hr/>											
TOTALS	RPI 1-25	RPI 26-50		W-L RECORDS		RPI 51-100		RPI 101-150		RPI 150+	
10- 19	0- 2	0- 0		OVERALL		0- 5		0- 5		10- 7	
3- 6	0- 1	0- 0		HOME		0- 2		0- 2		3- 1	
3- 9	0- 1	0- 0		AWAY		0- 3		0- 2		3- 3	
4- 4	0- 0	0- 0		NEUTRAL		0- 0		0- 1		4- 3	
6- 9	0- 0	0- 0		NON-CONFERENCE		0- 3		0- 2		6- 4	
1- 1	0- 0	0- 0		HOME		0- 1		0- 0		1- 0	
1- 4	0- 0	0- 0		AWAY		0- 2		0- 1		1- 1	
4- 4	0- 0	0- 0		NEUTRAL		0- 0		0- 1		4- 3	
4- 10	0- 2	0- 0		CONFERENCE		0- 2		0- 3		4- 3	
2- 5	0- 1	0- 0		HOME		0- 1		0- 2		2- 1	
2- 5	0- 1	0- 0		AWAY		0- 1		0- 1		2- 2	
0- 0	0- 0	0- 0		NEUTRAL		0- 0		0- 0		0- 0	
RPI S	Opponent	Score	RPI S	Opponent	Score	RPI S	Opponent	Score	RPI S	Opponent	Score
22 A	Dayton	0 3				60 H	American	0 3	101 H	Rhode Island	1 3
22 H	Dayton	0 3				66 A	Colorado	1 3	104 A	George Washington	1 3
						70 A	Saint Louis	1 3	104 H	George Washington	0 3
						70 H	Saint Louis	0 3	118 N	San Francisco	0 3
						97 A	Maryland	0 3	125 A	St. John's (NY)	0 3
									175 A	Duquesne	2 3
									175 H	Duquesne	2 3
									184 A	VCU	3 1
									193 N	Penn	3 2
									205 A	Air Force	0 3
									218 N	Western Caro.	1 3
									222 H	Howard	3 1
									222 N	Howard	3 1
									223 N	Georgetown	3 0
									242 A	UMES	3 1
									243 A	Davidson	1 3
									274 N	Weber St.	1 3
									282 H	Fordham	3 0
									286 N	Cornell	2 3
									299 A	La Salle	3 1
									299 H	La Salle	3 2
									302 N	Central Conn. St.	3 1
			LAST 10 GAMES								
			175 H	Duquesne	2 3	242 A	UMES	3 1			
			299 H	La Salle	3 2	101 H	Rhode Island	1 3			
			22 A	Dayton	0 3	282 H	Fordham	3 0			
			70 A	Saint Louis	1 3	299 A	La Salle	3 1			
			104 H	George Washington	0 3	175 A	Duquesne	2 3			

Non-Div. I Games:

George Mason

Average RPI Win:	263	WON-LOST RECORD	WINNING PCT. RANK	LAST 10 GAMES	STRENGTH OF SCHEDULE	OPP. STRENGTH OF SCHEDULE	TEAM RPI	ADJ RPI	CONF. RPI	ADJ CONF. RPI		
DIV. I ONLY		10- 19	.34483	239	4- 6	171	179	227	.45767	226	15	15
DIV. I NON-CONF.		5- 7	.41667	204	0- 0	289	214	264	.42489	261	17	16
<hr/>												
TOTALS	RPI 1-25	RPI 26-50		W-L RECORDS		RPI 51-100		RPI 101-150		RPI 150+		
10- 19	0- 3	0- 0		OVERALL		0- 4		0- 7		10- 5		
4- 10	0- 2	0- 0		HOME		0- 2		0- 2		4- 4		
4- 6	0- 1	0- 0		AWAY		0- 2		0- 3		4- 0		
2- 3	0- 0	0- 0		NEUTRAL		0- 0		0- 2		2- 1		
5- 7	0- 0	0- 0		NON-CONFERENCE		0- 2		0- 2		5- 3		
2- 3	0- 0	0- 0		HOME		0- 1		0- 0		2- 2		
1- 1	0- 0	0- 0		AWAY		0- 1		0- 0		1- 0		
2- 3	0- 0	0- 0		NEUTRAL		0- 0		0- 2		2- 1		
5- 12	0- 3	0- 0		CONFERENCE		0- 2		0- 5		5- 2		
2- 7	0- 2	0- 0		HOME		0- 1		0- 2		2- 2		
3- 5	0- 1	0- 0		AWAY		0- 1		0- 3		3- 0		
0- 0	0- 0	0- 0		NEUTRAL		0- 0		0- 0		0- 0		
RPI	S	Opponent	Score	RPI	S	Opponent	Score	RPI	S	Opponent	Score	
20	A	Arkansas St.	0 <div>3</div>					80	A	Appalachian St.	0 <div>3</div>	
20	H	Arkansas St.	0 <div>3</div>					80	H	Appalachian St.	0 <div>3</div>	
20	H	Arkansas St.	0 <div>3</div>					91	A	Fla. Atlantic	0 <div>3</div>	
								96	H	FGCU	2 <div>3</div>	
										102	N Kennesaw St.	2 <div>3</div>
										105	A Texas St.	0 <div>3</div>
										111	N Georgia Tech	0 <div>3</div>
										115	A Little Rock	1 <div>3</div>
										115	H Little Rock	0 <div>3</div>
										121	A Texas-Arlington	1 <div>3</div>
										121	H Texas-Arlington	0 <div>3</div>
										163	H South Ala.	1 <div>3</div>
										174	H Troy	3 1
										212	N Stetson	2 <div>3</div>
										220	A Georgia	3 1
										236	H Winthrop	1 <div>3</div>
										238	H Tennessee St.	1 <div>3</div>
										250	A La.-Monroe	3 0
										250	H La.-Monroe	2 <div>3</div>
										255	N Bethune-Cookman	3 0
										267	N Binghamton	3 0
										268	A Georgia St.	3 2
										268	H Georgia St.	3 0
										292	A La.-Lafayette	3 1
										308	H Chicago St.	3 1
										331	H Savannah St.	3 0
<hr/>												
LAST 10 GAMES												
		20	H Arkansas St.	0 <div>3</div>			20	A Arkansas St.	0 <div>3</div>			
		174	H Troy	3 1			121	H Texas-Arlington	0 <div>3</div>			
		268	A Georgia St.	3 2			80	H Appalachian St.	0 <div>3</div>			
		80	A Appalachian St.	0 <div>3</div>			292	A La.-Lafayette	3 1			
		115	A Little Rock	1 <div>3</div>			250	A La.-Monroe	3 0			

Non-Div. I Games:

Ga. Southern

Average RPI Win:	253	WON-LOST RECORD	WINNING PCT. RANK	LAST 10 GAMES	STRENGTH OF SCHEDULE	OPP. STRENGTH OF SCHEDULE	TEAM RPI	ADJ RPI	CONF. RPI	ADJ CONF. RPI			
Average RPI Loss:	158												
DIV. I ONLY	15- 16	.48387	173	3- 7	275	244	223	.45522	228	16	17		
DIV. I NON-CONF.	11- 4	.73333	60	0- 0	314	295	193	.47508	196	19	19		
<hr/>													
TOTALS	RPI 1-25	RPI 26-50		W-L RECORDS	RPI 51-100		RPI 101-150		RPI 150+				
15- 16	0- 0	0- 0		OVERALL	1- 3		0- 5		14- 8				
9- 7	0- 0	0- 0		HOME	0- 2		0- 1		9- 4				
4- 7	0- 0	0- 0		AWAY	1- 1		0- 2		3- 4				
2- 2	0- 0	0- 0		NEUTRAL	0- 0		0- 2		2- 0				
<hr/>													
11- 4	0- 0	0- 0		NON-CONFERENCE	0- 0		0- 3		11- 1				
7- 1	0- 0	0- 0		HOME	0- 0		0- 0		7- 1				
2- 1	0- 0	0- 0		AWAY	0- 0		0- 1		2- 0				
2- 2	0- 0	0- 0		NEUTRAL	0- 0		0- 2		2- 0				
<hr/>													
4- 12	0- 0	0- 0		CONFERENCE	1- 3		0- 2		3- 7				
2- 6	0- 0	0- 0		HOME	0- 2		0- 1		2- 3				
2- 6	0- 0	0- 0		AWAY	1- 1		0- 1		1- 4				
0- 0	0- 0	0- 0		NEUTRAL	0- 0		0- 0		0- 0				
<hr/>													
RPI S	Opponent	Score	RPI S	Opponent	Score	RPI S	Opponent	Score	RPI S	Opponent	Score		
						62 A	Cleveland St.	1	3	112 A	Miami (OH)	0	3
						62 H	Cleveland St.	1	3	119 N	Loyola Chicago	0	3
						99 A	Oakland	3	1	122 A	Valparaiso	0	3
						99 H	Oakland	0	3	122 H	Valparaiso	0	3
										138 N	North Florida	2	3
										170 A	Green Bay	0	3
										170 H	Green Bay	1	3
										172 A	Milwaukee	2	3
										172 H	Milwaukee	3	0
										188 A	Northern Ky.	0	3
										188 H	Northern Ky.	3	0
										227 A	Youngstown St.	3	2
										227 H	Youngstown St.	0	3
										230 A	Ill.-Chicago	2	3
										230 H	Ill.-Chicago	1	3
										241 N	UNC Asheville	3	0
										259 A	Bowling Green	3	0
										265 H	Evansville	3	0
										269 H	Tennessee Tech	3	0
										271 H	Niagara	3	1
				280 H	Morehead St.	3	1						
				281 N	IPFW	3	1						
				298 H	Akron	3	1						
				298 H	Akron	2	3						
				305 A	The Citadel	3	1						
				317 H	Saint Francis (PA)	3	0						
				317 H	Saint Francis (PA)	3	0						
			LAST 10 GAMES										
			99 A	Oakland	3	1	188 A	Northern Ky.	0	3			
			227 A	Youngstown St.	3	2	230 A	Ill.-Chicago	2	3			
			62 A	Cleveland St.	1	3	122 A	Valparaiso	0	3			
			172 H	Milwaukee	3	0	99 H	Oakland	0	3			
			170 H	Green Bay	1	3	227 H	Youngstown St.	0	3			

Non-Div. I Games:

Wright St.

Average RPI Win:	245	WON-LOST	WINNING	LAST 10	STRENGTH OF	OPP. STRENGTH	TEAM	ADJ	CONF.	ADJ CONF.	
Average RPI Loss:	135	RECORD	PCT. RANK	GAMES	SCHEDULE	OF SCHEDULE	RPI	RPI	RPI	RPI	
DIV. I ONLY	13- 18	.41935	213	2- 8	248	224	230	.45482	229	10	10
DIV. I NON-CONF.	8- 5	.61538	120	0- 0	315	311	237	.44318	239	10	10
<hr/>											
TOTALS	RPI 1-25	RPI 26-50		W-L RECORDS		RPI 51-100		RPI 101-150		RPI 150+	
13- 18	0- 2	1- 3		OVERALL		0- 1		0- 4		12- 8	
5- 8	0- 1	1- 1		HOME		0- 1		0- 3		4- 2	
2- 10	0- 1	0- 2		AWAY		0- 0		0- 1		2- 6	
6- 0	0- 0	0- 0		NEUTRAL		0- 0		0- 0		6- 0	
8- 5	0- 0	0- 0		NON-CONFERENCE		0- 1		0- 1		8- 3	
1- 3	0- 0	0- 0		HOME		0- 1		0- 1		1- 1	
1- 2	0- 0	0- 0		AWAY		0- 0		0- 0		1- 2	
6- 0	0- 0	0- 0		NEUTRAL		0- 0		0- 0		6- 0	
5- 13	0- 2	1- 3		CONFERENCE		0- 0		0- 3		4- 5	
4- 5	0- 1	1- 1		HOME		0- 0		0- 2		3- 1	
1- 8	0- 1	0- 2		AWAY		0- 0		0- 1		1- 4	
0- 0	0- 0	0- 0		NEUTRAL		0- 0		0- 0		0- 0	
RPI	S	Opponent	Score	RPI	S	Opponent	Score	RPI	S	Opponent	Score
25	A	Colorado St.	0 3	42	A	Wyoming	2 3	78	H	Sacramento St.	1 3
25	H	Colorado St.	1 3	42	H	Wyoming	3 2				
				43	A	Boise St.	0 3				
				43	H	Boise St.	0 3				

Non-Div. I Games:

San Jose St.

Average RPI Win:	235	WON-LOST RECORD	WINNING PCT. RANK	LAST 10 GAMES	STRENGTH OF SCHEDULE	OPP. STRENGTH OF SCHEDULE	TEAM RPI	ADJ RPI	CONF. RPI	ADJ CONF. RPI		
DIV. I ONLY		12- 19	.3871	223	1- 9	226	208	232	.45476	230	16	17
DIV. I NON-CONF.		7- 8	.46667	180	0- 1	274	218	238	.44486	236	19	19
<hr/>												
TOTALS	RPI 1-25	RPI 26-50		W-L RECORDS		RPI 51-100		RPI 101-150		RPI 150+		
12- 19	0- 0	0- 0		OVERALL		1- 7		0- 3		11- 9		
6- 7	0- 0	0- 0		HOME		0- 3		0- 1		6- 3		
4- 8	0- 0	0- 0		AWAY		0- 3		0- 2		4- 3		
2- 4	0- 0	0- 0		NEUTRAL		1- 1		0- 0		1- 3		
7- 8	0- 0	0- 0		NON-CONFERENCE		1- 3		0- 1		6- 4		
4- 1	0- 0	0- 0		HOME		0- 1		0- 0		4- 0		
1- 3	0- 0	0- 0		AWAY		0- 1		0- 1		1- 1		
2- 4	0- 0	0- 0		NEUTRAL		1- 1		0- 0		1- 3		
5- 11	0- 0	0- 0		CONFERENCE		0- 4		0- 2		5- 5		
2- 6	0- 0	0- 0		HOME		0- 2		0- 1		2- 3		
3- 5	0- 0	0- 0		AWAY		0- 2		0- 1		3- 2		
0- 0	0- 0	0- 0		NEUTRAL		0- 0		0- 0		0- 0		
RPI S	Opponent	Score	RPI S	Opponent	Score	RPI S	Opponent	Score	RPI S	Opponent	Score	
						54 N	UNI	3 2	122 A	Valparaiso	1 3	
						62 A	Cleveland St.	0 3	122 H	Valparaiso	0 3	
						62 H	Cleveland St.	1 3	147 A	Butler	0 3	
						73 H	Illinois St.	1 3	170 A	Green Bay	0 3	
						85 A	Denver	0 3	170 H	Green Bay	0 3	
						86 N	Cincinnati	1 3	172 A	Milwaukee	2 3	
						99 A	Oakland	0 3	172 H	Milwaukee	3 2	
						99 H	Oakland	0 3	188 A	Northern Ky.	3 1	
									188 H	Northern Ky.	1 3	
									202 N	Eastern Ill.	1 3	
									209 A	DePaul	0 3	
									227 A	Youngstown St.	3 1	
									227 H	Youngstown St.	0 3	
									228 A	Wright St.	3 1	
									228 H	Wright St.	3 2	
									231 N	Abilene Christian	3 1	
									258 N	Central Mich.	2 3	
									260 N	Montana	2 3	
									281 A	IPFW	3 1	
									287 H	Morgan St.	3 0	
									302 H	Central Conn. St.	3 0	
									308 H	Chicago St.	3 1	
									313 H	Western Ill.	3 0	
			LAST 10 GAMES									
						227 H	Youngstown St.	0 3	99 A	Oakland	0 3	
						62 H	Cleveland St.	1 3	122 H	Valparaiso	0 3	
						170 A	Green Bay	0 3	228 H	Wright St.	3 2	
						172 A	Milwaukee	2 3	188 H	Northern Ky.	1 3	
						209 A	DePaul	0 3	62 A	Cleveland St.	0 3	

Non-Div. I Games:

Ill.-Chicago

Average RPI Win:		246	WON-LOST RECORD		WINNING PCT. RANK		LAST 10 GAMES		STRENGTH OF SCHEDULE		OPP. STRENGTH OF SCHEDULE		TEAM RPI		ADJ RPI		CONF. RPI		ADJ CONF. RPI	
DIV. I ONLY			9- 20		.31034 264		5- 5		127		197		228		.45459 231		24		24	
DIV. I NON-CONF.			0- 13		0 319		0- 0		48		76		252		.43055 252		24		24	
TOTALS		RPI 1-25		RPI 26-50		W-L RECORDS		RPI 51-100		RPI 101-150		RPI 150+								
9- 20		0- 1		0- 3		OVERALL		0- 5		0- 3		9- 8								
6- 2		0- 0		0- 0		HOME		0- 0		0- 0		6- 2								
3- 10		0- 1		0- 0		AWAY		0- 4		0- 2		3- 3								
0- 8		0- 0		0- 3		NEUTRAL		0- 1		0- 1		0- 3								
0- 13		0- 1		0- 3		NON-CONFERENCE		0- 4		0- 2		0- 3								
0- 0		0- 0		0- 0		HOME		0- 0		0- 0		0- 0								
0- 5		0- 1		0- 0		AWAY		0- 3		0- 1		0- 0								
0- 8		0- 0		0- 3		NEUTRAL		0- 1		0- 1		0- 3								
9- 7		0- 0		0- 0		CONFERENCE		0- 1		0- 1		9- 5								
6- 2		0- 0		0- 0		HOME		0- 0		0- 0		6- 2								
3- 5		0- 0		0- 0		AWAY		0- 1		0- 1		3- 3								
0- 0		0- 0		0- 0		NEUTRAL		0- 0		0- 0		0- 0								
RPI	S	Opponent		Score		RPI	S	Opponent		Score		RPI	S	Opponent		Score				
9	A	Texas A&M		1	3	30	N	Wichita St.		0	3	121	A	Texas-Arlington		0	3			
						43	N	Boise St.		0	3	135	A	Central Ark.		1	3			
						50	N	Arizona		0	3	144	N	Houston		1	3			
												85	A	Denver		0	3			
												88	A	North Texas		2	3			
												168	A	Stephen F. Austin		1	3			
												168	H	Stephen F. Austin		2	3			
												180	A	Houston Baptist		2	3			
												190	A	McNeese St.		3	1			
												195	H	Sam Houston St.		3	2			
												200	N	UTEP		1	3			
												217	H	Lamar		3	1			
												230	N	Ill.-Chicago		1	3			
												248	H	New Orleans		3	1			
												249	H	Southeastern La.		3	0			
												260	N	Montana		1	3			
												277	A	Incarnate Word		3	1			
												277	H	Incarnate Word		3	1			
												279	A	Northwestern St.		3	2			
												279	H	Northwestern St.		3	0			
												284	A	Nicholls St.		0	3			
												284	H	Nicholls St.		1	3			
LAST 10 GAMES																				
279 A Northwestern St.						3	2	284 H Nicholls St.						1	3					
168 A Stephen F. Austin						1	3	249 H Southeastern La.						3	0					
284 A Nicholls St.						0	3	248 H New Orleans						3	1					
190 A McNeese St.						3	1	67 A A&M-Corpus Christi						1	3					
277 A Incarnate Word						3	1	180 A Houston Baptist						2	3					

Non-Div. I Games:

Abilene Christian

Average RPI Win:	277	WON-LOST	WINNING	LAST 10	STRENGTH OF	OPP. STRENGTH	TEAM	ADJ	CONF.	ADJ CONF.						
Average RPI Loss:	181	RECORD	PCT. RANK	GAMES	SCHEDULE	OF SCHEDULE	RPI	RPI	RPI	RPI						
DIV. I ONLY	14- 12	.53846	141	5- 5	295	281	229	.4531	232	25	25					
DIV. I NON-CONF.	6- 4	.6	130	0- 0	320	304	243	.43629	244	25	25					
<hr/>																
TOTALS	RPI 1-25	RPI 26-50		W-L RECORDS		RPI 51-100		RPI 101-150		RPI 150+						
14- 12	0- 0	0- 0		OVERALL		0- 2		1- 1		13- 9						
6- 4	0- 0	0- 0		HOME		0- 1		1- 0		5- 3						
3- 7	0- 0	0- 0		AWAY		0- 1		0- 1		3- 5						
5- 1	0- 0	0- 0		NEUTRAL		0- 0		0- 0		5- 1						
<hr/>																
6- 4	0- 0	0- 0		NON-CONFERENCE		0- 0		0- 0		6- 4						
1- 1	0- 0	0- 0		HOME		0- 0		0- 0		1- 1						
0- 2	0- 0	0- 0		AWAY		0- 0		0- 0		0- 2						
5- 1	0- 0	0- 0		NEUTRAL		0- 0		0- 0		5- 1						
<hr/>																
8- 8	0- 0	0- 0		CONFERENCE		0- 2		1- 1		7- 5						
5- 3	0- 0	0- 0		HOME		0- 1		1- 0		4- 2						
3- 5	0- 0	0- 0		AWAY		0- 1		0- 1		3- 3						
0- 0	0- 0	0- 0		NEUTRAL		0- 0		0- 0		0- 0						
<hr/>																
RPI S	Opponent	Score	RPI S	Opponent	Score	RPI S	Opponent	Score	RPI S	Opponent	Score					
						60 A American	0	3	120 A Army West Point	0	3					
						60 H American	0	3	120 H Army West Point	3	1					
						156 A Lehigh	0	3	156 H Lehigh	2	3					
						158 N Fairfield	3	0	183 A Marist	1	3					
						199 A Colgate	0	3	199 H Colgate	0	3					
						221 N Bryant	0	3	252 N Brown	3	2					
						257 H Providence	1	3	263 A Navy	2	3					
						263 H Navy	3	2	297 N NJIT	3	0					
						299 N La Salle	3	0	300 A Lafayette	3	2					
						300 H Lafayette	3	0	302 A Central Conn. St.	1	3					
						309 A Loyola Maryland	3	0	309 H Loyola Maryland	3	0					
						312 A Holy Cross	3	1	312 H Holy Cross	3	0					
						318 N Hartford	3	1	323 H Delaware St.	3	0					
						LAST 10 GAMES						312 H Holy Cross	3	0		
						312 H Holy Cross	3	0	263 A Navy	2	3					
						120 H Army West Point	3	1	60 A American	0	3					
						309 A Loyola Maryland	3	0	120 A Army West Point	0	3					
						156 A Lehigh	0	3	312 A Holy Cross	3	1					
						300 H Lafayette	3	0	199 A Colgate	0	3					

Non-Div. I Games:

Bucknell

Average RPI Win:		261	WON-LOST RECORD		WINNING PCT. RANK		LAST 10 GAMES		STRENGTH OF SCHEDULE		OPP. STRENGTH OF SCHEDULE		TEAM RPI		ADJ RPI		CONF. RPI		ADJ CONF. RPI	
DIV. I ONLY			7- 22		.24138 289		4- 6		85		209		233		.45177 233		20		20	
DIV. I NON-CONF.			1- 11		.08333 311		0- 0		25		188		210		.46135 214		14		15	
TOTALS		RPI 1-25		RPI 26-50		W-L RECORDS		RPI 51-100		RPI 101-150		RPI 150+								
7- 22		0- 2		0- 3		OVERALL		0- 6		0- 4		7- 7								
2- 6		0- 0		0- 1		HOME		0- 2		0- 1		2- 2								
4- 9		0- 2		0- 1		AWAY		0- 3		0- 1		4- 2								
1- 7		0- 0		0- 1		NEUTRAL		0- 1		0- 2		1- 3								
1- 11		0- 2		0- 1		NON-CONFERENCE		0- 3		0- 2		1- 3								
0- 0		0- 0		0- 0		HOME		0- 0		0- 0		0- 0								
0- 5		0- 2		0- 0		AWAY		0- 2		0- 0		0- 1								
1- 6		0- 0		0- 1		NEUTRAL		0- 1		0- 2		1- 2								
6- 11		0- 0		0- 2		CONFERENCE		0- 3		0- 2		6- 4								
2- 6		0- 0		0- 1		HOME		0- 2		0- 1		2- 2								
4- 4		0- 0		0- 1		AWAY		0- 1		0- 1		4- 1								
0- 1		0- 0		0- 0		NEUTRAL		0- 0		0- 0		0- 1								
RPI	S	Opponent		Score		RPI	S	Opponent		Score		RPI	S	Opponent		Score				
8	A	Washington		0	3	39	N	Villanova		0	3	57	A	Syracuse		0	3			
10	A	Penn St.		0	3	49	A	Ohio		0	3	94	H	Northern Ill.		2	3			
						49	H	Ohio		0	3	95	A	Ole Miss		2	3			
												98	A	Kent St.		0	3			
												98	H	Kent St.		1	3			
												100	N	Murray St.		0	3			

Non-Div. I Games:

Buffalo

Average RPI Win: 215		WON-LOST RECORD		WINNING PCT. RANK		LAST 10 GAMES		STRENGTH OF SCHEDULE		OPP. STRENGTH OF SCHEDULE		TEAM RPI		ADJ RPI		CONF. RPI		ADJ CONF. RPI	
DIV. I ONLY		8- 22		.26667 283		4- 6		133		114		236		.45101 234		11		11	
DIV. I NON-CONF.		2- 12		.14286 305		0- 0		140		104		273		.41865 273		12		12	
TOTALS		RPI 1-25		RPI 26-50		W-L RECORDS		RPI 51-100		RPI 101-150		RPI 150+							
8- 22		0- 1		0- 1		OVERALL		1- 9		0- 3		7- 8							
4- 12		0- 1		0- 1		HOME		0- 5		0- 1		4- 4							
3- 7		0- 0		0- 0		AWAY		1- 3		0- 1		2- 3							
1- 3		0- 0		0- 0		NEUTRAL		0- 1		0- 1		1- 1							
2- 12		0- 0		0- 1		NON-CONFERENCE		0- 5		0- 2		2- 4							
1- 7		0- 0		0- 1		HOME		0- 3		0- 1		1- 2							
0- 2		0- 0		0- 0		AWAY		0- 1		0- 0		0- 1							
1- 3		0- 0		0- 0		NEUTRAL		0- 1		0- 1		1- 1							
6- 10		0- 1		0- 0		CONFERENCE		1- 4		0- 1		5- 4							
3- 5		0- 1		0- 0		HOME		0- 2		0- 0		3- 2							
3- 5		0- 0		0- 0		AWAY		1- 2		0- 1		2- 2							
0- 0		0- 0		0- 0		NEUTRAL		0- 0		0- 0		0- 0							
RPI	S	Opponent		Score		RPI	S	Opponent		Score		RPI	S	Opponent		Score			
16	H	Western Ky.		1	3	35	H	Missouri St.		0	3	55	H	Kansas St.		0	3		
												62	H	Cleveland St.		0	3		
												64	A	UTSA		0	3		
												74	A	Rice		3	2		
												74	H	Rice		0	3		
												77	N	Chattanooga		1	3		
												82	A	Virginia Tech		0	3		
												88	A	North Texas		1	3		
												89	H	Indiana		2	3		
												91	H	Fla. Atlantic		0	3		

Non-Div. I Games:

Middle Tenn.

Average RPI Win:	248	WON-LOST RECORD	WINNING PCT. RANK	LAST 10 GAMES	STRENGTH OF SCHEDULE	OPP. STRENGTH OF SCHEDULE	TEAM RPI	ADJ RPI	CONF. RPI	ADJ CONF. RPI	
Average RPI Loss:	109										
DIV. I ONLY	10- 19	.34483	239	4- 6	221	128	237	.45084	235	14	13
DIV. I NON-CONF.	5- 8	.38462	225	0- 0	211	156	225	.45552	225	9	9
<hr/>											
TOTALS	RPI 1-25	RPI 26-50		W-L RECORDS	RPI 51-100		RPI 101-150		RPI 150+		
10- 19	0- 2	0- 5		OVERALL	0- 1		1- 6		9- 5		
4- 4	0- 1	0- 1		HOME	0- 0		1- 2		3- 0		
3- 10	0- 1	0- 2		AWAY	0- 0		0- 4		3- 3		
3- 5	0- 0	0- 2		NEUTRAL	0- 1		0- 0		3- 2		
5- 8	0- 0	0- 3		NON-CONFERENCE	0- 1		0- 1		5- 3		
0- 0	0- 0	0- 0		HOME	0- 0		0- 0		0- 0		
2- 3	0- 0	0- 1		AWAY	0- 0		0- 1		2- 1		
3- 5	0- 0	0- 2		NEUTRAL	0- 1		0- 0		3- 2		
5- 11	0- 2	0- 2		CONFERENCE	0- 0		1- 5		4- 2		
4- 4	0- 1	0- 1		HOME	0- 0		1- 2		3- 0		
1- 7	0- 1	0- 1		AWAY	0- 0		0- 3		1- 2		
0- 0	0- 0	0- 0		NEUTRAL	0- 0		0- 0		0- 0		
RPI S Opponent	Score	RPI S Opponent	Score	RPI S Opponent	Score	RPI S Opponent	Score	RPI S Opponent	Score		
15 A Hawaii	1 3	33 N Northern Ariz.	1 3	78 N Sacramento St.	1 3	103 A Cal Poly	0 3				
15 H Hawaii	0 3	37 A Santa Clara	0 3			103 H Cal Poly	0 3				
		43 N Boise St.	1 3			117 A Portland	0 3				
		48 A Long Beach St.	0 3			126 A UC Davis	1 3				
		48 H Long Beach St.	0 3			126 H UC Davis	3 2				
						143 A UC Irvine	0 3				
						143 H UC Irvine	0 3				
						186 N Nevada	2 3				
						198 N Rutgers	0 3				
						204 A Fresno St.	0 3				
						215 A UC Santa Barbara	1 3				
						215 H UC Santa Barbara	3 0				
						224 A CSUN	2 3				
						224 H CSUN	3 2				
						229 A San Jose St.	3 2				
						258 N Central Mich.	3 0				
						274 N Weber St.	3 1				
						275 A Grand Canyon	3 1				
						275 N Grand Canyon	3 0				
						303 A Cal St. Fullerton	3 0				
						303 H Cal St. Fullerton	3 2				
		LAST 10 GAMES									
		48 H Long Beach St.	0 3	224 H CSUN	3 2						
		224 A CSUN	2 3	15 A Hawaii	1 3						
		215 H UC Santa Barbara	3 0	143 H UC Irvine	0 3						
		103 H Cal Poly	0 3	126 H UC Davis	3 2						
		303 A Cal St. Fullerton	3 0	103 A Cal Poly	0 3						

Non-Div. I Games:

UC Riverside

[illegible]

Non-Div. I Games:

Winthrop

Average RPI Win: 227		WON-LOST RECORD	WINNING PCT. RANK		LAST 10 GAMES	STRENGTH OF SCHEDULE		OPP. STRENGTH OF SCHEDULE		TEAM RPI	ADJ RPI		CONF. RPI	ADJ CONF. RPI	
Average RPI Loss: 131															
DIV. I ONLY		10- 22	.3125	261	3- 7	163		176		235	.45	237	9	9	
DIV. I NON-CONF.		6- 6	.5	160	0- 0	267		279		231	.44893	232	11	11	
TOTALS		RPI 1-25	RPI 26-50		W-L RECORDS		RPI 51-100		RPI 101-150		RPI 150+				
10- 22	0- 0	0- 2		OVERALL		1- 5		1- 9		8- 6					
7- 8	0- 0	0- 1		HOME		1- 2		1- 4		5- 1					
0- 12	0- 0	0- 1		AWAY		0- 2		0- 5		0- 4					
3- 2	0- 0	0- 0		NEUTRAL		0- 1		0- 0		3- 1					
6- 6	0- 0	0- 0		NON-CONFERENCE		0- 2		0- 0		6- 4					
3- 2	0- 0	0- 0		HOME		0- 1		0- 0		3- 1					
0- 2	0- 0	0- 0		AWAY		0- 0		0- 0		0- 2					
3- 2	0- 0	0- 0		NEUTRAL		0- 1		0- 0		3- 1					
4- 16	0- 0	0- 2		CONFERENCE		1- 3		1- 9		2- 2					
4- 6	0- 0	0- 1		HOME		1- 1		1- 4		2- 0					
0- 10	0- 0	0- 1		AWAY		0- 2		0- 5		0- 2					
0- 0	0- 0	0- 0		NEUTRAL		0- 0		0- 0		0- 0					
RPI	S	Opponent	Score	RPI	S	Opponent	Score	RPI	S	Opponent	Score				
				34	A	SMU	0 3	52	H	TCU	0 3	109	A	Tulsa	2 3
				34	H	SMU	0 3	64	N	UTSA	0 3	109	H	Tulsa	3 2
								72	A	Temple	1 3	123	A	UCF	2 3
								72	H	Temple	3 1	123	H	UCF	0 3
								86	A	Cincinnati	0 3	128	A	Memphis	0 3
								86	H	Cincinnati	0 3	128	H	Memphis	2 3
												141	A	UConn	0 3
												141	H	UConn	2 3
												144	A	Houston	1 3
												144	H	Houston	2 3
												151	A	South Fla.	2 3
												151	H	South Fla.	3 2
												154	H	North Carolina St.	1 3
												195	A	Sam Houston St.	0 3
												217	A	Lamar	1 3
												248	H	New Orleans	3 1
												251	N	UTRGV	3 1
												254	A	East Carolina	2 3
												254	H	East Carolina	3 2
												277	H	Incarnate Word	3 1
												284	H	Nicholls St.	3 0
												304	N	Montana St.	1 3
												307	N	Jackson St.	3 0
												320	N	Prairie View	3 0
LAST 10 GAMES															
				86	A	Cincinnati	0 3	34	A	SMU	0 3				
				128	A	Memphis	0 3	141	H	UConn	2 3				
				254	H	East Carolina	3 2	72	H	Temple	3 1				
				144	A	Houston	1 3	123	H	UCF	0 3				
				109	A	Tulsa	2 3	151	H	South Fla.	3 2				

Non-Div. I Games:

Tulane

Average RPI Win: 264		WON-LOST	WINNING	LAST 10	STRENGTH OF		OPP. STRENGTH	TEAM	ADJ	CONF.	ADJ CONF.
Average RPI Loss: 202		RECORD	PCT. RANK	GAMES	SCHEDULE		OF SCHEDULE	RPI	RPI	RPI	RPI
DIV. I ONLY		16- 14	.53333	145	6- 4		302	286	238	.44879	238
DIV. I NON-CONF.		5- 7	.41667	204	0- 0		303	306	285	.40792	285
TOTALS		RPI 1-25	RPI 26-50		W-L RECORDS		RPI 51-100		RPI 101-150		RPI 150+
16- 14	0- 0	0- 0		OVERALL		0- 3		0- 2		16- 9	
7- 3	0- 0	0- 0		HOME		0- 0		0- 1		7- 2	
6- 8	0- 0	0- 0		AWAY		0- 3		0- 1		6- 4	
3- 3	0- 0	0- 0		NEUTRAL		0- 0		0- 0		3- 3	
5- 7	0- 0	0- 0		NON-CONFERENCE		0- 1		0- 2		5- 4	
1- 1	0- 0	0- 0		HOME		0- 0		0- 1		1- 0	
2- 3	0- 0	0- 0		AWAY		0- 1		0- 1		2- 1	
2- 3	0- 0	0- 0		NEUTRAL		0- 0		0- 0		2- 3	
11- 7	0- 0	0- 0		CONFERENCE		0- 2		0- 0		11- 5	
6- 2	0- 0	0- 0		HOME		0- 0		0- 0		6- 2	
4- 5	0- 0	0- 0		AWAY		0- 2		0- 0		4- 3	
1- 0	0- 0	0- 0		NEUTRAL		0- 0		0- 0		1- 0	
RPI S	Opponent	Score	RPI S	Opponent	Score	RPI S	Opponent	Score	RPI S	Opponent	Score
						95 A	Ole Miss	1 3	127 A	ETSU	0 3
						100 A	Murray St.	0 3	136 H	Samford	2 3
						100 A	Murray St.	0 3	166 A	Belmont	3 2
									166 H	Belmont	3 0
									181 N	Oral Roberts	0 3
									202 A	Eastern Ill.	3 1
									226 A	Ga. Southern	3 1
									236 N	Winthrop	0 3
									240 A	Eastern Ky.	2 3
									240 H	Eastern Ky.	1 3
									240 N	Eastern Ky.	3 2
									248 A	New Orleans	1 3
									264 H	Southeast Mo. St.	2 3
									269 A	Tennessee Tech	3 2
									269 H	Tennessee Tech	3 1
									270 H	UT Martin	3 2
									273 A	Austin Peay	3 2
									279 N	Northwestern St.	1 3
									280 A	Morehead St.	2 3
									280 H	Morehead St.	3 1
									288 H	SIUE	3 0
									295 A	Jacksonville St.	2 3
									295 H	Jacksonville St.	3 0
									308 N	Chicago St.	3 0
									316 H	Alabama A&M	3 0
									325 A	Southern U.	3 0
									332 N	Grambling	3 0
LAST 10 GAMES											
						100 A	Murray St.	0 3	269 A	Tennessee Tech	3 2
						240 N	Eastern Ky.	3 2	280 H	Morehead St.	3 1
						202 A	Eastern Ill.	3 1	240 H	Eastern Ky.	1 3
						166 H	Belmont	3 0	270 H	UT Martin	3 2
						295 A	Jacksonville St.	2 3	264 H	Southeast Mo. St.	2 3

Non-Div. I Games:

Tennessee St.

[illegible]

Non-Div. I Games:

Stony Brook

Average RPI Win: 270		WON-LOST	WINNING	LAST 10	STRENGTH OF		OPP. STRENGTH	TEAM	ADJ		CONF.	ADJ CONF.
Average RPI Loss: 204		RECORD	PCT. RANK	GAMES	SCHEDULE		OF SCHEDULE	RPI	RPI		RPI	RPI
DIV. I ONLY		14- 12	.53846	141	5- 5		306	291	242		.44604	241
DIV. I NON-CONF.		6- 5	.54545	144	0- 0		308	312	247		.43429	246
TOTALS		RPI 1-25	RPI 26-50		W-L RECORDS		RPI 51-100		RPI 101-150		RPI 150+	
14- 12		0- 0	0- 0		OVERALL		0- 1		0- 1		14- 10	
9- 2		0- 0	0- 0		HOME		0- 0		0- 0		9- 2	
4- 6		0- 0	0- 0		AWAY		0- 1		0- 0		4- 5	
1- 4		0- 0	0- 0		NEUTRAL		0- 0		0- 1		1- 3	
6- 5		0- 0	0- 0		NON-CONFERENCE		0- 0		0- 1		6- 4	
4- 0		0- 0	0- 0		HOME		0- 0		0- 0		4- 0	
1- 2		0- 0	0- 0		AWAY		0- 0		0- 0		1- 2	
1- 3		0- 0	0- 0		NEUTRAL		0- 0		0- 1		1- 2	
8- 7		0- 0	0- 0		CONFERENCE		0- 1		0- 0		8- 6	
5- 2		0- 0	0- 0		HOME		0- 0		0- 0		5- 2	
3- 4		0- 0	0- 0		AWAY		0- 1		0- 0		3- 3	
0- 1		0- 0	0- 0		NEUTRAL		0- 0		0- 0		0- 1	
RPI S	Opponent	Score	RPI S	Opponent	Score	RPI S	Opponent	Score	RPI S	Opponent	Score	
						84 A	Coastal Caro.	0 3	138 N	North Florida	0 3	
									167 A	Liberty	2 3	
									167 H	Liberty	3 1	
									179 H	High Point	2 3	
									194 H	Campbell	3 1	
									206 A	Charlotte	0 3	
									213 N	USC Upstate	1 3	
									218 A	Western Caro.	0 3	
									219 A	Radford	3 0	
									219 H	Radford	3 0	
									228 N	Wright St.	0 3	
									236 A	Winthrop	0 3	
									236 H	Winthrop	1 3	
									236 N	Winthrop	1 3	
									243 N	Davidson	3 1	
									248 H	New Orleans	3 1	
									305 A	The Citadel	3 2	
									305 H	The Citadel	3 1	
									306 A	Charleston So.	3 2	
									310 A	Presbyterian	3 0	
									310 H	Presbyterian	3 0	
									311 A	Gardner-Webb	1 3	
									311 H	Gardner-Webb	3 1	
									316 H	Alabama A&M	3 0	
									329 H	South Carolina St.	3 1	
			LAST 10 GAMES									
			236 N	Winthrop	1 3	194 H	Campbell	3 1				
			219 H	Radford	3 0	179 H	High Point	2 3				
			167 H	Liberty	3 1	84 A	Coastal Caro.	0 3				
			236 A	Winthrop	0 3	306 A	Charleston So.	3 2				
			310 A	Presbyterian	3 0	311 A	Gardner-Webb	1 3				

Non-Div. I Games: Montreat 3 0

UNC Asheville

Average RPI Win:	303	WON-LOST RECORD	WINNING PCT. RANK	LAST 10 GAMES	STRENGTH OF SCHEDULE	OPP. STRENGTH OF SCHEDULE	TEAM RPI	ADJ RPI	CONF. RPI	ADJ CONF. RPI	
Average RPI Loss:	216										
DIV. I ONLY		22- 7	.75862 36	6- 4	332	319	239	.444 242	31	31	
DIV. I NON-CONF.		10- 3	.76923 42	2- 1	323	308	199	.4704 201	31	31	
<hr/>											
TOTALS	RPI 1-25	RPI 26-50		W-L RECORDS	RPI 51-100		RPI 101-150		RPI 150+		
22- 7	0- 0	0- 0		OVERALL	0- 1		0- 0		22- 6		
15- 4	0- 0	0- 0		HOME	0- 0		0- 0		15- 4		
6- 2	0- 0	0- 0		AWAY	0- 1		0- 0		6- 1		
1- 1	0- 0	0- 0		NEUTRAL	0- 0		0- 0		1- 1		
<hr/>											
10- 3	0- 0	0- 0		NON-CONFERENCE	0- 1		0- 0		10- 2		
8- 1	0- 0	0- 0		HOME	0- 0		0- 0		8- 1		
1- 1	0- 0	0- 0		AWAY	0- 1		0- 0		1- 0		
1- 1	0- 0	0- 0		NEUTRAL	0- 0		0- 0		1- 1		
<hr/>											
12- 4	0- 0	0- 0		CONFERENCE	0- 0		0- 0		12- 4		
7- 3	0- 0	0- 0		HOME	0- 0		0- 0		7- 3		
5- 1	0- 0	0- 0		AWAY	0- 0		0- 0		5- 1		
0- 0	0- 0	0- 0		NEUTRAL	0- 0		0- 0		0- 0		
<hr/>											
RPI S	Opponent	Score	RPI S	Opponent	Score	RPI S	Opponent	Score	RPI S	Opponent	Score
						58 A	UNCW	0 3	184 A	VCU	3 1
									212 N	Stetson	0 3
									222 A	Howard	1 3
									222 H	Howard	0 3
									225 H	George Mason	1 3
									256 H	Manhattan	3 1
									283 H	Rider	3 2
									283 H	Rider	3 1
									285 A	Coppin St.	3 0
									285 H	Coppin St.	3 1
									287 A	Morgan St.	3 0
									287 H	Morgan St.	1 3
									289 H	Florida A&M	2 3
									299 H	La Salle	3 0
									309 H	Loyola Maryland	3 2
									310 N	Presbyterian	3 1
									319 A	Norfolk St.	3 0
									319 H	Norfolk St.	3 1
									321 H	N.C. A&T	3 0
									322 A	Hampton	3 0
									322 H	Hampton	3 0
									323 A	Delaware St.	3 0
									323 H	Delaware St.	3 0
									323 H	Delaware St.	3 0
									327 H	UMass Lowell	3 1
									327 H	UMass Lowell	3 0
									328 H	N.C. Central	3 0

Non-Div. I Games:

UMES

RPI	S	Opponent	Score	
330	H	Quinnipiac	3	0

U
M
E
S

U
M
E
S

UMES

Average RPI Win: 258		WON-LOST	WINNING	LAST 10	STRENGTH OF		OPP. STRENGTH	TEAM	ADJ	CONF.	ADJ CONF.
Average RPI Loss: 162		RECORD	PCT. RANK	GAMES	SCHEDULE		OF SCHEDULE	RPI	RPI	RPI	RPI
DIV. I ONLY		12- 16	.42857	208	5- 5		283	235	246	.44338	243
DIV. I NON-CONF.		6- 8	.42857	191	1- 0		290	281	272	.4197	271
TOTALS		RPI 1-25	RPI 26-50		W-L RECORDS		RPI 51-100		RPI 101-150		RPI 150+
12- 16	0- 1	0- 0		OVERALL		0- 2		1- 2		11- 11	
8- 3	0- 0	0- 0		HOME		0- 0		1- 1		7- 2	
3- 8	0- 1	0- 0		AWAY		0- 1		0- 1		3- 5	
1- 5	0- 0	0- 0		NEUTRAL		0- 1		0- 0		1- 4	
6- 8	0- 0	0- 0		NON-CONFERENCE		0- 1		0- 0		6- 7	
4- 0	0- 0	0- 0		HOME		0- 0		0- 0		4- 0	
1- 3	0- 0	0- 0		AWAY		0- 0		0- 0		1- 3	
1- 5	0- 0	0- 0		NEUTRAL		0- 1		0- 0		1- 4	
6- 8	0- 1	0- 0		CONFERENCE		0- 1		1- 2		5- 4	
4- 3	0- 0	0- 0		HOME		0- 0		1- 1		3- 2	
2- 5	0- 1	0- 0		AWAY		0- 1		0- 1		2- 2	
0- 0	0- 0	0- 0		NEUTRAL		0- 0		0- 0		0- 0	
RPI S	Opponent	Score		RPI S	Opponent	Score		RPI S	Opponent	Score	
22 A	Dayton	0 3						70 A	Saint Louis	1 3	
								100 N	Murray St.	0 3	
								101 A	Rhode Island	0 3	
								101 H	Rhode Island	3 2	
								104 H	George Washington	0 3	
								159 N	Marshall	3 2	
								175 A	Duquesne	0 3	
								175 H	Duquesne	1 3	
								177 N	Wake Forest	0 3	
								179 A	High Point	1 3	
								184 A	VCU	0 3	
								184 H	VCU	1 3	
								201 N	West Virginia	0 3	
								206 A	Charlotte	0 3	
								213 N	USC Upstate	0 3	
								225 H	George Mason	3 1	
								236 A	Winthrop	3 1	
								241 N	UNC Asheville	1 3	
								254 H	East Carolina	3 2	
								262 A	Elon	0 3	
								282 A	Fordham	3 1	
								282 H	Fordham	3 0	
								299 A	La Salle	3 2	
								299 H	La Salle	3 0	
								310 H	Presbyterian	3 0	
								321 H	N.C. A&T	3 1	
								322 H	Hampton	3 0	
				LAST 10 GAMES							
				282 H	Fordham	3 0		299 H	La Salle	3 0	
				101 H	Rhode Island	3 2		175 H	Duquesne	1 3	
				175 A	Duquesne	0 3		70 A	Saint Louis	1 3	
				299 A	La Salle	3 2		22 A	Dayton	0 3	
				184 A	VCU	0 3		321 H	N.C. A&T	3 1	

Non-Div. I Games:

Davidson

Average RPI Win:	247	WON-LOST	WINNING	LAST 10	STRENGTH OF	OPP. STRENGTH	TEAM	ADJ	CONF.	ADJ CONF.	
Average RPI Loss:	151	RECORD	PCT. RANK	GAMES	SCHEDULE	OF SCHEDULE	RPI	RPI	RPI	RPI	
DIV. I ONLY	10- 20	.33333	246	3- 7	203	240	250	.44242	244	11	11
DIV. I NON-CONF.	7- 7	.5	160	1- 0	247	318	227	.45368	227	12	12
<hr/>											
TOTALS	RPI 1-25	RPI 26-50		W-L RECORDS		RPI 51-100		RPI 101-150		RPI 150+	
10- 20	0- 1	0- 0		OVERALL		2- 5		0- 3		8- 11	
6- 6	0- 0	0- 0		HOME		1- 2		0- 1		5- 3	
2- 10	0- 1	0- 0		AWAY		0- 2		0- 2		2- 5	
2- 4	0- 0	0- 0		NEUTRAL		1- 1		0- 0		1- 3	
7- 7	0- 0	0- 0		NON-CONFERENCE		1- 1		0- 1		6- 5	
3- 1	0- 0	0- 0		HOME		0- 0		0- 0		3- 1	
2- 2	0- 0	0- 0		AWAY		0- 0		0- 1		2- 1	
2- 4	0- 0	0- 0		NEUTRAL		1- 1		0- 0		1- 3	
3- 13	0- 1	0- 0		CONFERENCE		1- 4		0- 2		2- 6	
3- 5	0- 0	0- 0		HOME		1- 2		0- 1		2- 2	
0- 8	0- 1	0- 0		AWAY		0- 2		0- 1		0- 4	
0- 0	0- 0	0- 0		NEUTRAL		0- 0		0- 0		0- 0	
RPI	S	Opponent	Score	RPI	S	Opponent	Score	RPI	S	Opponent	Score
16	A	Western Ky.	0 3					61	N	Arkansas	0 3
								64	A	UTSA	0 3
								67	N	A&M-Corpus Christi	3 2
								74	H	Rice	3 2
								88	A	North Texas	0 3
								88	H	North Texas	1 3
								91	H	Fla. Atlantic	0 3

Non-Div. I Games:

Louisiana Tech

Average RPI Win:	282	WON-LOST RECORD	WINNING PCT. RANK	LAST 10 GAMES	STRENGTH OF SCHEDULE	OPP. STRENGTH OF SCHEDULE	TEAM RPI	ADJ RPI	CONF. RPI	ADJ CONF. RPI	
Average RPI Loss:	169										
DIV. I ONLY		12- 14	.46154 195	5- 5	287	285	249	.44171 245	28	28	
DIV. I NON-CONF.		6- 8	.42857 191	0- 0	183	260	209	.46252 210	28	28	
<hr/>											
TOTALS	RPI 1-25	RPI 26-50		W-L RECORDS	RPI 51-100		RPI 101-150		RPI 150+		
12- 14	0- 0	0- 0		OVERALL	0- 3		0- 5		12- 6		
7- 4	0- 0	0- 0		HOME	0- 0		0- 2		7- 2		
3- 7	0- 0	0- 0		AWAY	0- 1		0- 3		3- 3		
2- 3	0- 0	0- 0		NEUTRAL	0- 2		0- 0		2- 1		
<hr/>											
6- 8	0- 0	0- 0		NON-CONFERENCE	0- 3		0- 1		6- 4		
3- 2	0- 0	0- 0		HOME	0- 0		0- 0		3- 2		
1- 3	0- 0	0- 0		AWAY	0- 1		0- 1		1- 1		
2- 3	0- 0	0- 0		NEUTRAL	0- 2		0- 0		2- 1		
<hr/>											
6- 6	0- 0	0- 0		CONFERENCE	0- 0		0- 4		6- 2		
4- 2	0- 0	0- 0		HOME	0- 0		0- 2		4- 0		
2- 4	0- 0	0- 0		AWAY	0- 0		0- 2		2- 2		
0- 0	0- 0	0- 0		NEUTRAL	0- 0		0- 0		0- 0		
<hr/>											
RPI S	Opponent	Score	RPI S	Opponent	Score	RPI S	Opponent	Score	RPI S	Opponent	Score
						59 N	Virginia	0 3	137 A	Albany (NY)	0 3
						60 A	American	0 3	137 H	Albany (NY)	2 3
						75 N	James Madison	2 3	140 A	New Hampshire	1 3
									140 H	New Hampshire	0 3
									141 A	UConn	0 3
									203 A	Robert Morris	3 0
									203 A	Robert Morris	2 3
									221 N	Bryant	3 1
									222 H	Howard	1 3
									239 A	Stony Brook	0 3
									239 H	Stony Brook	3 1
									246 N	William & Mary	2 3
									267 A	Binghamton	1 3
									267 H	Binghamton	3 1
									282 H	Fordham	3 0
									285 H	Coppin St.	3 0
									287 H	Morgan St.	3 1
									299 H	La Salle	2 3
									309 N	Loyola Maryland	3 1
									318 A	Hartford	3 0
									318 H	Hartford	3 0
									327 A	UMass Lowell	3 1
									327 H	UMass Lowell	3 0
LAST 10 GAMES											
						140 H	New Hampshire	0 3	239 H	Stony Brook	3 1
						318 H	Hartford	3 0	318 A	Hartford	3 0
						137 A	Albany (NY)	0 3	140 A	New Hampshire	1 3
						267 A	Binghamton	1 3	267 H	Binghamton	3 1
						327 H	UMass Lowell	3 0	137 H	Albany (NY)	2 3

Non-Div. I Games:

UMBC

Average RPI Win:	260	WON-LOST RECORD	WINNING PCT. RANK	LAST 10 GAMES	STRENGTH OF SCHEDULE	OPP. STRENGTH OF SCHEDULE	TEAM RPI	ADJ RPI	CONF. RPI	ADJ CONF. RPI	
DIV. I ONLY		10- 20	.33333 246	2- 8	212	195	245	.44134 246	12	12	
DIV. I NON-CONF.		6- 7	.46154 185	0- 0	306	268	268	.42001 269	13	13	
<hr/>											
TOTALS	RPI 1-25	RPI 26-50		W-L RECORDS		RPI 51-100		RPI 101-150		RPI 150+	
10- 20	0- 0	0- 0		OVERALL		0- 11		0- 3		10- 6	
4- 7	0- 0	0- 0		HOME		0- 4		0- 1		4- 2	
2- 10	0- 0	0- 0		AWAY		0- 5		0- 2		2- 3	
4- 3	0- 0	0- 0		NEUTRAL		0- 2		0- 0		4- 1	
<hr/>											
6- 7	0- 0	0- 0		NON-CONFERENCE		0- 2		0- 1		6- 4	
2- 1	0- 0	0- 0		HOME		0- 0		0- 0		2- 1	
0- 4	0- 0	0- 0		AWAY		0- 1		0- 1		0- 2	
4- 2	0- 0	0- 0		NEUTRAL		0- 1		0- 0		4- 1	
<hr/>											
4- 13	0- 0	0- 0		CONFERENCE		0- 9		0- 2		4- 2	
2- 6	0- 0	0- 0		HOME		0- 4		0- 1		2- 1	
2- 6	0- 0	0- 0		AWAY		0- 4		0- 1		2- 1	
0- 1	0- 0	0- 0		NEUTRAL		0- 1		0- 0		0- 0	
<hr/>											
RPI S	Opponent	Score	RPI S	Opponent	Score	RPI S	Opponent	Score	RPI S	Opponent	Score
						58 A UNCW	0	3	106 A Hofstra	0	3
						58 H UNCW	1	3	106 H Hofstra	1	3
						58 N UNCW	0	3	120 A Army West Point	2	3
						59 N Virginia	0	3	178 A Delaware	3	1
						60 A American	0	3	178 H Delaware	3	0
						75 A James Madison	0	3	184 A VCU	2	3
						75 H James Madison	2	3	218 N Western Caro.	3	2
						83 A Towson	1	3	245 N UMBC	3	2
						83 H Towson	1	3	254 A East Carolina	0	3
						87 A Col. of Charleston	1	3	262 A Elon	0	3
						87 H Col. of Charleston	0	3	262 H Elon	1	3
									272 A Northeastern	3	1
									272 H Northeastern	3	1
									286 N Cornell	2	3
									296 N Iona	3	0
									299 H La Salle	3	0
									311 H Gardner-Webb	2	3
									319 H Norfolk St.	3	1
									322 N Hampton	3	1
									LAST 10 GAMES		
58 N UNCW	0	3	178 A Delaware	3	1						
106 H Hofstra	1	3	262 A Elon	0	3						
272 H Northeastern	3	1	83 A Towson	1	3						
87 A Col. of Charleston	1	3	75 A James Madison	0	3						
58 A UNCW	0	3	262 H Elon	1	3						

Non-Div. I Games:

William & Mary

Average RPI Win: 265		WON-LOST	WINNING	LAST 10	STRENGTH OF		OPP. STRENGTH	TEAM	ADJ	CONF.	ADJ CONF.
Average RPI Loss: 139		RECORD	PCT. RANK	GAMES	SCHEDULE		OF SCHEDULE	RPI	RPI	RPI	RPI
DIV. I ONLY		10- 19	.34483	239	2- 8		219	245	251	.44064	247
DIV. I NON-CONF.		5- 7	.41667	204	0- 0		310	298	290	.40352	289
TOTALS		RPI 1-25	RPI 26-50		W-L RECORDS		RPI 51-100		RPI 101-150		RPI 150+
10- 19	0- 0	0- 0		OVERALL		0- 5		1- 8		9- 6	
7- 4	0- 0	0- 0		HOME		0- 2		1- 2		6- 0	
2- 10	0- 0	0- 0		AWAY		0- 2		0- 4		2- 4	
1- 5	0- 0	0- 0		NEUTRAL		0- 1		0- 2		1- 2	
5- 7	0- 0	0- 0		NON-CONFERENCE		0- 0		0- 3		5- 4	
3- 0	0- 0	0- 0		HOME		0- 0		0- 0		3- 0	
1- 3	0- 0	0- 0		AWAY		0- 0		0- 1		1- 2	
1- 4	0- 0	0- 0		NEUTRAL		0- 0		0- 2		1- 2	
5- 12	0- 0	0- 0		CONFERENCE		0- 5		1- 5		4- 2	
4- 4	0- 0	0- 0		HOME		0- 2		1- 2		3- 0	
1- 7	0- 0	0- 0		AWAY		0- 2		0- 3		1- 2	
0- 1	0- 0	0- 0		NEUTRAL		0- 1		0- 0		0- 0	
RPI S	Opponent	Score	RPI S	Opponent	Score	RPI S	Opponent	Score	RPI S	Opponent	Score
						77 A Chattanooga	1	3	102 N Kennesaw St.	0	3
						77 H Chattanooga	1	3	108 A Southern Miss.	2	3
						81 A Furman	0	3	111 N Georgia Tech	0	3
						81 H Furman	1	3	116 A UNCG	0	3
						81 N Furman	1	3	116 H UNCG	2	3
									127 A ETSU	0	3
									127 H ETSU	1	3
									136 A Samford	1	3
									136 H Samford	3	1
									155 N FIU	0	3
									174 H Troy	3	1
									211 A Wofford	2	3
									211 H Wofford	3	1
									212 A Stetson	2	3
									218 A Western Caro.	2	3
									218 H Western Caro.	3	1
									220 A Georgia	0	3
									284 N Nicholls St.	2	3
									305 A The Citadel	3	2
									305 H The Citadel	3	0
									316 H Alabama A&M	3	1
									325 N Southern U.	3	0
									329 H South Carolina St.	3	0
									331 A Savannah St.	3	0
LAST 10 GAMES											
						81 N Furman	1	3	77 H Chattanooga	1	3
						305 A The Citadel	3	2	116 H UNCG	2	3
						218 A Western Caro.	2	3	211 A Wofford	2	3
						116 A UNCG	0	3	81 H Furman	1	3
						127 H ETSU	1	3	136 H Samford	3	1

Non-Div. I Games:

Mercer

Average RPI Win:	279	WON-LOST RECORD	WINNING PCT. RANK	LAST 10 GAMES	STRENGTH OF SCHEDULE	OPP. STRENGTH OF SCHEDULE	TEAM RPI	ADJ RPI	CONF. RPI	ADJ CONF. RPI			
DIV. I ONLY		19- 16	.54286	140	7- 3	312	290	247	.44056	248	24	24	
DIV. I NON-CONF.		12- 6	.66667	92	2- 0	324	326	241	.43952	241	24	24	
<hr/>													
TOTALS	RPI 1-25	RPI 26-50		W-L RECORDS		RPI 51-100		RPI 101-150		RPI 150+			
19- 16	0- 0	0- 0		OVERALL		0- 2		0- 3		19- 11			
12- 5	0- 0	0- 0		HOME		0- 0		0- 1		12- 4			
2- 10	0- 0	0- 0		AWAY		0- 2		0- 2		2- 6			
5- 1	0- 0	0- 0		NEUTRAL		0- 0		0- 0		5- 1			
<hr/>													
12- 6	0- 0	0- 0		NON-CONFERENCE		0- 1		0- 1		12- 4			
7- 2	0- 0	0- 0		HOME		0- 0		0- 0		7- 2			
0- 4	0- 0	0- 0		AWAY		0- 1		0- 1		0- 2			
5- 0	0- 0	0- 0		NEUTRAL		0- 0		0- 0		5- 0			
<hr/>													
7- 10	0- 0	0- 0		CONFERENCE		0- 1		0- 2		7- 7			
5- 3	0- 0	0- 0		HOME		0- 0		0- 1		5- 2			
2- 6	0- 0	0- 0		AWAY		0- 1		0- 1		2- 4			
0- 1	0- 0	0- 0		NEUTRAL		0- 0		0- 0		0- 1			
<hr/>													
RPI	S	Opponent	Score	RPI	S	Opponent	Score	RPI	S	Opponent	Score		
				67 A A&M-Corpus Christi				0	3	108 A Southern Miss.		0	3
				96 A FGCU				0	3	135 A Central Ark.		1	3
								135 H Central Ark.				0	3
								168 H Stephen F. Austin				1	3
								180 A Houston Baptist				1	3
								189 H Eastern Wash.				0	3
								190 A McNeese St.				1	3
								190 H McNeese St.				3	1
								190 N McNeese St.				1	3
								195 H Sam Houston St.				3	0
								217 H Lamar				3	0
								231 A Abilene Christian				1	3
								237 A Tulane				1	3
								238 H Tennessee St.				3	1
								241 A UNC Asheville				1	3
								249 A Southeastern La.				3	1
								249 H Southeastern La.				3	0
								251 H UTRGV				3	2
								257 H Providence				0	3
								277 A Incarnate Word				0	3
				279 H Northwestern St.				1	3				
				282 N Fordham				3	1				
				284 A Nicholls St.				3	1				
				284 H Nicholls St.				3	0				
				299 H La Salle				3	2				
				305 N The Citadel				3	1				
				307 H Jackson St.				3	0				
				LAST 10 GAMES									
190 N McNeese St.				1	3	217 H Lamar				3	0		
307 H Jackson St.				3	0	249 A Southeastern La.				3	1		
135 H Central Ark.				0	3	284 H Nicholls St.				3	0		
190 A McNeese St.				1	3	190 H McNeese St.				3	1		
195 H Sam Houston St.				3	0	334 H Mississippi Val.				3	0		

Non-Div. I Games:

New Orleans

RPI	S	Opponent	Score	
310	N	Presbyterian	3	2
316	N	Alabama A&M	3	0
325	H	Southern U.	3	0
329	N	South Carolina St.	3	0
332	H	Grambling	3	0
334	H	Mississippi Val.	3	0

New Orleans

N
e
w
O
r
l
e
a
n
s

N
e
w
O
r
l
e
a
n
s

Average RPI Win:	241	WON-LOST	WINNING	LAST 10	STRENGTH OF	OPP. STRENGTH	TEAM	ADJ	CONF.	ADJ CONF.	
Average RPI Loss:	184	RECORD	PCT. RANK	GAMES	SCHEDULE	OF SCHEDULE	RPI	RPI	RPI	RPI	
DIV. I ONLY	13- 18	.41935	213	3- 7	270	272	248	.44044	249	24	24
DIV. I NON-CONF.	6- 8	.42857	191	0- 0	287	288	269	.41957	272	24	24
<hr/>											
TOTALS	RPI 1-25	RPI 26-50		W-L RECORDS		RPI 51-100		RPI 101-150		RPI 150+	
13- 18	0- 0	0- 0		OVERALL		0- 2		1- 3		12- 13	
6- 5	0- 0	0- 0		HOME		0- 0		1- 0		5- 5	
3- 10	0- 0	0- 0		AWAY		0- 1		0- 3		3- 6	
4- 3	0- 0	0- 0		NEUTRAL		0- 1		0- 0		4- 2	
6- 8	0- 0	0- 0		NON-CONFERENCE		0- 0		0- 2		6- 6	
1- 2	0- 0	0- 0		HOME		0- 0		0- 0		1- 2	
1- 4	0- 0	0- 0		AWAY		0- 0		0- 2		1- 2	
4- 2	0- 0	0- 0		NEUTRAL		0- 0		0- 0		4- 2	
7- 10	0- 0	0- 0		CONFERENCE		0- 2		1- 1		6- 7	
5- 3	0- 0	0- 0		HOME		0- 0		1- 0		4- 3	
2- 6	0- 0	0- 0		AWAY		0- 1		0- 1		2- 4	
0- 1	0- 0	0- 0		NEUTRAL		0- 1		0- 0		0- 0	
RPI S	Opponent	Score	RPI S	Opponent	Score	RPI S	Opponent	Score	RPI S	Opponent	Score
						67 A	A&M-Corpus Christi	0 3	108 A	Southern Miss.	1 3
						67 N	A&M-Corpus Christi	0 3	135 A	Central Ark.	0 3
									135 H	Central Ark.	3 2
									144 A	Houston	2 3
									153 A	South Carolina	0 3
									154 N	North Carolina St.	0 3
									157 A	UNLV	0 3
									168 H	Stephen F. Austin	3 1
									174 H	Troy	3 1
									180 A	Houston Baptist	3 1
									181 N	Oral Roberts	1 3
									189 H	Eastern Wash.	1 3
									190 A	McNeese St.	3 2
									190 H	McNeese St.	1 3
									195 H	Sam Houston St.	0 3
									216 N	Portland St.	3 1
									217 H	Lamar	3 0
									231 A	Abilene Christian	0 3
									248 A	New Orleans	0 3
									248 H	New Orleans	1 3
									277 A	Incarnate Word	1 3
									279 H	Northwestern St.	3 1
									284 A	Nicholls St.	2 3
									284 H	Nicholls St.	3 1
									292 H	La.-Lafayette	2 3
									316 N	Alabama A&M	3 0
									320 N	Prairie View	3 0
			LAST 10 GAMES								
			67 N	A&M-Corpus Christi	0 3	248 H	New Orleans	1 3	284 A	Nicholls St.	2 3
			135 H	Central Ark.	3 2	190 H	McNeese St.	1 3	284 H	Nicholls St.	3 1
			284 A	Nicholls St.	2 3	284 H	Nicholls St.	3 1	292 H	La.-Lafayette	2 3
			217 H	Lamar	3 0	231 A	Abilene Christian	0 3	316 N	Alabama A&M	3 0
			195 H	Sam Houston St.	0 3	277 A	Incarnate Word	1 3	320 N	Prairie View	3 0

Non-Div. I Games:

Southeastern La.

RPI	S	Opponent	Score	
325	A	Southern U.	3	2
328	N	N.C. Central	3	0

Southeastern La.

S
o
u
t
h
e
a
s
t
e
r
n
L
a
.

S
o
u
t
h
e
a
s
t
e
r
n
L
a
.

Average RPI Win: 286		WON-LOST RECORD	WINNING PCT. RANK	LAST 10 GAMES	STRENGTH OF SCHEDULE	OPP. STRENGTH OF SCHEDULE	TEAM RPI	ADJ RPI	CONF. RPI	ADJ CONF. RPI	
Average RPI Loss: 156											
DIV. I ONLY		14- 18	.4375 202	3- 7	272	282	244	.44003 250	15	15	
DIV. I NON-CONF.		11- 5	.6875 89	2- 0	309	332	213	.45913 218	17	16	
<hr/>											
TOTALS		RPI 1-25	RPI 26-50		W-L RECORDS		RPI 51-100		RPI 101-150		RPI 150+
14- 18		0- 2	0- 0		OVERALL		0- 1		1- 5		13- 10
1- 9		0- 1	0- 0		HOME		0- 1		0- 2		1- 5
7- 7		0- 1	0- 0		AWAY		0- 0		1- 3		6- 3
6- 2		0- 0	0- 0		NEUTRAL		0- 0		0- 0		6- 2
11- 5		0- 0	0- 0		NON-CONFERENCE		0- 0		0- 1		11- 4
1- 1		0- 0	0- 0		HOME		0- 0		0- 0		1- 1
4- 2		0- 0	0- 0		AWAY		0- 0		0- 1		4- 1
6- 2		0- 0	0- 0		NEUTRAL		0- 0		0- 0		6- 2
3- 13		0- 2	0- 0		CONFERENCE		0- 1		1- 4		2- 6
0- 8		0- 1	0- 0		HOME		0- 1		0- 2		0- 4
3- 5		0- 1	0- 0		AWAY		0- 0		1- 2		2- 2
0- 0		0- 0	0- 0		NEUTRAL		0- 0		0- 0		0- 0
RPI S	Opponent	Score	RPI S	Opponent	Score	RPI S	Opponent	Score	RPI S	Opponent	Score
20 A	Arkansas St.	0 3				80 H	Appalachian St.	0 3	105 A	Texas St.	0 3
20 H	Arkansas St.	0 3							105 H	Texas St.	0 3
									115 A	Little Rock	0 3
									121 A	Texas-Arlington	3 1
									121 H	Texas-Arlington	0 3
									130 A	Mississippi St.	0 3
									163 A	South Ala.	0 3
									168 H	Stephen F. Austin	1 3
									174 A	Troy	0 3
									174 H	Troy	1 3
									184 N	Southern Utah	0 3
									211 N	Wofford	1 3
									217 N	Lamar	3 2
									226 A	Ga. Southern	3 2
									226 H	Ga. Southern	0 3
									244 A	Louisiana Tech	0 3
									268 H	Georgia St.	0 3
									290 A	UAB	3 2
									292 A	La.-Lafayette	3 2
									292 H	La.-Lafayette	2 3
									295 A	Jacksonville St.	3 0
									307 A	Jackson St.	3 0
									307 N	Jackson St.	3 0
									316 A	Alabama A&M	3 1
									316 N	Alabama A&M	3 0
									325 N	Southern U.	3 0
									326 N	Ark.-Pine Bluff	3 0
			LAST 10 GAMES								
			268 H	Georgia St.	0 3	121 A	Texas-Arlington	3 1	307 N	Jackson St.	3 0
			316 A	Alabama A&M	3 1	115 A	Little Rock	0 3	316 A	Alabama A&M	3 1
			121 H	Texas-Arlington	0 3	20 A	Arkansas St.	0 3	316 N	Alabama A&M	3 0
			105 H	Texas St.	0 3	332 H	Grambling	3 0	325 N	Southern U.	3 0
			105 A	Texas St.	0 3	174 H	Troy	1 3	326 N	Ark.-Pine Bluff	3 0

Non-Div. I Games:

La.-Monroe

RPI	S	Opponent	Score	
332	H	Grambling	3	0
333	N	Alcorn	3	0

La.-Monroe

L
a
.
-
M
o
n
r
o
e

L
a
.
-
M
o
n
r
o
e

Average RPI Win: 273		WON-LOST	WINNING	LAST 10	STRENGTH OF		OPP. STRENGTH	TEAM	ADJ	CONF.	ADJ CONF.		
Average RPI Loss: 160		RECORD	PCT. RANK	GAMES	SCHEDULE		OF SCHEDULE	RPI	RPI	RPI	RPI		
DIV. I ONLY		12- 19	.3871	223	4- 6		261	276	254	.4393	251	22	21
DIV. I NON-CONF.		7- 8	.46667	180	0- 1		210	319	223	.45726	222	20	20

TOTALS		RPI 1-25		RPI 26-50		W-L RECORDS		RPI 51-100		RPI 101-150		RPI 150+	
12- 19		0- 0		0- 0		OVERALL		0- 5		1- 4		11- 10	
5- 6		0- 0		0- 0		HOME		0- 2		1- 1		4- 3	
2- 11		0- 0		0- 0		AWAY		0- 3		0- 2		2- 6	
5- 2		0- 0		0- 0		NEUTRAL		0- 0		0- 1		5- 1	
7- 8		0- 0		0- 0		NON-CONFERENCE		0- 3		0- 0		7- 5	
2- 2		0- 0		0- 0		HOME		0- 1		0- 0		2- 1	
1- 5		0- 0		0- 0		AWAY		0- 2		0- 0		1- 3	
4- 1		0- 0		0- 0		NEUTRAL		0- 0		0- 0		4- 1	
5- 11		0- 0		0- 0		CONFERENCE		0- 2		1- 4		4- 5	
3- 4		0- 0		0- 0		HOME		0- 1		1- 1		2- 2	
1- 6		0- 0		0- 0		AWAY		0- 1		0- 2		1- 3	
1- 1		0- 0		0- 0		NEUTRAL		0- 0		0- 1		1- 0	
RPI S	Opponent	Score	RPI S	Opponent	Score	RPI S	Opponent	Score	RPI S	Opponent	Score		
						62 A	New Mexico St.	0 3	129 A	CSU Bakersfield	0 3		
						62 H	New Mexico St.	0 3	129 H	CSU Bakersfield	3 0		
						67 A	A&M-Corpus Christi	0 3	129 N	CSU Bakersfield	0 3		
						67 A	A&M-Corpus Christi	0 3	150 A	Seattle	0 3		
						67 H	A&M-Corpus Christi	1 3	150 H	Seattle	1 3		
									160 A	UMKC	1 3		
									160 H	UMKC	1 3		
									180 A	Houston Baptist	0 3		
									197 A	Utah Valley	1 3		
									197 H	Utah Valley	1 3		
									197 N	Utah Valley	3 0		
									217 A	Lamar	1 3		
									229 H	San Jose St.	3 2		
									237 N	Tulane	1 3		
									244 N	Louisiana Tech	3 1		
									248 A	New Orleans	2 3		
									275 A	Grand Canyon	1 3		
									275 H	Grand Canyon	3 0		
									277 H	Incarnate Word	0 3		
									301 N	Texas Southern	3 0		
									307 N	Jackson St.	3 0		
									308 A	Chicago St.	3 0		
									308 H	Chicago St.	3 0		
									320 A	Prairie View	3 0		
									325 H	Southern U.	3 0		
									333 N	Alcorn	3 0		
LAST 10 GAMES													
			129 N	CSU Bakersfield	0 3		275 H	Grand Canyon	3 0				
			197 N	Utah Valley	3 0		160 A	UMKC	1 3				
			150 A	Seattle	0 3		308 A	Chicago St.	3 0				
			197 A	Utah Valley	1 3		62 H	New Mexico St.	0 3				
			129 H	CSU Bakersfield	3 0		248 A	New Orleans	2 3				

Non-Div. I Games:

UTRGV

Average RPI Win: 262		WON-LOST RECORD	WINNING PCT. RANK		LAST 10 GAMES	STRENGTH OF SCHEDULE		OPP. STRENGTH OF SCHEDULE		TEAM RPI	ADJ RPI		CONF. RPI	ADJ CONF. RPI	
Average RPI Loss: 170															
DIV. I ONLY		10- 16	.38462	228	2- 8	263		266		255	.43769	252	23	23	
DIV. I NON-CONF.		6- 6	.5	160	0- 1	248		288		219	.45892	219	23	23	
TOTALS		RPI 1-25	RPI 26-50		W-L RECORDS		RPI 51-100		RPI 101-150		RPI 150+				
10- 16	0- 0	0- 0		OVERALL		0- 2		0- 5		10- 9					
4- 4	0- 0	0- 0		HOME		0- 0		0- 3		4- 1					
2- 10	0- 0	0- 0		AWAY		0- 1		0- 2		2- 7					
4- 2	0- 0	0- 0		NEUTRAL		0- 1		0- 0		4- 1					
6- 6	0- 0	0- 0		NON-CONFERENCE		0- 2		0- 1		6- 3					
0- 1	0- 0	0- 0		HOME		0- 0		0- 1		0- 0					
2- 3	0- 0	0- 0		AWAY		0- 1		0- 0		2- 2					
4- 2	0- 0	0- 0		NEUTRAL		0- 1		0- 0		4- 1					
4- 10	0- 0	0- 0		CONFERENCE		0- 0		0- 4		4- 6					
4- 3	0- 0	0- 0		HOME		0- 0		0- 2		4- 1					
0- 7	0- 0	0- 0		AWAY		0- 0		0- 2		0- 5					
0- 0	0- 0	0- 0		NEUTRAL		0- 0		0- 0		0- 0					
RPI	S	Opponent	Score	RPI	S	Opponent	Score	RPI	S	Opponent	Score	RPI	S	Opponent	Score
								62	A	New Mexico St.	0 3	101	H	Rhode Island	0 3
								85	N	Denver	0 3	134	A	Harvard	2 3
												134	H	Harvard	1 3
												145	A	Princeton	0 3
												145	H	Princeton	2 3
												161	A	Dartmouth	0 3
												161	H	Dartmouth	2 3
												165	A	Yale	1 3
												165	H	Yale	3 1
												193	A	Penn	0 3
												193	H	Penn	3 0
												200	A	UTEP	2 3
												203	N	Robert Morris	3 0
												232	N	Bucknell	2 3
												253	A	Sacred Heart	3 0
												257	A	Providence	0 3
												266	A	Columbia	0 3
												266	H	Columbia	3 2
												286	A	Cornell	2 3
												286	H	Cornell	3 0
												302	A	Central Conn. St.	3 1
												312	N	Holy Cross	3 0
												318	N	Hartford	3 0
												318	N	Hartford	3 0
				LAST 10 GAMES											
				134	H	Harvard	1 3	266	A	Columbia	0 3	318	N	Hartford	3 0
				161	H	Dartmouth	2 3	165	H	Yale	3 1	318	N	Hartford	3 0
				145	A	Princeton	0 3	193	H	Penn	3 0				
				193	A	Penn	0 3	145	H	Princeton	2 3				
				286	A	Cornell	2 3	101	H	Rhode Island	0 3				

Non-Div. I Games:

Brown

Average RPI Win:	293	WON-LOST RECORD	WINNING PCT. RANK	LAST 10 GAMES	STRENGTH OF SCHEDULE	OPP. STRENGTH OF SCHEDULE	TEAM RPI	ADJ RPI	CONF. RPI	ADJ CONF. RPI		
DIV. I ONLY		15- 14	.51724	153	3- 7	308	296	252	.43728	253	29	29
DIV. I NON-CONF.		6- 8	.42857	191	0- 2	302	264	276	.4168	276	29	29
<hr/>												
TOTALS	RPI 1-25	RPI 26-50			W-L RECORDS		RPI 51-100		RPI 101-150		RPI 150+	
15- 14	0- 0	0- 0			OVERALL		0- 0		0- 1		15- 13	
7- 3	0- 0	0- 0			HOME		0- 0		0- 0		7- 3	
4- 9	0- 0	0- 0			AWAY		0- 0		0- 1		4- 8	
4- 2	0- 0	0- 0			NEUTRAL		0- 0		0- 0		4- 2	
<hr/>												
6- 8	0- 0	0- 0			NON-CONFERENCE		0- 0		0- 1		6- 7	
2- 1	0- 0	0- 0			HOME		0- 0		0- 0		2- 1	
0- 5	0- 0	0- 0			AWAY		0- 0		0- 1		0- 4	
4- 2	0- 0	0- 0			NEUTRAL		0- 0		0- 0		4- 2	
<hr/>												
9- 6	0- 0	0- 0			CONFERENCE		0- 0		0- 0		9- 6	
5- 2	0- 0	0- 0			HOME		0- 0		0- 0		5- 2	
4- 4	0- 0	0- 0			AWAY		0- 0		0- 0		4- 4	
0- 0	0- 0	0- 0			NEUTRAL		0- 0		0- 0		0- 0	
<hr/>												
RPI S	Opponent	Score	RPI S	Opponent	Score	RPI S	Opponent	Score	RPI S	Opponent	Score	
									101 A	Rhode Island	1	3
									156 N	Lehigh	2	3
									158 A	Fairfield	2	3
									163 N	South Ala.	2	3
									171 A	Boston College	1	3
									176 A	LIU Brooklyn	1	3
									176 A	LIU Brooklyn	1	3
									176 H	LIU Brooklyn	1	3
									178 A	Delaware	2	3
									203 A	Robert Morris	3	1
									203 H	Robert Morris	2	3
									221 A	Bryant	2	3
									221 H	Bryant	3	2
									239 A	Stony Brook	0	3
									252 H	Brown	0	3
									257 N	Providence	3	1
									287 N	Morgan St.	3	2
									294 N	Canisius	3	0
									302 A	Central Conn. St.	3	1
									302 H	Central Conn. St.	3	1
									309 N	Loyola Maryland	3	2
									314 A	St. Francis Brooklyn	2	3
									314 H	St. Francis Brooklyn	3	0
									315 A	Fairleigh Dickinson	3	2
									315 H	Fairleigh Dickinson	3	0
									317 A	Saint Francis (PA)	3	0
									317 H	Saint Francis (PA)	3	0
176 A	LIU Brooklyn	1	3									
314 A	St. Francis Brooklyn	2	3									
176 A	LIU Brooklyn	1	3									
317 H	Saint Francis (PA)	3	0									
203 H	Robert Morris	2	3									
221 A	Bryant	2	3									
302 A	Central Conn. St.	3	1									
315 A	Fairleigh Dickinson	3	2									
158 A	Fairfield	2	3									
239 A	Stony Brook	0	3									

Non-Div. I Games:

Sacred Heart

Sacred Heart

Average RPI Win: 245		WON-LOST RECORD		WINNING PCT. RANK		LAST 10 GAMES		STRENGTH OF SCHEDULE		OPP. STRENGTH OF SCHEDULE		TEAM RPI		ADJ RPI		CONF. RPI		ADJ CONF. RPI				
Average RPI Loss: 132																						
DIV. I ONLY		12- 19		.3871 223		2- 8		274		185		253		.43725 254		9		9				
DIV. I NON-CONF.		7- 4		.63636 114		0- 0		334		313		299		.39423 298		11		11				
TOTALS		RPI 1-25		RPI 26-50		W-L RECORDS		RPI 51-100		RPI 101-150		RPI 150+										
12- 19		0- 0		0- 2		OVERALL		0- 4		4- 6		8- 7										
5- 8		0- 0		0- 1		HOME		0- 2		2- 3		3- 2										
4- 10		0- 0		0- 1		AWAY		0- 2		2- 3		2- 4										
3- 1		0- 0		0- 0		NEUTRAL		0- 0		0- 0		3- 1										
7- 4		0- 0		0- 0		NON-CONFERENCE		0- 0		0- 0		7- 4										
2- 1		0- 0		0- 0		HOME		0- 0		0- 0		2- 1										
2- 2		0- 0		0- 0		AWAY		0- 0		0- 0		2- 2										
3- 1		0- 0		0- 0		NEUTRAL		0- 0		0- 0		3- 1										
5- 15		0- 0		0- 2		CONFERENCE		0- 4		4- 6		1- 3										
3- 7		0- 0		0- 1		HOME		0- 2		2- 3		1- 1										
2- 8		0- 0		0- 1		AWAY		0- 2		2- 3		0- 2										
0- 0		0- 0		0- 0		NEUTRAL		0- 0		0- 0		0- 0										
RPI	S	Opponent		Score		RPI	S	Opponent		Score		RPI	S	Opponent		Score						
						34	A	SMU		0	3	72	A	Temple		1	3	109	A	Tulsa	2	3
						34	H	SMU		0	3	72	H	Temple		0	3	109	H	Tulsa	0	3
												86	A	Cincinnati		1	3	123	A	UCF	3	2
												86	H	Cincinnati		0	3	123	H	UCF	0	3
																		128	A	Memphis	3	1
																		128	H	Memphis	2	3
																		141	A	UConn	2	3
																		141	H	UConn	3	2
																		144	A	Houston	1	3
																		144	H	Houston	3	0
																		151	A	South Fla.	0	3
																		151	H	South Fla.	0	3
																		153	A	South Carolina	0	3
																		211	N	Wofford	1	3
																		218	H	Western Caro.	1	3
																		237	A	Tulane	2	3
																		237	H	Tulane	3	2
																		243	A	Davidson	2	3
																		246	H	William & Mary	3	0
																		306	N	Charleston So.	3	2
																		310	N	Presbyterian	3	2
																		322	H	Hampton	3	0
																		322	N	Hampton	3	0
																		328	A	N.C. Central	3	0
																		331	A	Savannah St.	3	0
LAST 10 GAMES																						
						72	H	Temple		0	3	128	H	Memphis		2	3	322	N	Hampton	3	0
						141	H	UConn		3	2	123	A	UCF		3	2	328	A	N.C. Central	3	0
						237	A	Tulane		2	3	151	A	South Fla.		0	3	331	A	Savannah St.	3	0
						144	A	Houston		1	3	34	H	SMU		0	3					
						86	H	Cincinnati		0	3	109	H	Tulsa		0	3					

Non-Div. I Games:

East Carolina

Average RPI Win:	297	WON-LOST RECORD	WINNING PCT. RANK	LAST 10 GAMES	STRENGTH OF SCHEDULE	OPP. STRENGTH OF SCHEDULE	TEAM RPI	ADJ RPI	CONF. RPI	ADJ CONF. RPI			
DIV. I ONLY		15- 16	.48387	173	7- 3	301	293	257	.43697	255	31	31	
DIV. I NON-CONF.		3- 14	.17647	296	0- 1	133	161	266	.42458	262	31	31	
<hr/>													
TOTALS	RPI 1-25	RPI 26-50		W-L RECORDS		RPI 51-100		RPI 101-150		RPI 150+			
15- 16	0- 0	0- 0		OVERALL		0- 5		0- 4		15- 7			
6- 2	0- 0	0- 0		HOME		0- 1		0- 1		6- 0			
5- 7	0- 0	0- 0		AWAY		0- 3		0- 1		5- 3			
4- 7	0- 0	0- 0		NEUTRAL		0- 1		0- 2		4- 4			
<hr/>													
3- 14	0- 0	0- 0		NON-CONFERENCE		0- 5		0- 4		3- 5			
1- 2	0- 0	0- 0		HOME		0- 1		0- 1		1- 0			
0- 6	0- 0	0- 0		AWAY		0- 3		0- 1		0- 2			
2- 6	0- 0	0- 0		NEUTRAL		0- 1		0- 2		2- 3			
<hr/>													
12- 2	0- 0	0- 0		CONFERENCE		0- 0		0- 0		12- 2			
5- 0	0- 0	0- 0		HOME		0- 0		0- 0		5- 0			
5- 1	0- 0	0- 0		AWAY		0- 0		0- 0		5- 1			
2- 1	0- 0	0- 0		NEUTRAL		0- 0		0- 0		2- 1			
<hr/>													
RPI	S	Opponent	Score	RPI	S	Opponent	Score	RPI	S	Opponent	Score		
				60 A American				0	3	125 N St. John's (NY)		0	3
				91 A Fla. Atlantic				0	3	138 A North Florida		0	3
				91 N Fla. Atlantic				0	3	138 H North Florida		1	3
				96 A FGCU				0	3	150 N Seattle		0	3
				96 H FGCU				1	3	155 A FIU		1	3
								191 A St. Mary's (CA)		0	3		
								194 N Campbell		0	3		
								204 N Fresno St.		0	3		
								212 H Stetson		3	1		
								212 N Stetson		3	0		
								222 A Howard		2	3		
								222 N Howard		0	3		
								226 N Ga. Southern		0	3		
								267 N Binghamton		3	2		
								285 N Coppin St.		3	0		
				287 N Morgan St.		3	0						
				289 A Florida A&M		3	0						
				289 H Florida A&M		3	0						
				321 A N.C. A&T		3	0						
				321 H N.C. A&T		3	1						
				328 A N.C. Central		3	1						
				328 H N.C. Central		3	0						
				329 A South Carolina St.		3	0						
				329 H South Carolina St.		3	1						
				331 A Savannah St.		3	0						
				331 H Savannah St.		3	0						
				60 A American		0	3						
				222 A Howard		2	3						
				289 A Florida A&M		3	0						
				329 H South Carolina St.		3	1						
				331 H Savannah St.		3	0						
				60 A American		0	3						
				222 A Howard		2	3						

Non-Div. I Games:

Bethune-Cookman

[illegible]

Non-Div. I Games:

Manhattan

RPI	S	Opponent	Score	
324	A	Saint Peter's	3	1
324	H	Saint Peter's	3	0
327	N	UMass Lowell	3	1
328	N	N.C. Central	3	0
330	A	Quinnipiac	3	0
330	H	Quinnipiac	3	0

Manhattan

M
a
n
h
a
t
t
a
n

M
a
n
h
a
t
t
a
n

Average RPI Win:	260	WON-LOST RECORD	WINNING PCT. RANK	LAST 10 GAMES	STRENGTH OF SCHEDULE	OPP. STRENGTH OF SCHEDULE	TEAM RPI	ADJ RPI	CONF. RPI	ADJ CONF. RPI	
DIV. I ONLY		10- 22	.3125 261	0- 10	234	173	259	.43599 257	7	7	
DIV. I NON-CONF.		9- 5	.64286 107	0- 0	293	307	205	.46799 204	7	7	
<hr/>											
TOTALS	RPI 1-25	RPI 26-50		W-L RECORDS	RPI 51-100		RPI 101-150		RPI 150+		
10- 22	0- 2	0- 4		OVERALL	0- 2		1- 5		9- 9		
5- 8	0- 1	0- 2		HOME	0- 1		1- 2		4- 2		
2- 11	0- 1	0- 2		AWAY	0- 1		0- 3		2- 4		
3- 3	0- 0	0- 0		NEUTRAL	0- 0		0- 0		3- 3		
<hr/>											
9- 5	0- 0	0- 0		NON-CONFERENCE	0- 0		0- 0		9- 5		
4- 0	0- 0	0- 0		HOME	0- 0		0- 0		4- 0		
2- 2	0- 0	0- 0		AWAY	0- 0		0- 0		2- 2		
3- 3	0- 0	0- 0		NEUTRAL	0- 0		0- 0		3- 3		
<hr/>											
1- 17	0- 2	0- 4		CONFERENCE	0- 2		1- 5		0- 4		
1- 8	0- 1	0- 2		HOME	0- 1		1- 2		0- 2		
0- 9	0- 1	0- 2		AWAY	0- 1		0- 3		0- 2		
0- 0	0- 0	0- 0		NEUTRAL	0- 0		0- 0		0- 0		
<hr/>											
RPI S	Opponent	Score	RPI S	Opponent	Score	RPI S	Opponent	Score	RPI S	Opponent	Score
14 A	Creighton	0 3	36 A	Marquette	0 3	65 A	Xavier	0 3	125 A	St. John's (NY)	0 3
14 H	Creighton	0 3	36 H	Marquette	0 3	65 H	Xavier	2 3	125 H	St. John's (NY)	0 3
			39 A	Villanova	0 3				142 A	Seton Hall	0 3
			39 H	Villanova	1 3				142 H	Seton Hall	3 2
									147 A	Butler	0 3
									147 H	Butler	1 3
									163 N	South Ala.	3 1
									171 A	Boston College	2 3
									189 N	Eastern Wash.	0 3
									199 N	Colgate	2 3
									209 A	DePaul	0 3
									209 H	DePaul	1 3
									221 A	Bryant	0 3
									223 A	Georgetown	1 3
									223 H	Georgetown	1 3
									232 A	Bucknell	3 1
									248 A	New Orleans	3 0
									252 H	Brown	3 0
									253 N	Sacred Heart	1 3
									299 N	La Salle	3 0
									300 H	Lafayette	3 0
									315 H	Fairleigh Dickinson	3 0
									323 N	Delaware St.	3 0
									324 H	Saint Peter's	3 0
			LAST 10 GAMES								
			142 A	Seton Hall	0 3	65 H	Xavier	2 3			
			39 A	Villanova	0 3	147 H	Butler	1 3			
			36 H	Marquette	0 3	223 A	Georgetown	1 3			
			209 H	DePaul	1 3	14 A	Creighton	0 3			
			125 A	St. John's (NY)	0 3	209 A	DePaul	0 3			

Non-Div. I Games:

Providence

Average RPI Win: 236		WON-LOST	WINNING	LAST 10	STRENGTH OF		OPP. STRENGTH	TEAM	ADJ	CONF.	ADJ CONF.
Average RPI Loss: 163		RECORD	PCT. RANK	GAMES	SCHEDULE		OF SCHEDULE	RPI	RPI	RPI	RPI
DIV. I ONLY		11- 18	.37931	229	3- 7		271	207	256	.43549	258
DIV. I NON-CONF.		5- 8	.38462	225	0- 0		251	217	246	.43321	249
TOTALS		RPI 1-25	RPI 26-50		W-L RECORDS		RPI 51-100		RPI 101-150		RPI 150+
11- 18	0- 0	0- 1		OVERALL		0- 6		0- 1		11- 10	
6- 5	0- 0	0- 0		HOME		0- 2		0- 0		6- 3	
2- 9	0- 0	0- 1		AWAY		0- 2		0- 1		2- 5	
3- 4	0- 0	0- 0		NEUTRAL		0- 2		0- 0		3- 2	
5- 8	0- 0	0- 0		NON-CONFERENCE		0- 3		0- 0		5- 5	
2- 1	0- 0	0- 0		HOME		0- 0		0- 0		2- 1	
0- 3	0- 0	0- 0		AWAY		0- 1		0- 0		0- 2	
3- 4	0- 0	0- 0		NEUTRAL		0- 2		0- 0		3- 2	
6- 10	0- 0	0- 1		CONFERENCE		0- 3		0- 1		6- 5	
4- 4	0- 0	0- 0		HOME		0- 2		0- 0		4- 2	
2- 6	0- 0	0- 1		AWAY		0- 1		0- 1		2- 3	
0- 0	0- 0	0- 0		NEUTRAL		0- 0		0- 0		0- 0	
RPI S	Opponent	Score	RPI S	Opponent	Score	RPI S	Opponent	Score	RPI S	Opponent	Score
			49 A Ohio	0	3	62 A Cleveland St.	1	3	112 A Miami (OH)	2	3
						78 N Sacramento St.	1	3	162 H Omaha	3	0
						86 N Cincinnati	0	3	164 A Western Mich.	3	2
						94 A Northern Ill.	1	3	164 H Western Mich.	2	3
						94 H Northern Ill.	0	3	192 A Ball St.	2	3
						98 H Kent St.	1	3	192 H Ball St.	3	1
									196 A Eastern Mich.	1	3
									196 H Eastern Mich.	3	1
									202 N Eastern Ill.	2	3
									204 A Fresno St.	0	3
									229 H San Jose St.	3	0
									230 N Ill.-Chicago	3	2
									233 H Buffalo	2	3
									235 N UC Riverside	0	3
									259 A Bowling Green	3	0
									265 H Evansville	1	3
									267 N Binghamton	3	2
									281 A IPFW	1	3
									291 A Toledo	2	3
									291 H Toledo	3	0
									298 H Akron	3	1
									303 N Cal St. Fullerton	3	2
			LAST 10 GAMES								
			192 A Ball St.	2	3	164 H Western Mich.	2	3			
			291 A Toledo	2	3	233 H Buffalo	2	3			
			49 A Ohio	0	3	298 H Akron	3	1			
			196 H Eastern Mich.	3	1	259 A Bowling Green	3	0			
			94 H Northern Ill.	0	3	112 A Miami (OH)	2	3			

Non-Div. I Games:

Central Mich.

Average RPI Win: 201		WON-LOST	WINNING	LAST 10	STRENGTH OF		OPP. STRENGTH	TEAM	ADJ	CONF.	ADJ CONF.		
Average RPI Loss: 141		RECORD	PCT. RANK	GAMES	SCHEDULE		OF SCHEDULE	RPI	RPI	RPI	RPI		
DIV. I ONLY		7- 22	.24138	289	2- 8		156	151	258	.43494	259	20	20
DIV. I NON-CONF.		4- 9	.30769	259	0- 0		108	121	200	.47176	199	14	15

TOTALS		RPI 1-25		RPI 26-50		W-L RECORDS		RPI 51-100		RPI 101-150		RPI 150+	
7- 22		0- 0		0- 4		OVERALL		2- 5		0- 4		5- 9	
3- 8		0- 0		0- 1		HOME		1- 1		0- 2		2- 4	
1- 10		0- 0		0- 2		AWAY		0- 2		0- 1		1- 5	
3- 4		0- 0		0- 1		NEUTRAL		1- 2		0- 1		2- 0	
4- 9		0- 0		0- 2		NON-CONFERENCE		1- 3		0- 2		3- 2	
1- 2		0- 0		0- 0		HOME		0- 0		0- 1		1- 1	
0- 3		0- 0		0- 1		AWAY		0- 1		0- 0		0- 1	
3- 4		0- 0		0- 1		NEUTRAL		1- 2		0- 1		2- 0	
3- 13		0- 0		0- 2		CONFERENCE		1- 2		0- 2		2- 7	
2- 6		0- 0		0- 1		HOME		1- 1		0- 1		1- 3	
1- 7		0- 0		0- 1		AWAY		0- 1		0- 1		1- 4	
0- 0		0- 0		0- 0		NEUTRAL		0- 0		0- 0		0- 0	
RPI S	Opponent	Score	RPI S	Opponent	Score	RPI S	Opponent	Score	RPI S	Opponent	Score		
			33 N	Northern Ariz.	0 3	62 N	Cleveland St.	3 2	104 N	George Washington	0 3		
			46 A	Pittsburgh	1 3	82 N	Virginia Tech	1 3	112 A	Miami (OH)	0 3		
			49 A	Ohio	0 3	89 A	Indiana	0 3	112 H	Miami (OH)	1 3		
			49 H	Ohio	0 3	89 N	Indiana	2 3	119 H	Loyola Chicago	1 3		
						94 H	Northern Ill.	0 3	156 N	Lehigh	3 0		
						98 A	Kent St.	1 3	164 A	Western Mich.	1 3		
						98 H	Kent St.	3 2	192 A	Ball St.	0 3		
									196 H	Eastern Mich.	2 3		
									214 N	Notre Dame	3 1		
									228 H	Wright St.	0 3		
									233 A	Buffalo	1 3		
									233 H	Buffalo	1 3		
									234 A	Middle Tenn.	0 3		
									258 H	Central Mich.	0 3		
									281 H	IPFW	3 2		
									291 A	Toledo	2 3		
									298 A	Akron	3 2		
									298 H	Akron	3 2		
LAST 10 GAMES													
			94 H	Northern Ill.	0 3	98 H	Kent St.	3 2					
			112 H	Miami (OH)	1 3	192 A	Ball St.	0 3					
			298 A	Akron	3 2	291 A	Toledo	2 3					
			233 A	Buffalo	1 3	196 H	Eastern Mich.	2 3					
			49 H	Ohio	0 3	258 H	Central Mich.	0 3					

Non-Div. I Games:

Bowling Green

Average RPI Win: 230		WON-LOST	WINNING	LAST 10	STRENGTH OF	OPP. STRENGTH	TEAM	ADJ	CONF.	ADJ CONF.		
Average RPI Loss: 139		RECORD	PCT. RANK	GAMES	SCHEDULE	OF SCHEDULE	RPI	RPI	RPI	RPI		
DIV. I ONLY		8- 20	.28571	275	4- 6	209	168	260	.43377	260	19	18
DIV. I NON-CONF.		4- 8	.33333	250	0- 0	158	150	222	.45747	221	16	14
<hr/>												
TOTALS		RPI 1-25	RPI 26-50		W-L RECORDS	RPI 51-100		RPI 101-150		RPI 150+		
8- 20	0- 0		0- 2		OVERALL	0- 6		0- 3		8- 9		
2- 6	0- 0		0- 1		HOME	0- 0		0- 1		2- 4		
3- 9	0- 0		0- 0		AWAY	0- 5		0- 1		3- 3		
3- 5	0- 0		0- 1		NEUTRAL	0- 1		0- 1		3- 2		
<hr/>												
4- 8	0- 0		0- 1		NON-CONFERENCE	0- 4		0- 1		4- 2		
0- 0	0- 0		0- 0		HOME	0- 0		0- 0		0- 0		
1- 3	0- 0		0- 0		AWAY	0- 3		0- 0		1- 0		
3- 5	0- 0		0- 1		NEUTRAL	0- 1		0- 1		3- 2		
<hr/>												
4- 12	0- 0		0- 1		CONFERENCE	0- 2		0- 2		4- 7		
2- 6	0- 0		0- 1		HOME	0- 0		0- 1		2- 4		
2- 6	0- 0		0- 0		AWAY	0- 2		0- 1		2- 3		
0- 0	0- 0		0- 0		NEUTRAL	0- 0		0- 0		0- 0		
<hr/>												
RPI S	Opponent	Score	RPI S	Opponent	Score	RPI S	Opponent	Score	RPI S	Opponent	Score	
			33 H	Northern Ariz.	0 3	56 A	Idaho St.	0 3	133 N	Utah	1 3	
			42 N	Wyoming	1 3	62 N	New Mexico St.	0 3	139 A	North Dakota	0 3	
						72 A	Temple	0 3	139 H	North Dakota	0 3	
						78 A	Sacramento St.	0 3	152 A	Northern Colo.	1 3	
						85 A	Denver	1 3	152 H	Northern Colo.	2 3	
						90 A	Gonzaga	0 3	173 A	Idaho	1 3	
									173 H	Idaho	2 3	
									175 N	Duquesne	1 3	
									184 H	Southern Utah	0 3	
									189 A	Eastern Wash.	3 1	
									189 H	Eastern Wash.	3 2	
									205 A	Air Force	3 2	
									216 A	Portland St.	3 1	
									230 N	Ill.-Chicago	3 2	
									231 N	Abilene Christian	3 1	
									267 N	Binghamton	2 3	
									272 N	Northeastern	3 1	
									274 H	Weber St.	1 3	
									304 A	Montana St.	1 3	
									304 H	Montana St.	3 0	
<hr/>												
LAST 10 GAMES												
			304 H	Montana St.	3 0	189 A	Eastern Wash.	3 1				
			56 A	Idaho St.	0 3	78 A	Sacramento St.	0 3				
			139 H	North Dakota	0 3	216 A	Portland St.	3 1				
			152 H	Northern Colo.	2 3	189 H	Eastern Wash.	3 2				
			173 A	Idaho	1 3	173 H	Idaho	2 3				

Non-Div. I Games:

Montana

Average RPI Win:		230	WON-LOST RECORD		WINNING PCT. RANK		LAST 10 GAMES		STRENGTH OF SCHEDULE		OPP. STRENGTH OF SCHEDULE		TEAM RPI		ADJ RPI		CONF. RPI		ADJ CONF. RPI						
Average RPI Loss:		119	6- 26		.1875 312		1- 9		128		108		262		.43267 261		10		10						
DIV. I ONLY			4- 10		.28571 265		0- 0		184		100		242		.44224 240		10		10						
DIV. I NON-CONF.																									
TOTALS		RPI 1-25		RPI 26-50		W-L RECORDS		RPI 51-100		RPI 101-150		RPI 150+													
6- 26		0- 3		0- 4		OVERALL		0- 3		0- 6		6- 10													
4- 10		0- 1		0- 2		HOME		0- 0		0- 3		4- 4													
0- 12		0- 2		0- 2		AWAY		0- 0		0- 2		0- 6													
2- 4		0- 0		0- 0		NEUTRAL		0- 3		0- 1		2- 0													
4- 10		0- 1		0- 0		NON-CONFERENCE		0- 3		0- 3		4- 3													
2- 3		0- 0		0- 0		HOME		0- 0		0- 2		2- 1													
0- 3		0- 1		0- 0		AWAY		0- 0		0- 0		0- 2													
2- 4		0- 0		0- 0		NEUTRAL		0- 3		0- 1		2- 0													
2- 16		0- 2		0- 4		CONFERENCE		0- 0		0- 3		2- 7													
2- 7		0- 1		0- 2		HOME		0- 0		0- 1		2- 3													
0- 9		0- 1		0- 2		AWAY		0- 0		0- 2		0- 4													
0- 0		0- 0		0- 0		NEUTRAL		0- 0		0- 0		0- 0													
RPI	S	Opponent		Score		RPI	S	Opponent		Score		RPI	S	Opponent		Score									
4	A	Southern California		0	3	42	A	Wyoming		1	3	56	N	Idaho St.		0	3	107	A	New Mexico	0	3			
25	A	Colorado St.		0	3	42	H	Wyoming		1	3	79	N	Pepperdine		0	3	118	H	San Francisco	0	3			
25	H	Colorado St.		0	3	43	A	Boise St.		0	3	89	N	Indiana		1	3	133	H	Utah	1	3			
						43	H	Boise St.		0	3							144	N	Houston	1	3			
																		145	A	San Diego St.	0	3			
																		145	H	San Diego St.	2	3			
																		152	A	Northern Colo.	0	3			
																		157	A	UNLV	1	3			
																		157	H	UNLV	2	3			
																		169	A	Texas Tech	0	3			
																		184	H	Southern Utah	1	3			
																		186	A	Nevada	0	3			
																		186	H	Nevada	3	1			
																		197	H	Utah Valley	3	2			
																		204	A	Fresno St.	0	3			
																		204	H	Fresno St.	1	3			
																		205	H	Air Force	1	3			
																		229	A	San Jose St.	0	3			
																		229	H	San Jose St.	3	0			
																		234	H	Middle Tenn.	3	1			
																		240	N	Eastern Ky.	3	1			
																		292	N	La.-Lafayette	3	0			
LAST 10 GAMES																									
				43	A	Boise St.	0	3	229	A	San Jose St.	0	3												
				205	H	Air Force	1	3	204	A	Fresno St.	0	3												
				107	A	New Mexico	0	3	157	A	UNLV	1	3												
				145	H	San Diego St.	2	3	25	H	Colorado St.	0	3												
				186	H	Nevada	3	1	42	H	Wyoming	1	3												

Non-Div. I Games:

Utah St.

Average RPI Win: 284		WON-LOST	WINNING	LAST 10	STRENGTH OF		OPP. STRENGTH	TEAM	ADJ	CONF.	ADJ CONF.		
Average RPI Loss: 130		RECORD	PCT. RANK	GAMES	SCHEDULE		OF SCHEDULE	RPI	RPI	RPI	RPI		
DIV. I ONLY		7- 23	.23333	293	4- 6		144	230	264	.43073	262	12	12
DIV. I NON-CONF.		4- 10	.28571	265	1- 0		216	300	277	.41416	278	13	13
TOTALS		RPI 1-25	RPI 26-50		W-L RECORDS		RPI 51-100		RPI 101-150		RPI 150+		
7- 23	0- 0	0- 0		OVERALL		0- 9		0- 7		7- 7			
5- 9	0- 0	0- 0		HOME		0- 4		0- 2		5- 3			
1- 11	0- 0	0- 0		AWAY		0- 5		0- 2		1- 4			
1- 3	0- 0	0- 0		NEUTRAL		0- 0		0- 3		1- 0			
4- 10	0- 0	0- 0		NON-CONFERENCE		0- 1		0- 5		4- 4			
3- 3	0- 0	0- 0		HOME		0- 0		0- 1		3- 2			
0- 4	0- 0	0- 0		AWAY		0- 1		0- 1		0- 2			
1- 3	0- 0	0- 0		NEUTRAL		0- 0		0- 3		1- 0			
3- 13	0- 0	0- 0		CONFERENCE		0- 8		0- 2		3- 3			
2- 6	0- 0	0- 0		HOME		0- 4		0- 1		2- 1			
1- 7	0- 0	0- 0		AWAY		0- 4		0- 1		1- 2			
0- 0	0- 0	0- 0		NEUTRAL		0- 0		0- 0		0- 0			
RPI S	Opponent	Score	RPI S	Opponent	Score	RPI S	Opponent	Score	RPI S	Opponent	Score		
						58 A	UNCW	0 3	102 N	Kennesaw St.	0 3		
						58 H	UNCW	0 3	106 A	Hofstra	2 3		
						75 A	James Madison	1 3	106 H	Hofstra	2 3		
						75 H	James Madison	0 3	114 N	Washington St.	0 3		
						82 A	Virginia Tech	0 3	116 H	UNCG	1 3		
						83 A	Towson	0 3	119 N	Loyola Chicago	1 3		
						83 H	Towson	1 3	122 A	Valparaiso	0 3		
						87 A	Col. of Charleston	0 3	177 H	Wake Forest	1 3		
						87 H	Col. of Charleston	1 3	178 A	Delaware	2 3		
									178 H	Delaware	1 3		
									179 A	High Point	2 3		
									219 A	Radford	2 3		
									243 H	Davidson	3 0		
									246 A	William & Mary	3 1		
									246 H	William & Mary	3 0		
									272 A	Northeastern	1 3		
									272 H	Northeastern	3 0		
									306 H	Charleston So.	1 3		
									321 H	N.C. A&T	3 0		
									328 H	N.C. Central	3 0		
									331 N	Savannah St.	3 0		
LAST 10 GAMES													
						272 H	Northeastern	3 0	246 H	William & Mary	3 0		
						106 H	Hofstra	2 3	75 A	James Madison	1 3		
						58 A	UNCW	0 3	83 A	Towson	0 3		
						87 A	Col. of Charleston	0 3	321 H	N.C. A&T	3 0		
						178 A	Delaware	2 3	246 A	William & Mary	3 1		

Non-Div. I Games:

Elon

Navy		Through Games Of Final 2015										
Average RPI Win:	281	WON-LOST RECORD	WINNING PCT. RANK	LAST 10 GAMES	STRENGTH OF SCHEDULE	OPP. STRENGTH OF SCHEDULE	TEAM RPI	ADJ RPI	CONF. RPI	ADJ CONF. RPI		
Average RPI Loss:	150 <th></th> <th></th> <th></th> <th></th> <th></th> <th></th> <th></th> <th></th> <th></th> <th></th> <th></th>											
DIV. I ONLY		9- 20	.31034 264	7- 3	211	247	261	.42998 263	25	25		
DIV. I NON-CONF.		2- 11	.15385 301	0- 0	207	175	296	.39695 295	25	25		
<hr/>												
TOTALS		RPI 1-25		RPI 26-50		W-L RECORDS		RPI 51-100		RPI 101-150		RPI 150+
9- 20	0- 0	0- 1		OVERALL		0- 5		0- 5		9- 9		
5- 7	0- 0	0- 0		HOME		0- 2		0- 2		5- 3		
2- 9	0- 0	0- 0		AWAY		0- 3		0- 1		2- 5		
2- 4	0- 0	0- 1		NEUTRAL		0- 0		0- 2		2- 1		
<hr/>												
2- 11	0- 0	0- 1		NON-CONFERENCE		0- 3		0- 3		2- 4		
0- 4	0- 0	0- 0		HOME		0- 1		0- 1		0- 2		
0- 3	0- 0	0- 0		AWAY		0- 2		0- 0		0- 1		
2- 4	0- 0	0- 1		NEUTRAL		0- 0		0- 2		2- 1		
<hr/>												
7- 9	0- 0	0- 0		CONFERENCE		0- 2		0- 2		7- 5		
5- 3	0- 0	0- 0		HOME		0- 1		0- 1		5- 1		
2- 6	0- 0	0- 0		AWAY		0- 1		0- 1		2- 4		
0- 0	0- 0	0- 0		NEUTRAL		0- 0		0- 0		0- 0		
<hr/>												
RPI S	Opponent	Score	RPI S	Opponent	Score	RPI S	Opponent	Score	RPI S	Opponent	Score	
			44 N	Oregon	0 3	57 A	Syracuse	1 3	104 H	George Washington	0 3	
						60 A	American	1 3	120 A	Army West Point	2 3	
						60 H	American	0 3	120 H	Army West Point	0 3	
						72 A	Temple	0 3	125 N	St. John's (NY)	0 3	
						97 H	Maryland	2 3	140 N	New Hampshire	2 3	
									156 A	Lehigh	1 3	
									156 H	Lehigh	3 1	
									169 H	Texas Tech	0 3	
									199 A	Colgate	0 3	
									199 H	Colgate	2 3	
									205 H	Air Force	1 3	
									232 A	Bucknell	2 3	
									232 H	Bucknell	3 2	
									233 N	Buffalo	0 3	
									294 N	Canisius	3 1	
									298 A	Akron	0 3	
									300 A	Lafayette	3 0	
									300 H	Lafayette	3 0	
									309 A	Loyola Maryland	3 0	
									309 H	Loyola Maryland	3 0	
									312 A	Holy Cross	2 3	
									312 H	Holy Cross	3 1	
									317 N	Saint Francis (PA)	3 1	
			LAST 10 GAMES									
			309 A	Loyola Maryland	3 0	60 A	American	1 3				
			300 A	Lafayette	3 0	232 H	Bucknell	3 2				
			312 H	Holy Cross	3 1	156 H	Lehigh	3 1				
			120 H	Army West Point	0 3	300 H	Lafayette	3 0				
			199 A	Colgate	0 3	309 H	Loyola Maryland	3 0				

Non-Div. I Games:

Navy

Average RPI Win: 269		WON-LOST RECORD		WINNING PCT. RANK		LAST 10 GAMES		STRENGTH OF SCHEDULE		OPP. STRENGTH OF SCHEDULE		TEAM RPI		ADJ RPI		CONF. RPI		ADJ CONF. RPI	
DIV. I ONLY		10- 20		.33333 246		3- 7		241		259		263		.4298 264		27		27	
DIV. I NON-CONF.		4- 9		.30769 259		0- 0		195		186		244		.43883 242		26		26	
TOTALS		RPI 1-25		RPI 26-50		W-L RECORDS		RPI 51-100		RPI 101-150		RPI 150+							
10- 20		0- 1		0- 1		OVERALL		0- 5		0- 1		10- 12							
5- 6		0- 1		0- 0		HOME		0- 2		0- 0		5- 3							
3- 10		0- 0		0- 1		AWAY		0- 3		0- 0		3- 6							
2- 4		0- 0		0- 0		NEUTRAL		0- 0		0- 1		2- 3							
4- 9		0- 1		0- 1		NON-CONFERENCE		0- 2		0- 1		4- 4							
0- 3		0- 1		0- 0		HOME		0- 1		0- 0		0- 1							
2- 2		0- 0		0- 1		AWAY		0- 1		0- 0		2- 0							
2- 4		0- 0		0- 0		NEUTRAL		0- 0		0- 1		2- 3							
6- 11		0- 0		0- 0		CONFERENCE		0- 3		0- 0		6- 8							
5- 3		0- 0		0- 0		HOME		0- 1		0- 0		5- 2							
1- 8		0- 0		0- 0		AWAY		0- 2		0- 0		1- 6							
0- 0		0- 0		0- 0		NEUTRAL		0- 0		0- 0		0- 0							
RPI S	Opponent	Score		RPI S	Opponent	Score		RPI S	Opponent	Score		RPI S	Opponent	Score					
20 H	Arkansas St.	0 3		41 A	Southern Ill.	0 3		61 A	Arkansas	0 3		121 N	Texas-Arlington	0 3					
								70 H	Saint Louis	1 3		160 H	UMKC	0 3					
								100 A	Murray St.	0 3		166 A	Belmont	0 3					
								100 A	Murray St.	0 3		200 N	UTEP	2 3					
								100 H	Murray St.	0 3		202 A	Eastern Ill.	2 3					
												202 H	Eastern Ill.	3 2					
												209 N	DePaul	2 3					
												213 N	USC Upstate	1 3					
												238 A	Tennessee St.	3 2					
												240 H	Eastern Ky.	3 1					
												269 A	Tennessee Tech	0 3					
												270 A	UT Martin	0 3					
												270 H	UT Martin	0 3					
												273 A	Austin Peay	2 3					
												273 H	Austin Peay	3 1					
												278 A	Bradley	3 2					
												279 N	Northwestern St.	3 1					
												280 H	Morehead St.	3 1					
												288 A	SIUE	1 3					
												288 H	SIUE	3 0					
												295 H	Jacksonville St.	2 3					
												305 N	The Citadel	3 2					
												311 A	Gardner-Webb	3 0					
				LAST 10 GAMES															
				100 A	Murray St.	0 3		288 H	SIUE	3 0									
				295 H	Jacksonville St.	2 3		202 H	Eastern Ill.	3 2									
				270 A	UT Martin	0 3		166 A	Belmont	0 3									
				100 A	Murray St.	0 3		238 A	Tennessee St.	3 2									
				273 A	Austin Peay	2 3		202 A	Eastern Ill.	2 3									

Non-Div. I Games:

Southeast Mo. St.

Average RPI Win: 272		WON-LOST	WINNING	LAST 10	STRENGTH OF		OPP. STRENGTH	TEAM	ADJ	CONF.	ADJ CONF.
Average RPI Loss: 129		RECORD	PCT. RANK	GAMES	SCHEDULE		OF SCHEDULE	RPI	RPI	RPI	RPI
DIV. I ONLY		8- 24	.25 286	1- 9	183		175	265	.42976 265	8	8
DIV. I NON-CONF.		6- 8	.42857 191	0- 0	278		290	267	.42265 264	8	8
TOTALS		RPI 1-25	RPI 26-50	W-L RECORDS	RPI 51-100		RPI 101-150	RPI 150+			
8- 24	0- 0		0- 6	OVERALL	0- 4		0- 5	8- 9			
4- 8	0- 0		0- 3	HOME	0- 2		0- 2	4- 1			
2- 12	0- 0		0- 3	AWAY	0- 2		0- 3	2- 4			
2- 4	0- 0		0- 0	NEUTRAL	0- 0		0- 0	2- 4			
6- 8	0- 0		0- 0	NON-CONFERENCE	0- 0		0- 1	6- 7			
2- 1	0- 0		0- 0	HOME	0- 0		0- 0	2- 1			
2- 3	0- 0		0- 0	AWAY	0- 0		0- 1	2- 2			
2- 4	0- 0		0- 0	NEUTRAL	0- 0		0- 0	2- 4			
2- 16	0- 0		0- 6	CONFERENCE	0- 4		0- 4	2- 2			
2- 7	0- 0		0- 3	HOME	0- 2		0- 2	2- 0			
0- 9	0- 0		0- 3	AWAY	0- 2		0- 2	0- 2			
0- 0	0- 0		0- 0	NEUTRAL	0- 0		0- 0	0- 0			
RPI S	Opponent	Score	RPI S	Opponent	Score	RPI S	Opponent	Score	RPI S	Opponent	Score
			30 A	Wichita St.	0 3	54 A	UNI	2 3	110 A	Tennessee	1 3
			30 H	Wichita St.	0 3	54 H	UNI	0 3	119 A	Loyola Chicago	1 3
			35 A	Missouri St.	0 3	73 A	Illinois St.	0 3	119 H	Loyola Chicago	0 3
			35 H	Missouri St.	0 3	73 H	Illinois St.	0 3	149 A	Indiana St.	1 3
			41 A	Southern Ill.	0 3				149 H	Indiana St.	1 3
			41 H	Southern Ill.	1 3				162 N	Omaha	2 3
									188 H	Northern Ky.	0 3
									202 N	Eastern Ill.	0 3
									208 A	Drake	0 3
									208 H	Drake	3 1
									209 A	DePaul	1 3
									228 A	Wright St.	0 3
									229 N	San Jose St.	1 3
									258 A	Central Mich.	3 1
									269 N	Tennessee Tech	3 2
									271 N	Niagara	3 1
									273 A	Austin Peay	3 2
									278 A	Bradley	2 3
									278 H	Bradley	3 1
									291 N	Toledo	2 3
									307 H	Jackson St.	3 0
									313 H	Western Ill.	3 0
			LAST 10 GAMES								
			30 A	Wichita St.	0 3	35 H	Missouri St.	0 3			
			35 A	Missouri St.	0 3	119 A	Loyola Chicago	1 3			
			73 H	Illinois St.	0 3	278 A	Bradley	2 3			
			149 H	Indiana St.	1 3	208 H	Drake	3 1			
			41 A	Southern Ill.	0 3	54 H	UNI	0 3			

Non-Div. I Games:

Evansville

Average RPI Win:	228	WON-LOST RECORD	WINNING PCT. RANK	LAST 10 GAMES	STRENGTH OF SCHEDULE	OPP. STRENGTH OF SCHEDULE	TEAM RPI	ADJ RPI	CONF. RPI	ADJ CONF. RPI	
DIV. I ONLY		7- 16	.30435 268	4- 6	228	239	266	.42924 266	23	23	
DIV. I NON-CONF.		2- 7	.22222 282	0- 0	232	203	293	.40254 292	23	23	
<hr/>											
TOTALS	RPI 1-25	RPI 26-50		W-L RECORDS	RPI 51-100		RPI 101-150		RPI 150+		
7- 16	0- 0	0- 0		OVERALL	0- 1		1- 5		6- 10		
5- 5	0- 0	0- 0		HOME	0- 1		1- 1		4- 3		
2- 7	0- 0	0- 0		AWAY	0- 0		0- 2		2- 5		
0- 4	0- 0	0- 0		NEUTRAL	0- 0		0- 2		0- 2		
<hr/>											
2- 7	0- 0	0- 0		NON-CONFERENCE	0- 1		0- 2		2- 4		
2- 1	0- 0	0- 0		HOME	0- 1		0- 0		2- 0		
0- 2	0- 0	0- 0		AWAY	0- 0		0- 0		0- 2		
0- 4	0- 0	0- 0		NEUTRAL	0- 0		0- 2		0- 2		
<hr/>											
5- 9	0- 0	0- 0		CONFERENCE	0- 0		1- 3		4- 6		
3- 4	0- 0	0- 0		HOME	0- 0		1- 1		2- 3		
2- 5	0- 0	0- 0		AWAY	0- 0		0- 2		2- 3		
0- 0	0- 0	0- 0		NEUTRAL	0- 0		0- 0		0- 0		
<hr/>											
RPI S	Opponent	Score	RPI S	Opponent	Score	RPI S	Opponent	Score	RPI S	Opponent	Score
						60 H	American	0 3	101 N	Rhode Island	0 3
						120 N	Army West Point	0 3			
						134 A	Harvard	0 3			
						134 H	Harvard	3 1			
						145 A	Princeton	0 3			
						145 H	Princeton	1 3			
						161 A	Dartmouth	1 3			
						161 H	Dartmouth	2 3			
						165 A	Yale	1 3			
						165 H	Yale	3 2			
						168 A	Stephen F. Austin	0 3			
						169 N	Texas Tech	0 3			
						193 A	Penn	3 1			
						193 H	Penn	0 3			
						239 A	Stony Brook	1 3			
						252 A	Brown	2 3			
						252 H	Brown	3 0			
						272 H	Northeastern	3 2			
						276 N	South Dakota St.	2 3			
						286 A	Cornell	3 1			
286 H	Cornell	2 3									
			LAST 10 GAMES			297 H	NJIT	3 0			
			145 H	Princeton	1 3	252 H	Brown	3 0			
			193 H	Penn	0 3	286 H	Cornell	2 3			
			134 A	Harvard	0 3	161 H	Dartmouth	2 3			
			161 A	Dartmouth	1 3	134 H	Harvard	3 1			
			165 H	Yale	3 2	193 A	Penn	3 1			

Non-Div. I Games:

Columbia

Average RPI Win: 269		WON-LOST	WINNING	LAST 10	STRENGTH OF		OPP. STRENGTH	TEAM	ADJ		CONF.	ADJ CONF.
Average RPI Loss: 161		RECORD	PCT. RANK	GAMES	SCHEDULE		OF SCHEDULE	RPI	RPI		RPI	RPI
DIV. I ONLY		9- 19	.32143	257	5- 5		233	267	.42846		267	28
DIV. I NON-CONF.		3- 12	.2	286	0- 1		128	254	.42849		254	28
TOTALS		RPI 1-25	RPI 26-50		W-L RECORDS		RPI 51-100		RPI 101-150		RPI 150+	
9- 19	0- 0	0- 0		OVERALL		0- 5		0- 7		9- 7		
4- 3	0- 0	0- 0		HOME		0- 0		0- 2		4- 1		
2- 9	0- 0	0- 0		AWAY		0- 3		0- 3		2- 3		
3- 7	0- 0	0- 0		NEUTRAL		0- 2		0- 2		3- 3		
3- 12	0- 0	0- 0		NON-CONFERENCE		0- 5		0- 2		3- 5		
0- 1	0- 0	0- 0		HOME		0- 0		0- 0		0- 1		
0- 4	0- 0	0- 0		AWAY		0- 3		0- 0		0- 1		
3- 7	0- 0	0- 0		NEUTRAL		0- 2		0- 2		3- 3		
6- 7	0- 0	0- 0		CONFERENCE		0- 0		0- 5		6- 2		
4- 2	0- 0	0- 0		HOME		0- 0		0- 2		4- 0		
2- 5	0- 0	0- 0		AWAY		0- 0		0- 3		2- 2		
0- 0	0- 0	0- 0		NEUTRAL		0- 0		0- 0		0- 0		
RPI S	Opponent	Score	RPI S	Opponent	Score	RPI S	Opponent	Score	RPI S	Opponent	Score	
						62 A	Cleveland St.	0 3	119 N	Loyola Chicago	0 3	
						72 A	Temple	0 3	137 A	Albany (NY)	0 3	
						83 N	Towson	0 3	137 H	Albany (NY)	2 3	
						86 N	Cincinnati	0 3	140 A	New Hampshire	0 3	
						91 A	Fla. Atlantic	0 3	140 A	New Hampshire	1 3	
									140 H	New Hampshire	0 3	
									142 N	Seton Hall	2 3	
									175 N	Duquesne	3 2	
									207 H	Siena	2 3	
									212 N	Stetson	3 2	
									226 N	Ga. Southern	0 3	
									239 A	Stony Brook	0 3	
									239 H	Stony Brook	3 2	
									245 A	UMBC	1 3	
									245 H	UMBC	3 1	
									255 N	Bethune-Cookman	2 3	
									258 N	Central Mich.	2 3	
									260 N	Montana	3 2	
									286 A	Cornell	1 3	
									318 A	Hartford	3 1	
									318 H	Hartford	3 0	
									327 A	UMass Lowell	3 0	
									327 H	UMass Lowell	3 2	
LAST 10 GAMES												
						140 A	New Hampshire	0 3	327 A	New Hampshire	0 3	
						327 A	UMass Lowell	3 0	137 A	Albany (NY)	0 3	
						239 H	Stony Brook	3 2	207 H	Siena	2 3	
						245 H	UMBC	3 1	327 H	UMass Lowell	3 2	
						318 A	Hartford	3 1	245 A	UMBC	1 3	

Non-Div. I Games:

Binghamton

Average RPI Win: 265		WON-LOST RECORD		WINNING PCT. RANK		LAST 10 GAMES		STRENGTH OF SCHEDULE		OPP. STRENGTH OF SCHEDULE		TEAM RPI		ADJ RPI		CONF. RPI		ADJ CONF. RPI	
DIV. I ONLY		7- 19		.26923 282		3- 7		200		246		270		.42572 268		15		15	
DIV. I NON-CONF.		4- 6		.4 216		0- 0		232		317		250		.43318 250		17		16	
TOTALS		RPI 1-25		RPI 26-50		W-L RECORDS		RPI 51-100		RPI 101-150		RPI 150+							
7- 19		0- 1		0- 0		OVERALL		0- 3		0- 6		7- 9							
3- 9		0- 1		0- 0		HOME		0- 1		0- 4		3- 3							
2- 8		0- 0		0- 0		AWAY		0- 1		0- 2		2- 5							
2- 2		0- 0		0- 0		NEUTRAL		0- 1		0- 0		2- 1							
4- 6		0- 0		0- 0		NON-CONFERENCE		0- 1		0- 1		4- 4							
1- 3		0- 0		0- 0		HOME		0- 0		0- 1		1- 2							
1- 1		0- 0		0- 0		AWAY		0- 0		0- 0		1- 1							
2- 2		0- 0		0- 0		NEUTRAL		0- 1		0- 0		2- 1							
3- 13		0- 1		0- 0		CONFERENCE		0- 2		0- 5		3- 5							
2- 6		0- 1		0- 0		HOME		0- 1		0- 3		2- 1							
1- 7		0- 0		0- 0		AWAY		0- 1		0- 2		1- 4							
0- 0		0- 0		0- 0		NEUTRAL		0- 0		0- 0		0- 0							
RPI	S	Opponent		Score		RPI	S	Opponent		Score		RPI	S	Opponent		Score			
20	H	Arkansas St.		0 3								102	H	Kennesaw St.		2 3			
								80 A Appalachian St.		1 3				105 A Texas St.		1 3			
								80 H Appalachian St.		1 3				105 H Texas St.		0 3			
								100 N Murray St.		0 3				115 H Little Rock		1 3			
														121 A Texas-Arlington		1 3			
														121 H Texas-Arlington		2 3			
														163 A South Ala.		2 3			
														163 H South Ala.		3 0			
														174 A Troy		1 3			
														179 A High Point		3 2			
														204 N Fresno St.		2 3			
														209 H DePaul		1 3			
														218 A Western Caro.		2 3			
														219 H Radford		2 3			
														226 A Ga. Southern		0 3			
														226 H Ga. Southern		2 3			
														250 A La.-Monroe		3 0			
														292 A La.-Lafayette		0 3			
														292 H La.-Lafayette		3 1			
														309 N Loyola Maryland		3 0			
														329 N South Carolina St.		3 0			
														332 H Grambling		3 0			
						LAST 10 GAMES													
						250	A	La.-Monroe		3 0		163	H	South Ala.		3 0			
						292	A	La.-Lafayette		0 3		80	H	Appalachian St.		1 3			
						226	H	Ga. Southern		2 3		121	H	Texas-Arlington		2 3			
						20	H	Arkansas St.		0 3		80	A	Appalachian St.		1 3			
						292	H	La.-Lafayette		3 1		115	H	Little Rock		1 3			

Non-Div. I Games:

Georgia St.

Average RPI Win:	258	WON-LOST RECORD	WINNING PCT. RANK	LAST 10 GAMES	STRENGTH OF SCHEDULE	OPP. STRENGTH OF SCHEDULE	TEAM RPI	ADJ RPI	CONF. RPI	ADJ CONF. RPI	
Average RPI Loss:	184										
DIV. I ONLY		10- 21	.32258 251	5- 5	255	262	272	.42431 269	27	27	
DIV. I NON-CONF.		2- 11	.15385 301	0- 0	152	219	283	.40832 283	26	26	
<hr/>											
TOTALS	RPI 1-25	RPI 26-50		W-L RECORDS	RPI 51-100		RPI 101-150		RPI 150+		
10- 21	0- 0	0- 0		OVERALL	0- 3		0- 5		10- 13		
5- 6	0- 0	0- 0		HOME	0- 2		0- 0		5- 4		
3- 8	0- 0	0- 0		AWAY	0- 0		0- 2		3- 6		
2- 7	0- 0	0- 0		NEUTRAL	0- 1		0- 3		2- 3		
<hr/>											
2- 11	0- 0	0- 0		NON-CONFERENCE	0- 2		0- 5		2- 4		
1- 2	0- 0	0- 0		HOME	0- 1		0- 0		1- 1		
0- 3	0- 0	0- 0		AWAY	0- 0		0- 2		0- 1		
1- 6	0- 0	0- 0		NEUTRAL	0- 1		0- 3		1- 2		
<hr/>											
8- 10	0- 0	0- 0		CONFERENCE	0- 1		0- 0		8- 9		
4- 4	0- 0	0- 0		HOME	0- 1		0- 0		4- 3		
3- 5	0- 0	0- 0		AWAY	0- 0		0- 0		3- 5		
1- 1	0- 0	0- 0		NEUTRAL	0- 0		0- 0		1- 1		
<hr/>											
RPI S	Opponent	Score	RPI S	Opponent	Score	RPI S	Opponent	Score	RPI S	Opponent	Score
						69 N Auburn	0	3	110 A Tennessee	1	3
						83 H Towson	0	3	115 N Little Rock	0	3
						100 H Murray St.	1	3	116 N UNCG	2	3
									128 A Memphis	0	3
									138 N North Florida	0	3
									166 A Belmont	1	3
									166 H Belmont	3	2
									166 N Belmont	1	3
									173 H Idaho	0	3
									202 A Eastern Ill.	0	3
									202 N Eastern Ill.	3	2
									218 H Western Caro.	3	1
									228 A Wright St.	0	3
									238 A Tennessee St.	1	3
									238 H Tennessee St.	2	3
									240 A Eastern Ky.	1	3
									240 H Eastern Ky.	1	3
									264 H Southeast Mo. St.	3	0
									265 N Evansville	2	3
									270 A UT Martin	3	2
271 N Niagara	1	3									
			273 H Austin Peay	3	0						
			280 A Morehead St.	1	3						
			280 H Morehead St.	3	1						
			288 A SIUE	3	2						
			295 A Jacksonville St.	3	1						
			295 H Jacksonville St.	1	3						

Non-Div. I Games:

Tennessee Tech

RPI	S	Opponent	Score	
326	N	Ark.-Pine Bluff	3	0

Tennessee Tech

T
e
n
n
e
s
s
e
e
T
e
c
h

T
e
n
n
e
s
s
e
e
T
e
c
h

Average RPI Win:		263	WON-LOST RECORD		WINNING PCT. RANK	LAST 10 GAMES	STRENGTH OF SCHEDULE		OPP. STRENGTH OF SCHEDULE	TEAM RPI	ADJ RPI	CONF. RPI	ADJ CONF. RPI
Average RPI Loss:		172	9- 24		.27273 281	2- 8	187		260	268	.42418 270	27	27
DIV. I ONLY			4- 13		.23529 277	0- 0	105		207	235	.44589 235	26	26
DIV. I NON-CONF.													
TOTALS		RPI 1-25	RPI 26-50		W-L RECORDS		RPI 51-100		RPI 101-150		RPI 150+		
9- 24		0- 2	0- 1		OVERALL		1- 4		0- 3		8- 14		
4- 4		0- 0	0- 0		HOME		0- 1		0- 0		4- 3		
3- 11		0- 0	0- 1		AWAY		1- 2		0- 2		2- 6		
2- 9		0- 2	0- 0		NEUTRAL		0- 1		0- 1		2- 5		
4- 13		0- 2	0- 1		NON-CONFERENCE		1- 2		0- 3		3- 5		
0- 0		0- 0	0- 0		HOME		0- 0		0- 0		0- 0		
2- 4		0- 0	0- 1		AWAY		1- 1		0- 2		1- 0		
2- 9		0- 2	0- 0		NEUTRAL		0- 1		0- 1		2- 5		
5- 11		0- 0	0- 0		CONFERENCE		0- 2		0- 0		5- 9		
4- 4		0- 0	0- 0		HOME		0- 1		0- 0		4- 3		
1- 7		0- 0	0- 0		AWAY		0- 1		0- 0		1- 6		
0- 0		0- 0	0- 0		NEUTRAL		0- 0		0- 0		0- 0		
RPI S	Opponent	Score	RPI S	Opponent	Score	RPI S	Opponent	Score	RPI S	Opponent	Score		
16 N	Western Ky.	0 3	41 A	Southern Ill.	0 3	70 A	Saint Louis	0 3	111 A	Georgia Tech	0 3		
22 N	Dayton	0 3				84 N	Coastal Caro.	0 3	139 N	North Dakota	0 3		
						95 A	Ole Miss	3 2	149 A	Indiana St.	0 3		
						100 A	Murray St.	1 3	166 A	Belmont	1 3		
						100 H	Murray St.	0 3	190 N	McNeese St.	2 3		
									196 N	Eastern Mich.	2 3		
									202 A	Eastern Ill.	1 3		
									202 H	Eastern Ill.	2 3		
									207 N	Siena	1 3		
									213 N	USC Upstate	1 3		
									238 A	Tennessee St.	2 3		
									240 H	Eastern Ky.	3 1		
									264 A	Southeast Mo. St.	3 0		
									264 H	Southeast Mo. St.	3 0		
									269 H	Tennessee Tech	2 3		
									273 A	Austin Peay	1 3		
									273 H	Austin Peay	3 0		
									280 H	Morehead St.	0 3		
									281 N	IPFW	1 3		
									288 A	SIUE	2 3		
									288 H	SIUE	3 1		
									295 A	Jacksonville St.	0 3		
									305 N	The Citadel	3 1		
									316 A	Alabama A&M	3 2		
									326 N	Ark.-Pine Bluff	3 0		
			LAST 10 GAMES										
			269 H	Tennessee Tech	2 3	288 H	SIUE	3 1					
			264 H	Southeast Mo. St.	3 0	238 A	Tennessee St.	2 3					
			273 A	Austin Peay	1 3	166 A	Belmont	1 3					
			100 A	Murray St.	1 3	288 A	SIUE	2 3					
			202 H	Eastern Ill.	2 3	202 A	Eastern Ill.	1 3					

Non-Div. I Games:

UT Martin

Average RPI Win:	284	WON-LOST	WINNING	LAST 10	STRENGTH OF	OPP. STRENGTH	TEAM	ADJ	CONF.	ADJ CONF.				
Average RPI Loss:	216	RECORD	PCT. RANK	GAMES	SCHEDULE	OF SCHEDULE	RPI	RPI	RPI	RPI				
DIV. I ONLY	13- 17	.43333	207	6- 4	292	303	269	.42384	271	30	30			
DIV. I NON-CONF.	3- 7	.3	263	0- 0	313	246	310	.37429	310	30	30			
<hr/>														
TOTALS	RPI 1-25	RPI 26-50		W-L RECORDS		RPI 51-100		RPI 101-150		RPI 150+				
13- 17	0- 0	0- 0		OVERALL		0- 1		0- 0		13- 16				
6- 3	0- 0	0- 0		HOME		0- 0		0- 0		6- 3				
4- 8	0- 0	0- 0		AWAY		0- 0		0- 0		4- 8				
3- 6	0- 0	0- 0		NEUTRAL		0- 1		0- 0		3- 5				
<hr/>														
3- 7	0- 0	0- 0		NON-CONFERENCE		0- 1		0- 0		3- 6				
0- 0	0- 0	0- 0		HOME		0- 0		0- 0		0- 0				
1- 2	0- 0	0- 0		AWAY		0- 0		0- 0		1- 2				
2- 5	0- 0	0- 0		NEUTRAL		0- 1		0- 0		2- 4				
<hr/>														
10- 10	0- 0	0- 0		CONFERENCE		0- 0		0- 0		10- 10				
6- 3	0- 0	0- 0		HOME		0- 0		0- 0		6- 3				
3- 6	0- 0	0- 0		AWAY		0- 0		0- 0		3- 6				
1- 1	0- 0	0- 0		NEUTRAL		0- 0		0- 0		1- 1				
<hr/>														
RPI S	Opponent	Score	RPI S	Opponent	Score	RPI S	Opponent	Score	RPI S	Opponent	Score			
						90 N	Gonzaga	0 3	158 A	Fairfield	1 3			
						158 H	Fairfield	3 2						
						183 A	Marist	0 3						
						183 H	Marist	1 3						
						183 N	Marist	0 3						
						184 N	Southern Utah	0 3						
						203 N	Robert Morris	0 3						
						207 A	Siena	1 3						
						207 H	Siena	2 3						
						207 N	Siena	3 0						
						223 N	Georgetown	0 3						
						228 A	Wright St.	1 3						
						256 A	Manhattan	1 3						
						256 H	Manhattan	1 3						
						265 N	Evansville	1 3						
						269 N	Tennessee Tech	3 1						
						275 A	Grand Canyon	0 3						
						282 A	Fordham	3 1						
						283 A	Rider	1 3						
						283 H	Rider	3 0						
						294 A	Canisius	3 1						
									LAST 10 GAMES			294 H	Canisius	3 0
												296 A	Iona	0 3
												296 H	Iona	3 2
												306 N	Charleston So.	3 2
324 A	Saint Peter's	3 0												
						324 H	Saint Peter's	3 0						

Non-Div. I Games:

Niagara

RPI	S	Opponent	Score	
330	A	Quinnipiac	3	1
330	H	Quinnipiac	3	0

Niagara

N
i
a
g
a
r
a

N
i
a
g
a
r
a

Average RPI Win: 236		WON-LOST	WINNING	LAST 10	STRENGTH OF		OPP. STRENGTH	TEAM	ADJ	CONF.	ADJ CONF.
Average RPI Loss: 140		RECORD	PCT. RANK	GAMES	SCHEDULE		OF SCHEDULE	RPI	RPI	RPI	RPI
DIV. I ONLY		6- 25	.19355	308	2- 8		159	170	274	.42301	272
DIV. I NON-CONF.		3- 12	.2	286	0- 0		241	200	302	.39469	297
TOTALS		RPI 1-25	RPI 26-50		W-L RECORDS		RPI 51-100		RPI 101-150		RPI 150+
6- 25	0- 0	0- 1		OVERALL		1- 9		0- 5		5- 10	
4- 6	0- 0	0- 0		HOME		1- 3		0- 2		3- 1	
0- 13	0- 0	0- 0		AWAY		0- 4		0- 2		0- 7	
2- 6	0- 0	0- 1		NEUTRAL		0- 2		0- 1		2- 2	
3- 12	0- 0	0- 1		NON-CONFERENCE		0- 2		0- 3		3- 6	
1- 1	0- 0	0- 0		HOME		0- 0		0- 1		1- 0	
0- 5	0- 0	0- 0		AWAY		0- 0		0- 1		0- 4	
2- 6	0- 0	0- 1		NEUTRAL		0- 2		0- 1		2- 2	
3- 13	0- 0	0- 0		CONFERENCE		1- 7		0- 2		2- 4	
3- 5	0- 0	0- 0		HOME		1- 3		0- 1		2- 1	
0- 8	0- 0	0- 0		AWAY		0- 4		0- 1		0- 3	
0- 0	0- 0	0- 0		NEUTRAL		0- 0		0- 0		0- 0	
RPI S	Opponent	Score	RPI S	Opponent	Score	RPI S	Opponent	Score	RPI S	Opponent	Score
			40 N	Arizona St.	0 3	58 A	UNCW	2 3	106 A	Hofstra	0 3
						58 H	UNCW	2 3	106 H	Hofstra	2 3
						60 N	American	0 3	134 A	Harvard	1 3
						62 N	New Mexico St.	0 3	140 H	New Hampshire	2 3
						75 A	James Madison	1 3	141 N	UConn	0 3
						75 H	James Madison	3 2	168 A	Stephen F. Austin	0 3
						83 A	Towson	1 3	169 N	Texas Tech	0 3
						83 H	Towson	1 3	171 A	Boston College	0 3
						87 A	Col. of Charleston	1 3	178 A	Delaware	1 3
						87 H	Col. of Charleston	1 3	178 H	Delaware	3 1
									205 A	Air Force	1 3
									246 A	William & Mary	1 3
									246 H	William & Mary	1 3
									260 N	Montana	1 3
									262 A	Elon	0 3
									262 H	Elon	3 1
									266 A	Columbia	2 3
									276 N	South Dakota St.	3 2
									297 N	NJIT	3 1
									327 H	UMass Lowell	3 2
LAST 10 GAMES											
			262 A	Elon	0 3	106 A	Hofstra	0 3			
			246 A	William & Mary	1 3	58 H	UNCW	2 3			
			83 H	Towson	1 3	87 H	Col. of Charleston	1 3			
			178 H	Delaware	3 1	87 A	Col. of Charleston	1 3			
			75 H	James Madison	3 2	178 A	Delaware	1 3			

Non-Div. I Games:

Northeastern

Average RPI Win:	257	WON-LOST RECORD	WINNING PCT. RANK	LAST 10 GAMES	STRENGTH OF SCHEDULE	OPP. STRENGTH OF SCHEDULE	TEAM RPI	ADJ RPI	CONF. RPI	ADJ CONF. RPI				
DIV. I ONLY		10- 22	.3125	261	4- 6	250	264	273	.42046	273	27	27		
DIV. I NON-CONF.		6- 10	.375	232	1- 0	159	230	216	.45928	216	26	26		
<hr/>														
TOTALS	RPI 1-25	RPI 26-50		W-L RECORDS		RPI 51-100		RPI 101-150		RPI 150+				
10- 22	0- 1	0- 2		OVERALL		0- 3		1- 3		9- 13				
4- 6	0- 0	0- 0		HOME		0- 1		0- 1		4- 4				
1- 13	0- 1	0- 1		AWAY		0- 2		0- 1		1- 8				
5- 3	0- 0	0- 1		NEUTRAL		0- 0		1- 1		4- 1				
6- 10	0- 1	0- 2		NON-CONFERENCE		0- 1		1- 3		5- 3				
0- 2	0- 0	0- 0		HOME		0- 0		0- 1		0- 1				
1- 5	0- 1	0- 1		AWAY		0- 1		0- 1		1- 1				
5- 3	0- 0	0- 1		NEUTRAL		0- 0		1- 1		4- 1				
4- 12	0- 0	0- 0		CONFERENCE		0- 2		0- 0		4- 10				
4- 4	0- 0	0- 0		HOME		0- 1		0- 0		4- 3				
0- 8	0- 0	0- 0		AWAY		0- 1		0- 0		0- 7				
0- 0	0- 0	0- 0		NEUTRAL		0- 0		0- 0		0- 0				
RPI	S	Opponent	Score		RPI	S	Opponent	Score		RPI	S	Opponent	Score	
16	A	Western Ky.	0	3	32	A	Purdue	0	3	77	A	Chattanooga	0	3
					49	N	Ohio	0	3	100	A	Murray St.	0	3
										100	H	Murray St.	0	3

Non-Div. I Games:

Austin Peay

Average RPI Win: 275		WON-LOST RECORD		WINNING PCT. RANK		LAST 10 GAMES		STRENGTH OF SCHEDULE		OPP. STRENGTH OF SCHEDULE		TEAM RPI		ADJ RPI		CONF. RPI		ADJ CONF. RPI	
DIV. I ONLY		6- 22		.21429 299		1- 9		190		203		275		.41912 274		19		18	
DIV. I NON-CONF.		4- 8		.33333 250		0- 1		256		235		274		.41774 274		16		14	
TOTALS		RPI 1-25		RPI 26-50		W-L RECORDS		RPI 51-100		RPI 101-150		RPI 150+							
6- 22		0- 0		0- 3		OVERALL		0- 5		0- 2		6- 12							
1- 8		0- 0		0- 1		HOME		0- 2		0- 0		1- 5							
2- 12		0- 0		0- 2		AWAY		0- 3		0- 1		2- 6							
3- 2		0- 0		0- 0		NEUTRAL		0- 0		0- 1		3- 1							
4- 8		0- 0		0- 1		NON-CONFERENCE		0- 1		0- 1		4- 5							
0- 1		0- 0		0- 0		HOME		0- 0		0- 0		0- 1							
1- 5		0- 0		0- 1		AWAY		0- 1		0- 0		1- 3							
3- 2		0- 0		0- 0		NEUTRAL		0- 0		0- 1		3- 1							
2- 14		0- 0		0- 2		CONFERENCE		0- 4		0- 1		2- 7							
1- 7		0- 0		0- 1		HOME		0- 2		0- 0		1- 4							
1- 7		0- 0		0- 1		AWAY		0- 2		0- 1		1- 3							
0- 0		0- 0		0- 0		NEUTRAL		0- 0		0- 0		0- 0							
RPI	S	Opponent	Score	RPI	S	Opponent	Score	RPI	S	Opponent	Score	RPI	S	Opponent	Score				
				33	A	Northern Ariz.	1 3	56	A	Idaho St.	0 3	112	N	Miami (OH)	1 3				
				33	H	Northern Ariz.	1 3	56	H	Idaho St.	1 3	139	A	North Dakota	0 3				
				37	A	Santa Clara	0 3	66	A	Colorado	0 3	152	A	Northern Colo.	0 3				
								78	A	Sacramento St.	1 3	173	H	Idaho	1 3				
								78	H	Sacramento St.	0 3	184	A	Southern Utah	1 3				
												184	H	Southern Utah	0 3				
												186	A	Nevada	2 3				
												189	H	Eastern Wash.	0 3				
												197	H	Utah Valley	0 3				
												205	A	Air Force	2 3				
												216	A	Portland St.	0 3				
												216	H	Portland St.	2 3				
												225	N	George Mason	3 1				
												229	A	San Jose St.	0 3				
												235	N	UC Riverside	1 3				
												256	N	Manhattan	3 0				
												260	A	Montana	3 1				
												278	A	Bradley	3 1				
												304	H	Montana St.	3 0				
												327	N	UMass Lowell	3 0				
LAST 10 GAMES																			
				56	H	Idaho St.	1 3	184	H	Southern Utah	0 3								
				304	H	Montana St.	3 0	197	H	Utah Valley	0 3								
				216	A	Portland St.	0 3	189	H	Eastern Wash.	0 3								
				78	A	Sacramento St.	1 3	173	H	Idaho	1 3								
				33	H	Northern Ariz.	1 3	184	A	Southern Utah	1 3								

Non-Div. I Games:

Weber St.

Average RPI Win:		300	WON-LOST RECORD		WINNING PCT. RANK		LAST 10 GAMES		STRENGTH OF SCHEDULE		OPP. STRENGTH OF SCHEDULE		TEAM RPI		ADJ RPI		CONF. RPI		ADJ CONF. RPI	
DIV. I ONLY			7- 21		.25 286		4- 6		242		202		282		.4169 275		22		21	
DIV. I NON-CONF.			4- 10		.28571 265		2- 0		208		178		253		.42991 253		20		20	
TOTALS		RPI 1-25		RPI 26-50		W-L RECORDS		RPI 51-100		RPI 101-150		RPI 150+								
7- 21		0- 1		0- 3		OVERALL		0- 3		0- 6		7- 8								
6- 9		0- 0		0- 2		HOME		0- 2		0- 2		6- 3								
1- 9		0- 1		0- 0		AWAY		0- 1		0- 3		1- 4								
0- 3		0- 0		0- 1		NEUTRAL		0- 0		0- 1		0- 1								
4- 10		0- 1		0- 3		NON-CONFERENCE		0- 1		0- 2		4- 3								
4- 4		0- 0		0- 2		HOME		0- 1		0- 0		4- 1								
0- 3		0- 1		0- 0		AWAY		0- 0		0- 1		0- 1								
0- 3		0- 0		0- 1		NEUTRAL		0- 0		0- 1		0- 1								
3- 11		0- 0		0- 0		CONFERENCE		0- 2		0- 4		3- 5								
2- 5		0- 0		0- 0		HOME		0- 1		0- 2		2- 2								
1- 6		0- 0		0- 0		AWAY		0- 1		0- 2		1- 3								
0- 0		0- 0		0- 0		NEUTRAL		0- 0		0- 0		0- 0								
RPI	S	Opponent		Score		RPI	S	Opponent		Score		RPI	S	Opponent		Score				
1	A	Nebraska		0 3		33	H	Northern Ariz.		0 3		62	A	New Mexico St.		1 3				
						43	H	Boise St.		0 3		62	H	New Mexico St.		1 3				
						46	N	Pittsburgh		0 3		90	H	Gonzaga		0 3				
														129 A CSU Bakersfield		0 3				
														129 H CSU Bakersfield		2 3				
														150 A Seattle		0 3				
														150 H Seattle		0 3				
														160 A UMKC		0 3				
														160 H UMKC		0 3				
														197 A Utah Valley		1 3				
														197 H Utah Valley		1 3				
														216 A Portland St.		0 3				
														235 H UC Riverside		1 3				
														235 N UC Riverside		0 3				
														251 A UTRGV		0 3				
														251 H UTRGV		3 1				
														271 H Niagara		3 0				
														306 H Charleston So.		3 2				
														308 A Chicago St.		3 0				
														308 H Chicago St.		3 0				
														327 H UMass Lowell		3 0				
														327 H UMass Lowell		3 2				
LAST 10 GAMES																				
						327	H	UMass Lowell		3 0		251	A	UTRGV		0 3				
						327	H	UMass Lowell		3 2		150	H	Seattle		0 3				
						160	H	UMKC		0 3		197	H	Utah Valley		1 3				
						308	H	Chicago St.		3 0		129	A	CSU Bakersfield		0 3				
						62	A	New Mexico St.		1 3		308	A	Chicago St.		3 0				

Non-Div. I Games:

Grand Canyon

Average RPI Win: 241		WON-LOST	WINNING	LAST 10	STRENGTH OF		OPP. STRENGTH	TEAM	ADJ	CONF.	ADJ CONF.
Average RPI Loss: 184		RECORD	PCT. RANK	GAMES	SCHEDULE		OF SCHEDULE	RPI	RPI	RPI	RPI
DIV. I ONLY		8- 17	.32	260	4- 6		279	236	279	.41624	277
DIV. I NON-CONF.		2- 7	.22222	282	0- 0		268	210	305	.38725	302
TOTALS		RPI 1-25	RPI 26-50		W-L RECORDS		RPI 51-100		RPI 101-150		RPI 150+
8- 17	0- 0	0- 0		OVERALL		0- 3		0- 1		8- 13	
5- 3	0- 0	0- 0		HOME		0- 0		0- 0		5- 3	
2- 9	0- 0	0- 0		AWAY		0- 2		0- 1		2- 6	
1- 5	0- 0	0- 0		NEUTRAL		0- 1		0- 0		1- 4	
2- 7	0- 0	0- 0		NON-CONFERENCE		0- 2		0- 0		2- 5	
0- 0	0- 0	0- 0		HOME		0- 0		0- 0		0- 0	
1- 2	0- 0	0- 0		AWAY		0- 1		0- 0		1- 1	
1- 5	0- 0	0- 0		NEUTRAL		0- 1		0- 0		1- 4	
6- 10	0- 0	0- 0		CONFERENCE		0- 1		0- 1		6- 8	
5- 3	0- 0	0- 0		HOME		0- 0		0- 0		5- 3	
1- 7	0- 0	0- 0		AWAY		0- 1		0- 1		1- 5	
0- 0	0- 0	0- 0		NEUTRAL		0- 0		0- 0		0- 0	
RPI S	Opponent	Score	RPI S	Opponent	Score	RPI S	Opponent	Score	RPI S	Opponent	Score
						52 N	TCU	0 3	135 A	Central Ark.	0 3
						67 A	A&M-Corpus Christi	0 3	154 N	North Carolina St.	2 3
						79 A	Pepperdine	0 3	168 A	Stephen F. Austin	3 2
									168 H	Stephen F. Austin	2 3
									180 A	Houston Baptist	1 3
									190 A	McNeese St.	2 3
									190 H	McNeese St.	3 2
									195 H	Sam Houston St.	0 3
									197 N	Utah Valley	1 3
									215 N	UC Santa Barbara	0 3
									217 H	Lamar	3 1
									229 N	San Jose St.	1 3
									231 A	Abilene Christian	1 3
									231 H	Abilene Christian	1 3
									237 A	Tulane	1 3
									248 H	New Orleans	3 0
									249 H	Southeastern La.	3 1
									251 A	UTRGV	3 0
									279 A	Northwestern St.	2 3
									279 H	Northwestern St.	3 2
									284 A	Nicholls St.	2 3
									325 N	Southern U.	3 0
LAST 10 GAMES											
						168 A	Stephen F. Austin	3 2	190 H	McNeese St.	3 2
						279 A	Northwestern St.	2 3	248 H	New Orleans	3 0
						190 A	McNeese St.	2 3	249 H	Southeastern La.	3 1
						284 A	Nicholls St.	2 3	180 A	Houston Baptist	1 3
						231 H	Abilene Christian	1 3	67 A	A&M-Corpus Christi	0 3

Non-Div. I Games:

Incarnate Word

Average RPI Win: 256		WON-LOST	WINNING	LAST 10	STRENGTH OF		OPP. STRENGTH	TEAM	ADJ	CONF.	ADJ CONF.
Average RPI Loss: 135		RECORD	PCT. RANK	GAMES	SCHEDULE		OF SCHEDULE	RPI	RPI	RPI	RPI
DIV. I ONLY		6- 24	.2 304	1- 9	199		148	280	.41583 278	8	8
DIV. I NON-CONF.		5- 7	.41667 204	0- 0	311		274	289	.40521 287	8	8
TOTALS		RPI 1-25	RPI 26-50	W-L RECORDS	RPI 51-100		RPI 101-150	RPI 150+			
6- 24	0- 0		0- 6	OVERALL	0- 4		0- 4	6- 10			
3- 12	0- 0		0- 3	HOME	0- 2		0- 2	3- 5			
1- 10	0- 0		0- 3	AWAY	0- 2		0- 2	1- 3			
2- 2	0- 0		0- 0	NEUTRAL	0- 0		0- 0	2- 2			
5- 7	0- 0		0- 0	NON-CONFERENCE	0- 0		0- 0	5- 7			
2- 4	0- 0		0- 0	HOME	0- 0		0- 0	2- 4			
1- 1	0- 0		0- 0	AWAY	0- 0		0- 0	1- 1			
2- 2	0- 0		0- 0	NEUTRAL	0- 0		0- 0	2- 2			
1- 17	0- 0		0- 6	CONFERENCE	0- 4		0- 4	1- 3			
1- 8	0- 0		0- 3	HOME	0- 2		0- 2	1- 1			
0- 9	0- 0		0- 3	AWAY	0- 2		0- 2	0- 2			
0- 0	0- 0		0- 0	NEUTRAL	0- 0		0- 0	0- 0			
RPI S	Opponent	Score	RPI S	Opponent	Score	RPI S	Opponent	Score	RPI S	Opponent	Score
			30 A	Wichita St.	0 3	54 A	UNI	0 3	119 A	Loyola Chicago	0 3
			30 H	Wichita St.	0 3	54 H	UNI	0 3	119 H	Loyola Chicago	0 3
			35 A	Missouri St.	0 3	73 A	Illinois St.	1 3	149 A	Indiana St.	0 3
			35 H	Missouri St.	0 3	73 H	Illinois St.	0 3	149 H	Indiana St.	0 3
			41 A	Southern Ill.	1 3				160 A	UMKC	0 3
			41 H	Southern Ill.	1 3				162 N	Omaha	0 3
									170 N	Green Bay	3 0
									200 H	UTEP	0 3
									208 A	Drake	0 3
									208 H	Drake	1 3
									209 H	DePaul	0 3
									227 N	Youngstown St.	3 2
									256 H	Manhattan	3 2
									264 H	Southeast Mo. St.	2 3
									265 A	Evansville	1 3
									265 H	Evansville	3 2
									274 H	Weber St.	1 3
									288 N	SIUE	0 3
									291 A	Toledo	3 2
									327 H	UMass Lowell	3 0
			LAST 10 GAMES								
			208 A	Drake	0 3	73 A	Illinois St.	1 3			
			54 A	UNI	0 3	41 H	Southern Ill.	1 3			
			30 H	Wichita St.	0 3	265 H	Evansville	3 2			
			35 H	Missouri St.	0 3	119 A	Loyola Chicago	0 3			
			149 A	Indiana St.	0 3	35 A	Missouri St.	0 3			

Non-Div. I Games:

Bradley

Average RPI Win: 246		WON-LOST RECORD		WINNING PCT. RANK		LAST 10 GAMES		STRENGTH OF SCHEDULE		OPP. STRENGTH OF SCHEDULE		TEAM RPI		ADJ RPI		CONF. RPI		ADJ CONF. RPI	
Average RPI Loss: 165																			
DIV. I ONLY		7- 22		.24138 289		4- 6		232		222		284		.41564 279		24		24	
DIV. I NON-CONF.		2- 11		.15385 301		0- 0		167		162		282		.40949 281		24		24	
TOTALS		RPI 1-25		RPI 26-50		W-L RECORDS		RPI 51-100		RPI 101-150		RPI 150+							
7- 22		0- 0		0- 0		OVERALL		0- 5		0- 4		7- 13							
4- 5		0- 0		0- 0		HOME		0- 1		0- 0		4- 4							
2- 10		0- 0		0- 0		AWAY		0- 3		0- 1		2- 6							
1- 7		0- 0		0- 0		NEUTRAL		0- 1		0- 3		1- 3							
2- 11		0- 0		0- 0		NON-CONFERENCE		0- 4		0- 3		2- 4							
1- 0		0- 0		0- 0		HOME		0- 0		0- 0		1- 0							
0- 4		0- 0		0- 0		AWAY		0- 3		0- 0		0- 1							
1- 7		0- 0		0- 0		NEUTRAL		0- 1		0- 3		1- 3							
5- 11		0- 0		0- 0		CONFERENCE		0- 1		0- 1		5- 9							
3- 5		0- 0		0- 0		HOME		0- 1		0- 0		3- 4							
2- 6		0- 0		0- 0		AWAY		0- 0		0- 1		2- 5							
0- 0		0- 0		0- 0		NEUTRAL		0- 0		0- 0		0- 0							
RPI S	Opponent	Score		RPI S	Opponent	Score		RPI S	Opponent	Score		RPI S	Opponent	Score					
								61 A	Arkansas	0	3	108 N	Southern Miss.	0	3				
								67 H	A&M-Corpus Christi	0	3	114 N	Washington St.	0	3				
								87 N	Col. of Charleston	1	3	121 N	Texas-Arlington	1	3				
								93 A	Alabama	0	3	135 A	Central Ark.	0	3				
								95 A	Ole Miss	0	3	168 A	Stephen F. Austin	0	3				
												168 H	Stephen F. Austin	3	0				
												169 A	Texas Tech	0	3				
												180 H	Houston Baptist	0	3				
												181 N	Oral Roberts	1	3				
												190 H	McNeese St.	0	3				
												195 A	Sam Houston St.	0	3				
												195 H	Sam Houston St.	2	3				
												216 N	Portland St.	2	3				
												217 A	Lamar	3	0				
												231 A	Abilene Christian	0	3				
												231 H	Abilene Christian	2	3				
												238 N	Tennessee St.	3	1				
												248 A	New Orleans	3	1				
												249 A	Southeastern La.	1	3				
												264 N	Southeast Mo. St.	1	3				
												277 A	Incarnate Word	2	3				
												277 H	Incarnate Word	3	2				
												284 H	Nicholls St.	3	0				
												292 H	La.-Lafayette	3	2				
LAST 10 GAMES																			

Non-Div. I Games:

Northwestern St.

Average RPI Win: 275		WON-LOST	WINNING	LAST 10	STRENGTH OF		OPP. STRENGTH	TEAM	ADJ	CONF.	ADJ CONF.
Average RPI Loss: 194		RECORD	PCT. RANK	GAMES	SCHEDULE		OF SCHEDULE	RPI	RPI	RPI	RPI
DIV. I ONLY		10- 21	.32258	251	4- 6		269	279	277	.41534	280
DIV. I NON-CONF.		3- 11	.21429	284	0- 0		193	272	287	.40596	286
TOTALS		RPI 1-25	RPI 26-50		W-L RECORDS		RPI 51-100		RPI 101-150		RPI 150+
10- 21	0- 0	0- 0		OVERALL		0- 1		0- 4		10- 16	
7- 6	0- 0	0- 0		HOME		0- 0		0- 2		7- 4	
2- 10	0- 0	0- 0		AWAY		0- 1		0- 1		2- 8	
1- 5	0- 0	0- 0		NEUTRAL		0- 0		0- 1		1- 4	
3- 11	0- 0	0- 0		NON-CONFERENCE		0- 0		0- 4		3- 7	
2- 3	0- 0	0- 0		HOME		0- 0		0- 2		2- 1	
0- 4	0- 0	0- 0		AWAY		0- 0		0- 1		0- 3	
1- 4	0- 0	0- 0		NEUTRAL		0- 0		0- 1		1- 3	
7- 10	0- 0	0- 0		CONFERENCE		0- 1		0- 0		7- 9	
5- 3	0- 0	0- 0		HOME		0- 0		0- 0		5- 3	
2- 6	0- 0	0- 0		AWAY		0- 1		0- 0		2- 5	
0- 1	0- 0	0- 0		NEUTRAL		0- 0		0- 0		0- 1	
RPI S	Opponent	Score	RPI S	Opponent	Score	RPI S	Opponent	Score	RPI S	Opponent	Score
						100 A	Murray St.	0 3	114 A	Washington St.	0 3
									127 H	ETSU	1 3
									136 H	Samford	0 3
									149 N	Indiana St.	2 3
									156 A	Lehigh	1 3
									159 H	Marshall	0 3
									166 A	Belmont	0 3
									166 H	Belmont	2 3
									166 N	Belmont	0 3
									183 N	Marist	1 3
									192 N	Ball St.	1 3
									197 N	Utah Valley	0 3
									202 H	Eastern Ill.	3 2
									228 A	Wright St.	1 3
									238 A	Tennessee St.	1 3
									238 H	Tennessee St.	3 2
									240 A	Eastern Ky.	0 3
									240 H	Eastern Ky.	0 3
									264 A	Southeast Mo. St.	1 3
									269 A	Tennessee Tech	1 3
									269 H	Tennessee Tech	3 1
									270 A	UT Martin	3 0
									273 H	Austin Peay	3 0
									288 H	SIUE	1 3
									294 H	Canisius	3 0
									295 A	Jacksonville St.	3 1
									295 H	Jacksonville St.	3 0
			LAST 10 GAMES								
			166 N	Belmont	0 3	238 A	Tennessee St.	1 3			
			100 A	Murray St.	0 3	166 A	Belmont	0 3			
			240 H	Eastern Ky.	0 3	269 H	Tennessee Tech	3 1			
			202 H	Eastern Ill.	3 2	295 H	Jacksonville St.	3 0			
			288 H	SIUE	1 3	295 A	Jacksonville St.	3 1			

Non-Div. I Games:

Morehead St.

RPI	S	Opponent	Score	
298	H	Akron	3	2
300	A	Lafayette	2	3
315	N	Fairleigh Dickinson	3	2

Morehead St.

M
o
r
e
h
e
a
d
s
t
.

M
o
r
e
h
e
a
d
s
t
.

Average RPI Win: 254		WON-LOST RECORD	WINNING PCT. RANK		LAST 10 GAMES	STRENGTH OF SCHEDULE	OPP. STRENGTH OF SCHEDULE	TEAM RPI	ADJ RPI		CONF. RPI	ADJ CONF. RPI
Average RPI Loss: 162												
DIV. I ONLY		7- 25	.21875	296	1- 9	197	242	287	.41504	281	21	22
DIV. I NON-CONF.		3- 13	.1875	291	0- 1	144	252	278	.41524	277	21	21
<hr/>												
TOTALS		RPI 1-25	RPI 26-50		W-L RECORDS	RPI 51-100		RPI 101-150		RPI 150+		
7- 25	0- 0		0- 0		OVERALL	0- 3		0- 8		7- 14		
3- 9	0- 0		0- 0		HOME	0- 1		0- 2		3- 6		
2- 11	0- 0		0- 0		AWAY	0- 1		0- 5		2- 5		
2- 5	0- 0		0- 0		NEUTRAL	0- 1		0- 1		2- 3		
<hr/>												
3- 13	0- 0		0- 0		NON-CONFERENCE	0- 1		0- 4		3- 8		
1- 3	0- 0		0- 0		HOME	0- 0		0- 0		1- 3		
0- 5	0- 0		0- 0		AWAY	0- 0		0- 3		0- 2		
2- 5	0- 0		0- 0		NEUTRAL	0- 1		0- 1		2- 3		
<hr/>												
4- 12	0- 0		0- 0		CONFERENCE	0- 2		0- 4		4- 6		
2- 6	0- 0		0- 0		HOME	0- 1		0- 2		2- 3		
2- 6	0- 0		0- 0		AWAY	0- 1		0- 2		2- 3		
0- 0	0- 0		0- 0		NEUTRAL	0- 0		0- 0		0- 0		
<hr/>												
RPI	S	Opponent	Score	RPI	S	Opponent	Score	RPI	S	Opponent	Score	
						85 A Denver	0 3			112 A Miami (OH)	0 3	
						85 H Denver	0 3			113 A IUPUI	0 3	
						100 N Murray St.	0 3			113 H IUPUI	2 3	
										119 N Loyola Chicago	0 3	
										122 A Valparaiso	1 3	
										124 A North Dakota St.	0 3	
										124 H North Dakota St.	0 3	
										149 A Indiana St.	0 3	
										162 A Omaha	3 2	
										162 H Omaha	1 3	
										164 H Western Mich.	1 3	
										170 N Green Bay	2 3	
										181 A Oral Roberts	0 3	
										181 H Oral Roberts	1 3	
										187 A South Dakota	0 3	
										187 H South Dakota	2 3	
										188 N Northern Ky.	3 0	
										192 A Ball St.	2 3	
										196 N Eastern Mich.	1 3	
										202 H Eastern Ill.	0 3	
										228 N Wright St.	1 3	
										230 H Ill.-Chicago	1 3	
										258 H Central Mich.	3 1	
										259 A Bowling Green	2 3	
										270 N UT Martin	3 1	
										276 A South Dakota St.	0 3	
										276 H South Dakota St.	3 0	
<hr/>												
LAST 10 GAMES												
						187 H South Dakota	2 3			276 A South Dakota St.	0 3	
						162 H Omaha	1 3			181 H Oral Roberts	1 3	
						313 H Western Ill.	3 0			113 H IUPUI	2 3	
						85 A Denver	0 3			122 A Valparaiso	1 3	
						124 A North Dakota St.	0 3			187 A South Dakota	0 3	

Non-Div. I Games:

IPFW

RPI	S	Opponent	Score	
313	A	Western Ill.	3	2
313	H	Western Ill.	3	0

IPFW

I
P
F
W

I
P
F
W

[illegible]

Non-Div. I Games:

Fordham

Average RPI Win: 284		WON-LOST RECORD	WINNING PCT. RANK		LAST 10 GAMES	STRENGTH OF SCHEDULE	OPP. STRENGTH OF SCHEDULE	TEAM RPI	ADJ RPI		CONF. RPI	ADJ CONF. RPI
Average RPI Loss: 253												
DIV. I ONLY		16- 17	.48485	172	3- 7	304	324	271	.41442	283	30	30
DIV. I NON-CONF.		5- 9	.35714	243	0- 0	316	333	312	.36145	315	30	30
<hr/>												
TOTALS		RPI 1-25		RPI 26-50		W-L RECORDS		RPI 51-100		RPI 101-150		RPI 150+
16- 17		0- 0		0- 0		OVERALL		0- 0		0- 1		16- 16
7- 2		0- 0		0- 0		HOME		0- 0		0- 0		7- 2
5- 9		0- 0		0- 0		AWAY		0- 0		0- 0		5- 9
4- 6		0- 0		0- 0		NEUTRAL		0- 0		0- 1		4- 5
5- 9		0- 0		0- 0		NON-CONFERENCE		0- 0		0- 1		5- 8
0- 0		0- 0		0- 0		HOME		0- 0		0- 0		0- 0
1- 4		0- 0		0- 0		AWAY		0- 0		0- 0		1- 4
4- 5		0- 0		0- 0		NEUTRAL		0- 0		0- 1		4- 4
11- 8		0- 0		0- 0		CONFERENCE		0- 0		0- 0		11- 8
7- 2		0- 0		0- 0		HOME		0- 0		0- 0		7- 2
4- 5		0- 0		0- 0		AWAY		0- 0		0- 0		4- 5
0- 1		0- 0		0- 0		NEUTRAL		0- 0		0- 0		0- 1
RPI	S	Opponent	Score	RPI	S	Opponent	Score	RPI	S	Opponent	Score	
										122 N	Valparaiso	1 3
										158 A	Fairfield	3 1
										158 H	Fairfield	1 3
										183 A	Marist	1 3
										183 H	Marist	3 1
										207 A	Siena	0 3
										207 H	Siena	3 2
										242 A	UMES	1 3
										242 A	UMES	2 3
										256 A	Manhattan	3 2
										256 H	Manhattan	1 3
										256 N	Manhattan	0 3
										271 A	Niagara	0 3
										271 H	Niagara	3 1
										282 N	Fordham	0 3
										285 N	Coppin St.	1 3
										287 N	Morgan St.	3 2
										294 A	Canisius	1 3
										294 H	Canisius	3 1
										296 A	Iona	1 3
										296 H	Iona	3 0
										297 N	NJIT	2 3
										297 N	NJIT	1 3
										300 A	Lafayette	2 3
										314 A	St. Francis Brooklyn	3 1
										314 N	St. Francis Brooklyn	3 0
										315 A	Fairleigh Dickinson	2 3
				LAST 10 GAMES								
				256 N		Manhattan	0 3	324 H		Saint Peter's	3 0	
				271 A		Niagara	0 3	256 H		Manhattan	1 3	
				294 A		Canisius	1 3	183 A		Marist	1 3	
				158 H		Fairfield	1 3	207 A		Siena	0 3	
				330 H		Quinnipiac	3 1	294 H		Canisius	3 1	

Non-Div. I Games:

Rider

RPI	S	Opponent	Score	
324	A	Saint Peter's	3	0
324	H	Saint Peter's	3	0
327	N	UMass Lowell	3	1
327	N	UMass Lowell	3	1
330	A	Quinnipiac	3	0
330	H	Quinnipiac	3	1

Rider

R
i
d
e
r

R
i
d
e
r

Average RPI Win:	278	WON-LOST RECORD	WINNING PCT. RANK	LAST 10 GAMES	STRENGTH OF SCHEDULE	OPP. STRENGTH OF SCHEDULE	TEAM RPI	ADJ RPI	CONF. RPI	ADJ CONF. RPI					
DIV. I ONLY		9- 19	.32143	257	4- 6	273	278	286	.41378	284	24	24			
DIV. I NON-CONF.		5- 7	.41667	204	0- 0	265	301	255	.42662	258	24	24			
<hr/>															
TOTALS	RPI 1-25	RPI 26-50		W-L RECORDS		RPI 51-100		RPI 101-150		RPI 150+					
9- 19	0- 0	0- 0		OVERALL		0- 2		0- 4		9- 13					
3- 5	0- 0	0- 0		HOME		0- 1		0- 1		3- 3					
1- 11	0- 0	0- 0		AWAY		0- 0		0- 2		1- 9					
5- 3	0- 0	0- 0		NEUTRAL		0- 1		0- 1		5- 1					
<hr/>															
5- 7	0- 0	0- 0		NON-CONFERENCE		0- 1		0- 3		5- 3					
0- 0	0- 0	0- 0		HOME		0- 0		0- 0		0- 0					
0- 4	0- 0	0- 0		AWAY		0- 0		0- 2		0- 2					
5- 3	0- 0	0- 0		NEUTRAL		0- 1		0- 1		5- 1					
<hr/>															
4- 12	0- 0	0- 0		CONFERENCE		0- 1		0- 1		4- 10					
3- 5	0- 0	0- 0		HOME		0- 1		0- 1		3- 3					
1- 7	0- 0	0- 0		AWAY		0- 0		0- 0		1- 7					
0- 0	0- 0	0- 0		NEUTRAL		0- 0		0- 0		0- 0					
<hr/>															
RPI	S	Opponent	Score	RPI	S	Opponent	Score	RPI	S	Opponent	Score				
						52 N	TCU	0		3	108 A	Southern Miss.	0		3
						67 H	A&M-Corpus Christi	0		3	135 H	Central Ark.	0		3
											144 A	Houston	0		3
											144 N	Houston	2		3
											154 N	North Carolina St.	1		3
											168 A	Stephen F. Austin	0		3
											180 H	Houston Baptist	0		3
											190 A	McNeese St.	1		3
											190 H	McNeese St.	0		3
											195 A	Sam Houston St.	0		3
											217 A	Lamar	1		3
											231 A	Abilene Christian	3		1
											231 H	Abilene Christian	3		0
											237 A	Tulane	0		3
											247 N	Mercer	3		2
											248 A	New Orleans	0		3
											248 H	New Orleans	1		3
											249 A	Southeastern La.	1		3
											249 H	Southeastern La.	3		2
											277 H	Incarnate Word	3		2
											279 A	Northwestern St.	0		3
											292 A	La.-Lafayette	2		3
											307 N	Jackson St.	3		0
											316 N	Alabama A&M	3		0
											320 N	Prairie View	3		0
											325 N	Southern U.	3		0
<hr/>															
LAST 10 GAMES															
						190 A	McNeese St.	1		3	249 A	Southeastern La.	1		3
						249 H	Southeastern La.	3		2	231 A	Abilene Christian	3		1
						231 H	Abilene Christian	3		0	180 H	Houston Baptist	0		3
						277 H	Incarnate Word	3		2	67 H	A&M-Corpus Christi	0		3
						248 A	New Orleans	0		3	190 H	McNeese St.	0		3

Non-Div. I Games:

Nicholls St.

Average RPI Win:	308	WON-LOST	WINNING	LAST 10	STRENGTH OF	OPP. STRENGTH	TEAM	ADJ	CONF.	ADJ CONF.		
Average RPI Loss:	201	RECORD	PCT. RANK	GAMES	SCHEDULE	OF SCHEDULE	RPI	RPI	RPI	RPI		
DIV. I ONLY		9- 15	.375	231	4- 6	281	317	281	.41271	285	31	31
DIV. I NON-CONF.		3- 8	.27273	268	0- 0	118	271	239	.4448	237	31	31
<hr/>												
TOTALS	RPI 1-25	RPI 26-50		W-L RECORDS		RPI 51-100		RPI 101-150		RPI 150+		
9- 15	0- 0	0- 1		OVERALL		0- 1		0- 2		9- 11		
3- 3	0- 0	0- 0		HOME		0- 0		0- 0		3- 3		
4- 6	0- 0	0- 1		AWAY		0- 1		0- 0		4- 4		
2- 6	0- 0	0- 0		NEUTRAL		0- 0		0- 2		2- 4		
3- 8	0- 0	0- 1		NON-CONFERENCE		0- 1		0- 2		3- 4		
0- 0	0- 0	0- 0		HOME		0- 0		0- 0		0- 0		
1- 3	0- 0	0- 1		AWAY		0- 1		0- 0		1- 1		
2- 5	0- 0	0- 0		NEUTRAL		0- 0		0- 2		2- 3		
6- 7	0- 0	0- 0		CONFERENCE		0- 0		0- 0		6- 7		
3- 3	0- 0	0- 0		HOME		0- 0		0- 0		3- 3		
3- 3	0- 0	0- 0		AWAY		0- 0		0- 0		3- 3		
0- 1	0- 0	0- 0		NEUTRAL		0- 0		0- 0		0- 1		
RPI S	Opponent	Score	RPI S	Opponent	Score	RPI S	Opponent	Score	RPI S	Opponent	Score	
			47 A	Baylor	0 3	83 A	Towson	0 3	103 N	Cal Poly	0 3	
									110 N	Tennessee	0 3	
									179 N	High Point	0 3	
									195 N	Sam Houston St.	0 3	
									222 A	Howard	0 3	
									222 H	Howard	0 3	
									242 A	UMES	1 3	
									242 H	UMES	0 3	
									245 A	UMBC	0 3	
									255 N	Bethune-Cookman	0 3	
									256 N	Manhattan	1 3	
									282 N	Fordham	3 1	
									283 N	Rider	3 1	
									287 A	Morgan St.	2 3	
									287 H	Morgan St.	3 2	
									317 A	Saint Francis (PA)	3 2	
									319 A	Norfolk St.	3 0	
									319 H	Norfolk St.	3 0	
									322 A	Hampton	3 2	
									322 H	Hampton	2 3	
									323 A	Delaware St.	3 0	
									323 H	Delaware St.	3 1	
			LAST 10 GAMES									
			255 N	Bethune-Cookman	0 3	319 H	Norfolk St.	3 0				
			287 A	Morgan St.	2 3	222 A	Howard	0 3				
			242 A	UMES	1 3	287 H	Morgan St.	3 2				
			323 H	Delaware St.	3 1	242 H	UMES	0 3				
			322 H	Hampton	2 3	323 A	Delaware St.	3 0				

Non-Div. I Games:

Coppin St.

Average RPI Win:	259	WON-LOST RECORD	WINNING PCT. RANK	LAST 10 GAMES	STRENGTH OF SCHEDULE	OPP. STRENGTH OF SCHEDULE	TEAM RPI	ADJ RPI	CONF. RPI	ADJ CONF. RPI							
DIV. I ONLY		6- 18	.25 286	2- 8	238	249	289	.4127 286	23	23							
DIV. I NON-CONF.		4- 6	.4 216	0- 0	226	228	234	.44608 234	23	23							
<hr/>																	
TOTALS	RPI 1-25	RPI 26-50		W-L RECORDS	RPI 51-100		RPI 101-150		RPI 150+								
6- 18	0- 0	0- 0		OVERALL	0- 0		0- 9		6- 9								
2- 8	0- 0	0- 0		HOME	0- 0		0- 4		2- 4								
1- 8	0- 0	0- 0		AWAY	0- 0		0- 4		1- 4								
3- 2	0- 0	0- 0		NEUTRAL	0- 0		0- 1		3- 1								
<hr/>																	
4- 6	0- 0	0- 0		NON-CONFERENCE	0- 0		0- 5		4- 1								
1- 2	0- 0	0- 0		HOME	0- 0		0- 2		1- 0								
0- 2	0- 0	0- 0		AWAY	0- 0		0- 2		0- 0								
3- 2	0- 0	0- 0		NEUTRAL	0- 0		0- 1		3- 1								
<hr/>																	
2- 12	0- 0	0- 0		CONFERENCE	0- 0		0- 4		2- 8								
1- 6	0- 0	0- 0		HOME	0- 0		0- 2		1- 4								
1- 6	0- 0	0- 0		AWAY	0- 0		0- 2		1- 4								
0- 0	0- 0	0- 0		NEUTRAL	0- 0		0- 0		0- 0								
<hr/>																	
RPI S	Opponent	Score	RPI S	Opponent	Score	RPI S	Opponent	Score	RPI S	Opponent	Score						
									118 N	San Francisco	1 3						
									119 H	Loyola Chicago	0 3						
									120 A	Army West Point	0 3						
									125 A	St. John's (NY)	1 3						
									134 A	Harvard	0 3						
									134 H	Harvard	2 3						
									142 H	Seton Hall	0 3						
									145 A	Princeton	0 3						
									145 H	Princeton	0 3						
									161 A	Dartmouth	0 3						
									161 H	Dartmouth	1 3						
									165 A	Yale	2 3						
									165 H	Yale	2 3						
									193 A	Penn	1 3						
									193 H	Penn	2 3						
									225 N	George Mason	3 2						
									246 N	William & Mary	3 2						
									252 A	Brown	0 3						
									252 H	Brown	3 2						
									266 A	Columbia	3 2						
									266 H	Columbia	1 3						
												LAST 10 GAMES			267 H	Binghamton	3 1
															296 N	Iona	3 0
															302 N	Central Conn. St.	1 3
						193 H	Penn	2 3									
						145 H	Princeton	0 3									
						161 A	Dartmouth	0 3									
						134 A	Harvard	0 3									
						252 H	Brown	3 2									

Non-Div. I Games:

Cornell

[illegible]

Non-Div. I Games:

Morgan St.

Average RPI Win: 266		WON-LOST	WINNING	LAST 10	STRENGTH OF	OPP. STRENGTH	TEAM	ADJ	CONF.	ADJ CONF.		
Average RPI Loss: 193		RECORD	PCT. RANK	GAMES	SCHEDULE	OF SCHEDULE	RPI	RPI	RPI	RPI		
DIV. I ONLY		8- 18	.30769	267	5- 5	276	263	291	.41224	288	27	27
DIV. I NON-CONF.		2- 8	.2	286	0- 0	239	211	301	.39481	296	26	26
<hr/>												
TOTALS		RPI 1-25		RPI 26-50		W-L RECORDS		RPI 51-100		RPI 101-150		RPI 150+
8- 18		0- 0		0- 0		OVERALL		0- 4		0- 0		8- 14
5- 6		0- 0		0- 0		HOME		0- 2		0- 0		5- 4
1- 9		0- 0		0- 0		AWAY		0- 2		0- 0		1- 7
2- 3		0- 0		0- 0		NEUTRAL		0- 0		0- 0		2- 3
2- 8		0- 0		0- 0		NON-CONFERENCE		0- 2		0- 0		2- 6
0- 3		0- 0		0- 0		HOME		0- 1		0- 0		0- 2
0- 2		0- 0		0- 0		AWAY		0- 1		0- 0		0- 1
2- 3		0- 0		0- 0		NEUTRAL		0- 0		0- 0		2- 3
6- 10		0- 0		0- 0		CONFERENCE		0- 2		0- 0		6- 8
5- 3		0- 0		0- 0		HOME		0- 1		0- 0		5- 2
1- 7		0- 0		0- 0		AWAY		0- 1		0- 0		1- 6
0- 0		0- 0		0- 0		NEUTRAL		0- 0		0- 0		0- 0
RPI S	Opponent	Score	RPI S	Opponent	Score	RPI S	Opponent	Score	RPI S	Opponent	Score	
						61 H	Arkansas	0 3	160 A	UMKC	1 3	
						86 A	Cincinnati	0 3	162 N	Omaha	2 3	
						100 A	Murray St.	0 3	166 H	Belmont	3 1	
						100 H	Murray St.	1 3	188 H	Northern Ky.	2 3	
									202 A	Eastern Ill.	2 3	
									202 H	Eastern Ill.	1 3	
									208 N	Drake	2 3	
									209 N	DePaul	0 3	
									238 A	Tennessee St.	0 3	
									240 A	Eastern Ky.	2 3	
									244 H	Louisiana Tech	0 3	
									264 A	Southeast Mo. St.	0 3	
									264 H	Southeast Mo. St.	3 1	
									269 H	Tennessee Tech	2 3	
									270 A	UT Martin	1 3	
									270 H	UT Martin	3 2	
									273 A	Austin Peay	2 3	
									273 H	Austin Peay	3 1	
									278 N	Bradley	3 0	
									280 A	Morehead St.	3 1	
									295 H	Jacksonville St.	3 2	
									298 N	Akron	3 2	
			LAST 10 GAMES									
			166 H	Belmont	3 1	270 A	UT Martin	1 3				
			202 A	Eastern Ill.	2 3	273 H	Austin Peay	3 1				
			240 A	Eastern Ky.	2 3	100 H	Murray St.	1 3				
			280 A	Morehead St.	3 1	270 H	UT Martin	3 2				
			264 A	Southeast Mo. St.	0 3	264 H	Southeast Mo. St.	3 1				

Non-Div. I Games:

SIUE

Average RPI Win:		317	WON-LOST RECORD		WINNING PCT. RANK		LAST 10 GAMES		STRENGTH OF SCHEDULE		OPP. STRENGTH OF SCHEDULE		TEAM RPI	ADJ RPI		CONF. RPI	ADJ CONF. RPI
DIV. I ONLY			8- 21		.27586	279	4- 6		249	274	288	.41182	289	31	31		
DIV. I NON-CONF.			0- 17		0	319	0- 3		66	63	271	.41996	270	31	31		
TOTALS		RPI 1-25		RPI 26-50		W-L RECORDS		RPI 51-100		RPI 101-150		RPI 150+					
8- 21		0- 1		0- 3		OVERALL		0- 6		0- 2		8- 9					
4- 7		0- 1		0- 1		HOME		0- 3		0- 1		4- 1					
4- 9		0- 0		0- 2		AWAY		0- 1		0- 1		4- 4					
0- 5		0- 0		0- 0		NEUTRAL		0- 2		0- 0		0- 3					
0- 17		0- 1		0- 3		NON-CONFERENCE		0- 6		0- 2		0- 5					
0- 6		0- 1		0- 1		HOME		0- 3		0- 1		0- 0					
0- 7		0- 0		0- 2		AWAY		0- 1		0- 1		0- 3					
0- 4		0- 0		0- 0		NEUTRAL		0- 2		0- 0		0- 2					
8- 4		0- 0		0- 0		CONFERENCE		0- 0		0- 0		8- 4					
4- 1		0- 0		0- 0		HOME		0- 0		0- 0		4- 1					
4- 2		0- 0		0- 0		AWAY		0- 0		0- 0		4- 2					
0- 1		0- 0		0- 0		NEUTRAL		0- 0		0- 0		0- 1					
RPI	S	Opponent		Score		RPI	S	Opponent		Score		RPI	S	Opponent		Score	
9	H	Texas A&M		0	3	28	H	Florida St.		0	3	55	N	Kansas St.		0	3
						44	A	Miami (FL)		0	3	65	H	Xavier		1	3
						50	A	Arizona		0	3	69	A	Auburn		0	3
												73	N	Illinois St.		0	3
												84	H	Coastal Caro.		0	3
												96	H	FGCU		0	3
														138 A North Florida		0	3
														138 H North Florida		0	3
														151 A South Fla.		0	3
														174 A Troy		2	3
														187 N South Dakota		0	3
														212 A Stetson		0	3
														222 N Howard		1	3
														224 N CSUN		1	3
														242 A UMES		3	2
														255 A Bethune-Cookman		0	3
														255 H Bethune-Cookman		0	3
														321 A N.C. A&T		3	1
														321 H N.C. A&T		3	0
														328 A N.C. Central		1	3
														328 H N.C. Central		3	0
														329 A South Carolina St.		3	0
														329 H South Carolina St.		3	1
														331 A Savannah St.		3	0
														331 H Savannah St.		3	0
LAST 10 GAMES																	
						222	N	Howard		1	3	138	A	North Florida		0	3
						242	A	UMES		3	2	331	H	Savannah St.		3	0
						321	A	N.C. A&T		3	1	329	H	South Carolina St.		3	1
						328	A	N.C. Central		1	3	212	A	Stetson		0	3
						255	H	Bethune-Cookman		0	3	96	H	FGCU		0	3

Non-Div. I Games:

Florida A&M

Average RPI Win:	250	WON-LOST RECORD	WINNING PCT. RANK	LAST 10 GAMES	STRENGTH OF SCHEDULE	OPP. STRENGTH OF SCHEDULE	TEAM RPI	ADJ RPI	CONF. RPI	ADJ CONF. RPI	
Average RPI Loss:	162										
DIV. I ONLY		6- 23	.2069 301	3- 7	205	226	292	.41118 291	20	20	
DIV. I NON-CONF.		3- 10	.23077 278	0- 0	143	245	259	.42674 257	14	15	
<hr/>											
TOTALS	RPI 1-25	RPI 26-50		W-L RECORDS	RPI 51-100		RPI 101-150		RPI 150+		
6- 23	0- 0	0- 1		OVERALL	0- 5		0- 3		6- 14		
5- 9	0- 0	0- 0		HOME	0- 2		0- 1		5- 6		
0- 11	0- 0	0- 1		AWAY	0- 3		0- 1		0- 6		
1- 3	0- 0	0- 0		NEUTRAL	0- 0		0- 1		1- 2		
<hr/>											
3- 10	0- 0	0- 0		NON-CONFERENCE	0- 2		0- 2		3- 6		
2- 4	0- 0	0- 0		HOME	0- 1		0- 0		2- 3		
0- 3	0- 0	0- 0		AWAY	0- 1		0- 1		0- 1		
1- 3	0- 0	0- 0		NEUTRAL	0- 0		0- 1		1- 2		
<hr/>											
3- 13	0- 0	0- 1		CONFERENCE	0- 3		0- 1		3- 8		
3- 5	0- 0	0- 0		HOME	0- 1		0- 1		3- 3		
0- 8	0- 0	0- 1		AWAY	0- 2		0- 0		0- 5		
0- 0	0- 0	0- 0		NEUTRAL	0- 0		0- 0		0- 0		
<hr/>											
RPI S	Opponent	Score	RPI S	Opponent	Score	RPI S	Opponent	Score	RPI S	Opponent	Score
			49 A Ohio	1	3	62 H Cleveland St.	0	3	112 H Miami (OH)	1	3
						73 A Illinois St.	1	3	113 N IUPUI	0	3
						94 A Northern Ill.	0	3	122 A Valparaiso	1	3
						94 H Northern Ill.	1	3	164 A Western Mich.	0	3
						98 A Kent St.	0	3	164 H Western Mich.	1	3
									170 H Green Bay	1	3
									192 A Ball St.	0	3
									192 H Ball St.	2	3
									196 A Eastern Mich.	0	3
									196 H Eastern Mich.	2	3
									202 N Eastern Ill.	2	3
									203 H Robert Morris	3	2
									209 A DePaul	0	3
									219 H Radford	3	1
									227 H Youngstown St.	0	3
									227 N Youngstown St.	1	3
									233 A Buffalo	1	3
									258 A Central Mich.	0	3
									258 H Central Mich.	3	2
									259 H Bowling Green	3	2
									265 N Evansville	3	2
									278 H Bradley	2	3
									298 H Akron	3	0
<hr/>											
LAST 10 GAMES											
			196 H Eastern Mich.	2	3		192 A Ball St.	0	3		
			258 H Central Mich.	3	2		112 H Miami (OH)	1	3		
			164 A Western Mich.	0	3		259 H Bowling Green	3	2		
			94 A Northern Ill.	0	3		49 A Ohio	1	3		
			298 H Akron	3	0		98 A Kent St.	0	3		

Non-Div. I Games:

Toledo

Average RPI Win:	281	WON-LOST	WINNING	LAST 10	STRENGTH OF	OPP. STRENGTH	TEAM	ADJ	CONF.	ADJ CONF.	
Average RPI Loss:	153	RECORD	PCT. RANK	GAMES	SCHEDULE	OF SCHEDULE	RPI	RPI	RPI	RPI	
DIV. I ONLY	6- 23	.2069	301	1- 9	214	218	293	.41053	292	15	15
DIV. I NON-CONF.	4- 9	.30769	259	0- 1	259	256	284	.40805	284	17	16
<hr/>											
TOTALS	RPI 1-25	RPI 26-50		W-L RECORDS		RPI 51-100		RPI 101-150		RPI 150+	
6- 23	0- 1	0- 0		OVERALL		0- 4		0- 7		6- 11	
4- 8	0- 1	0- 0		HOME		0- 1		0- 3		4- 3	
2- 11	0- 0	0- 0		AWAY		0- 2		0- 3		2- 6	
0- 4	0- 0	0- 0		NEUTRAL		0- 1		0- 1		0- 2	
<hr/>											
4- 9	0- 0	0- 0		NON-CONFERENCE		0- 2		0- 2		4- 5	
3- 1	0- 0	0- 0		HOME		0- 0		0- 1		3- 0	
1- 4	0- 0	0- 0		AWAY		0- 1		0- 0		1- 3	
0- 4	0- 0	0- 0		NEUTRAL		0- 1		0- 1		0- 2	
<hr/>											
2- 14	0- 1	0- 0		CONFERENCE		0- 2		0- 5		2- 6	
1- 7	0- 1	0- 0		HOME		0- 1		0- 2		1- 3	
1- 7	0- 0	0- 0		AWAY		0- 1		0- 3		1- 3	
0- 0	0- 0	0- 0		NEUTRAL		0- 0		0- 0		0- 0	
<hr/>											
RPI S	Opponent	Score	RPI S	Opponent	Score	RPI S	Opponent	Score	RPI S	Opponent	Score
20	H Arkansas St.	0 3				66	N Colorado	0 3	105	A Texas St.	0 3
						74	A Rice	0 3	105	H Texas St.	0 3
						80	A Appalachian St.	0 3	115	A Little Rock	0 3
						80	H Appalachian St.	0 3	121	A Texas-Arlington	0 3
									121	H Texas-Arlington	0 3
									144	H Houston	1 3
									144	N Houston	0 3
									163	A South Ala.	1 3
									169	A Texas Tech	0 3
									174	A Troy	1 3
									174	H Troy	2 3
									190	A McNeese St.	0 3
									195	N Sam Houston St.	0 3
									226	H Ga. Southern	1 3
									249	A Southeastern La.	3 2
									250	A La.-Monroe	3 2
									250	H La.-Monroe	2 3
									261	N Utah St.	0 3
									268	A Georgia St.	1 3
									268	H Georgia St.	3 0
									279	A Northwestern St.	2 3
									284	H Nicholls St.	3 2
									307	H Jackson St.	3 1
									325	H Southern U.	3 0
<hr/>											
			LAST 10 GAMES								
						268	H Georgia St.	3 0	115	A Little Rock	0 3
						105	H Texas St.	0 3	190	A McNeese St.	0 3
						121	H Texas-Arlington	0 3	174	H Troy	2 3
						268	A Georgia St.	1 3	226	H Ga. Southern	1 3
						80	A Appalachian St.	0 3	174	A Troy	1 3
<hr/>											

Non-Div. I Games:

La.-Lafayette

Average RPI Win: 317		WON-LOST	WINNING	LAST 10	STRENGTH OF		OPP. STRENGTH	TEAM	ADJ	CONF.	ADJ CONF.
Average RPI Loss: 197		RECORD	PCT. RANK	GAMES	SCHEDULE		OF SCHEDULE	RPI	RPI	RPI	RPI
DIV. I ONLY		21- 15	.58333	117	7- 3		326	328	283	.40534	293
DIV. I NON-CONF.		7- 11	.38889	223	1- 0		301	291	291	.40031	293
TOTALS		RPI 1-25	RPI 26-50		W-L RECORDS		RPI 51-100		RPI 101-150		RPI 150+
21- 15	0- 0	0- 0		OVERALL		0- 2		0- 5		21- 8	
4- 0	0- 0	0- 0		HOME		0- 0		0- 0		4- 0	
7- 8	0- 0	0- 0		AWAY		0- 1		0- 3		7- 4	
10- 7	0- 0	0- 0		NEUTRAL		0- 1		0- 2		10- 4	
7- 11	0- 0	0- 0		NON-CONFERENCE		0- 2		0- 5		7- 4	
0- 0	0- 0	0- 0		HOME		0- 0		0- 0		0- 0	
5- 6	0- 0	0- 0		AWAY		0- 1		0- 3		5- 2	
2- 5	0- 0	0- 0		NEUTRAL		0- 1		0- 2		2- 2	
14- 4	0- 0	0- 0		CONFERENCE		0- 0		0- 0		14- 4	
4- 0	0- 0	0- 0		HOME		0- 0		0- 0		4- 0	
2- 2	0- 0	0- 0		AWAY		0- 0		0- 0		2- 2	
8- 2	0- 0	0- 0		NEUTRAL		0- 0		0- 0		8- 2	
RPI S	Opponent	Score	RPI S	Opponent	Score	RPI S	Opponent	Score	RPI S	Opponent	Score
						67 N	A&M-Corpus Christi	2 3	102 A	Kennesaw St.	0 3
						93 A	Alabama	0 3	116 A	UNCG	0 3
									127 N	ETSU	1 3
									129 N	CSU Bakersfield	1 3
									135 A	Central Ark.	1 3
									163 A	South Ala.	1 3
									174 A	Troy	0 3
									244 N	Louisiana Tech	3 1
									290 A	UAB	3 2
									295 N	Jacksonville St.	0 3
									301 N	Texas Southern	3 2
									301 N	Texas Southern	3 0
									301 N	Texas Southern	3 0
									307 A	Jackson St.	2 3
									307 H	Jackson St.	3 1
									307 N	Jackson St.	1 3
									307 N	Jackson St.	1 3
									316 A	Alabama A&M	0 3
									316 H	Alabama A&M	3 2
									319 N	Norfolk St.	2 3
									320 N	Prairie View	3 0
									320 N	Prairie View	3 1
									321 A	N.C. A&T	3 1
									325 N	Southern U.	3 1
									326 N	Ark.-Pine Bluff	3 0
									328 A	N.C. Central	3 1
									329 A	South Carolina St.	3 0
LAST 10 GAMES											
			307 N	Jackson St.	1 3	333 A	Alcorn	3 0	321 A	N.C. A&T	3 1
			307 N	Jackson St.	1 3	334 A	Mississippi Val.	3 0	325 N	Southern U.	3 1
			301 N	Texas Southern	3 0	290 A	UAB	3 2	326 N	Ark.-Pine Bluff	3 0
			301 N	Texas Southern	3 0	316 H	Alabama A&M	3 2	328 A	N.C. Central	3 1
			320 N	Prairie View	3 1	307 A	Jackson St.	2 3	329 A	South Carolina St.	3 0

Non-Div. I Games:

Alabama St.

RPI	S	Opponent	Score	
331	A	Savannah St.	3	0
331	N	Savannah St.	3	0
332	N	Grambling	3	0
333	A	Alcorn	3	0
333	H	Alcorn	3	0
334	A	Mississippi Val.	3	0
334	H	Mississippi Val.	3	0

Alabama St.

A
l
a
b
a
m
a
S
t
.

A
l
a
b
a
m
a
S
t
.

Average RPI Win: 285		WON-LOST RECORD		WINNING PCT. RANK		LAST 10 GAMES		STRENGTH OF SCHEDULE		OPP. STRENGTH OF SCHEDULE		TEAM RPI		ADJ RPI		CONF. RPI		ADJ CONF. RPI	
Average RPI Loss: 222																			
DIV. I ONLY		11- 19		.36667 234		5- 5		297		299		297		.40434 294		30		30	
DIV. I NON-CONF.		2- 10		.16667 297		0- 0		307		242		320		.34446 320		30		30	
TOTALS		RPI 1-25		RPI 26-50		W-L RECORDS		RPI 51-100		RPI 101-150		RPI 150+							
11- 19		0- 0		0- 0		OVERALL		0- 0		0- 2		11- 17							
7- 4		0- 0		0- 0		HOME		0- 0		0- 0		7- 4							
3- 9		0- 0		0- 0		AWAY		0- 0		0- 1		3- 8							
1- 6		0- 0		0- 0		NEUTRAL		0- 0		0- 1		1- 5							
2- 10		0- 0		0- 0		NON-CONFERENCE		0- 0		0- 2		2- 8							
1- 1		0- 0		0- 0		HOME		0- 0		0- 0		1- 1							
0- 3		0- 0		0- 0		AWAY		0- 0		0- 1		0- 2							
1- 6		0- 0		0- 0		NEUTRAL		0- 0		0- 1		1- 5							
9- 9		0- 0		0- 0		CONFERENCE		0- 0		0- 0		9- 9							
6- 3		0- 0		0- 0		HOME		0- 0		0- 0		6- 3							
3- 6		0- 0		0- 0		AWAY		0- 0		0- 0		3- 6							
0- 0		0- 0		0- 0		NEUTRAL		0- 0		0- 0		0- 0							
RPI S	Opponent	Score		RPI S	Opponent	Score		RPI S	Opponent	Score		RPI S	Opponent	Score					
										101 A	Rhode Island	0	3						
										149 N	Indiana St.	1	3						
										156 N	Lehigh	0	3						
										158 A	Fairfield	0	3						
										158 H	Fairfield	3	0						
										159 N	Marshall	0	3						
										183 A	Marist	2	3						
										183 H	Marist	1	3						
										207 A	Siena	2	3						
										207 H	Siena	1	3						
										227 H	Youngstown St.	1	3						
										233 H	Buffalo	3	1						
										253 N	Sacred Heart	0	3						
										256 A	Manhattan	0	3						
										256 H	Manhattan	3	0						
										263 N	Navy	1	3						
										271 A	Niagara	0	3						
										271 H	Niagara	1	3						
										280 A	Morehead St.	0	3						
										283 A	Rider	1	3						
										283 H	Rider	3	1						
										296 A	Iona	3	2						
										296 H	Iona	3	2						
										298 A	Akron	1	3						
										309 N	Loyola Maryland	3	0						
										317 N	Saint Francis (PA)	2	3						
										324 A	Saint Peter's	3	0						
				LAST 10 GAMES															
				324 H	Saint Peter's	3	0	158 A	Fairfield	0	3	296 H	Iona	3	2				
				283 H	Rider	3	1	271 H	Niagara	1	3	298 A	Akron	1	3				
				183 A	Marist	2	3	256 H	Manhattan	3	0	309 N	Loyola Maryland	3	0				
				207 A	Siena	2	3	296 H	Iona	3	2	317 N	Saint Francis (PA)	2	3				
				330 A	Quinnipiac	3	1	283 A	Rider	1	3	324 A	Saint Peter's	3	0				

Non-Div. I Games:

Canisius

RPI	S	Opponent	Score	
324	H	Saint Peter's	3	0
330	A	Quinnipiac	3	1
330	H	Quinnipiac	3	1

Canisius

C
a
n
i
s
i
u
s

C
a
n
i
s
i
u
s

Average RPI Win:	298	WON-LOST RECORD	WINNING PCT. RANK	LAST 10 GAMES	STRENGTH OF SCHEDULE	OPP. STRENGTH OF SCHEDULE	TEAM RPI	ADJ RPI	CONF. RPI	ADJ CONF. RPI		
DIV. I ONLY		14- 20	.41176	217	3- 7	310	306	296	.40384	295	27	27
DIV. I NON-CONF.		9- 9	.5	160	0- 0	295	330	265	.42052	267	26	26
<hr/>												
TOTALS	RPI 1-25	RPI 26-50		W-L RECORDS		RPI 51-100		RPI 101-150		RPI 150+		
14- 20	0- 0	0- 0		OVERALL		0- 2		0- 2		14- 16		
4- 7	0- 0	0- 0		HOME		0- 1		0- 0		4- 6		
4- 9	0- 0	0- 0		AWAY		0- 0		0- 2		4- 7		
6- 4	0- 0	0- 0		NEUTRAL		0- 1		0- 0		6- 3		
<hr/>												
9- 9	0- 0	0- 0		NON-CONFERENCE		0- 1		0- 2		9- 6		
1- 2	0- 0	0- 0		HOME		0- 0		0- 0		1- 2		
2- 3	0- 0	0- 0		AWAY		0- 0		0- 2		2- 1		
6- 4	0- 0	0- 0		NEUTRAL		0- 1		0- 0		6- 3		
<hr/>												
5- 11	0- 0	0- 0		CONFERENCE		0- 1		0- 0		5- 10		
3- 5	0- 0	0- 0		HOME		0- 1		0- 0		3- 4		
2- 6	0- 0	0- 0		AWAY		0- 0		0- 0		2- 6		
0- 0	0- 0	0- 0		NEUTRAL		0- 0		0- 0		0- 0		
<hr/>												
RPI S	Opponent	Score	RPI S	Opponent	Score	RPI S	Opponent	Score	RPI S	Opponent	Score	
						95 N	Ole Miss	1 3	102 A	Kennesaw St.	0 3	
						100 H	Murray St.	1 3	139 A	North Dakota	0 3	
									166 A	Belmont	0 3	
									166 H	Belmont	0 3	
									170 N	Green Bay	0 3	
									187 N	South Dakota	0 3	
									202 A	Eastern Ill.	0 3	
									208 N	Drake	0 3	
									211 H	Wofford	0 3	
									238 A	Tennessee St.	0 3	
									238 H	Tennessee St.	3 2	
									240 A	Eastern Ky.	0 3	
									240 H	Eastern Ky.	0 3	
									250 H	La.-Monroe	0 3	
									264 A	Southeast Mo. St.	3 2	
									269 A	Tennessee Tech	3 1	
									269 H	Tennessee Tech	1 3	
									270 H	UT Martin	3 0	
									273 H	Austin Peay	3 2	
									280 A	Morehead St.	0 3	
									280 H	Morehead St.	1 3	
									288 A	SIUE	2 3	
									290 A	UAB	1 3	
									293 N	Alabama St.	3 0	
									307 A	Jackson St.	3 2	
									307 H	Jackson St.	3 0	
									316 A	Alabama A&M	3 0	
<hr/>												
			LAST 10 GAMES									
			264 A	Southeast Mo. St.	3 2	100 H	Murray St.	1 3	290 A	UAB	1 3	
			269 H	Tennessee Tech	1 3	240 A	Eastern Ky.	0 3	293 N	Alabama St.	3 0	
			238 H	Tennessee St.	3 2	280 A	Morehead St.	0 3	307 A	Jackson St.	3 2	
			166 H	Belmont	0 3	280 H	Morehead St.	1 3	307 H	Jackson St.	3 0	
			273 H	Austin Peay	3 2	240 H	Eastern Ky.	0 3	316 A	Alabama A&M	3 0	

Non-Div. I Games:

Jacksonville St.

RPI	S	Opponent	Score	
316	N	Alabama A&M	3	1
327	N	UMass Lowell	3	0
331	N	Savannah St.	3	0
333	N	Alcorn	3	0
334	N	Mississippi Val.	3	0

Jacksonville St.

J
a
c
k
s
o
n
v
i
l
l
e
s
t
.

J
a
c
k
s
o
n
v
i
l
l
e
s
t
.

Average RPI Win:		286	WON-LOST RECORD		WINNING PCT. RANK		LAST 10 GAMES		STRENGTH OF SCHEDULE		OPP. STRENGTH OF SCHEDULE		TEAM RPI		ADJ RPI		CONF. RPI		ADJ CONF. RPI				
DIV. I ONLY			10- 20		.33333 246		5- 5		282		302		294		.40009 296		30		30				
DIV. I NON-CONF.			2- 9		.18182 294		0- 0		220		221		298		.39287 300		30		30				
TOTALS		RPI 1-25		RPI 26-50		W-L RECORDS		RPI 51-100		RPI 101-150		RPI 150+											
10- 20		0- 1		0- 1		OVERALL		0- 1		0- 2		10- 15											
5- 4		0- 0		0- 0		HOME		0- 0		0- 0		5- 4											
3- 11		0- 0		0- 0		AWAY		0- 0		0- 2		3- 9											
2- 5		0- 1		0- 1		NEUTRAL		0- 1		0- 0		2- 2											
2- 9		0- 1		0- 1		NON-CONFERENCE		0- 1		0- 2		2- 4											
0- 0		0- 0		0- 0		HOME		0- 0		0- 0		0- 0											
1- 4		0- 0		0- 0		AWAY		0- 0		0- 2		1- 2											
1- 5		0- 1		0- 1		NEUTRAL		0- 1		0- 0		1- 2											
8- 11		0- 0		0- 0		CONFERENCE		0- 0		0- 0		8- 11											
5- 4		0- 0		0- 0		HOME		0- 0		0- 0		5- 4											
2- 7		0- 0		0- 0		AWAY		0- 0		0- 0		2- 7											
1- 0		0- 0		0- 0		NEUTRAL		0- 0		0- 0		1- 0											
RPI	S	Opponent		Score		RPI	S	Opponent		Score		RPI	S	Opponent		Score							
25	N	Colorado St.		0	3	37	N	Santa Clara		0	3	64	N	UTSA		0	3						
												120	A	Army West Point		0	3						
												125	A	St. John's (NY)		0	3						
												158	A	Fairfield		1	3						
												158	H	Fairfield		3	2						
												183	A	Marist		1	3						
												183	H	Marist		1	3						
												207	A	Siena		0	3						
												207	H	Siena		3	1						
												221	A	Bryant		1	3						
												246	N	William & Mary		0	3						
												256	A	Manhattan		0	3						
												256	H	Manhattan		0	3						
												271	A	Niagara		2	3						
												271	H	Niagara		3	0						
												283	A	Rider		0	3						
												283	H	Rider		3	1						
												286	N	Cornell		0	3						
												294	A	Canisius		2	3						
												294	H	Canisius		2	3						
												312	N	Holy Cross		3	2						
314	A	St. Francis Brooklyn		2	3																		
												318	A	Hartford		3	1						
												324	A	Saint Peter's		3	2						
												324	H	Saint Peter's		2	3						
												330	A	Quinnipiac		3	1						
												330	H	Quinnipiac		3	0						
												330	N	Quinnipiac		3	0						
158	A	Fairfield		1	3	183	H	Marist		1	3												
330	A	Quinnipiac		3	1	271	A	Niagara		2	3												
324	A	Saint Peter's		3	2	294	A	Canisius		2	3												
256	A	Manhattan		0	3	158	H	Fairfield		3	2												
207	H	Siena		3	1	330	H	Quinnipiac		3	0												

Non-Div. I Games:

Iona

Average RPI Win: 288		WON-LOST	WINNING	LAST 10	STRENGTH OF		OPP. STRENGTH	TEAM	ADJ	CONF.	ADJ CONF.
Average RPI Loss: 174		RECORD	PCT. RANK	GAMES	SCHEDULE		OF SCHEDULE	RPI	RPI	RPI	RPI
DIV. I ONLY		6- 25	.19355 308	0- 10	185		265	298	.3998 297	13	14
DIV. I NON-CONF.		5- 12	.29412 264	0- 1	249		320	295	.39105 301	15	17
TOTALS		RPI 1-25	RPI 26-50	W-L RECORDS	RPI 51-100		RPI 101-150	RPI 150+			
6- 25	0- 0		0- 0	OVERALL	0- 5		0- 7	6- 13			
2- 8	0- 0		0- 0	HOME	0- 2		0- 3	2- 3			
1- 12	0- 0		0- 0	AWAY	0- 2		0- 3	1- 6			
3- 5	0- 0		0- 0	NEUTRAL	0- 1		0- 1	3- 3			
5- 12	0- 0		0- 0	NON-CONFERENCE	0- 1		0- 1	5- 10			
1- 2	0- 0		0- 0	HOME	0- 0		0- 0	1- 2			
1- 5	0- 0		0- 0	AWAY	0- 0		0- 0	1- 5			
3- 5	0- 0		0- 0	NEUTRAL	0- 1		0- 1	3- 3			
1- 13	0- 0		0- 0	CONFERENCE	0- 4		0- 6	1- 3			
1- 6	0- 0		0- 0	HOME	0- 2		0- 3	1- 1			
0- 7	0- 0		0- 0	AWAY	0- 2		0- 3	0- 2			
0- 0	0- 0		0- 0	NEUTRAL	0- 0		0- 0	0- 0			
RPI S	Opponent	Score	RPI S	Opponent	Score	RPI S	Opponent	Score	RPI S	Opponent	Score
						51 A Lipscomb	0	3	102 A Kennesaw St.	0	3
						51 H Lipscomb	0	3	102 H Kennesaw St.	0	3
						60 N American	0	3	122 N Valparaiso	0	3
						96 A FGCU	0	3	131 A Jacksonville	2	3
						96 H FGCU	0	3	131 H Jacksonville	0	3
									138 A North Florida	0	3
									138 H North Florida	0	3
									158 N Fairfield	0	3
									183 A Marist	0	3
									193 H Penn	0	3
									212 A Stetson	0	3
									212 H Stetson	3	1
									213 A USC Upstate	0	3
									213 H USC Upstate	0	3
									232 N Bucknell	0	3
									256 H Manhattan	0	3
									266 A Columbia	0	3
									272 N Northeastern	1	3
									283 N Rider	3	1
									283 N Rider	3	2
									300 A Lafayette	0	3
									302 A Central Conn. St.	0	3
									314 A St. Francis Brooklyn	3	1
									314 N St. Francis Brooklyn	3	2
									324 A Saint Peter's	2	3
									324 H Saint Peter's	3	0
LAST 10 GAMES											
						212 A Stetson	0	3	213 A USC Upstate	0	3
						96 A FGCU	0	3	102 A Kennesaw St.	0	3
						131 H Jacksonville	0	3	51 A Lipscomb	0	3
						138 H North Florida	0	3	213 H USC Upstate	0	3
						256 H Manhattan	0	3	102 H Kennesaw St.	0	3

Non-Div. I Games:

NJIT

Average RPI Win: 270		WON-LOST RECORD	WINNING PCT. RANK		LAST 10 GAMES	STRENGTH OF SCHEDULE		OPP. STRENGTH OF SCHEDULE		TEAM RPI	ADJ RPI		CONF. RPI	ADJ CONF. RPI	
Average RPI Loss: 171															
DIV. I ONLY		8- 21	.27586	279	1- 9	284		227		299	.39974	298	20	20	
DIV. I NON-CONF.		6- 7	.46154	185	0- 0	294		280		260	.42216	265	14	15	
TOTALS		RPI 1-25	RPI 26-50		W-L RECORDS		RPI 51-100		RPI 101-150		RPI 150+				
8- 21	0- 0		0- 2		OVERALL		0- 4		0- 4		8- 11				
3- 9	0- 0		0- 1		HOME		0- 3		0- 1		3- 4				
4- 8	0- 0		0- 1		AWAY		0- 1		0- 1		4- 5				
1- 4	0- 0		0- 0		NEUTRAL		0- 0		0- 2		1- 2				
6- 7	0- 0		0- 0		NON-CONFERENCE		0- 1		0- 2		6- 4				
3- 1	0- 0		0- 0		HOME		0- 1		0- 0		3- 0				
2- 2	0- 0		0- 0		AWAY		0- 0		0- 0		2- 2				
1- 4	0- 0		0- 0		NEUTRAL		0- 0		0- 2		1- 2				
2- 14	0- 0		0- 2		CONFERENCE		0- 3		0- 2		2- 7				
0- 8	0- 0		0- 1		HOME		0- 2		0- 1		0- 4				
2- 6	0- 0		0- 1		AWAY		0- 1		0- 1		2- 3				
0- 0	0- 0		0- 0		NEUTRAL		0- 0		0- 0		0- 0				
RPI	S	Opponent	Score	RPI	S	Opponent	Score	RPI	S	Opponent	Score	RPI	S	Opponent	Score
				49	A	Ohio	0 3	62	H	Cleveland St.	1 3	112	A	Miami (OH)	0 3
				49	H	Ohio	0 3	94	H	Northern Ill.	0 3	112	H	Miami (OH)	0 3
								98	A	Kent St.	0 3	127	N	ETSU	1 3
								98	H	Kent St.	0 3	136	N	Samford	0 3
												164	H	Western Mich.	1 3
												192	H	Ball St.	2 3
												196	A	Eastern Mich.	3 1
												208	N	Drake	2 3
												228	A	Wright St.	1 3
												228	A	Wright St.	3 2
												233	A	Buffalo	3 1
												233	H	Buffalo	1 3
												258	A	Central Mich.	1 3
												259	A	Bowling Green	2 3
												259	H	Bowling Green	2 3
												263	H	Navy	3 0
												280	A	Morehead St.	2 3
												288	N	SIUE	2 3
												291	A	Toledo	0 3
												294	H	Canisius	3 1
												313	A	Western Ill.	3 0
												317	H	Saint Francis (PA)	3 0
												317	N	Saint Francis (PA)	3 1
				LAST 10 GAMES											
				49	A	Ohio	0 3	233	H	Buffalo	1 3				
				98	A	Kent St.	0 3	196	A	Eastern Mich.	3 1				
				259	H	Bowling Green	2 3	258	A	Central Mich.	1 3				
				112	H	Miami (OH)	0 3	164	H	Western Mich.	1 3				
				291	A	Toledo	0 3	94	H	Northern Ill.	0 3				

Non-Div. I Games:

Akron

Average RPI Win:	302	WON-LOST RECORD	WINNING PCT. RANK	LAST 10 GAMES	STRENGTH OF SCHEDULE	OPP. STRENGTH OF SCHEDULE	TEAM RPI	ADJ RPI	CONF. RPI	ADJ CONF. RPI	
Average RPI Loss:	178										
DIV. I ONLY		6- 25	.19355 308	0- 10	227	273	302	.39934 299	17	16	
DIV. I NON-CONF.		6- 11	.35294 247	0- 1	219	316	257	.4277 256	18	18	
<hr/>											
TOTALS	RPI 1-25	RPI 26-50		W-L RECORDS	RPI 51-100		RPI 101-150		RPI 150+		
6- 25	0- 1	0- 1		OVERALL	0- 2		0- 3		6- 18		
3- 7	0- 1	0- 0		HOME	0- 1		0- 1		3- 4		
1- 11	0- 0	0- 0		AWAY	0- 0		0- 2		1- 9		
2- 7	0- 0	0- 1		NEUTRAL	0- 1		0- 0		2- 5		
<hr/>											
6- 11	0- 0	0- 1		NON-CONFERENCE	0- 1		0- 0		6- 9		
3- 0	0- 0	0- 0		HOME	0- 0		0- 0		3- 0		
1- 4	0- 0	0- 0		AWAY	0- 0		0- 0		1- 4		
2- 7	0- 0	0- 1		NEUTRAL	0- 1		0- 0		2- 5		
<hr/>											
0- 14	0- 1	0- 0		CONFERENCE	0- 1		0- 3		0- 9		
0- 7	0- 1	0- 0		HOME	0- 1		0- 1		0- 4		
0- 7	0- 0	0- 0		AWAY	0- 0		0- 2		0- 5		
0- 0	0- 0	0- 0		NEUTRAL	0- 0		0- 0		0- 0		
<hr/>											
RPI S Opponent	Score		RPI S Opponent	Score		RPI S Opponent	Score		RPI S Opponent	Score	
22 H Dayton	0 3		39 N Villanova	0 3		70 H Saint Louis	1 3		101 A Rhode Island	0 3	
						72 N Temple	0 3		104 A George Washington	0 3	
									104 H George Washington	0 3	
									175 A Duquesne	0 3	
									175 H Duquesne	0 3	
									183 A Marist	0 3	
									184 A VCU	2 3	
									184 H VCU	0 3	
									189 N Eastern Wash.	0 3	
									193 N Penn	0 3	
									221 N Bryant	1 3	
									225 A George Mason	2 3	
									225 H George Mason	1 3	
									232 N Bucknell	0 3	
									242 A UMES	0 3	
									243 A Davidson	0 3	
									243 H Davidson	2 3	
									245 A UMBC	3 2	
									246 A William & Mary	0 3	
									248 A New Orleans	2 3	
									257 N Providence	0 3	
									282 A Fordham	2 3	
									300 H Lafayette	3 0	
									311 N Gardner-Webb	3 0	
									315 H Fairleigh Dickinson	3 1	
									319 N Norfolk St.	3 2	
									323 H Delaware St.	3 0	
<hr/>											
LAST 10 GAMES											
104 A George Washington	0 3		243 A Davidson	0 3		300 H Lafayette	3 0		311 N Gardner-Webb	3 0	
225 A George Mason	2 3		184 A VCU	2 3		315 H Fairleigh Dickinson	3 1		319 N Norfolk St.	3 2	
184 H VCU	0 3		242 A UMES	0 3		323 H Delaware St.	3 0				
243 H Davidson	2 3		225 H George Mason	1 3							
175 H Duquesne	0 3		104 H George Washington	0 3							

Non-Div. I Games:

La Salle

Average RPI Win: 281		WON-LOST	WINNING	LAST 10	STRENGTH OF		OPP. STRENGTH	TEAM	ADJ	CONF.	ADJ CONF.
Average RPI Loss: 212		RECORD	PCT. RANK	GAMES	SCHEDULE		OF SCHEDULE	RPI	RPI	RPI	RPI
DIV. I ONLY		11- 16	.40741	218	1- 9		313	288	295	.39714	300
DIV. I NON-CONF.		8- 3	.72727	64	0- 0		329	324	240	.43551	245
TOTALS		RPI 1-25	RPI 26-50		W-L RECORDS		RPI 51-100		RPI 101-150		RPI 150+
11- 16	0- 0	0- 0		OVERALL		0- 2		0- 2		11- 12	
8- 7	0- 0	0- 0		HOME		0- 1		0- 1		8- 5	
2- 8	0- 0	0- 0		AWAY		0- 1		0- 1		2- 6	
1- 1	0- 0	0- 0		NEUTRAL		0- 0		0- 0		1- 1	
8- 3	0- 0	0- 0		NON-CONFERENCE		0- 0		0- 0		8- 3	
7- 0	0- 0	0- 0		HOME		0- 0		0- 0		7- 0	
0- 2	0- 0	0- 0		AWAY		0- 0		0- 0		0- 2	
1- 1	0- 0	0- 0		NEUTRAL		0- 0		0- 0		1- 1	
3- 13	0- 0	0- 0		CONFERENCE		0- 2		0- 2		3- 9	
1- 7	0- 0	0- 0		HOME		0- 1		0- 1		1- 5	
2- 6	0- 0	0- 0		AWAY		0- 1		0- 1		2- 4	
0- 0	0- 0	0- 0		NEUTRAL		0- 0		0- 0		0- 0	
RPI S	Opponent	Score	RPI S	Opponent	Score	RPI S	Opponent	Score	RPI S	Opponent	Score
						60 A American	0	3	120 A Army West Point	0	3
						60 H American	0	3	120 H Army West Point	0	3
									156 A Lehigh	3	0
									156 H Lehigh	0	3
									183 H Marist	3	2
									199 A Colgate	0	3
									199 H Colgate	0	3
									232 A Bucknell	0	3
									232 H Bucknell	2	3
									257 A Providence	0	3
									263 A Navy	0	3
									263 H Navy	0	3
									280 H Morehead St.	3	2
									283 H Rider	3	2
									297 H NJIT	3	0
									299 A La Salle	0	3
									309 A Loyola Maryland	3	1
									309 H Loyola Maryland	3	0
									312 A Holy Cross	0	3
									312 H Holy Cross	2	3
									314 H St. Francis Brooklyn	3	1
									315 H Fairleigh Dickinson	3	0
									315 N Fairleigh Dickinson	2	3
									324 H Saint Peter's	3	2
									324 N Saint Peter's	3	1
LAST 10 GAMES											
			199 A Colgate	0	3	60 A American	0	3			
			263 H Navy	0	3	309 A Loyola Maryland	3	1			
			120 H Army West Point	0	3	156 H Lehigh	0	3			
			312 H Holy Cross	2	3	263 A Navy	0	3			
			232 A Bucknell	0	3	199 H Colgate	0	3			

Non-Div. I Games:

Lafayette

Average RPI Win:		326	WON-LOST RECORD		WINNING PCT. RANK	LAST 10 GAMES	STRENGTH OF SCHEDULE		OPP. STRENGTH OF SCHEDULE	TEAM RPI	ADJ RPI	CONF. RPI	ADJ CONF. RPI
Average RPI Loss:		199											
DIV. I ONLY			13- 19		.40625 220	6- 3	307		327	300	.39527 301	32	32
DIV. I NON-CONF.			0- 13		0 319	0- 1	85		179	294	.39917 294	32	32
TOTALS		RPI 1-25	RPI 26-50		W-L RECORDS		RPI 51-100		RPI 101-150		RPI 150+		
13- 19	0- 1		0- 1		OVERALL		0- 3		0- 0		13- 14		
4- 0	0- 0		0- 0		HOME		0- 0		0- 0		4- 0		
4- 8	0- 0		0- 1		AWAY		0- 2		0- 0		4- 5		
5- 11	0- 1		0- 0		NEUTRAL		0- 1		0- 0		5- 9		
0- 13	0- 1		0- 1		NON-CONFERENCE		0- 3		0- 0		0- 8		
0- 0	0- 0		0- 0		HOME		0- 0		0- 0		0- 0		
0- 6	0- 0		0- 1		AWAY		0- 2		0- 0		0- 3		
0- 7	0- 1		0- 0		NEUTRAL		0- 1		0- 0		0- 5		
13- 6	0- 0		0- 0		CONFERENCE		0- 0		0- 0		13- 6		
4- 0	0- 0		0- 0		HOME		0- 0		0- 0		4- 0		
4- 2	0- 0		0- 0		AWAY		0- 0		0- 0		4- 2		
5- 4	0- 0		0- 0		NEUTRAL		0- 0		0- 0		5- 4		
RPI S Opponent Score	RPI S Opponent Score		RPI S Opponent Score		RPI S Opponent Score		RPI S Opponent Score		RPI S Opponent Score		RPI S Opponent Score		
23 N Illinois 0 3	40 A Arizona St. 0 3		64 N UTSA 0 3		67 A A&M-Corpus Christi 0 3		67 A A&M-Corpus Christi 0 3		157 N UNLV 0 3		180 A Houston Baptist 0 3		
									183 N Marist 1 3		190 A McNeese St. 0 3		
									217 A Lamar 1 3		217 N Lamar 0 3		
									251 N UTRGV 0 3		290 N UAB 2 3		
									293 N Alabama St. 0 3		293 N Alabama St. 0 3		
									293 N Alabama St. 2 3		307 A Jackson St. 0 3		
									316 N Alabama A&M 0 3		316 N Alabama A&M 3 2		
									320 A Prairie View 3 1		320 H Prairie View 3 0		
									320 N Prairie View 3 0		325 A Southern U. 1 3		
									325 A Southern U. 3 1		325 H Southern U. 3 1		
									326 A Ark.-Pine Bluff 3 2		326 H Ark.-Pine Bluff 3 0		
									332 A Grambling 3 0		332 H Grambling 3 0		
									333 N Alcorn 3 0		333 N Alcorn 3 0		
									334 N Mississippi Val. 3 1				

Non-Div. I Games: Huston-Tillotson 3 0 Huston-Tillotson 3 0 Texas Col. 3 0

Texas Southern

Average RPI Win:	286	WON-LOST	WINNING	LAST 10	STRENGTH OF	OPP. STRENGTH	TEAM	ADJ	CONF.	ADJ CONF.											
Average RPI Loss:	225	RECORD	PCT. RANK	GAMES	SCHEDULE	OF SCHEDULE	RPI	RPI	RPI	RPI											
DIV. I ONLY		11- 16	.40741	218	1- 9	318	295	301	.39405	302	29	29									
DIV. I NON-CONF.		8- 5	.61538	120	0- 0	319	259	232	.44992	230	29	29									
<hr/>																					
TOTALS	RPI 1-25	RPI 26-50		W-L RECORDS		RPI 51-100		RPI 101-150		RPI 150+											
11- 16	0- 0	0- 0		OVERALL		0- 0		0- 2		11- 14											
7- 6	0- 0	0- 0		HOME		0- 0		0- 0		7- 6											
1- 8	0- 0	0- 0		AWAY		0- 0		0- 1		1- 7											
3- 2	0- 0	0- 0		NEUTRAL		0- 0		0- 1		3- 1											
<hr/>																					
8- 5	0- 0	0- 0		NON-CONFERENCE		0- 0		0- 2		8- 3											
5- 1	0- 0	0- 0		HOME		0- 0		0- 0		5- 1											
0- 2	0- 0	0- 0		AWAY		0- 0		0- 1		0- 1											
3- 2	0- 0	0- 0		NEUTRAL		0- 0		0- 1		3- 1											
<hr/>																					
3- 11	0- 0	0- 0		CONFERENCE		0- 0		0- 0		3- 11											
2- 5	0- 0	0- 0		HOME		0- 0		0- 0		2- 5											
1- 6	0- 0	0- 0		AWAY		0- 0		0- 0		1- 6											
0- 0	0- 0	0- 0		NEUTRAL		0- 0		0- 0		0- 0											
<hr/>																					
RPI S	Opponent	Score	RPI S	Opponent	Score	RPI S	Opponent	Score	RPI S	Opponent	Score										
									118 N	San Francisco	0	3									
									125 A	St. John's (NY)	0	3									
									158 H	Fairfield	3	0									
									176 A	LIU Brooklyn	0	3									
									176 H	LIU Brooklyn	0	3									
									203 A	Robert Morris	1	3									
									203 H	Robert Morris	1	3									
									221 A	Bryant	0	3									
									221 H	Bryant	1	3									
									225 N	George Mason	1	3									
									230 A	Ill.-Chicago	0	3									
									232 H	Bucknell	3	1									
									252 H	Brown	1	3									
									253 A	Sacred Heart	1	3									
									253 H	Sacred Heart	1	3									
									286 N	Cornell	3	1									
									287 N	Morgan St.	3	0									
									297 H	NJIT	3	0									
									308 N	Chicago St.	3	0									
									312 H	Holy Cross	3	1									
									314 A	St. Francis Brooklyn	0	3									
												LAST 10 GAMES						314 H	St. Francis Brooklyn	3	0
																		315 A	Fairleigh Dickinson	3	2
																		315 H	Fairleigh Dickinson	3	0
																		317 A	Saint Francis (PA)	1	3
317 H	Saint Francis (PA)	2	3																		
203 A	Robert Morris	1	3	221 A	Bryant	0	3	318 H	Hartford	3	0										
317 A	Saint Francis (PA)	1	3	317 H	Saint Francis (PA)	2	3														
221 H	Bryant	1	3	203 H	Robert Morris	1	3														
315 H	Fairleigh Dickinson	3	0	314 A	St. Francis Brooklyn	0	3														
253 H	Sacred Heart	1	3	315 A	Fairleigh Dickinson	3	2														

Non-Div. I Games:

Central Conn. St.

Average RPI Win:	0	WON-LOST	WINNING	LAST 10	STRENGTH OF	OPP. STRENGTH	TEAM	ADJ	CONF.	ADJ CONF.	
Average RPI Loss:	132	RECORD	PCT. RANK	GAMES	SCHEDULE	OF SCHEDULE	RPI	RPI	RPI	RPI	
DIV. I ONLY	0-28	0	333	0-10	113	123	306	.38934	303	14	13
DIV. I NON-CONF.	0-12	0	319	0-0	89	127	292	.40341	290	9	9
<hr/>											
TOTALS	RPI 1-25	RPI 26-50		W-L RECORDS	RPI 51-100		RPI 101-150		RPI 150+		
0-28	0-2	0-4		OVERALL	0-3		0-9		0-10		
0-11	0-1	0-1		HOME	0-2		0-3		0-4		
0-11	0-1	0-1		AWAY	0-0		0-5		0-4		
0-6	0-0	0-2		NEUTRAL	0-1		0-1		0-2		
<hr/>											
0-12	0-0	0-2		NON-CONFERENCE	0-3		0-3		0-4		
0-3	0-0	0-0		HOME	0-2		0-0		0-1		
0-3	0-0	0-0		AWAY	0-0		0-2		0-1		
0-6	0-0	0-2		NEUTRAL	0-1		0-1		0-2		
<hr/>											
0-16	0-2	0-2		CONFERENCE	0-0		0-6		0-6		
0-8	0-1	0-1		HOME	0-0		0-3		0-3		
0-8	0-1	0-1		AWAY	0-0		0-3		0-3		
0-0	0-0	0-0		NEUTRAL	0-0		0-0		0-0		
<hr/>											
RPI	S	Opponent	Score	RPI	S	Opponent	Score	RPI	S	Opponent	Score
15	A	Hawaii	0 3	34	N	SMU	0 3	76	H	Duke	0 3
15	H	Hawaii	0 3	37	N	Santa Clara	0 3	78	N	Sacramento St.	0 3
				48	A	Long Beach St.	0 3	93	H	Alabama	2 3
				48	H	Long Beach St.	0 3				
											</







































Non-Div. I Games:

Cal St. Fullerton

Average RPI Win: 272		WON-LOST	WINNING	LAST 10	STRENGTH OF		OPP. STRENGTH	TEAM	ADJ	CONF.	ADJ CONF.
Average RPI Loss: 154		RECORD	PCT. RANK	GAMES	SCHEDULE		OF SCHEDULE	RPI	RPI	RPI	RPI
DIV. I ONLY		3- 21	.125	324	0- 10		231	188	307	.38902	304
DIV. I NON-CONF.		2- 6	.25	271	0- 0		223	196	279	.41342	279
TOTALS		RPI 1-25	RPI 26-50		W-L RECORDS		RPI 51-100		RPI 101-150		RPI 150+
3- 21	0- 0	0- 1		OVERALL		0- 4		0- 3		3- 13	
1- 7	0- 0	0- 1		HOME		0- 1		0- 1		1- 4	
0- 12	0- 0	0- 0		AWAY		0- 2		0- 1		0- 9	
2- 2	0- 0	0- 0		NEUTRAL		0- 1		0- 1		2- 0	
2- 6	0- 0	0- 0		NON-CONFERENCE		0- 2		0- 1		2- 3	
0- 0	0- 0	0- 0		HOME		0- 0		0- 0		0- 0	
0- 4	0- 0	0- 0		AWAY		0- 1		0- 0		0- 3	
2- 2	0- 0	0- 0		NEUTRAL		0- 1		0- 1		2- 0	
1- 15	0- 0	0- 1		CONFERENCE		0- 2		0- 2		1- 10	
1- 7	0- 0	0- 1		HOME		0- 1		0- 1		1- 4	
0- 8	0- 0	0- 0		AWAY		0- 1		0- 1		0- 6	
0- 0	0- 0	0- 0		NEUTRAL		0- 0		0- 0		0- 0	
RPI S	Opponent	Score	RPI S	Opponent	Score	RPI S	Opponent	Score	RPI S	Opponent	Score
			33 H	Northern Ariz.	0 3	56 H	Idaho St.	0 3	112 N	Miami (OH)	2 3
						64 N	UTSA	0 3	139 A	North Dakota	1 3
						66 A	Colorado	1 3	139 H	North Dakota	1 3
						78 A	Sacramento St.	0 3	152 A	Northern Colo.	0 3
									152 H	Northern Colo.	2 3
									173 A	Idaho	0 3
									173 H	Idaho	0 3
									184 H	Southern Utah	0 3
									186 A	Nevada	0 3
									189 A	Eastern Wash.	2 3
									189 H	Eastern Wash.	1 3
									195 A	Sam Houston St.	1 3
									205 A	Air Force	2 3
									216 A	Portland St.	1 3
									237 N	Tulane	3 1
									260 A	Montana	0 3
									260 H	Montana	3 1
									274 A	Weber St.	0 3
									320 N	Prairie View	3 0
			LAST 10 GAMES								
			260 A	Montana	0 3	173 A	Idaho	0 3			
			274 A	Weber St.	0 3	216 A	Portland St.	1 3			
			152 H	Northern Colo.	2 3	78 A	Sacramento St.	0 3			
			139 H	North Dakota	1 3	173 H	Idaho	0 3			
			189 A	Eastern Wash.	2 3	189 H	Eastern Wash.	1 3			

Non-Div. I Games:

Montana St.

Average RPI Win: 304		WON-LOST	WINNING	LAST 10	STRENGTH OF		OPP. STRENGTH	TEAM	ADJ	CONF.	ADJ CONF.
Average RPI Loss: 178		RECORD	PCT. RANK	GAMES	SCHEDULE		OF SCHEDULE	RPI	RPI	RPI	RPI
DIV. I ONLY		7- 28	.2 304	0- 10	265		280	305	.38622 305	18	19
DIV. I NON-CONF.		7- 11	.38889 223	0- 1	296		327	297	.39379 299	22	22
TOTALS		RPI 1-25	RPI 26-50	W-L RECORDS	RPI 51-100		RPI 101-150	RPI 150+			
7- 28	0- 0		0- 0	OVERALL	0- 5		0- 8	7- 15			
2- 10	0- 0		0- 0	HOME	0- 2		0- 3	2- 5			
2- 13	0- 0		0- 0	AWAY	0- 2		0- 5	2- 6			
3- 5	0- 0		0- 0	NEUTRAL	0- 1		0- 0	3- 4			
7- 11	0- 0		0- 0	NON-CONFERENCE	0- 1		0- 2	7- 8			
2- 3	0- 0		0- 0	HOME	0- 0		0- 1	2- 2			
2- 3	0- 0		0- 0	AWAY	0- 0		0- 1	2- 2			
3- 5	0- 0		0- 0	NEUTRAL	0- 1		0- 0	3- 4			
0- 17	0- 0		0- 0	CONFERENCE	0- 4		0- 6	0- 7			
0- 7	0- 0		0- 0	HOME	0- 2		0- 2	0- 3			
0- 10	0- 0		0- 0	AWAY	0- 2		0- 4	0- 4			
0- 0	0- 0		0- 0	NEUTRAL	0- 0		0- 0	0- 0			
RPI S	Opponent	Score	RPI S	Opponent	Score	RPI S	Opponent	Score	RPI S	Opponent	Score
						77 A	Chattanooga	1 	111 A	Georgia Tech	0 
						77 H	Chattanooga	0 	116 A	UNCG	0 
						81 A	Furman	0 	116 H	UNCG	0 
						81 H	Furman	1 	127 A	ETSU	0 
						84 N	Coastal Caro.	1 	127 H	ETSU	1 
									136 A	Samford	0 
									136 A	Samford	0 
									138 H	North Florida	0 
									207 N	Siena	3 1
									211 A	Wofford	0 
									211 H	Wofford	0 
									213 N	USC Upstate	1 
									218 A	Western Caro.	1 
									218 A	Western Caro.	1 
									218 H	Western Caro.	2 
									228 H	Wright St.	1 
									241 A	UNC Asheville	1 
									241 H	UNC Asheville	2 
									247 A	Mercer	0 
									247 H	Mercer	2 
									248 N	New Orleans	1 
									264 N	Southeast Mo. St.	2 
									270 N	UT Martin	1 
									306 A	Charleston So.	0 
									306 H	Charleston So.	3 2
									311 A	Gardner-Webb	3 2
									316 N	Alabama A&M	3 1
			LAST 10 GAMES								
			218 A	Western Caro.	1 	77 A	Chattanooga	1 			
			211 A	Wofford	0 	306 A	Charleston So.	0 			
			247 H	Mercer	2 	116 H	UNCG	0 			
			136 A	Samford	0 	218 H	Western Caro.	2 			
			136 A	Samford	0 	81 A	Furman	0 			

Non-Div. I Games:

The Citadel

RPI	S	Opponent	Score	
329	N	South Carolina St.	3	1
331	A	Savannah St.	3	0
331	H	Savannah St.	3	1

The Citadel

T
h
e
C
i
t
a
d
e
l

T
h
e
C
i
t
a
d
e
l

Average RPI Win:	296	WON-LOST RECORD	WINNING PCT. RANK	LAST 10 GAMES	STRENGTH OF SCHEDULE	OPP. STRENGTH OF SCHEDULE	TEAM RPI	ADJ RPI	CONF. RPI	ADJ CONF. RPI	
DIV. I ONLY	10- 23	.30303	269	4- 6	305	277	304	.38612	306	26	26
DIV. I NON-CONF.	6- 12	.33333	250	1- 0	327	262	318	.35822	318	27	27
<hr/>											
TOTALS	RPI 1-25	RPI 26-50		W-L RECORDS		RPI 51-100		RPI 101-150		RPI 150+	
10- 23	0- 0	0- 0		OVERALL		0- 6		0- 0		10- 17	
6- 4	0- 0	0- 0		HOME		0- 1		0- 0		6- 3	
3- 11	0- 0	0- 0		AWAY		0- 2		0- 0		3- 9	
1- 8	0- 0	0- 0		NEUTRAL		0- 3		0- 0		1- 5	
6- 12	0- 0	0- 0		NON-CONFERENCE		0- 3		0- 0		6- 9	
3- 0	0- 0	0- 0		HOME		0- 0		0- 0		3- 0	
2- 5	0- 0	0- 0		AWAY		0- 1		0- 0		2- 4	
1- 7	0- 0	0- 0		NEUTRAL		0- 2		0- 0		1- 5	
4- 11	0- 0	0- 0		CONFERENCE		0- 3		0- 0		4- 8	
3- 4	0- 0	0- 0		HOME		0- 1		0- 0		3- 3	
1- 6	0- 0	0- 0		AWAY		0- 1		0- 0		1- 5	
0- 1	0- 0	0- 0		NEUTRAL		0- 1		0- 0		0- 0	
RPI	S	Opponent	Score	RPI	S	Opponent	Score	RPI	S	Opponent	Score
						58 N UNCW	0 3			153 A South Carolina	1 3
						80 N Appalachian St.	0 3			167 A Liberty	1 3
						84 A Coastal Caro.	0 3			177 N Wake Forest	0 3
						84 H Coastal Caro.	0 3			179 A High Point	1 3
						84 N Coastal Caro.	0 3			179 H High Point	0 3
						87 A Col. of Charleston	1 3			184 N Southern Utah	0 3
										194 A Campbell	0 3
										194 H Campbell	1 3
										210 A Clemson	1 3
										211 N Wofford	2 3
										219 A Radford	3 2
										236 A Winthrop	0 3
										236 H Winthrop	3 1
										241 H UNC Asheville	2 3
										254 N East Carolina	2 3
										262 A Elon	3 1
										271 N Niagara	2 3
										275 A Grand Canyon	2 3
										305 A The Citadel	2 3
										305 H The Citadel	3 0
										310 A Presbyterian	1 3
										310 H Presbyterian	3 0
										311 H Gardner-Webb	3 1
										328 N N.C. Central	3 0
										329 H South Carolina St.	3 1
										331 A Savannah St.	3 0
										331 H Savannah St.	3 0

Non-Div. I Games:

Charleston So.

RPI	S	Opponent	Score	
320	H	Prairie View	3	1
325	H	Southern U.	1	3
326	H	Ark.-Pine Bluff	3	0
326	N	Ark.-Pine Bluff	3	0
332	H	Grambling	3	0
333	A	Alcorn	3	0
333	H	Alcorn	3	0
334	A	Mississippi Val.	3	1
334	H	Mississippi Val.	3	0

Jackson St.

J
a
c
k
s
o
n
S
t
.

J
a
c
k
s
o
n
S
t
.

Average RPI Win:		313	WON-LOST RECORD		WINNING PCT. RANK		LAST 10 GAMES		STRENGTH OF SCHEDULE		OPP. STRENGTH OF SCHEDULE		TEAM RPI		ADJ RPI		CONF. RPI		ADJ CONF. RPI	
DIV. I ONLY			1- 27		.03571 332		0- 10		143		234		311		.37955 308		22		21	
DIV. I NON-CONF.			1- 13		.07143 314		0- 1		97		231		286		.40466 288		20		20	
TOTALS		RPI 1-25		RPI 26-50		W-L RECORDS		RPI 51-100		RPI 101-150		RPI 150+								
1- 27		0- 2		0- 1		OVERALL		0- 2		0- 7		1- 15								
0- 8		0- 0		0- 0		HOME		0- 1		0- 2		0- 5								
0- 13		0- 1		0- 0		AWAY		0- 1		0- 4		0- 7								
1- 6		0- 1		0- 1		NEUTRAL		0- 0		0- 1		1- 3								
1- 13		0- 2		0- 1		NON-CONFERENCE		0- 0		0- 3		1- 7								
0- 1		0- 0		0- 0		HOME		0- 0		0- 0		0- 1								
0- 6		0- 1		0- 0		AWAY		0- 0		0- 2		0- 3								
1- 6		0- 1		0- 1		NEUTRAL		0- 0		0- 1		1- 3								
0- 14		0- 0		0- 0		CONFERENCE		0- 2		0- 4		0- 8								
0- 7		0- 0		0- 0		HOME		0- 1		0- 2		0- 4								
0- 7		0- 0		0- 0		AWAY		0- 1		0- 2		0- 4								
0- 0		0- 0		0- 0		NEUTRAL		0- 0		0- 0		0- 0								
RPI	S	Opponent		Score		RPI	S	Opponent		Score		RPI	S	Opponent		Score				
4	A	Southern California		0	3	27	N	North Carolina		0	3	62	A	New Mexico St.		0	3			
11	N	BYU		0	3							62	H	New Mexico St.		0	3			
												122	A	Valparaiso		0	3			
												122	N	Valparaiso		0	3			
												129	A	CSU Bakersfield		0	3			
												129	H	CSU Bakersfield		0	3			
												149	A	Indiana St.		0	3			
												150	A	Seattle		2	3			
												150	H	Seattle		1	3			
												160	A	UMKC		0	3			
												160	H	UMKC		0	3			
												170	A	Green Bay		0	3			
												197	A	Utah Valley		0	3			
												197	H	Utah Valley		0	3			
												226	A	Ga. Southern		1	3			
												230	A	Ill.-Chicago		1	3			
												236	N	Winthrop		0	3			
												238	N	Tennessee St.		0	3			
												251	A	UTRGV		0	3			
												251	H	UTRGV		0	3			
												275	A	Grand Canyon		0	3			
												275	H	Grand Canyon		0	3			
												287	H	Morgan St.		0	3			
												302	N	Central Conn. St.		0	3			
												313	N	Western Ill.		3	0			
LAST 10 GAMES																				
						129	A	CSU Bakersfield		0	3	197	A	Utah Valley		0	3			
						275	A	Grand Canyon		0	3	150	A	Seattle		2	3			
						160	A	UMKC		0	3	275	H	Grand Canyon		0	3			
						62	H	New Mexico St.		0	3	129	H	CSU Bakersfield		0	3			
						251	H	UTRGV		0	3	122	A	Valparaiso		0	3			

Non-Div. I Games:

Chicago St.

Average RPI Win:	294	WON-LOST RECORD	WINNING PCT. RANK	LAST 10 GAMES	STRENGTH OF SCHEDULE	OPP. STRENGTH OF SCHEDULE	TEAM RPI	ADJ RPI	CONF. RPI	ADJ CONF. RPI		
Average RPI Loss:	209											
DIV. I ONLY		6- 25	.19355 308	0- 10	253	305	308	.37827 309	25	25		
DIV. I NON-CONF.		5- 10	.33333 250	0- 0	231	331	281	.40843 282	25	25		
<hr/>												
TOTALS	RPI 1-25	RPI 26-50		W-L RECORDS	RPI 51-100		RPI 101-150		RPI 150+			
6- 25	0- 0	0- 0		OVERALL	0- 2		0- 3		6- 20			
3- 7	0- 0	0- 0		HOME	0- 1		0- 1		3- 5			
0- 13	0- 0	0- 0		AWAY	0- 1		0- 2		0- 10			
3- 5	0- 0	0- 0		NEUTRAL	0- 0		0- 0		3- 5			
<hr/>												
5- 10	0- 0	0- 0		NON-CONFERENCE	0- 0		0- 1		5- 9			
2- 0	0- 0	0- 0		HOME	0- 0		0- 0		2- 0			
0- 5	0- 0	0- 0		AWAY	0- 0		0- 1		0- 4			
3- 5	0- 0	0- 0		NEUTRAL	0- 0		0- 0		3- 5			
<hr/>												
1- 15	0- 0	0- 0		CONFERENCE	0- 2		0- 2		1- 11			
1- 7	0- 0	0- 0		HOME	0- 1		0- 1		1- 5			
0- 8	0- 0	0- 0		AWAY	0- 1		0- 1		0- 6			
0- 0	0- 0	0- 0		NEUTRAL	0- 0		0- 0		0- 0			
<hr/>												
RPI S	Opponent	Score	RPI S	Opponent	Score	RPI S	Opponent	Score	RPI S	Opponent	Score	
						60 A American	0	3	104 A George Washington	1	3	
						60 H American	0	3	120 A Army West Point	0	3	
						120 H Army West Point					0	3
						156 A Lehigh					0	3
						156 H Lehigh					0	3
						178 A Delaware					0	3
						179 A High Point					1	3
						199 A Colgate					1	3
						199 H Colgate					0	3
						203 A Robert Morris					1	3
						222 H Howard					3	0
						232 A Bucknell					0	3
						232 H Bucknell					0	3
						242 A UMES					2	3
						245 N UMBC					1	3
						253 N Sacred Heart					2	3
						256 N Manhattan					3	1
						263 A Navy					0	3
						263 H Navy					0	3
						268 N Georgia St.					0	3
						287 N Morgan St.					1	3
						294 N Canisius					0	3
			LAST 10 GAMES			300 A Lafayette					0	3
						60 A American					0	3
						156 H Lehigh					0	3
						300 H Lafayette					1	3
						263 A Navy					0	3
						312 A Holy Cross					0	3
						312 H Holy Cross					3	0
						60 H American					0	3
						317 H Saint Francis (PA)					3	0

Non-Div. I Games:

Loyola Maryland

RPI	S	Opponent	Score	
328	N	N.C. Central	3	2
329	N	South Carolina St.	3	1

Loyola Maryland

L
o
y
o
l
a
M
a
r
y
l
a
n
d

L
o
y
o
l
a
M
a
r
y
l
a
n
d

Average RPI Win:	305	WON-LOST RECORD	WINNING PCT. RANK	LAST 10 GAMES		STRENGTH OF SCHEDULE	OPP. STRENGTH OF SCHEDULE	TEAM RPI	ADJ RPI	CONF. RPI	ADJ CONF. RPI
DIV. I ONLY		4- 24	.14286 320	1- 9		247	289	313	.37595 310	26	26
DIV. I NON-CONF.		2- 12	.14286 305	0- 1		235	273	311	.37575 309	27	27
TOTALS	RPI 1-25		RPI 26-50	W-L RECORDS		RPI 51-100			RPI 101-150		RPI 150+
4- 24	0- 0		0- 0	OVERALL		0- 4			0- 1		4- 19
2- 6	0- 0		0- 0	HOME		0- 1			0- 0		2- 5
0- 12	0- 0		0- 0	AWAY		0- 3			0- 0		0- 9
2- 6	0- 0		0- 0	NEUTRAL		0- 0			0- 1		2- 5
2- 12	0- 0		0- 0	NON-CONFERENCE		0- 2			0- 1		2- 9
0- 1	0- 0		0- 0	HOME		0- 0			0- 0		0- 1
0- 5	0- 0		0- 0	AWAY		0- 2			0- 0		0- 3
2- 6	0- 0		0- 0	NEUTRAL		0- 0			0- 1		2- 5
2- 12	0- 0		0- 0	CONFERENCE		0- 2			0- 0		2- 10
2- 5	0- 0		0- 0	HOME		0- 1			0- 0		2- 4
0- 7	0- 0		0- 0	AWAY		0- 1			0- 0		0- 6
0- 0	0- 0		0- 0	NEUTRAL		0- 0			0- 0		0- 0
RPI S Opponent Score			RPI S Opponent Score		RPI S Opponent Score		RPI S Opponent Score				
					58 A UNCW 0 3		127 N ETSU 0 3				
					84 A Coastal Caro. 0 3		167 H Liberty 0 3				
					84 H Coastal Caro. 0 3		179 A High Point 0 3				
					96 A FGCU 0 3		194 A Campbell 0 3				
							210 A Clemson 0 3				
							211 A Wofford 0 3				
							211 H Wofford 0 3				
							212 N Stetson 1 3				
							213 N USC Upstate 1 3				
							219 H Radford 0 3				
							236 A Winthrop 0 3				
							236 H Winthrop 0 3				
							241 A UNC Asheville 0 3				
							241 H UNC Asheville 0 3				
							242 N UMES 1 3				
							243 A Davidson 0 3				
							248 N New Orleans 2 3				
							254 N East Carolina 2 3				
							282 N Fordham 3 1				
							306 A Charleston So. 0 3				
							306 H Charleston So. 3 1				
				LAST 10 GAMES			311 A Gardner-Webb 1 3				
				236 A Winthrop 0 3		219 H Radford 0 3	311 H Gardner-Webb 3 2				
				311 H Gardner-Webb 3 2		167 H Liberty 0 3	322 N Hampton 3 0				
				241 H UNC Asheville 0 3		211 A Wofford 0 3					
				84 A Coastal Caro. 0 3		179 A High Point 0 3					
				306 A Charleston So. 0 3		194 A Campbell 0 3					

Non-Div. I Games:

Presbyterian

[illegible]

Non-Div. I Games:

Gardner-Webb

Holy Cross

Through Games Of Final 2015

Average RPI Win:	307	WON-LOST RECORD	WINNING PCT. RANK	LAST 10 GAMES	STRENGTH OF SCHEDULE	OPP. STRENGTH OF SCHEDULE	TEAM RPI	ADJ RPI	CONF. RPI	ADJ CONF. RPI				
DIV. I ONLY		7- 22	.24138 289	2- 8	293	294	312	.37527 312	25	25				
DIV. I NON-CONF.		3- 10	.23077 278	0- 0	321	325	322	.33526 322	25	25				
<hr/>														
TOTALS	RPI 1-25	RPI 26-50		W-L RECORDS	RPI 51-100		RPI 101-150		RPI 150+					
7- 22	0- 0	0- 0		OVERALL	0- 2		0- 3		7- 17					
3- 5	0- 0	0- 0		HOME	0- 1		0- 1		3- 3					
2- 11	0- 0	0- 0		AWAY	0- 1		0- 1		2- 9					
2- 6	0- 0	0- 0		NEUTRAL	0- 0		0- 1		2- 5					
3- 10	0- 0	0- 0		NON-CONFERENCE	0- 0		0- 1		3- 9					
0- 0	0- 0	0- 0		HOME	0- 0		0- 0		0- 0					
1- 4	0- 0	0- 0		AWAY	0- 0		0- 0		1- 4					
2- 6	0- 0	0- 0		NEUTRAL	0- 0		0- 1		2- 5					
4- 12	0- 0	0- 0		CONFERENCE	0- 2		0- 2		4- 8					
3- 5	0- 0	0- 0		HOME	0- 1		0- 1		3- 3					
1- 7	0- 0	0- 0		AWAY	0- 1		0- 1		1- 5					
0- 0	0- 0	0- 0		NEUTRAL	0- 0		0- 0		0- 0					
<hr/>														
RPI S	Opponent	Score	RPI S	Opponent	Score	RPI S	Opponent	Score	RPI S	Opponent	Score			
						60 A	American	0	3	120 A	Army West Point	0	3	
						60 H	American	0	3	120 H	Army West Point	1	3	
						140 N	New Hampshire	0	3					
						156 A	Lehigh	1	3					
						156 H	Lehigh	0	3					
						158 A	Fairfield	1	3					
						199 A	Colgate	1	3					
						199 H	Colgate	0	3					
						221 A	Bryant	1	3					
						221 A	Bryant	1	3					
						229 N	San Jose St.	1	3					
						232 A	Bucknell	0	3					
						232 H	Bucknell	1	3					
						239 N	Stony Brook	1	3					
						252 N	Brown	0	3					
						263 A	Navy	1	3					
						263 H	Navy	3	2					
						296 N	Iona	2	3					
						300 A	Lafayette	3	2					
						300 H	Lafayette	3	0					
302 A	Central Conn. St.	1	3											
309 A	Loyola Maryland	0	3											
309 H	Loyola Maryland	3	0											
318 N	Hartford	3	1											
327 A	UMass Lowell	3	0											
330 N	Quinnipiac	2	3											
330 N	Quinnipiac	3	0											
<hr/>														
			LAST 10 GAMES											
			232 A	Bucknell	0	3	60 H	American	0	3	309 H	Loyola Maryland	3	0
			156 A	Lehigh	1	3	199 H	Colgate	0	3	318 N	Hartford	3	1
			263 A	Navy	1	3	120 H	Army West Point	1	3	327 A	UMass Lowell	3	0
			300 A	Lafayette	3	2	156 H	Lehigh	0	3	330 N	Quinnipiac	2	3
			309 H	Loyola Maryland	3	0	232 H	Bucknell	1	3	330 N	Quinnipiac	3	0

Non-Div. I Games:

Holy Cross

Average RPI Win:		305	WON-LOST RECORD		WINNING PCT. RANK		LAST 10 GAMES		STRENGTH OF SCHEDULE		OPP. STRENGTH OF SCHEDULE		TEAM RPI		ADJ RPI		CONF. RPI		ADJ CONF. RPI	
Average RPI Loss:		213																		
DIV. I ONLY			7- 23		.23333 293		4- 6		285		300		310		.3698 314		29		29	
DIV. I NON-CONF.			3- 13		.1875 291		0- 0		253		278		309		.37116 311		29		29	
TOTALS		RPI 1-25		RPI 26-50		W-L RECORDS		RPI 51-100		RPI 101-150		RPI 150+								
7- 23		0- 0		0- 1		OVERALL		0- 1		0- 3		7- 18								
5- 7		0- 0		0- 0		HOME		0- 0		0- 1		5- 6								
2- 10		0- 0		0- 0		AWAY		0- 1		0- 1		2- 8								
0- 6		0- 0		0- 1		NEUTRAL		0- 0		0- 1		0- 4								
3- 13		0- 0		0- 1		NON-CONFERENCE		0- 1		0- 3		3- 8								
2- 3		0- 0		0- 0		HOME		0- 0		0- 1		2- 2								
1- 4		0- 0		0- 0		AWAY		0- 1		0- 1		1- 2								
0- 6		0- 0		0- 1		NEUTRAL		0- 0		0- 1		0- 4								
4- 10		0- 0		0- 0		CONFERENCE		0- 0		0- 0		4- 10								
3- 4		0- 0		0- 0		HOME		0- 0		0- 0		3- 4								
1- 6		0- 0		0- 0		AWAY		0- 0		0- 0		1- 6								
0- 0		0- 0		0- 0		NEUTRAL		0- 0		0- 0		0- 0								
RPI	S	Opponent		Score		RPI	S	Opponent		Score		RPI	S	Opponent		Score				
33	N	Northern Ariz.		0	3	75	A	James Madison		0	3	103	N	Cal Poly		0	3			
												117	A	Portland		0	3			
												122	H	Valparaiso		0	3			
												156	N	Lehigh		1	3			
												173	N	Idaho		0	3			
												176	A	LIU Brooklyn		0	3			
												176	H	LIU Brooklyn		0	3			
												203	A	Robert Morris		0	3			
												203	H	Robert Morris		1	3			
												221	A	Bryant		0	3			
												221	H	Bryant		1	3			
												253	A	Sacred Heart		0	3			
												253	H	Sacred Heart		3	2			
												282	A	Fordham		0	3			
												283	H	Rider		1	3			
												283	N	Rider		0	3			
												296	H	Iona		3	2			
												297	H	NJIT		1	3			
												297	N	NJIT		2	3			
												300	A	Lafayette		1	3			
												302	A	Central Conn. St.		0	3			
												302	H	Central Conn. St.		3	0			
												315	A	Fairleigh Dickinson		0	3			
												315	H	Fairleigh Dickinson		3	2			
												317	A	Saint Francis (PA)		3	1			
												317	H	Saint Francis (PA)		1	3			
												324	H	Saint Peter's		3	0			
					</															

Non-Div. I Games:

St. Francis Brooklyn

RPI	S	Opponent	Score	
330	A	Quinnipiac	3	0

St. Francis Brooklyn

S
t
.
F
r
a
n
c
i
s
B
r
o
o
k
l
y
n

S
t
.
F
r
a
n
c
i
s
B
r
o
o
k
l
y
n

Fairlie
Dickinson

Fairleigh Dickinson

RPI	S	Opponent	Score	
324	N	Saint Peter's	3	0
330	H	Quinnipiac	3	0

Fairleigh Dickinson

F
a
i
r
l
e
i
g
h
D
i
c
k
i
n
s
o
n

F
a
i
r
l
e
i
g
h
D
i
c
k
i
n
s
o
n

Average RPI Win:	324	WON-LOST RECORD	WINNING PCT. RANK	LAST 10 GAMES	STRENGTH OF SCHEDULE	OPP. STRENGTH OF SCHEDULE	TEAM RPI	ADJ RPI	CONF. RPI	ADJ CONF. RPI											
Average RPI Loss:	249																				
DIV. I ONLY		13- 25	.34211	245	4- 6	325	329	317	.35096	316	32	32									
DIV. I NON-CONF.		0- 20	0	319	0- 2	286	285	328	.30777	328	32	32									
<hr/>																					
TOTALS	RPI 1-25	RPI 26-50		W-L RECORDS		RPI 51-100		RPI 101-150		RPI 150+											
13- 25	0- 0	0- 0		OVERALL		0- 0		0- 2		13- 23											
2- 5	0- 0	0- 0		HOME		0- 0		0- 0		2- 5											
4- 9	0- 0	0- 0		AWAY		0- 0		0- 1		4- 8											
7- 11	0- 0	0- 0		NEUTRAL		0- 0		0- 1		7- 10											
<hr/>																					
0- 20	0- 0	0- 0		NON-CONFERENCE		0- 0		0- 2		0- 18											
0- 4	0- 0	0- 0		HOME		0- 0		0- 0		0- 4											
0- 7	0- 0	0- 0		AWAY		0- 0		0- 1		0- 6											
0- 9	0- 0	0- 0		NEUTRAL		0- 0		0- 1		0- 8											
<hr/>																					
13- 5	0- 0	0- 0		CONFERENCE		0- 0		0- 0		13- 5											
2- 1	0- 0	0- 0		HOME		0- 0		0- 0		2- 1											
4- 2	0- 0	0- 0		AWAY		0- 0		0- 0		4- 2											
7- 2	0- 0	0- 0		NEUTRAL		0- 0		0- 0		7- 2											
<hr/>																					
RPI S	Opponent	Score	RPI S	Opponent	Score	RPI S	Opponent	Score	RPI S	Opponent	Score										
									138 N	North Florida	0	3									
									144 A	Houston	0	3									
									151 N	South Fla.	0	3									
									155 A	FIU	0	3									
									174 A	Troy	0	3									
									211 N	Wofford	0	3									
									238 A	Tennessee St.	0	3									
									241 A	UNC Asheville	0	3									
									247 A	Mercer	1	3									
									248 N	New Orleans	0	3									
									249 N	Southeastern La.	0	3									
									250 H	La.-Monroe	1	3									
									250 N	La.-Monroe	0	3									
									270 H	UT Martin	2	3									
									273 H	Austin Peay	2	3									
									284 N	Nicholls St.	0	3									
									290 A	UAB	0	3									
									293 A	Alabama St.	2	3									
									293 H	Alabama St.	3	0									
									295 H	Jacksonville St.	0	3									
									295 N	Jacksonville St.	1	3									
									LAST 10 GAMES									301 N	Texas Southern	2	3
																		320 N	Prairie View	3	0
																		301 N	Texas Southern	2	3
																		307 N	Jackson St.	0	3
325 A	Southern U.	3	1																		
334 A	Mississippi Val.	3	2																		
250 H	La.-Monroe	1	3																		
293 A	Alabama St.	2	3																		
273 H	Austin Peay	2	3																		
307 H	Jackson St.	2	3																		
333 A	Alcorn	3	1																		
301 N	Texas Southern	3	0																		
305 N	The Citadel	1	3																		
307 A	Jackson St.	1	3																		
307 H	Jackson St.	2	3																		
307 N	Jackson St.	0	3																		

Non-Div. I Games:

Alabama A&M

RPI	S	Opponent	Score	
320	N	Prairie View	3	0
320	N	Prairie View	3	1
325	A	Southern U.	3	1
325	N	Southern U.	3	0
326	N	Ark.-Pine Bluff	3	0
332	N	Grambling	3	0
333	A	Alcorn	3	1
333	A	Alcorn	3	1
333	N	Alcorn	3	1
334	A	Mississippi Val.	3	2
334	H	Mississippi Val.	3	0

Alabama A&M

A
l
a
b
a
m
a
A
&
M

A
l
a
b
a
m
a
A
&
M

Average RPI Win: 293		WON-LOST	WINNING	LAST 10	STRENGTH OF		OPP. STRENGTH	TEAM	ADJ	CONF.	ADJ CONF.
Average RPI Loss: 238		RECORD	PCT. RANK	GAMES	SCHEDULE		OF SCHEDULE	RPI	RPI	RPI	RPI
DIV. I ONLY		6- 23	.2069	301	3- 7		300	308	316	.34982	317
DIV. I NON-CONF.		2- 13	.13333	308	0- 0		300	303	323	.33231	323
TOTALS		RPI 1-25	RPI 26-50		W-L RECORDS		RPI 51-100		RPI 101-150		RPI 150+
6- 23	0- 0	0- 0		OVERALL		0- 1		0- 1		6- 21	
2- 8	0- 0	0- 0		HOME		0- 0		0- 0		2- 8	
2- 11	0- 0	0- 0		AWAY		0- 1		0- 0		2- 9	
2- 4	0- 0	0- 0		NEUTRAL		0- 0		0- 1		2- 3	
2- 13	0- 0	0- 0		NON-CONFERENCE		0- 1		0- 1		2- 11	
0- 3	0- 0	0- 0		HOME		0- 0		0- 0		0- 3	
0- 6	0- 0	0- 0		AWAY		0- 1		0- 0		0- 5	
2- 4	0- 0	0- 0		NEUTRAL		0- 0		0- 1		2- 3	
4- 10	0- 0	0- 0		CONFERENCE		0- 0		0- 0		4- 10	
2- 5	0- 0	0- 0		HOME		0- 0		0- 0		2- 5	
2- 5	0- 0	0- 0		AWAY		0- 0		0- 0		2- 5	
0- 0	0- 0	0- 0		NEUTRAL		0- 0		0- 0		0- 0	
RPI S	Opponent	Score	RPI S	Opponent	Score	RPI S	Opponent	Score	RPI S	Opponent	Score
						83 A	Towson	0 3	110 N	Tennessee	0 3
									176 A	LIU Brooklyn	0 3
									176 H	LIU Brooklyn	0 3
									179 H	High Point	0 3
									203 A	Robert Morris	0 3
									203 H	Robert Morris	1 3
									221 A	Bryant	1 3
									221 H	Bryant	3 0
									227 A	Youngstown St.	1 3
									228 A	Wright St.	0 3
									228 A	Wright St.	0 3
									253 A	Sacred Heart	0 3
									253 H	Sacred Heart	0 3
									256 N	Manhattan	0 3
									263 N	Navy	1 3
									282 H	Fordham	2 3
									285 H	Coppin St.	2 3
									294 N	Canisius	3 2
									298 A	Akron	0 3
									298 N	Akron	1 3
									302 A	Central Conn. St.	3 2
									302 H	Central Conn. St.	3 1
									309 A	Loyola Maryland	0 3
									314 A	St. Francis Brooklyn	3 1
									314 H	St. Francis Brooklyn	1 3
									315 A	Fairleigh Dickinson	0 3
									315 H	Fairleigh Dickinson	2 3
LAST 10 GAMES											
			221 H	Bryant	3 0	314 H	St. Francis Brooklyn	1 3			
			302 H	Central Conn. St.	3 1	203 A	Robert Morris	0 3			
			253 A	Sacred Heart	0 3	221 A	Bryant	1 3			
			315 A	Fairleigh Dickinson	0 3	302 A	Central Conn. St.	3 2			
			176 H	LIU Brooklyn	0 3	253 H	Sacred Heart	0 3			

Non-Div. I Games:

Saint Francis (PA)

RPI	S	Opponent	Score	
323	N	Delaware St.	3	1

Saint Francis (PA)

Saint Francis (PA)

Saint Francis (PA)

Average RPI Win:	329	WON-LOST RECORD	WINNING PCT. RANK	LAST 10 GAMES	STRENGTH OF SCHEDULE	OPP. STRENGTH OF SCHEDULE	TEAM RPI	ADJ RPI	CONF. RPI	ADJ CONF. RPI	
Average RPI Loss:	204										
DIV. I ONLY		2- 27	.06897 330	2- 8	266	292	318	.34575 318	28	28	
DIV. I NON-CONF.		1- 16	.05882 318	1- 1	182	294	314	.36327 313	28	28	
<hr/>											
TOTALS	RPI 1-25	RPI 26-50		W-L RECORDS	RPI 51-100		RPI 101-150		RPI 150+		
2- 27	0- 0	0- 0		OVERALL	0- 2		0- 8		2- 17		
0- 11	0- 0	0- 0		HOME	0- 1		0- 3		0- 7		
2- 9	0- 0	0- 0		AWAY	0- 0		0- 3		2- 6		
0- 7	0- 0	0- 0		NEUTRAL	0- 1		0- 2		0- 4		
<hr/>											
1- 16	0- 0	0- 0		NON-CONFERENCE	0- 2		0- 4		1- 10		
0- 5	0- 0	0- 0		HOME	0- 1		0- 1		0- 3		
1- 4	0- 0	0- 0		AWAY	0- 0		0- 1		1- 3		
0- 7	0- 0	0- 0		NEUTRAL	0- 1		0- 2		0- 4		
<hr/>											
1- 11	0- 0	0- 0		CONFERENCE	0- 0		0- 4		1- 7		
0- 6	0- 0	0- 0		HOME	0- 0		0- 2		0- 4		
1- 5	0- 0	0- 0		AWAY	0- 0		0- 2		1- 3		
0- 0	0- 0	0- 0		NEUTRAL	0- 0		0- 0		0- 0		
<hr/>											
RPI S	Opponent	Score	RPI S	Opponent	Score	RPI S	Opponent	Score	RPI S	Opponent	Score
						57 H	Syracuse	0 3	101 N	Rhode Island	0 3
						96 N	FGCU	0 3	106 A	Hofstra	0 3
									137 A	Albany (NY)	0 3
									137 H	Albany (NY)	0 3
									140 A	New Hampshire	0 3
									140 H	New Hampshire	0 3
									141 H	UConn	0 3
									145 N	Princeton	0 3
									165 H	Yale	0 3
									207 H	Siena	0 3
									221 A	Bryant	0 3
									232 N	Bucknell	1 3
									239 A	Stony Brook	1 3
									239 H	Stony Brook	0 3
									245 A	UMBC	0 3
									245 H	UMBC	0 3
									252 N	Brown	0 3
									252 N	Brown	0 3
									253 A	Sacred Heart	2 3
									267 A	Binghamton	0 3
						267 H	Binghamton	1 3	296 H	Iona	1 3
						165 H	Yale	0 3	302 A	Central Conn. St.	0 3
						239 A	Stony Brook	1 3	312 N	Holy Cross	1 3
						245 A	UMBC	0 3	327 A	UMass Lowell	3 0
						327 A	UMass Lowell	3 0	327 H	UMass Lowell	2 3
						330 A	Quinnipiac	3 1	330 A	Quinnipiac	3 1

Non-Div. I Games:

Hartford

Average RPI Win: 315		WON-LOST	WINNING	LAST 10	STRENGTH OF		OPP. STRENGTH	TEAM	ADJ	CONF.	ADJ CONF.
Average RPI Loss: 232		RECORD	PCT. RANK	GAMES	SCHEDULE		OF SCHEDULE	RPI	RPI	RPI	RPI
DIV. I ONLY		4- 21	.16	318	3- 7		298	318	319	.33774	319
DIV. I NON-CONF.		1- 10	.09091	310	0- 0		159	244	304	.38506	304
TOTALS		RPI 1-25	RPI 26-50		W-L RECORDS		RPI 51-100		RPI 101-150		RPI 150+
4- 21	0- 0	0- 0		OVERALL		0- 3		0- 1		4- 17	
1- 6	0- 0	0- 0		HOME		0- 0		0- 0		1- 6	
2- 9	0- 0	0- 0		AWAY		0- 1		0- 1		2- 7	
1- 6	0- 0	0- 0		NEUTRAL		0- 2		0- 0		1- 4	
1- 10	0- 0	0- 0		NON-CONFERENCE		0- 3		0- 1		1- 6	
0- 1	0- 0	0- 0		HOME		0- 0		0- 0		0- 1	
0- 4	0- 0	0- 0		AWAY		0- 1		0- 1		0- 2	
1- 5	0- 0	0- 0		NEUTRAL		0- 2		0- 0		1- 3	
3- 11	0- 0	0- 0		CONFERENCE		0- 0		0- 0		3- 11	
1- 5	0- 0	0- 0		HOME		0- 0		0- 0		1- 5	
2- 5	0- 0	0- 0		AWAY		0- 0		0- 0		2- 5	
0- 1	0- 0	0- 0		NEUTRAL		0- 0		0- 0		0- 1	
RPI S	Opponent	Score	RPI S	Opponent	Score	RPI S	Opponent	Score	RPI S	Opponent	Score
						58 N	UNCW	0 3	116 A	UNCG	0 3
						75 A	James Madison	0 3	194 A	Campbell	0 3
						78 N	Sacramento St.	0 3	219 H	Radford	0 3
									222 A	Howard	0 3
									222 H	Howard	0 3
									223 N	Georgetown	0 3
									242 A	UMES	1 3
									242 H	UMES	0 3
									246 A	William & Mary	1 3
									285 A	Coppin St.	0 3
									285 H	Coppin St.	0 3
									287 A	Morgan St.	0 3
									287 H	Morgan St.	2 3
									293 N	Alabama St.	3 2
									299 N	La Salle	2 3
									311 N	Gardner-Webb	1 3
									321 A	N.C. A&T	2 3
									322 A	Hampton	3 0
									322 H	Hampton	2 3
									323 A	Delaware St.	3 0
									323 H	Delaware St.	3 0
									328 N	N.C. Central	2 3
LAST 10 GAMES											
						242 A	UMES	1 3	287 A	Morgan St.	0 3
						323 A	Delaware St.	3 0	285 A	Coppin St.	0 3
						322 A	Hampton	3 0	323 H	Delaware St.	3 0
						242 H	UMES	0 3	322 H	Hampton	2 3
						222 H	Howard	0 3	222 A	Howard	0 3

Non-Div. I Games:

Norfolk St.

Average RPI Win: 331		WON-LOST	WINNING	LAST 10	STRENGTH OF		OPP. STRENGTH	TEAM	ADJ	CONF.	ADJ CONF.
Average RPI Loss: 233		RECORD	PCT. RANK	GAMES	SCHEDULE		OF SCHEDULE	RPI	RPI	RPI	RPI
DIV. I ONLY		7- 25	.21875 296	4- 5	316		325	320	.32911 320	32	32
DIV. I NON-CONF.		0- 15	0 319	0- 0	177		226	316	.35966 317	32	32
TOTALS		RPI 1-25	RPI 26-50	W-L RECORDS	RPI 51-100		RPI 101-150		RPI 150+		
7- 25	0- 0		0- 0	OVERALL	0- 3		0- 1		7- 21		
2- 5	0- 0		0- 0	HOME	0- 1		0- 0		2- 4		
2- 9	0- 0		0- 0	AWAY	0- 1		0- 1		2- 7		
3- 11	0- 0		0- 0	NEUTRAL	0- 1		0- 0		3- 10		
0- 15	0- 0		0- 0	NON-CONFERENCE	0- 3		0- 1		0- 11		
0- 3	0- 0		0- 0	HOME	0- 1		0- 0		0- 2		
0- 6	0- 0		0- 0	AWAY	0- 1		0- 1		0- 4		
0- 6	0- 0		0- 0	NEUTRAL	0- 1		0- 0		0- 5		
7- 10	0- 0		0- 0	CONFERENCE	0- 0		0- 0		7- 10		
2- 2	0- 0		0- 0	HOME	0- 0		0- 0		2- 2		
2- 3	0- 0		0- 0	AWAY	0- 0		0- 0		2- 3		
3- 5	0- 0		0- 0	NEUTRAL	0- 0		0- 0		3- 5		
RPI S	Opponent	Score	RPI S	Opponent	Score	RPI S	Opponent	Score	RPI S	Opponent	Score
						64 N	UTSA	0 3	105 A	Texas St.	0 3
						67 A	A&M-Corpus Christi	0 3	168 A	Stephen F. Austin	0 3
						67 H	A&M-Corpus Christi	0 3	180 A	Houston Baptist	0 3
									180 H	Houston Baptist	0 3
									190 A	McNeese St.	0 3
									195 A	Sam Houston St.	0 3
									217 N	Lamar	0 3
									237 N	Tulane	0 3
									249 N	Southeastern La.	0 3
									251 H	UTRGV	0 3
									284 N	Nicholls St.	0 3
									293 N	Alabama St.	0 3
									293 N	Alabama St.	1 3
									301 A	Texas Southern	0 3
									301 H	Texas Southern	1 3
									301 N	Texas Southern	0 3
									304 N	Montana St.	0 3
									307 A	Jackson St.	1 3
									316 N	Alabama A&M	1 3
									316 N	Alabama A&M	0 3
									325 A	Southern U.	1 3
									325 H	Southern U.	2 3
									326 A	Ark.-Pine Bluff	3 0
									326 H	Ark.-Pine Bluff	3 0
									332 A	Grambling	3 0
									332 H	Grambling	3 0
									333 N	Alcorn	3 2
LAST 10 GAMES											
				316 N	Alabama A&M	0 3	326 A	Ark.-Pine Bluff	3 0		
				333 N	Alcorn	3 2	332 A	Grambling	3 0		
				293 N	Alabama St.	1 3	326 H	Ark.-Pine Bluff	3 0		
				301 A	Texas Southern	0 3	325 A	Southern U.	1 3		
				325 H	Southern U.	2 3	333 N	Alcorn	3 1		

Non-Div. I Games: Huston-Tillotson 3 0 Huston-Tillotson 3 0

Prairie View

RPI	S	Opponent	Score	
333	N	Alcorn	3	1
334	N	Mississippi Val.	3	1

Prairie View

P
r
a
i
r
i
e
V
i
e
w

P
r
a
i
r
i
e
V
i
e
w

Average RPI Win:	328	WON-LOST RECORD	WINNING PCT. RANK	LAST 10 GAMES	STRENGTH OF SCHEDULE	OPP. STRENGTH OF SCHEDULE	TEAM RPI	ADJ RPI	CONF. RPI	ADJ CONF. RPI	
Average RPI Loss:	254										
DIV. I ONLY	7- 14	.33333	246	3- 7	333	330	323	.32832	321	31	31
DIV. I NON-CONF.	1- 6	.14286	305	0- 2	252	310	316	.36246	314	31	31
<hr/>											
TOTALS	RPI 1-25	RPI 26-50		W-L RECORDS	RPI 51-100		RPI 101-150		RPI 150+		
7- 14	0- 0	0- 0		OVERALL	0- 0		0- 1		7- 13		
4- 5	0- 0	0- 0		HOME	0- 0		0- 1		4- 4		
2- 7	0- 0	0- 0		AWAY	0- 0		0- 0		2- 7		
1- 2	0- 0	0- 0		NEUTRAL	0- 0		0- 0		1- 2		
<hr/>											
1- 6	0- 0	0- 0		NON-CONFERENCE	0- 0		0- 1		1- 5		
0- 3	0- 0	0- 0		HOME	0- 0		0- 1		0- 2		
0- 3	0- 0	0- 0		AWAY	0- 0		0- 0		0- 3		
1- 0	0- 0	0- 0		NEUTRAL	0- 0		0- 0		1- 0		
<hr/>											
6- 8	0- 0	0- 0		CONFERENCE	0- 0		0- 0		6- 8		
4- 2	0- 0	0- 0		HOME	0- 0		0- 0		4- 2		
2- 4	0- 0	0- 0		AWAY	0- 0		0- 0		2- 4		
0- 2	0- 0	0- 0		NEUTRAL	0- 0		0- 0		0- 2		
<hr/>											
RPI S	Opponent	Score	RPI S	Opponent	Score	RPI S	Opponent	Score	RPI S	Opponent	Score
						116 H UNCG 0 3					
						179 A High Point 0 3					
						194 H Campbell 0 3					
						242 A UMES 0 3					
						243 A Davidson 1 3					
						255 A Bethune-Cookman 1 3					
						255 H Bethune-Cookman 0 3					
						262 A Elon 0 3					
						287 N Morgan St. 0 3					
						289 A Florida A&M 0 3					
						289 H Florida A&M 1 3					
						293 H Alabama St. 1 3					
						319 H Norfolk St. 3 2					
						323 N Delaware St. 2 3					
						328 A N.C. Central 0 3					
						328 H N.C. Central 3 1					
						329 A South Carolina St. 3 1					
						329 H South Carolina St. 3 0					
						330 N Quinnipiac 3 2					
						331 A Savannah St. 3 0					
331 H Savannah St. 3 0											
<hr/>											
			LAST 10 GAMES								
			287 N Morgan St. 0 3			328 H N.C. Central 3 1					
			289 H Florida A&M 1 3			262 A Elon 0 3					
			255 H Bethune-Cookman 0 3			243 A Davidson 1 3					
			329 A South Carolina St. 3 1			289 A Florida A&M 0 3					
			331 A Savannah St. 3 0			255 A Bethune-Cookman 1 3					

Non-Div. I Games:

N.C. A&T

Average RPI Win:	309	WON-LOST	WINNING	LAST 10	STRENGTH OF	OPP. STRENGTH	TEAM	ADJ	CONF.	ADJ CONF.											
Average RPI Loss:	236	RECORD	PCT. RANK	GAMES	SCHEDULE	OF SCHEDULE	RPI	RPI	RPI	RPI											
DIV. I ONLY		3- 22	.12 326	3- 7	311	304	326	.32111	322	31	31										
DIV. I NON-CONF.		0- 13	0 319	0- 0	282	243	326	.31539	326	31	31										
<hr/>																					
TOTALS	RPI 1-25	RPI 26-50		W-L RECORDS		RPI 51-100		RPI 101-150		RPI 150+											
3- 22	0- 0	0- 0		OVERALL		0- 0		0- 2		3- 20											
1- 5	0- 0	0- 0		HOME		0- 0		0- 0		1- 5											
2- 9	0- 0	0- 0		AWAY		0- 0		0- 0		2- 9											
0- 8	0- 0	0- 0		NEUTRAL		0- 0		0- 2		0- 6											
<hr/>																					
0- 13	0- 0	0- 0		NON-CONFERENCE		0- 0		0- 2		0- 11											
0- 0	0- 0	0- 0		HOME		0- 0		0- 0		0- 0											
0- 5	0- 0	0- 0		AWAY		0- 0		0- 0		0- 5											
0- 8	0- 0	0- 0		NEUTRAL		0- 0		0- 2		0- 6											
<hr/>																					
3- 9	0- 0	0- 0		CONFERENCE		0- 0		0- 0		3- 9											
1- 5	0- 0	0- 0		HOME		0- 0		0- 0		1- 5											
2- 4	0- 0	0- 0		AWAY		0- 0		0- 0		2- 4											
0- 0	0- 0	0- 0		NEUTRAL		0- 0		0- 0		0- 0											
<hr/>																					
RPI S	Opponent	Score	RPI S	Opponent	Score	RPI S	Opponent	Score	RPI S	Opponent	Score										
									110 N	Tennessee	0	3									
									116 N	UNCG	0	3									
									154 A	North Carolina St.	0	3									
									167 A	Liberty	0	3									
									184 A	VCU	1	3									
									194 N	Campbell	0	3									
									218 N	Western Caro.	0	3									
									222 A	Howard	0	3									
									222 H	Howard	1	3									
									242 A	UMES	0	3									
									242 H	UMES	0	3									
									243 A	Davidson	0	3									
									246 N	William & Mary	1	3									
									254 A	East Carolina	0	3									
									254 N	East Carolina	0	3									
									285 A	Coppin St.	3	2									
									285 H	Coppin St.	2	3									
									287 A	Morgan St.	0	3									
									287 H	Morgan St.	1	3									
									310 N	Presbyterian	0	3									
									315 N	Fairleigh Dickinson	0	3									
									LAST 10 GAMES									319 A	Norfolk St.	3	2
																		319 H	Norfolk St.	0	3
																		323 A	Delaware St.	2	3
																		323 H	Delaware St.	3	1
222 H	Howard	1	3																		
285 A Coppin St.									242 A UMES			0 3									

Non-Div. I Games:

Hampton

Average RPI Win:	324	WON-LOST RECORD	WINNING PCT. RANK	LAST 10 GAMES	STRENGTH OF SCHEDULE	OPP. STRENGTH OF SCHEDULE	TEAM RPI	ADJ RPI	CONF. RPI	ADJ CONF. RPI
DIV. I ONLY		3- 25	.10714 327	1- 9	294	321	321	.3211 323	31	31
DIV. I NON-CONF.		1- 13	.07143 314	0- 2	236	305	319	.34671 319	31	31
TOTALS	RPI 1-25		RPI 26-50	W-L RECORDS		RPI 51-100		RPI 101-150		RPI 150+
3- 25	0- 0		0- 0	OVERALL		0- 2		0- 1		3- 22
1- 6	0- 0		0- 0	HOME		0- 1		0- 0		1- 5
0- 13	0- 0		0- 0	AWAY		0- 1		0- 0		0- 12
2- 6	0- 0		0- 0	NEUTRAL		0- 0		0- 1		2- 5
1- 13	0- 0		0- 0	NON-CONFERENCE		0- 2		0- 1		1- 10
0- 1	0- 0		0- 0	HOME		0- 1		0- 0		0- 0
0- 6	0- 0		0- 0	AWAY		0- 1		0- 0		0- 5
1- 6	0- 0		0- 0	NEUTRAL		0- 0		0- 1		1- 5
2- 12	0- 0		0- 0	CONFERENCE		0- 0		0- 0		2- 12
1- 5	0- 0		0- 0	HOME		0- 0		0- 0		1- 5
0- 7	0- 0		0- 0	AWAY		0- 0		0- 0		0- 7
1- 0	0- 0		0- 0	NEUTRAL		0- 0		0- 0		1- 0
RPI S Opponent Score		RPI S Opponent Score		RPI S Opponent Score		RPI S Opponent Score		RPI S Opponent Score		
				83 A Towson 0 3		110 N Tennessee 0 3				
				83 H Towson 1 3		158 N Fairfield 0 3				
						193 A Penn 0 3				
						199 N Colgate 0 3				
						222 A Howard 1 3				
						222 H Howard 1 3				
						232 A Bucknell 0 3				
						239 A Stony Brook 0 3				
						242 A UMES 0 3				
						242 A UMES 0 3				
						242 H UMES 0 3				
						256 N Manhattan 2 3				
						257 N Providence 0 3				
						285 A Coppin St. 1 3				
						285 H Coppin St. 0 3				
						287 A Morgan St. 0 3				
						287 H Morgan St. 0 3				
						299 A La Salle 0 3				
						315 A Fairleigh Dickinson 0 3				
						317 N Saint Francis (PA) 1 3				
						319 A Norfolk St. 0 3				
						319 H Norfolk St. 0 3				
				LAST 10 GAMES						
				83 H Towson 1 3		287 H Morgan St. 0 3				
				322 H Hampton 3 2		285 A Coppin St. 1 3				
				319 H Norfolk St. 0 3		222 H Howard 1 3				
				242 H UMES 0 3		239 A Stony Brook 0 3				
				322 A Hampton 1 3		319 A Norfolk St. 0 3				
						321 N N.C. A&T 3 2				
						322 A Hampton 1 3				
						322 H Hampton 3 2				
						330 N Quinnipiac 3 1				

Non-Div. I Games:

Delaware St.

Average RPI Win: 310		WON-LOST	WINNING	LAST 10	STRENGTH OF		OPP. STRENGTH	TEAM	ADJ	CONF.	ADJ CONF.
Average RPI Loss: 256		RECORD	PCT. RANK	GAMES	SCHEDULE		OF SCHEDULE	RPI	RPI	RPI	RPI
DIV. I ONLY		4- 24	.14286	320	1- 9		314	314	324	.31767	324
DIV. I NON-CONF.		2- 8	.2	286	0- 0		332	314	330	.29837	332
TOTALS		RPI 1-25	RPI 26-50		W-L RECORDS		RPI 51-100		RPI 101-150		RPI 150+
4- 24	0- 0	0- 0		OVERALL		0- 0		0- 0		4- 24	
2- 9	0- 0	0- 0		HOME		0- 0		0- 0		2- 9	
1- 13	0- 0	0- 0		AWAY		0- 0		0- 0		1- 13	
1- 2	0- 0	0- 0		NEUTRAL		0- 0		0- 0		1- 2	
2- 8	0- 0	0- 0		NON-CONFERENCE		0- 0		0- 0		2- 8	
1- 1	0- 0	0- 0		HOME		0- 0		0- 0		1- 1	
0- 5	0- 0	0- 0		AWAY		0- 0		0- 0		0- 5	
1- 2	0- 0	0- 0		NEUTRAL		0- 0		0- 0		1- 2	
2- 16	0- 0	0- 0		CONFERENCE		0- 0		0- 0		2- 16	
1- 8	0- 0	0- 0		HOME		0- 0		0- 0		1- 8	
1- 8	0- 0	0- 0		AWAY		0- 0		0- 0		1- 8	
0- 0	0- 0	0- 0		NEUTRAL		0- 0		0- 0		0- 0	
RPI S	Opponent	Score	RPI S	Opponent	Score	RPI S	Opponent	Score	RPI S	Opponent	Score
									156 A	Lehigh	0 3
									158 A	Fairfield	0 3
									158 H	Fairfield	0 3
									183 A	Marist	0 3
									183 H	Marist	0 3
									207 A	Siena	0 3
									207 H	Siena	0 3
									256 A	Manhattan	0 3
									256 H	Manhattan	1 3
									257 A	Providence	0 3
									271 A	Niagara	0 3
									271 H	Niagara	0 3
									282 H	Fordham	1 3
									283 A	Rider	0 3
									283 H	Rider	0 3
									294 A	Canisius	0 3
									294 H	Canisius	0 3
									296 A	Iona	3 2
									296 H	Iona	2 3
									297 A	NJIT	0 3
									297 H	NJIT	3 2
									300 A	Lafayette	2 3
									300 N	Lafayette	1 3
									314 A	St. Francis Brooklyn	0 3
									315 N	Fairleigh Dickinson	0 3
									315 N	Fairleigh Dickinson	3 2
									330 A	Quinnipiac	2 3
			LAST 10 GAMES								
			294 A	Canisius	0 3	283 A	Rider	0 3	300 N	Lafayette	1 3
			271 A	Niagara	0 3	207 A	Siena	0 3	314 A	St. Francis Brooklyn	0 3
			296 H	Iona	2 3	183 A	Marist	0 3	315 N	Fairleigh Dickinson	0 3
			330 H	Quinnipiac	3 1	256 H	Manhattan	1 3	315 N	Fairleigh Dickinson	3 2
			158 H	Fairfield	0 3	271 H	Niagara	0 3	330 A	Quinnipiac	2 3

Non-Div. I Games:

Saint Peter's

Saint Peter's

Average RPI Win:	323	WON-LOST RECORD	WINNING PCT. RANK	LAST 10 GAMES	STRENGTH OF SCHEDULE	OPP. STRENGTH OF SCHEDULE	TEAM RPI	ADJ RPI	CONF. RPI	ADJ CONF. RPI								
DIV. I ONLY		10- 21	.32258	251	6- 4	330	331	325	.3176	32	32							
DIV. I NON-CONF.		0- 13	0	319	0- 0	291	296	331	.308	32	32							
<hr/>																		
TOTALS	RPI 1-25	RPI 26-50		W-L RECORDS		RPI 51-100		RPI 101-150		RPI 150+								
10- 21	0- 0	0- 0		OVERALL		0- 0		0- 1		10- 20								
5- 5	0- 0	0- 0		HOME		0- 0		0- 0		5- 5								
4- 7	0- 0	0- 0		AWAY		0- 0		0- 1		4- 6								
1- 9	0- 0	0- 0		NEUTRAL		0- 0		0- 0		1- 9								
<hr/>																		
0- 13	0- 0	0- 0		NON-CONFERENCE		0- 0		0- 1		0- 12								
0- 2	0- 0	0- 0		HOME		0- 0		0- 0		0- 2								
0- 5	0- 0	0- 0		AWAY		0- 0		0- 1		0- 4								
0- 6	0- 0	0- 0		NEUTRAL		0- 0		0- 0		0- 6								
<hr/>																		
10- 8	0- 0	0- 0		CONFERENCE		0- 0		0- 0		10- 8								
5- 3	0- 0	0- 0		HOME		0- 0		0- 0		5- 3								
4- 2	0- 0	0- 0		AWAY		0- 0		0- 0		4- 2								
1- 3	0- 0	0- 0		NEUTRAL		0- 0		0- 0		1- 3								
<hr/>																		
RPI S	Opponent	Score	RPI S	Opponent	Score	RPI S	Opponent	Score	RPI S	Opponent	Score							
									108 A	Southern Miss.	0	3						
									217 N	Lamar	0	3						
									229 N	San Jose St.	0	3						
									238 H	Tennessee St.	0	3						
									244 A	Louisiana Tech	0	3						
									247 N	Mercer	0	3						
									248 A	New Orleans	0	3						
									249 H	Southeastern La.	2	3						
									250 N	La.-Monroe	0	3						
									251 A	UTRGV	0	3						
									277 N	Incarnate Word	0	3						
									284 N	Nicholls St.	0	3						
									292 A	La.-Lafayette	0	3						
									293 N	Alabama St.	1	3						
									301 A	Texas Southern	1	3						
									301 H	Texas Southern	3	1						
									301 H	Texas Southern	1	3						
									307 A	Jackson St.	3	1						
									316 H	Alabama A&M	1	3						
									316 N	Alabama A&M	0	3						
									320 A	Prairie View	3	2						
												LAST 10 GAMES			320 H	Prairie View	3	1
															326 A	Ark.-Pine Bluff	3	1
															333 A	Alcorn	1	3
															326 H	Ark.-Pine Bluff	3	1
326 H	Ark.-Pine Bluff	0	3															
332 H	Grambling	3	2															
301 A	Texas Southern	1	3	334 N	Mississippi Val.	3	0	332 H	Grambling	3	0							

Non-Div. I Games:

Southern U.

Southern U.

Average RPI Win: 332		WON-LOST RECORD		WINNING PCT. RANK		LAST 10 GAMES		STRENGTH OF SCHEDULE		OPP. STRENGTH OF SCHEDULE		TEAM RPI		ADJ RPI		CONF. RPI		ADJ CONF. RPI																																																																																																																																															
DIV. I ONLY		6- 24		.2 304		2- 8		321		320		322		.30793 326		32		32																																																																																																																																															
DIV. I NON-CONF.		0- 13		0 319		0- 0		102		154		300		.3868 303		32		32																																																																																																																																															
TOTALS		RPI 1-25		RPI 26-50		W-L RECORDS		RPI 51-100		RPI 101-150		RPI 150+																																																																																																																																																					
6- 24		0- 1		0- 1		OVERALL		0- 2		0- 4		6- 16																																																																																																																																																					
2- 3		0- 0		0- 0		HOME		0- 0		0- 0		2- 3																																																																																																																																																					
3- 8		0- 0		0- 0		AWAY		0- 2		0- 2		3- 4																																																																																																																																																					
1- 13		0- 1		0- 1		NEUTRAL		0- 0		0- 2		1- 9																																																																																																																																																					
0- 13		0- 1		0- 1		NON-CONFERENCE		0- 2		0- 4		0- 5																																																																																																																																																					
0- 0		0- 0		0- 0		HOME		0- 0		0- 0		0- 0																																																																																																																																																					
0- 4		0- 0		0- 0		AWAY		0- 2		0- 2		0- 0																																																																																																																																																					
0- 9		0- 1		0- 1		NEUTRAL		0- 0		0- 2		0- 5																																																																																																																																																					
6- 11		0- 0		0- 0		CONFERENCE		0- 0		0- 0		6- 11																																																																																																																																																					
2- 3		0- 0		0- 0		HOME		0- 0		0- 0		2- 3																																																																																																																																																					
3- 4		0- 0		0- 0		AWAY		0- 0		0- 0		3- 4																																																																																																																																																					
1- 4		0- 0		0- 0		NEUTRAL		0- 0		0- 0		1- 4																																																																																																																																																					
RPI	S	Opponent		Score		RPI	S	Opponent		Score		RPI	S	Opponent		Score																																																																																																																																																	
11	N	BYU		0 3		32	N	Purdue		0 3		70	A	Saint Louis		0 3		115	N	Little Rock		0 3																																																																																																																																											
												70	A	Saint Louis		0 3		128	A	Memphis		0 3																																																																																																																																											
																								130	A	Mississippi St.		0 3																																																																																																																																					
																																				139	N	North Dakota		0 3																																																																																																																									
																																																184	N	Southern Utah		0 3																																																																																																													
																																																												213	N	USC Upstate		0 3																																																																																																	
																																																																								250	N	La.-Monroe		0 3																																																																																					
																																																																																				269	N	Tennessee Tech		0 3																																																																									
																																																																																																270	N	UT Martin		0 3																																																													
																																																																																																												293	N	Alabama St.		0 3																																																	
																																																																																																																								301	A	Texas Southern		0 3																																					
																																																																																																																																				301	H	Texas Southern		2 3																									
																																																																																																																																																307	A	Jackson St.		0 3													
																																																																																																																																																												307	N	Jackson St.		0 3	

[illegible]

Non-Div. I Games:

UMass Lowell

RPI	S	Opponent	Score	
318	H	Hartford	0	3
330	H	Quinnipiac	2	3
330	H	Quinnipiac	3	2
334	N	Mississippi Val.	3	0

UMass Lowell

U
M
a
s
s
L
o
w
e
l
l

U
M
a
s
s
L
o
w
e
l
l

Average RPI Win:	318	WON-LOST	WINNING	LAST 10	STRENGTH OF	OPP. STRENGTH	TEAM	ADJ	CONF.	ADJ CONF.	
Average RPI Loss:	251	RECORD	PCT. RANK	GAMES	SCHEDULE	OF SCHEDULE	RPI	RPI	RPI	RPI	
DIV. I ONLY	5- 24	.17241	315	2- 8	327	315	328	.30085	328	31	31
DIV. I NON-CONF.	0- 17	0	319	0- 3	304	276	332	.30144	330	31	31
<hr/>											
TOTALS	RPI 1-25	RPI 26-50		W-L RECORDS		RPI 51-100		RPI 101-150		RPI 150+	
5- 24	0- 0	0- 0		OVERALL		0- 1		0- 0		5- 23	
3- 6	0- 0	0- 0		HOME		0- 0		0- 0		3- 6	
1- 11	0- 0	0- 0		AWAY		0- 1		0- 0		1- 10	
1- 7	0- 0	0- 0		NEUTRAL		0- 0		0- 0		1- 7	
<hr/>											
0- 17	0- 0	0- 0		NON-CONFERENCE		0- 1		0- 0		0- 16	
0- 4	0- 0	0- 0		HOME		0- 0		0- 0		0- 4	
0- 6	0- 0	0- 0		AWAY		0- 1		0- 0		0- 5	
0- 7	0- 0	0- 0		NEUTRAL		0- 0		0- 0		0- 7	
<hr/>											
5- 7	0- 0	0- 0		CONFERENCE		0- 0		0- 0		5- 7	
3- 2	0- 0	0- 0		HOME		0- 0		0- 0		3- 2	
1- 5	0- 0	0- 0		AWAY		0- 0		0- 0		1- 5	
1- 0	0- 0	0- 0		NEUTRAL		0- 0		0- 0		1- 0	
<hr/>											
RPI S	Opponent	Score	RPI S	Opponent	Score	RPI S	Opponent	Score	RPI S	Opponent	Score
						75 A	James Madison	0 3	153 A	South Carolina	0 3
									154 N	North Carolina St.	0 3
									177 N	Wake Forest	2 3
									194 A	Campbell	0 3
									223 N	Georgetown	0 3
									236 A	Winthrop	0 3
									236 H	Winthrop	0 3
									242 A	UMES	0 3
									249 N	Southeastern La.	0 3
									254 H	East Carolina	0 3
									255 A	Bethune-Cookman	0 3
									255 H	Bethune-Cookman	1 3
									256 N	Manhattan	0 3
									262 A	Elon	0 3
									289 A	Florida A&M	0 3
									289 H	Florida A&M	3 1
									293 H	Alabama St.	1 3
									306 N	Charleston So.	0 3
									309 N	Loyola Maryland	2 3
									311 A	Gardner-Webb	1 3
									311 H	Gardner-Webb	0 3
			LAST 10 GAMES						319 N	Norfolk St.	3 2
			236 A	Winthrop	0 3	321 A	N.C. A&T	1 3	321 A	N.C. A&T	1 3
			255 H	Bethune-Cookman	1 3	194 A	Campbell	0 3	321 H	N.C. A&T	3 0
			289 H	Florida A&M	3 1	311 H	Gardner-Webb	0 3	329 A	South Carolina St.	0 3
			331 A	Savannah St.	3 0	255 A	Bethune-Cookman	0 3	329 H	South Carolina St.	0 3
			329 A	South Carolina St.	0 3	289 A	Florida A&M	0 3	331 A	Savannah St.	3 0

Non-Div. I Games:

N.C. Central

N.C. Central

Average RPI Win:	330	WON-LOST RECORD	WINNING PCT. RANK	LAST 10 GAMES	STRENGTH OF SCHEDULE	OPP. STRENGTH OF SCHEDULE	TEAM RPI	ADJ RPI	CONF. RPI	ADJ CONF. RPI											
Average RPI Loss:	268																				
DIV. I ONLY		4- 19	.17391 314	2- 8	329	326	330	.29029 329	31	31											
DIV. I NON-CONF.		0- 12	0 319	0- 4	299	323	333	.29302 333	31	31											
<hr/>																					
TOTALS	RPI 1-25	RPI 26-50		W-L RECORDS	RPI 51-100		RPI 101-150		RPI 150+												
4- 19	0- 0	0- 0		OVERALL	0- 0		0- 0		4- 19												
2- 6	0- 0	0- 0		HOME	0- 0		0- 0		2- 6												
2- 8	0- 0	0- 0		AWAY	0- 0		0- 0		2- 8												
0- 5	0- 0	0- 0		NEUTRAL	0- 0		0- 0		0- 5												
<hr/>																					
0- 12	0- 0	0- 0		NON-CONFERENCE	0- 0		0- 0		0- 12												
0- 3	0- 0	0- 0		HOME	0- 0		0- 0		0- 3												
0- 5	0- 0	0- 0		AWAY	0- 0		0- 0		0- 5												
0- 4	0- 0	0- 0		NEUTRAL	0- 0		0- 0		0- 4												
<hr/>																					
4- 7	0- 0	0- 0		CONFERENCE	0- 0		0- 0		4- 7												
2- 3	0- 0	0- 0		HOME	0- 0		0- 0		2- 3												
2- 3	0- 0	0- 0		AWAY	0- 0		0- 0		2- 3												
0- 1	0- 0	0- 0		NEUTRAL	0- 0		0- 0		0- 1												
<hr/>																					
RPI S	Opponent	Score	RPI S	Opponent	Score	RPI S	Opponent	Score	RPI S	Opponent	Score										
									179 A	High Point	0	3									
									211 H	Wofford	1	3									
									213 H	USC Upstate	1	3									
									222 N	Howard	0	3									
									241 A	UNC Asheville	1	3									
									247 A	Mercer	0	3									
									248 N	New Orleans	0	3									
									255 A	Bethune-Cookman	1	3									
									255 H	Bethune-Cookman	0	3									
									268 N	Georgia St.	0	3									
									289 A	Florida A&M	1	3									
									289 H	Florida A&M	0	3									
									293 H	Alabama St.	0	3									
									305 N	The Citadel	1	3									
									306 A	Charleston So.	1	3									
									309 N	Loyola Maryland	1	3									
									311 A	Gardner-Webb	0	3									
									321 A	N.C. A&T	0	3									
									321 H	N.C. A&T	1	3									
									328 A	N.C. Central	3	0									
									328 H	N.C. Central	3	0									
												LAST 10 GAMES						331 A	Savannah St.	3	0
																		331 H	Savannah St.	3	0
																		222 N	Howard	0	3
																		293 H	Alabama St.	0	3
311 A	Gardner-Webb	0	3																		
									211 H	Wofford	1	3									
									306 A	Charleston So.	1	3									
									321 H	N.C. A&T	1	3									
									255 A	Bethune-Cookman	1	3									
									328 H	N.C. Central	3	0									

Non-Div. I Games:

South Carolina St.

[illegible]

Non-Div. I Games:

Quinnipiac

RPI	S	Opponent	Score	
324	A	Saint Peter's	1	3
324	H	Saint Peter's	3	2
327	A	UMass Lowell	3	2
327	A	UMass Lowell	2	3

Quinnipiac

Q
u
i
n
n
i
p
i
a
c

Q
u
i
n
n
i
p
i
a
c

Average RPI Win:		0	WON-LOST		WINNING		LAST 10		STRENGTH OF		OPP. STRENGTH		TEAM		ADJ		CONF.		ADJ CONF.				
Average RPI Loss:		240	RECORD		PCT. RANK		GAMES		SCHEDULE		OF SCHEDULE		RPI		RPI		RPI		RPI				
DIV. I ONLY			0- 31		0 333		0- 10		317		309		333		.27137 331		31		31				
DIV. I NON-CONF.			0- 21		0 319		0- 4		225		266		321		.33546 321		31		31				
TOTALS		RPI 1-25		RPI 26-50		W-L RECORDS		RPI 51-100		RPI 101-150		RPI 150+											
0- 31		0- 1		0- 1		OVERALL		0- 1		0- 4		0- 24											
0- 11		0- 0		0- 0		HOME		0- 0		0- 1		0- 10											
0- 12		0- 0		0- 1		AWAY		0- 0		0- 2		0- 9											
0- 8		0- 1		0- 0		NEUTRAL		0- 1		0- 1		0- 5											
0- 21		0- 1		0- 1		NON-CONFERENCE		0- 1		0- 4		0- 14											
0- 6		0- 0		0- 0		HOME		0- 0		0- 1		0- 5											
0- 7		0- 0		0- 1		AWAY		0- 0		0- 2		0- 4											
0- 8		0- 1		0- 0		NEUTRAL		0- 1		0- 1		0- 5											
0- 10		0- 0		0- 0		CONFERENCE		0- 0		0- 0		0- 10											
0- 5		0- 0		0- 0		HOME		0- 0		0- 0		0- 5											
0- 5		0- 0		0- 0		AWAY		0- 0		0- 0		0- 5											
0- 0		0- 0		0- 0		NEUTRAL		0- 0		0- 0		0- 0											
RPI	S	Opponent		Score		RPI	S	Opponent		Score		RPI	S	Opponent		Score		RPI	S	Opponent		Score	
2	N	Texas		0	3	50	A	Arizona		0	3	62	N	New Mexico St.		0	3	102	A	Kennesaw St.		0	3
																		119	N	Loyola Chicago		0	3
																		122	A	Valparaiso		0	3
																		138	H	North Florida		0	3
																		155	N	FIU		0	3
																		226	A	Ga. Southern		0	3
																		247	H	Mercer		0	3
																		254	H	East Carolina		0	3
																		255	A	Bethune-Cookman		0	3
																		255	H	Bethune-Cookman		0	3
																		262	N	Elon		0	3
																		273	N	Austin Peay		0	3
																		289	A	Florida A&M		0	3
																		289	H	Florida A&M		0	3
																		290	A	UAB		0	3
																		293	H	Alabama St.		0	3
																		293	N	Alabama St.		0	3
																		295	N	Jacksonville St.		0	3
305	A	The Citadel		1	3																		
305	H	The Citadel		0	3																		
306	A	Charleston So.		0	3																		
306	H	Charleston So.		0	3																		
LAST 10 GAMES																							
329 H South Carolina St.						0	3	293 H Alabama St.						0	3	321 A N.C. A&T						0	3
328 H N.C. Central						0	3	305 A The Citadel						1	3	321 H N.C. A&T						0	3
321 H N.C. A&T						0	3	247 H Mercer						0	3	328 A N.C. Central						0	3
289 A Florida A&M						0	3	329 A South Carolina St.						0	3	328 H N.C. Central						0	3
255 A Bethune-Cookman						0	3	138 H North Florida						0	3	329 A South Carolina St.						0	3

Non-Div. I Games:

Savannah St.

Average RPI Win: 334		WON-LOST	WINNING	LAST 10	STRENGTH OF		OPP. STRENGTH	TEAM	ADJ	CONF.	ADJ CONF.
Average RPI Loss: 265		RECORD	PCT. RANK	GAMES	SCHEDULE		OF SCHEDULE	RPI	RPI	RPI	RPI
DIV. I ONLY		4- 24	.14286	320	0- 9		328	332	332	.26721	332
DIV. I NON-CONF.		0- 11	0	319	0- 3		153	282	315	.36043	316
TOTALS		RPI 1-25	RPI 26-50		W-L RECORDS		RPI 51-100		RPI 101-150		RPI 150+
4- 24	0- 0	0- 0		OVERALL		0- 1		0- 1		4- 22	
1- 5	0- 0	0- 0		HOME		0- 0		0- 0		1- 5	
2- 11	0- 0	0- 0		AWAY		0- 0		0- 1		2- 10	
1- 8	0- 0	0- 0		NEUTRAL		0- 1		0- 0		1- 7	
0- 11	0- 0	0- 0		NON-CONFERENCE		0- 1		0- 1		0- 9	
0- 0	0- 0	0- 0		HOME		0- 0		0- 0		0- 0	
0- 6	0- 0	0- 0		AWAY		0- 0		0- 1		0- 5	
0- 5	0- 0	0- 0		NEUTRAL		0- 1		0- 0		0- 4	
4- 13	0- 0	0- 0		CONFERENCE		0- 0		0- 0		4- 13	
1- 5	0- 0	0- 0		HOME		0- 0		0- 0		1- 5	
2- 5	0- 0	0- 0		AWAY		0- 0		0- 0		2- 5	
1- 3	0- 0	0- 0		NEUTRAL		0- 0		0- 0		1- 3	
RPI S	Opponent	Score	RPI S	Opponent	Score	RPI S	Opponent	Score	RPI S	Opponent	Score
						67 N	A&M-Corpus Christi	0 3	121 A	Texas-Arlington	0 3
									168 A	Stephen F. Austin	0 3
									194 N	Campbell	0 3
									209 N	DePaul	0 3
									219 N	Radford	0 3
									238 N	Tennessee St.	0 3
									244 A	Louisiana Tech	0 3
									248 A	New Orleans	0 3
									250 A	La.-Monroe	0 3
									268 A	Georgia St.	0 3
									293 N	Alabama St.	0 3
									301 A	Texas Southern	0 3
									301 H	Texas Southern	0 3
									307 A	Jackson St.	0 3
									316 N	Alabama A&M	0 3
									320 A	Prairie View	0 3
									320 H	Prairie View	0 3
									325 A	Southern U.	0 3
									325 H	Southern U.	2 3
									326 A	Ark.-Pine Bluff	1 3
									326 H	Ark.-Pine Bluff	1 3
					LAST 10 GAMES				333 A	Alcorn	3 2
					326 A Ark.-Pine Bluff	1 3	244 A Louisiana Tech	0 3	333 H	Alcorn	0 3
					301 H Texas Southern	0 3	320 H Prairie View	0 3	333 N	Alcorn	2 3
					325 A Southern U.	0 3	250 A La.-Monroe	0 3	334 A	Mississippi Val.	3 2
					326 H Ark.-Pine Bluff	1 3	333 N Alcorn	2 3	334 H	Mississippi Val.	3 0
					168 A Stephen F. Austin	0 3	334 N Mississippi Val.	3 0	334 N	Mississippi Val.	3 0
Non-Div. I Games:	Tougaloo	3 2	Jarvis Christian	3 0	Texas Col.	3 1	Tougaloo	3 1			
	Texas Col.	3 0	Jarvis Christian	3 2	Southern Ark.	0 3	Grambling				

Average RPI Win: 330		WON-LOST RECORD		WINNING PCT. RANK		LAST 10 GAMES		STRENGTH OF SCHEDULE		OPP. STRENGTH OF SCHEDULE		TEAM RPI		ADJ RPI		CONF. RPI		ADJ CONF. RPI	
DIV. I ONLY		6- 20		.23077 295		3- 7		334		334		331		.26344 333		32		32	
DIV. I NON-CONF.		0- 6		0 319		0- 0		283		287		327		.30601 329		32		32	
TOTALS		RPI 1-25		RPI 26-50		W-L RECORDS		RPI 51-100		RPI 101-150		RPI 150+							
6- 20		0- 0		0- 0		OVERALL		0- 0		0- 0		6- 20							
2- 5		0- 0		0- 0		HOME		0- 0		0- 0		2- 5							
2- 4		0- 0		0- 0		AWAY		0- 0		0- 0		2- 4							
2- 11		0- 0		0- 0		NEUTRAL		0- 0		0- 0		2- 11							
0- 6		0- 0		0- 0		NON-CONFERENCE		0- 0		0- 0		0- 6							
0- 0		0- 0		0- 0		HOME		0- 0		0- 0		0- 0							
0- 1		0- 0		0- 0		AWAY		0- 0		0- 0		0- 1							
0- 5		0- 0		0- 0		NEUTRAL		0- 0		0- 0		0- 5							
6- 14		0- 0		0- 0		CONFERENCE		0- 0		0- 0		6- 14							
2- 5		0- 0		0- 0		HOME		0- 0		0- 0		2- 5							
2- 3		0- 0		0- 0		AWAY		0- 0		0- 0		2- 3							
2- 6		0- 0		0- 0		NEUTRAL		0- 0		0- 0		2- 6							
RPI	S	Opponent	Score	RPI	S	Opponent	Score	RPI	S	Opponent	Score	RPI	S	Opponent	Score				
										180	A Houston Baptist	0		3					
										211	N Wofford	0		3					
										244	N Louisiana Tech	0		3					
										250	N La.-Monroe	0		3					
										251	N UTRGV	0		3					
										293	A Alabama St.	0		3					
										293	H Alabama St.	0		3					
										295	N Jacksonville St.	0		3					
										301	N Texas Southern	0		3					
										301	N Texas Southern	0		3					
										307	A Jackson St.	0		3					
										307	H Jackson St.	0		3					
										316	H Alabama A&M	1		3					
										316	H Alabama A&M	1		3					
										316	N Alabama A&M	1		3					
										320	N Prairie View	1		3					
										320	N Prairie View	2		3					
										325	A Southern U.	1		3					
										325	H Southern U.	3		1					
										325	N Southern U.	3		1					
										326	N Ark.-Pine Bluff	0		3					
										332	A Grambling	3		0					
										332	H Grambling	2		3					
										332	N Grambling	3		2					
										334	A Mississippi Val.	3		0					
										334	H Mississippi Val.	3		2					
										316	H Alabama A&M	1		3					
										316	H Alabama A&M	1		3					
Non-Div. I Games:		Stillman		3 0		Concordia (AL)		3 0		Southern-N.O.		2 3		Tougaloo		3 0			
		Loyola (LA)		3 2		Tougaloo		3 2		Mississippi Col.		3 1		Loyola (LA)		Alcorn 0 3			

Non-Div. I Games:

Ark.-Monticello

0

3

Alcorn

A
l
c
o
r
n

A
l
c
o
r
n

Average RPI Win: 326		WON-LOST	WINNING	LAST 10	STRENGTH OF		OPP. STRENGTH	TEAM	ADJ	CONF.	ADJ CONF.
Average RPI Loss: 282		RECORD	PCT. RANK	GAMES	SCHEDULE		OF SCHEDULE	RPI	RPI	RPI	RPI
DIV. I ONLY		1- 24	.04	331	0- 7		331	333	334	.20547	334
DIV. I NON-CONF.		0- 8	0	319	0- 1		230	297	324	.31613	324
TOTALS		RPI 1-25	RPI 26-50		W-L RECORDS		RPI 51-100		RPI 101-150		RPI 150+
1- 24	0- 0	0- 0		OVERALL		0- 2		0- 1		1- 21	
0- 6	0- 0	0- 0		HOME		0- 0		0- 0		0- 6	
0- 9	0- 0	0- 0		AWAY		0- 0		0- 1		0- 8	
1- 9	0- 0	0- 0		NEUTRAL		0- 2		0- 0		1- 7	
0- 8	0- 0	0- 0		NON-CONFERENCE		0- 2		0- 1		0- 5	
0- 0	0- 0	0- 0		HOME		0- 0		0- 0		0- 0	
0- 3	0- 0	0- 0		AWAY		0- 0		0- 1		0- 2	
0- 5	0- 0	0- 0		NEUTRAL		0- 2		0- 0		0- 3	
1- 16	0- 0	0- 0		CONFERENCE		0- 0		0- 0		1- 16	
0- 6	0- 0	0- 0		HOME		0- 0		0- 0		0- 6	
0- 6	0- 0	0- 0		AWAY		0- 0		0- 0		0- 6	
1- 4	0- 0	0- 0		NEUTRAL		0- 0		0- 0		1- 4	
RPI S	Opponent	Score	RPI S	Opponent	Score	RPI S	Opponent	Score	RPI S	Opponent	Score
						77 N	Chattanooga	0 3	130 A	Mississippi St.	0 3
						95 N	Ole Miss	0 3	212 N	Stetson	0 3
									248 A	New Orleans	0 3
									290 A	UAB	0 3
									293 A	Alabama St.	0 3
									293 H	Alabama St.	0 3
									295 N	Jacksonville St.	0 3
									301 N	Texas Southern	1 3
									307 A	Jackson St.	0 3
									307 H	Jackson St.	1 3
									316 A	Alabama A&M	0 3
									316 H	Alabama A&M	2 3
									320 N	Prairie View	1 3
									325 N	Southern U.	0 3
									326 A	Ark.-Pine Bluff	0 3
									326 H	Ark.-Pine Bluff	0 3
									326 N	Ark.-Pine Bluff	3 0
									327 N	UMass Lowell	0 3
									332 A	Grambling	0 3
									332 H	Grambling	2 3
									332 N	Grambling	0 3
									333 A	Alcorn	2 3
									333 H	Alcorn	0 3
LAST 10 GAMES											
						316 H	Alabama A&M	2 3	333 A	Alcorn	2 3
						293 H	Alabama St.	0 3	325 N	Southern U.	0 3
						307 H	Jackson St.	1 3	301 N	Texas Southern	1 3
						333 H	Alcorn	0 3	332 N	Grambling	0 3
						248 A	New Orleans	0 3	326 N	Ark.-Pine Bluff	3 0
Non-Div. I Games:	Faulkner	1 3	Tougaloo	3 2	Tougaloo	3 0	Xavier (LA)	0 3	Ark.-Monticello	0 3	Mississippi Val.
	Mobile	0 3	Ark.-Monticello	1 3	Loyola (LA)	2 3					