

Average RPI Win: 157		WON-LOST	WINNING	LAST 15	STRENGTH OF		OPP. STRENGTH	TEAM	ADJ		CONF.	ADJ CONF.
Average RPI Loss: 98		RECORD	PCT. RANK	GAMES	SCHEDULE		OF SCHEDULE	RPI	RPI		RPI	RPI
DIV. I ONLY		35-24-0	.59322	72	12-3-0		128	134	85		9	8
DIV. I NON-CONF.		13-8-0	.61905	76	0-0-0		189	188	111		10	10
TOTALS		RPI 1-25	RPI 26-50		W-L RECORDS		RPI 51-100		RPI 101-150		RPI 150+	
35-24-0		2-2-0	1-6-0		OVERALL		5-6-0		12-7-0		15-3-0	
14-11-0		1-1-0	0-4-0		HOME		0-3-0		3-1-0		10-2-0	
17-10-0		1-1-0	1-2-0		AWAY		4-2-0		7-5-0		4-0-0	
4-3-0		0-0-0	0-0-0		NEUTRAL		1-1-0		2-1-0		1-1-0	
13-8-0		2-2-0	1-3-0		NON-CONFERENCE		0-0-0		0-1-0		10-2-0	
6-4-0		1-1-0	0-1-0		HOME		0-0-0		0-1-0		5-1-0	
6-3-0		1-1-0	1-0-		AWAY		0-0-0		0-0-0		4-0-0	
1-1-0		0-0-0	0-0-0		NEUTRAL		0-0-0		0-0-0		1-1-0	
22-16-0		0-0-0	0-3-0		CONFERENCE		5-6-0		12-6-0		5-1-0	
8-7-0		0-0-0	0-3-0		HOME		0-3-0		3-0-0		5-1-0	
11-7-0		0-0-0	0-0-0		AWAY		4-2-0		7-5-0		0-0-0	
3-2-0		0-0-0	0-0-0		NEUTRAL		1-1-0		2-1-0		0-0-0	
RPI S	Opponent	Score	RPI S	Opponent	Score	RPI S	Opponent	Score	RPI S	Opponent	Score	
11 A	Texas	8 7	32 H	Connecticut	0 7	59 A	Southeastern La.	7 1	108 A	Texas-Arlington	8 4	
11 H	Texas	1 8	40 H	Texas St.	7 13	59 A	Southeastern La.	1 11	108 A	Texas-Arlington	3 2	
12 A	Rice	5 7	40 H	Texas St.	3 5	59 A	Southeastern La.	2 11	108 A	Texas-Arlington	4 2	
25 H	Oregon St.	8 7	40 H	Texas St.	1 14	78 A	Sam Houston St.	6 4	120 A	Lamar	0 10	
			50 A	Texas Tech	14 5	78 A	Sam Houston St.	5 1	120 A	Lamar	5 0	
			50 A	Texas Tech	5 6	78 A	Sam Houston St.	5 1	120 A	Lamar	0 1	
			50 A	Texas Tech	7 9	93 H	Stephen F. Austin	3 15	120 N	Lamar	4 1	
						93 H	Stephen F. Austin	8 18	140 H	McNeese St.	4 3	
						93 H	Stephen F. Austin	2 14	140 H	McNeese St.	6 2	
						93 N	Stephen F. Austin	11 5	140 H	McNeese St.	10 8	
						93 N	Stephen F. Austin	5 6	143 H	Indiana	3 14	
									147 A	UTSA	6 13	
									147 A	UTSA	10 14	
									147 A	UTSA	2 8	
									147 N	UTSA	2 3	
									147 N	UTSA	2 1	
									150 A	Nicholls St.	12 1	
									150 A	Nicholls St.	8 3	
									150 A	Nicholls St.	7 4	
									162 H	Central Ark.	4 3	
									162 H	Central Ark.	13 2	
									162 H	Central Ark.	7 6	
									167 H	Northwestern St.	11 4	
									167 H	Northwestern St.	11 5	
									167 H	Northwestern St.	5 9	
									185 N	Iowa	5 4	
									185 N	Iowa	9 10	
LAST 15 GAMES			93 N	Stephen F. Austin	5 6	78 A	Sam Houston St.	5 1				
			93 N	Stephen F. Austin	11 5	167 H	Northwestern St.	5 9				
			147 N	UTSA	2 1	167 H	Northwestern St.	11 5				
			120 N	Lamar	4 1							
			147 N	UTSA	2 3							

Non-Div. I Games: Texas-Brownsville 7 1 Houston-Victoria 7 6

A&M-Corpus Christi

78	A	Sam Houston St.	6	4
78	A	Sam Houston St.	5	1

RPI	S	Opponent	Score	
262	A	Houston Baptist	13	3
262	A	Houston Baptist	8	3
262	H	Houston Baptist	11	8
270	A	Tex.-Pan American	6	0
270	A	Tex.-Pan American	7	5
270	H	Tex.-Pan American	9	12
280	H	Mississippi Val.	12	2
280	H	Mississippi Val.	5	4
280	H	Mississippi Val.	12	2
280	H	Mississippi Val.	2	1

A
&
M
-
C
o
r
p
u
s
C
h
r
i
s
t
i

Average RPI Win:		176	WON-LOST RECORD		WINNING PCT. RANK	LAST 15 GAMES	STRENGTH OF SCHEDULE		OPP. STRENGTH OF SCHEDULE	TEAM RPI	ADJ RPI	CONF. RPI	ADJ CONF. RPI
Average RPI Loss:		121											
DIV. I ONLY		19-36-0			.34545 253	3-12-0	171		156	232	.45466 231	13	11
DIV. I NON-CONF.		15-16-0			.48387 155	1-0-0	177		204	170	.48491 170	7	7
TOTALS		RPI 1-25	RPI 26-50		W-L RECORDS		RPI 51-100		RPI 101-150		RPI 150+		
19-36-0		0-3-0	1-2-0		OVERALL		2-6-0		2-16-0		14-9-0		
10-11-0		0-0-0	1-1-0		HOME		1-2-0		1-6-0		7-2-0		
3-17-0		0-3-0	0-1-0		AWAY		0-2-0		0-8-0		3-3-0		
6-8-0		0-0-0	0-0-0		NEUTRAL		1-2-0		1-2-0		4-4-0		
15-16-0		0-0-0	1-2-0		NON-CONFERENCE		1-4-0		1-2-0		12-8-0		
6-2-0		0-0-0	1-1-0		HOME		0-0-0		0-0-0		5-1-0		
3-6-0		0-0-0	0-0-		AWAY		0-2-0		0-0-0		3-3-0		
6-8-0		0-0-0	0-0-0		NEUTRAL		1-2-0		1-2-0		4-4-0		
4-20-0		0-3-0	0-0-0		CONFERENCE		1-2-0		1-14-0		2-1-0		
4-9-0		0-0-0	0-0-0		HOME		1-2-0		1-6-0		2-1-0		
0-11-0		0-3-0	0-0-0		AWAY		0-0-0		0-8-0		0-0-0		
0-0-0		0-0-0	0-0-0		NEUTRAL		0-0-0		0-0-0		0-0-0		
RPI S	Opponent	Score	RPI S	Opponent	Score	RPI S	Opponent	Score	RPI S	Opponent	Score		
21 A	TCU	2 10	35 H	Creighton	2 1	53 N	Cal St. Bakersfield	0 5	103 A	Utah	1 2		
21 A	TCU	5 10	35 H	Creighton	9 11	64 N	Missouri St.	7 2	103 A	Utah	3 5		
21 A	TCU	2 3	40 A	Texas St.	4 9	69 N	Nebraska	1 8	103 H	Utah	10 13		
						71 A	Wichita St.	2 10	103 H	Utah	10 19		
						71 A	Wichita St.	0 6	103 H	Utah	1 6		
						87 H	UNLV	1 3	103 H	Utah	6 10		
						87 H	UNLV	7 6	106 N	Kansas	1 4		
						87 H	UNLV	9 14	110 N	UC Riverside	7 19		
									129 A	BYU	1 10		
									129 A	BYU	4 10		
									129 A	BYU	4 9		
									129 H	BYU	1 4		
									129 H	BYU	4 3		
									129 H	BYU	5 20		
									141 A	New Mexico	4 16		
									141 A	New Mexico	0 10		
									141 A	New Mexico	0 5		
									149 N	Miami (OH)	7 4		
									160 H	San Diego St.	7 3		
									160 H	San Diego St.	14 7		
									160 H	San Diego St.	1 15		
									179 N	Bucknell	1 5		
									181 N	Northern Ill.	10 8		
									183 N	Washington	16 10		
									186 H	Portland	8 3		
									186 H	Portland	12 4		
									186 H	Portland	9 4		
				LAST 15 GAMES									
			129 H	BYU	5 20	141 A	New Mexico	4 16					
			129 H	BYU	1 4	141 A	New Mexico	0 10					
			129 H	BYU	4 3	141 A	New Mexico	0 5					
			129 A	BYU	4 9								
			87 H	UNLV	9 14								

Non-Div. I Games:

Air Force

Air Force

87	H	UNLV	7	6
87	H	UNLV	1	3

Through Games Of 2011 Final

RPI	S	Opponent	Score	
186	H	Portland	10	2
188	N	Navy	3	13
188	N	Navy	4	6
188	N	Navy	8	2
213	N	Bradley	0	6
234	A	Sacramento St.	6	9
234	A	Sacramento St.	2	3
234	A	Sacramento St.	8	7
234	A	Sacramento St.	1	2
256	N	Bowling Green	6	0
260	A	Northern Colo.	7	5
260	A	Northern Colo.	4	1
260	H	Northern Colo.	10	6
260	H	Northern Colo.	5	6

Air Force

A
i
r
F
o
r
c
e

A
i
r
F
o
r
c
e

Average RPI Win: 194		WON-LOST RECORD		WINNING PCT. RANK		LAST 15 GAMES		STRENGTH OF SCHEDULE		OPP. STRENGTH OF SCHEDULE		TEAM RPI		ADJ RPI		CONF. RPI		ADJ CONF. RPI	
DIV. I ONLY		14-37-0		.27451 279		7-8-0		175		214		261		.43332 257		20		20	
DIV. I NON-CONF.		7-17-0		.29167 258		2-1-0		173		192		244		.44132 242		19		19	
TOTALS		RPI 1-25		RPI 26-50		W-L RECORDS		RPI 51-100		RPI 101-150		RPI 150+							
14-37-0		0-2-0		1-5-0		OVERALL		0-1-0		4-13-0		9-16-0							
2-10-0		0-0-0		0-0-0		HOME		0-0-0		0-7-0		2-3-0							
9-18-0		0-2-0		1-5-0		AWAY		0-0-0		3-3-0		5-8-0							
3-9-0		0-0-0		0-0-0		NEUTRAL		0-1-0		1-3-0		2-5-0							
7-17-0		0-2-0		0-3-0		NON-CONFERENCE		0-1-0		2-6-0		5-5-0							
2-1-0		0-0-0		0-0-0		HOME		0-0-0		0-1-0		2-0-0							
2-7-0		0-2-0		0-0-		AWAY		0-0-0		1-2-0		1-0-0							
3-9-0		0-0-0		0-0-0		NEUTRAL		0-1-0		1-3-0		2-5-0							
7-20-0		0-0-0		1-2-0		CONFERENCE		0-0-0		2-7-0		4-11-0							
0-9-0		0-0-0		0-0-0		HOME		0-0-0		0-6-0		0-3-0							
7-11-0		0-0-0		1-2-0		AWAY		0-0-0		2-1-0		4-8-0							
0-0-0		0-0-0		0-0-0		NEUTRAL		0-0-0		0-0-0		0-0-0							
RPI	S	Opponent		Score		RPI	S	Opponent		Score		RPI	S	Opponent		Score			
18	A	Mississippi St.		1	10	37	A	Kent St.		5	6	82	N	Michigan St.		1	5		
18	A	Mississippi St.		0	11	37	A	Kent St.		3	4			120 N Lamar		0	1		
						37	A	Kent St.		13	4			123 A Eastern Mich.		4	11		
						40	A	Texas St.		3	6			123 A Eastern Mich.		14	7		
						40	A	Texas St.		1	2			123 A Eastern Mich.		5	2		
						40	A	Texas St.		2	12			132 H Central Mich.		7	8		
														132 H Central Mich.		0	10		
														132 H Central Mich.		2	3		
														138 A Pittsburgh		4	3		
														138 H Pittsburgh		0	6		
														142 N Xavier		0	7		
														143 N Indiana		1	4		
														148 A Ohio St.		1	8		
														148 A Ohio St.		0	5		
														149 H Miami (OH)		0	1		
														149 H Miami (OH)		4	5		
														149 H Miami (OH)		3	4		
														151 H West Virginia		3	2		
														170 N Dartmouth		2	19		
														187 N Army		4	1		
														189 H Western Mich.		0	7		
														189 H Western Mich.		0	2		
														189 H Western Mich.		0	9		
														193 N Western Caro.		8	9		
														212 A Toledo		2	5		
														212 A Toledo		0	1		
														212 A Toledo		4	6		
Non-Div. I Games: Malone				9		3		Malone		10		9		Akron					

227 A Ohio	3	7
227 A Ohio	13	3

RPI	S	Opponent	Score	
213	N	Bradley	5	7
227	A	Ohio	3	7
227	A	Ohio	13	3
227	A	Ohio	0	1
249	N	North Dakota St.	1	0
256	A	Bowling Green	5	6
256	A	Bowling Green	1	5
256	A	Bowling Green	7	6
274	N	Butler	3	4
275	A	Buffalo	1	2
275	A	Buffalo	6	0
275	A	Buffalo	8	3
277	A	Youngstown St.	9	2
277	H	Youngstown St.	5	0
296	N	Chicago St.	1	4

A
k
r
o
n

A
k
r
o
n

Average RPI Win:		114	WON-LOST		WINNING		LAST 15		STRENGTH OF		OPP. STRENGTH		TEAM		ADJ		CONF.		ADJ CONF.	
Average RPI Loss:		31	RECORD		PCT. RANK		GAMES		SCHEDULE		OF SCHEDULE		RPI		RPI		RPI		RPI	
DIV. I ONLY			35-28-0		.55556		105		7-8-0		17		9		32		.56786		33	
DIV. I NON-CONF.			20-8-0		.71429		35		2-2-0		100		95		32		.57092		32	
TOTALS		RPI 1-25		RPI 26-50		W-L RECORDS		RPI 51-100		RPI 101-150		RPI 150+								
35-28-0		9-17-0		6-5-0		OVERALL		3-4-0		4-2-0		13-0-0								
25-9-0		3-4-0		3-2-0		HOME		2-1-0		4-2-0		13-0-0								
7-14-0		3-9-0		3-3-0		AWAY		1-2-0		0-0-0		0-0-0								
3-5-0		3-4-0		0-0-0		NEUTRAL		0-1-0		0-0-0		0-0-0								
20-8-0		3-4-0		1-0-0		NON-CONFERENCE		3-4-0		0-0-0		13-0-0								
16-2-0		0-1-0		1-0-0		HOME		2-1-0		0-0-0		13-0-0								
2-4-0		1-2-0		0-0-		AWAY		1-2-0		0-0-0		0-0-0								
2-2-0		2-1-0		0-0-0		NEUTRAL		0-1-0		0-0-0		0-0-0								
15-20-0		6-13-0		5-5-0		CONFERENCE		0-0-0		4-2-0		0-0-0								
9-7-0		3-3-0		2-2-0		HOME		0-0-0		4-2-0		0-0-0								
5-10-0		2-7-0		3-3-0		AWAY		0-0-0		0-0-0		0-0-0								
1-3-0		1-3-0		0-0-0		NEUTRAL		0-0-0		0-0-0		0-0-0								
RPI	S	Opponent		Score		RPI	S	Opponent		Score		RPI	S	Opponent		Score				
2	A	Florida		1	2	28	H	LSU		6	10	59	N	Southeastern La.		2	6			
2	A	Florida		2	9	28	H	LSU		9	0	67	A	Samford		7	5			
2	A	Florida		0	7	28	H	LSU		4	0	67	H	Samford		2	4			
2	N	Florida		0	6	42	A	Ole Miss		7	5	74	A	UAB		1	5			
4	A	Vanderbilt		0	7	42	A	Ole Miss		6	4	74	H	UAB		6	3			
4	A	Vanderbilt		6	11	42	A	Ole Miss		0	4	99	A	South Ala.		9	10			
4	A	Vanderbilt		3	11	43	A	Auburn		7	6	99	H	South Ala.		4	3			
5	H	South Carolina		2	1	43	A	Auburn		5	7			152 H Jacksonville St.		9	5			
5	H	South Carolina		3	6	43	A	Auburn		7	8			167 H Northwestern St.		9	0			
5	H	South Carolina		2	3	43	H	Auburn		1	2			167 H Northwestern St.		4	2			
6	A	Florida St.		5	9	49	H	Troy		6	5			167 H Northwestern St.		7	5			
6	A	Florida St.		1	11									229 H Alcorn St.		8	1			
14	H	Arkansas		5	3									229 H Alcorn St.		11	0			
14	H	Arkansas		3	4									229 H Alcorn St.		5	1			
14	H	Arkansas		5	3									241 H Eastern Ill.		12	1			
14	N	Arkansas		1	4									241 H Eastern Ill.		3	2			
14	N	Arkansas		7	4									241 H Eastern Ill.		5	0			
16	N	Georgia		3	6									280 H Mississippi Val.		10	1			
18	A	Mississippi St.		5	4									280 H Mississippi Val.		10	0			
18	A	Mississippi St.		5	4									295 H Alabama St.		11	7			
18	A	Mississippi St.		5	8															
22	N	UCF		5	3	LAST 15 GAMES														
22	N	UCF		4	12	6	A	Florida St.		1	11	5	H	South Carolina		2	3			
22	N	UCF		12	5	22	N	UCF		12	5	5	H	South Carolina		3	6			
24	A	Southern Miss.		7	3	6	A	Florida St.		5	9	5	H	South Carolina		2	1			
24	H	Southern Miss.		6	10	22	N	UCF		5	3									
						14	N	Arkansas		1	4									

Non-Div. I Games:

Alabama

2 N Florida	0	6
14 N Arkansas	7	4

A
l
a
b
a
m
a

A
l
a
b
a
m
a

Average RPI Win: 288		WON-LOST	WINNING	LAST 15	STRENGTH OF		OPP. STRENGTH	TEAM	ADJ	CONF.	ADJ CONF.			
Average RPI Loss: 202		RECORD	PCT. RANK	GAMES	SCHEDULE		OF SCHEDULE	RPI	RPI	RPI	RPI			
DIV. I ONLY		9-37-0	.19565	293	3-12-0		296	281	299	.33591	298	30	30	
DIV. I NON-CONF.		3-19-0	.13636	287	0-5-0		280	196	297	.35869	297	30	31	
TOTALS		RPI 1-25	RPI 26-50		W-L RECORDS		RPI 51-100		RPI 101-150		RPI 150+			
9-37-0		0-1-0	0-1-0		OVERALL		0-2-0		0-10-0		9-23-0			
7-12-0		0-0-0	0-0-0		HOME		0-0-0		0-0-0		7-12-0			
2-24-0		0-1-0	0-1-0		AWAY		0-2-0		0-9-0		2-11-0			
0-1-0		0-0-0	0-0-0		NEUTRAL		0-0-0		0-1-0		0-0-0			
3-19-0		0-1-0	0-1-0		NON-CONFERENCE		0-2-0		0-10-0		3-5-0			
3-4-0		0-0-0	0-0-0		HOME		0-0-0		0-0-0		3-4-0			
0-14-0		0-1-0	0-0-		AWAY		0-2-0		0-9-0		0-1-0			
0-1-0		0-0-0	0-0-0		NEUTRAL		0-0-0		0-1-0		0-0-0			
6-18-0		0-0-0	0-0-0		CONFERENCE		0-0-0		0-0-0		6-18-0			
4-8-0		0-0-0	0-0-0		HOME		0-0-0		0-0-0		4-8-0			
2-10-0		0-0-0	0-0-0		AWAY		0-0-0		0-0-0		2-10-0			
0-0-0		0-0-0	0-0-0		NEUTRAL		0-0-0		0-0-0		0-0-0			
RPI	S	Opponent	Score		RPI	S	Opponent	Score		RPI	S	Opponent	Score	
18	A	Mississippi St.	0	18	49	A	Troy	0	8	67	A	Samford	0	10
										67	A	Samford	1	14
										106	A	Kansas	2	16
										106	A	Kansas	0	11
										106	A	Kansas	3	19
										106	A	Kansas	4	14
										112	A	Austin Peay	4	11
										116	A	Tennessee	1	9
										123	N	Eastern Mich.	1	13
										126	A	Bethune-Cookman	0	5
										126	A	Bethune-Cookman	1	11
										126	A	Bethune-Cookman	1	13
										209	H	Tennessee Tech	0	12
										214	A	Lipscomb	3	13
										229	A	Alcorn St.	4	11
										229	A	Alcorn St.	6	9
										229	A	Alcorn St.	3	21
										229	H	Alcorn St.	4	8
										229	H	Alcorn St.	0	20
										229	H	Alcorn St.	4	14
										280	A	Mississippi Val.	4	12
										280	A	Mississippi Val.	0	11
										280	A	Mississippi Val.	1	11
										280	H	Mississippi Val.	7	6
										280	H	Mississippi Val.	2	16
										280	H	Mississippi Val.	4	2
										285	A	Jackson St.	1	25
										285	A	Jackson St.	5	11
										285	A	Jackson St.	6	5
LAST 15 GAMES														
106	A	Kansas	2	16	295	A	Alabama St.	15	11	280	H	Mississippi Val.	2	16
106	A	Kansas	0	11	295	A	Alabama St.	1	2	280	H	Mississippi Val.	4	2
106	A	Kansas	3	19	295	A	Alabama St.	1	15	285	A	Jackson St.	1	25
106	A	Kansas	4	14						285	A	Jackson St.	5	11
285	H	Jackson St.	1	4						285	A	Jackson St.	6	5

Non-Div. I Games: Ala.-Huntsville 2 12 Tuskegee 10 9

Alabama A&M

285 H Jackson St.	4	2
285 H Jackson St.	6	18

RPI	S	Opponent	Score	
285	H	Jackson St.	4	2
285	H	Jackson St.	1	4
285	H	Jackson St.	6	18
289	H	New Orleans	4	5
289	H	New Orleans	5	4
289	H	New Orleans	10	0
294	H	Florida A&M	2	5
294	H	Florida A&M	5	2
294	H	Florida A&M	2	7
295	A	Alabama St.	1	2
295	A	Alabama St.	15	11
295	A	Alabama St.	1	15
295	H	Alabama St.	5	15
295	H	Alabama St.	7	6
295	H	Alabama St.	0	11

A
l
a
b
a
m
a
A
&
M

A
l
a
b
a
m
a
A
&
M

Average RPI Win: 290		WON-LOST	WINNING	LAST 15	STRENGTH OF		OPP. STRENGTH	TEAM	ADJ	CONF.	ADJ CONF.
Average RPI Loss: 215		RECORD	PCT. RANK	GAMES	SCHEDULE		OF SCHEDULE	RPI	RPI	RPI	RPI
DIV. I ONLY		9-28-0	.24324	286	3-11-0		293	295	295	.35341	295
DIV. I NON-CONF.		2-7-0	.22222	272	0-1-0		81	222	238	.43916	249
TOTALS		RPI 1-25	RPI 26-50		W-L RECORDS		RPI 51-100		RPI 101-150		RPI 150+
9-28-0	0-0-0	0-2-0		OVERALL		0-3-0		0-2-0		9-21-0	
5-9-0	0-0-0	0-0-0		HOME		0-0-0		0-0-0		5-9-0	
4-17-0	0-0-0	0-2-0		AWAY		0-3-0		0-2-0		4-10-0	
0-2-0	0-0-0	0-0-0		NEUTRAL		0-0-0		0-0-0		0-2-0	
2-7-0	0-0-0	0-2-0		NON-CONFERENCE		0-3-0		0-2-0		2-0-0	
1-0-0	0-0-0	0-0-0		HOME		0-0-0		0-0-0		1-0-0	
1-7-0	0-0-0	0-0-		AWAY		0-3-0		0-2-0		1-0-0	
0-0-0	0-0-0	0-0-0		NEUTRAL		0-0-0		0-0-0		0-0-0	
7-21-0	0-0-0	0-0-0		CONFERENCE		0-0-0		0-0-0		7-21-0	
4-9-0	0-0-0	0-0-0		HOME		0-0-0		0-0-0		4-9-0	
3-10-0	0-0-0	0-0-0		AWAY		0-0-0		0-0-0		3-10-0	
0-2-0	0-0-0	0-0-0		NEUTRAL		0-0-0		0-0-0		0-2-0	
RPI S	Opponent	Score		RPI S	Opponent	Score		RPI S	Opponent	Score	
33 A	Alabama	7	11	56 A	Mercer	0	8	119 A	Georgia St.	1	6
43 A	Auburn	5	7	56 A	Mercer	2	18	119 A	Georgia St.	4	14
				56 A	Mercer	1	9	217 N	Southern U.	3	10
								229 A	Alcorn St.	1	5
								229 A	Alcorn St.	11	16
								229 A	Alcorn St.	6	17
								229 H	Alcorn St.	5	6
								229 H	Alcorn St.	1	4
								229 H	Alcorn St.	0	6
								258 H	Grambling	6	3
								258 H	Grambling	4	6
								264 N	Prairie View	0	10
								280 A	Mississippi Val.	5	15
								280 A	Mississippi Val.	9	10
								280 A	Mississippi Val.	6	9
								280 H	Mississippi Val.	1	5
								280 H	Mississippi Val.	1	6
								280 H	Mississippi Val.	5	6
								285 A	Jackson St.	2	8
								285 A	Jackson St.	7	3
								285 A	Jackson St.	1	9
								285 A	Jackson St.	4	10
								285 H	Jackson St.	0	8
								285 H	Jackson St.	4	3
								294 A	Florida A&M	12	10
								294 H	Florida A&M	12	11
								298 A	Alabama A&M	6	7
Non-Div. I Games:		Tuskegee	6	8	Tuskegee	9	5	Miles	7	6	Clark Atlanta
		Clark Atlanta	14	5	Clark Atlanta	14	2				19 0
											Alabama St.

Alabama St.

298 H Alabama A&M	15	1
229 A Alcorn St.	1	5

Through Games Of 2011 Final

RPI	S	Opponent	Score	
298	A	Alabama A&M	11	0
298	A	Alabama A&M	15	5
298	H	Alabama A&M	15	1
298	H	Alabama A&M	2	1
298	H	Alabama A&M	11	15

Alabama St.

A
l
a
b
a
m
a
S
t
.

A
l
a
b
a
m
a
S
t
.

Average RPI Win:	231	WON-LOST RECORD	WINNING PCT. RANK	LAST 15 GAMES	STRENGTH OF SCHEDULE	OPP. STRENGTH OF SCHEDULE	TEAM RPI	ADJ RPI	CONF. RPI	ADJ CONF. RPI				
Average RPI Loss:	148													
DIV. I ONLY	21-31-0	.40385	218	4-11-0	224	246	238	.45075	237	26	26			
DIV. I NON-CONF.	8-18-0	.30769	250	0-2-0	201	242	256	.43438	255	25	25			
<hr/>														
TOTALS	RPI 1-25	RPI 26-50		W-L RECORDS	RPI 51-100		RPI 101-150		RPI 150+					
21-31-0	0-0-0	0-0-0		OVERALL	2-10-0		0-3-0		19-18-0					
7-8-0	0-0-0	0-0-0		HOME	0-1-0		0-0-0		7-7-0					
12-20-0	0-0-0	0-0-0		AWAY	2-8-0		0-3-0		10-9-0					
2-3-0	0-0-0	0-0-0		NEUTRAL	0-1-0		0-0-0		2-2-0					
<hr/>														
8-18-0	0-0-0	0-0-0		NON-CONFERENCE	1-5-0		0-3-0		7-10-0					
0-3-0	0-0-0	0-0-0		HOME	0-1-0		0-0-0		0-2-0					
7-13-0	0-0-0	0-0-		AWAY	1-3-0		0-3-0		6-7-0					
1-2-0	0-0-0	0-0-0		NEUTRAL	0-1-0		0-0-0		1-1-0					
<hr/>														
13-13-0	0-0-0	0-0-0		CONFERENCE	1-5-0		0-0-0		12-8-0					
7-5-0	0-0-0	0-0-0		HOME	0-0-0		0-0-0		7-5-0					
5-7-0	0-0-0	0-0-0		AWAY	1-5-0		0-0-0		4-2-0					
1-1-0	0-0-0	0-0-0		NEUTRAL	0-0-0		0-0-0		1-1-0					
<hr/>														
RPI	S	Opponent	Score	RPI	S	Opponent	Score	RPI	S	Opponent	Score			
				52	A	St. John's (NY)	4	7	102	A	Penn St.	4	6	
				52	H	St. John's (NY)	6	13	105	A	Marist	4	6	
				52	N	St. John's (NY)	3	10	124	A	San Jose St.	5	6	
				83	A	Stony Brook	1	6	152	A	Fordham	4	3	
				83	A	Stony Brook	2	14	152	A	Fordham	6	4	
				83	A	Stony Brook	3	4	154	A	Maine	7	6	
				83	A	Stony Brook	4	1	154	A	Maine	0	3	
				83	A	Stony Brook	0	6	154	A	Maine	3	5	
				83	A	Stony Brook	4	13	154	H	Maine	3	8	
				94	A	UNC Greensboro	8	9	154	H	Maine	9	18	
				94	A	UNC Greensboro	8	6	154	H	Maine	6	19	
				94	A	UNC Greensboro	5	6	154	N	Maine	1	10	
								178	A	Holy Cross	10	15		
								178	A	Holy Cross	5	6		
								205	A	Hofstra	7	10		
								206	H	Binghamton	11	13		
								206	H	Binghamton	5	3		
								206	H	Binghamton	4	3		
								206	H	Binghamton	5	9		
								206	N	Binghamton	4	1		
				224	A	Le Moyne	21	6						
				224	H	Le Moyne	3	6						
				224	H	Le Moyne	5	10						
				224	N	Le Moyne	8	7						
				228	A	Santa Clara	6	10						
				228	A	Santa Clara	2	8						
				228	A	Santa Clara	4	9						
<hr/>														
LAST 15 GAMES														
154 N Maine				1	10	83 A Stony Brook		1	6					
83 A Stony Brook				4	1	288 H UMBC		6	0					
206 N Binghamton				4	1	288 H UMBC		9	4					
83 A Stony Brook				2	14									
83 A Stony Brook				3	4									

Non-Div. I Games:

Albany (NY)

83	A	Stony Brook	4	13
83	A	Stony Brook	0	6

RPI	S	Opponent	Score	
228	A	Santa Clara	2	11
235	N	Massachusetts	2	4
278	A	NYIT	8	2
278	A	NYIT	7	5
278	A	NYIT	3	1
288	H	UMBC	9	4
288	H	UMBC	6	0
291	A	Hartford	5	1
291	A	Hartford	9	4
291	A	Hartford	6	4
291	H	Hartford	6	0
291	H	Hartford	7	5
291	H	Hartford	7	5

A
l
b
a
n
y
(
N
Y
)

A
l
b
a
n
y
(
N
Y
)

Average RPI Win: 276		WON-LOST	WINNING	LAST 15	STRENGTH OF		OPP. STRENGTH	TEAM	ADJ	CONF.	ADJ CONF.
Average RPI Loss: 90		RECORD	PCT. RANK	GAMES	SCHEDULE		OF SCHEDULE	RPI	RPI	RPI	RPI
DIV. I ONLY		25-29-0	.46296	176	5-10-0		217	268	216	.45521	229
DIV. I NON-CONF.		1-25-0	.03846	299	1-10-0		13	19	257	.42533	262
TOTALS		RPI 1-25	RPI 26-50		W-L RECORDS		RPI 51-100		RPI 101-150		RPI 150+
25-29-0		0-6-0	0-9-0		OVERALL		0-4-0		1-6-0		24-4-0
10-3-0		0-0-0	0-0-0		HOME		0-0-0		0-0-0		10-3-0
11-25-0		0-6-0	0-8-0		AWAY		0-4-0		1-6-0		10-1-0
4-1-0		0-0-0	0-1-0		NEUTRAL		0-0-0		0-0-0		4-0-0
1-25-0		0-6-0	0-9-0		NON-CONFERENCE		0-4-0		1-6-0		0-0-0
0-0-0		0-0-0	0-0-0		HOME		0-0-0		0-0-0		0-0-0
1-24-0		0-6-0	0-0-		AWAY		0-4-0		1-6-0		0-0-0
0-1-0		0-0-0	0-1-0		NEUTRAL		0-0-0		0-0-0		0-0-0
24-4-0		0-0-0	0-0-0		CONFERENCE		0-0-0		0-0-0		24-4-0
10-3-0		0-0-0	0-0-0		HOME		0-0-0		0-0-0		10-3-0
10-1-0		0-0-0	0-0-0		AWAY		0-0-0		0-0-0		10-1-0
4-0-0		0-0-0	0-0-0		NEUTRAL		0-0-0		0-0-0		4-0-0
RPI S	Opponent	Score	RPI S	Opponent	Score	RPI S	Opponent	Score	RPI S	Opponent	Score
12 A	Rice	2 14	26 N	California	6 10	71 A	Wichita St.	11 14	115 A	Memphis	5 15
18 A	Mississippi St.	1 8	28 A	LSU	1 7	71 A	Wichita St.	4 20	115 A	Memphis	5 13
19 A	Arizona	2 10	33 A	Alabama	1 8	77 A	Tulane	0 12	115 A	Memphis	3 17
19 A	Arizona	2 8	33 A	Alabama	1 5	81 A	La.-Lafayette	3 12	126 A	Bethune-Cookman	1 3
19 A	Arizona	2 15	33 A	Alabama	0 11				126 A	Bethune-Cookman	4 3
24 A	Southern Miss.	5 11	41 A	Dallas Baptist	3 7				133 A	Louisiana Tech	1 5
			41 A	Dallas Baptist	0 12				150 A	Nicholls St.	1 14
			41 A	Dallas Baptist	0 16				217 H	Southern U.	6 2
			41 A	Dallas Baptist	3 4				217 N	Southern U.	12 6
									258 N	Grambling	20 5
									268 N	Texas Southern	13 0
									268 N	Texas Southern	6 5
									280 A	Mississippi Val.	6 3
									280 A	Mississippi Val.	4 7
									280 H	Mississippi Val.	10 9
									280 H	Mississippi Val.	5 8
									280 H	Mississippi Val.	6 2
									285 A	Jackson St.	6 5
									285 A	Jackson St.	4 1
									285 A	Jackson St.	6 2
									285 H	Jackson St.	5 4
									285 H	Jackson St.	5 7
									285 H	Jackson St.	1 13
									295 A	Alabama St.	4 1
									295 A	Alabama St.	6 5
									295 A	Alabama St.	6 0
									295 H	Alabama St.	16 11
LAST 15 GAMES											
26 N	California	6 10	268 N	Texas Southern	6 5	41 A	Dallas Baptist	3 7	295 A	Alabama St.	4 1
12 A	Rice	2 14	41 A	Dallas Baptist	0 12						
126 A	Bethune-Cookman	4 3									
126 A	Bethune-Cookman	1 3									
217 N	Southern U.	12 6									

Non-Div. I Games: III.-Springfield 16 1 III.-Springfield 14 19 III.-Springfield 9 7

Alcorn St.

Alcorn St.

268 N Texas Southern	13	0
258 N Grambling	20	5

Through Games Of 2011 Final

RPI	S	Opponent	Score	
295	H	Alabama St.	17	6
295	H	Alabama St.	5	1
298	A	Alabama A&M	20	0
298	A	Alabama A&M	8	4
298	A	Alabama A&M	14	4
298	H	Alabama A&M	21	3
298	H	Alabama A&M	9	6
298	H	Alabama A&M	11	4

Alcorn St.

A
l
c
o
r
n
S
t
.

A
l
c
o
r
n
S
t
.

Average RPI Win: 182		WON-LOST RECORD		WINNING PCT. RANK		LAST 15 GAMES		STRENGTH OF SCHEDULE		OPP. STRENGTH OF SCHEDULE		TEAM RPI		ADJ RPI		CONF. RPI		ADJ CONF. RPI	
DIV. I ONLY		33-27-0		.55 109		7-8-0		184		144		134		.50718 134		15		15	
DIV. I NON-CONF.		16-10-0		.61538 77		0-2-0		245		170		139		.50272 140		15		15	
TOTALS		RPI 1-25		RPI 26-50		W-L RECORDS		RPI 51-100		RPI 101-150		RPI 150+							
33-27-0		1-3-0		0-5-0		OVERALL		8-10-0		4-2-0		20-7-0							
20-10-0		0-0-0		0-4-0		HOME		4-3-0		0-0-0		16-3-0							
11-14-0		1-3-0		0-1-0		AWAY		3-4-0		3-2-0		4-4-0							
2-3-0		0-0-0		0-0-0		NEUTRAL		1-3-0		1-0-0		0-0-0							
16-10-0		1-3-0		0-2-0		NON-CONFERENCE		2-1-0		1-1-0		12-3-0							
12-3-0		0-0-0		0-1-0		HOME		1-0-0		0-0-0		11-2-0							
4-6-0		1-3-0		0-0-		AWAY		1-0-0		1-1-0		1-1-0							
0-1-0		0-0-0		0-0-0		NEUTRAL		0-1-0		0-0-0		0-0-0							
17-17-0		0-0-0		0-3-0		CONFERENCE		6-9-0		3-1-0		8-4-0							
8-7-0		0-0-0		0-3-0		HOME		3-3-0		0-0-0		5-1-0							
7-8-0		0-0-0		0-0-0		AWAY		2-4-0		2-1-0		3-3-0							
2-2-0		0-0-0		0-0-0		NEUTRAL		1-2-0		1-0-0		0-0-0							
RPI S	Opponent		Score		RPI S	Opponent		Score		RPI S	Opponent		Score		RPI S	Opponent		Score	
1 A	North Carolina		2	7	39 A	East Tenn. St.		4	9	62 A	Col. of Charleston		7	10	104 A	Radford		1	3
17 A	Miami (FL)		0	10	39 H	East Tenn. St.		3	5	62 A	Col. of Charleston		8	5	116 A	Tennessee		6	5
17 A	Miami (FL)		3	6	47 H	Elon		4	5	62 A	Col. of Charleston		4	7	144 A	Furman		10	2
17 A	Miami (FL)		7	5	47 H	Elon		4	10	66 N	Wake Forest		2	6	144 A	Furman		3	2
					47 H	Elon		10	16	67 H	Samford		4	0	144 A	Furman		2	3
										67 H	Samford		3	8	144 N	Furman		5	0
										67 H	Samford		4	5	163 A	High Point		6	10
										67 N	Samford		3	5	163 H	High Point		5	6
										67 N	Samford		1	2	177 H	La Salle		2	0
										80 H	Ga. Southern		11	1	177 H	La Salle		6	3
										80 H	Ga. Southern		4	12	193 H	Western Caro.		10	5
										80 H	Ga. Southern		8	6	193 H	Western Caro.		10	9
										92 A	Gardner-Webb		7	0	193 H	Western Caro.		7	13
										92 H	Gardner-Webb		12	3	196 A	Citadel		4	12
										94 A	UNC Greensboro		3	5	196 A	Citadel		0	4
										94 A	UNC Greensboro		4	2	196 A	Citadel		1	4
										94 A	UNC Greensboro		3	5	198 H	Presbyterian		8	6
										94 N	UNC Greensboro		6	4	216 H	Wofford		6	2
															216 H	Wofford		3	1
															216 H	Wofford		6	2
															222 A	Davidson		7	0
															222 A	Davidson		4	3
															222 A	Davidson		3	1
															246 H	UNC Asheville		9	5
															263 H	Cornell		3	5
															263 H	Cornell		8	7
															263 H	Cornell		8	3
				LAST 15 GAMES															
				67 N	Samford		1	2	1 A	North Carolina		2	7						
				144 N	Furman		5	0	62 A	Col. of Charleston		7	10						
				94 N	UNC Greensboro		6	4	62 A	Col. of Charleston		8	5						
				67 N	Samford		3	5											
				80 H	Ga. Southern		4	12											

Non-Div. I Games:

Appalachian St.

80	H	Ga. Southern	8	6
80	H	Ga. Southern	11	1

RPI	S	Opponent	Score	
284	A	N.C. A&T	14	4
284	H	N.C. A&T	10	5
284	H	N.C. A&T	6	1
299	H	Md.-East. Shore	9	0
299	H	Md.-East. Shore	13	2
299	H	Md.-East. Shore	4	0

A
P
P
a
l
a
c
h
i
a
n
S
t
.

A
P
P
a
l
a
c
h
i
a
n
S
t
.

Average RPI Win: 127		WON-LOST	WINNING	LAST 15	STRENGTH OF		OPP. STRENGTH	TEAM	ADJ	CONF.	ADJ CONF.								
Average RPI Loss: 35		RECORD	PCT. RANK	GAMES	SCHEDULE		OF SCHEDULE	RPI	RPI	RPI	RPI								
DIV. I ONLY		39-21-0	.65	37	10-5-0		35	43	20	.5777	19	4	4						
DIV. I NON-CONF.		24-7-0	.77419	13	4-2-0		64	149	14	.59434	14	3	3						
TOTALS		RPI 1-25	RPI 26-50		W-L RECORDS		RPI 51-100		RPI 101-150		RPI 150+								
39-21-0		5-10-0	3-3-0		OVERALL		13-8-0		3-0-0		15-0-0								
27-6-0		2-5-0	2-1-0		HOME		6-0-0		2-0-0		15-0-0								
10-14-0		3-5-0	1-2-0		AWAY		6-7-0		0-0-0		0-0-0								
2-1-0		0-0-0	0-0-0		NEUTRAL		1-1-0		1-0-0		0-0-0								
24-7-0		2-2-0	0-0-0		NON-CONFERENCE		7-5-0		3-0-0		12-0-0								
18-1-0		1-1-0	0-0-0		HOME		3-0-0		2-0-0		12-0-0								
4-5-0		1-1-0	0-0-		AWAY		3-4-0		0-0-0		0-0-0								
2-1-0		0-0-0	0-0-0		NEUTRAL		1-1-0		1-0-0		0-0-0								
15-14-0		3-8-0	3-3-0		CONFERENCE		6-3-0		0-0-0		3-0-0								
9-5-0		1-4-0	2-1-0		HOME		3-0-0		0-0-0		3-0-0								
6-9-0		2-4-0	1-2-0		AWAY		3-3-0		0-0-0		0-0-0								
0-0-0		0-0-0	0-0-0		NEUTRAL		0-0-0		0-0-0		0-0-0								
RPI	S	Opponent	Score		RPI	S	Opponent	Score		RPI	S	Opponent	Score						
7	A	Arizona St.	5	2	26	H	California	5	4	54	A	Oregon	3	7	141	H	New Mexico	10	9
7	A	Arizona St.	1	5	26	H	California	10	8	54	A	Oregon	2	1	141	H	New Mexico	12	3
7	A	Arizona St.	1	8	26	H	California	7	17	54	A	Oregon	2	4	146	N	Wright St.	13	0
7	H	Arizona St.	5	10	34	A	UCLA	5	4	57	N	Seton Hall	0	4	183	H	Washington	6	5
7	H	Arizona St.	3	4	34	A	UCLA	0	4	57	N	Seton Hall	6	0	183	H	Washington	8	2
9	A	Texas A&M	0	3	34	A	UCLA	5	8	61	A	Washington St.	6	4	183	H	Washington	9	0
9	A	Texas A&M	7	4						61	A	Washington St.	8	1	207	H	Utah Valley	6	3
12	H	Rice	10	8						61	A	Washington St.	6	7	207	H	Utah Valley	6	5
12	H	Rice	7	11						65	A	Long Beach St.	9	1	207	H	Utah Valley	9	3
13	A	Stanford	0	1						65	A	Long Beach St.	1	2	229	H	Alcorn St.	8	2
13	A	Stanford	7	3						65	A	Long Beach St.	7	1	229	H	Alcorn St.	15	2
13	A	Stanford	1	2						71	A	Wichita St.	5	6	229	H	Alcorn St.	10	2
25	H	Oregon St.	4	10						71	A	Wichita St.	3	8	249	H	North Dakota St.	8	1
25	H	Oregon St.	18	0						87	A	UNLV	12	1	249	H	North Dakota St.	10	0
25	H	Oregon St.	4	8						87	A	UNLV	7	9	249	H	North Dakota St.	12	1
										89	H	Southern California	4	3	260	H	Northern Colo.	12	4
										89	H	Southern California	20	4	260	H	Northern Colo.	11	1
										89	H	Southern California	8	5	260	H	Northern Colo.	2	1
										90	H	San Francisco	7	0					
										90	H	San Francisco	14	0					
LAST 15 GAMES																			
					9	A	Texas A&M	0	3										
					57	N	Seton Hall	6	0										
					9	A	Texas A&M	7	4										
					146	N	Wright St.	13	0										
					57	N	Seton Hall	0	4										

Non-Div. I Games:

Arizona

			RPI	S	Opponent	Score	
183	H	Washington	8	2	90 H San Francisco	8	5
183	H	Washington	6	5			
183	H	Washington	9	0			
13	A	Stanford	1	2			
13	A	Stanford	7	3			

A
r
i
z
o
n
a

A
r
i
z
o
n
a

Average RPI Win:		74	WON-LOST		WINNING		LAST 15		STRENGTH OF		OPP. STRENGTH		TEAM	ADJ		CONF.	ADJ CONF.						
Average RPI Loss:		57	RECORD		PCT. RANK		GAMES		SCHEDULE		OF SCHEDULE		RPI	RPI		RPI	RPI						
DIV. I ONLY			43-18-0		.70492		13		8-7-0		23		19		8		.60699		7	4		4	
DIV. I NON-CONF.			24-8-0		.75		20		4-2-0		24		15		8		.6157		8	3		3	
TOTALS		RPI 1-25		RPI 26-50		W-L RECORDS		RPI 51-100		RPI 101-150		RPI 150+											
43-18-0		9-8-0		8-3-0		OVERALL		13-4-0		7-1-0		6-2-0											
28-7-0		5-2-0		3-2-0		HOME		12-1-0		5-1-0		3-1-0											
12-10-0		4-6-0		5-1-0		AWAY		1-2-0		0-0-0		2-1-0											
3-1-0		0-0-0		0-0-0		NEUTRAL		0-1-0		2-0-0		1-0-0											
24-8-0		3-3-0		4-1-0		NON-CONFERENCE		6-2-0		7-1-0		4-1-0											
17-3-0		1-0-0		2-0-0		HOME		6-1-0		5-1-0		3-1-0											
4-4-0		2-3-0		2-0-		AWAY		0-0-0		0-0-0		0-0-0											
3-1-0		0-0-0		0-0-0		NEUTRAL		0-1-0		2-0-0		1-0-0											
19-10-0		6-5-0		4-2-0		CONFERENCE		7-2-0		0-0-0		2-1-0											
11-4-0		4-2-0		1-2-0		HOME		6-0-0		0-0-0		0-0-0											
8-6-0		2-3-0		3-0-0		AWAY		1-2-0		0-0-0		2-1-0											
0-0-0		0-0-0		0-0-0		NEUTRAL		0-0-0		0-0-0		0-0-0											
RPI	S	Opponent		Score		RPI	S	Opponent		Score		RPI	S	Opponent		Score							
11	A	Texas		2	4	26	A	California		6	4	53	N	Cal St. Bakersfield		1	2						
11	A	Texas		1	5	26	A	California		6	0	54	H	Oregon		5	2						
11	A	Texas		3	1	26	A	California		5	0	54	H	Oregon		8	0						
13	H	Stanford		12	10	30	H	Oklahoma		6	2	54	H	Oregon		3	1						
13	H	Stanford		7	1	30	H	Oklahoma		6	4	61	H	Washington St.		10	4						
13	H	Stanford		4	6	34	H	UCLA		10	5	61	H	Washington St.		3	1						
14	H	Arkansas		13	4	34	H	UCLA		3	10	61	H	Washington St.		8	2						
15	A	Cal St. Fullerton		3	7	34	H	UCLA		0	7	65	H	Long Beach St.		17	9						
15	A	Cal St. Fullerton		10	1	43	A	Auburn		8	10	65	H	Long Beach St.		9	2						
19	A	Arizona		4	3	43	A	Auburn		9	5	65	H	Long Beach St.		6	3						
19	A	Arizona		10	5	43	A	Auburn		8	7	72	H	Oral Roberts		2	5						
19	H	Arizona		8	1							72	H	Oral Roberts		4	3						
19	H	Arizona		5	1							72	H	Oral Roberts		5	1						
19	H	Arizona		2	5							73	H	Charlotte		16	1						
25	A	Oregon St.		6	7							89	A	Southern California		1	5						
25	A	Oregon St.		3	5							89	A	Southern California		7	4						
25	A	Oregon St.		6	9							89	A	Southern California		2	6						
						LAST 15 GAMES																	
						11	A	Texas		2	4	34	H	UCLA		0	7						
						11	A	Texas		1	5	34	H	UCLA		3	10						
						11	A	Texas		3	1	183	A	Washington		0	3						
						14	H	Arkansas		13	4												
						73	H	Charlotte		16	1												

Non-Div. I Games:

Arizona St.

141	H	New Mexico	4	2
34	H	UCLA	10	5

A
r
i
z
o
n
a
S
t
.

A
r
i
z
o
n
a
S
t
.

Average RPI Win:	270	WON-LOST	WINNING	LAST 15	STRENGTH OF	OPP. STRENGTH	TEAM	ADJ	CONF.	ADJ CONF.			
Average RPI Loss:	190	RECORD	PCT. RANK	GAMES	SCHEDULE	OF SCHEDULE	RPI	RPI	RPI	RPI			
DIV. I ONLY	11-32-0	.25581	284	4-11-0	258	286	287	.3916	287	30	30		
DIV. I NON-CONF.	2-15-0	.11765	290	0-2-0	226	246	292	.37203	293	30	31		
<hr/>													
TOTALS	RPI 1-25	RPI 26-50		W-L RECORDS		RPI 51-100		RPI 101-150		RPI 150+			
11-32-0	0-0-0	0-7-0		OVERALL		0-2-0		0-0-0		11-23-0			
7-12-0	0-0-0	0-0-0		HOME		0-1-0		0-0-0		7-11-0			
4-18-0	0-0-0	0-7-0		AWAY		0-1-0		0-0-0		4-10-0			
0-2-0	0-0-0	0-0-0		NEUTRAL		0-0-0		0-0-0		0-2-0			
2-15-0	0-0-0	0-7-0		NON-CONFERENCE		0-2-0		0-0-0		2-6-0			
2-4-0	0-0-0	0-0-0		HOME		0-1-0		0-0-0		2-3-0			
0-9-0	0-0-0	0-0-		AWAY		0-1-0		0-0-0		0-1-0			
0-2-0	0-0-0	0-0-0		NEUTRAL		0-0-0		0-0-0		0-2-0			
9-17-0	0-0-0	0-0-0		CONFERENCE		0-0-0		0-0-0		9-17-0			
5-8-0	0-0-0	0-0-0		HOME		0-0-0		0-0-0		5-8-0			
4-9-0	0-0-0	0-0-0		AWAY		0-0-0		0-0-0		4-9-0			
0-0-0	0-0-0	0-0-0		NEUTRAL		0-0-0		0-0-0		0-0-0			
RPI	S	Opponent	Score	RPI	S	Opponent	Score	RPI	S	Opponent	Score		
				30	A	Oklahoma	7 27	93	A	Stephen F. Austin	0 5		
				30	A	Oklahoma	1 12	93	H	Stephen F. Austin	5 9		
				41	A	Dallas Baptist	0 20			162	A	Central Ark.	2 13
				41	A	Dallas Baptist	1 9			165	H	UALR	5 12
				41	A	Dallas Baptist	4 17			183	N	Washington	5 20
				41	A	Dallas Baptist	1 16			217	A	Southern U.	7 10
				45	A	Oklahoma St.	3 19			217	A	Southern U.	5 6
										217	A	Southern U.	1 11
										217	H	Southern U.	2 9
										217	H	Southern U.	10 6
										217	H	Southern U.	10 15
										258	A	Grambling	3 12
										258	A	Grambling	4 10
										258	A	Grambling	10 11
										258	H	Grambling	4 22
										258	H	Grambling	16 14
										258	H	Grambling	7 11
										264	A	Prairie View	9 10
										264	A	Prairie View	5 15
										264	A	Prairie View	4 0
										264	H	Prairie View	3 10
										264	H	Prairie View	12 2
										264	H	Prairie View	2 8
										268	A	Texas Southern	3 8
										268	A	Texas Southern	7 5
										268	A	Texas Southern	6 4
										268	H	Texas Southern	15 12
										268	H	Texas Southern	4 5
										268	H	Texas Southern	4 18

Non-Div. I Games: Henderson St. 7 9 Henderson St. 4 14

Ark.-Pine Bluff

217 H Southern U.	10	15
264 A Prairie View	4	0

RPI	S	Opponent	Score	
285	A	Jackson St.	3	1
285	H	Jackson St.	14	4
294	H	Florida A&M	2	5
294	N	Florida A&M	3	7
296	H	Chicago St.	17	1
296	H	Chicago St.	10	9
296	H	Chicago St.	2	15

Ark.-Pine Bluff

A
r
k
.
-
P
i
n
e
B
l
u
f
f

A
r
k
.
-
P
i
n
e
B
l
u
f
f

Average RPI Win: 101		WON-LOST	WINNING	LAST 15	STRENGTH OF		OPP. STRENGTH	TEAM	ADJ		CONF.	ADJ CONF.		
Average RPI Loss: 47		RECORD	PCT. RANK	GAMES	SCHEDULE		OF SCHEDULE	RPI	RPI		RPI	RPI		
DIV. I ONLY		40-22-0	.64516	39	8-7-0		15	27	12	.58783	14	1		
DIV. I NON-CONF.		23-5-0	.82143	6	3-2-0		93	200	12	.59256	16	1		
TOTALS		RPI 1-25	RPI 26-50		W-L RECORDS		RPI 51-100		RPI 101-150		RPI 150+			
40-22-0		8-10-0	9-6-0		OVERALL		3-1-0		10-4-0		10-1-0			
24-7-0		5-4-0	6-1-0		HOME		0-0-0		6-2-0		7-0-0			
11-12-0		2-5-0	2-4-0		AWAY		2-0-0		2-2-0		3-1-0			
5-3-0		1-1-0	1-1-0		NEUTRAL		1-1-0		2-0-0		0-0-0			
23-5-0		0-1-0	1-0-0		NON-CONFERENCE		3-1-0		9-2-0		10-1-0			
14-2-0		0-0-0	1-0-0		HOME		0-0-0		6-2-0		7-0-0			
6-2-0		0-1-0	0-0-		AWAY		2-0-0		1-0-0		3-1-0			
3-1-0		0-0-0	0-0-0		NEUTRAL		1-1-0		2-0-0		0-0-0			
17-17-0		8-9-0	8-6-0		CONFERENCE		0-0-0		1-2-0		0-0-0			
10-5-0		5-4-0	5-1-0		HOME		0-0-0		0-0-0		0-0-0			
5-10-0		2-4-0	2-4-0		AWAY		0-0-0		1-2-0		0-0-0			
2-2-0		1-1-0	1-1-0		NEUTRAL		0-0-0		0-0-0		0-0-0			
RPI	S	Opponent	Score		RPI	S	Opponent	Score		RPI	S	Opponent	Score	
2	H	Florida	3	5	28	H	LSU	5	4	64	A	Missouri St.	2	1
2	H	Florida	5	3	28	H	LSU	4	3	72	A	Oral Roberts	6	5
2	H	Florida	4	3	28	H	LSU	2	0	73	N	Charlotte	2	3
4	H	Vanderbilt	2	1	33	A	Alabama	3	5	73	N	Charlotte	11	3
4	H	Vanderbilt	1	4	33	A	Alabama	3	5					
4	H	Vanderbilt	1	2	33	A	Alabama	4	3					
4	N	Vanderbilt	2	3	33	N	Alabama	4	7					
5	A	South Carolina	6	2	33	N	Alabama	4	1					
5	A	South Carolina	1	7	40	H	Texas St.	6	5					
5	A	South Carolina	5	6	42	H	Ole Miss	1	2					
7	A	Arizona St.	4	13	42	H	Ole Miss	2	0					
16	A	Georgia	10	4	42	H	Ole Miss	5	3					
16	A	Georgia	5	6	43	A	Auburn	5	9					
16	A	Georgia	0	3	43	A	Auburn	6	5					
18	H	Mississippi St.	6	1	43	A	Auburn	7	8					
18	H	Mississippi St.	6	5										
18	H	Mississippi St.	3	5										
18	N	Mississippi St.	7	2										
					LAST 15 GAMES									
					7	A	Arizona St.	4	13	33	N	Alabama	4	7
					73	N	Charlotte	11	3	42	H	Ole Miss	5	3
					141	N	New Mexico	3	0	42	H	Ole Miss	2	0
					73	N	Charlotte	2	3					
					4	N	Vanderbilt	2	3					

Non-Div. I Games:

Arkansas

33 N Alabama	4	1
18 N Mississippi St.	7	2

A
r
k
a
n
s
a
s

A
r
k
a
n
s
a
s

Average RPI Win: 141		WON-LOST	WINNING	LAST 15	STRENGTH OF		OPP. STRENGTH	TEAM	ADJ	CONF.	ADJ CONF.		
Average RPI Loss: 89		RECORD	PCT. RANK	GAMES	SCHEDULE		OF SCHEDULE	RPI	RPI	RPI	RPI		
DIV. I ONLY		26-31-1	.4569	185	7-7-1		66	85	124	.50771	131	6	6
DIV. I NON-CONF.		11-14-0	.44	183	0-1-0		44	113	119	.5115	125	6	6
TOTALS		RPI 1-25	RPI 26-50		W-L RECORDS		RPI 51-100		RPI 101-150		RPI 150+		
26-31-1		0-1-0	1-11-1		OVERALL		7-9-0		5-5-0		13-5-0		
18-13-0		0-0-0	1-6-0		HOME		4-3-0		4-4-0		9-0-0		
6-15-1		0-0-0	0-4-1		AWAY		1-5-0		1-1-0		4-5-0		
2-3-0		0-1-0	0-1-0		NEUTRAL		2-1-0		0-0-0		0-0-0		
11-14-0		0-1-0	1-5-0		NON-CONFERENCE		1-1-0		5-5-0		4-2-0		
9-7-0		0-0-0	1-3-0		HOME		1-0-0		4-4-0		3-0-0		
2-5-0		0-0-0	0-0-		AWAY		0-0-0		1-1-0		1-2-0		
0-2-0		0-1-0	0-0-0		NEUTRAL		0-1-0		0-0-0		0-0-0		
15-17-1		0-0-0	0-6-1		CONFERENCE		6-8-0		0-0-0		9-3-0		
9-6-0		0-0-0	0-3-0		HOME		3-3-0		0-0-0		6-0-0		
4-10-1		0-0-0	0-2-1		AWAY		1-5-0		0-0-0		3-3-0		
2-1-0		0-0-0	0-1-0		NEUTRAL		2-0-0		0-0-0		0-0-0		
RPI S	Opponent	Score	RPI S	Opponent	Score	RPI S	Opponent	Score	RPI S	Opponent	Score		
3 N	Virginia	2 8	35 H	Creighton	8 6	55 H	Fla. Atlantic	7 3	112 H	Austin Peay	11 2		
			35 H	Creighton	0 6	55 H	Fla. Atlantic	3 5	112 H	Austin Peay	2 9		
			35 H	Creighton	2 5	55 H	Fla. Atlantic	2 1	112 H	Austin Peay	6 1		
			38 A	FIU	2 3	64 H	Missouri St.	6 5	115 A	Memphis	9 8		
			38 A	FIU	1 6	74 N	UAB	3 5	115 H	Memphis	5 4		
			38 A	FIU	8 8	81 H	La.-Lafayette	9 10	125 H	Evansville	10 5		
			38 N	FIU	10 13	81 H	La.-Lafayette	11 7	125 H	Evansville	1 4		
			42 A	Ole Miss	3 4	81 H	La.-Lafayette	4 10	125 H	Evansville	2 3		
			42 H	Ole Miss	9 11	81 N	La.-Lafayette	3 0	145 A	Southeast Mo. St.	7 13		
			43 A	Auburn	5 12	88 A	Western Ky.	2 13	145 H	Southeast Mo. St.	5 8		
			49 H	Troy	3 5	88 A	Western Ky.	2 3	157 H	Southern Ill.	4 3		
			49 H	Troy	0 1	88 A	Western Ky.	4 3	165 A	UALR	11 5		
			49 H	Troy	1 2	99 A	South Ala.	5 10	165 A	UALR	0 1		
						99 A	South Ala.	7 8	165 A	UALR	6 7		
						99 A	South Ala.	4 7	165 H	UALR	6 4		
						99 N	South Ala.	12 9	165 H	UALR	9 1		
									165 H	UALR	6 4		
									180 A	SIU Edwardsville	1 2		
									180 A	SIU Edwardsville	5 6		
									184 A	La.-Monroe	7 8		
									184 A	La.-Monroe	13 3		
									184 A	La.-Monroe	13 2		
									200 H	Middle Tenn.	6 5		
									200 H	Middle Tenn.	11 4		
									200 H	Middle Tenn.	7 6		
									223 H	UT Martin	5 3		
									265 A	Murray St.	5 1		
LAST 15 GAMES			LAST 15 GAMES			LAST 15 GAMES			LAST 15 GAMES				
			99 N	South Ala.	12 9	38 A	FIU	1 6					
			81 N	La.-Lafayette	3 0	38 A	FIU	2 3					
			38 N	FIU	10 13	99 A	South Ala.	4 7					
			165 H	UALR	9 1								
			165 H	UALR	6 4								

Non-Div. I Games: Lyon 12 5

Arkansas St.

165	H	UALR	6	4
38	A	FIU	8	8

RPI	S	Opponent	Score	
265	H	Murray St.	8	4

A
r
k
a
n
s
a
s
s
t
.

A
r
k
a
n
s
a
s
s
t
.

Average RPI Win: 206		WON-LOST RECORD	WINNING PCT. RANK	LAST 15 GAMES	STRENGTH OF SCHEDULE	OPP. STRENGTH OF SCHEDULE	TEAM RPI	ADJ RPI	CONF. RPI	ADJ CONF. RPI	
Average RPI Loss: 166											
DIV. I ONLY		22-26-0	.45833 182	8-7-0	161	245	189	.47984 187	21	21	
DIV. I NON-CONF.		8-15-0	.34783 234	1-1-0	171	224	225	.45379 225	23	23	
TOTALS		RPI 1-25	RPI 26-50		W-L RECORDS		RPI 51-100		RPI 101-150		RPI 150+
22-26-0	0-0-0		0-0-0		OVERALL		0-2-0		2-9-0		20-15-0
11-5-0	0-0-0		0-0-0		HOME		0-2-0		0-0-0		11-3-0
7-12-0	0-0-0		0-0-0		AWAY		0-0-0		0-3-0		7-9-0
4-9-0	0-0-0		0-0-0		NEUTRAL		0-0-0		2-6-0		2-3-0
8-15-0	0-0-0		0-0-0		NON-CONFERENCE		0-2-0		2-9-0		6-4-0
3-3-0	0-0-0		0-0-0		HOME		0-2-0		0-0-0		3-1-0
1-3-0	0-0-0		0-0-		AWAY		0-0-0		0-3-0		1-0-0
4-9-0	0-0-0		0-0-0		NEUTRAL		0-0-0		2-6-0		2-3-0
14-11-0	0-0-0		0-0-0		CONFERENCE		0-0-0		0-0-0		14-11-0
8-2-0	0-0-0		0-0-0		HOME		0-0-0		0-0-0		8-2-0
6-9-0	0-0-0		0-0-0		AWAY		0-0-0		0-0-0		6-9-0
0-0-0	0-0-0		0-0-0		NEUTRAL		0-0-0		0-0-0		0-0-0
RPI S	Opponent	Score	RPI S	Opponent	Score	RPI S	Opponent	Score	RPI S	Opponent	Score
						83 H	Stony Brook	0 11	104 N	Radford	4 7
						83 H	Stony Brook	0 1	104 N	Radford	8 18
									105 N	Marist	7 15
									113 A	Maryland	6 7
									113 A	Maryland	1 3
									113 A	Maryland	0 3
									138 N	Pittsburgh	1 4
									138 N	Pittsburgh	0 7
									143 N	Indiana	12 10
									148 N	Ohio St.	1 7
									148 N	Ohio St.	14 9
									170 N	Dartmouth	2 11
									178 H	Holy Cross	2 1
									178 H	Holy Cross	8 3
									178 H	Holy Cross	13 7
									178 H	Holy Cross	6 2
									179 A	Bucknell	4 7
									179 A	Bucknell	4 6
									179 A	Bucknell	7 4
									179 A	Bucknell	4 8
									188 A	Navy	6 3
									188 A	Navy	3 4
									188 A	Navy	3 5
									188 H	Navy	3 0
									188 H	Navy	3 4
									188 H	Navy	6 5
									188 H	Navy	2 3
LAST 15 GAMES											
			188 A	Navy	3 5		179 A	Bucknell	4 7		
			188 A	Navy	6 3		179 A	Bucknell	4 8		
			188 A	Navy	3 4		105 N	Marist	7 15		
			247 H	Lafayette	7 3						
			247 H	Lafayette	4 2						

Non-Div. I Games:

Army

179	A	Bucknell	7	4
179	A	Bucknell	4	6

RPI	S	Opponent	Score	
191	H	Siena	11	8
202	N	Northwestern	5	2
203	H	Fairfield	3	9
204	H	Yale	10	2
208	N	Georgetown	4	7
222	A	Davidson	10	6
233	A	Lehigh	6	7
233	A	Lehigh	12	9
233	A	Lehigh	2	3
233	A	Lehigh	6	8
235	N	Massachusetts	10	9
247	A	Lafayette	7	9
247	A	Lafayette	12	2
247	A	Lafayette	9	0
247	A	Lafayette	8	6
247	H	Lafayette	4	2
247	H	Lafayette	7	3
257	N	Akron	1	4
259	H	Quinnipiac	12	0

A
r
m
y

A
r
m
y

Average RPI Win: 89		WON-LOST RECORD		WINNING PCT. RANK		LAST 15 GAMES		STRENGTH OF SCHEDULE		OPP. STRENGTH OF SCHEDULE		TEAM RPI		ADJ RPI		CONF. RPI		ADJ CONF. RPI									
DIV. I ONLY		29-29-0		.5 149		6-9-0		4		23		39		.55962 43		1		1									
DIV. I NON-CONF.		14-11-0		.56 112		1-2-0		17		139		48		.55569 51		1		1									
TOTALS		RPI 1-25		RPI 26-50		W-L RECORDS		RPI 51-100		RPI 101-150		RPI 150+															
29-29-0		5-16-0		8-4-0		OVERALL		3-4-0		9-4-0		4-1-0															
19-14-0		5-8-0		5-2-0		HOME		1-2-0		5-2-0		3-0-0															
8-13-0		0-6-0		3-2-0		AWAY		1-2-0		4-2-0		0-1-0															
2-2-0		0-2-0		0-0-0		NEUTRAL		1-0-0		0-0-0		1-0-0															
14-11-0		1-3-0		1-1-0		NON-CONFERENCE		3-4-0		5-2-0		4-1-0															
11-7-0		1-3-0		1-0-0		HOME		1-2-0		5-2-0		3-0-0															
1-4-0		0-0-0		0-0-		AWAY		1-2-0		0-0-0		0-1-0															
2-0-0		0-0-0		0-0-0		NEUTRAL		1-0-0		0-0-0		1-0-0															
15-18-0		4-13-0		7-3-0		CONFERENCE		0-0-0		4-2-0		0-0-0															
8-7-0		4-5-0		4-2-0		HOME		0-0-0		0-0-0		0-0-0															
7-9-0		0-6-0		3-1-0		AWAY		0-0-0		4-2-0		0-0-0															
0-2-0		0-2-0		0-0-0		NEUTRAL		0-0-0		0-0-0		0-0-0															
RPI	S	Opponent		Score		RPI	S	Opponent		Score		RPI	S	Opponent		Score		RPI	S	Opponent		Score					
3	H	Virginia		2	13	28	A	LSU		2	3	62	A	Col. of Charleston		7	4	104	H	Radford		6	8				
4	H	Vanderbilt		2	6	28	A	LSU		3	1	67	A	Samford		8	9	104	H	Radford		3	2				
4	H	Vanderbilt		2	11	28	A	LSU		8	7	67	H	Samford		0	8	104	H	Radford		2	0				
4	H	Vanderbilt		6	11	33	A	Alabama		2	1	74	H	UAB		6	0	107	A	Kentucky		8	2				
5	A	South Carolina		3	7	33	H	Alabama		8	7	88	N	Western Ky.		13	8	107	A	Kentucky		15	8				
5	A	South Carolina		2	10	33	H	Alabama		6	7	99	A	South Ala.		1	8	107	A	Kentucky		12	9				
5	A	South Carolina		1	2	33	H	Alabama		7	5	99	H	South Ala.		1	7	115	H	Memphis		6	2				
5	N	South Carolina		3	7	42	H	Ole Miss		9	7							116	A	Tennessee		13	4				
7	H	Arizona St.		5	9	42	H	Ole Miss		6	3							116	A	Tennessee		3	4				
7	H	Arizona St.		7	8	42	H	Ole Miss		7	10							116	A	Tennessee		2	5				
7	H	Arizona St.		10	8	49	A	Troy		6	14							126	H	Bethune-Cookman		9	2				
14	H	Arkansas		9	5	49	H	Troy		6	1							126	H	Bethune-Cookman		2	5				
14	H	Arkansas		5	6													131	H	Arkansas St.		12	5				
14	H	Arkansas		8	7													152	A	Jacksonville St.		4	5				
16	H	Georgia		11	14													152	H	Jacksonville St.		9	4				
16	H	Georgia		3	0													268	H	Texas Southern		11	1				
16	H	Georgia		4	3													278	N	NYIT		6	3				
16	N	Georgia		2	3													295	H	Alabama St.		7	5				
18	A	Mississippi St.		6	7																						
18	A	Mississippi St.		0	5																						
18	A	Mississippi St.		8	15																						
						LAST 15 GAMES																					
						16 N Georgia						2	3	33 H Alabama						8	7						
						5 N South Carolina						3	7	33 H Alabama						7	5						
						116 A Tennessee						3	4	295 H Alabama St.						7	5						
						116 A Tennessee						13	4														
						116 A Tennessee						2	5														

Non-Div. I Games:

Auburn

99	A	South Ala.	1	8
33	H	Alabama	6	7

A
u
b
u
r
n

A
u
b
u
r
n

Average RPI Win: 192		WON-LOST RECORD		WINNING PCT. RANK		LAST 15 GAMES		STRENGTH OF SCHEDULE		OPP. STRENGTH OF SCHEDULE		TEAM RPI		ADJ RPI		CONF. RPI		ADJ CONF. RPI	
Average RPI Loss: 127																			
DIV. I ONLY		34-24-0		.58621 83		10-5-0		176		190		117		.51721 112		23		23	
DIV. I NON-CONF.		14-18-0		.4375 186		2-3-0		103		119		150		.50122 144		21		20	
TOTALS		RPI 1-25		RPI 26-50		W-L RECORDS		RPI 51-100		RPI 101-150		RPI 150+							
34-24-0		1-2-0		0-2-0		OVERALL		3-5-0		4-7-0		26-8-0							
17-10-0		0-0-0		0-0-0		HOME		1-2-0		3-4-0		13-4-0							
14-13-0		1-1-0		0-2-0		AWAY		2-3-0		1-3-0		10-4-0							
3-1-0		0-1-0		0-0-0		NEUTRAL		0-0-0		0-0-0		3-0-0							
14-18-0		1-2-0		0-2-0		NON-CONFERENCE		3-5-0		2-6-0		8-3-0							
8-7-0		0-0-0		0-0-0		HOME		1-2-0		1-3-0		6-2-0							
6-10-0		1-1-0		0-0-		AWAY		2-3-0		1-3-0		2-1-0							
0-1-0		0-1-0		0-0-0		NEUTRAL		0-0-0		0-0-0		0-0-0							
20-6-0		0-0-0		0-0-0		CONFERENCE		0-0-0		2-1-0		18-5-0							
9-3-0		0-0-0		0-0-0		HOME		0-0-0		2-1-0		7-2-0							
8-3-0		0-0-0		0-0-0		AWAY		0-0-0		0-0-0		8-3-0							
3-0-0		0-0-0		0-0-0		NEUTRAL		0-0-0		0-0-0		3-0-0							
RPI S	Opponent		Score		RPI S	Opponent		Score		RPI S	Opponent		Score		RPI S	Opponent		Score	
10 A	Georgia Tech		2	1	42 A	Ole Miss		3	11	58 A	Belmont		7	5	116 H	Tennessee		3	5
10 A	Georgia Tech		2	12	42 A	Ole Miss		4	5	58 H	Belmont		16	17	123 H	Eastern Mich.		15	16
18 N	Mississippi St.		3	8						60 A	Illinois St.		3	2	123 H	Eastern Mich.		10	5
										60 A	Illinois St.		2	6	125 A	Evansville		3	8
										60 A	Illinois St.		2	9	125 H	Evansville		3	24
										60 H	Illinois St.		5	4	131 A	Arkansas St.		1	6
										88 A	Western Ky.		2	5	131 A	Arkansas St.		9	2
										88 H	Western Ky.		6	17	131 A	Arkansas St.		2	11
															145 H	Southeast Mo. St.		7	5
															145 H	Southeast Mo. St.		2	3
															145 H	Southeast Mo. St.		6	5
															152 A	Jacksonville St.		4	5
															152 A	Jacksonville St.		9	5
															152 A	Jacksonville St.		7	2
															152 N	Jacksonville St.		4	1
															152 N	Jacksonville St.		7	3
															159 H	South Dakota St.		10	7
															159 H	South Dakota St.		2	8
															180 A	SIU Edwardsville		0	1
															200 A	Middle Tenn.		11	4
															200 H	Middle Tenn.		6	9
															209 H	Tennessee Tech		8	7
															209 H	Tennessee Tech		5	4
															209 H	Tennessee Tech		10	4
															209 N	Tennessee Tech		2	1
															214 A	Lipscomb		6	5
															214 H	Lipscomb		16	15
LAST 15 GAMES																			
10 A	Georgia Tech		2	12	223 A	UT Martin		14	3	209 H	Tennessee Tech		5	4	209 H	Tennessee Tech		10	4
18 N	Mississippi St.		3	8	223 A	UT Martin		11	6	209 H	Tennessee Tech		2	1	214 A	Lipscomb		6	5
10 A	Georgia Tech		2	1	214 A	Lipscomb		6	5	209 N	Tennessee Tech		2	1	214 A	Lipscomb		6	5
152 N	Jacksonville St.		7	3						214 H	Lipscomb		16	15					
152 N	Jacksonville St.		4	1															

Non-Div. I Games:

Austin Peay

A
u
s
t
i
n
P
e
a
yA
u
s
t
i
n
P
e
a
y

A
u
s
t
i
n
P
e
a
y

A
u
s
t
i
n
P
e
a
y

A
u
s
t
i
n
P
e
a
y

Average RPI Win: 162		WON-LOST	WINNING	LAST 15	STRENGTH OF		OPP. STRENGTH	TEAM	ADJ	CONF.	ADJ CONF.				
Average RPI Loss: 101		RECORD	PCT. RANK	GAMES	SCHEDULE		OF SCHEDULE	RPI	RPI	RPI	RPI				
DIV. I ONLY		31-27-0	.53448	121	9-6-0		202	61	141	.50795	129	13	11		
DIV. I NON-CONF.		17-13-0	.56667	105	3-1-0		155	58	102	.52678	97	7	7		

TOTALS		RPI 1-25		RPI 26-50		W-L RECORDS		RPI 51-100		RPI 101-150		RPI 150+			
31-27-0		1-4-0		2-2-0		OVERALL		3-8-0		3-5-0		22-8-0			
12-6-0		0-2-0		0-0-0		HOME		1-1-0		2-2-0		9-1-0			
16-19-0		1-1-0		2-2-0		AWAY		1-7-0		1-2-0		11-7-0			
3-2-0		0-1-0		0-0-0		NEUTRAL		1-0-0		0-1-0		2-0-0			
17-13-0		1-1-0		2-2-0		NON-CONFERENCE		1-6-0		0-0-0		13-4-0			
5-1-0		0-0-0		0-0-0		HOME		1-1-0		0-0-0		4-0-0			
10-12-0		1-1-0		2-0-		AWAY		0-5-0		0-0-0		7-4-0			
2-0-0		0-0-0		0-0-0		NEUTRAL		0-0-0		0-0-0		2-0-0			
14-14-0		0-3-0		0-0-0		CONFERENCE		2-2-0		3-5-0		9-4-0			
7-5-0		0-2-0		0-0-0		HOME		0-0-0		2-2-0		5-1-0			
6-7-0		0-0-0		0-0-0		AWAY		1-2-0		1-2-0		4-3-0			
1-2-0		0-1-0		0-0-0		NEUTRAL		1-0-0		0-1-0		0-0-0			
RPI S	Opponent	Score		RPI S	Opponent	Score		RPI S	Opponent	Score		RPI S	Opponent	Score	
7 A	Arizona St.	0	3	35 A	Creighton	5	6	54 A	Oregon	0	10	103 A	Utah	2	3
7 A	Arizona St.	6	4	35 A	Creighton	11	4	54 A	Oregon	3	6	103 A	Utah	6	15
21 H	TCU	4	6	50 A	Texas Tech	4	7	54 A	Oregon	2	4	103 A	Utah	10	8
21 H	TCU	6	12	50 A	Texas Tech	8	3	61 A	Washington St.	3	4	103 H	Utah	7	6
21 N	TCU	5	12					61 A	Washington St.	0	3	141 H	New Mexico	2	9
								75 H	Gonzaga	5	12	141 H	New Mexico	5	7
								75 H	Gonzaga	4	3	141 H	New Mexico	1	0
								87 A	UNLV	5	6	141 N	New Mexico	4	5
								87 A	UNLV	2	7	160 A	San Diego St.	6	14
								87 A	UNLV	9	4	160 A	San Diego St.	9	3
								87 N	UNLV	5	1	160 A	San Diego St.	8	2
												160 A	San Diego St.	1	2
												160 H	San Diego St.	8	4
												160 H	San Diego St.	6	4
												160 H	San Diego St.	3	5
												167 A	Northwestern St.	1	4
												167 A	Northwestern St.	7	8
												167 A	Northwestern St.	19	1
												171 A	Pepperdine	3	5
												171 A	Pepperdine	8	3
												171 A	Pepperdine	5	4
												181 N	Northern Ill.	8	5
												181 N	Northern Ill.	3	2
												183 A	Washington	9	6
												183 A	Washington	2	6
												183 A	Washington	3	2
												186 A	Portland	7	6
				LAST 15 GAMES											
				21 N	TCU	5	12	231 H	Air Force	9	4				
				160 A	San Diego St.	8	2	160 A	San Diego St.	9	3				
				87 N	UNLV	5	1	160 A	San Diego St.	1	2				
				141 N	New Mexico	4	5								
				231 A	Air Force	20	5								

Non-Div. I Games:

BYU

231	A	Air Force	4	1
231	A	Air Force	3	4

RPI	S	Opponent	Score	
186	A	Portland	7	6
207	H	Utah Valley	11	3
231	A	Air Force	3	4
231	A	Air Force	20	5
231	A	Air Force	4	1
231	H	Air Force	9	4
231	H	Air Force	10	4
231	H	Air Force	10	1
240	H	Seattle	10	3
240	H	Seattle	4	3
240	H	Seattle	13	3

Average RPI Win: 193		WON-LOST	WINNING	LAST 15	STRENGTH OF		OPP. STRENGTH	TEAM	ADJ	CONF.	ADJ CONF.
Average RPI Loss: 140		RECORD	PCT. RANK	GAMES	SCHEDULE		OF SCHEDULE	RPI	RPI	RPI	RPI
DIV. I ONLY		13-35-0	.27083	280	4-11-0		92	221	242	.44958	238
DIV. I NON-CONF.		2-20-0	.09091	295	0-1-0		29	183	261	.43146	257
TOTALS		RPI 1-25	RPI 26-50		W-L RECORDS		RPI 51-100		RPI 101-150		RPI 150+
13-35-0		0-0-0	0-2-0		OVERALL		1-9-0		4-11-0		8-13-0
6-11-0		0-0-0	0-0-0		HOME		0-0-0		1-4-0		5-7-0
7-22-0		0-0-0	0-2-0		AWAY		1-9-0		3-7-0		3-4-0
0-2-0		0-0-0	0-0-0		NEUTRAL		0-0-0		0-0-0		0-2-0
2-20-0		0-0-0	0-2-0		NON-CONFERENCE		1-9-0		1-5-0		0-4-0
0-2-0		0-0-0	0-0-0		HOME		0-0-0		0-2-0		0-0-0
2-16-0		0-0-0	0-0-		AWAY		1-9-0		1-3-0		0-2-0
0-2-0		0-0-0	0-0-0		NEUTRAL		0-0-0		0-0-0		0-2-0
11-15-0		0-0-0	0-0-0		CONFERENCE		0-0-0		3-6-0		8-9-0
6-9-0		0-0-0	0-0-0		HOME		0-0-0		1-2-0		5-7-0
5-6-0		0-0-0	0-0-0		AWAY		0-0-0		2-4-0		3-2-0
0-0-0		0-0-0	0-0-0		NEUTRAL		0-0-0		0-0-0		0-0-0
RPI S	Opponent	Score	RPI S	Opponent	Score	RPI S	Opponent	Score	RPI S	Opponent	Score
44 A	Coastal Caro.	2 10	44 A	Coastal Caro.	1 11	58 A	Belmont	1 4	121 A	Purdue	9 14
						58 A	Belmont	6 7	121 H	Purdue	5 8
						58 A	Belmont	4 8	123 A	Eastern Mich.	4 5
						62 A	Col. of Charleston	1 12	123 A	Eastern Mich.	1 13
						73 A	Charlotte	7 1	123 A	Eastern Mich.	5 18
						73 A	Charlotte	4 5	132 H	Central Mich.	8 1
						73 A	Charlotte	1 9	132 H	Central Mich.	6 7
						95 A	Kennesaw St.	2 3	132 H	Central Mich.	3 12
						95 A	Kennesaw St.	9 17	143 H	Indiana	2 10
						95 A	Kennesaw St.	7 10	145 A	Southeast Mo. St.	8 22
									145 A	Southeast Mo. St.	7 12
									145 A	Southeast Mo. St.	6 2
									149 A	Miami (OH)	6 3
									149 A	Miami (OH)	2 0
									149 A	Miami (OH)	8 11
									166 A	Indiana St.	3 5
									181 A	Northern Ill.	13 7
									181 A	Northern Ill.	9 10
									181 A	Northern Ill.	8 18
									189 H	Western Mich.	4 5
									189 H	Western Mich.	0 2
									189 H	Western Mich.	6 18
									194 N	Marshall	8 12
									196 A	Citadel	4 6
									212 H	Toledo	11 6
									212 H	Toledo	1 2
									212 H	Toledo	8 3
LAST 15 GAMES						189 H	Western Mich.	4 5			
						212 H	Toledo	1 2			
						212 H	Toledo	8 3			
						181 A	Northern Ill.	8 18			
						181 A	Northern Ill.	13 7			

Non-Div. I Games: Indiana Tech 2 1 Northwestern Ohio 12 6

Ball St.

Ball St.

181	A	Northern Ill.	9	10
121	A	Purdue	9	14

Through Games Of 2011 Final

RPI	S	Opponent	Score	
227	H	Ohio	4	5
227	H	Ohio	1	0
227	H	Ohio	2	1
256	H	Bowling Green	5	10
256	H	Bowling Green	13	4
256	H	Bowling Green	0	2
259	N	Quinnipiac	4	5
275	A	Buffalo	7	4
275	A	Buffalo	8	3

Ball St.

B
a
l
l
S
t
.

B
a
l
l
S
t
.

Average RPI Win: 63		WON-LOST	WINNING	LAST 15	STRENGTH OF		OPP. STRENGTH	TEAM	ADJ		CONF.	ADJ CONF.
Average RPI Loss: 54		RECORD	PCT. RANK	GAMES	SCHEDULE		OF SCHEDULE	RPI	RPI		RPI	RPI
DIV. I ONLY		31-28-0	.52542	132	8-7-0		7	20	37	.56985	31	3
DIV. I NON-CONF.		18-12-0	.6	89	3-3-0		10	13	22	.58555	20	4
TOTALS		RPI 1-25	RPI 26-50		W-L RECORDS		RPI 51-100		RPI 101-150		RPI 150+	
31-28-0		6-8-0	9-8-0		OVERALL		8-7-0		8-5-0		0-0-0	
16-14-0		1-3-0	5-4-0		HOME		5-5-0		5-2-0		0-0-0	
12-9-0		4-4-0	3-1-0		AWAY		2-2-0		3-2-0		0-0-0	
3-5-0		1-1-0	1-3-0		NEUTRAL		1-0-0		0-1-0		0-0-0	
18-12-0		4-3-0	4-3-0		NON-CONFERENCE		3-3-0		7-3-0		0-0-0	
9-6-0		0-1-0	2-1-0		HOME		2-2-0		5-2-0		0-0-0	
6-3-0		3-2-0	1-0-		AWAY		0-1-0		2-0-0		0-0-0	
3-3-0		1-0-0	1-2-0		NEUTRAL		1-0-0		0-1-0		0-0-0	
13-16-0		2-5-0	5-5-0		CONFERENCE		5-4-0		1-2-0		0-0-0	
7-8-0		1-2-0	3-3-0		HOME		3-3-0		0-0-0		0-0-0	
6-6-0		1-2-0	2-1-0		AWAY		2-1-0		1-2-0		0-0-0	
0-2-0		0-1-0	0-1-0		NEUTRAL		0-0-0		0-0-0		0-0-0	
RPI S	Opponent	Score	RPI S	Opponent	Score	RPI S	Opponent	Score	RPI S	Opponent	Score	
9 A	Texas A&M	1 2	26 N	California	0 8	51 H	Kansas St.	5 4	103 N	Utah	3 4	
9 A	Texas A&M	12 1	26 N	California	8 9	51 H	Kansas St.	3 6	106 A	Kansas	12 4	
9 H	Texas A&M	1 5	26 N	California	6 4	51 H	Kansas St.	4 3	106 A	Kansas	3 4	
11 A	Texas	2 5	30 H	Oklahoma	3 2	63 N	Houston	5 2	106 A	Kansas	2 6	
11 H	Texas	7 6	30 H	Oklahoma	4 5	69 A	Nebraska	6 2	108 A	Texas-Arlington	9 4	
11 H	Texas	3 11	30 H	Oklahoma	4 2	69 A	Nebraska	2 6	108 H	Texas-Arlington	6 1	
11 N	Texas	1 6	38 H	FIU	7 6	69 A	Nebraska	2 0	120 H	Lamar	3 7	
12 A	Rice	3 2	40 A	Texas St.	6 4	72 H	Oral Roberts	5 4	133 H	Louisiana Tech	12 8	
12 N	Rice	12 8	40 H	Texas St.	2 13	72 H	Oral Roberts	3 7	133 H	Louisiana Tech	7 0	
16 A	Georgia	19 12	41 H	Dallas Baptist	7 1	72 H	Oral Roberts	9 4	133 H	Louisiana Tech	8 4	
16 A	Georgia	3 4	45 A	Oklahoma St.	0 1	76 H	Missouri	6 3	133 H	Louisiana Tech	6 2	
16 A	Georgia	4 2	45 A	Oklahoma St.	5 3	76 H	Missouri	1 10	147 A	UTSA	5 1	
21 A	TCU	6 7	45 A	Oklahoma St.	8 1	76 H	Missouri	2 4	147 H	UTSA	2 4	
21 H	TCU	0 2	45 N	Oklahoma St.	2 6	78 A	Sam Houston St.	2 3				
			50 H	Texas Tech	5 6	87 H	UNLV	4 7				
			50 H	Texas Tech	6 10							
			50 H	Texas Tech	14 13							
LAST 15 GAMES												
			26 N	California	8 9	30 H	Oklahoma	4 5				
			26 N	California	0 8	30 H	Oklahoma	4 2				
			12 A	Rice	3 2	41 H	Dallas Baptist	7 1				
			26 N	California	6 4							
			11 N	Texas	1 6							

Non-Div. I Games:

Baylor

45 N Oklahoma St.	2	6
30 H Oklahoma	3	2

B
a
y
l
o
r

B
a
y
l
o
r

Belmont

Through Games Of 2011 Final

Average RPI Win: 127		WON-LOST RECORD		WINNING PCT. RANK		LAST 15 GAMES		STRENGTH OF SCHEDULE		OPP. STRENGTH OF SCHEDULE		TEAM RPI		ADJ RPI		CONF. RPI		ADJ CONF. RPI		
DIV. I ONLY		37-26-0		.5873 82		10-5-0		57		86		55		.54539 58		8		9		
DIV. I NON-CONF.		16-13-0		.55172 120		3-2-0		78		79		79		.5352 84		9		9		
TOTALS		RPI 1-25		RPI 26-50		W-L RECORDS		RPI 51-100		RPI 101-150		RPI 150+								
37-26-0		4-6-0		6-2-0		OVERALL		9-6-0		4-6-0		14-6-0								
18-13-0		0-0-0		4-2-0		HOME		5-6-0		2-3-0		7-2-0								
13-13-0		3-6-0		0-0-0		AWAY		1-0-0		2-3-0		7-4-0								
6-0-0		1-0-0		2-0-0		NEUTRAL		3-0-0		0-0-0		0-0-0								
16-13-0		1-5-0		2-0-0		NON-CONFERENCE		3-3-0		3-1-0		7-4-0								
10-6-0		0-0-0		0-0-0		HOME		2-3-0		1-1-0		7-2-0								
4-7-0		1-5-0		0-0-		AWAY		1-0-0		2-0-0		0-2-0								
2-0-0		0-0-0		2-0-0		NEUTRAL		0-0-0		0-0-0		0-0-0								
21-13-0		3-1-0		4-2-0		CONFERENCE		6-3-0		1-5-0		7-2-0								
8-7-0		0-0-0		4-2-0		HOME		3-3-0		1-2-0		0-0-0								
9-6-0		2-1-0		0-0-0		AWAY		0-0-0		0-3-0		7-2-0								
4-0-0		1-0-0		0-0-0		NEUTRAL		3-0-0		0-0-0		0-0-0								
RPI	S	Opponent		Score		RPI	S	Opponent		Score		RPI	S	Opponent		Score				
4	A	Vanderbilt		0	10	39	H	East Tenn. St.		11	1	56	H	Mercer		4	3			
4	A	Vanderbilt		1	6	39	H	East Tenn. St.		9	8	56	H	Mercer		4	5			
4	A	Vanderbilt		2	6	39	H	East Tenn. St.		2	0	56	H	Mercer		7	10			
18	A	Mississippi St.		2	1	45	N	Oklahoma St.		3	2	56	N	Mercer		112	A	Austin Peay	17	16
18	A	Mississippi St.		3	5	46	H	Jacksonville		5	1	56	N	Mercer		112	H	Austin Peay	5	7
18	A	Mississippi St.		5	14	46	H	Jacksonville		2	13	60	H	Illinois St.		116	A	Tennessee	6	3
20	A	Stetson		11	5	46	H	Jacksonville		6	8	60	H	Illinois St.		121	H	Purdue	13	6
20	A	Stetson		5	2	49	N	Troy		5	2	60	H	Illinois St.		130	A	North Florida	9	17
20	A	Stetson		4	7							60	H	Illinois St.		130	A	North Florida	4	5
20	N	Stetson		15	3							88	A	Western Ky.		130	A	North Florida	2	22
												88	H	Western Ky.		200	H	Middle Tenn.	11	3
												95	H	Kennesaw St.		209	A	Tennessee Tech	8	9
												95	H	Kennesaw St.		209	H	Tennessee Tech	7	9
												95	H	Kennesaw St.		214	A	Lipscomb	9	2
												95	N	Kennesaw St.		214	A	Lipscomb	4	3
																214	A	Lipscomb	8	9
																215	A	S.C. Upstate	5	1
																215	A	S.C. Upstate	5	6
																215	A	S.C. Upstate	16	6
																223	A	UT Martin	8	9
																223	H	UT Martin	14	5
																223	H	UT Martin	24	3
																238	H	Ball St.	8	4
																238	H	Ball St.	7	6
																238	H	Ball St.	4	1
																255	A	Campbell	12	8
																255	A	Campbell	16	1
LAST 15 GAMES																				
																4	A	Vanderbilt	1	6
																49	N	Troy	5	2
																45	N	Oklahoma St.	3	2
																4	A	Vanderbilt	0	10
																56	N	Mercer	9	7
																20	N	Stetson	15	3
																20	A	Stetson	11	5
																20	A	Stetson	5	2

Non-Div. I Games: Ouachita Baptist 11 5

Belmont

56	N Mercer	6	4
95	N Kennesaw St.	4	1

RPI	S	Opponent	Score	
255	A	Campbell	7	2
265	H	Murray St.	3	0
265	H	Murray St.	0	7

Average RPI Win:	224	WON-LOST RECORD	WINNING PCT. RANK	LAST 15 GAMES	STRENGTH OF SCHEDULE	OPP. STRENGTH OF SCHEDULE	TEAM RPI	ADJ RPI	CONF. RPI	ADJ CONF. RPI		
DIV. I ONLY		36-25-0	.59016	78	9-6-0	210	213	137	.50935	126	32	32
DIV. I NON-CONF.		15-25-0	.375	223	1-6-0	77	42	162	.49817	149	32	32

TOTALS	RPI 1-25	RPI 26-50		W-L RECORDS		RPI 51-100		RPI 101-150		RPI 150+		
36-25-0	2-8-0	3-4-0		OVERALL		3-6-0		1-5-0		27-2-0		
21-6-0	1-2-0	1-0-0		HOME		1-1-0		1-2-0		17-1-0		
12-16-0	1-5-0	2-3-0		AWAY		0-5-0		0-3-0		9-0-0		
3-3-0	0-1-0	0-1-0		NEUTRAL		2-0-0		0-0-0		1-1-0		
15-25-0	2-8-0	3-4-0		NON-CONFERENCE		3-6-0		1-5-0		6-2-0		
9-6-0	1-2-0	1-0-0		HOME		1-1-0		1-2-0		5-1-0		
3-16-0	1-5-0	2-0-		AWAY		0-5-0		0-3-0		0-0-0		
3-3-0	0-1-0	0-1-0		NEUTRAL		2-0-0		0-0-0		1-1-0		
21-0-0	0-0-0	0-0-0		CONFERENCE		0-0-0		0-0-0		21-0-0		
12-0-0	0-0-0	0-0-0		HOME		0-0-0		0-0-0		12-0-0		
9-0-0	0-0-0	0-0-0		AWAY		0-0-0		0-0-0		9-0-0		
0-0-0	0-0-0	0-0-0		NEUTRAL		0-0-0		0-0-0		0-0-0		
RPI	S	Opponent	Score	RPI	S	Opponent	Score	RPI	S	Opponent	Score	
2	A	Florida	0 11	27	N	UC Irvine	3 9	55	A	Fla. Atlantic	7 12	
6	A	Florida St.	5 6	38	A	FIU	3 7	72	A	Oral Roberts	2 8	
17	A	Miami (FL)	3 5	38	A	FIU	5 4	72	A	Oral Roberts	3 5	
20	A	Stetson	6 7	43	A	Auburn	2 9	72	A	Oral Roberts	3 4	
20	A	Stetson	4 3	43	A	Auburn	5 2	82	N	Michigan St.	4 3	
20	H	Stetson	3 4	46	A	Jacksonville	6 7	96	A	South Fla.	0 1	
20	H	Stetson	10 2	46	H	Jacksonville	7 6	96	H	South Fla.	9 11	
22	A	UCF	1 8					96	H	South Fla.	4 3	
22	H	UCF	0 13					96	N	South Fla.	2 1	
22	N	UCF	5 16									

Non-Div. I Games:

Bethune-Cookman

266	H	Norfolk St.	8	0
294	H	Florida A&M	18	5

RPI	S	Opponent	Score	
297	H	Coppin St.	9	0
297	H	Coppin St.	15	1
298	H	Alabama A&M	5	0
298	H	Alabama A&M	11	1
298	H	Alabama A&M	13	1
299	A	Md.-East. Shore	3	2
299	A	Md.-East. Shore	5	4
299	A	Md.-East. Shore	7	3

Bethune-Cookman

B
e
t
h
u
n
e
-
C
o
o
k
m
a
n

B
e
t
h
u
n
e
-
C
o
o
k
m
a
n

Average RPI Win: 218		WON-LOST	WINNING	LAST 15	STRENGTH OF		OPP. STRENGTH	TEAM	ADJ		CONF.	ADJ CONF.
Average RPI Loss: 134		RECORD	PCT. RANK	GAMES	SCHEDULE		OF SCHEDULE	RPI	RPI		RPI	RPI
DIV. I ONLY		21-28-0	.42857	202	5-10-0		193	228	209		26	26
DIV. I NON-CONF.		8-16-0	.33333	238	0-0-0		115	170	207		25	25
TOTALS		RPI 1-25	RPI 26-50		W-L RECORDS		RPI 51-100		RPI 101-150		RPI 150+	
21-28-0		0-0-0	1-2-0		OVERALL		3-10-0		0-3-0		17-13-0	
7-3-0		0-0-0	0-0-0		HOME		0-3-0		0-0-0		7-0-0	
13-22-0		0-0-0	1-2-0		AWAY		3-7-0		0-3-0		9-10-0	
1-3-0		0-0-0	0-0-0		NEUTRAL		0-0-0		0-0-0		1-3-0	
8-16-0		0-0-0	1-2-0		NON-CONFERENCE		2-5-0		0-3-0		5-6-0	
1-0-0		0-0-0	0-0-0		HOME		0-0-0		0-0-0		1-0-0	
6-15-0		0-0-0	1-0-		AWAY		2-5-0		0-3-0		3-5-0	
1-1-0		0-0-0	0-0-0		NEUTRAL		0-0-0		0-0-0		1-1-0	
13-12-0		0-0-0	0-0-0		CONFERENCE		1-5-0		0-0-0		12-7-0	
6-3-0		0-0-0	0-0-0		HOME		0-3-0		0-0-0		6-0-0	
7-7-0		0-0-0	0-0-0		AWAY		1-2-0		0-0-0		6-5-0	
0-2-0		0-0-0	0-0-0		NEUTRAL		0-0-0		0-0-0		0-2-0	
RPI S	Opponent	Score	RPI S	Opponent	Score	RPI S	Opponent	Score	RPI S	Opponent	Score	
			41 A	Dallas Baptist	4 6	83 A	Stony Brook	4 5	105 A	Marist	2 3	
			41 A	Dallas Baptist	0 6	83 A	Stony Brook	4 2	141 A	New Mexico	2 16	
			41 A	Dallas Baptist	5 3	83 A	Stony Brook	0 6	141 A	New Mexico	4 5	
						83 H	Stony Brook	3 8	154 A	Maine	8 0	
						83 H	Stony Brook	1 4	154 A	Maine	1 2	
						83 H	Stony Brook	7 17	154 A	Maine	5 6	
						84 A	Liberty	12 7	154 A	Maine	2 7	
						84 A	Liberty	2 12	154 N	Maine	3 4	
						84 A	Liberty	6 9	158 A	New Mexico St.	3 7	
						91 A	VMI	0 2	158 A	New Mexico St.	6 9	
						91 A	VMI	7 1	158 A	New Mexico St.	3 18	
						91 A	VMI	3 5	158 A	New Mexico St.	5 13	
						91 A	VMI	2 9	191 A	Siena	6 2	
									191 A	Siena	12 1	
									191 A	Siena	11 6	
									197 N	Central Conn. St.	7 8	
									197 N	Central Conn. St.	7 6	
									237 A	Albany (NY)	13 11	
									237 A	Albany (NY)	9 5	
									237 A	Albany (NY)	3 5	
									237 A	Albany (NY)	3 4	
									237 N	Albany (NY)	1 4	
									261 A	George Washington	8 13	
									283 H	Niagara	5 2	
									288 A	UMBC	5 4	
									288 A	UMBC	6 1	
									288 A	UMBC	5 2	
LAST 15 GAMES												
			237 N	Albany (NY)	1 4	83 H	Stony Brook	1 4				
			154 N	Maine	3 4	83 H	Stony Brook	7 17				
			154 A	Maine	2 7	288 H	UMBC	8 2				
			154 A	Maine	5 6							
			154 A	Maine	1 2							

Non-Div. I Games:

Binghamton

154 A Maine	8	0
83 H Stony Brook	3	8

RPI	S	Opponent	Score	
288	H	UMBC	9	0
288	H	UMBC	7	5
288	H	UMBC	8	2
291	H	Hartford	1	0
291	H	Hartford	3	2
291	H	Hartford	5	3

B
i
n
g
h
a
m
t
o
n

B
i
n
g
h
a
m
t
o
n

Average RPI Win:		142	WON-LOST RECORD		WINNING PCT. RANK	LAST 15 GAMES	STRENGTH OF SCHEDULE		OPP. STRENGTH OF SCHEDULE	TEAM RPI	ADJ RPI	CONF. RPI	ADJ CONF. RPI								
DIV. I ONLY			17-33-0		.34	258	3-12-0		28	24	135	.50445	139	2	2						
DIV. I NON-CONF.			10-11-0		.47619	164	2-2-0		48	141	104	.52089	104	2	2						
TOTALS		RPI 1-25		RPI 26-50		W-L RECORDS		RPI 51-100		RPI 101-150		RPI 150+									
17-33-0		1-17-0		0-4-0		OVERALL		3-6-0		7-2-0		6-4-0									
5-12-0		1-7-0		0-3-0		HOME		2-1-0		0-0-0		2-1-0									
6-21-0		0-10-0		0-1-0		AWAY		0-5-0		6-2-0		0-3-0									
6-0-0		0-0-0		0-0-0		NEUTRAL		1-0-0		1-0-0		4-0-0									
10-11-0		0-4-0		0-1-0		NON-CONFERENCE		1-2-0		3-0-0		6-4-0									
2-1-0		0-0-0		0-0-0		HOME		0-0-0		0-0-0		2-1-0									
2-10-0		0-4-0		0-0-		AWAY		0-2-0		2-0-0		0-3-0									
6-0-0		0-0-0		0-0-0		NEUTRAL		1-0-0		1-0-0		4-0-0									
7-22-0		1-13-0		0-3-0		CONFERENCE		2-4-0		4-2-0		0-0-0									
3-11-0		1-7-0		0-3-0		HOME		2-1-0		0-0-0		0-0-0									
4-11-0		0-6-0		0-0-0		AWAY		0-3-0		4-2-0		0-0-0									
0-0-0		0-0-0		0-0-0		NEUTRAL		0-0-0		0-0-0		0-0-0									
RPI	S	Opponent		Score		RPI	S	Opponent		Score		RPI	S	Opponent		Score					
2	A	Florida		0	4	36	H	North Carolina St.		4	9	52	A	St. John's (NY)		4	5				
2	A	Florida		3	9	36	H	North Carolina St.		1	6	66	A	Wake Forest		5	15				
2	A	Florida		2	7	36	H	North Carolina St.		0	10	66	A	Wake Forest		1	2				
3	H	Virginia		5	4	44	A	Coastal Caro.		6	9	66	A	Wake Forest		3	4				
3	H	Virginia		0	4							70	A	Rhode Island		0	4				
3	H	Virginia		0	17							79	H	Virginia Tech		2	1				
6	A	Florida St.		1	3							79	H	Virginia Tech		5	3				
6	A	Florida St.		3	4							79	H	Virginia Tech		1	8				
6	A	Florida St.		6	15							82	N	Michigan St.		4	1				
8	H	Clemson		5	7																
8	H	Clemson		2	9																
8	H	Clemson		2	9																
10	A	Georgia Tech		0	2																
10	A	Georgia Tech		1	8																
10	A	Georgia Tech		8	10																
17	H	Miami (FL)		6	7																
17	H	Miami (FL)		4	19																
22	A	UCF		0	18																
						LAST 15 GAMES															
						36 H North Carolina St.						1	6	66 A Wake Forest						1	2
						36 H North Carolina St.						0	10	3 H Virginia						0	4
						36 H North Carolina St.						4	9	3 H Virginia						5	4
						224 H Le Moyne						4	0								
						224 H Le Moyne						2	4								

Non-Div. I Games:

Boston College

66 A Wake Forest	3	4
66 A Wake Forest	5	15

B
o
s
t
o
n
C
o
l
l
e
g
e

B
o
s
t
o
n
C
o
l
l
e
g
e

Average RPI Win:	225	WON-LOST RECORD	WINNING PCT. RANK	LAST 15 GAMES	STRENGTH OF SCHEDULE	OPP. STRENGTH OF SCHEDULE	TEAM RPI	ADJ RPI	CONF. RPI	ADJ CONF. RPI		
DIV. I ONLY		19-31-0	.38	234	5-10-0	257	236	255	.4365	256	20	20
DIV. I NON-CONF.		8-13-0	.38095	221	2-0-0	285	261	274	.41771	272	19	19
<hr/>												
TOTALS	RPI 1-25	RPI 26-50		W-L RECORDS		RPI 51-100		RPI 101-150		RPI 150+		
19-31-0	0-0-0	0-3-0		OVERALL		0-4-0		3-7-0		16-17-0		
8-10-0	0-0-0	0-2-0		HOME		0-0-0		2-2-0		6-6-0		
8-16-0	0-0-0	0-0-0		AWAY		0-3-0		1-4-0		7-9-0		
3-5-0	0-0-0	0-1-0		NEUTRAL		0-1-0		0-1-0		3-2-0		
<hr/>												
8-13-0	0-0-0	0-0-0		NON-CONFERENCE		0-4-0		2-1-0		6-8-0		
2-2-0	0-0-0	0-0-0		HOME		0-0-0		1-0-0		1-2-0		
3-8-0	0-0-0	0-0-		AWAY		0-3-0		1-0-0		2-5-0		
3-3-0	0-0-0	0-0-0		NEUTRAL		0-1-0		0-1-0		3-1-0		
<hr/>												
11-18-0	0-0-0	0-3-0		CONFERENCE		0-0-0		1-6-0		10-9-0		
6-8-0	0-0-0	0-2-0		HOME		0-0-0		1-2-0		5-4-0		
5-8-0	0-0-0	0-0-0		AWAY		0-0-0		0-4-0		5-4-0		
0-2-0	0-0-0	0-1-0		NEUTRAL		0-0-0		0-0-0		0-1-0		
<hr/>												
RPI S	Opponent	Score	RPI S	Opponent	Score	RPI S	Opponent	Score	RPI S	Opponent	Score	
			37 H	Kent St.	10 17	60 N	Illinois St.	10 18	123 H	Eastern Mich.	4 5	
			37 H	Kent St.	0 8	88 A	Western Ky.	3 12	123 H	Eastern Mich.	13 5	
			37 N	Kent St.	2 6	88 A	Western Ky.	1 12	123 H	Eastern Mich.	11 13	
						88 A	Western Ky.	7 8	132 A	Central Mich.	0 1	
									142 N	Xavier	6 7	
									146 H	Wright St.	8 5	
									148 A	Ohio St.	5 4	
									149 A	Miami (OH)	0 1	
									149 A	Miami (OH)	1 2	
									149 A	Miami (OH)	4 7	
									181 A	Northern Ill.	7 2	
									181 A	Northern Ill.	8 0	
									181 A	Northern Ill.	0 3	
									181 N	Northern Ill.	2 4	
									189 A	Western Mich.	1 5	
									195 H	Dayton	2 13	
									212 H	Toledo	4 7	
									212 H	Toledo	6 2	
									212 H	Toledo	13 10	
									225 A	Michigan	3 13	
									227 H	Ohio	5 7	
									227 H	Ohio	6 3	
									227 H	Ohio	2 5	
									231 N	Air Force	0 6	
									233 N	Lehigh	6 5	
									238 A	Ball St.	4 13	
									238 A	Ball St.	2 0	
<hr/>												
LAST 15 GAMES												
			181 N	Northern Ill.	2 4	146 H	Wright St.	8 5	227 H	Ohio	6 3	
			37 N	Kent St.	2 6	257 H	Akron	5 1	231 N	Air Force	0 6	
			275 A	Buffalo	11 3	257 H	Akron	6 7	233 N	Lehigh	6 5	
			275 A	Buffalo	2 3				238 A	Ball St.	4 13	
			272 H	Cleveland St.	9 5				238 A	Ball St.	2 0	

Non-Div. I Games: Northwestern Ohio 6 5

Bowling Green

Bowling Green

37 H Kent St.	0	8
37 H Kent St.	10	17

Through Games Of 2011 Final

RPI	S	Opponent	Score	
238	A	Ball St.	10	5
249	N	North Dakota St.	8	4
251	H	Oakland	3	7
257	H	Akron	6	5
257	H	Akron	6	7
257	H	Akron	5	1
265	A	Murray St.	4	2
265	A	Murray St.	3	6
265	A	Murray St.	3	4
272	A	Cleveland St.	9	7
272	A	Cleveland St.	4	6
272	A	Cleveland St.	2	3
272	H	Cleveland St.	9	5
275	A	Buffalo	2	3
275	A	Buffalo	11	3
281	N	Mt. St. Mary's	16	4

Bowling Green

B
o
w
l
i
n
g
G
r
e
e
n

B
o
w
l
i
n
g
G
r
e
e
n

Average RPI Win: 196		WON-LOST	WINNING	LAST 15	STRENGTH OF		OPP. STRENGTH	TEAM	ADJ		CONF.	ADJ CONF.
Average RPI Loss: 127		RECORD	PCT. RANK	GAMES	SCHEDULE		OF SCHEDULE	RPI	RPI		RPI	RPI
DIV. I ONLY		21-32-0	.39623	224	2-13-0		183	171	207		.46354	213
DIV. I NON-CONF.		17-13-0	.56667	105	0-1-0		262	252	181		.47682	186
TOTALS		RPI 1-25	RPI 26-50		W-L RECORDS		RPI 51-100		RPI 101-150		RPI 150+	
21-32-0		0-0-0	0-4-0		OVERALL		0-9-0		4-4-0		17-15-0	
7-13-0		0-0-0	0-0-0		HOME		0-6-0		3-2-0		4-5-0	
4-16-0		0-0-0	0-4-0		AWAY		0-3-0		0-2-0		4-7-0	
10-3-0		0-0-0	0-0-0		NEUTRAL		0-0-0		1-0-0		9-3-0	
17-13-0		0-0-0	0-0-0		NON-CONFERENCE		0-0-0		3-2-0		14-11-0	
4-4-0		0-0-0	0-0-0		HOME		0-0-0		2-0-0		2-4-0	
3-7-0		0-0-0	0-0-		AWAY		0-0-0		0-2-0		3-5-0	
10-2-0		0-0-0	0-0-0		NEUTRAL		0-0-0		1-0-0		9-2-0	
4-19-0		0-0-0	0-4-0		CONFERENCE		0-9-0		1-2-0		3-4-0	
3-9-0		0-0-0	0-0-0		HOME		0-6-0		1-2-0		2-1-0	
1-9-0		0-0-0	0-4-0		AWAY		0-3-0		0-0-0		1-2-0	
0-1-0		0-0-0	0-0-0		NEUTRAL		0-0-0		0-0-0		0-1-0	
RPI S	Opponent	Score	RPI S	Opponent	Score	RPI S	Opponent	Score	RPI S	Opponent	Score	
			35 A	Creighton	3 7	60 H	Illinois St.	1 4	116 A	Tennessee	3 7	
			35 A	Creighton	1 4	60 H	Illinois St.	2 12	118 H	Illinois	7 4	
			35 A	Creighton	6 16	60 H	Illinois St.	7 12	121 A	Purdue	1 12	
			35 A	Creighton	1 10	64 A	Missouri St.	4 5	121 H	Purdue	9 4	
						64 A	Missouri St.	1 2	125 H	Evansville	0 6	
						64 A	Missouri St.	4 7	125 H	Evansville	0 2	
						71 H	Wichita St.	6 8	125 H	Evansville	3 2	
						71 H	Wichita St.	1 5	143 N	Indiana	6 2	
						71 H	Wichita St.	0 1	152 N	Jacksonville St.	2 5	
									157 H	Southern Ill.	4 11	
									157 H	Southern Ill.	9 0	
									157 H	Southern Ill.	4 0	
									157 N	Southern Ill.	1 5	
									165 A	UALR	8 5	
									165 A	UALR	4 0	
									165 A	UALR	7 11	
									166 A	Indiana St.	8 11	
									166 A	Indiana St.	9 8	
									166 A	Indiana St.	3 5	
									179 N	Bucknell	1 4	
									180 A	SIU Edwardsville	8 2	
									180 H	SIU Edwardsville	9 10	
									181 A	Northern Ill.	5 8	
									181 H	Northern Ill.	1 14	
									195 N	Dayton	4 3	
									195 N	Dayton	7 5	
									212 N	Toledo	7 4	
LAST 15 GAMES												
			157 N	Southern Ill.	1 5	64 A	Missouri St.	1 2				
			35 A	Creighton	1 4	64 A	Missouri St.	4 5				
			71 H	Wichita St.	0 1	157 H	Southern Ill.	4 0				
			71 H	Wichita St.	1 5							
			71 H	Wichita St.	6 8							

Non-Div. I Games: Eureka 21 1

Bradley

Bradley

241	H	Eastern Ill.	2	3
64	A	Missouri St.	4	7

Through Games Of 2011 Final

RPI	S	Opponent	Score	
214	A	Lipscomb	5	9
214	A	Lipscomb	3	4
231	N	Air Force	6	0
235	N	Massachusetts	3	2
241	H	Eastern Ill.	2	3
249	N	North Dakota St.	6	5
250	A	Western Ill.	4	6
250	H	Western Ill.	14	9
250	H	Western Ill.	6	1
250	H	Western Ill.	3	10
257	N	Akron	7	5
274	N	Butler	8	5
279	N	Morehead St.	13	4

Bradley

B
r
a
d
l
e
y

B
r
a
d
l
e
y

Average RPI Win:		193	WON-LOST RECORD		WINNING PCT. RANK		LAST 15 GAMES		STRENGTH OF SCHEDULE		OPP. STRENGTH OF SCHEDULE		TEAM RPI		ADJ RPI		CONF. RPI		ADJ CONF. RPI				
DIV. I ONLY			13-29-0		.30952 274		5-10-0		120		210		236		.4552 230		25		25				
DIV. I NON-CONF.			4-18-0		.18182 277		2-3-0		28		90		218		.46001 213		24		24				
TOTALS		RPI 1-25		RPI 26-50				W-L RECORDS		RPI 51-100				RPI 101-150				RPI 150+					
13-29-0		1-6-0		0-1-0				OVERALL		1-0-0				1-3-0				10-19-0					
8-6-0		0-0-0		0-0-0				HOME		1-0-0				1-1-0				6-5-0					
5-23-0		1-6-0		0-1-0				AWAY		0-0-0				0-2-0				4-14-0					
0-0-0		0-0-0		0-0-0				NEUTRAL		0-0-0				0-0-0				0-0-0					
4-18-0		1-6-0		0-1-0				NON-CONFERENCE		1-0-0				1-3-0				1-8-0					
2-2-0		0-0-0		0-0-0				HOME		1-0-0				1-1-0				0-1-0					
2-16-0		1-6-0		0-0-				AWAY		0-0-0				0-2-0				1-7-0					
0-0-0		0-0-0		0-0-0				NEUTRAL		0-0-0				0-0-0				0-0-0					
9-11-0		0-0-0		0-0-0				CONFERENCE		0-0-0				0-0-0				9-11-0					
6-4-0		0-0-0		0-0-0				HOME		0-0-0				0-0-0				6-4-0					
3-7-0		0-0-0		0-0-0				AWAY		0-0-0				0-0-0				3-7-0					
0-0-0		0-0-0		0-0-0				NEUTRAL		0-0-0				0-0-0				0-0-0					
RPI	S	Opponent		Score		RPI	S	Opponent		Score		RPI	S	Opponent		Score		RPI	S	Opponent		Score	
4	A	Vanderbilt		3	6	32	A	Connecticut		2	6	70	H	Rhode Island		7	6	105	H	Marist		3	1
4	A	Vanderbilt		5	6													105	H	Marist		3	4
4	A	Vanderbilt		1	3													124	A	San Jose St.		4	9
11	A	Texas		7	3													124	A	San Jose St.		4	11
11	A	Texas		3	4													163	A	Princeton		4	7
11	A	Texas		1	11													163	A	Princeton		2	12
11	A	Texas		0	8													170	A	Dartmouth		3	7
																		170	A	Dartmouth		4	11
																		170	A	Dartmouth		1	2
																		170	A	Dartmouth		3	11
																		176	H	Bryant		4	5
																		178	A	Holy Cross		7	10
																		191	A	Siena		3	4
																		191	A	Siena		3	6
																		201	H	Columbia		2	1
																		201	H	Columbia		6	5
																		204	A	Yale		4	0
																		204	A	Yale		6	3
																		204	H	Yale		6	1
																		204	H	Yale		8	18
																		228	A	Santa Clara		3	17
																		228	A	Santa Clara		3	18
																		228	A	Santa Clara		1	5
																		228	A	Santa Clara		3	8
																		232	A	Northeastern		6	4
																		248	H	Penn		5	14
																		248	H	Penn		4	2
LAST 15 GAMES						105	H	Marist		3	4	70	H	Rhode Island		7	6	228	A	Santa Clara		3	18
																		228	A	Santa Clara		1	5
																		228	A	Santa Clara		3	8
																		232	A	Northeastern		6	4
																		248	H	Penn		5	14
																		248	H	Penn		4	2

Non-Div. I Games:

Brown

204	A	Yale	6	3
176	H	Bryant	4	5

RPI	S	Opponent	Score	
263	A	Cornell	8	13
263	A	Cornell	5	2
282	H	Harvard	3	6
282	H	Harvard	7	12
282	H	Harvard	2	0
282	H	Harvard	4	3

Average RPI Win: 222		WON-LOST RECORD	WINNING PCT. RANK	LAST 15 GAMES	STRENGTH OF SCHEDULE	OPP. STRENGTH OF SCHEDULE	TEAM RPI	ADJ RPI	CONF. RPI	ADJ CONF. RPI		
Average RPI Loss: 138												
DIV. I ONLY		30-23-0	.56604	99	10-5-0	254	218	179	.48813	176	24	24
DIV. I NON-CONF.		11-11-0	.5	151	1-2-0	228	122	179	.48354	173	28	27
<hr/>												
TOTALS		RPI 1-25		RPI 26-50		W-L RECORDS		RPI 51-100		RPI 101-150		RPI 150+
30-23-0		0-0-0		0-4-0		OVERALL		4-5-0		3-3-0		23-11-0
13-7-0		0-0-0		0-1-0		HOME		0-1-0		3-2-0		10-3-0
17-16-0		0-0-0		0-3-0		AWAY		4-4-0		0-1-0		13-8-0
0-0-0		0-0-0		0-0-0		NEUTRAL		0-0-0		0-0-0		0-0-0
11-11-0		0-0-0		0-4-0		NON-CONFERENCE		2-3-0		1-1-0		8-3-0
3-2-0		0-0-0		0-1-0		HOME		0-1-0		1-0-0		2-0-0
8-9-0		0-0-0		0-0-		AWAY		2-2-0		0-1-0		6-3-0
0-0-0		0-0-0		0-0-0		NEUTRAL		0-0-0		0-0-0		0-0-0
19-12-0		0-0-0		0-0-0		CONFERENCE		2-2-0		2-2-0		15-8-0
10-5-0		0-0-0		0-0-0		HOME		0-0-0		2-2-0		8-3-0
9-7-0		0-0-0		0-0-0		AWAY		2-2-0		0-0-0		7-5-0
0-0-0		0-0-0		0-0-0		NEUTRAL		0-0-0		0-0-0		0-0-0
RPI	S	Opponent	Score	RPI	S	Opponent	Score	RPI	S	Opponent	Score	
				32	H	Connecticut	6 11	70	H	Rhode Island	0 4	
				45	A	Oklahoma St.	1 8	79	A	Virginia Tech	0 4	
				45	A	Oklahoma St.	0 8	79	A	Virginia Tech	0 15	
				45	A	Oklahoma St.	0 13	79	A	Virginia Tech	5 2	
								79	A	Virginia Tech	3 2	
								86	A	Sacred Heart	4 2	
								86	A	Sacred Heart	2 8	
								86	A	Sacred Heart	3 0	
								86	A	Sacred Heart	1 2	

Non-Div. I Games:

Bryant

259	H	Quinnipiac	5	0
259	H	Quinnipiac	9	4

RPI	S	Opponent	Score	
262	A	Houston Baptist	5	2
262	A	Houston Baptist	11	2
281	H	Mt. St. Mary's	5	2
281	H	Mt. St. Mary's	9	3
281	H	Mt. St. Mary's	3	0
281	H	Mt. St. Mary's	3	1
282	A	Harvard	3	2
282	A	Harvard	12	2
282	H	Harvard	12	1
286	A	Fairleigh Dickinson	16	5
286	A	Fairleigh Dickinson	7	0
286	A	Fairleigh Dickinson	9	2
286	A	Fairleigh Dickinson	8	2

B
r
y
a
n
t

B
r
y
a
n
t

Average RPI Win:	207	WON-LOST	WINNING	LAST 15	STRENGTH OF	OPP. STRENGTH	TEAM	ADJ	CONF.	ADJ CONF.	
Average RPI Loss:	168	RECORD	PCT. RANK	GAMES	SCHEDULE	OF SCHEDULE	RPI	RPI	RPI	RPI	
DIV. I ONLY	24-28-0	.46154	181	9-6-0	118	257	178	.48569	179	21	21
DIV. I NON-CONF.	13-16-0	.44828	176	2-2-0	104	271	166	.48878	165	23	23
<hr/>											
TOTALS	RPI 1-25	RPI 26-50		W-L RECORDS		RPI 51-100		RPI 101-150		RPI 150+	
24-28-0	0-0-0	0-4-0		OVERALL		1-2-0		1-2-0		22-20-0	
9-8-0	0-0-0	0-0-0		HOME		0-0-0		0-1-0		9-7-0	
11-17-0	0-0-0	0-4-0		AWAY		1-2-0		0-1-0		10-10-0	
4-3-0	0-0-0	0-0-0		NEUTRAL		0-0-0		1-0-0		3-3-0	
<hr/>											
13-16-0	0-0-0	0-4-0		NON-CONFERENCE		1-2-0		1-2-0		11-8-0	
5-3-0	0-0-0	0-0-0		HOME		0-0-0		0-1-0		5-2-0	
4-10-0	0-0-0	0-0-		AWAY		1-2-0		0-1-0		3-3-0	
4-3-0	0-0-0	0-0-0		NEUTRAL		0-0-0		1-0-0		3-3-0	
<hr/>											
11-12-0	0-0-0	0-0-0		CONFERENCE		0-0-0		0-0-0		11-12-0	
4-5-0	0-0-0	0-0-0		HOME		0-0-0		0-0-0		4-5-0	
7-7-0	0-0-0	0-0-0		AWAY		0-0-0		0-0-0		7-7-0	
0-0-0	0-0-0	0-0-0		NEUTRAL		0-0-0		0-0-0		0-0-0	
<hr/>											
RPI S	Opponent	Score	RPI S	Opponent	Score	RPI S	Opponent	Score	RPI S	Opponent	Score
			48 A	James Madison	7 37	91 A	VMI	5 6	102 A	Penn St.	3 7
			48 A	James Madison	12 19	91 A	VMI	3 7	105 H	Marist	1 13
			48 A	James Madison	15 26	91 A	VMI	4 2	143 N	Indiana	5 4
			48 A	James Madison	2 9				152 N	Jacksonville St.	1 9
									172 A	Richmond	2 4
									172 A	Richmond	5 3
									172 A	Richmond	4 3
									178 A	Holy Cross	5 8
									178 A	Holy Cross	7 13
									178 A	Holy Cross	5 6
									178 A	Holy Cross	8 5
									182 H	Towson	7 1
									182 H	Towson	1 8
									187 H	Army	6 4
									187 H	Army	7 4
									187 H	Army	4 7
									187 H	Army	8 4
									188 A	Navy	2 5
									188 A	Navy	15 7
									188 A	Navy	5 6
									188 A	Navy	2 1
									188 A	Navy	1 0
									188 A	Navy	0 6
									188 H	Navy	1 6
									213 N	Bradley	4 1
									224 A	Le Moyne	3 4
									224 A	Le Moyne	0 4
<hr/>											
LAST 15 GAMES											
			188 A	Navy	0 6	102 A	Penn St.	3 7			
			188 H	Navy	1 6	281 H	Mt. St. Mary's	11 2			
			188 A	Navy	1 0	233 A	Lehigh	11 6			
			187 H	Army	4 7						
			187 H	Army	6 4						

Non-Div. I Games: Shippensburg 7 3

Bucknell

Bucknell

187 H Army	7	4
187 H Army	8	4

Through Games Of 2011 Final

RPI	S	Opponent	Score	
231	N	Air Force	5	1
233	A	Lehigh	15	5
233	A	Lehigh	4	8
233	A	Lehigh	11	6
233	A	Lehigh	10	3
235	N	Massachusetts	4	6
236	A	Villanova	3	2
242	H	Longwood	2	6
242	H	Longwood	2	1
242	H	Longwood	3	2
242	H	Longwood	11	2
247	H	Lafayette	3	6
247	H	Lafayette	2	5
247	H	Lafayette	11	2
247	H	Lafayette	5	11
249	N	North Dakota St.	3	5
274	N	Butler	14	0
281	H	Mt. St. Mary's	11	2

Bucknell

B
u
c
k
n
e
l
l

B
u
c
k
n
e
l
l

Average RPI Win: 260		WON-LOST	WINNING	LAST 15	STRENGTH OF		OPP. STRENGTH	TEAM	ADJ		CONF.	ADJ CONF.	
Average RPI Loss: 181		RECORD	PCT. RANK	GAMES	SCHEDULE		OF SCHEDULE	RPI	RPI	RPI	RPI		
DIV. I ONLY		14-38-0	.26923	281	6-9-0		239	279	280	.40912	275	20	20
DIV. I NON-CONF.		11-16-0	.40741	202	4-2-0		254	298	259	.43139	258	19	19
TOTALS		RPI 1-25	RPI 26-50		W-L RECORDS		RPI 51-100		RPI 101-150		RPI 150+		
14-38-0		0-0-0	0-5-0		OVERALL		0-0-0		0-6-0		14-27-0		
7-14-0		0-0-0	0-0-0		HOME		0-0-0		0-0-0		7-14-0		
7-24-0		0-0-0	0-5-0		AWAY		0-0-0		0-6-0		7-13-0		
0-0-0		0-0-0	0-0-0		NEUTRAL		0-0-0		0-0-0		0-0-0		
11-16-0		0-0-0	0-2-0		NON-CONFERENCE		0-0-0		0-0-0		11-14-0		
4-4-0		0-0-0	0-0-0		HOME		0-0-0		0-0-0		4-4-0		
7-12-0		0-0-0	0-0-		AWAY		0-0-0		0-0-0		7-10-0		
0-0-0		0-0-0	0-0-0		NEUTRAL		0-0-0		0-0-0		0-0-0		
3-22-0		0-0-0	0-3-0		CONFERENCE		0-0-0		0-6-0		3-13-0		
3-10-0		0-0-0	0-0-0		HOME		0-0-0		0-0-0		3-10-0		
0-12-0		0-0-0	0-3-0		AWAY		0-0-0		0-6-0		0-3-0		
0-0-0		0-0-0	0-0-0		NEUTRAL		0-0-0		0-0-0		0-0-0		
RPI S	Opponent	Score	RPI S	Opponent	Score	RPI S	Opponent	Score	RPI S	Opponent	Score		
			29 A	East Carolina	3 8				123 A	Eastern Mich.	1 5		
			36 A	North Carolina St.	5 7				123 A	Eastern Mich.	5 6		
			37 A	Kent St.	3 13				123 A	Eastern Mich.	2 11		
			37 A	Kent St.	0 7				149 A	Miami (OH)	2 4		
			37 A	Kent St.	5 7				149 A	Miami (OH)	2 5		
									149 A	Miami (OH)	2 8		
									158 A	New Mexico St.	11 23		
									158 A	New Mexico St.	12 20		
									158 A	New Mexico St.	3 15		
									158 A	New Mexico St.	13 19		
									181 H	Northern Ill.	0 7		
									181 H	Northern Ill.	4 12		
									181 H	Northern Ill.	4 9		
									212 A	Toledo	0 7		
									212 A	Toledo	5 9		
									212 A	Toledo	3 7		
									221 A	Canisius	4 5		
									221 H	Canisius	2 8		
									221 H	Canisius	5 4		
									224 H	Le Moyne	1 3		
									224 H	Le Moyne	3 2		
									226 A	St. Bonaventure	11 3		
									226 A	St. Bonaventure	7 1		
									226 H	St. Bonaventure	2 3		
									226 H	St. Bonaventure	4 12		
									227 H	Ohio	12 14		
									227 H	Ohio	4 6		
LAST 15 GAMES													
			256 H	Bowling Green	3 11	224 H	Le Moyne	3 2					
			256 H	Bowling Green	3 2	224 H	Le Moyne	1 3					
			221 H	Canisius	2 8	227 H	Ohio	4 6					
			221 H	Canisius	5 4								
			149 A	Miami (OH)	2 8								

Non-Div. I Games:

Buffalo

Buffalo

149	A	Miami (OH)	2	5
149	A	Miami (OH)	2	4

Through Games Of 2011 Final

RPI	S	Opponent	Score	
227	H	Ohio	7	5
238	H	Ball St.	4	7
238	H	Ball St.	3	8
242	A	Longwood	5	15
242	A	Longwood	6	9
242	A	Longwood	2	8
242	A	Longwood	4	5
256	H	Bowling Green	3	11
256	H	Bowling Green	3	2
257	H	Akron	3	8
257	H	Akron	2	1
257	H	Akron	0	6
271	A	Delaware St.	7	6
271	A	Delaware St.	4	5
271	A	Delaware St.	18	7
283	H	Niagara	2	1
283	H	Niagara	11	4
300	A	N.C. Central	9	2
300	A	N.C. Central	19	7
300	A	N.C. Central	11	6

Buffalo

B
u
f
f
a
l
o

B
u
f
f
a
l
o

Average RPI Win:	243	WON-LOST RECORD	WINNING PCT. RANK	LAST 15 GAMES	STRENGTH OF SCHEDULE	OPP. STRENGTH OF SCHEDULE	TEAM RPI	ADJ RPI	CONF. RPI	ADJ CONF. RPI					
DIV. I ONLY	16-28-1	.36667	246	6-8-1	278	269	272	.40954	274	29	29				
DIV. I NON-CONF.	5-12-0	.29412	256	1-1-0	255	260	276	.40542	280	29	28				
<hr/>															
TOTALS	RPI 1-25	RPI 26-50		W-L RECORDS		RPI 51-100		RPI 101-150		RPI 150+					
16-28-1	0-0-0	0-0-0		OVERALL		0-2-0		2-4-0		14-22-1					
8-9-1	0-0-0	0-0-0		HOME		0-0-0		1-2-0		7-7-1					
6-13-0	0-0-0	0-0-0		AWAY		0-2-0		1-2-0		5-9-0					
2-6-0	0-0-0	0-0-0		NEUTRAL		0-0-0		0-0-0		2-6-0					
<hr/>															
5-12-0	0-0-0	0-0-0		NON-CONFERENCE		0-2-0		0-1-0		5-9-0					
1-2-0	0-0-0	0-0-0		HOME		0-0-0		0-1-0		1-1-0					
2-6-0	0-0-0	0-0-		AWAY		0-2-0		0-0-0		2-4-0					
2-4-0	0-0-0	0-0-0		NEUTRAL		0-0-0		0-0-0		2-4-0					
<hr/>															
11-16-1	0-0-0	0-0-0		CONFERENCE		0-0-0		2-3-0		9-13-1					
7-7-1	0-0-0	0-0-0		HOME		0-0-0		1-1-0		6-6-1					
4-7-0	0-0-0	0-0-0		AWAY		0-0-0		1-2-0		3-5-0					
0-2-0	0-0-0	0-0-0		NEUTRAL		0-0-0		0-0-0		0-2-0					
<hr/>															
RPI	S	Opponent	Score	RPI	S	Opponent	Score	RPI	S	Opponent	Score				
								92	A	Gardner-Webb	5 6				
								92	A	Gardner-Webb	4 11				
												121	H	Purdue	8 10
												146	A	Wright St.	15 4
												146	A	Wright St.	5 17
												146	A	Wright St.	5 13
												146	H	Wright St.	3 5
												146	H	Wright St.	6 5
												156	A	Cincinnati	12 13
												166	A	Indiana St.	3 15
												179	N	Bucknell	0 14
												195	A	Dayton	0 4
												199	N	Long Island	6 14
												213	N	Bradley	5 8
												215	A	S.C. Upstate	10 9
												216	A	Wofford	2 10
												218	H	Ill.-Chicago	4 8
												218	H	Ill.-Chicago	1 5
												218	H	Ill.-Chicago	7 8
												239	A	Valparaiso	4 11
								239	A	Valparaiso	8 6				
								239	H	Valparaiso	6 2				
								239	H	Valparaiso	5 12				
								239	H	Valparaiso	14 7				
								239	N	Valparaiso	0 9				
								249	N	North Dakota St.	2 15				
								251	H	Oakland	3 0				
								251	H	Oakland	3 15				
								252	A	Milwaukee	5 6				
<hr/>															
Non-Div. I Games:	Mt. Marty	10	9	Lawrence	7	0	Lawrence	11	0	Wabash	13	2			
	Taylor (IN)	16	5	Minn. Duluth	13	5	Lawrence	14	3	Butler					

156	A	Cincinnati	12	13
252	H	Milwaukee	11	11

RPI	S	Opponent	Score	
252	A	Milwaukee	4	1
252	A	Milwaukee	0	4
252	H	Milwaukee	2	1
252	H	Milwaukee	11	11
252	N	Milwaukee	0	5
257	N	Akron	4	3
272	H	Cleveland St.	1	9
272	H	Cleveland St.	7	2
272	H	Cleveland St.	2	6
273	A	IPFW	3	1
273	N	IPFW	8	3
277	A	Youngstown St.	3	4
277	A	Youngstown St.	15	1
277	A	Youngstown St.	1	5
277	H	Youngstown St.	2	1
277	H	Youngstown St.	8	6

B
u
t
l
e
r

B
u
t
l
e
r

Average RPI Win: 138		WON-LOST	WINNING	LAST 15	STRENGTH OF		OPP. STRENGTH	TEAM	ADJ	CONF.	ADJ CONF.
Average RPI Loss: 86		RECORD	PCT. RANK	GAMES	SCHEDULE		OF SCHEDULE	RPI	RPI	RPI	RPI
DIV. I ONLY		27-26-0	.50943	145	89		66	103	.52332	101	10
DIV. I NON-CONF.		12-17-0	.41379	198	83		35	145	.50561	132	8
TOTALS		RPI 1-25	RPI 26-50		W-L RECORDS		RPI 51-100		RPI 101-150		RPI 150+
27-26-0		5-2-0	2-6-0		OVERALL		3-10-0		4-4-0		13-4-0
19-7-0		3-1-0	1-1-0		HOME		2-2-0		3-2-0		10-1-0
8-17-0		2-0-0	1-5-0		AWAY		1-7-0		1-2-0		3-3-0
0-2-0		0-1-0	0-0-0		NEUTRAL		0-1-0		0-0-0		0-0-0
12-17-0		3-1-0	1-4-0		NON-CONFERENCE		2-8-0		1-1-0		5-3-0
9-5-0		1-0-0	1-1-0		HOME		2-2-0		1-1-0		4-1-0
3-10-0		2-0-0	0-0-0		AWAY		0-5-0		0-0-0		1-2-0
0-2-0		0-1-0	0-0-0		NEUTRAL		0-1-0		0-0-0		0-0-0
15-9-0		2-1-0	1-2-0		CONFERENCE		1-2-0		3-3-0		8-1-0
10-2-0		2-1-0	0-0-0		HOME		0-0-0		2-1-0		6-0-0
5-7-0		0-0-0	1-2-0		AWAY		1-2-0		1-2-0		2-1-0
0-0-0		0-0-0	0-0-0		NEUTRAL		0-0-0		0-0-0		0-0-0
RPI S	Opponent	Score	RPI S	Opponent	Score	RPI S	Opponent	Score	RPI S	Opponent	Score
1 N	North Carolina	1 2	27 A	UC Irvine	7 3	53 A	Cal St. Bakersfield	3 10	110 H	UC Riverside	4 3
13 A	Stanford	3 1	27 A	UC Irvine	2 6	53 A	Cal St. Bakersfield	1 3	110 H	UC Riverside	0 3
15 H	Cal St. Fullerton	7 2	27 A	UC Irvine	2 3	53 A	Cal St. Bakersfield	1 3	110 H	UC Riverside	4 1
15 H	Cal St. Fullerton	3 9	34 H	UCLA	2 1	65 A	Long Beach St.	2 5	128 H	Minnesota	4 9
15 H	Cal St. Fullerton	4 2	34 H	UCLA	0 8	65 A	Long Beach St.	3 4	128 H	Minnesota	5 1
23 A	Fresno St.	11 4	45 A	Oklahoma St.	0 1	65 A	Long Beach St.	10 0	135 A	UC Santa Barbara	4 7
23 H	Fresno St.	5 4	45 A	Oklahoma St.	2 8	76 N	Missouri	9 10	135 A	UC Santa Barbara	4 5
			45 A	Oklahoma St.	7 8	89 A	Southern California	2 5	135 A	UC Santa Barbara	6 4
						90 A	San Francisco	0 4	171 A	Pepperdine	3 5
						98 H	Loyola Marymount	7 5	171 H	Pepperdine	4 7
						98 H	Loyola Marymount	6 7	190 A	St. Mary's (CA)	1 11
						98 H	Loyola Marymount	2 1	190 H	St. Mary's (CA)	5 4
						98 H	Loyola Marymount	5 11	210 A	Pacific	3 2
									210 A	Pacific	21 0
									210 A	Pacific	1 6
									211 H	UC Davis	4 2
									211 H	UC Davis	11 4
									211 H	UC Davis	4 2
									219 H	Cal St. Northridge	7 3
									219 H	Cal St. Northridge	5 3
									219 H	Cal St. Northridge	8 2
									228 A	Santa Clara	7 2
									239 H	Valparaiso	8 3
									239 H	Valparaiso	7 1
									239 H	Valparaiso	11 0
LAST 15 GAMES			53 A	Cal St. Bakersfield	1 3	211 H	UC Davis	11 4			
			53 A	Cal St. Bakersfield	3 10	211 H	UC Davis	4 2			
			53 A	Cal St. Bakersfield	1 3	211 H	UC Davis	4 2			
			13 A	Stanford	3 1						
			210 A	Pacific	21 0						

Non-Div. I Games:

Cal Poly

210 A Pacific	3	2
210 A Pacific	1	6

C
a
l
P
o
l
y

C
a
l
P
o
l
y

Average RPI Win:		145	WON-LOST RECORD		WINNING PCT. RANK	LAST 15 GAMES		STRENGTH OF SCHEDULE		OPP. STRENGTH OF SCHEDULE	TEAM RPI	ADJ RPI	CONF. RPI	ADJ CONF. RPI
Average RPI Loss:		79	33-22-0		.6 68	8-7-0		82		68	58	.54973 53	28	28
DIV. I ONLY			33-22-0		.6 89	8-7-0		96		54	66	.54973 62	27	29
DIV. I NON-CONF.														
TOTALS		RPI 1-25	RPI 26-50		W-L RECORDS		RPI 51-100		RPI 101-150		RPI 150+			
33-22-0		5-3-0	2-4-0		OVERALL		3-9-0		6-4-0		17-2-0			
20-12-0		2-0-0	1-2-0		HOME		2-5-0		5-4-0		10-1-0			
9-10-0		2-3-0	1-2-0		AWAY		1-4-0		0-0-0		5-1-0			
4-0-0		1-0-0	0-0-0		NEUTRAL		0-0-0		1-0-0		2-0-0			
33-22-0		5-3-0	2-4-0		NON-CONFERENCE		3-9-0		6-4-0		17-2-0			
20-12-0		2-0-0	1-2-0		HOME		2-5-0		5-4-0		10-1-0			
9-10-0		2-3-0	1-0-		AWAY		1-4-0		0-0-0		5-1-0			
4-0-0		1-0-0	0-0-0		NEUTRAL		0-0-0		1-0-0		2-0-0			
0-0-0		0-0-0	0-0-0		CONFERENCE		0-0-0		0-0-0		0-0-0			
0-0-0		0-0-0	0-0-0		HOME		0-0-0		0-0-0		0-0-0			
0-0-0		0-0-0	0-0-0		AWAY		0-0-0		0-0-0		0-0-0			
0-0-0		0-0-0	0-0-0		NEUTRAL		0-0-0		0-0-0		0-0-0			
RPI S	Opponent	Score	RPI S	Opponent	Score	RPI S	Opponent	Score	RPI S	Opponent	Score	RPI S	Opponent	Score
5 A	South Carolina	2 5	27 H	UC Irvine	5 4	51 A	Kansas St.	13 10	101 H	Cal Poly	10 3			
5 A	South Carolina	8 3	27 H	UC Irvine	6 11	51 A	Kansas St.	6 8	101 H	Cal Poly	3 1			
5 A	South Carolina	1 5	27 H	UC Irvine	0 7	51 H	Kansas St.	0 9	101 H	Cal Poly	3 1			
7 N	Arizona St.	2 1	34 A	UCLA	5 1	51 H	Kansas St.	4 5	106 N	Kansas	12 0			
23 A	Fresno St.	6 0	34 A	UCLA	1 10	61 H	Washington St.	11 10	110 H	UC Riverside	4 8			
23 A	Fresno St.	2 9	34 A	UCLA	2 3	61 H	Washington St.	2 4	110 H	UC Riverside	0 2			
23 H	Fresno St.	7 4				61 H	Washington St.	3 4	110 H	UC Riverside	0 3			
23 H	Fresno St.	5 2				90 A	San Francisco	1 3	148 H	Ohio St.	8 10			
						90 H	San Francisco	6 2	148 H	Ohio St.	7 3			
						98 A	Loyola Marymount	2 8	148 H	Ohio St.	13 2			
						98 A	Loyola Marymount	1 11	181 N	Northern Ill.	6 1			
						98 H	Loyola Marymount	2 5	183 H	Washington	11 1			
									183 H	Washington	7 4			
									183 H	Washington	5 4			
									211 A	UC Davis	6 2			
									211 A	UC Davis	6 3			
									219 A	Cal St. Northridge	15 5			
									219 H	Cal St. Northridge	1 2			
									219 H	Cal St. Northridge	13 3			
									228 A	Santa Clara	10 2			
									228 A	Santa Clara	3 4			
									228 A	Santa Clara	7 2			
									231 N	Air Force	5 0			
									239 H	Valparaiso	7 4			
									239 H	Valparaiso	9 0			
									247 H	Lafayette	12 6			
									247 H	Lafayette	8 1			
			LAST 15 GAMES											
			101 H	Cal Poly	3 1	34 A	UCLA	2 3	231 N	Air Force	5 0			
			101 H	Cal Poly	10 3	34 A	UCLA	1 10	239 H	Valparaiso	7 4			
			101 H	Cal Poly	3 1	34 A	UCLA	5 1	239 H	Valparaiso	9 0			
			90 A	San Francisco	1 3				247 H	Lafayette	12 6			
			23 H	Fresno St.	7 4				247 H	Lafayette	8 1			

Non-Div. I Games:

Cal St. Bakersfield

23	H	Fresno St.	5	2
23	A	Fresno St.	6	0

RPI	S	Opponent	Score	
247	H	Lafayette	2	1
247	H	Lafayette	11	1

C
a
l
S
t
.
B
a
k
e
r
s
f
i
e
l
d

C
a
l
S
t
.
B
a
k
e
r
s
f
i
e
l
d

Cal St. Bakersfield

Average RPI Win: 113		WON-LOST	WINNING	LAST 15	STRENGTH OF		OPP. STRENGTH	TEAM	ADJ	CONF.	ADJ CONF.
Average RPI Loss: 78		RECORD	PCT. RANK	GAMES	SCHEDULE		OF SCHEDULE	RPI	RPI	RPI	RPI
DIV. I ONLY		41-17-0	.7069	12	11-4-0		68	41	18	.58378	15
DIV. I NON-CONF.		20-11-0	.64516	61	3-3-0		40	5	23	.58408	22
TOTALS		RPI 1-25	RPI 26-50		W-L RECORDS		RPI 51-100		RPI 101-150		RPI 150+
41-17-0		3-5-0	3-4-0		OVERALL		15-1-0		8-3-0		12-4-0
23-6-0		1-3-0	3-1-0		HOME		8-0-0		4-1-0		7-1-0
18-11-0		2-2-0	0-3-0		AWAY		7-1-0		4-2-0		5-3-0
0-0-0		0-0-0	0-0-0		NEUTRAL		0-0-0		0-0-0		0-0-0
20-11-0		3-5-0	1-3-0		NON-CONFERENCE		10-0-0		1-1-0		5-2-0
12-4-0		1-3-0	1-0-0		HOME		4-0-0		1-1-0		5-0-0
8-7-0		2-2-0	0-0-0		AWAY		6-0-0		0-0-0		0-2-0
0-0-0		0-0-0	0-0-0		NEUTRAL		0-0-0		0-0-0		0-0-0
21-6-0		0-0-0	2-1-0		CONFERENCE		5-1-0		7-2-0		7-2-0
11-2-0		0-0-0	2-1-0		HOME		4-0-0		3-0-0		2-1-0
10-4-0		0-0-0	0-0-0		AWAY		1-1-0		4-2-0		5-1-0
0-0-0		0-0-0	0-0-0		NEUTRAL		0-0-0		0-0-0		0-0-0
RPI S	Opponent	Score	RPI S	Opponent	Score	RPI S	Opponent	Score	RPI S	Opponent	Score
1 H	North Carolina	3 4	27 H	UC Irvine	10 4	65 A	Long Beach St.	4 3	101 A	Cal Poly	9 3
7 H	Arizona St.	1 10	27 H	UC Irvine	3 15	65 A	Long Beach St.	5 8	101 A	Cal Poly	2 7
7 H	Arizona St.	7 3	27 H	UC Irvine	2 1	65 H	Long Beach St.	2 1	101 A	Cal Poly	2 4
9 A	Texas A&M	0 2	28 A	LSU	6 7	65 H	Long Beach St.	6 1	110 A	UC Riverside	3 2
13 H	Stanford	0 1	28 A	LSU	6 7	65 H	Long Beach St.	14 12	110 A	UC Riverside	5 3
21 A	TCU	8 4	28 A	LSU	2 10	65 H	Long Beach St.	4 2	110 A	UC Riverside	4 1
21 A	TCU	1 4	34 H	UCLA	5 3	68 A	Hawaii	3 2	118 H	Illinois	10 4
21 A	TCU	2 1				68 A	Hawaii	4 2	118 H	Illinois	5 7
						68 A	Hawaii	4 2	135 H	UC Santa Barbara	5 4
						68 A	Hawaii	3 0	135 H	UC Santa Barbara	5 4
						89 A	Southern California	2 1	135 H	UC Santa Barbara	3 2
						89 H	Southern California	10 1	171 A	Pepperdine	0 7
						89 H	Southern California	7 3	171 H	Pepperdine	13 3
						98 A	Loyola Marymount	5 0	173 A	San Diego	8 12
						98 H	Loyola Marymount	5 1	173 H	San Diego	6 4
						98 H	Loyola Marymount	8 1	183 H	Washington	6 1
									183 H	Washington	11 3
									183 H	Washington	9 4
									210 H	Pacific	6 4
									210 H	Pacific	12 6
									210 H	Pacific	7 8
									211 A	UC Davis	7 0
									211 A	UC Davis	4 2
									211 A	UC Davis	14 0
									219 A	Cal St. Northridge	6 0
									219 A	Cal St. Northridge	11 6
									219 A	Cal St. Northridge	4 5
			LAST 15 GAMES								
			118 H	Illinois	5 7	98 H	Loyola Marymount	8 1			
			13 H	Stanford	0 1	65 H	Long Beach St.	6 1			
			118 H	Illinois	10 4	65 H	Long Beach St.	14 12			
			219 A	Cal St. Northridge	11 6						
			219 A	Cal St. Northridge	6 0						

Non-Div. I Games:

Cal St. Fullerton

219	A	Cal St. Northridge	4	5
173	H	San Diego	6	4

C
a
l
s
t
.
F
u
l
l
e
r
t
o
n

C
a
l
s
t
.
F
u
l
l
e
r
t
o
n

Average RPI Win:	159	WON-LOST RECORD	WINNING PCT. RANK	LAST 15 GAMES	STRENGTH OF SCHEDULE	OPP. STRENGTH OF SCHEDULE	TEAM RPI	ADJ RPI	CONF. RPI	ADJ CONF. RPI	
Average RPI Loss:	134										
DIV. I ONLY	23-33-0	.41071	214	5-10-0	207	141	207	.46084	219	10	10
DIV. I NON-CONF.	16-14-0	.53333	133	0-1-0	236	193	175	.47652	187	8	8
<hr/>											
TOTALS	RPI 1-25	RPI 26-50		W-L RECORDS	RPI 51-100		RPI 101-150		RPI 150+		
23-33-0	1-2-0	0-3-0		OVERALL	6-6-0		5-8-0		11-14-0		
16-15-0	1-2-0	0-0-0		HOME	2-2-0		4-3-0		9-8-0		
4-17-0	0-0-0	0-3-0		AWAY	3-4-0		1-5-0		0-5-0		
3-1-0	0-0-0	0-0-0		NEUTRAL	1-0-0		0-0-0		2-1-0		
<hr/>											
16-14-0	0-0-0	0-0-0		NON-CONFERENCE	5-4-0		1-1-0		10-9-0		
10-8-0	0-0-0	0-0-0		HOME	2-2-0		0-0-0		8-6-0		
3-5-0	0-0-0	0-0-		AWAY	2-2-0		1-1-0		0-2-0		
3-1-0	0-0-0	0-0-0		NEUTRAL	1-0-0		0-0-0		2-1-0		
<hr/>											
7-19-0	1-2-0	0-3-0		CONFERENCE	1-2-0		4-7-0		1-5-0		
6-7-0	1-2-0	0-0-0		HOME	0-0-0		4-3-0		1-2-0		
1-12-0	0-0-0	0-3-0		AWAY	1-2-0		0-4-0		0-3-0		
0-0-0	0-0-0	0-0-0		NEUTRAL	0-0-0		0-0-0		0-0-0		
<hr/>											
RPI S	Opponent	Score	RPI S	Opponent	Score	RPI S	Opponent	Score	RPI S	Opponent	Score
15 H	Cal St. Fullerton	5 4	27 A	UC Irvine	6 9	53 A	Cal St. Bakersfield	2 1	101 A	Cal Poly	3 5
15 H	Cal St. Fullerton	6 11	27 A	UC Irvine	5 8	53 A	Cal St. Bakersfield	3 13	101 A	Cal Poly	3 7
15 H	Cal St. Fullerton	0 6	27 A	UC Irvine	4 10	53 H	Cal St. Bakersfield	5 15	101 A	Cal Poly	2 8
						65 A	Long Beach St.	0 2	110 H	UC Riverside	9 8
						65 A	Long Beach St.	2 0	110 H	UC Riverside	2 9
						65 A	Long Beach St.	3 4	110 H	UC Riverside	2 8
						87 A	UNLV	9 3	120 A	Lamar	7 6
						87 H	UNLV	11 6	120 A	Lamar	1 14
						90 N	San Francisco	3 2	135 A	UC Santa Barbara	4 6
						98 A	Loyola Marymount	0 8	135 H	UC Santa Barbara	4 0
						98 H	Loyola Marymount	3 5	135 H	UC Santa Barbara	1 5
						98 H	Loyola Marymount	2 1	135 H	UC Santa Barbara	4 2
									135 H	UC Santa Barbara	3 2
									158 N	New Mexico St.	5 6
									160 A	San Diego St.	5 6
									160 A	San Diego St.	0 10
									160 H	San Diego St.	12 9
									210 H	Pacific	11 13
									210 H	Pacific	3 4
									210 H	Pacific	13 6
									211 A	UC Davis	3 9
									211 A	UC Davis	0 6
									211 A	UC Davis	4 8
									234 H	Sacramento St.	13 7
									234 H	Sacramento St.	1 3
									234 H	Sacramento St.	10 5
									239 H	Valparaiso	1 2
<hr/>											
LAST 15 GAMES											
15 H	Cal St. Fullerton	6 11	110 H	UC Riverside	2 8	211 A	UC Davis	4 8			
15 H	Cal St. Fullerton	0 6	110 H	UC Riverside	2 9	234 H	Sacramento St.	13 7			
15 H	Cal St. Fullerton	5 4	160 A	San Diego St.	5 6	234 H	Sacramento St.	1 3			
65 A	Long Beach St.	3 4						234 H	Sacramento St.	10 5	
65 A	Long Beach St.	0 2						239 H	Valparaiso	1 2	

Non-Div. I Games:

Cal St. Northridge

65 A Long Beach St.	2	0
110 H UC Riverside	9	8

RPI	S	Opponent	Score	
239	H	Valparaiso	13	4
239	H	Valparaiso	5	2
239	H	Valparaiso	6	3
240	H	Seattle	0	9
240	H	Seattle	2	0
240	H	Seattle	3	4
240	H	Seattle	10	3
247	H	Lafayette	3	5
247	H	Lafayette	3	7
247	N	Lafayette	7	5
247	N	Lafayette	7	6

Cal St. Northridge,
i
d
g
e

C
a
l
S
t
.
N
o
r
t
h
r
i
d
g
e

Average RPI Win:	100	WON-LOST RECORD	WINNING PCT. RANK	LAST 15 GAMES	STRENGTH OF SCHEDULE	OPP. STRENGTH OF SCHEDULE	TEAM RPI	ADJ RPI	CONF. RPI	ADJ CONF. RPI					
Average RPI Loss:	40														
DIV. I ONLY		38-23-0	.62295	55	8-7-0	38	18	25	.57265	26	4	4			
DIV. I NON-CONF.		25-8-0	.75758	19	8-3-0	56	17	11	.5989	10	3	3			
<hr/>															
TOTALS	RPI 1-25	RPI 26-50		W-L RECORDS		RPI 51-100		RPI 101-150		RPI 150+					
38-23-0	5-13-0	7-5-0		OVERALL		11-3-0		4-0-0		11-2-0					
14-9-0	0-5-0	0-0-0		HOME		7-3-0		4-0-0		3-1-0					
13-9-0	3-6-0	2-2-0		AWAY		1-0-0		0-0-0		7-1-0					
11-5-0	2-2-0	5-3-0		NEUTRAL		3-0-0		0-0-0		1-0-0					
25-8-0	3-2-0	6-3-0		NON-CONFERENCE		4-1-0		4-0-0		8-2-0					
7-2-0	0-0-0	0-0-0		HOME		0-1-0		4-0-0		3-1-0					
7-1-0	1-0-0	1-0-		AWAY		1-0-0		0-0-0		4-1-0					
11-5-0	2-2-0	5-3-0		NEUTRAL		3-0-0		0-0-0		1-0-0					
13-15-0	2-11-0	1-2-0		CONFERENCE		7-2-0		0-0-0		3-0-0					
7-7-0	0-5-0	0-0-0		HOME		7-2-0		0-0-0		0-0-0					
6-8-0	2-6-0	1-2-0		AWAY		0-0-0		0-0-0		3-0-0					
0-0-0	0-0-0	0-0-0		NEUTRAL		0-0-0		0-0-0		0-0-0					
<hr/>															
RPI S	Opponent	Score		RPI S	Opponent	Score		RPI S	Opponent	Score		RPI S	Opponent	Score	
3 N	Virginia	1	8	30 N	Oklahoma	3	5	51 N	Kansas St.	8	1	103 H	Utah	6	5
3 N	Virginia	1	4	31 N	Baylor	8	0	54 H	Oregon	3	4	103 H	Utah	7	0
7 H	Arizona St.	0	6	31 N	Baylor	4	6	54 H	Oregon	2	1	148 H	Ohio St.	4	0
7 H	Arizona St.	4	6	31 N	Baylor	9	8	54 H	Oregon	5	4	148 H	Ohio St.	11	1
7 H	Arizona St.	0	5	32 N	Connecticut	1	3	61 H	Washington St.	3	0	160 A	San Diego St.	1	2
9 N	Texas A&M	7	3	34 A	UCLA	2	5	61 H	Washington St.	7	0	173 A	San Diego	6	2
12 A	Rice	6	3	34 A	UCLA	4	0	61 H	Washington St.	4	3	174 H	Nevada	2	0
12 N	Rice	7	6	34 A	UCLA	1	2	65 N	Long Beach St.	6	1	183 A	Washington	8	2
13 A	Stanford	5	9	36 N	North Carolina St.	4	0	81 N	La.-Lafayette	7	6	183 A	Washington	6	2
13 A	Stanford	2	3	41 N	Dallas Baptist	7	0	89 H	Southern California	6	10	183 A	Washington	4	3
13 H	Stanford	2	3	41 N	Dallas Baptist	6	2	89 H	Southern California	9	2	210 A	Pacific	9	2
13 H	Stanford	2	4	44 A	Coastal Caro.	17	0	89 H	Southern California	9	6	210 H	Pacific	4	7
19 A	Arizona	17	7					90 A	San Francisco	4	0	211 A	UC Davis	8	3
19 A	Arizona	8	10					90 H	San Francisco	6	7	211 H	UC Davis	4	1
19 A	Arizona	4	5									228 A	Santa Clara	4	1
25 A	Oregon St.	0	3									228 H	Santa Clara	20	5
25 A	Oregon St.	2	4									229 N	Alcorn St.	10	6
25 A	Oregon St.	6	2												
<hr/>															
LAST 15 GAMES															
3 N	Virginia	1	8	12 A	Rice	6	3								
9 N	Texas A&M	7	3	229 N	Alcorn St.	10	6								
3 N	Virginia	1	4	31 N	Baylor	4	6								
41 N	Dallas Baptist	6	2												
41 N	Dallas Baptist	7	0												

Non-Div. I Games:

California

31	N	Baylor	9	8
31	N	Baylor	8	0

C
a
l
i
f
o
r
n
i
a

C
a
l
i
f
o
r
n
i
a

Average RPI Win:		230	WON-LOST RECORD		WINNING PCT. RANK		LAST 15 GAMES		STRENGTH OF SCHEDULE		OPP. STRENGTH OF SCHEDULE		TEAM RPI		ADJ RPI		CONF. RPI		ADJ CONF. RPI	
DIV. I ONLY			17-37-0		.31481 271		2-13-0		218		149		257		.43739 255		8		9	
DIV. I NON-CONF.			14-10-0		.58333 97		1-2-0		290		259		210		.46332 211		9		9	
TOTALS		RPI 1-25		RPI 26-50		W-L RECORDS		RPI 51-100		RPI 101-150		RPI 150+								
17-37-0		1-2-0		0-10-0		OVERALL		0-11-0		2-6-0		14-8-0								
14-17-0		1-2-0		0-2-0		HOME		0-7-0		2-2-0		11-4-0								
3-20-0		0-0-0		0-8-0		AWAY		0-4-0		0-4-0		3-4-0								
0-0-0		0-0-0		0-0-0		NEUTRAL		0-0-0		0-0-0		0-0-0								
14-10-0		0-0-0		0-4-0		NON-CONFERENCE		0-2-0		1-1-0		13-3-0								
11-5-0		0-0-0		0-2-0		HOME		0-1-0		1-0-0		10-2-0								
3-5-0		0-0-0		0-0-		AWAY		0-1-0		0-1-0		3-1-0								
0-0-0		0-0-0		0-0-0		NEUTRAL		0-0-0		0-0-0		0-0-0								
3-27-0		1-2-0		0-6-0		CONFERENCE		0-9-0		1-5-0		1-5-0								
3-12-0		1-2-0		0-0-0		HOME		0-6-0		1-2-0		1-2-0								
0-15-0		0-0-0		0-6-0		AWAY		0-3-0		0-3-0		0-3-0								
0-0-0		0-0-0		0-0-0		NEUTRAL		0-0-0		0-0-0		0-0-0								
RPI	S	Opponent		Score		RPI	S	Opponent		Score		RPI	S	Opponent		Score				
20	H	Stetson		3 14		29	A	East Carolina		4 7		56	H	Mercer		5 9				
20	H	Stetson		7 2		29	H	East Carolina		2 3		56	H	Mercer		3 12				
20	H	Stetson		1 12		36	A	North Carolina St.		2 3		56	H	Mercer		5 16				
						36	H	North Carolina St.		2 10		58	H	Belmont		1 16				
						39	A	East Tenn. St.		1 13		58	H	Belmont		2 7				
						39	A	East Tenn. St.		5 7		58	H	Belmont		8 12				
						39	A	East Tenn. St.		9 13		95	A	Kennesaw St.		8 13				
						46	A	Jacksonville		13 16		95	A	Kennesaw St.		4 5				
						46	A	Jacksonville		10 11		95	A	Kennesaw St.		2 10				
						46	A	Jacksonville		10 16		100	A	UNC Wilmington		2 5				
												100	H	UNC Wilmington		5 13				
LAST 15 GAMES						284 H N.C. A&T 12 5						284 A N.C. A&T 15 3								
215 H S.C. Upstate 1 5						214 A Lipscomb 7 12						284 H N.C. A&T 12 6								
215 H S.C. Upstate 3 8						214 A Lipscomb 5 8						284 H N.C. A&T 13 8								
215 H S.C. Upstate 11 1												284 H N.C. A&T 12 5								
39 A East Tenn. St. 9 13												299 H Md.-East. Shore 25 13								
39 A East Tenn. St. 1 13																				

Non-Div. I Games:

Campbell

39	A	East Tenn. St.	5	7
36	H	North Carolina St.	2	10

RPI	S	Opponent	Score	
299	H	Md.-East. Shore	19	12
300	A	N.C. Central	8	2
300	A	N.C. Central	15	1

Average RPI Win:	215	WON-LOST RECORD	WINNING PCT. RANK	LAST 15 GAMES	STRENGTH OF SCHEDULE	OPP. STRENGTH OF SCHEDULE	TEAM RPI	ADJ RPI	CONF. RPI	ADJ CONF. RPI	
DIV. I ONLY		26-32-0	.44828 193	7-8-0	240	227	225	.46004 221	22	22	
DIV. I NON-CONF.		13-20-0	.39394 212	1-2-0	258	232	249	.4395 247	22	22	
<hr/>											
TOTALS	RPI 1-25	RPI 26-50		W-L RECORDS	RPI 51-100		RPI 101-150		RPI 150+		
26-32-0	0-0-0	1-1-0		OVERALL	0-0-0		4-15-0		21-16-0		
10-5-0	0-0-0	0-0-0		HOME	0-0-0		1-2-0		9-3-0		
12-24-0	0-0-0	0-0-0		AWAY	0-0-0		2-12-0		10-12-0		
4-3-0	0-0-0	1-1-0		NEUTRAL	0-0-0		1-1-0		2-1-0		
<hr/>											
13-20-0	0-0-0	1-1-0		NON-CONFERENCE	0-0-0		1-8-0		11-11-0		
3-1-0	0-0-0	0-0-0		HOME	0-0-0		0-0-0		3-1-0		
7-18-0	0-0-0	0-0-		AWAY	0-0-0		1-8-0		6-10-0		
3-1-0	0-0-0	1-1-0		NEUTRAL	0-0-0		0-0-0		2-0-0		
<hr/>											
13-12-0	0-0-0	0-0-0		CONFERENCE	0-0-0		3-7-0		10-5-0		
7-4-0	0-0-0	0-0-0		HOME	0-0-0		1-2-0		6-2-0		
5-6-0	0-0-0	0-0-0		AWAY	0-0-0		1-4-0		4-2-0		
1-2-0	0-0-0	0-0-0		NEUTRAL	0-0-0		1-1-0		0-1-0		
<hr/>											
RPI S	Opponent	Score	RPI S	Opponent	Score	RPI S	Opponent	Score	RPI S	Opponent	Score
			35 N	Creighton	4 1						
			35 N	Creighton	3 6						
			105 H	Marist	12 8						
			105 H	Marist	3 13						
			105 H	Marist	3 7						
			107 A	Kentucky	4 12						
			109 A	Manhattan	3 4						
			109 A	Manhattan	0 1						
			109 N	Manhattan	2 3						
			113 A	Maryland	1 9						
			113 A	Maryland	2 6						
			113 A	Maryland	5 4						
			114 A	Rider	2 3						
			114 A	Rider	3 1						
			114 A	Rider	0 7						
			114 N	Rider	4 3						
			116 A	Tennessee	0 4						
			116 A	Tennessee	4 9						
			116 A	Tennessee	2 6						
			146 A	Wright St.	1 2						
146 A	Wright St.	3 4									
151 A	West Virginia	3 4									
151 A	West Virginia	6 7									
LAST 15 GAMES											
191 N	Siena	2 3	275 A	Buffalo	4 5	151 A	West Virginia	16 12			
114 N	Rider	4 3	203 H	Fairfield	1 0	191 A	Siena	8 7			
109 N	Manhattan	2 3	203 H	Fairfield	7 6	191 A	Siena	2 6			
283 H	Niagara	5 14				191 A	Siena	2 3			
283 H	Niagara	4 3				191 N	Siena	2 3			

Non-Div. I Games:

Canisius

283	H	Niagara	12	1
275	A	Buffalo	8	2

RPI	S	Opponent	Score	
195	A	Dayton	11	14
195	A	Dayton	6	7
203	H	Fairfield	1	0
203	H	Fairfield	7	6
203	H	Fairfield	3	4
212	N	Toledo	6	5
212	N	Toledo	7	6
224	A	Le Moyne	0	1
224	A	Le Moyne	2	5
224	H	Le Moyne	2	3
226	A	St. Bonaventure	0	1
226	A	St. Bonaventure	2	0
226	H	St. Bonaventure	20	3
253	A	Iona	13	4
253	A	Iona	9	0
253	A	Iona	17	12
261	A	George Washington	9	1
261	A	George Washington	2	3
261	A	George Washington	8	1
269	H	St. Peter's	12	2
269	H	St. Peter's	6	1
275	A	Buffalo	4	5
275	A	Buffalo	8	2
275	H	Buffalo	5	4
277	H	Youngstown St.	11	3
279	A	Morehead St.	32	17
283	H	Niagara	4	3

C
a
n
i
s
i
u
s

C
a
n
i
s
i
u
s

RPI	S	Opponent	Score	
283	H	Niagara	5	14
283	H	Niagara	12	1

Canisius

C
a
n
i
s
i
u
s

C
a
n
i
s
i
u
s

Average RPI Win: 241		WON-LOST	WINNING	LAST 15	STRENGTH OF		OPP. STRENGTH	TEAM	ADJ		CONF.	ADJ CONF.		
Average RPI Loss: 174		RECORD	PCT. RANK	GAMES	SCHEDULE		OF SCHEDULE	RPI	RPI	RPI	RPI			
DIV. I ONLY		11-30-0	.26829	282	6-9-0		246	252	278	.40912	275	27	27	
DIV. I NON-CONF.		2-12-0	.14286	286	0-0-0		156	236	283	.40394	282	26	26	
TOTALS		RPI 1-25	RPI 26-50		W-L RECORDS		RPI 51-100		RPI 101-150		RPI 150+			
11-30-0		0-1-0	0-0-0		OVERALL		1-10-0		0-0-0		10-19-0			
7-10-0		0-0-0	0-0-0		HOME		1-0-0		0-0-0		6-10-0			
4-20-0		0-1-0	0-0-0		AWAY		0-10-0		0-0-0		4-9-0			
0-0-0		0-0-0	0-0-0		NEUTRAL		0-0-0		0-0-0		0-0-0			
2-12-0		0-1-0	0-0-0		NON-CONFERENCE		1-6-0		0-0-0		1-5-0			
1-0-0		0-0-0	0-0-0		HOME		1-0-0		0-0-0		0-0-0			
1-12-0		0-1-0	0-0-		AWAY		0-6-0		0-0-0		1-5-0			
0-0-0		0-0-0	0-0-0		NEUTRAL		0-0-0		0-0-0		0-0-0			
9-18-0		0-0-0	0-0-0		CONFERENCE		0-4-0		0-0-0		9-14-0			
6-10-0		0-0-0	0-0-0		HOME		0-0-0		0-0-0		6-10-0			
3-8-0		0-0-0	0-0-0		AWAY		0-4-0		0-0-0		3-4-0			
0-0-0		0-0-0	0-0-0		NEUTRAL		0-0-0		0-0-0		0-0-0			
RPI	S	Opponent	Score		RPI	S	Opponent	Score		RPI	S	Opponent	Score	
9	A	Texas A&M	3	21						159	H	South Dakota St.	10	13
							68 A Hawaii	4	8	159	H	South Dakota St.	3	4
							68 A Hawaii	1	7	159	H	South Dakota St.	6	9
							68 A Hawaii	1	10	159	H	South Dakota St.	1	4
							72 A Oral Roberts	1	7	243	H	Southern Utah	1	12
							72 A Oral Roberts	1	3	243	H	Southern Utah	8	3
							72 A Oral Roberts	0	2	243	H	Southern Utah	6	0
							72 A Oral Roberts	1	11	243	H	Southern Utah	5	6
							93 A Stephen F. Austin	2	10	249	A	North Dakota St.	16	12
							93 A Stephen F. Austin	2	22	249	A	North Dakota St.	5	6
							93 H Stephen F. Austin	4	3	249	A	North Dakota St.	3	4
										250	A	Western Ill.	5	4
										250	A	Western Ill.	1	4
										250	A	Western Ill.	1	9
										250	A	Western Ill.	8	6
										251	H	Oakland	7	14
										251	H	Oakland	8	5
										251	H	Oakland	3	8
										251	H	Oakland	8	13
										258	A	Grambling	9	7
										258	A	Grambling	3	7
										258	A	Grambling	9	10
										270	A	Tex.-Pan American	4	5
										270	A	Tex.-Pan American	0	11
										270	A	Tex.-Pan American	3	10
										273	H	IPFW	8	4
										273	H	IPFW	10	9
LAST 15 GAMES														
		251 H Oakland	8	5			250 A Western Ill.	8	6			270 A Tex.-Pan American	4	5
		251 H Oakland	7	14			243 H Southern Utah	6	0			270 A Tex.-Pan American	0	11
		251 H Oakland	3	8			243 H Southern Utah	5	6			270 A Tex.-Pan American	3	10
		251 H Oakland	8	13								273 H IPFW	8	4
		250 A Western Ill.	5	4								273 H IPFW	10	9

Non-Div. I Games: Louisiana Col. 1 0 Louisiana Col. 2 4

Centenary (LA)

Centenary (LA)

250 A Western Ill.	1	4
250 A Western Ill.	1	9

Through Games Of 2011 Final

RPI	S	Opponent	Score	
273	H	IPFW	2	10
273	H	IPFW	18	8

Centenary (LA)

C
e
n
t
e
n
a
r
y
(
L
A
)

C
e
n
t
e
n
a
r
y
(
L
A
)

Average RPI Win: 139		WON-LOST RECORD		WINNING PCT. RANK		LAST 15 GAMES		STRENGTH OF SCHEDULE		OPP. STRENGTH OF SCHEDULE		TEAM RPI		ADJ RPI		CONF. RPI		ADJ CONF. RPI	
DIV. I ONLY		24-29-0		.45283 189		6-9-0		129		116		166		.49506 162		9		8	
DIV. I NON-CONF.		11-9-0		.55 122		1-0-0		205		156		148		.50018 146		10		10	
TOTALS		RPI 1-25		RPI 26-50		W-L RECORDS		RPI 51-100		RPI 101-150		RPI 150+							
24-29-0		0-0-0		3-2-0		OVERALL		5-9-0		6-11-0		10-7-0							
17-11-0		0-0-0		3-1-0		HOME		4-2-0		2-4-0		8-4-0							
7-18-0		0-0-0		0-1-0		AWAY		1-7-0		4-7-0		2-3-0							
0-0-0		0-0-0		0-0-0		NEUTRAL		0-0-0		0-0-0		0-0-0							
11-9-0		0-0-0		1-1-0		NON-CONFERENCE		1-1-0		0-2-0		9-5-0							
9-4-0		0-0-0		1-0-0		HOME		0-0-0		0-0-0		8-4-0							
2-5-0		0-0-0		0-0-		AWAY		1-1-0		0-2-0		1-1-0							
0-0-0		0-0-0		0-0-0		NEUTRAL		0-0-0		0-0-0		0-0-0							
13-20-0		0-0-0		2-1-0		CONFERENCE		4-8-0		6-9-0		1-2-0							
8-7-0		0-0-0		2-1-0		HOME		4-2-0		2-4-0		0-0-0							
5-13-0		0-0-0		0-0-0		AWAY		0-6-0		4-5-0		1-2-0							
0-0-0		0-0-0		0-0-0		NEUTRAL		0-0-0		0-0-0		0-0-0							
RPI	S	Opponent	Score	RPI	S	Opponent	Score	RPI	S	Opponent	Score	RPI	S	Opponent	Score				
				35	H	Creighton	8 7	59	H	Southeastern La.	5 4	108	H	Texas-Arlington	14 18				
				40	H	Texas St.	3 8	59	H	Southeastern La.	16 5	108	H	Texas-Arlington	4 8				
				40	H	Texas St.	13 7	59	H	Southeastern La.	5 6	108	H	Texas-Arlington	9 1				
				40	H	Texas St.	6 5	76	A	Missouri	4 11	120	H	Lamar	5 15				
				45	A	Oklahoma St.	3 5	76	A	Missouri	9 3	120	H	Lamar	8 7				
								78	H	Sam Houston St.	16 0	120	H	Lamar	1 7				
								78	H	Sam Houston St.	5 2	140	A	McNeese St.	4 2				
								78	H	Sam Houston St.	2 5	140	A	McNeese St.	6 9				
								85	A	A&M-Corpus Christi	3 4	140	A	McNeese St.	8 10				
								85	A	A&M-Corpus Christi	2 13	145	A	Southeast Mo. St.	5 6				
								85	A	A&M-Corpus Christi	6 7	145	A	Southeast Mo. St.	3 10				
								93	A	Stephen F. Austin	2 4	147	A	UTSA	7 8				
								93	A	Stephen F. Austin	3 4	147	A	UTSA	9 8				
								93	A	Stephen F. Austin	2 8	147	A	UTSA	0 4				
												150	A	Nicholls St.	8 11				
												150	A	Nicholls St.	10 1				
												150	A	Nicholls St.	8 6				
												165	A	UALR	5 6				
												165	H	UALR	3 8				
												166	H	Indiana St.	6 5				
												166	H	Indiana St.	5 10				
												166	H	Indiana St.	2 5				
												166	H	Indiana St.	0 8				
												167	A	Northwestern St.	3 6				
												167	A	Northwestern St.	7 1				
												167	A	Northwestern St.	4 5				
												180	H	SIU Edwardsville	14 4				
LAST 15 GAMES				LAST 15 GAMES				LAST 15 GAMES				LAST 15 GAMES							
				147	A	UTSA	9 8	167	A	Northwestern St.	4 5	166	H	Indiana St.	0 8				
				147	A	UTSA	7 8	167	A	Northwestern St.	7 1	167	A	Northwestern St.	3 6				
				147	A	UTSA	0 4	167	A	Northwestern St.	3 6	167	A	Northwestern St.	7 1				
				78	H	Sam Houston St.	5 2					167	A	Northwestern St.	4 5				
				78	H	Sam Houston St.	2 5												

Non-Div. I Games:

Central Ark.

78	H	Sam Houston St.	16	0
184	A	La.-Monroe	11	3

RPI	S	Opponent	Score	
180	H	SIU Edwardsville	16	13
180	H	SIU Edwardsville	5	4
184	A	La.-Monroe	11	3
241	H	Eastern Ill.	3	2
241	H	Eastern Ill.	5	4
241	H	Eastern Ill.	5	1
287	H	Ark.-Pine Bluff	13	2

Average RPI Win:	215	WON-LOST	WINNING	LAST 15	STRENGTH OF	OPP. STRENGTH	TEAM	ADJ	CONF.	ADJ CONF.	
Average RPI Loss:	178	RECORD	PCT. RANK	GAMES	SCHEDULE	OF SCHEDULE	RPI	RPI	RPI	RPI	
DIV. I ONLY	26-25-1	.50962	144	7-8-0	234	260	197	.47212	197	24	24
DIV. I NON-CONF.	8-9-1	.47222	169	0-1-0	220	266	206	.4666	206	28	27
<hr/>											
TOTALS	RPI 1-25	RPI 26-50		W-L RECORDS		RPI 51-100		RPI 101-150		RPI 150+	
26-25-1	0-0-0	0-1-0		OVERALL		2-4-0		1-5-0		23-15-1	
12-12-1	0-0-0	0-1-0		HOME		1-4-0		0-0-0		11-7-1	
12-8-0	0-0-0	0-0-0		AWAY		1-0-0		1-3-0		10-5-0	
2-5-0	0-0-0	0-0-0		NEUTRAL		0-0-0		0-2-0		2-3-0	
8-9-1	0-0-0	0-1-0		NON-CONFERENCE		2-0-0		0-0-0		6-8-1	
4-4-1	0-0-0	0-1-0		HOME		1-0-0		0-0-0		3-3-1	
3-2-0	0-0-0	0-0-		AWAY		1-0-0		0-0-0		2-2-0	
1-3-0	0-0-0	0-0-0		NEUTRAL		0-0-0		0-0-0		1-3-0	
18-16-0	0-0-0	0-0-0		CONFERENCE		0-4-0		1-5-0		17-7-0	
8-8-0	0-0-0	0-0-0		HOME		0-4-0		0-0-0		8-4-0	
9-6-0	0-0-0	0-0-0		AWAY		0-0-0		1-3-0		8-3-0	
1-2-0	0-0-0	0-0-0		NEUTRAL		0-0-0		0-2-0		1-0-0	
RPI	S	Opponent	Score	RPI	S	Opponent	Score	RPI	S	Opponent	Score
				32	H	Connecticut	14 16	70	A	Rhode Island	7 5
								83	H	Stony Brook	5 4
								86	H	Sacred Heart	6 8
								86	H	Sacred Heart	4 11
								86	H	Sacred Heart	3 4
								86	H	Sacred Heart	4 7

Non-Div. I Games:

Central Conn. St.

199	A	Long Island	0	1
232	H	Northeastern	3	4

RPI	S	Opponent	Score	
245	A	Wagner	4	6
245	A	Wagner	10	5
253	H	Iona	7	5
259	A	Quinnipiac	6	1
259	A	Quinnipiac	26	3
259	A	Quinnipiac	4	0
259	A	Quinnipiac	7	5
261	N	George Washington	2	5
261	N	George Washington	5	8
281	H	Mt. St. Mary's	2	3
281	H	Mt. St. Mary's	11	3
281	H	Mt. St. Mary's	7	4
281	H	Mt. St. Mary's	4	0
286	H	Fairleigh Dickinson	6	11
286	H	Fairleigh Dickinson	7	3
286	H	Fairleigh Dickinson	2	0
286	H	Fairleigh Dickinson	5	7
291	H	Hartford	3	3

[illegible]

Non-Div. I Games:	Madonna	3	1
-------------------	---------	---	---

Central Mich.

123 A Eastern Mich.	14	2
123 A Eastern Mich.	10	11

RPI	S	Opponent	Score	
212	N	Toledo	9	8
225	H	Michigan	9	4
227	A	Ohio	9	0
227	A	Ohio	5	6
227	A	Ohio	9	3
233	N	Lehigh	15	3
238	A	Ball St.	1	8
238	A	Ball St.	7	6
238	A	Ball St.	12	3
251	H	Oakland	5	7
256	H	Bowling Green	1	0
257	A	Akron	8	7
257	A	Akron	10	0
257	A	Akron	3	2

[illegible]

Non-Div. I Games:

Charleston So.

44	A	Coastal Caro.	3	9
80	H	Ga. Southern	9	14

RPI	S	Opponent	Score	
198	H	Presbyterian	18	9
215	A	S.C. Upstate	15	13
215	H	S.C. Upstate	10	13
246	H	UNC Asheville	6	0
246	H	UNC Asheville	2	9
246	H	UNC Asheville	7	5
292	A	Savannah St.	7	8
292	H	Savannah St.	5	3
297	H	Coppin St.	11	1

C
h
a
r
l
e
s
t
o
n
S
o
.

C
h
a
r
l
e
s
t
o
n
S
o
.

Average RPI Win: 181		WON-LOST RECORD		WINNING PCT. RANK		LAST 15 GAMES		STRENGTH OF SCHEDULE		OPP. STRENGTH OF SCHEDULE		TEAM RPI		ADJ RPI		CONF. RPI		ADJ CONF. RPI	
DIV. I ONLY		43-16-0		.72881 8		9-6-0		241		133		70		.538 73		19		19	
DIV. I NON-CONF.		23-9-0		.71875 34		2-4-0		289		83		126		.5101 127		20		21	
TOTALS		RPI 1-25		RPI 26-50		W-L RECORDS		RPI 51-100		RPI 101-150		RPI 150+							
43-16-0		2-3-0		1-2-0		OVERALL		7-3-0		4-1-0		29-7-0							
27-6-0		1-0-0		0-0-0		HOME		5-3-0		3-0-0		18-3-0							
12-9-0		0-2-0		1-2-0		AWAY		1-0-0		1-1-0		9-4-0							
4-1-0		1-1-0		0-0-0		NEUTRAL		1-0-0		0-0-0		2-0-0							
23-9-0		2-3-0		1-2-0		NON-CONFERENCE		4-2-0		1-1-0		15-1-0							
18-3-0		1-0-0		0-0-0		HOME		3-2-0		0-0-0		14-1-0							
4-5-0		0-2-0		1-0-		AWAY		1-0-0		1-1-0		1-0-0							
1-1-0		1-1-0		0-0-0		NEUTRAL		0-0-0		0-0-0		0-0-0							
20-7-0		0-0-0		0-0-0		CONFERENCE		3-1-0		3-0-0		14-6-0							
9-3-0		0-0-0		0-0-0		HOME		2-1-0		3-0-0		4-2-0							
8-4-0		0-0-0		0-0-0		AWAY		0-0-0		0-0-0		8-4-0							
3-0-0		0-0-0		0-0-0		NEUTRAL		1-0-0		0-0-0		2-0-0							
RPI S	Opponent	Score		RPI S	Opponent	Score		RPI S	Opponent	Score		RPI S	Opponent	Score					
1 A	North Carolina	2	4	41 A	Dallas Baptist	6	8	66 A	Wake Forest	13	10	122 A	Duke	1	4				
1 H	North Carolina	4	3	41 A	Dallas Baptist	8	2	66 H	Wake Forest	1	7	136 A	Winthrop	4	3				
7 A	Arizona St.	1	16	41 A	Dallas Baptist	8	12	70 H	Rhode Island	4	2	142 H	Xavier	4	2				
14 N	Arkansas	3	11					70 H	Rhode Island	3	1	142 H	Xavier	4	2				
14 N	Arkansas	3	2					70 H	Rhode Island	7	9	142 H	Xavier	5	0				
								70 N	Rhode Island	5	2	152 H	Fordham	8	3				
								76 H	Missouri	2	4	152 H	Fordham	1	2				
								76 H	Missouri	22	7	152 H	Fordham	6	5				
								76 H	Missouri	5	4	172 H	Richmond	1	0				
								76 H	Missouri	3	2	172 H	Richmond	6	0				
												172 H	Richmond	0	3				
												172 N	Richmond	9	4				
												172 N	Richmond	6	0				
												175 A	St. Louis	3	0				
												175 A	St. Louis	2	5				
												175 A	St. Louis	5	10				
												177 A	La Salle	3	2				
												177 A	La Salle	3	5				
												177 A	La Salle	10	3				
												209 H	Tennessee Tech	8	1				
												215 H	S.C. Upstate	18	6				
												220 A	St. Joseph's	11	0				
												220 A	St. Joseph's	9	2				
												220 A	St. Joseph's	11	1				
												235 A	Massachusetts	17	6				
												235 A	Massachusetts	1	5				
												235 A	Massachusetts	11	4				
				LAST 15 GAMES															
				14 N	Arkansas	3	11	41 A	Dallas Baptist	8	12	220 A	St. Joseph's	9	2				
				7 A	Arizona St.	1	16	41 A	Dallas Baptist	6	8	220 A	St. Joseph's	11	1				
				14 N	Arkansas	3	2	177 A	La Salle	10	3	235 A	Massachusetts	17	6				
				172 N	Richmond	9	4					235 A	Massachusetts	1	5				
				70 N	Rhode Island	5	2					235 A	Massachusetts	11	4				

Non-Div. I Games:

Charlotte

172	N	Richmond	6	0
41	A	Dallas Baptist	8	2

RPI	S	Opponent	Score	
238	H	Ball St.	9	1
238	H	Ball St.	1	7
238	H	Ball St.	5	4
246	H	UNC Asheville	3	2
246	H	UNC Asheville	6	5
282	H	Harvard	7	0
282	H	Harvard	7	2
282	H	Harvard	2	0
297	H	Coppin St.	18	1
297	H	Coppin St.	11	0
297	H	Coppin St.	11	0
297	H	Coppin St.	21	0
300	A	N.C. Central	13	1
300	H	N.C. Central	8	1

Charlotte

C
h
a
r
l
o
t
t
e

C
h
a
r
l
o
t
t
e

Average RPI Win:	273	WON-LOST RECORD	WINNING PCT. RANK	LAST 15 GAMES	STRENGTH OF SCHEDULE	OPP. STRENGTH OF SCHEDULE	TEAM RPI	ADJ RPI	CONF. RPI	ADJ CONF. RPI			
DIV. I ONLY	8-41-0	.16327	296	2-12-0	287	296	296	.3489	296	31	31		
DIV. I NON-CONF.	4-20-0	.16667	281	0-0-0	238	288	293	.37744	292	31	30		
<hr/>													
TOTALS	RPI 1-25	RPI 26-50		W-L RECORDS	RPI 51-100		RPI 101-150		RPI 150+				
8-41-0	0-0-0	0-0-0		OVERALL	0-4-0		0-0-0		8-37-0				
1-8-0	0-0-0	0-0-0		HOME	0-0-0		0-0-0		1-8-0				
6-28-0	0-0-0	0-0-0		AWAY	0-4-0		0-0-0		6-24-0				
1-5-0	0-0-0	0-0-0		NEUTRAL	0-0-0		0-0-0		1-5-0				
<hr/>													
4-20-0	0-0-0	0-0-0		NON-CONFERENCE	0-4-0		0-0-0		4-16-0				
0-2-0	0-0-0	0-0-0		HOME	0-0-0		0-0-0		0-2-0				
3-15-0	0-0-0	0-0-		AWAY	0-4-0		0-0-0		3-11-0				
1-3-0	0-0-0	0-0-0		NEUTRAL	0-0-0		0-0-0		1-3-0				
<hr/>													
4-21-0	0-0-0	0-0-0		CONFERENCE	0-0-0		0-0-0		4-21-0				
1-6-0	0-0-0	0-0-0		HOME	0-0-0		0-0-0		1-6-0				
3-13-0	0-0-0	0-0-0		AWAY	0-0-0		0-0-0		3-13-0				
0-2-0	0-0-0	0-0-0		NEUTRAL	0-0-0		0-0-0		0-2-0				
<hr/>													
RPI	S	Opponent	Score	RPI	S	Opponent	Score	RPI	S	Opponent	Score		
				60 A Illinois St.				2	18	180 A SIU Edwardsville		3	7
				60 A Illinois St.				1	6	180 A SIU Edwardsville		5	6
				60 A Illinois St.				4	15	180 A SIU Edwardsville		0	14
				60 A Illinois St.				2	17	181 A Northern Ill.		5	20
								181 H Northern Ill.		2	4		
								188 N Navy		14	17		
								199 N Long Island		8	9		
								207 A Utah Valley		0	10		
								207 A Utah Valley		8	9		
								207 A Utah Valley		6	5		
								207 A Utah Valley		3	13		
								207 N Utah Valley		3	13		
								218 A Ill.-Chicago		1	4		
								218 A Ill.-Chicago		0	15		
								239 A Valparaiso		1	8		
								241 A Eastern Ill.		0	1		
								257 N Akron		4	1		
								260 H Northern Colo.		2	14		
								260 H Northern Colo.		3	7		
								262 H Houston Baptist		6	5		
				262 H Houston Baptist		5	7						
				262 H Houston Baptist		0	15						
				262 H Houston Baptist		3	4						
				270 A Tex.-Pan American		6	11						
				270 A Tex.-Pan American		4	14						
				270 A Tex.-Pan American		15	16						
				270 A Tex.-Pan American		3	5						
<hr/>													
				LAST 15 GAMES									
				293 N NJIT		2	5	260 H Northern Colo.		3	7		
				207 N Utah Valley		3	13	262 H Houston Baptist		5	7		
				293 A NJIT		12	8	262 H Houston Baptist		6	5		
				293 A NJIT		4	5						
				293 A NJIT		1	6						

Non-Div. I Games: North Park 3 0

Chicago St.

Chicago St.

293 A NJIT	4	6
260 H Northern Colo.	2	14

Through Games Of 2011 Final

RPI	S	Opponent	Score	
273	H	IPFW	5	17
278	H	NYIT	1	5
287	A	Ark.-Pine Bluff	9	10
287	A	Ark.-Pine Bluff	1	17
287	A	Ark.-Pine Bluff	15	2
288	N	UMBC	3	5
290	A	North Dakota	8	10
290	A	North Dakota	6	10
290	A	North Dakota	4	3
290	A	North Dakota	4	10
292	A	Savannah St.	8	9
292	A	Savannah St.	10	9
292	A	Savannah St.	8	6
293	A	NJIT	1	6
293	A	NJIT	4	5
293	A	NJIT	12	8
293	A	NJIT	4	6
293	N	NJIT	2	5

Chicago St.

C
h
i
c
a
g
o
s
t
.

C
h
i
c
a
g
o
s
t
.

Average RPI Win: 184		WON-LOST RECORD		WINNING PCT. RANK		LAST 15 GAMES		STRENGTH OF SCHEDULE		OPP. STRENGTH OF SCHEDULE		TEAM RPI		ADJ RPI		CONF. RPI		ADJ CONF. RPI					
DIV. I ONLY		30-26-0		.53571 117		6-9-0		180		151		139		.49885 156		12		12					
DIV. I NON-CONF.		16-11-0		.59259 93		2-2-0		241		211		154		.49044 162		12		12					
TOTALS		RPI 1-25		RPI 26-50		W-L RECORDS		RPI 51-100		RPI 101-150		RPI 150+											
30-26-0		0-1-0		1-2-0		OVERALL		3-9-0		8-6-0		18-8-0											
19-10-0		0-0-0		1-2-0		HOME		3-3-0		3-1-0		12-4-0											
10-11-0		0-1-0		0-0-0		AWAY		0-3-0		4-3-0		6-4-0											
1-5-0		0-0-0		0-0-0		NEUTRAL		0-3-0		1-2-0		0-0-0											
16-11-0		0-1-0		0-0-0		NON-CONFERENCE		0-1-0		6-5-0		10-4-0											
12-5-0		0-0-0		0-0-0		HOME		0-0-0		3-1-0		9-4-0											
3-3-0		0-1-0		0-0-		AWAY		0-0-0		2-2-0		1-0-0											
1-3-0		0-0-0		0-0-0		NEUTRAL		0-1-0		1-2-0		0-0-0											
14-15-0		0-0-0		1-2-0		CONFERENCE		3-8-0		2-1-0		8-4-0											
7-5-0		0-0-0		1-2-0		HOME		3-3-0		0-0-0		3-0-0											
7-8-0		0-0-0		0-0-0		AWAY		0-3-0		2-1-0		5-4-0											
0-2-0		0-0-0		0-0-0		NEUTRAL		0-2-0		0-0-0		0-0-0											
RPI	S	Opponent		Score		RPI	S	Opponent		Score		RPI	S	Opponent		Score		RPI	S	Opponent		Score	
8	A	Clemson		4	15	32	H	Connecticut		1	3	52	A	St. John's (NY)		4	9	107	A	Kentucky		2	4
						32	H	Connecticut		7	4	52	A	St. John's (NY)		4	5	118	N	Illinois		3	7
						32	H	Connecticut		5	9	52	A	St. John's (NY)		2	3	136	N	Charleston So.		5	9
												52	N	St. John's (NY)		3	8	138	A	Pittsburgh		9	8
												57	H	Seton Hall		7	3	138	A	Pittsburgh		8	9
												57	H	Seton Hall		1	10	138	A	Pittsburgh		9	6
												57	H	Seton Hall		3	1	142	A	Xavier		7	5
												82	N	Michigan St.		4	8	142	H	Xavier		6	5
												97	H	Louisville		5	2	144	A	Furman		9	8
												97	H	Louisville		4	7	146	H	Wright St.		7	4
												97	H	Louisville		3	5	146	H	Wright St.		5	6
												97	N	Louisville		3	5	148	N	Ohio St.		11	5
																		149	A	Miami (OH)		4	10
																		149	H	Miami (OH)		9	6
																		151	A	West Virginia		9	4
																		151	A	West Virginia		4	11
																		151	A	West Virginia		7	14
																		169	A	Rutgers		2	17
																		169	A	Rutgers		7	6
																		169	A	Rutgers		2	3
																		189	H	Western Mich.		3	2
																		189	H	Western Mich.		1	2
																		189	H	Western Mich.		4	3
																		189	H	Western Mich.		8	6
																		195	H	Dayton		3	4
																		208	A	Georgetown		5	3
																		208	A	Georgetown		3	1

Non-Div. I Games: Otterbein 4 6

Cincinnati

274	H	Butler	13	12
57	H	Seton Hall	7	3

RPI	S	Opponent	Score	
208	A	Georgetown	3	2
212	H	Toledo	5	7
236	H	Villanova	3	2
236	H	Villanova	10	4
236	H	Villanova	7	1
272	H	Cleveland St.	3	1
272	H	Cleveland St.	13	1
272	H	Cleveland St.	5	0
274	H	Butler	13	12
277	H	Youngstown St.	11	0
277	H	Youngstown St.	13	0
277	H	Youngstown St.	1	2
279	A	Morehead St.	14	10

C
i
n
c
i
n
n
a
t
i

C
i
n
c
i
n
n
a
t
i

C
i
t
a
d
e
l

Citadel

94	A	UNC Greensboro	1	5
94	A	UNC Greensboro	1	5

RPI	S	Opponent	Score	
216	A	Wofford	3	5
216	A	Wofford	4	6
216	A	Wofford	13	5
222	H	Davidson	6	7
222	H	Davidson	4	5
222	H	Davidson	2	1
238	H	Ball St.	6	4

Average RPI Win: 92		WON-LOST RECORD		WINNING PCT. RANK		LAST 15 GAMES		STRENGTH OF SCHEDULE		OPP. STRENGTH OF SCHEDULE		TEAM RPI		ADJ RPI		CONF. RPI		ADJ CONF. RPI					
Average RPI Loss: 38																							
DIV. I ONLY		43-20-0		.68254		22		10-5-0		8		11		7		.60327		8		2		2	
DIV. I NON-CONF.		24-6-0		.8		8		4-2-0		8		48		6		.62627		6		2		2	
TOTALS		RPI 1-25		RPI 26-50		W-L RECORDS		RPI 51-100		RPI 101-150		RPI 150+											
43-20-0		8-11-0		7-4-0		OVERALL		9-2-0		13-2-0		6-1-0											
28-9-0		4-4-0		5-2-0		HOME		5-1-0		9-2-0		5-0-0											
12-8-0		3-5-0		1-2-0		AWAY		3-1-0		4-0-0		1-0-0											
3-3-0		1-2-0		1-0-0		NEUTRAL		1-0-0		0-0-0		0-1-0											
24-6-0		3-2-0		5-2-0		NON-CONFERENCE		5-0-0		5-1-0		6-1-0											
19-3-0		2-0-0		5-2-0		HOME		3-0-0		4-1-0		5-0-0											
4-1-0		1-1-0		0-0-		AWAY		1-0-0		1-0-0		1-0-0											
1-2-0		0-1-0		0-0-0		NEUTRAL		1-0-0		0-0-0		0-1-0											
19-14-0		5-9-0		2-2-0		CONFERENCE		4-2-0		8-1-0		0-0-0											
9-6-0		2-4-0		0-0-0		HOME		2-1-0		5-1-0		0-0-0											
8-7-0		2-4-0		1-2-0		AWAY		2-1-0		3-0-0		0-0-0											
2-1-0		1-1-0		1-0-0		NEUTRAL		0-0-0		0-0-0		0-0-0											
RPI	S	Opponent		Score		RPI	S	Opponent		Score		RPI	S	Opponent		Score		RPI	S	Opponent		Score	
1	A	North Carolina		4	5	32	H	Connecticut		6	7	66	H	Wake Forest		2	0	113	H	Maryland		12	3
1	A	North Carolina		5	9	32	H	Connecticut		1	14	66	H	Wake Forest		3	9	113	H	Maryland		6	7
1	A	North Carolina		3	13	36	A	North Carolina St.		0	6	66	H	Wake Forest		10	4	113	H	Maryland		7	0
3	H	Virginia		0	5	36	A	North Carolina St.		3	5	79	A	Virginia Tech		2	3	122	H	Duke		9	3
3	H	Virginia		7	8	36	A	North Carolina St.		7	3	79	A	Virginia Tech		8	3	122	H	Duke		9	6
3	H	Virginia		6	7	36	N	North Carolina St.		6	3	79	A	Virginia Tech		7	2	122	H	Duke		16	7
5	A	South Carolina		3	6	39	H	East Tenn. St.		8	3	82	N	Michigan St.		8	0	123	H	Eastern Mich.		6	7
5	H	South Carolina		10	5	44	H	Coastal Caro.		5	4	86	H	Sacred Heart		11	1	123	H	Eastern Mich.		5	1
5	N	South Carolina		4	5	44	H	Coastal Caro.		12	7	92	A	Gardner-Webb		5	1	123	H	Eastern Mich.		14	3
6	A	Florida St.		6	8	47	H	Elon		7	2	92	H	Gardner-Webb		13	1	136	H	Charleston So.		19	1
6	A	Florida St.		7	4	47	H	Elon		9	2	92	H	Gardner-Webb		12	0	139	A	Boston College		7	5
6	A	Florida St.		8	5													139	A	Boston College		9	2
6	N	Florida St.		3	6													139	A	Boston College		9	2
10	H	Georgia Tech		1	5													144	A	Furman		5	1
10	H	Georgia Tech		4	2													144	H	Furman		5	0
10	H	Georgia Tech		3	1													156	H	Cincinnati		15	4
10	N	Georgia Tech		9	0													193	A	Western Caro.		6	4
16	A	Georgia		5	2													193	H	Western Caro.		12	3
16	H	Georgia		11	5													198	H	Presbyterian		7	2
																		198	N	Presbyterian		3	4
																		216	H	Wofford		5	1
																		222	H	Davidson		19	0
LAST 15 GAMES																							
						32	H	Connecticut		1	14	6	A	Florida St.		8	5						
						32	H	Connecticut		6	7	6	A	Florida St.		7	4						
						44	H	Coastal Caro.		12	7	6	A	Florida St.		6	8						
						86	H	Sacred Heart		11	1												
						36	N	North Carolina St.		6	3												

Non-Div. I Games:

Clemson

6 N Florida St.	3	6
10 N Georgia Tech	9	0

C
l
e
m
s
o
n

C
l
e
m
s
o
n

[illegible]

Non-Div. I Games:

Cleveland St.

Cleveland St.

146 H Wright St.	2	3
146 H Wright St.	13	11

Through Games Of 2011 Final

RPI	S	Opponent	Score	
239	H	Valparaiso	1	4
239	H	Valparaiso	2	12
239	H	Valparaiso	1	6
242	A	Longwood	4	9
242	A	Longwood	3	8
242	A	Longwood	22	10
252	A	Milwaukee	5	0
252	A	Milwaukee	0	3
252	H	Milwaukee	2	5
252	H	Milwaukee	3	8
252	H	Milwaukee	8	4
256	A	Bowling Green	5	9
256	H	Bowling Green	3	2
256	H	Bowling Green	6	4
256	H	Bowling Green	7	9
274	A	Butler	6	2
274	A	Butler	2	7
274	A	Butler	9	1
277	A	Youngstown St.	3	6
277	A	Youngstown St.	2	3

Cleveland St.

C
l
e
v
e
l
a
n
d
S
t
.

C
l
e
v
e
l
a
n
d
S
t
.

Average RPI Win: 130		WON-LOST RECORD		WINNING PCT. RANK		LAST 15 GAMES		STRENGTH OF SCHEDULE		OPP. STRENGTH OF SCHEDULE		TEAM RPI		ADJ RPI		CONF. RPI		ADJ CONF. RPI				
DIV. I ONLY		42-20-0		.67742 25		10-5-0		103		60		42		.55874 44		14		14				
DIV. I NON-CONF.		18-13-0		.58065 99		2-2-0		112		12		72		.53848 77		13		13				
TOTALS		RPI 1-25		RPI 26-50		W-L RECORDS		RPI 51-100		RPI 101-150		RPI 150+										
42-20-0		0-4-0		1-4-0		OVERALL		18-1-0		9-4-0		14-7-0										
26-6-0		0-0-0		0-3-0		HOME		14-1-0		6-2-0		6-0-0										
11-13-0		0-4-0		0-0-0		AWAY		2-0-0		1-2-0		8-7-0										
5-1-0		0-0-0		1-1-0		NEUTRAL		2-0-0		2-0-0		0-0-0										
18-13-0		0-4-0		1-4-0		NON-CONFERENCE		7-1-0		1-1-0		9-3-0										
12-5-0		0-0-0		0-3-0		HOME		5-1-0		1-1-0		6-0-0										
5-7-0		0-4-0		0-0-		AWAY		2-0-0		0-0-0		3-3-0										
1-1-0		0-0-0		1-1-0		NEUTRAL		0-0-0		0-0-0		0-0-0										
24-7-0		0-0-0		0-0-0		CONFERENCE		11-0-0		8-3-0		5-4-0										
14-1-0		0-0-0		0-0-0		HOME		9-0-0		5-1-0		0-0-0										
6-6-0		0-0-0		0-0-0		AWAY		0-0-0		1-2-0		5-4-0										
4-0-0		0-0-0		0-0-0		NEUTRAL		2-0-0		2-0-0		0-0-0										
RPI	S	Opponent		Score		RPI	S	Opponent		Score		RPI	S	Opponent		Score						
1	A	North Carolina		3	8	26	H	California		0	17	51	H	Kansas St.		4	5	104	H	Radford	10	0
3	A	Virginia		7	8	32	N	Connecticut		6	12	62	A	Col. of Charleston		12	3	104	H	Radford	8	0
8	A	Clemson		4	5	32	N	Connecticut		13	1	66	H	Wake Forest		10	2	104	H	Radford	15	0
8	A	Clemson		7	12	36	H	North Carolina St.		3	12	74	H	UAB		5	3	104	N	Radford	5	0
						37	H	Kent St.		0	2	79	H	Virginia Tech		6	5	136	A	Winthrop	2	3
												84	H	Liberty		5	4	136	A	Winthrop	5	6
												84	H	Liberty		17	1	136	A	Winthrop	5	0
												84	H	Liberty		5	4	136	H	Charleston So.	10	5
												84	N	Liberty		3	2	136	H	Charleston So.	3	4
												88	H	Western Ky.		6	1	136	H	Charleston So.	9	3
												91	H	VMI		8	2	136	N	Winthrop	10	6
												91	H	VMI		5	0	139	H	Boston College	9	6
												91	H	VMI		4	2	143	H	Indiana	1	2
												92	H	Gardner-Webb		7	4	155	H	Notre Dame	4	3
												92	H	Gardner-Webb		14	7	163	A	High Point	11	2
												92	H	Gardner-Webb		8	3	163	A	High Point	3	9
												92	N	Gardner-Webb		6	1	163	A	High Point	2	6
												100	A	UNC Wilmington		11	4	171	A	Pepperdine	1	2
												100	H	UNC Wilmington		12	3	171	A	Pepperdine	1	2
																		171	A	Pepperdine	1	7
																		173	A	San Diego	6	0
																		173	A	San Diego	8	3
																		194	H	Marshall	4	2
																		196	A	Citadel	6	5
																		196	H	Citadel	7	4
																		198	A	Presbyterian	5	2
																		198	A	Presbyterian	15	3

Non-Div. I Games:

Coastal Caro.

136 N Winthrop	10	6
104 N Radford	5	0

RPI	S	Opponent	Score	
198	A	Presbyterian	7	1
209	H	Tennessee Tech	6	2
238	H	Ball St.	10	2
238	H	Ball St.	11	1
246	A	UNC Asheville	2	3
246	A	UNC Asheville	13	2
246	A	UNC Asheville	6	7

Average RPI Win:		162	WON-LOST RECORD		WINNING PCT. RANK	LAST 15 GAMES	STRENGTH OF SCHEDULE		OPP. STRENGTH OF SCHEDULE	TEAM RPI	ADJ RPI	CONF. RPI	ADJ CONF. RPI
Average RPI Loss:		84											
DIV. I ONLY			39-22-0		.63934	45	125		108	60	.54355	62	15
DIV. I NON-CONF.			17-8-0		.68	48	134		70	53	.554	54	15
TOTALS		RPI 1-25	RPI 26-50		W-L RECORDS		RPI 51-100		RPI 101-150		RPI 150+		
39-22-0		0-3-0	4-5-0		OVERALL		7-9-0		8-2-0		20-3-0		
24-12-0		0-2-0	1-3-0		HOME		4-5-0		7-2-0		12-0-0		
12-8-0		0-1-0	2-2-0		AWAY		2-2-0		1-0-0		7-3-0		
3-2-0		0-0-0	1-0-0		NEUTRAL		1-2-0		0-0-0		1-0-0		
17-8-0		0-3-0	2-3-0		NON-CONFERENCE		3-1-0		3-1-0		9-0-0		
13-7-0		0-2-0	1-3-0		HOME		2-1-0		2-1-0		8-0-0		
4-1-0		0-1-0	1-0-		AWAY		1-0-0		1-0-0		1-0-0		
0-0-0		0-0-0	0-0-0		NEUTRAL		0-0-0		0-0-0		0-0-0		
22-14-0		0-0-0	2-2-0		CONFERENCE		4-8-0		5-1-0		11-3-0		
11-5-0		0-0-0	0-0-0		HOME		2-4-0		5-1-0		4-0-0		
8-7-0		0-0-0	1-2-0		AWAY		1-2-0		0-0-0		6-3-0		
3-2-0		0-0-0	1-0-0		NEUTRAL		1-2-0		0-0-0		1-0-0		
RPI S	Opponent	Score	RPI S	Opponent	Score	RPI S	Opponent	Score	RPI S	Opponent	Score		
5 A	South Carolina	4 24	32 H	Connecticut	1 3	67 A	Samford	5 6	107 H	Kentucky	11 6		
5 H	South Carolina	3 8	43 H	Auburn	4 7	67 A	Samford	11 8	134 H	Appalachian St.	5 8		
24 H	Southern Miss.	2 7	44 H	Coastal Caro.	3 12	67 A	Samford	1 4	134 H	Appalachian St.	7 4		
			46 A	Jacksonville	9 5	70 H	Rhode Island	2 3	134 H	Appalachian St.	10 7		
			46 H	Jacksonville	8 4	80 H	Ga. Southern	1 7	136 A	Charleston So.	10 9		
			47 A	Elon	1 5	80 H	Ga. Southern	7 11	136 H	Charleston So.	3 4		
			47 A	Elon	4 5	80 H	Ga. Southern	3 2	144 H	Furman	10 6		
			47 A	Elon	4 1	80 N	Ga. Southern	6 7	144 H	Furman	9 6		
			47 N	Elon	4 3	80 N	Ga. Southern	9 1	144 H	Furman	13 12		
						80 N	Ga. Southern	2 4	149 H	Miami (OH)	6 2		
						88 H	Western Ky.	7 5	193 H	Western Caro.	15 3		
						94 H	UNC Greensboro	6 5	193 H	Western Caro.	6 3		
						94 H	UNC Greensboro	4 5	193 H	Western Caro.	15 8		
						94 H	UNC Greensboro	6 9	193 N	Western Caro.	4 2		
						100 A	UNC Wilmington	6 5	194 H	Marshall	8 6		
						100 H	UNC Wilmington	5 4	196 A	Citadel	2 6		
									196 A	Citadel	14 17		
									196 A	Citadel	10 5		
									196 H	Citadel	7 1		
									198 H	Presbyterian	9 5		
									215 A	S.C. Upstate	10 6		
									215 H	S.C. Upstate	4 0		
									216 A	Wofford	24 6		
									216 A	Wofford	7 5		
									216 A	Wofford	8 5		
									222 A	Davidson	13 2		
									222 A	Davidson	3 8		
			LAST 15 GAMES										
			80 N	Ga. Southern	6 7	67 A	Samford	11 8					
			80 N	Ga. Southern	9 1	198 H	Presbyterian	9 5					
			193 N	Western Caro.	4 2	134 H	Appalachian St.	10 7					
			47 N	Elon	4 3								
			80 N	Ga. Southern	2 4								

Non-Div. I Games:

Col. of Charleston

67	A	Samford	5	6
67	A	Samford	1	4

RPI	S	Opponent	Score	
222	A	Davidson	4	2
238	H	Ball St.	12	1
277	H	Youngstown St.	6	2
277	H	Youngstown St.	15	0
277	H	Youngstown St.	14	1
278	H	NYIT	24	4

Col. of Charleston

C
o
l
.
o
f
C
h
a
r
l
e
s
t
o
n

C
o
l
.
o
f
C
h
a
r
l
e
s
t
o
n

Average RPI Win:		186	WON-LOST RECORD		WINNING PCT. RANK		LAST 15 GAMES		STRENGTH OF SCHEDULE		OPP. STRENGTH OF SCHEDULE		TEAM RPI		ADJ RPI		CONF. RPI		ADJ CONF. RPI	
DIV. I ONLY			18-25-0		.4186	208	5-10-0		178		196		201		.47072	201	25		25	
DIV. I NON-CONF.			9-14-0		.3913	215	0-4-0		41		108		138		.50261	141	24		24	
TOTALS		RPI 1-25		RPI 26-50		W-L RECORDS		RPI 51-100		RPI 101-150		RPI 150+								
18-25-0		0-4-0		0-0-0		OVERALL		2-2-0		5-3-0		11-16-0								
9-8-0		0-0-0		0-0-0		HOME		0-0-0		1-2-0		8-6-0								
7-17-0		0-4-0		0-0-0		AWAY		2-2-0		2-1-0		3-10-0								
2-0-0		0-0-0		0-0-0		NEUTRAL		0-0-0		2-0-0		0-0-0								
9-14-0		0-4-0		0-0-0		NON-CONFERENCE		2-2-0		5-3-0		2-5-0								
3-4-0		0-0-0		0-0-0		HOME		0-0-0		1-2-0		2-2-0								
4-10-0		0-4-0		0-0-		AWAY		2-2-0		2-1-0		0-3-0								
2-0-0		0-0-0		0-0-0		NEUTRAL		0-0-0		2-0-0		0-0-0								
9-11-0		0-0-0		0-0-0		CONFERENCE		0-0-0		0-0-0		9-11-0								
6-4-0		0-0-0		0-0-0		HOME		0-0-0		0-0-0		6-4-0								
3-7-0		0-0-0		0-0-0		AWAY		0-0-0		0-0-0		3-7-0								
0-0-0		0-0-0		0-0-0		NEUTRAL		0-0-0		0-0-0		0-0-0								
RPI	S	Opponent		Score		RPI	S	Opponent		Score		RPI	S	Opponent		Score				
20	A	Stetson		6	7							99	A	South Ala.		0	3			
22	A	UCF		2	5							99	A	South Ala.		17	5			
22	A	UCF		2	4							99	A	South Ala.		5	2			
22	A	UCF		8	9							99	A	South Ala.		7	10			
														109 H Manhattan		2	7			
														109 H Manhattan		0	6			
														109 H Manhattan		6	5			
														111 A Fla. Gulf Coast		3	1			
														111 A Fla. Gulf Coast		5	3			
														117 A Monmouth		4	9			
														118 N Illinois		9	3			
														132 N Central Mich.		3	1			
														152 A Fordham		5	10			
														152 A Fordham		3	6			
														163 A Princeton		8	5			
														163 A Princeton		4	6			
														163 A Princeton		2	3			
														163 A Princeton		2	4			
														169 A Rutgers		4	5			
														170 H Dartmouth		4	6			
														170 H Dartmouth		1	8			
														178 H Holy Cross		3	4			
														178 H Holy Cross		11	1			
														178 H Holy Cross		2	3			
														178 H Holy Cross		7	3			
														204 A Yale		3	6			
														204 A Yale		8	1			
														230 A Brown		1	2			
														230 A Brown		5	6			
														248 A Penn		11	10			
														248 A Penn		5	6			

Non-Div. I Games:	Rollins	8	7
-------------------	---------	---	---

Columbia

152	A	Fordham	3	6
163	A	Princeton	2	4

RPI	S	Opponent	Score	
248	H	Penn	7	4
248	H	Penn	7	13
263	H	Cornell	12	2
263	H	Cornell	1	7
263	H	Cornell	6	0
263	H	Cornell	2	1
282	H	Harvard	11	2
282	H	Harvard	8	0

Average RPI Win: 147		WON-LOST	WINNING	LAST 15	STRENGTH OF		OPP. STRENGTH	TEAM	ADJ		CONF.	ADJ CONF.					
Average RPI Loss: 94		RECORD	PCT. RANK	GAMES	SCHEDULE		OF SCHEDULE	RPI	RPI		RPI	RPI					
DIV. I ONLY		45-20-1	.68939	19	9-6-0		90	98	36	.56859	32	12					
DIV. I NON-CONF.		21-13-1	.61429	85	5-3-0		75	84	56	.55719	49	12					
TOTALS		RPI 1-25	RPI 26-50		W-L RECORDS		RPI 51-100		RPI 101-150		RPI 150+						
45-20-1		2-4-0	2-2-0		OVERALL		12-5-0		2-4-0		27-5-1						
17-3-1		0-0-0	0-0-0		HOME		8-2-0		2-1-0		7-0-1						
22-8-0		2-2-0	0-1-0		AWAY		3-0-0		0-0-0		17-5-0						
6-9-0		0-2-0	2-1-0		NEUTRAL		1-3-0		0-3-0		3-0-0						
21-13-1		2-4-0	2-2-0		NON-CONFERENCE		4-2-0		0-3-0		13-2-1						
4-1-1		0-0-0	0-0-0		HOME		0-1-0		0-0-0		4-0-1						
13-5-0		2-2-0	0-0-		AWAY		3-0-0		0-0-0		8-2-0						
4-7-0		0-2-0	2-1-0		NEUTRAL		1-1-0		0-3-0		1-0-0						
24-7-0		0-0-0	0-0-0		CONFERENCE		8-3-0		2-1-0		14-3-0						
13-2-0		0-0-0	0-0-0		HOME		8-1-0		2-1-0		3-0-0						
9-3-0		0-0-0	0-0-0		AWAY		0-0-0		0-0-0		9-3-0						
2-2-0		0-0-0	0-0-0		NEUTRAL		0-2-0		0-0-0		2-0-0						
RPI	S	Opponent		Score		RPI	S	Opponent		Score		RPI	S	Opponent		Score	
5	A	South Carolina		1	5	26	N	California		3	1	52	H	St. John's (NY)		9	1
5	A	South Carolina		2	8	27	A	UC Irvine		4	5	52	H	St. John's (NY)		8	2
8	A	Clemson		7	6	44	N	Coastal Caro.		1	13	52	H	St. John's (NY)		6	5
8	A	Clemson		14	1	44	N	Coastal Caro.		12	6	57	N	Seton Hall		3	4
24	N	Southern Miss.		3	6							57	N	Seton Hall		2	12
25	N	Oregon St.		0	2							62	A	Col. of Charleston		3	1
												70	A	Rhode Island		4	1
												70	N	Rhode Island		3	18
												85	A	A&M-Corpus Christi		7	0
												86	H	Sacred Heart		4	5
												86	N	Sacred Heart		13	3
												96	H	South Fla.		9	5
												96	H	South Fla.		2	1
												96	H	South Fla.		2	0
												97	H	Louisville		6	2
												97	H	Louisville		7	5
												97	H	Louisville		3	6

Non-Div. I Games:

Connecticut

86	N	Sacred Heart	13	3
44	N	Coastal Caro.	1	13

RPI	S	Opponent	Score	
208	H	Georgetown	6	3
208	H	Georgetown	5	0
208	H	Georgetown	14	2
225	N	Michigan	16	9
230	H	Brown	6	2
235	A	Massachusetts	18	3
235	H	Massachusetts	7	1
236	A	Villanova	7	1
236	A	Villanova	10	2
236	A	Villanova	10	0
259	H	Quinnipiac	9	0
291	A	Hartford	11	0

Connecticut

C
o
n
n
e
c
t
i
c
u
t

C
o
n
n
e
c
t
i
c
u
t

Average RPI Win:	275	WON-LOST RECORD	WINNING PCT. RANK	LAST 15 GAMES	STRENGTH OF SCHEDULE	OPP. STRENGTH OF SCHEDULE	TEAM RPI	ADJ RPI	CONF. RPI	ADJ CONF. RPI	
Average RPI Loss:	223										
DIV. I ONLY	5-39-0	.11364	298	2-13-0	274	300	297	.34214	297	32	32
DIV. I NON-CONF.	3-23-0	.11538	291	1-4-0	202	299	296	.36724	295	32	32
<hr/>											
TOTALS	RPI 1-25	RPI 26-50		W-L RECORDS	RPI 51-100		RPI 101-150		RPI 150+		
5-39-0	0-0-0	0-0-0		OVERALL	0-4-0		0-4-0		5-31-0		
1-13-0	0-0-0	0-0-0		HOME	0-0-0		0-0-0		1-13-0		
4-24-0	0-0-0	0-0-0		AWAY	0-4-0		0-4-0		4-16-0		
0-2-0	0-0-0	0-0-0		NEUTRAL	0-0-0		0-0-0		0-2-0		
3-23-0	0-0-0	0-0-0		NON-CONFERENCE	0-4-0		0-1-0		3-18-0		
0-5-0	0-0-0	0-0-0		HOME	0-0-0		0-0-0		0-5-0		
3-16-0	0-0-0	0-0-		AWAY	0-4-0		0-1-0		3-11-0		
0-2-0	0-0-0	0-0-0		NEUTRAL	0-0-0		0-0-0		0-2-0		
2-16-0	0-0-0	0-0-0		CONFERENCE	0-0-0		0-3-0		2-13-0		
1-8-0	0-0-0	0-0-0		HOME	0-0-0		0-0-0		1-8-0		
1-8-0	0-0-0	0-0-0		AWAY	0-0-0		0-3-0		1-5-0		
0-0-0	0-0-0	0-0-0		NEUTRAL	0-0-0		0-0-0		0-0-0		
RPI	S	Opponent	Score	RPI	S	Opponent	Score	RPI	S	Opponent	Score

Non-Div. I Games:

Coppin St.

Coppin St.

294 H Florida A&M	9	11
294 H Florida A&M	8	6

Through Games Of 2011 Final

RPI	S	Opponent	Score
284	A	N.C. A&T	7 11
292	A	Savannah St.	9 11
292	A	Savannah St.	8 6
292	A	Savannah St.	2 7
294	H	Florida A&M	8 6
294	H	Florida A&M	5 7
294	H	Florida A&M	9 11
299	A	Md.-East. Shore	11 7
299	A	Md.-East. Shore	2 6
299	A	Md.-East. Shore	6 16
300	A	N.C. Central	0 5
300	A	N.C. Central	8 5
300	A	N.C. Central	1 4

Coppin St.

C
o
p
p
i
n
s
t
.

C
o
p
p
i
n
s
t
.

Average RPI Win: 217		WON-LOST RECORD		WINNING PCT. RANK		LAST 15 GAMES		STRENGTH OF SCHEDULE		OPP. STRENGTH OF SCHEDULE		TEAM RPI		ADJ RPI		CONF. RPI		ADJ CONF. RPI	
DIV. I ONLY		10-30-0		.25 285		6-9-0		165		239		267		.42741 263		25		25	
DIV. I NON-CONF.		3-17-0		.15 285		1-2-0		60		216		260		.43066 259		24		24	
TOTALS		RPI 1-25		RPI 26-50		W-L RECORDS		RPI 51-100		RPI 101-150		RPI 150+							
10-30-0		0-2-0		0-2-0		OVERALL		0-0-0		1-7-0		9-19-0							
4-7-0		0-0-0		0-0-0		HOME		0-0-0		0-0-0		4-7-0							
6-20-0		0-2-0		0-2-0		AWAY		0-0-0		1-5-0		5-11-0							
0-3-0		0-0-0		0-0-0		NEUTRAL		0-0-0		0-2-0		0-1-0							
3-17-0		0-2-0		0-2-0		NON-CONFERENCE		0-0-0		1-7-0		2-6-0							
0-1-0		0-0-0		0-0-0		HOME		0-0-0		0-0-0		0-1-0							
3-13-0		0-2-0		0-0-		AWAY		0-0-0		1-5-0		2-4-0							
0-3-0		0-0-0		0-0-0		NEUTRAL		0-0-0		0-2-0		0-1-0							
7-13-0		0-0-0		0-0-0		CONFERENCE		0-0-0		0-0-0		7-13-0							
4-6-0		0-0-0		0-0-0		HOME		0-0-0		0-0-0		4-6-0							
3-7-0		0-0-0		0-0-0		AWAY		0-0-0		0-0-0		3-7-0							
0-0-0		0-0-0		0-0-0		NEUTRAL		0-0-0		0-0-0		0-0-0							
RPI	S	Opponent		Score		RPI	S	Opponent		Score		RPI	S	Opponent		Score			
3	A	Virginia		2	14	48	A	James Madison		12	13			104	A	Radford		2	5
3	A	Virginia		1	12	48	A	James Madison		4	6			104	A	Radford		2	6
														104	A	Radford		3	4
														114	N	Rider		2	8
														114	N	Rider		0	6
														134	A	Appalachian St.		5	3
														134	A	Appalachian St.		7	8
														134	A	Appalachian St.		3	8
														163	A	Princeton		5	8
														163	A	Princeton		5	0
														163	H	Princeton		3	6
														163	H	Princeton		1	6
														170	A	Dartmouth		2	3
														170	A	Dartmouth		2	4
														191	A	Siena		9	0
														191	A	Siena		3	8
														201	A	Columbia		1	2
														201	A	Columbia		7	1
														201	A	Columbia		0	6
														201	A	Columbia		2	12
														204	H	Yale		2	7
														204	H	Yale		3	5
														220	A	St. Joseph's		9	3
														224	A	Le Moyne		3	19
														224	A	Le Moyne		1	5
														224	H	Le Moyne		5	9
														230	H	Brown		13	8

Non-Div. I Games:

Cornell

248	H	Penn	3	0
248	H	Penn	2	10

RPI	S	Opponent	Score	
230	H	Brown	2	5
236	A	Villanova	3	6
248	H	Penn	13	4
248	H	Penn	3	0
248	H	Penn	2	10
248	H	Penn	4	2
267	N	Temple	6	9
282	A	Harvard	18	5
282	A	Harvard	8	11

Average RPI Win: 141		WON-LOST RECORD		WINNING PCT. RANK		LAST 15 GAMES		STRENGTH OF SCHEDULE		OPP. STRENGTH OF SCHEDULE		TEAM RPI		ADJ RPI		CONF. RPI		ADJ CONF. RPI					
DIV. I ONLY		45-16-0		.7377		6		11-4-0		133		87		30		.56637		35		7		7	
DIV. I NON-CONF.		25-9-0		.73529		26		2-2-0		197		77		54		.55091		61		11		11	
TOTALS		RPI 1-25		RPI 26-50		W-L RECORDS		RPI 51-100		RPI 101-150		RPI 150+											
45-16-0		1-2-0		0-0-0		OVERALL		11-6-0		11-3-0		22-5-0											
23-5-0		0-0-0		0-0-0		HOME		8-2-0		2-1-0		13-2-0											
18-9-0		0-1-0		0-0-0		AWAY		3-4-0		9-2-0		6-2-0											
4-2-0		1-1-0		0-0-0		NEUTRAL		0-0-0		0-0-0		3-1-0											
25-9-0		1-2-0		0-0-0		NON-CONFERENCE		2-2-0		9-2-0		13-3-0											
11-2-0		0-0-0		0-0-0		HOME		2-1-0		2-1-0		7-0-0											
10-5-0		0-1-0		0-0-		AWAY		0-1-0		7-1-0		3-2-0											
4-2-0		1-1-0		0-0-0		NEUTRAL		0-0-0		0-0-0		3-1-0											
20-7-0		0-0-0		0-0-0		CONFERENCE		9-4-0		2-1-0		9-2-0											
12-3-0		0-0-0		0-0-0		HOME		6-1-0		0-0-0		6-2-0											
8-4-0		0-0-0		0-0-0		AWAY		3-3-0		2-1-0		3-0-0											
0-0-0		0-0-0		0-0-0		NEUTRAL		0-0-0		0-0-0		0-0-0											
RPI	S	Opponent		Score		RPI	S	Opponent		Score		RPI	S	Opponent		Score							
16	N	Georgia		2 1				51	H	Kansas St.	7 6	106	A	Kansas		4 3							
16	N	Georgia		4 5				60	A	Illinois St.	4 5	106	H	Kansas		5 3							
25	A	Oregon St.		1 5				60	A	Illinois St.	8 2	125	A	Evansville		2 1							
								60	A	Illinois St.	6 5	125	A	Evansville		1 10							
								64	H	Missouri St.	4 3	125	A	Evansville		4 0							
								64	H	Missouri St.	6 5	129	H	BYU		6 5							
								64	H	Missouri St.	3 10	129	H	BYU		4 11							
								64	H	Missouri St.	3 1	131	A	Arkansas St.		5 2							
								64	H	Missouri St.	3 1	131	A	Arkansas St.		6 0							
								64	H	Missouri St.	3 2	131	A	Arkansas St.		6 8							
								69	A	Nebraska	5 8	141	A	New Mexico		8 7							
								69	H	Nebraska	9 8	141	A	New Mexico		4 3							
								69	H	Nebraska	1 2	141	A	New Mexico		4 3							
								71	A	Wichita St.	3 12	141	A	New Mexico		10 6							
								71	A	Wichita St.	7 5	157	H	Southern Ill.		1 2							
								71	A	Wichita St.	0 8	157	H	Southern Ill.		5 0							
								71	H	Wichita St.	3 1	157	H	Southern Ill.		2 3							
												157	H	Southern Ill.		5 4							
												159	H	South Dakota St.		6 0							
												159	H	South Dakota St.		6 3							
												159	H	South Dakota St.		13 0							
												162	A	Central Ark.		7 8							
												166	A	Indiana St.		6 5							
												166	A	Indiana St.		4 0							
												166	A	Indiana St.		9 5							
												180	A	SIU Edwardsville		4 3							
												185	A	Iowa		5 3							
LAST 15 GAMES																							
16	N	Georgia		4 5		64	H	Missouri St.		3 10		166	A	Indiana St.		6 5							
25	A	Oregon St.		1 5		213	H	Bradley		4 1		166	A	Indiana St.		4 0							
16	N	Georgia		2 1		64	H	Missouri St.		3 1		166	A	Indiana St.		9 5							
71	H	Wichita St.		3 1								180	A	SIU Edwardsville		4 3							
64	H	Missouri St.		4 3								185	A	Iowa		5 3							

Non-Div. I Games:

Creighton

Creighton

64 H Missouri St.	6	5
157 H Southern Ill.	5	0

Through Games Of 2011 Final

RPI	S	Opponent	Score	
186	H	Portland	12	0
186	H	Portland	11	3
186	H	Portland	4	3
212	N	Toledo	5	1
213	H	Bradley	4	1
213	H	Bradley	16	6
213	H	Bradley	10	1
213	H	Bradley	7	3
221	N	Canisius	6	3
221	N	Canisius	1	4
231	A	Air Force	11	9
231	A	Air Force	1	2
239	N	Valparaiso	1	0
249	H	North Dakota St.	3	2

Creighton

C
r
e
i
g
h
t
o
n

C
r
e
i
g
h
t
o
n

Average RPI Win:		165	WON-LOST RECORD		WINNING PCT. RANK	LAST 15 GAMES		STRENGTH OF SCHEDULE		OPP. STRENGTH OF SCHEDULE	TEAM RPI	ADJ RPI	CONF. RPI	ADJ CONF. RPI			
Average RPI Loss:		94															
DIV. I ONLY			41-20-0		.67213	29	10-5-0		143	130	52	.56077	41	28	28		
DIV. I NON-CONF.			38-19-0		.66667	50	10-5-0		109	103	52	.56658	40	27	29		
TOTALS		RPI 1-25		RPI 26-50		W-L RECORDS		RPI 51-100		RPI 101-150		RPI 150+					
41-20-0		5-3-0		4-4-0		OVERALL		6-5-0		0-3-0		26-5-0					
24-7-0		1-0-0		0-1-0		HOME		3-2-0		0-2-0		20-2-0					
14-9-0		4-3-0		3-1-0		AWAY		2-1-0		0-1-0		5-3-0					
3-4-0		0-0-0		1-2-0		NEUTRAL		1-2-0		0-0-0		1-0-0					
38-19-0		5-3-0		4-4-0		NON-CONFERENCE		6-5-0		0-3-0		23-4-0					
21-6-0		1-0-0		0-1-0		HOME		3-2-0		0-2-0		17-1-0					
14-9-0		4-3-0		3-0-		AWAY		2-1-0		0-1-0		5-3-0					
3-4-0		0-0-0		1-2-0		NEUTRAL		1-2-0		0-0-0		1-0-0					
3-1-0		0-0-0		0-0-0		CONFERENCE		0-0-0		0-0-0		3-1-0					
3-1-0		0-0-0		0-0-0		HOME		0-0-0		0-0-0		3-1-0					
0-0-0		0-0-0		0-0-0		AWAY		0-0-0		0-0-0		0-0-0					
0-0-0		0-0-0		0-0-0		NEUTRAL		0-0-0		0-0-0		0-0-0					
RPI	S	Opponent		Score		RPI	S	Opponent		Score		RPI	S	Opponent		Score	
9	A	Texas A&M		2	4	26	N	California		0	7	61	A	Washington St.		13	4
9	A	Texas A&M		14	10	26	N	California		2	6	61	A	Washington St.		7	8
9	A	Texas A&M		2	14	30	A	Oklahoma		3	2	64	N	Missouri St.		3	17
11	A	Texas		1	3	30	N	Oklahoma		3	2	71	H	Wichita St.		2	6
12	A	Rice		3	1	31	A	Baylor		1	7	72	N	Oral Roberts		2	7
21	A	TCU		4	3	45	A	Oklahoma St.		7	3	72	N	Oral Roberts		11	9
21	A	TCU		3	2	50	A	Texas Tech		11	1	73	H	Charlotte		8	6
21	H	TCU		9	7	50	H	Texas Tech		6	7	73	H	Charlotte		12	8
												73	H	Charlotte		2	8
												78	H	Sam Houston St.		5	3
												93	A	Stephen F. Austin		8	7
																	</

Non-Div. I Games: Northwood (TX) 17 2

Dallas Baptist

30	N	Oklahoma	3	2
73	H	Charlotte	2	8

RPI	S	Opponent	Score	
280	H	Mississippi Val.	17	14
280	H	Mississippi Val.	21	1
287	H	Ark.-Pine Bluff	20	0
287	H	Ark.-Pine Bluff	17	4
287	H	Ark.-Pine Bluff	16	1
287	H	Ark.-Pine Bluff	9	1
289	H	New Orleans	25	2

Average RPI Win:	230	WON-LOST	WINNING	LAST 15	STRENGTH OF	OPP. STRENGTH	TEAM	ADJ	CONF.	ADJ CONF.					
Average RPI Loss:	169	RECORD	PCT. RANK	GAMES	SCHEDULE	OF SCHEDULE	RPI	RPI	RPI	RPI					
DIV. I ONLY	28-12-0	.7	16	11-3-0	290	200	176	.49206	170	25	25				
DIV. I NON-CONF.	13-4-0	.76471	15	2-0-0	295	182	133	.50629	130	24	24				
<hr/>															
TOTALS	RPI 1-25	RPI 26-50		W-L RECORDS		RPI 51-100		RPI 101-150		RPI 150+					
28-12-0	1-2-0	0-0-0		OVERALL		0-0-0		1-1-0		26-9-0					
13-0-0	0-0-0	0-0-0		HOME		0-0-0		1-0-0		12-0-0					
8-10-0	1-2-0	0-0-0		AWAY		0-0-0		0-0-0		7-8-0					
7-2-0	0-0-0	0-0-0		NEUTRAL		0-0-0		0-1-0		7-1-0					
<hr/>															
13-4-0	1-2-0	0-0-0		NON-CONFERENCE		0-0-0		1-1-0		11-1-0					
3-0-0	0-0-0	0-0-0		HOME		0-0-0		1-0-0		2-0-0					
3-2-0	1-2-0	0-0-		AWAY		0-0-0		0-0-0		2-0-0					
7-2-0	0-0-0	0-0-0		NEUTRAL		0-0-0		0-1-0		7-1-0					
<hr/>															
15-8-0	0-0-0	0-0-0		CONFERENCE		0-0-0		0-0-0		15-8-0					
10-0-0	0-0-0	0-0-0		HOME		0-0-0		0-0-0		10-0-0					
5-8-0	0-0-0	0-0-0		AWAY		0-0-0		0-0-0		5-8-0					
0-0-0	0-0-0	0-0-0		NEUTRAL		0-0-0		0-0-0		0-0-0					
<hr/>															
RPI	S	Opponent	Score		RPI	S	Opponent	Score		RPI	S	Opponent	Score		
22	A	UCF	2	9					139	H	Boston College	15	10		
22	A	UCF	8	6					143	N	Indiana	7	10		
22	A	UCF	0	8					163	A	Princeton	5	4		
				163					A	Princeton	2	9			
				163					A	Princeton	5	8			
				163					H	Princeton	5	2			
				163					H	Princeton	4	3			
				187					N	Army	11	2			
				191					H	Siena	16	11			
				199					N	Long Island	6	0			
				201	A	Columbia	6	4							
				201	A	Columbia	8	1							
				202	N	Northwestern	2	3							
				204	A	Yale	1	5							
				204	A	Yale	0	3							
				204	A	Yale	1	5							
				204	A	Yale	1	6							
				230	H	Brown	11	4							
				230	H	Brown	11	3							
				230	H	Brown	2	1							
				230	H	Brown	7	3							
				248	A	Penn	10	14							
				248	A	Penn	2	3							
				257	N	Akron	19	2							
				259	A	Quinnipiac	16	8							
				263	H	Cornell	3	2							
				263	H	Cornell	4	2							
<hr/>															
LAST 15 GAMES															
163 A Princeton					5	8	282 H Harvard		4	1	248 A Penn		2	3	
163 A Princeton					5	4	291 H Hartford		7	1	257 N Akron		19	2	
163 A Princeton					2	9	230 H Brown		11	4	259 A Quinnipiac		16	8	
291 A Hartford					13	1						263 H Cornell		3	2
282 A Harvard					10	8						263 H Cornell		4	2

Non-Div. I Games: St. Anselm 5 1 Grinnell 5 3

Dartmouth

282	A	Harvard	3	1
282	H	Harvard	6	0

RPI	S	Opponent	Score	
282	A	Harvard	10	8
282	A	Harvard	3	1
282	H	Harvard	4	1
282	H	Harvard	6	0
288	N	UMBC	13	4
288	N	UMBC	17	2
288	N	UMBC	16	3
288	N	UMBC	8	2
291	A	Hartford	13	1
291	H	Hartford	7	1

Dartmouth

D
a
r
t
m
o
u
t
h

D
a
r
t
m
o
u
t
h

Average RPI Win:		185	WON-LOST RECORD		WINNING PCT. RANK		LAST 15 GAMES		STRENGTH OF SCHEDULE		OPP. STRENGTH OF SCHEDULE		TEAM RPI		ADJ RPI		CONF. RPI		ADJ CONF. RPI				
DIV. I ONLY			18-30-0		.375	237	2-13-0		189		162		224		.45978	222	15		15				
DIV. I NON-CONF.			10-9-0		.52632	136	2-2-0		267		229		202		.46915	202	15		15				
TOTALS		RPI 1-25		RPI 26-50		W-L RECORDS		RPI 51-100		RPI 101-150		RPI 150+											
18-30-0		0-2-0		0-4-0		OVERALL		4-8-0		3-5-0		11-11-0											
14-13-0		0-0-0		0-0-0		HOME		3-3-0		3-4-0		8-6-0											
4-17-0		0-2-0		0-4-0		AWAY		1-5-0		0-1-0		3-5-0											
0-0-0		0-0-0		0-0-0		NEUTRAL		0-0-0		0-0-0		0-0-0											
10-9-0		0-2-0		0-1-0		NON-CONFERENCE		0-0-0		2-1-0		8-5-0											
9-4-0		0-0-0		0-0-0		HOME		0-0-0		2-0-0		7-4-0											
1-5-0		0-2-0		0-0-		AWAY		0-0-0		0-1-0		1-1-0											
0-0-0		0-0-0		0-0-0		NEUTRAL		0-0-0		0-0-0		0-0-0											
8-21-0		0-0-0		0-3-0		CONFERENCE		4-8-0		1-4-0		3-6-0											
5-9-0		0-0-0		0-0-0		HOME		3-3-0		1-4-0		1-2-0											
3-12-0		0-0-0		0-3-0		AWAY		1-5-0		0-0-0		2-4-0											
0-0-0		0-0-0		0-0-0		NEUTRAL		0-0-0		0-0-0		0-0-0											
RPI	S	Opponent		Score		RPI	S	Opponent		Score		RPI	S	Opponent		Score							
1	A	North Carolina		6	14	36	A	North Carolina St.		2	3	62	H	Col. of Charleston		8	3	104	H	Radford		6	5
8	A	Clemson		0	19	47	A	Elon		2	8	62	H	Col. of Charleston		2	4	122	A	Duke		5	7
						47	A	Elon		3	8	62	H	Col. of Charleston		2	13	122	H	Duke		9	7
						47	A	Elon		0	10	67	A	Samford		6	4	134	H	Appalachian St.		0	7
												67	A	Samford		5	8	134	H	Appalachian St.		3	4
												67	A	Samford		1	4	134	H	Appalachian St.		1	3
												80	A	Ga. Southern		4	7	144	H	Furman		2	8
												80	A	Ga. Southern		2	5	144	H	Furman		1	0
												80	A	Ga. Southern		2	5	187	H	Army		6	10
												94	H	UNC Greensboro		5	8	193	H	Western Caro.		3	0
												94	H	UNC Greensboro		14	3	193	H	Western Caro.		1	2
												94	H	UNC Greensboro		5	2	193	H	Western Caro.		1	7
																		196	A	Citadel		5	4
																		196	A	Citadel		1	2
																		196	A	Citadel		7	6
																		198	A	Presbyterian		1	6
																		198	H	Presbyterian		4	9
																		208	H	Georgetown		5	9
																		208	H	Georgetown		2	1
																		216	A	Wofford		2	3
																		216	A	Wofford		6	7
																		216	A	Wofford		1	2
																		227	H	Ohio		2	1
																		233	H	Lehigh		3	7
																		246	H	UNC Asheville		6	3
																		247	H	Lafayette		14	2
																		247	H	Lafayette		5	4
LAST 15 GAMES																							
						8	A	Clemson		0	19	47	A	Elon		0	10	227	H	Ohio		2	1
						80	A	Ga. Southern		2	5	122	H	Duke		9	7	233	H	Lehigh		3	7
						80	A	Ga. Southern		2	5	300	A	N.C. Central		11	4	246	H	UNC Asheville		6	3
						80	A	Ga. Southern		4	7							247	H	Lafayette		14	2
						198	H	Presbyterian		4	9							247	H	Lafayette		5	4

Non-Div. I Games:

Davidson

47	A	Elon	3	8
47	A	Elon	2	8

RPI	S	Opponent	Score	
284	H	N.C. A&T	22	15
300	A	N.C. Central	11	4
300	H	N.C. Central	4	2

Davidson

D
a
v
i
d
s
o
n

D
a
v
i
d
s
o
n

Average RPI Win:	200	WON-LOST RECORD	WINNING PCT. RANK	LAST 15 GAMES	STRENGTH OF SCHEDULE	OPP. STRENGTH OF SCHEDULE	TEAM RPI	ADJ RPI	CONF. RPI	ADJ CONF. RPI	
Average RPI Loss:	195										
DIV. I ONLY		30-26-0	.53571 117	7-8-0	256	216	193	.47485 195	19	19	
DIV. I NON-CONF.		13-15-0	.46429 171	0-2-0	279	231	231	.44471 237	20	21	
<hr/>											
TOTALS	RPI 1-25	RPI 26-50		W-L RECORDS		RPI 51-100		RPI 101-150		RPI 150+	
30-26-0	0-0-0	0-0-0		OVERALL		3-1-0		3-2-0		24-23-0	
13-10-0	0-0-0	0-0-0		HOME		2-1-0		2-2-0		9-7-0	
15-12-0	0-0-0	0-0-0		AWAY		1-0-0		0-0-0		14-12-0	
2-4-0	0-0-0	0-0-0		NEUTRAL		0-0-0		1-0-0		1-4-0	
13-15-0	0-0-0	0-0-0		NON-CONFERENCE		1-0-0		1-0-0		11-15-0	
6-5-0	0-0-0	0-0-0		HOME		0-0-0		1-0-0		5-5-0	
7-8-0	0-0-0	0-0-		AWAY		1-0-0		0-0-0		6-8-0	
0-2-0	0-0-0	0-0-0		NEUTRAL		0-0-0		0-0-0		0-2-0	
17-11-0	0-0-0	0-0-0		CONFERENCE		2-1-0		2-2-0		13-8-0	
7-5-0	0-0-0	0-0-0		HOME		2-1-0		1-2-0		4-2-0	
8-4-0	0-0-0	0-0-0		AWAY		0-0-0		0-0-0		8-4-0	
2-2-0	0-0-0	0-0-0		NEUTRAL		0-0-0		1-0-0		1-2-0	
RPI S	Opponent	Score	RPI S	Opponent	Score	RPI S	Opponent	Score	RPI S	Opponent	Score
						70 H	Rhode Island	13 2	142 H	Xavier	6 0
						70 H	Rhode Island	5 4	142 H	Xavier	2 6
						70 H	Rhode Island	7 9	142 H	Xavier	1 5
						92 A	Gardner-Webb	5 3	142 N	Xavier	1 0
									149 H	Miami (OH)	6 0
									156 A	Cincinnati	4 3
									163 A	High Point	3 8
									163 A	High Point	2 3
									163 A	High Point	1 3
									171 A	Pepperdine	6 8
									171 A	Pepperdine	1 9
									171 A	Pepperdine	3 1
									172 H	Richmond	15 5
									172 H	Richmond	10 6
									172 H	Richmond	6 8
									172 N	Richmond	3 10
									177 N	La Salle	5 6
									177 N	La Salle	10 5
									191 H	Siena	3 6
									191 H	Siena	3 6
									191 H	Siena	13 0
									191 H	Siena	1 4
									212 H	Toledo	4 7
									213 N	Bradley	3 4
									213 N	Bradley	5 7
									214 A	Lipscomb	8 3
									214 A	Lipscomb	2 18
Non-Div. I Games:			Wittenberg	12 8	Shawnee St.	2 7	Rio Grande	3 2	Dayton		

70 H Rhode Island	7	9
70 H Rhode Island	13	2

RPI	S	Opponent	Score	
215	A	S.C. Upstate	9	3
216	A	Wofford	6	5
220	A	St. Joseph's	3	1
220	A	St. Joseph's	6	1
220	A	St. Joseph's	4	8
221	H	Canisius	14	11
221	H	Canisius	7	6
226	A	St. Bonaventure	13	3
226	A	St. Bonaventure	8	9
226	A	St. Bonaventure	7	6
227	A	Ohio	3	10
235	A	Massachusetts	6	4
235	A	Massachusetts	8	6
235	A	Massachusetts	5	9
251	H	Oakland	3	2
251	H	Oakland	2	3
254	A	Eastern Ky.	5	10
256	A	Bowling Green	13	2
261	A	George Washington	5	0
261	A	George Washington	1	5
261	A	George Washington	12	2
267	H	Temple	11	17
267	H	Temple	9	7
267	H	Temple	9	1
274	H	Butler	4	0

D
a
y
t
o
n

D
a
y
t
o
n

Average RPI Win: 181		WON-LOST	WINNING	LAST 15	STRENGTH OF		OPP. STRENGTH	TEAM	ADJ	CONF.	ADJ CONF.						
Average RPI Loss: 140		RECORD	PCT. RANK	GAMES	SCHEDULE		OF SCHEDULE	RPI	RPI	RPI	RPI						
DIV. I ONLY		27-24-0	.52941	125	5-10-0		182	175	155	.49565	161	18	18				
DIV. I NON-CONF.		11-10-0	.52381	138	2-3-0		162	200	143	.49734	150	18	18				
<hr/>																	
TOTALS		RPI 1-25		RPI 26-50		W-L RECORDS		RPI 51-100		RPI 101-150		RPI 150+					
27-24-0		1-3-0		2-1-0		OVERALL		3-3-0		2-6-0		19-11-0					
13-10-0		0-0-0		2-1-0		HOME		0-0-0		2-5-0		9-4-0					
14-13-0		1-3-0		0-0-0		AWAY		3-3-0		0-1-0		10-6-0					
0-1-0		0-0-0		0-0-0		NEUTRAL		0-0-0		0-0-0		0-1-0					
11-10-0		1-3-0		0-0-0		NON-CONFERENCE		1-2-0		0-2-0		9-3-0					
5-3-0		0-0-0		0-0-0		HOME		0-0-0		0-1-0		5-2-0					
6-6-0		1-3-0		0-0-		AWAY		1-2-0		0-1-0		4-0-0					
0-1-0		0-0-0		0-0-0		NEUTRAL		0-0-0		0-0-0		0-1-0					
16-14-0		0-0-0		2-1-0		CONFERENCE		2-1-0		2-4-0		10-8-0					
8-7-0		0-0-0		2-1-0		HOME		0-0-0		2-4-0		4-2-0					
8-7-0		0-0-0		0-0-0		AWAY		2-1-0		0-0-0		6-6-0					
0-0-0		0-0-0		0-0-0		NEUTRAL		0-0-0		0-0-0		0-0-0					
RPI	S	Opponent		Score		RPI	S	Opponent		Score		RPI	S	Opponent		Score	
7	A	Arizona St.		7	3	48	H	James Madison		5	4	94	A	UNC Greensboro		3	7
7	A	Arizona St.		4	13	48	H	James Madison		11	12	94	A	UNC Greensboro		9	10
7	A	Arizona St.		2	10	48	H	James Madison		10	5	94	A	UNC Greensboro		3	1
7	A	Arizona St.		2	9							100	A	UNC Wilmington		7	1
												100	A	UNC Wilmington		6	5
												100	A	UNC Wilmington		1	5
							</										

Delaware

127	H	Old Dominion	4	7
127	H	Old Dominion	2	6

Through Games Of 2011 Final

RPI	S	Opponent	Score	
233	A	Lehigh	5	0
236	N	Villanova	6	7
244	H	George Mason	5	4
244	H	George Mason	10	7
244	H	George Mason	10	7
259	H	Quinnipiac	9	3
267	H	Temple	10	12
267	H	Temple	15	12
271	A	Delaware St.	12	9
271	H	Delaware St.	9	5
288	A	UMBC	10	5

Delaware

D
e
l
a
w
a
r
e

D
e
l
a
w
a
r
e

Average RPI Win:		274	WON-LOST RECORD		WINNING PCT. RANK		LAST 15 GAMES		STRENGTH OF SCHEDULE		OPP. STRENGTH OF SCHEDULE		TEAM RPI		ADJ RPI		CONF. RPI		ADJ CONF. RPI	
DIV. I ONLY			24-29-0		.45283 189		5-10-0		289		277		270		.41252 271		32		32	
DIV. I NON-CONF.			11-20-0		.35484 233		1-4-0		274		247		272		.41412 275		32		32	
TOTALS		RPI 1-25		RPI 26-50		W-L RECORDS		RPI 51-100		RPI 101-150		RPI 150+								
24-29-0		0-3-0		0-3-0		OVERALL		0-0-0		0-8-0		24-15-0								
12-11-0		0-0-0		0-0-0		HOME		0-0-0		0-3-0		12-8-0								
9-14-0		0-3-0		0-3-0		AWAY		0-0-0		0-4-0		9-4-0								
3-4-0		0-0-0		0-0-0		NEUTRAL		0-0-0		0-1-0		3-3-0								
11-20-0		0-3-0		0-3-0		NON-CONFERENCE		0-0-0		0-5-0		11-9-0								
8-9-0		0-0-0		0-0-0		HOME		0-0-0		0-3-0		8-6-0								
2-9-0		0-3-0		0-0-		AWAY		0-0-0		0-1-0		2-2-0								
1-2-0		0-0-0		0-0-0		NEUTRAL		0-0-0		0-1-0		1-1-0								
13-9-0		0-0-0		0-0-0		CONFERENCE		0-0-0		0-3-0		13-6-0								
4-2-0		0-0-0		0-0-0		HOME		0-0-0		0-0-0		4-2-0								
7-5-0		0-0-0		0-0-0		AWAY		0-0-0		0-3-0		7-2-0								
2-2-0		0-0-0		0-0-0		NEUTRAL		0-0-0		0-0-0		2-2-0								
RPI	S	Opponent		Score		RPI	S	Opponent		Score		RPI	S	Opponent		Score				
14	A	Arkansas		0	5	29	A	East Carolina		0	24	105	H	Marist		0	6			
14	A	Arkansas		0	10	29	A	East Carolina		1	6	105	H	Marist		3	10			
14	A	Arkansas		2	9	29	A	East Carolina		1	7	105	H	Marist		4	11			
												113	A	Maryland		0	8			
												126	A	Bethune-Cookman		2	3			
												126	A	Bethune-Cookman		4	9			
												126	A	Bethune-Cookman		0	9			
												128	N	Minnesota		1	7			
												161	A	Delaware		5	9			
												161	H	Delaware		9	12			
												177	A	La Salle		9	5			
												182	A	Towson		9	21			
												182	H	Towson		3	4			
												182	N	Towson		6	1			
												188	A	Navy		14	1			
												208	N	Georgetown		3	6			
												233	H	Lehigh		11	6			
												266	A	Norfolk St.		1	0			
												266	A	Norfolk St.		5	6			
												266	A	Norfolk St.		5	0			
												266	N	Norfolk St.		3	9			
												266	N	Norfolk St.		1	11			
												267	H	Temple		2	10			
												275	H	Buffalo		6	7			
												275	H	Buffalo		7	18			
												275	H	Buffalo		5	4			
												284	H	N.C. A&T		4	12			
LAST 15 GAMES																				
						266	N	Norfolk St.		3	9	188	A	Navy		14	1			
						284	N	N.C. A&T		3	2	126	A	Bethune-Cookman		4	9			
						266	N	Norfolk St.		1	11	126	A	Bethune-Cookman		2	3			
						299	N	Md.-East. Shore		5	0									
						29	A	East Carolina		1	6									

Non-Div. I Games: Lincoln (PA) 28 0 Lincoln (PA) 10 1

Delaware St.

Delaware St.

29	A	East Carolina	1	7
29	A	East Carolina	0	24

Through Games Of 2011 Final

RPI	S	Opponent	Score	
284	H	N.C. A&T	11	1
284	H	N.C. A&T	9	8
284	N	N.C. A&T	3	2
286	H	Fairleigh Dickinson	15	4
291	H	Hartford	3	2
291	H	Hartford	16	6
291	H	Hartford	5	8
294	A	Florida A&M	13	8
294	A	Florida A&M	4	5
294	A	Florida A&M	10	9
297	A	Coppin St.	6	1
297	A	Coppin St.	13	9
297	A	Coppin St.	10	0
299	H	Md.-East. Shore	6	0
299	H	Md.-East. Shore	14	4
299	H	Md.-East. Shore	5	6
299	N	Md.-East. Shore	5	0
300	H	N.C. Central	7	5
300	H	N.C. Central	12	2
300	H	N.C. Central	7	1

Delaware St.

D
e
l
a
w
a
r
e
S
t
.

D
e
l
a
w
a
r
e
S
t
.

Average RPI Win: 167		WON-LOST RECORD		WINNING PCT. RANK		LAST 15 GAMES		STRENGTH OF SCHEDULE		OPP. STRENGTH OF SCHEDULE		TEAM RPI		ADJ RPI		CONF. RPI		ADJ CONF. RPI	
DIV. I ONLY		26-30-0		.46429 174		6-9-0		81		44		121		.51145 122		2		2	
DIV. I NON-CONF.		19-7-0		.73077 27		3-1-0		269		263		112		.51735 113		2		2	
TOTALS		RPI 1-25		RPI 26-50		W-L RECORDS		RPI 51-100		RPI 101-150		RPI 150+							
26-30-0		2-16-0		2-1-0		OVERALL		4-5-0		1-2-0		17-6-0							
21-13-0		1-2-0		2-1-0		HOME		3-5-0		1-2-0		14-3-0							
5-17-0		1-14-0		0-0-0		AWAY		1-0-0		0-0-0		3-3-0							
0-0-0		0-0-0		0-0-0		NEUTRAL		0-0-0		0-0-0		0-0-0							
19-7-0		0-0-0		0-0-0		NON-CONFERENCE		2-1-0		0-0-0		17-6-0							
15-4-0		0-0-0		0-0-0		HOME		1-1-0		0-0-0		14-3-0							
4-3-0		0-0-0		0-0-		AWAY		1-0-0		0-0-0		3-3-0							
0-0-0		0-0-0		0-0-0		NEUTRAL		0-0-0		0-0-0		0-0-0							
7-23-0		2-16-0		2-1-0		CONFERENCE		2-4-0		1-2-0		0-0-0							
6-9-0		1-2-0		2-1-0		HOME		2-4-0		1-2-0		0-0-0							
1-14-0		1-14-0		0-0-0		AWAY		0-0-0		0-0-0		0-0-0							
0-0-0		0-0-0		0-0-0		NEUTRAL		0-0-0		0-0-0		0-0-0							
RPI	S	Opponent		Score		RPI	S	Opponent		Score		RPI	S	Opponent		Score			
1	A	North Carolina		6	7	36	H	North Carolina St.		3	4	66	H	Wake Forest		5	6		
1	A	North Carolina		2	11	36	H	North Carolina St.		7	1	66	H	Wake Forest		10	2		
1	A	North Carolina		5	8	36	H	North Carolina St.		8	3	66	H	Wake Forest		2	7		
3	A	Virginia		2	3							73	H	Charlotte		4	1		
3	A	Virginia		4	18							79	H	Virginia Tech		0	9		
3	A	Virginia		0	10							79	H	Virginia Tech		3	2		
6	A	Florida St.		1	2							79	H	Virginia Tech		5	6		
6	A	Florida St.		3	10							94	A	UNC Greensboro		8	6		
6	A	Florida St.		9	13							94	H	UNC Greensboro		4	5		
8	A	Clemson		3	9														
8	A	Clemson		6	9														
8	A	Clemson		7	16														
10	H	Georgia Tech		4	3														
10	H	Georgia Tech		2	9														
10	H	Georgia Tech		5	11														
17	A	Miami (FL)		1	4														
17	A	Miami (FL)		2	0														
17	A	Miami (FL)		2	5														
						LAST 15 GAMES													
						17	A	Miami (FL)		2	5	281	H	Mt. St. Mary's		4	1		
						17	A	Miami (FL)		2	0	281	H	Mt. St. Mary's		2	1		
						17	A	Miami (FL)		1	4	79	H	Virginia Tech		0	9		
						196	A	Citadel		7	5								
						66	H	Wake Forest		10	2								

Non-Div. I Games:

Duke

66 H Wake Forest	5	6
66 H Wake Forest	2	7

D
u
k
e

D
u
k
e

East Carolina

Through Games Of 2011 Final

Average RPI Win: 136		WON-LOST	WINNING	LAST 15	STRENGTH OF		OPP. STRENGTH	TEAM	ADJ	CONF.	ADJ CONF.				
Average RPI Loss: 55		RECORD	PCT. RANK	GAMES	SCHEDULE		OF SCHEDULE	RPI	RPI	RPI	RPI				
DIV. I ONLY		41-21-0	.66129	32	11-4-0		54	51	28	.5712	29	5	5		
DIV. I NON-CONF.		25-10-0	.71429	35	6-3-0		97	82	31	.57357	29	5	5		
TOTALS		RPI 1-25	RPI 26-50		W-L RECORDS		RPI 51-100		RPI 101-150		RPI 150+				
41-21-0		6-10-0	2-1-0		OVERALL		11-6-0		3-2-0		19-2-0				
24-10-0		4-6-0	1-0-0		HOME		1-1-0		3-2-0		15-1-0				
12-9-0		1-4-0	1-1-0		AWAY		7-3-0		0-0-0		3-1-0				
5-2-0		1-0-0	0-0-0		NEUTRAL		3-2-0		0-0-0		1-0-0				
25-10-0		1-5-0	2-1-0		NON-CONFERENCE		4-2-0		1-1-0		17-1-0				
18-4-0		0-1-0	1-0-0		HOME		1-1-0		1-1-0		15-1-0				
4-5-0		1-4-0	1-0-		AWAY		1-0-0		0-0-0		1-0-0				
3-1-0		0-0-0	0-0-0		NEUTRAL		2-1-0		0-0-0		1-0-0				
16-11-0		5-5-0	0-0-0		CONFERENCE		7-4-0		2-1-0		2-1-0				
6-6-0		4-5-0	0-0-0		HOME		0-0-0		2-1-0		0-0-0				
8-4-0		0-0-0	0-0-0		AWAY		6-3-0		0-0-0		2-1-0				
2-1-0		1-0-0	0-0-0		NEUTRAL		1-1-0		0-0-0		0-0-0				
RPI S	Opponent	Score		RPI S	Opponent	Score		RPI S	Opponent	Score		RPI S	Opponent	Score	
1 A	North Carolina	3	5	36 A	North Carolina St.	2	4	52 N	St. John's (NY)	0	2	115 H	Memphis	5	3
1 H	North Carolina	4	5	47 A	Elon	4	3	52 N	St. John's (NY)	6	4	115 H	Memphis	2	3
3 A	Virginia	1	13	47 H	Elon	7	0	63 A	Houston	12	2	115 H	Memphis	3	2
3 A	Virginia	4	3					63 A	Houston	2	4	117 H	Monmouth	4	3
3 A	Virginia	1	10					63 A	Houston	5	4	127 H	Old Dominion	4	7
3 A	Virginia	3	4					63 N	Houston	5	8	163 H	High Point	5	4
12 H	Rice	7	3					66 N	Wake Forest	9	0	169 H	Rutgers	3	2
12 H	Rice	1	2					74 A	UAB	3	5	169 H	Rutgers	6	0
12 H	Rice	3	5					74 A	UAB	8	5	169 H	Rutgers	6	3
22 H	UCF	5	3					74 A	UAB	1	4	169 H	Rutgers	5	0
22 H	UCF	2	3					77 A	Tulane	5	1	171 H	Pepperdine	7	4
22 H	UCF	12	6					77 A	Tulane	7	6	171 H	Pepperdine	4	5
24 H	Southern Miss.	0	5					77 A	Tulane	6	2	171 H	Pepperdine	2	0
24 H	Southern Miss.	7	6					77 N	Tulane	4	2	188 N	Navy	6	1
24 H	Southern Miss.	1	3					84 H	Liberty	0	2	194 A	Marshall	5	4
24 N	Southern Miss.	4	0					100 A	UNC Wilmington	20	5	194 A	Marshall	1	7
								100 H	UNC Wilmington	17	13	194 A	Marshall	9	8
												255 A	Campbell	3	2
												255 H	Campbell	7	4
												271 H	Delaware St.	6	1
												271 H	Delaware St.	7	1
												271 H	Delaware St.	24	0
												275 H	Buffalo	8	3
												277 H	Youngstown St.	10	0
												277 H	Youngstown St.	11	3
												277 H	Youngstown St.	1	0
				LAST 15 GAMES											
				3 A	Virginia	1	13	77 A	Tulane	7	6	277 H	Youngstown St.		
				52 N	St. John's (NY)	6	4	77 A	Tulane	6	2				
				188 N	Navy	6	1	77 A	Tulane	5	1				
				52 N	St. John's (NY)	0	2								
				24 N	Southern Miss.	4	0								

Non-Div. I Games:

East Carolina

77 N Tulane	4	2
63 N Houston	5	8

E
a
s
t
C
a
r
o
l
i
n
a

E
a
s
t
C
a
r
o
l
i
n
a

Average RPI Win:		142	WON-LOST RECORD		WINNING PCT. RANK	LAST 15 GAMES		STRENGTH OF SCHEDULE		OPP. STRENGTH OF SCHEDULE	TEAM RPI	ADJ RPI		CONF. RPI	ADJ CONF. RPI						
DIV. I ONLY			36-21-0		.63158	47	9-6-0		48	105	40	.56378		39	8	9					
DIV. I NON-CONF.			19-7-0		.73077	27	5-2-0		31	137	13	.5969		12	9	9					
TOTALS		RPI 1-25		RPI 26-50		W-L RECORDS		RPI 51-100		RPI 101-150		RPI 150+									
36-21-0		2-4-0		3-4-0		OVERALL		2-8-0		17-5-0		12-0-0									
21-9-0		0-0-0		1-2-0		HOME		1-3-0		12-4-0		7-0-0									
15-10-0		2-3-0		2-1-0		AWAY		1-5-0		5-1-0		5-0-0									
0-2-0		0-1-0		0-1-0		NEUTRAL		0-0-0		0-0-0		0-0-0									
19-7-0		1-1-0		2-1-0		NON-CONFERENCE		0-1-0		12-4-0		4-0-0									
11-4-0		0-0-0		0-0-0		HOME		0-1-0		10-3-0		1-0-0									
8-3-0		1-1-0		2-0-		AWAY		0-0-0		2-1-0		3-0-0									
0-0-0		0-0-0		0-0-0		NEUTRAL		0-0-0		0-0-0		0-0-0									
17-14-0		1-3-0		1-3-0		CONFERENCE		2-7-0		5-1-0		8-0-0									
10-5-0		0-0-0		1-2-0		HOME		1-2-0		2-1-0		6-0-0									
7-7-0		1-2-0		0-0-0		AWAY		1-5-0		3-0-0		2-0-0									
0-2-0		0-1-0		0-1-0		NEUTRAL		0-0-0		0-0-0		0-0-0									
RPI	S	Opponent		Score		RPI	S	Opponent		Score		RPI	S	Opponent		Score					
8	A	Clemson		3	8	36	A	North Carolina St.		5	1	56	A	Mercer		2	12				
10	A	Georgia Tech		8	6	36	A	North Carolina St.		5	8	56	A	Mercer		8	10				
20	A	Stetson		1	4	36	A	North Carolina St.		2	0	56	A	Mercer		4	1				
20	A	Stetson		4	15	46	H	Jacksonville		10	8	58	A	Belmont		8	9				
20	A	Stetson		14	6	46	H	Jacksonville		3	12	58	A	Belmont		1	11				
20	N	Stetson		2	7	46	H	Jacksonville		10	14	58	A	Belmont		0	2				
						46	N	Jacksonville		1	2	79	H	Virginia Tech		6	13				
												95	H	Kennesaw St.		7	3				
												95	H	Kennesaw St.		4	5				
												95	H	Kennesaw St.		4	8				
															104	H	Radford	4	9		
															104	H	Radford	7	4		
															105	H	Marist	9	4		
															105	H	Marist	1	5		
															105	H	Marist	11	5		
															109	H	Manhattan	19	7		
															109	H	Manhattan	7	1		
															109	H	Manhattan	5	2		
															111	H	Fla. Gulf Coast	9	18		
															111	H	Fla. Gulf Coast	11	5		
															111	H	Fla. Gulf Coast	16	4		
															114	H	Rider	5	4		
															114	H	Rider	4	7		
															114	H	Rider	5	4		
															130	A	North Florida	6	5		
															130	A	North Florida	6	3		
															130	A	North Florida	9	7		
															134	A	Appalachian St.	5	3		
															134	H	Appalachian St.	9	4		
															144	A	Furman	12	9		
															144	A	Furman	5	14		
															144	H	Furman	4	2		
															209	A	Tennessee Tech	6	5		
															214	H	Lipscomb	2	1		
															214	H	Lipscomb	8	3		
															214	H	Lipscomb	6	2		
															215	A	S.C. Upstate	6	4		
LAST 15 GAMES					20	N	Stetson		2	7	255	H	Campbell		13	1	209	A	Tennessee Tech	6	5
					46	N	Jacksonville		1	2	255	H	Campbell		7	5	214	H	Lipscomb	2	1
					56	A	Mercer		4	1	8	A	Clemson		3	8	214	H	Lipscomb	8	3
					56	A	Mercer		2	12							214	H	Lipscomb	6	2
					56	A	Mercer		8	10							215	A	S.C. Upstate	6	4

Non-Div. I Games:

East Tenn. St.

10	A	Georgia Tech	8	6
255	H	Campbell	13	9

RPI	S	Opponent	Score	
215	A	S.C. Upstate	6	3
246	A	UNC Asheville	13	5
246	H	UNC Asheville	9	5
254	A	Eastern Ky.	18	7
255	H	Campbell	7	5
255	H	Campbell	13	1
255	H	Campbell	13	9

E
a
s
t
T
e
n
n
.
S
t
.

E
a
s
t
T
e
n
n
.
S
t
.

Average RPI Win: 190		WON-LOST	WINNING	LAST 15	STRENGTH OF		OPP. STRENGTH	TEAM	ADJ	CONF.	ADJ CONF.
Average RPI Loss: 137		RECORD	PCT. RANK	GAMES	SCHEDULE		OF SCHEDULE	RPI	RPI	RPI	RPI
DIV. I ONLY		17-33-0	.34	258	4-11-0		191	181	240	.4477	241
DIV. I NON-CONF.		8-21-0	.27586	263	2-5-0		153	87	234	.44568	233
TOTALS		RPI 1-25	RPI 26-50		W-L RECORDS		RPI 51-100		RPI 101-150		RPI 150+
17-33-0		0-4-0	0-3-0		OVERALL		0-2-0		6-7-0		11-17-0
7-9-0		0-0-0	0-0-0		HOME		0-1-0		0-0-0		7-8-0
9-23-0		0-4-0	0-3-0		AWAY		0-0-0		5-7-0		4-9-0
1-1-0		0-0-0	0-0-0		NEUTRAL		0-1-0		1-0-0		0-0-0
8-21-0		0-4-0	0-3-0		NON-CONFERENCE		0-2-0		5-2-0		3-10-0
1-4-0		0-0-0	0-0-0		HOME		0-1-0		0-0-0		1-3-0
6-16-0		0-4-0	0-0-0		AWAY		0-0-0		4-2-0		2-7-0
1-1-0		0-0-0	0-0-0		NEUTRAL		0-1-0		1-0-0		0-0-0
9-12-0		0-0-0	0-0-0		CONFERENCE		0-0-0		1-5-0		8-7-0
6-5-0		0-0-0	0-0-0		HOME		0-0-0		0-0-0		6-5-0
3-7-0		0-0-0	0-0-0		AWAY		0-0-0		1-5-0		2-2-0
0-0-0		0-0-0	0-0-0		NEUTRAL		0-0-0		0-0-0		0-0-0
RPI S	Opponent	Score	RPI S	Opponent	Score	RPI S	Opponent	Score	RPI S	Opponent	Score
18 A	Mississippi St.	4 9	33 A	Alabama	2 3	60 H	Illinois St.	2 5	112 A	Austin Peay	7 8
24 A	Southern Miss.	0 6	33 A	Alabama	0 5	76 N	Missouri	5 7	112 A	Austin Peay	11 9
24 A	Southern Miss.	2 6	33 A	Alabama	1 12				112 A	Austin Peay	0 8
24 A	Southern Miss.	1 9							115 A	Memphis	7 11
									115 A	Memphis	3 1
									115 A	Memphis	4 3
									118 A	Illinois	10 2
									118 N	Illinois	4 1
									125 A	Evansville	7 4
									125 A	Evansville	1 4
									145 A	Southeast Mo. St.	6 9
									145 A	Southeast Mo. St.	5 9
									145 A	Southeast Mo. St.	7 8
									152 H	Jacksonville St.	4 5
									152 H	Jacksonville St.	7 4
									152 H	Jacksonville St.	4 3
									157 H	Southern Ill.	4 7
									162 A	Central Ark.	2 3
									162 A	Central Ark.	1 5
									162 A	Central Ark.	4 5
									166 A	Indiana St.	2 5
									175 A	St. Louis	5 2
									175 H	St. Louis	2 7
									180 A	SIU Edwardsville	3 5
									180 A	SIU Edwardsville	1 2
									180 A	SIU Edwardsville	1 10
									209 H	Tennessee Tech	8 1
LAST 15 GAMES			LAST 15 GAMES			LAST 15 GAMES			LAST 15 GAMES		
145 A	Southeast Mo. St.	7 8	60 H	Illinois St.	2 5	175 A	St. Louis	5 2	180 A	SIU Edwardsville	3 5
145 A	Southeast Mo. St.	6 9	175 A	St. Louis	5 2	152 H	Jacksonville St.	4 5	180 A	SIU Edwardsville	1 2
145 A	Southeast Mo. St.	5 9	152 H	Jacksonville St.	4 5				180 A	SIU Edwardsville	1 10
213 A	Bradley	3 2							209 H	Tennessee Tech	8 1
180 A	SIU Edwardsville	3 5									

Non-Div. I Games: Illinois Col. 20 0

Eastern Ill.

Eastern Ill.

180	A	SIU Edwardsville	1	2
180	A	SIU Edwardsville	1	10

Through Games Of 2011 Final

RPI	S	Opponent	Score	
209	H	Tennessee Tech	2	3
209	H	Tennessee Tech	2	3
213	A	Bradley	3	2
223	A	UT Martin	4	6
223	A	UT Martin	4	5
250	H	Western Ill.	0	4
254	H	Eastern Ky.	5	4
254	H	Eastern Ky.	7	9
254	H	Eastern Ky.	8	1
265	H	Murray St.	5	3
265	H	Murray St.	1	4
279	A	Morehead St.	25	8
279	A	Morehead St.	23	6
296	H	Chicago St.	1	0

Eastern Ill.

E
a
s
t
e
r
n
I
l
l
.

E
a
s
t
e
r
n
I
l
l
.

Average RPI Win:	206	WON-LOST RECORD	WINNING PCT. RANK	LAST 15 GAMES	STRENGTH OF SCHEDULE	OPP. STRENGTH OF SCHEDULE	TEAM RPI	ADJ RPI	CONF. RPI	ADJ CONF. RPI	
DIV. I ONLY		21-36-0	.36842 245	7-8-0	251	202	253	.43879	254	23	23
DIV. I NON-CONF.		10-21-0	.32258 244	2-3-0	209	176	246	.44025	245	21	20
<hr/>											
TOTALS	RPI 1-25	RPI 26-50		W-L RECORDS		RPI 51-100		RPI 101-150		RPI 150+	
21-36-0	0-0-0	0-1-0		OVERALL		1-1-0		4-9-0		16-25-0	
16-9-0	0-0-0	0-1-0		HOME		1-0-0		3-4-0		12-4-0	
5-23-0	0-0-0	0-0-0		AWAY		0-0-0		1-5-0		4-18-0	
0-4-0	0-0-0	0-0-0		NEUTRAL		0-1-0		0-0-0		0-3-0	
10-21-0	0-0-0	0-1-0		NON-CONFERENCE		1-1-0		2-5-0		7-14-0	
9-4-0	0-0-0	0-1-0		HOME		1-0-0		2-2-0		6-1-0	
1-15-0	0-0-0	0-0-		AWAY		0-0-0		0-3-0		1-12-0	
0-2-0	0-0-0	0-0-0		NEUTRAL		0-1-0		0-0-0		0-1-0	
11-15-0	0-0-0	0-0-0		CONFERENCE		0-0-0		2-4-0		9-11-0	
7-5-0	0-0-0	0-0-0		HOME		0-0-0		1-2-0		6-3-0	
4-8-0	0-0-0	0-0-0		AWAY		0-0-0		1-2-0		3-6-0	
0-2-0	0-0-0	0-0-0		NEUTRAL		0-0-0		0-0-0		0-2-0	
RPI S	Opponent	Score	RPI S	Opponent	Score	RPI S	Opponent	Score	RPI S	Opponent	Score
			39 H	East Tenn. St.	7 18	72 N	Oral Roberts	1 3	102 H	Penn St.	1 7
						88 H	Western Ky.	5 4	102 H	Penn St.	7 5
									102 H	Penn St.	7 6
									107 A	Kentucky	1 8
									112 A	Austin Peay	4 7
									112 A	Austin Peay	8 5
									112 A	Austin Peay	6 8
									115 A	Memphis	2 11
									145 H	Southeast Mo. St.	11 5
									145 H	Southeast Mo. St.	6 7
									145 H	Southeast Mo. St.	6 13
									149 A	Miami (OH)	3 6
									149 H	Miami (OH)	3 6
									151 A	West Virginia	5 8
									151 A	West Virginia	2 11
									152 A	Jacksonville St.	4 1
									152 A	Jacksonville St.	1 2
									152 A	Jacksonville St.	6 13
									166 A	Indiana St.	5 14
									166 A	Indiana St.	0 1
									166 A	Indiana St.	3 10
					LAST 15 GAMES				171 A	Pepperdine	1 3
			223 N	UT Martin	2 6	152 A	Jacksonville St.	1 2	171 A	Pepperdine	2 9
			209 N	Tennessee Tech	5 6	152 A	Jacksonville St.	4 1	171 A	Pepperdine	8 9
			180 A	SIU Edwardsville	1 4	265 H	Murray St.	5 1	180 A	SIU Edwardsville	1 2
			180 A	SIU Edwardsville	1 5				180 A	SIU Edwardsville	1 4
			180 A	SIU Edwardsville	1 2				180 A	SIU Edwardsville	1 5

Non-Div. I Games:

Eastern Ky.

Eastern Ky.

195	H	Dayton	10	5
152	A	Jacksonville St.	6	13

Through Games Of 2011 Final

RPI	S	Opponent	Score	
193	H	Western Caro.	12	8
193	H	Western Caro.	0	5
194	A	Marshall	2	4
194	H	Marshall	9	6
194	N	Marshall	5	8
195	H	Dayton	10	5
209	A	Tennessee Tech	7	3
209	A	Tennessee Tech	4	10
209	A	Tennessee Tech	3	10
209	N	Tennessee Tech	5	6
223	H	UT Martin	3	5
223	H	UT Martin	2	11
223	H	UT Martin	2	4
223	N	UT Martin	2	6
227	A	Ohio	5	4
241	A	Eastern Ill.	4	5
241	A	Eastern Ill.	1	8
241	A	Eastern Ill.	9	7
246	H	UNC Asheville	10	3
246	H	UNC Asheville	13	6
246	H	UNC Asheville	10	6
265	H	Murray St.	5	3
265	H	Murray St.	9	4
265	H	Murray St.	5	1
279	H	Morehead St.	4	3
279	H	Morehead St.	12	2
279	H	Morehead St.	5	0

Eastern Ky.

E
a
s
t
e
r
n
K
y
.

E
a
s
t
e
r
n
K
y
.

Average RPI Win:		190	WON-LOST RECORD		WINNING PCT. RANK		LAST 15 GAMES		STRENGTH OF SCHEDULE		OPP. STRENGTH OF SCHEDULE		TEAM RPI		ADJ RPI		CONF. RPI		ADJ CONF. RPI				
DIV. I ONLY			36-22-0		.62069 56		8-7-0		219		177		120		.51107 123		20		20				
DIV. I NON-CONF.			17-9-0		.65385 58		1-0-0		227		112		105		.51992 110		19		19				
TOTALS		RPI 1-25		RPI 26-50		W-L RECORDS		RPI 51-100		RPI 101-150		RPI 150+											
36-22-0		1-2-0		1-5-0		OVERALL		3-0-0		4-5-0		27-10-0											
11-8-0		0-0-0		0-0-0		HOME		0-0-0		1-2-0		10-6-0											
21-12-0		1-2-0		0-3-0		AWAY		3-0-0		3-3-0		14-4-0											
4-2-0		0-0-0		1-2-0		NEUTRAL		0-0-0		0-0-0		3-0-0											
17-9-0		1-2-0		0-0-0		NON-CONFERENCE		3-0-0		3-3-0		10-4-0											
2-2-0		0-0-0		0-0-0		HOME		0-0-0		0-0-0		2-2-0											
14-7-0		1-2-0		0-0-		AWAY		3-0-0		3-3-0		7-2-0											
1-0-0		0-0-0		0-0-0		NEUTRAL		0-0-0		0-0-0		1-0-0											
19-13-0		0-0-0		1-5-0		CONFERENCE		0-0-0		1-2-0		17-6-0											
9-6-0		0-0-0		0-0-0		HOME		0-0-0		1-2-0		8-4-0											
7-5-0		0-0-0		0-3-0		AWAY		0-0-0		0-0-0		7-2-0											
3-2-0		0-0-0		1-2-0		NEUTRAL		0-0-0		0-0-0		2-0-0											
RPI	S	Opponent		Score		RPI	S	Opponent		Score		RPI	S	Opponent		Score		RPI	S	Opponent		Score	
8	A	Clemson		3	14	37	A	Kent St.		2	4	82	A	Michigan St.		17	15	106	A	Kansas		10	4
8	A	Clemson		1	5	37	A	Kent St.		0	1	97	A	Louisville		6	2	106	A	Kansas		2	8
8	A	Clemson		7	6	37	A	Kent St.		5	8	97	A	Louisville		4	3	106	A	Kansas		8	1
						37	N	Kent St.		4	5							107	A	Kentucky		2	5
						37	N	Kent St.		4	2							112	A	Austin Peay		5	10
						37	N	Kent St.		0	8							112	A	Austin Peay		16	15
																		132	H	Central Mich.		2	14
																		132	H	Central Mich.		11	10
																		132	H	Central Mich.		2	5
																		151	A	West Virginia		9	7
																		151	A	West Virginia		6	20
																		181	H	Northern Ill.		3	4
																		181	H	Northern Ill.		1	0
																		181	H	Northern Ill.		1	2
																		181	N	Northern Ill.		12	11
																		181	N	Northern Ill.		4	2
																		189	A	Western Mich.		6	3
																		189	A	Western Mich.		4	2
																		189	A	Western Mich.		13	4
																		198	A	Presbyterian		13	6
																		198	A	Presbyterian		6	4
																		209	A	Tennessee Tech		9	8
																		209	A	Tennessee Tech		5	1
																		209	A	Tennessee Tech		1	7
																		212	A	Toledo		6	1
																		212	A	Toledo		3	4
																		212	A	Toledo		6	1
																		212	A	Toledo		3	4
																		212	A	Toledo		18	2
LAST 15 GAMES																							
						37	N	Kent St.		0	8	132	H	Central Mich.		11	10						
						37	N	Kent St.		4	2	212	A	Toledo		6	1						
						181	N	Northern Ill.		12	11	212	A	Toledo		3	4						
						37	N	Kent St.		4	5												
						181	N	Northern Ill.		4	2												

Non-Div. I Games: Alma 7 6

Eastern Mich.

Eastern Mich.

132 H Central Mich.	2	5
132 H Central Mich.	2	14

Through Games Of 2011 Final

RPI	S	Opponent	Score	
225	A	Michigan	3	1
225	H	Michigan	2	5
225	H	Michigan	8	2
238	H	Ball St.	5	4
238	H	Ball St.	18	5
238	H	Ball St.	13	1
251	H	Oakland	4	3
256	A	Bowling Green	5	13
256	A	Bowling Green	5	4
256	A	Bowling Green	13	11
257	H	Akron	11	4
257	H	Akron	7	14
257	H	Akron	2	5
272	A	Cleveland St.	7	2
272	H	Cleveland St.	1	2
275	H	Buffalo	6	5
275	H	Buffalo	11	2
275	H	Buffalo	5	1
298	N	Alabama A&M	13	1

Eastern Mich.

E
a
s
t
e
r
n
M
i
c
h
.

E
a
s
t
e
r
n
M
i
c
h
.

Average RPI Win: 146		WON-LOST RECORD	WINNING PCT. RANK	LAST 15 GAMES	STRENGTH OF SCHEDULE	OPP. STRENGTH OF SCHEDULE	TEAM RPI	ADJ RPI	CONF. RPI	ADJ CONF. RPI							
Average RPI Loss: 79																	
DIV. I ONLY		36-21-0	.63158	47	10-5-0	76	90	48	.55402	47	15	15					
DIV. I NON-CONF.		13-12-0	.52	142	2-2-0	54	18	74	.53907	72	15	15					
<hr/>																	
TOTALS		RPI 1-25		RPI 26-50		W-L RECORDS		RPI 51-100		RPI 101-150		RPI 150+					
36-21-0		0-3-0		2-3-0		OVERALL		9-11-0		9-2-0		16-2-0					
19-8-0		0-0-0		1-1-0		HOME		4-4-0		5-2-0		9-1-0					
17-11-0		0-3-0		1-2-0		AWAY		5-6-0		4-0-0		7-0-0					
0-2-0		0-0-0		0-0-0		NEUTRAL		0-1-0		0-0-0		0-1-0					
13-12-0		0-3-0		2-3-0		NON-CONFERENCE		3-4-0		4-1-0		4-1-0					
7-5-0		0-0-0		1-1-0		HOME		0-2-0		3-1-0		3-1-0					
6-7-0		0-3-0		1-0-		AWAY		3-2-0		1-0-0		1-0-0					
0-0-0		0-0-0		0-0-0		NEUTRAL		0-0-0		0-0-0		0-0-0					
23-9-0		0-0-0		0-0-0		CONFERENCE		6-7-0		5-1-0		12-1-0					
12-3-0		0-0-0		0-0-0		HOME		4-2-0		2-1-0		6-0-0					
11-4-0		0-0-0		0-0-0		AWAY		2-4-0		3-0-0		6-0-0					
0-2-0		0-0-0		0-0-0		NEUTRAL		0-1-0		0-0-0		0-1-0					
RPI	S	Opponent		Score		RPI	S	Opponent		Score		RPI	S	Opponent		Score	
1	A	North Carolina		0	16	29	A	East Carolina		0	7	62	H	Col. of Charleston		1	4
8	A	Clemson		2	9	29	H	East Carolina		3	4	62	H	Col. of Charleston		5	4
8	A	Clemson		2	7	36	A	North Carolina St.		4	17	62	H	Col. of Charleston		5	1
						36	A	North Carolina St.		4	2	62	N	Col. of Charleston		3	4
						36	H	North Carolina St.		12	2	66	A	Wake Forest		5	0
												66	H	Wake Forest		4	13
												67	H	Samford		4	2
												67	H	Samford		0	11
												67	H	Samford		10	8
												80	A	Ga. Southern		0	6
												80	A	Ga. Southern		9	0
												80	A	Ga. Southern		3	6
												94	A	UNC Greensboro		1	0
												94	A	UNC Greensboro		9	13
												94	A	UNC Greensboro		5	6
												96	A	South Fla.		7	5
												96	A	South Fla.		4	3
												96	A	South Fla.		2	3
												100	A	UNC Wilmington		5	6
												100	H	UNC Wilmington		5	10
LAST 15 GAMES						LAST 15 GAMES						LAST 15 GAMES					
						62	N	Col. of Charleston		3	4	196	A	Citadel		8	2
						193	N	Western Caro.		7	10	196	A	Citadel		11	6
						144	H	Furman		14	0	100	A	UNC Wilmington		5	6
						144	H	Furman		8	7						
						144	H	Furman		0	3						

Non-Div. I Games:

Elon

127	A	Old Dominion	8	2
196	A	Citadel	8	6

RPI	S	Opponent	Score	
222	H	Davidson	10	0
267	H	Temple	12	3

E
l
o
n

E
l
o
n

Average RPI Win:	153	WON-LOST RECORD	WINNING PCT. RANK	LAST 15 GAMES	STRENGTH OF SCHEDULE	OPP. STRENGTH OF SCHEDULE	TEAM RPI	ADJ RPI	CONF. RPI	ADJ CONF. RPI		
DIV. I ONLY		26-25-0	.5098	143	4-10-0	110	145	127	.50957	125	7	7
DIV. I NON-CONF.		19-10-0	.65517	55	1-1-0	178	178	86	.53082	88	11	11
<hr/>												
TOTALS	RPI 1-25	RPI 26-50		W-L RECORDS		RPI 51-100		RPI 101-150		RPI 150+		
26-25-0	0-0-0	2-2-0		OVERALL		7-9-0		5-5-0		12-9-0		
14-8-0	0-0-0	1-2-0		HOME		4-1-0		1-1-0		8-4-0		
12-15-0	0-0-0	1-0-0		AWAY		3-6-0		4-4-0		4-5-0		
0-2-0	0-0-0	0-0-0		NEUTRAL		0-2-0		0-0-0		0-0-0		
19-10-0	0-0-0	1-0-0		NON-CONFERENCE		4-2-0		5-5-0		9-3-0		
11-3-0	0-0-0	0-0-0		HOME		2-1-0		1-1-0		8-1-0		
8-7-0	0-0-0	1-0-		AWAY		2-1-0		4-4-0		1-2-0		
0-0-0	0-0-0	0-0-0		NEUTRAL		0-0-0		0-0-0		0-0-0		
7-15-0	0-0-0	1-2-0		CONFERENCE		3-7-0		0-0-0		3-6-0		
3-5-0	0-0-0	1-2-0		HOME		2-0-0		0-0-0		0-3-0		
4-8-0	0-0-0	0-0-0		AWAY		1-5-0		0-0-0		3-3-0		
0-2-0	0-0-0	0-0-0		NEUTRAL		0-2-0		0-0-0		0-0-0		
<hr/>												
RPI S	Opponent	Score	RPI S	Opponent	Score	RPI S	Opponent	Score	RPI S	Opponent	Score	
			35 H	Creighton	1 2	60 A	Illinois St.	3 4	112 A	Austin Peay	24 3	
			35 H	Creighton	10 1	60 A	Illinois St.	1 7	112 H	Austin Peay	8 3	
			35 H	Creighton	0 4	60 A	Illinois St.	4 9	115 A	Memphis	6 17	
			46 A	Jacksonville	7 0	60 N	Illinois St.	3 4	115 A	Memphis	9 13	
						64 H	Missouri St.	5 4	115 A	Memphis	4 8	
						64 H	Missouri St.	3 1	131 A	Arkansas St.	3 2	
						71 A	Wichita St.	12 11	131 A	Arkansas St.	4 1	
						71 A	Wichita St.	1 11	131 A	Arkansas St.	5 10	
						71 A	Wichita St.	2 9	143 A	Indiana	7 5	
						71 N	Wichita St.	1 2	143 H	Indiana	5 6	
						82 H	Michigan St.	2 0	157 H	Southern Ill.	1 5	
						82 H	Michigan St.	3 10	157 H	Southern Ill.	3 6	
						82 H	Michigan St.	6 5	157 H	Southern Ill.	4 8	
						96 A	South Fla.	6 4	166 A	Indiana St.	3 6	
						96 A	South Fla.	6 0	166 A	Indiana St.	10 9	
						96 A	South Fla.	4 7	166 A	Indiana St.	1 4	
									175 A	St. Louis	5 6	
									175 H	St. Louis	6 4	
									180 A	SIU Edwardsville	1 4	
									180 H	SIU Edwardsville	5 3	
									213 A	Bradley	2 0	
									213 A	Bradley	6 0	
									213 A	Bradley	2 3	
									223 A	UT Martin	16 3	
									223 H	UT Martin	18 6	
									241 H	Eastern Ill.	4 7	
									241 H	Eastern Ill.	4 1	
<hr/>												
Non-Div. I Games:	Oakland City	8	1	Southern Ind.	3	0	Evansville					

180	A	SIU Edwardsville	1	4
35	H	Creighton	10	1

RPI	S	Opponent	Score	
265	H	Murray St.	8	3
273	H	IPFW	14	6
273	H	IPFW	11	0
273	H	IPFW	4	3

E
v
a
n
s
v
i
l
l
e

E
v
a
n
s
v
i
l
l
e

Average RPI Win: 126		WON-LOST	WINNING	LAST 15	STRENGTH OF		OPP. STRENGTH	TEAM	ADJ		CONF.	ADJ CONF.			
Average RPI Loss: 75		RECORD	PCT. RANK	GAMES	SCHEDULE		OF SCHEDULE	RPI	RPI		RPI	RPI			
DIV. I ONLY		39-20-1	.65833	35	10-4-1		64	58	35	.56427	38	6	6		
DIV. I NON-CONF.		16-10-0	.61538	77	1-2-0		42	53	42	.56267	42	6	6		
TOTALS		RPI 1-25	RPI 26-50		W-L RECORDS		RPI 51-100		RPI 101-150		RPI 150+				
39-20-1		2-3-0	1-4-0		OVERALL		17-8-0		6-2-1		13-3-0				
22-7-1		0-0-0	0-0-0		HOME		13-6-0		4-1-1		5-0-0				
14-10-0		2-3-0	1-3-0		AWAY		2-2-0		1-1-0		8-1-0				
3-3-0		0-0-0	0-1-0		NEUTRAL		2-0-0		1-0-0		0-2-0				
16-10-0		2-3-0	0-2-0		NON-CONFERENCE		6-2-0		3-2-0		5-1-0				
12-3-0		0-0-0	0-0-0		HOME		5-2-0		2-1-0		5-0-0				
4-5-0		2-3-0	0-0-		AWAY		1-0-0		1-1-0		0-0-0				
0-2-0		0-0-0	0-1-0		NEUTRAL		0-0-0		0-0-0		0-1-0				
23-10-1		0-0-0	1-2-0		CONFERENCE		11-6-0		3-0-1		8-2-0				
10-4-1		0-0-0	0-0-0		HOME		8-4-0		2-0-1		0-0-0				
10-5-0		0-0-0	1-2-0		AWAY		1-2-0		0-0-0		8-1-0				
3-1-0		0-0-0	0-0-0		NEUTRAL		2-0-0		1-0-0		0-1-0				
RPI S	Opponent	Score		RPI S	Opponent	Score		RPI S	Opponent	Score		RPI S	Opponent	Score	
9 A	Texas A&M	2	1	31 A	Baylor	6	7	55 A	Fla. Atlantic	9	7	111 H	Fla. Gulf Coast	19	6
9 A	Texas A&M	5	8	48 N	James Madison	7	11	55 A	Fla. Atlantic	2	4	126 H	Bethune-Cookman	4	5
9 A	Texas A&M	5	6	49 A	Troy	12	4	55 A	Fla. Atlantic	3	13	126 H	Bethune-Cookman	7	3
12 A	Rice	2	10	49 A	Troy	0	4	55 H	Fla. Atlantic	7	3	130 A	North Florida	14	8
20 A	Stetson	10	9	49 A	Troy	5	9	55 H	Fla. Atlantic	9	7	130 A	North Florida	3	6
								55 H	Fla. Atlantic	0	2	131 H	Arkansas St.	8	8
								57 H	Seton Hall	4	2	131 H	Arkansas St.	3	2
								57 H	Seton Hall	3	1	131 H	Arkansas St.	6	1
								57 H	Seton Hall	4	3	131 N	Arkansas St.	13	10
								59 H	Southeastern La.	2	10	154 N	Maine	1	4
								59 H	Southeastern La.	1	7	165 A	UALR	13	1
								59 H	Southeastern La.	8	3	165 A	UALR	17	7
								70 H	Rhode Island	13	5	165 A	UALR	8	4
								77 A	Tulane	6	1	165 N	UALR	6	7
								81 H	La.-Lafayette	3	7	184 A	La.-Monroe	1	4
								81 H	La.-Lafayette	8	2	184 A	La.-Monroe	6	3
								81 H	La.-Lafayette	11	5	184 A	La.-Monroe	12	0
								81 N	La.-Lafayette	11	8	200 A	Middle Tenn.	9	3
								88 H	Western Ky.	4	6	200 A	Middle Tenn.	11	2
								88 H	Western Ky.	2	3	200 A	Middle Tenn.	9	5
												232 H	Northeastern	4	0
												280 H	Mississippi Val.	11	1
												280 H	Mississippi Val.	9	3
												280 H	Mississippi Val.	11	5
												280 H	Mississippi Val.	15	3

Non-Div. I Games: St. Thomas (FL) 8 0

FIU

[illegible]

Average RPI Win:	219	WON-LOST RECORD	WINNING PCT. RANK	LAST 15 GAMES	STRENGTH OF SCHEDULE	OPP. STRENGTH OF SCHEDULE	TEAM RPI	ADJ RPI	CONF. RPI	ADJ CONF. RPI	
DIV. I ONLY		22-25-0	.46809 172	8-7-0	216	242	203	.46898 203	22	22	
DIV. I NON-CONF.		9-14-0	.3913 215	1-1-0	213	243	228	.45254 226	22	22	
<hr/>											
TOTALS	RPI 1-25	RPI 26-50		W-L RECORDS	RPI 51-100		RPI 101-150		RPI 150+		
22-25-0	0-0-0	0-1-0		OVERALL	0-2-0		4-8-0		18-14-0		
9-7-0	0-0-0	0-0-0		HOME	0-1-0		0-0-0		9-6-0		
13-18-0	0-0-0	0-1-0		AWAY	0-1-0		4-8-0		9-8-0		
0-0-0	0-0-0	0-0-0		NEUTRAL	0-0-0		0-0-0		0-0-0		
<hr/>											
9-14-0	0-0-0	0-1-0		NON-CONFERENCE	0-2-0		1-2-0		8-9-0		
0-4-0	0-0-0	0-0-0		HOME	0-1-0		0-0-0		0-3-0		
9-10-0	0-0-0	0-0-		AWAY	0-1-0		1-2-0		8-6-0		
0-0-0	0-0-0	0-0-0		NEUTRAL	0-0-0		0-0-0		0-0-0		
<hr/>											
13-11-0	0-0-0	0-0-0		CONFERENCE	0-0-0		3-6-0		10-5-0		
9-3-0	0-0-0	0-0-0		HOME	0-0-0		0-0-0		9-3-0		
4-8-0	0-0-0	0-0-0		AWAY	0-0-0		3-6-0		1-2-0		
0-0-0	0-0-0	0-0-0		NEUTRAL	0-0-0		0-0-0		0-0-0		
<hr/>											
RPI S	Opponent	Score	RPI S	Opponent	Score	RPI S	Opponent	Score	RPI S	Opponent	Score
			32 A	Connecticut	2 13	52 A	St. John's (NY)	1 2	105 A	Marist	2 5
						83 H	Stony Brook	0 9	105 A	Marist	3 2
									105 A	Marist	2 7
									109 A	Manhattan	2 6
									109 A	Manhattan	1 6
									109 A	Manhattan	1 3
									114 A	Rider	3 1
									114 A	Rider	6 5
									114 A	Rider	3 6
									127 A	Old Dominion	4 3
									127 A	Old Dominion	1 4
									127 A	Old Dominion	1 9
									152 H	Fordham	0 3
									168 A	William & Mary	5 6
									168 A	William & Mary	4 3
									168 A	William & Mary	6 5
									168 A	William & Mary	2 14
									176 A	Bryant	2 3
									187 A	Army	9 3
									191 H	Siena	2 1
									191 H	Siena	1 3
									191 H	Siena	1 2
			LAST 15 GAMES						191 H	Siena	1 2
			269 H	St. Peter's	8 2	253 H	Iona	1 3	197 A	Central Conn. St.	5 0
			269 H	St. Peter's	1 0	253 H	Iona	6 5	197 H	Central Conn. St.	0 3
			269 H	St. Peter's	12 9	259 A	Quinnipiac	15 1	197 H	Central Conn. St.	2 4
			221 A	Canisius	0 1				220 A	St. Joseph's	7 2
			221 A	Canisius	6 7				221 A	Canisius	6 7

Non-Div. I Games:

Fairfield

Fairfield

221	A	Canisius	4	3
253	H	Iona	11	4

Through Games Of 2011 Final

RPI	S	Opponent	Score	
221	A	Canisius	0	1
221	A	Canisius	4	3
236	A	Villanova	3	4
253	H	Iona	1	3
253	H	Iona	6	5
253	H	Iona	11	4
259	A	Quinnipiac	15	1
267	A	Temple	0	9
269	H	St. Peter's	8	2
269	H	St. Peter's	12	9
269	H	St. Peter's	1	0
283	H	Niagara	10	9
283	H	Niagara	12	1
283	H	Niagara	6	2
288	A	UMBC	20	9
288	A	UMBC	2	3
288	A	UMBC	9	2

Fairfield

F
a
i
r
f
i
e
l
d

F
a
i
r
f
i
e
l
d

Average RPI Win:	238	WON-LOST	WINNING		LAST 15		STRENGTH OF		OPP. STRENGTH		TEAM	ADJ		CONF.	ADJ CONF.			
Average RPI Loss:	189	RECORD	PCT. RANK		GAMES		SCHEDULE		OF SCHEDULE		RPI	RPI		RPI	RPI			
DIV. I ONLY		12-38-0	.24	287	5-10-0		259		276		288	.39251	286	24	24			
DIV. I NON-CONF.		3-15-0	.16667	281	0-2-0		281		294		298	.3577	298	28	27			
TOTALS		RPI 1-25		RPI 26-50		W-L RECORDS		RPI 51-100		RPI 101-150		RPI 150+						
12-38-0		0-0-0		0-0-0		OVERALL		0-7-0		1-4-0		11-27-0						
2-15-0		0-0-0		0-0-0		HOME		0-1-0		1-3-0		1-11-0						
8-16-0		0-0-0		0-0-0		AWAY		0-6-0		0-1-0		8-9-0						
2-7-0		0-0-0		0-0-0		NEUTRAL		0-0-0		0-0-0		2-7-0						
3-15-0		0-0-0		0-0-0		NON-CONFERENCE		0-3-0		0-1-0		3-11-0						
0-5-0		0-0-0		0-0-0		HOME		0-1-0		0-0-0		0-4-0						
2-6-0		0-0-0		0-0-		AWAY		0-2-0		0-1-0		2-3-0						
1-4-0		0-0-0		0-0-0		NEUTRAL		0-0-0		0-0-0		1-4-0						
9-23-0		0-0-0		0-0-0		CONFERENCE		0-4-0		1-3-0		8-16-0						
2-10-0		0-0-0		0-0-0		HOME		0-0-0		1-3-0		1-7-0						
6-10-0		0-0-0		0-0-0		AWAY		0-4-0		0-0-0		6-6-0						
1-3-0		0-0-0		0-0-0		NEUTRAL		0-0-0		0-0-0		1-3-0						
RPI	S	Opponent	Score	RPI	S	Opponent	Score	RPI	S	Opponent	Score	RPI	S	Opponent	Score			
								57	A	Seton Hall	0	13		109	A	Manhattan	1	9
								83	A	Stony Brook	7	16		117	H	Monmouth	2	7
								83	H	Stony Brook	12	17		117	H	Monmouth	10	11
								86	A	Sacred Heart	10	11		117	H	Monmouth	3	8
								86	A	Sacred Heart	5	8		117	H	Monmouth	4	3
								86	A	Sacred Heart	3	7		154	H	Maine	1	4
								86	A	Sacred Heart	5	9		154	H	Maine	1	5
														176	H	Bryant	2	8
														176	H	Bryant	5	16
														176	H	Bryant	2	9
														176	H	Bryant	0	7
														191	N	Siena	0	3
														191	N	Siena	4	12
														191	N	Siena	6	11
														197	A	Central Conn. St.	7	5
														197	A	Central Conn. St.	0	2
														197	A	Central Conn. St.	11	6
														197	A	Central Conn. St.	3	7
														199	H	Long Island	1	3
														199	H	Long Island	4	1
														199	H	Long Island	3	9
														199	H	Long Island	3	5
														245	A	Wagner	1	7
														245	A	Wagner	7	5
														245	A	Wagner	2	0
														245	A	Wagner	4	3
														259	N	Quinnipiac	6	11

Non-Div. I Games:

Fairleigh Dickinson

245	A	Wagner	1	7
245	A	Wagner	7	5

RPI	S	Opponent	Score	
259	N	Quinnipiac	6	5
259	N	Quinnipiac	0	7
259	N	Quinnipiac	2	3
269	H	St. Peter's	4	10
269	N	St. Peter's	9	0
271	A	Delaware St.	4	15
281	A	Mt. St. Mary's	2	6
281	A	Mt. St. Mary's	5	4
281	A	Mt. St. Mary's	2	11
281	A	Mt. St. Mary's	1	18
291	H	Hartford	0	7
293	A	NJIT	3	5
293	N	NJIT	0	3
299	A	Md.-East. Shore	22	20
299	A	Md.-East. Shore	3	2
299	A	Md.-East. Shore	8	9

F
a
i
r
l
e
i
g
h
D
i
c
k
i
n
s
o
n

F
a
i
r
l
e
i
g
h
D
i
c
k
i
n
s
o
n

Average RPI Win: 121		WON-LOST	WINNING	LAST 15	STRENGTH OF		OPP. STRENGTH	TEAM	ADJ		CONF.	ADJ CONF.					
Average RPI Loss: 77		RECORD	PCT. RANK	GAMES	SCHEDULE		OF SCHEDULE	RPI	RPI		RPI	RPI					
DIV. I ONLY		31-25-0	.55357	106	7-8-0		34	69	53	.54874	55	6	6				
DIV. I NON-CONF.		14-9-0	.6087	87	2-0-0		7	61	24	.57787	25	6	6				
<hr/>																	
TOTALS		RPI 1-25		RPI 26-50		W-L RECORDS		RPI 51-100		RPI 101-150		RPI 150+					
31-25-0		3-3-0		5-5-0		OVERALL		5-12-0		6-3-0		12-2-0					
24-9-0		2-0-0		4-2-0		HOME		2-5-0		4-1-0		12-1-0					
7-12-0		1-2-0		1-2-0		AWAY		3-6-0		2-2-0		0-0-0					
0-4-0		0-1-0		0-1-0		NEUTRAL		0-1-0		0-0-0		0-1-0					
<hr/>																	
14-9-0		3-3-0		0-0-0		NON-CONFERENCE		2-5-0		5-1-0		4-0-0					
12-6-0		2-0-0		0-0-0		HOME		2-5-0		4-1-0		4-0-0					
2-2-0		1-2-0		0-0-		AWAY		0-0-0		1-0-0		0-0-0					
0-1-0		0-1-0		0-0-0		NEUTRAL		0-0-0		0-0-0		0-0-0					
<hr/>																	
17-16-0		0-0-0		5-5-0		CONFERENCE		3-7-0		1-2-0		8-2-0					
12-3-0		0-0-0		4-2-0		HOME		0-0-0		0-0-0		8-1-0					
5-10-0		0-0-0		1-2-0		AWAY		3-6-0		1-2-0		0-0-0					
0-3-0		0-0-0		0-1-0		NEUTRAL		0-1-0		0-0-0		0-1-0					
<hr/>																	
RPI	S	Opponent		Score		RPI	S	Opponent		Score		RPI	S	Opponent		Score	
2	N	Florida		2	13	38	A	FIU		2	0	57	H	Seton Hall		4	11
17	A	Miami (FL)		3	7	38	A	FIU		7	9	57	H	Seton Hall		4	8
17	A	Miami (FL)		7	4	38	A	FIU		3	7	57	H	Seton Hall		4	1
17	H	Miami (FL)		7	4	38	H	FIU		13	3	79	H	Virginia Tech		2	14
22	A	UCF		0	12	38	H	FIU		7	9	81	A	La.-Lafayette		2	6
22	H	UCF		3	2	38	H	FIU		4	2	81	A	La.-Lafayette		1	2
						49	H	Troy		7	1	81	A	La.-Lafayette		2	5
						49	H	Troy		7	9	83	H	Stony Brook		12	4
						49	H	Troy		15	9	83	H	Stony Brook		0	5
						49	N	Troy		6	9	83	H	Stony Brook		1	5
												88	A	Western Ky.		4	2
												88	A	Western Ky.		2	6
												88	A	Western Ky.		4	5
												88	N	Western Ky.		10	11
												99	A	South Ala.		3	5
												99	A	South Ala.		7	3
												99	A	South Ala.		12	10

Non-Div. I Games: Lynn 13 7

Fla. Atlantic

38	A	FIU	7	9
17	A	Miami (FL)	7	4

F
l
a
.
A
t
l
a
n
t
i
c

F
l
a
.
A
t
l
a
n
t
i
c

Average RPI Win:	144	WON-LOST RECORD	WINNING PCT. RANK	LAST 15 GAMES	STRENGTH OF SCHEDULE	OPP. STRENGTH OF SCHEDULE	TEAM RPI	ADJ RPI	CONF. RPI	ADJ CONF. RPI		
Average RPI Loss:	83											
DIV. I ONLY		27-28-0	.49091	153	7-8-0	80	62	110	.51722	111	8	9
DIV. I NON-CONF.		11-14-0	.44	183	1-2-0	94	40	134	.50503	133	9	9
<hr/>												
TOTALS	RPI 1-25	RPI 26-50		W-L RECORDS		RPI 51-100		RPI 101-150		RPI 150+		
27-28-0	0-8-0	2-5-0		OVERALL		8-5-0		7-5-0		10-5-0		
17-15-0	0-3-0	1-2-0		HOME		1-1-0		5-4-0		10-5-0		
10-12-0	0-4-0	1-3-0		AWAY		7-4-0		2-1-0		0-0-0		
0-1-0	0-1-0	0-0-0		NEUTRAL		0-0-0		0-0-0		0-0-0		
11-14-0	0-5-0	0-1-0		NON-CONFERENCE		3-1-0		5-4-0		3-3-0		
9-8-0	0-0-0	0-0-0		HOME		1-1-0		5-4-0		3-3-0		
2-5-0	0-4-0	0-0-		AWAY		2-0-0		0-0-0		0-0-0		
0-1-0	0-1-0	0-0-0		NEUTRAL		0-0-0		0-0-0		0-0-0		
16-14-0	0-3-0	2-4-0		CONFERENCE		5-4-0		2-1-0		7-2-0		
8-7-0	0-3-0	1-2-0		HOME		0-0-0		0-0-0		7-2-0		
8-7-0	0-0-0	1-2-0		AWAY		5-4-0		2-1-0		0-0-0		
0-0-0	0-0-0	0-0-0		NEUTRAL		0-0-0		0-0-0		0-0-0		
<hr/>												
RPI S	Opponent	Score	RPI S	Opponent	Score	RPI S	Opponent	Score	RPI S	Opponent	Score	
6 A	Florida St.	2 13	38 A	FIU	6 19	55 A	Fla. Atlantic	9 5	118 H	Illinois	5 1	
6 A	Florida St.	4 6	39 A	East Tenn. St.	18 9	55 H	Fla. Atlantic	3 6	118 H	Illinois	2 7	
17 A	Miami (FL)	2 13	39 A	East Tenn. St.	4 16	56 A	Mercer	6 15	118 H	Illinois	3 6	
17 A	Miami (FL)	2 5	39 A	East Tenn. St.	5 11	56 A	Mercer	3 9	126 H	Bethune-Cookman	12 1	
17 N	Miami (FL)	1 8	46 H	Jacksonville	0 6	56 A	Mercer	6 3	126 H	Bethune-Cookman	5 2	
20 H	Stetson	2 13	46 H	Jacksonville	8 2	58 A	Belmont	5 4	130 A	North Florida	8 4	
20 H	Stetson	5 8	46 H	Jacksonville	7 10	58 A	Belmont	3 4	130 A	North Florida	5 4	
20 H	Stetson	4 6				58 A	Belmont	10 7	130 A	North Florida	3 10	
						95 A	Kennesaw St.	7 6	132 H	Central Mich.	6 8	
						95 A	Kennesaw St.	0 4	132 H	Central Mich.	4 3	
						95 A	Kennesaw St.	20 8	132 H	Central Mich.	10 7	
						96 A	South Fla.	3 2	132 H	Central Mich.	5 10	
						96 H	South Fla.	9 5	201 H	Columbia	3 5	
									201 H	Columbia	1 3	
									214 H	Lipscomb	5 4	
									214 H	Lipscomb	4 2	
									214 H	Lipscomb	9 5	
									215 H	S.C. Upstate	12 2	
									215 H	S.C. Upstate	8 12	
									215 H	S.C. Upstate	5 12	
									224 H	Le Moyne	6 10	
									224 H	Le Moyne	19 2	
									224 H	Le Moyne	10 1	
									225 H	Michigan	6 4	
									255 H	Campbell	10 2	
									255 H	Campbell	6 0	
									255 H	Campbell	10 5	
<hr/>												
LAST 15 GAMES												
			214 H	Lipscomb	4 2	20 H	Stetson	2 13				
			214 H	Lipscomb	5 4	20 H	Stetson	5 8				
			214 H	Lipscomb	9 5	20 H	Stetson	4 6				
			58 A	Belmont	3 4							
			58 A	Belmont	10 7							

Non-Div. I Games:




Fla. Gulf Coast

58	A	Belmont	5	4
55	H	Fla. Atlantic	3	6

F
l
a
.
G
u
l
f
C
o
a
s
t

F
l
a
.
G
u
l
f
C
o
a
s
t

Florida

 Tie,  Loss,  Non-Conf,S Site, H Home, A Away, N Neutral Page 152

RPI	S	Opponent	Score	
17	H	Miami (FL)	11	4
17	H	Miami (FL)	5	4
18	A	Mississippi St.	3	1
18	A	Mississippi St.	5	7
18	A	Mississippi St.	18	0
18	H	Mississippi St.	11	1
18	H	Mississippi St.	3	4
18	H	Mississippi St.	8	6
18	N	Mississippi St.	7	5
22	A	UCF	6	8
22	H	UCF	3	4

Non-Div. I Games:

Average RPI Win:	291	WON-LOST	WINNING	LAST 15	STRENGTH OF	OPP. STRENGTH	TEAM	ADJ	CONF.	ADJ CONF.	
Average RPI Loss:	200	RECORD	PCT. RANK	GAMES	SCHEDULE	OF SCHEDULE	RPI	RPI	RPI	RPI	
DIV. I ONLY	17-40-0	.29825	277	3-12-0	295	299	294	.35376	294	32	32
DIV. I NON-CONF.	11-26-0	.2973	255	0-4-0	291	300	294	.36394	296	32	32
<hr/>											
TOTALS	RPI 1-25	RPI 26-50		W-L RECORDS		RPI 51-100		RPI 101-150		RPI 150+	
17-40-0	0-0-0	0-5-0		OVERALL		0-7-0		0-5-0		17-23-0	
8-15-0	0-0-0	0-2-0		HOME		0-2-0		0-0-0		8-11-0	
8-23-0	0-0-0	0-3-0		AWAY		0-5-0		0-5-0		8-10-0	
1-2-0	0-0-0	0-0-0		NEUTRAL		0-0-0		0-0-0		1-2-0	
11-26-0	0-0-0	0-5-0		NON-CONFERENCE		0-7-0		0-1-0		11-13-0	
4-10-0	0-0-0	0-2-0		HOME		0-2-0		0-0-0		4-6-0	
6-15-0	0-0-0	0-0-		AWAY		0-5-0		0-1-0		6-6-0	
1-1-0	0-0-0	0-0-0		NEUTRAL		0-0-0		0-0-0		1-1-0	
6-14-0	0-0-0	0-0-0		CONFERENCE		0-0-0		0-4-0		6-10-0	
4-5-0	0-0-0	0-0-0		HOME		0-0-0		0-0-0		4-5-0	
2-8-0	0-0-0	0-0-0		AWAY		0-0-0		0-4-0		2-4-0	
0-1-0	0-0-0	0-0-0		NEUTRAL		0-0-0		0-0-0		0-1-0	
RPI	S	Opponent	Score	RPI	S	Opponent	Score	RPI	S	Opponent	Score
				46	A	Jacksonville	1 8	56	A	Mercer	1 24
				46	A	Jacksonville	11 14	56	A	Mercer	4 9
				46	H	Jacksonville	5 15	56	H	Mercer	1 5
				49	A	Troy	4 15	56	H	Mercer	6 19
				49	H	Troy	2 12	96	A	South Fla.	0 6
								96	A	South Fla.	4 13
								96	A	South Fla.	0 5

Non-Div. I Games:

Florida A&M

266 H Norfolk St.	3	10
266 H Norfolk St.	8	9

RPI	S	Opponent	Score	
295	A	Alabama St.	11	12
295	H	Alabama St.	10	12
297	A	Coppin St.	11	9
297	A	Coppin St.	7	5
297	A	Coppin St.	6	8
298	A	Alabama A&M	7	2
298	A	Alabama A&M	5	2
298	A	Alabama A&M	2	5
299	A	Md.-East. Shore	5	10
299	A	Md.-East. Shore	2	9
299	A	Md.-East. Shore	7	10
299	N	Md.-East. Shore	6	11
300	A	N.C. Central	8	6
300	A	N.C. Central	7	4
300	A	N.C. Central	12	9
300	H	N.C. Central	6	4
300	H	N.C. Central	5	22
300	H	N.C. Central	5	2

Average RPI Win: 72		WON-LOST	WINNING	LAST 15	STRENGTH OF		OPP. STRENGTH	TEAM	ADJ	CONF.	ADJ CONF.
Average RPI Loss: 24		RECORD	PCT. RANK	GAMES	SCHEDULE		OF SCHEDULE	RPI	RPI	RPI	RPI
DIV. I ONLY		45-19-0	.70313	15	8-7-0		5	1	6	.62121	6
DIV. I NON-CONF.		24-6-0	.8	8	4-2-0		4	1	2	.64621	2
TOTALS		RPI 1-25	RPI 26-50		W-L RECORDS		RPI 51-100		RPI 101-150		RPI 150+
45-19-0		16-14-0	6-2-0		OVERALL		7-2-0		11-1-0		5-0-0
28-9-0		6-8-0	3-0-0		HOME		5-1-0		9-0-0		5-0-0
13-8-0		6-5-0	3-1-0		AWAY		2-1-0		2-1-0		0-0-0
4-2-0		4-1-0	0-1-0		NEUTRAL		0-0-0		0-0-0		0-0-0
24-6-0		9-6-0	4-0-0		NON-CONFERENCE		3-0-0		3-0-0		5-0-0
18-4-0		4-4-0	3-0-0		HOME		3-0-0		3-0-0		5-0-0
4-2-0		3-2-0	1-0-		AWAY		0-0-0		0-0-0		0-0-0
2-0-0		2-0-0	0-0-0		NEUTRAL		0-0-0		0-0-0		0-0-0
21-13-0		7-8-0	2-2-0		CONFERENCE		4-2-0		8-1-0		0-0-0
10-5-0		2-4-0	0-0-0		HOME		2-1-0		6-0-0		0-0-0
9-6-0		3-3-0	2-1-0		AWAY		2-1-0		2-1-0		0-0-0
2-2-0		2-1-0	0-1-0		NEUTRAL		0-0-0		0-0-0		0-0-0
RPI S	Opponent	Score	RPI S	Opponent	Score	RPI S	Opponent	Score	RPI S	Opponent	Score
1 H	North Carolina	5 8	33 H	Alabama	9 5	66 H	Wake Forest	0 8	111 H	Fla. Gulf Coast	6 4
1 H	North Carolina	5 3	33 H	Alabama	11 1	66 H	Wake Forest	11 2	111 H	Fla. Gulf Coast	13 2
1 H	North Carolina	6 7	36 A	North Carolina St.	9 4	66 H	Wake Forest	12 4	113 A	Maryland	12 3
2 A	Florida	4 5	36 A	North Carolina St.	7 5	79 A	Virginia Tech	1 2	113 A	Maryland	0 5
2 H	Florida	3 1	36 A	North Carolina St.	4 12	79 A	Virginia Tech	18 12	113 A	Maryland	6 0
2 N	Florida	5 3	36 N	North Carolina St.	0 7	79 A	Virginia Tech	15 11	122 H	Duke	13 9
2 N	Florida	5 2	46 A	Jacksonville	8 5	91 H	VMI	15 0	122 H	Duke	10 3
3 A	Virginia	12 11	46 H	Jacksonville	5 3	91 H	VMI	9 2	122 H	Duke	2 1
3 A	Virginia	4 5				91 H	VMI	12 0	126 H	Bethune-Cookman	6 5
3 A	Virginia	3 4							139 H	Boston College	15 6
3 N	Virginia	2 7							139 H	Boston College	4 3
8 H	Clemson	5 8							139 H	Boston College	3 1
8 H	Clemson	8 6							154 H	Maine	9 3
8 H	Clemson	4 7							154 H	Maine	10 2
8 N	Clemson	6 3							205 H	Hofstra	16 3
9 H	Texas A&M	2 6							205 H	Hofstra	7 0
9 H	Texas A&M	2 11							205 H	Hofstra	14 3
9 H	Texas A&M	23 9									
10 N	Georgia Tech	4 2									
16 A	Georgia	7 5									
16 A	Georgia	1 2									
16 A	Georgia	6 5									
17 A	Miami (FL)	1 5									
17 A	Miami (FL)	2 0									
17 A	Miami (FL)	6 5									
20 A	Stetson	13 1									
20 H	Stetson	4 6									
LAST 15 GAMES											
9 H	Texas A&M	2 11	10 N	Georgia Tech	4 2						
9 H	Texas A&M	23 9	8 N	Clemson	6 3						
9 H	Texas A&M	2 6	36 N	North Carolina St.	0 7						
33 H	Alabama	11 1									
33 H	Alabama	9 5									

Florida St.

RPI	S	Opponent	Score	
22	H	UCF	6	1
22	H	UCF	10	14
22	H	UCF	8	0

126	H	Bethune-Cookman	6	5
3	N	Virginia	2	7

Non-Div. I Games: Valdosta St. 10 2

[illegible]

Non-Div. I Games:

Fordham

235	A	Massachusetts	12	6
235	A	Massachusetts	4	5

RPI	S	Opponent	Score	
226	H	St. Bonaventure	2	6
226	H	St. Bonaventure	5	6
226	H	St. Bonaventure	9	1
235	A	Massachusetts	12	6
235	A	Massachusetts	2	2
235	A	Massachusetts	4	5
235	H	Massachusetts	6	5
237	H	Albany (NY)	4	6
237	H	Albany (NY)	3	4
253	H	Iona	9	5
253	N	Iona	10	9
253	N	Iona	7	2
253	N	Iona	3	1
255	A	Campbell	2	5
261	H	George Washington	8	7
261	H	George Washington	4	1
261	H	George Washington	5	4
278	A	NYIT	12	7
278	H	NYIT	7	3
293	N	NJIT	7	6

Average RPI Win: 131		WON-LOST	WINNING	LAST 15	STRENGTH OF		OPP. STRENGTH	TEAM	ADJ	CONF.	ADJ CONF.
Average RPI Loss: 92		RECORD	PCT. RANK	GAMES	SCHEDULE		OF SCHEDULE	RPI	RPI	RPI	RPI
DIV. I ONLY		40-16-0	.71429	11	9-6-0		77	70	22	.57427	23
DIV. I NON-CONF.		20-9-0	.68966	46	0-5-0		99	16	33	.56981	34
TOTALS		RPI 1-25	RPI 26-50		W-L RECORDS		RPI 51-100		RPI 101-150		RPI 150+
40-16-0		2-0-0	0-2-0		OVERALL		13-7-0		6-6-0		19-1-0
26-5-0		2-0-0	0-0-0		HOME		9-4-0		1-1-0		14-0-0
11-10-0		0-0-0	0-1-0		AWAY		2-3-0		4-5-0		5-1-0
3-1-0		0-0-0	0-1-0		NEUTRAL		2-0-0		1-0-0		0-0-0
20-9-0		2-0-0	0-2-0		NON-CONFERENCE		9-5-0		1-2-0		8-0-0
16-3-0		2-0-0	0-0-0		HOME		7-2-0		1-1-0		6-0-0
4-5-0		0-0-0	0-0-		AWAY		2-3-0		0-1-0		2-0-0
0-1-0		0-0-0	0-1-0		NEUTRAL		0-0-0		0-0-0		0-0-0
20-7-0		0-0-0	0-0-0		CONFERENCE		4-2-0		5-4-0		11-1-0
10-2-0		0-0-0	0-0-0		HOME		2-2-0		0-0-0		8-0-0
7-5-0		0-0-0	0-0-0		AWAY		0-0-0		4-4-0		3-1-0
3-0-0		0-0-0	0-0-0		NEUTRAL		2-0-0		1-0-0		0-0-0
RPI S	Opponent	Score		RPI S	Opponent	Score		RPI S	Opponent	Score	
25 H	Oregon St.	5	4	27 N	UC Irvine	6	12	53 A	Cal St. Bakersfield	4	7
25 H	Oregon St.	2	1	34 A	UCLA	1	3	53 A	Cal St. Bakersfield	2	5
								53 H	Cal St. Bakersfield	9	2
								53 H	Cal St. Bakersfield	0	6
								61 H	Washington St.	7	5
								61 H	Washington St.	7	2
								61 H	Washington St.	16	1
								68 H	Hawaii	2	6
								68 H	Hawaii	4	2
								68 H	Hawaii	5	6
								68 H	Hawaii	12	2
								68 N	Hawaii	11	5
								68 N	Hawaii	15	4
								69 A	Nebraska	4	5
								69 A	Nebraska	1	0
								69 A	Nebraska	8	5
								75 H	Gonzaga	10	4
								90 H	San Francisco	5	3
								90 H	San Francisco	4	3
								90 H	San Francisco	3	4
LAST 15 GAMES				53 H	Cal St. Bakersfield	0	6	171 H	Pepperdine	8	1
34 A	UCLA	1	3	174 H	Nevada	7	1	171 H	Pepperdine	7	3
27 N	UC Irvine	6	12	158 H	New Mexico St.	6	3	171 H	Pepperdine	7	5
68 N	Hawaii	15	4					173 H	San Diego	3	2
68 N	Hawaii	11	5					173 H	San Diego	7	4
133 N	Louisiana Tech	13	1					173 H	San Diego	6	0
								174 H	Nevada	4	2
								174 H	Nevada	8	3
								174 H	Nevada	8	1
								174 H	Nevada	7	1
								211 A	UC Davis	3	1

Non-Div. I Games:

Fresno St.

Fresno St.

53	A	Cal St. Bakersfield	4	7
53	A	Cal St. Bakersfield	2	5

Through Games Of 2011 Final

RPI	S	Opponent	Score	
211	A	UC Davis	12	4
234	A	Sacramento St.	7	3
234	A	Sacramento St.	2	0
234	A	Sacramento St.	1	2
234	A	Sacramento St.	12	4

Fresno St.

F
r
e
s
n
o
s
t
.

F
r
e
s
n
o
s
t
.

47	A	Elon	3	0
193	H	Western Caro.	14	7

RPI	S	Opponent	Score	
227	H	Ohio	7	0

Furman

F
u
r
m
a
n

F
u
r
m
a
n

Average RPI Win: 147		WON-LOST	WINNING	LAST 15	STRENGTH OF		OPP. STRENGTH	TEAM	ADJ		CONF.	ADJ CONF.
Average RPI Loss: 95		RECORD	PCT. RANK	GAMES	SCHEDULE		OF SCHEDULE	RPI	RPI		RPI	RPI
DIV. I ONLY		36-26-0	.58065	87	95		115	78	.53342		15	15
DIV. I NON-CONF.		14-13-0	.51852	147	124		73	118	.51426		15	15
TOTALS		RPI 1-25	RPI 26-50		W-L RECORDS		RPI 51-100		RPI 101-150		RPI 150+	
36-26-0		2-4-0	3-3-0		OVERALL		9-10-0		6-4-0		16-5-0	
22-9-0		1-1-0	3-1-0		HOME		2-3-0		4-1-0		12-3-0	
9-14-0		1-3-0	0-1-0		AWAY		4-6-0		2-3-0		2-1-0	
5-3-0		0-0-0	0-1-0		NEUTRAL		3-1-0		0-0-0		2-1-0	
14-13-0		2-4-0	1-2-0		NON-CONFERENCE		3-3-0		2-2-0		6-2-0	
10-6-0		1-1-0	1-0-0		HOME		2-3-0		1-1-0		5-1-0	
3-5-0		1-3-0	0-0-		AWAY		1-0-0		1-1-0		0-0-0	
1-2-0		0-0-0	0-1-0		NEUTRAL		0-0-0		0-0-0		1-1-0	
22-13-0		0-0-0	2-1-0		CONFERENCE		6-7-0		4-2-0		10-3-0	
12-3-0		0-0-0	2-1-0		HOME		0-0-0		3-0-0		7-2-0	
6-9-0		0-0-0	0-0-0		AWAY		3-6-0		1-2-0		2-1-0	
4-1-0		0-0-0	0-0-0		NEUTRAL		3-1-0		0-0-0		1-0-0	
RPI S	Opponent	Score	RPI S	Opponent	Score	RPI S	Opponent	Score	RPI S	Opponent	Score	
2 A	Florida	7 0	36 N	North Carolina St.	2 5	52 H	St. John's (NY)	4 3	130 A	North Florida	3 11	
5 A	South Carolina	1 2	46 A	Jacksonville	2 4	52 H	St. John's (NY)	3 14	130 H	North Florida	3 7	
10 A	Georgia Tech	3 4	46 H	Jacksonville	20 7	52 H	St. John's (NY)	3 7	134 A	Appalachian St.	12 4	
10 A	Georgia Tech	3 12	47 H	Elon	0 9	56 H	Mercer	1 14	134 A	Appalachian St.	6 8	
10 H	Georgia Tech	4 7	47 H	Elon	6 0	62 A	Col. of Charleston	7 1	134 A	Appalachian St.	1 11	
10 H	Georgia Tech	6 5	47 H	Elon	6 3	62 A	Col. of Charleston	2 3	136 A	Charleston So.	14 9	
						62 A	Col. of Charleston	11 7	136 H	Charleston So.	13 12	
						62 N	Col. of Charleston	4 2	144 H	Furman	7 1	
						62 N	Col. of Charleston	7 6	144 H	Furman	11 1	
						62 N	Col. of Charleston	1 9	144 H	Furman	14 7	
						67 A	Samford	4 5	193 A	Western Caro.	4 12	
						67 A	Samford	9 2	193 A	Western Caro.	8 7	
						67 A	Samford	2 9	193 A	Western Caro.	16 13	
						67 N	Samford	1 0	193 N	Western Caro.	12 1	
						94 A	UNC Greensboro	3 8	194 N	Marshall	3 5	
						94 A	UNC Greensboro	6 7	194 N	Marshall	9 3	
						94 A	UNC Greensboro	2 3	196 H	Citadel	11 9	
						95 A	Kennesaw St.	11 7	196 H	Citadel	4 3	
						95 H	Kennesaw St.	8 2	196 H	Citadel	15 2	
									216 H	Wofford	2 7	
									216 H	Wofford	12 4	
									216 H	Wofford	3 11	
									222 H	Davidson	7 4	
									222 H	Davidson	5 2	
									222 H	Davidson	5 2	
									261 H	George Washington	6 8	
									261 H	George Washington	18 0	
			LAST 15 GAMES									
			36 N	North Carolina St.	2 5	134 A	Appalachian St.	12 4				
			5 A	South Carolina	1 2	134 A	Appalachian St.	6 8				
			67 N	Samford	1 0	134 A	Appalachian St.	1 11				
			62 N	Col. of Charleston	7 6							
			62 N	Col. of Charleston	1 9							

Non-Div. I Games:

Ga. Southern

193	N	Western Caro.	12	1
62	N	Col. of Charleston	4	2

RPI	S	Opponent	Score	
261	H	George Washington	5	0
300	H	N.C. Central	12	2
300	H	N.C. Central	15	0
300	H	N.C. Central	20	4

Average RPI Win: 166		WON-LOST RECORD		WINNING PCT. RANK		LAST 15 GAMES		STRENGTH OF SCHEDULE		OPP. STRENGTH OF SCHEDULE		TEAM RPI		ADJ RPI		CONF. RPI		ADJ CONF. RPI															
DIV. I ONLY		34-23-1		.59483 71		6-9-0		138		131		87		.52793 92		14		14															
DIV. I NON-CONF.		15-8-1		.64583 60		0-3-0		158		145		73		.53663 81		13		13															
TOTALS		RPI 1-25		RPI 26-50		W-L RECORDS		RPI 51-100		RPI 101-150		RPI 150+																					
34-23-1		0-4-0		0-4-0		OVERALL		6-4-0		9-6-0		19-5-1																					
17-10-0		0-1-0		0-0-0		HOME		3-2-0		2-3-0		12-4-0																					
12-10-1		0-3-0		0-3-0		AWAY		2-1-0		5-3-0		5-0-1																					
5-3-0		0-0-0		0-1-0		NEUTRAL		1-1-0		2-0-0		2-1-0																					
15-8-1		0-4-0		0-0-0		NON-CONFERENCE		2-0-0		2-2-0		11-2-1																					
9-3-0		0-1-0		0-0-0		HOME		2-0-0		1-1-0		6-1-0																					
5-4-1		0-3-0		0-0-		AWAY		0-0-0		1-1-0		4-0-1																					
1-1-0		0-0-0		0-0-0		NEUTRAL		0-0-0		0-0-0		1-1-0																					
19-15-0		0-0-0		0-4-0		CONFERENCE		4-4-0		7-4-0		8-3-0																					
8-7-0		0-0-0		0-0-0		HOME		1-2-0		1-2-0		6-3-0																					
7-6-0		0-0-0		0-3-0		AWAY		2-1-0		4-2-0		1-0-0																					
4-2-0		0-0-0		0-1-0		NEUTRAL		1-1-0		2-0-0		1-0-0																					
RPI	S	Opponent		Score		RPI	S	Opponent		Score		RPI	S	Opponent		Score																	
1	A	North Carolina		1	8	44	A	Coastal Caro.		4	7	52	H	St. John's (NY)		3	2	104	A	Radford	11	10											
8	A	Clemson		1	13	44	A	Coastal Caro.		3	8	52	H	St. John's (NY)		18	11	104	A	Radford	5	4											
8	A	Clemson		0	12	44	A	Coastal Caro.		7	14	84	H	Liberty		2	3	104	A	Radford	12	2											
8	H	Clemson		1	5	44	N	Coastal Caro.		1	6	84	H	Liberty		5	4	104	N	Radford	11	5											
												84	H	Liberty		4	6	134	A	Appalachian St.		3	12										
												84	N	Liberty		5	13	134	H	Appalachian St.		0	7										
												84	N	Liberty		5	1	136	A	Winthrop		2	9										
												91	A	VMI		10	7	136	A	Winthrop		1	4										
												91	A	VMI		8	11	136	A	Winthrop		6	1										
												91	A	VMI		14	10	136	H	Charleston So.		3	6										
																		136	H	Charleston So.		2	5										
																		136	H	Charleston So.		11	0										
																		136	N	Charleston So.		5	0										
																		144	A	Furman		3	2										
																		144	H	Furman		4	3										
																		163	H	High Point		3	6										
																		163	H	High Point		11	4										
																		163	H	High Point		6	7										
																		163	N	High Point		14	4										
																		178	H	Holy Cross		14	7										
																		178	H	Holy Cross		13	9										
																		182	N	Towson		11	2										
																		182	N	Towson		5	7										
																		193	A	Western Caro.		8	8										
																		195	H	Dayton		3	5										
																		196	A	Citadel		13	12										
																		196	A	Citadel		6	5										
						LAST 15 GAMES																											
						44 N Coastal Caro.						1	6	136 A Winthrop						1	4	182 N Towson						5	7				
						84 N Liberty						5	1	136 A Winthrop						2	9	193 A Western Caro.						8	8				
						136 N Charleston So.						5	0	84 H Liberty						2	3	195 H Dayton						3	5				
						104 N Radford						11	5													196 A Citadel						13	12
						84 N Liberty						5	13													196 A Citadel						6	5

Non-Div. I Games:

Gardner-Webb

163 N High Point	14	4
136 A Winthrop	6	1

RPI	S	Opponent	Score	
198	A	Presbyterian	13	4
198	H	Presbyterian	6	5
198	H	Presbyterian	8	7
198	H	Presbyterian	9	5
215	A	S.C. Upstate	8	5
215	H	S.C. Upstate	13	7
246	H	UNC Asheville	12	7
246	H	UNC Asheville	17	7
246	H	UNC Asheville	2	3
274	H	Butler	6	5
274	H	Butler	11	4
284	A	N.C. A&T	7	3
284	H	N.C. A&T	9	2

Gardner-Webb

Gardner-Webb

Gardner-Webb

Average RPI Win: 206		WON-LOST	WINNING	LAST 15	STRENGTH OF		OPP. STRENGTH	TEAM	ADJ	CONF.	ADJ CONF.
Average RPI Loss: 156		RECORD	PCT. RANK	GAMES	SCHEDULE		OF SCHEDULE	RPI	RPI	RPI	RPI
DIV. I ONLY		21-32-1	.39815	223	6-9-0		249	188	241	.44631	244
DIV. I NON-CONF.		14-9-1	.60417	88	2-1-0		276	262	178	.4792	179
TOTALS		RPI 1-25	RPI 26-50		W-L RECORDS		RPI 51-100		RPI 101-150		RPI 150+
21-32-1	0-0-0	1-3-0		OVERALL		1-2-0		2-8-0		17-19-1	
16-13-1	0-0-0	1-2-0		HOME		1-2-0		0-2-0		14-7-1	
5-18-0	0-0-0	0-1-0		AWAY		0-0-0		2-5-0		3-12-0	
0-1-0	0-0-0	0-0-0		NEUTRAL		0-0-0		0-1-0		0-0-0	
14-9-1	0-0-0	0-1-0		NON-CONFERENCE		0-0-0		0-4-0		14-4-1	
11-3-1	0-0-0	0-0-0		HOME		0-0-0		0-2-0		11-1-1	
3-5-0	0-0-0	0-0-		AWAY		0-0-0		0-1-0		3-3-0	
0-1-0	0-0-0	0-0-0		NEUTRAL		0-0-0		0-1-0		0-0-0	
7-23-0	0-0-0	1-2-0		CONFERENCE		1-2-0		2-4-0		3-15-0	
5-10-0	0-0-0	1-2-0		HOME		1-2-0		0-0-0		3-6-0	
2-13-0	0-0-0	0-0-0		AWAY		0-0-0		2-4-0		0-9-0	
0-0-0	0-0-0	0-0-0		NEUTRAL		0-0-0		0-0-0		0-0-0	
RPI S	Opponent	Score	RPI S	Opponent	Score	RPI S	Opponent	Score	RPI S	Opponent	Score
			36 A	North Carolina St.	1 9	100 H	UNC Wilmington	9 7	113 A	Maryland	2 3
			48 H	James Madison	9 11	100 H	UNC Wilmington	6 7	113 H	Maryland	1 6
			48 H	James Madison	8 10	100 H	UNC Wilmington	4 13	114 H	Rider	6 9
			48 H	James Madison	9 5				119 A	Georgia St.	1 2
									119 A	Georgia St.	1 3
									119 A	Georgia St.	5 3
									127 A	Old Dominion	10 8
									127 A	Old Dominion	0 14
									127 A	Old Dominion	3 10
									142 N	Xavier	3 11
									161 A	Delaware	7 10
									161 A	Delaware	7 10
									161 A	Delaware	4 5
									168 A	William & Mary	1 2
									168 A	William & Mary	2 3
									168 A	William & Mary	5 8
									172 A	Richmond	2 5
									172 H	Richmond	8 8
									182 H	Towson	5 12
									182 H	Towson	10 9
									182 H	Towson	4 12
									188 H	Navy	13 6
									192 H	VCU	5 4
									192 H	VCU	10 15
									192 H	VCU	2 3
									199 H	Long Island	22 6
									199 H	Long Island	5 1
LAST 15 GAMES			119 A	Georgia St.	1 2	182 H	Towson	5 12	192 H	VCU	5 4
			119 A	Georgia St.	5 3	182 H	Towson	10 9	192 H	VCU	10 15
			119 A	Georgia St.	1 3	182 H	Towson	4 12	192 H	VCU	2 3
			232 H	Northeastern	5 12				199 H	Long Island	22 6
			232 H	Northeastern	12 6				199 H	Long Island	5 1

Non-Div. I Games:

George Mason

232	H	Northeastern	4	5
297	H	Coppin St.	23	3

RPI	S	Opponent	Score	
199	H	Long Island	15	8
199	H	Long Island	2	1
205	A	Hofstra	2	5
205	A	Hofstra	5	13
205	A	Hofstra	5	9
208	A	Georgetown	6	10
208	H	Georgetown	11	3
215	A	S.C. Upstate	4	16
216	A	Wofford	9	4
232	H	Northeastern	5	12
232	H	Northeastern	12	6
232	H	Northeastern	4	5
242	A	Longwood	12	5
261	A	George Washington	8	5
261	H	George Washington	15	8
281	H	Mt. St. Mary's	9	5
283	H	Niagara	11	6
283	H	Niagara	10	5
283	H	Niagara	8	9
297	H	Coppin St.	23	3

Average RPI Win:	212	WON-LOST	WINNING	LAST 15	STRENGTH OF	OPP. STRENGTH	TEAM	ADJ	CONF.	ADJ CONF.	
Average RPI Loss:	172	RECORD	PCT. RANK	GAMES	SCHEDULE	OF SCHEDULE	RPI	RPI	RPI	RPI	
DIV. I ONLY	19-36-0	.34545	253	9-6-0	235	224	260	.42947	261	19	19
DIV. I NON-CONF.	10-21-0	.32258	244	3-0-0	249	230	268	.41849	269	20	21
<hr/>											
TOTALS	RPI 1-25	RPI 26-50		W-L RECORDS		RPI 51-100		RPI 101-150		RPI 150+	
19-36-0	0-1-0	0-0-0		OVERALL		1-5-0		1-6-0		17-24-0	
10-17-0	0-0-0	0-0-0		HOME		0-0-0		0-3-0		10-14-0	
7-19-0	0-1-0	0-0-0		AWAY		1-5-0		1-3-0		5-10-0	
2-0-0	0-0-0	0-0-0		NEUTRAL		0-0-0		0-0-0		2-0-0	
10-21-0	0-1-0	0-0-0		NON-CONFERENCE		1-5-0		0-4-0		9-11-0	
4-11-0	0-0-0	0-0-0		HOME		0-0-0		0-3-0		4-8-0	
4-10-0	0-1-0	0-0-		AWAY		1-5-0		0-1-0		3-3-0	
2-0-0	0-0-0	0-0-0		NEUTRAL		0-0-0		0-0-0		2-0-0	
9-15-0	0-0-0	0-0-0		CONFERENCE		0-0-0		1-2-0		8-13-0	
6-6-0	0-0-0	0-0-0		HOME		0-0-0		0-0-0		6-6-0	
3-9-0	0-0-0	0-0-0		AWAY		0-0-0		1-2-0		2-7-0	
0-0-0	0-0-0	0-0-0		NEUTRAL		0-0-0		0-0-0		0-0-0	
RPI	S	Opponent	Score	RPI	S	Opponent	Score	RPI	S	Opponent	Score
3	A	Virginia	0 2					77	A	Tulane	1 12
								77	A	Tulane	4 5
								77	A	Tulane	3 4
								80	A	Ga. Southern	0 5
								80	A	Ga. Southern	8 6
								80	A	Ga. Southern	0 18
								105	H	Marist	1 19
								105	H	Marist	5 10
								105	H	Marist	9 17
								113	A	Maryland	2 8
								142	A	Xavier	8 7
								142	A	Xavier	5 9
								142	A	Xavier	2 10
								152	A	Fordham	1 4
								152	A	Fordham	4 5
								152	A	Fordham	7 8
								168	A	William & Mary	4 3
								168	H	William & Mary	4 9
								175	A	St. Louis	0 4
								175	A	St. Louis	9 4
								175	A	St. Louis	12 2
								177	A	La Salle	2 5
								177	A	La Salle	7 9
								177	A	La Salle	6 7
								182	A	Towson	12 6
								195	H	Dayton	5 1
								195	H	Dayton	2 12
								195	H	Dayton	0 5
								197	N	Central Conn. St.	5 2
								197	N	Central Conn. St.	8 5
								206	H	Binghamton	13 8
								208	A	Georgetown	4 10
								208	H	Georgetown	7 12
LAST 15 GAMES								299	H	Md.-East. Shore	7 3
								175	A	St. Louis	0 4
								175	A	St. Louis	9 4

Non-Div. I Games:

George Washington

142	A	Xavier	2	10
182	A	Towson	12	6

RPI	S	Opponent	Score	
220	H	St. Joseph's	6	5
220	H	St. Joseph's	5	9
220	H	St. Joseph's	6	3
221	H	Canisius	3	2
221	H	Canisius	1	8
221	H	Canisius	1	9
235	H	Massachusetts	10	5
235	H	Massachusetts	3	6
235	H	Massachusetts	4	8
244	A	George Mason	8	15
244	H	George Mason	5	8
253	H	Iona	2	3
253	H	Iona	1	6
253	H	Iona	3	6
267	H	Temple	3	2
267	H	Temple	5	4
267	H	Temple	4	5
288	A	UMBC	3	6
288	H	UMBC	6	2
299	A	Md.-East. Shore	8	0
299	H	Md.-East. Shore	7	3

Average RPI Win:		219	WON-LOST RECORD		WINNING PCT. RANK	LAST 15 GAMES		STRENGTH OF SCHEDULE		OPP. STRENGTH OF SCHEDULE	TEAM RPI	ADJ RPI	CONF. RPI	ADJ CONF. RPI			
DIV. I ONLY			22-32-0	.40741	215	4-11-0		181	191	206	.46649	208	12	12			
DIV. I NON-CONF.			17-10-0	.62963	72	1-2-0		243	276	149	.49689	151	12	12			
TOTALS		RPI 1-25		RPI 26-50		W-L RECORDS		RPI 51-100		RPI 101-150		RPI 150+					
22-32-0		0-1-0		0-3-0		OVERALL		0-10-0		1-2-0		21-16-0					
11-8-0		0-0-0		0-0-0		HOME		0-3-0		1-2-0		10-3-0					
4-21-0		0-1-0		0-3-0		AWAY		0-7-0		0-0-0		4-10-0					
7-3-0		0-0-0		0-0-0		NEUTRAL		0-0-0		0-0-0		7-3-0					
17-10-0		0-1-0		0-0-0		NON-CONFERENCE		0-1-0		0-0-0		17-8-0					
7-0-0		0-0-0		0-0-0		HOME		0-0-0		0-0-0		7-0-0					
3-7-0		0-1-0		0-0-		AWAY		0-1-0		0-0-0		3-5-0					
7-3-0		0-0-0		0-0-0		NEUTRAL		0-0-0		0-0-0		7-3-0					
5-22-0		0-0-0		0-3-0		CONFERENCE		0-9-0		1-2-0		4-8-0					
4-8-0		0-0-0		0-0-0		HOME		0-3-0		1-2-0		3-3-0					
1-14-0		0-0-0		0-3-0		AWAY		0-6-0		0-0-0		1-5-0					
0-0-0		0-0-0		0-0-0		NEUTRAL		0-0-0		0-0-0		0-0-0					
RPI	S	Opponent		Score		RPI	S	Opponent		Score		RPI	S	Opponent		Score	
3	A	Virginia		0 4		32	A	Connecticut		0 5		52	H	St. John's (NY)		3 7	
						32	A	Connecticut		3 6		52	H	St. John's (NY)		2 12	
						32	A	Connecticut		2 14		52	H	St. John's (NY)		7 25	
												57	A	Seton Hall		3 6	
												57	A	Seton Hall		2 3	
												57	A	Seton Hall		2 3	
												66	A	Wake Forest		5 7	
												97	A	Louisville		4 9	
												97	A	Louisville		3 11	
												97	A	Louisville		2 3	
							</										

52 H St. John's (NY)	3	7
236 H Villanova	9	6

RPI	S	Opponent	Score	
244	H	George Mason	10	6
248	N	Penn	11	6
248	N	Penn	5	9
248	N	Penn	0	4
248	N	Penn	5	4
248	N	Penn	6	3
261	A	George Washington	12	7
261	H	George Washington	10	4
266	A	Norfolk St.	4	9
271	N	Delaware St.	6	3
288	A	UMBC	3	4
288	H	UMBC	12	2
297	A	Coppin St.	19	7

G
e
o
r
g
e
t
o
w
n

G
e
o
r
g
e
t
o
w
n

Average RPI Win: 55		WON-LOST	WINNING	LAST 15	STRENGTH OF		OPP. STRENGTH	TEAM	ADJ		CONF.	ADJ CONF.			
Average RPI Loss: 33		RECORD	PCT. RANK	GAMES	SCHEDULE		OF SCHEDULE	RPI	RPI		RPI	RPI			
DIV. I ONLY		33-32-0	.50769	148	8-7-0		1	3	15		.58319	16			
DIV. I NON-CONF.		13-16-0	.44828	176	3-2-0		2	4	55		.5534	55			
TOTALS		RPI 1-25	RPI 26-50		W-L RECORDS		RPI 51-100		RPI 101-150		RPI 150+				
33-32-0		12-19-0	10-7-0		OVERALL		3-2-0		6-4-0		2-0-0				
15-13-0		8-9-0	3-3-0		HOME		1-1-0		3-0-0		0-0-0				
10-15-0		1-8-0	4-3-0		AWAY		2-1-0		3-3-0		0-0-0				
8-4-0		3-2-0	3-1-0		NEUTRAL		0-0-0		0-1-0		2-0-0				
13-16-0		2-10-0	3-3-0		NON-CONFERENCE		3-2-0		3-1-0		2-0-0				
6-7-0		1-4-0	1-2-0		HOME		1-1-0		3-0-0		0-0-0				
3-7-0		0-6-0	1-0-		AWAY		2-1-0		0-0-0		0-0-0				
4-2-0		1-0-0	1-1-0		NEUTRAL		0-0-0		0-1-0		2-0-0				
20-16-0		10-9-0	7-4-0		CONFERENCE		0-0-0		3-3-0		0-0-0				
9-6-0		7-5-0	2-1-0		HOME		0-0-0		0-0-0		0-0-0				
7-8-0		1-2-0	3-3-0		AWAY		0-0-0		3-3-0		0-0-0				
4-2-0		2-2-0	2-0-0		NEUTRAL		0-0-0		0-0-0		0-0-0				
RPI S	Opponent	Score		RPI S	Opponent	Score		RPI S	Opponent	Score		RPI S	Opponent	Score	
2 H	Florida	7	14	28 H	LSU	3	7	56 A	Mercer	8	6	107 A	Kentucky	7	6
2 H	Florida	7	2	28 H	LSU	9	5	56 H	Mercer	2	4	107 A	Kentucky	5	12
2 H	Florida	4	5	28 H	LSU	3	2	89 A	Southern California	5	3	107 A	Kentucky	4	7
2 N	Florida	2	3	31 H	Baylor	2	4	95 A	Kennesaw St.	8	12	116 A	Tennessee	4	5
2 N	Florida	4	3	31 H	Baylor	4	3	95 H	Kennesaw St.	9	4	116 A	Tennessee	5	3
4 H	Vanderbilt	5	4	31 H	Baylor	12	19					116 A	Tennessee	8	6
4 H	Vanderbilt	7	17	33 N	Alabama	6	3					136 H	Charleston So.	3	2
4 H	Vanderbilt	3	9	34 A	UCLA	6	2					136 H	Charleston So.	8	1
4 N	Vanderbilt	0	10	35 N	Creighton	1	2					144 H	Furman	6	4
5 A	South Carolina	4	2	35 N	Creighton	5	4					144 N	Furman	0	3
5 A	South Carolina	1	2	42 A	Ole Miss	7	12					165 N	UALR	7	3
5 A	South Carolina	3	8	42 A	Ole Miss	8	3					190 N	St. Mary's (CA)	3	0
5 N	South Carolina	4	2	42 A	Ole Miss	9	8								
6 H	Florida St.	5	7	43 A	Auburn	3	4								
6 H	Florida St.	2	1	43 A	Auburn	0	3								
6 H	Florida St.	5	6	43 A	Auburn	14	11								
8 A	Clemson	5	11	43 N	Auburn	3	2								
8 H	Clemson	2	5												
10 A	Georgia Tech	3	5												
10 H	Georgia Tech	6	15												
10 N	Georgia Tech	6	4												
14 H	Arkansas	6	5	LAST 15 GAMES											
14 H	Arkansas	4	10	25 A	Oregon St.	4	6	43 N	Auburn	3	2				
14 H	Arkansas	3	0	35 N	Creighton	5	4	4 N	Vanderbilt	0	10				
18 H	Mississippi St.	4	3	165 N	UALR	7	3	4 H	Vanderbilt	7	17				
18 H	Mississippi St.	4	1	35 N	Creighton	1	2								
18 H	Mississippi St.	4	1	2 N	Florida	2	3								

RPI	S	Opponent	Score	
20	A	Stetson	2	7
20	A	Stetson	3	6
20	A	Stetson	4	8
25	A	Oregon St.	4	6

2	N	Florida	4	3
5	N	South Carolina	4	2

G
e
o
r
g
i
a

G
e
o
r
g
i
a

Non-Div. I Games:

Average RPI Win: 200		WON-LOST	WINNING	LAST 15	STRENGTH OF		OPP. STRENGTH	TEAM	ADJ	CONF.	ADJ CONF.
Average RPI Loss: 131		RECORD	PCT. RANK	GAMES	SCHEDULE		OF SCHEDULE	RPI	RPI	RPI	RPI
DIV. I ONLY		36-21-0	.63158	47	7-8-0		231	184	122	.513	119
DIV. I NON-CONF.		19-6-0	.76	16	0-1-0		261	251	91	.53	89
TOTALS		RPI 1-25	RPI 26-50		W-L RECORDS		RPI 51-100		RPI 101-150		RPI 150+
36-21-0		1-2-0	2-2-0		OVERALL		3-5-0		1-3-0		29-9-0
25-7-0		0-0-0	0-0-0		HOME		1-1-0		1-2-0		23-4-0
10-11-0		1-2-0	2-1-0		AWAY		2-4-0		0-0-0		5-4-0
1-3-0		0-0-0	0-1-0		NEUTRAL		0-0-0		0-1-0		1-1-0
19-6-0		1-2-0	0-0-0		NON-CONFERENCE		3-2-0		0-0-0		15-2-0
15-2-0		0-0-0	0-0-0		HOME		1-1-0		0-0-0		14-1-0
3-3-0		1-2-0	0-0-		AWAY		2-1-0		0-0-0		0-0-0
1-1-0		0-0-0	0-0-0		NEUTRAL		0-0-0		0-0-0		1-1-0
17-15-0		0-0-0	2-2-0		CONFERENCE		0-3-0		1-3-0		14-7-0
10-5-0		0-0-0	0-0-0		HOME		0-0-0		1-2-0		9-3-0
7-8-0		0-0-0	2-1-0		AWAY		0-3-0		0-0-0		5-4-0
0-2-0		0-0-0	0-1-0		NEUTRAL		0-0-0		0-1-0		0-0-0
RPI S	Opponent	Score	RPI S	Opponent	Score	RPI S	Opponent	Score	RPI S	Opponent	Score
10 A	Georgia Tech	6 3	48 A	James Madison	6 9	56 A	Mercer	14 5	127 H	Old Dominion	3 4
18 A	Mississippi St.	3 7	48 A	James Madison	16 3	56 A	Mercer	6 9	127 H	Old Dominion	8 4
18 A	Mississippi St.	1 8	48 A	James Madison	9 6	56 H	Mercer	9 4	127 H	Old Dominion	1 4
			48 N	James Madison	0 4	95 A	Kennesaw St.	6 3	127 N	Old Dominion	3 7
						95 H	Kennesaw St.	6 14	161 A	Delaware	4 5
						100 A	UNC Wilmington	1 6	161 A	Delaware	5 10
						100 A	UNC Wilmington	4 6	161 A	Delaware	10 8
						100 A	UNC Wilmington	4 8	168 A	William & Mary	7 2
									168 A	William & Mary	7 8
									168 A	William & Mary	11 6
									182 H	Towson	6 5
									182 H	Towson	5 4
									182 H	Towson	9 6
									185 N	Iowa	10 6
									185 N	Iowa	2 3
									192 H	VCU	6 10
									192 H	VCU	8 17
									192 H	VCU	11 8
									205 H	Hofstra	13 0
									205 H	Hofstra	6 4
									205 H	Hofstra	6 3
									232 A	Northeastern	2 3
									232 A	Northeastern	7 3
									232 A	Northeastern	5 0
									244 H	George Mason	2 1
									244 H	George Mason	3 5
									244 H	George Mason	3 1
LAST 15 GAMES											
			127 N	Old Dominion	3 7		168 A	William & Mary	7 8		
			48 N	James Madison	0 4		168 A	William & Mary	7 2		
			244 H	George Mason	2 1		100 A	UNC Wilmington	4 6		
			244 H	George Mason	3 5						
			244 H	George Mason	3 1						

Non-Div. I Games: Oglethorpe 5 0

Georgia St.

Georgia St.

56	A	Mercer	6	9
168	A	William & Mary	11	6

Through Games Of 2011 Final

RPI	S	Opponent	Score	
246	H	UNC Asheville	7	1
250	H	Western Ill.	2	8
250	H	Western Ill.	3	0
250	H	Western Ill.	8	7
250	H	Western Ill.	11	5
265	H	Murray St.	11	6
265	H	Murray St.	17	6
265	H	Murray St.	14	10
268	H	Texas Southern	5	1
268	H	Texas Southern	3	0
268	H	Texas Southern	9	0
282	H	Harvard	9	3
294	H	Florida A&M	16	0
295	H	Alabama St.	6	1
295	H	Alabama St.	14	4

Georgia St.

G
e
o
r
g
i
a
S
t
.

G
e
o
r
g
i
a
S
t
.

Average RPI Win: 86		WON-LOST	WINNING	LAST 15	STRENGTH OF		OPP. STRENGTH	TEAM	ADJ	CONF.	ADJ CONF.
Average RPI Loss: 47		RECORD	PCT. RANK	GAMES	SCHEDULE		OF SCHEDULE	RPI	RPI	RPI	RPI
DIV. I ONLY		42-21-0	.66667	30	9		17	10	.59777	10	2
DIV. I NON-CONF.		19-11-0	.63333	68	12		68	21	.58187	23	2
TOTALS		RPI 1-25	RPI 26-50		W-L RECORDS		RPI 51-100		RPI 101-150		RPI 150+
42-21-0		10-9-0	6-2-0		OVERALL		10-7-0		9-3-0		7-0-0
26-10-0		5-4-0	5-2-0		HOME		5-2-0		7-2-0		4-0-0
15-8-0		5-2-0	0-0-0		AWAY		5-5-0		2-1-0		3-0-0
1-3-0		0-3-0	1-0-0		NEUTRAL		0-0-0		0-0-0		0-0-0
19-11-0		3-2-0	2-2-0		NON-CONFERENCE		6-5-0		1-2-0		7-0-0
14-7-0		2-1-0	2-2-0		HOME		5-2-0		1-2-0		4-0-0
5-3-0		1-0-0	0-0-		AWAY		1-3-0		0-0-0		3-0-0
0-1-0		0-1-0	0-0-0		NEUTRAL		0-0-0		0-0-0		0-0-0
23-10-0		7-7-0	4-0-0		CONFERENCE		4-2-0		8-1-0		0-0-0
12-3-0		3-3-0	3-0-0		HOME		0-0-0		6-0-0		0-0-0
10-5-0		4-2-0	0-0-0		AWAY		4-2-0		2-1-0		0-0-0
1-2-0		0-2-0	1-0-0		NEUTRAL		0-0-0		0-0-0		0-0-0
RPI S	Opponent	Score	RPI S	Opponent	Score	RPI S	Opponent	Score	RPI S	Opponent	Score
1 H	North Carolina	2 3	36 H	North Carolina St.	9 2	52 H	St. John's (NY)	13 0	112 H	Austin Peay	1 2
1 H	North Carolina	3 0	36 H	North Carolina St.	11 4	52 H	St. John's (NY)	5 0	112 H	Austin Peay	12 2
1 H	North Carolina	9 8	36 H	North Carolina St.	12 0	52 H	St. John's (NY)	3 13	113 H	Maryland	6 2
3 H	Virginia	10 8	36 N	North Carolina St.	6 5	56 A	Mercer	3 6	113 H	Maryland	1 0
3 H	Virginia	9 12	37 H	Kent St.	1 6	56 H	Mercer	2 4	113 H	Maryland	9 3
3 H	Virginia	2 6	37 H	Kent St.	8 1	66 A	Wake Forest	6 5	119 H	Georgia St.	3 6
6 N	Florida St.	2 4	37 H	Kent St.	6 3	66 A	Wake Forest	4 6	122 A	Duke	11 5
8 A	Clemson	2 4	39 H	East Tenn. St.	6 8	66 A	Wake Forest	5 1	122 A	Duke	3 4
8 A	Clemson	5 1				79 A	Virginia Tech	5 7	122 A	Duke	9 2
8 A	Clemson	1 3				79 A	Virginia Tech	5 3	139 H	Boston College	2 0
8 N	Clemson	0 9				79 A	Virginia Tech	11 4	139 H	Boston College	8 1
16 A	Georgia	15 6				80 A	Ga. Southern	7 4	139 H	Boston College	10 8
16 H	Georgia	5 3				80 A	Ga. Southern	5 6	169 H	Rutgers	9 5
16 N	Georgia	4 6				80 H	Ga. Southern	4 3	169 H	Rutgers	14 3
17 A	Miami (FL)	3 1				80 H	Ga. Southern	12 3	169 H	Rutgers	10 0
17 A	Miami (FL)	12 3				95 A	Kennesaw St.	6 7	218 A	Ill.-Chicago	5 1
17 A	Miami (FL)	8 3				95 H	Kennesaw St.	7 4	218 A	Ill.-Chicago	10 2
18 H	Mississippi St.	3 7							218 A	Ill.-Chicago	9 2
24 H	Southern Miss.	6 2							292 H	Savannah St.	11 3
LAST 15 GAMES											
	18 H	Mississippi St.	3 7		79 A	Virginia Tech	5 3				
	112 H	Austin Peay	12 2		79 A	Virginia Tech	5 7				
	24 H	Southern Miss.	6 2		79 A	Virginia Tech	11 4				
	112 H	Austin Peay	1 2								
	6 N	Florida St.	2 4								

Non-Div. I Games:

Georgia Tech

36 N North Carolina St.	6	5
8 N Clemson	0	9

171	A	Pepperdine	3	2
54	A	Oregon	0	9

RPI	S	Opponent	Score	
228	A	Santa Clara	8	0
228	A	Santa Clara	9	0
228	A	Santa Clara	8	3

Gonzaga

G
o
n
z
a
g
a

G
o
n
z
a
g
a

Average RPI Win:	261	WON-LOST RECORD	WINNING PCT. RANK	LAST 15 GAMES	STRENGTH OF SCHEDULE	OPP. STRENGTH OF SCHEDULE	TEAM RPI	ADJ RPI	CONF. RPI	ADJ CONF. RPI		
DIV. I ONLY		21-26-0	.44681	195	6-9-0	277	282	258	.43281	258	30	30
DIV. I NON-CONF.		3-12-0	.2	274	0-1-0	265	177	289	.38868	287	30	31

TOTALS	RPI 1-25	RPI 26-50		W-L RECORDS		RPI 51-100		RPI 101-150		RPI 150+		
21-26-0	0-0-0	0-1-0		OVERALL		0-0-0		1-6-0		20-19-0		
12-8-0	0-0-0	0-0-0		HOME		0-0-0		0-2-0		12-6-0		
6-14-0	0-0-0	0-1-0		AWAY		0-0-0		0-3-0		6-10-0		
3-4-0	0-0-0	0-0-0		NEUTRAL		0-0-0		1-1-0		2-3-0		
3-12-0	0-0-0	0-1-0		NON-CONFERENCE		0-0-0		1-6-0		2-5-0		
2-5-0	0-0-0	0-0-0		HOME		0-0-0		0-2-0		2-3-0		
0-5-0	0-0-0	0-0-		AWAY		0-0-0		0-3-0		0-1-0		
1-2-0	0-0-0	0-0-0		NEUTRAL		0-0-0		1-1-0		0-1-0		
18-14-0	0-0-0	0-0-0		CONFERENCE		0-0-0		0-0-0		18-14-0		
10-3-0	0-0-0	0-0-0		HOME		0-0-0		0-0-0		10-3-0		
6-9-0	0-0-0	0-0-0		AWAY		0-0-0		0-0-0		6-9-0		
2-2-0	0-0-0	0-0-0		NEUTRAL		0-0-0		0-0-0		2-2-0		
RPI	S	Opponent	Score	RPI	S	Opponent	Score	RPI	S	Opponent	Score	
				27	A	UC Irvine	0 20	126	N	Bethune-Cookman	5 3	
								133	A	Louisiana Tech	0 13	
								133	A	Louisiana Tech	2 5	
								133	H	Louisiana Tech	3 7	
								140	A	McNeese St.	1 14	
								140	H	McNeese St.	10 17	
								150	N	Nicholls St.	2 5	
								157	N	Southern Ill.	3 4	
								167	A	Northwestern St.	7 11	
								167	H	Northwestern St.	10 12	
								217	A	Southern U.	14 9	
								217	A	Southern U.	8 9	
								217	A	Southern U.	5 4	
								217	H	Southern U.	4 13	
								217	H	Southern U.	8 17	
								217	H	Southern U.	0 10	
								217	N	Southern U.	8 4	
								229	N	Alcorn St.	5 20	
								243	H	Southern Utah	11 15	
								264	A	Prairie View	15 6	
								264	A	Prairie View	4 5	
								264	A	Prairie View	3 17	
								264	H	Prairie View	7 3	
								264	H	Prairie View	2 0	
								264	H	Prairie View	8 4	
								268	A	Texas Southern	3 11	
								268	A	Texas Southern	4 9	
LAST 15 GAMES												
				268	N	Texas Southern	4 6	285	A	Jackson St.	3 5	
				229	N	Alcorn St.	5 20	264	A	Prairie View	15 6	
				280	N	Mississippi Val.	4 0	264	A	Prairie View	4 5	
				285	H	Jackson St.	11 10					
				287	H	Ark.-Pine Bluff	10 4					

Non-Div. I Games: Ark.-Monticello 18 7 Jarvis Christian 17 3

Grambling

Grambling

287	H	Ark.-Pine Bluff	12	3
287	H	Ark.-Pine Bluff	11	10

Through Games Of 2011 Final

RPI	S	Opponent	Score	
268	A	Texas Southern	4	7
268	H	Texas Southern	6	2
268	H	Texas Southern	8	7
268	H	Texas Southern	18	14
268	N	Texas Southern	4	6
275	H	Centenary (LA)	10	9
275	H	Centenary (LA)	7	9
275	H	Centenary (LA)	7	3
280	N	Mississippi Val.	4	0
285	A	Jackson St.	3	5
285	H	Jackson St.	11	10
287	A	Ark.-Pine Bluff	14	16
287	A	Ark.-Pine Bluff	22	4
287	A	Ark.-Pine Bluff	11	7
287	H	Ark.-Pine Bluff	10	4
287	H	Ark.-Pine Bluff	11	10
287	H	Ark.-Pine Bluff	12	3
295	A	Alabama St.	6	4
295	A	Alabama St.	3	6

Grambling

G
r
a
m
b
l
i
n
g

G
r
a
m
b
l
i
n
g

Average RPI Win:	263	WON-LOST RECORD	WINNING PCT. RANK	LAST 15 GAMES	STRENGTH OF SCHEDULE	OPP. STRENGTH OF SCHEDULE	TEAM RPI	ADJ RPI	CONF. RPI	ADJ CONF. RPI				
DIV. I ONLY		6-43-1	.13	297	3-12-0	212	271	291	.37663	291	26	26		
DIV. I NON-CONF.		3-23-1	.12963	288	1-1-0	159	287	287	.38836	288	25	25		
<hr/>														
TOTALS	RPI 1-25	RPI 26-50		W-L RECORDS		RPI 51-100		RPI 101-150		RPI 150+				
6-43-1	0-4-0	0-1-0		OVERALL		0-6-0		0-3-0		6-29-1				
2-16-0	0-0-0	0-1-0		HOME		0-4-0		0-0-0		2-11-0				
4-27-1	0-4-0	0-0-0		AWAY		0-2-0		0-3-0		4-18-1				
0-0-0	0-0-0	0-0-0		NEUTRAL		0-0-0		0-0-0		0-0-0				
3-23-1	0-4-0	0-1-0		NON-CONFERENCE		0-2-0		0-3-0		3-13-1				
1-7-0	0-0-0	0-1-0		HOME		0-0-0		0-0-0		1-6-0				
2-16-1	0-4-0	0-0-		AWAY		0-2-0		0-3-0		2-7-1				
0-0-0	0-0-0	0-0-0		NEUTRAL		0-0-0		0-0-0		0-0-0				
3-20-0	0-0-0	0-0-0		CONFERENCE		0-4-0		0-0-0		3-16-0				
1-9-0	0-0-0	0-0-0		HOME		0-4-0		0-0-0		1-5-0				
2-11-0	0-0-0	0-0-0		AWAY		0-0-0		0-0-0		2-11-0				
0-0-0	0-0-0	0-0-0		NEUTRAL		0-0-0		0-0-0		0-0-0				
<hr/>														
RPI S	Opponent	Score	RPI S	Opponent	Score	RPI S	Opponent	Score	RPI S	Opponent	Score			
25 A	Oregon St.	3 14	32 H	Connecticut	0 11	79 A	Virginia Tech	3 10	104 A	Radford	5 15			
25 A	Oregon St.	2 13				79 A	Virginia Tech	3 11	104 A	Radford	3 4			
25 A	Oregon St.	1 9				83 H	Stony Brook	2 10	104 A	Radford	1 22			
25 A	Oregon St.	1 16				83 H	Stony Brook	2 3	154 A	Maine	2 3			
						83 H	Stony Brook	6 9	154 A	Maine	2 12			
						83 H	Stony Brook	1 5	154 A	Maine	4 13			
									154 H	Maine	1 3			
									154 H	Maine	4 1			
									154 H	Maine	1 5			
									170 A	Dartmouth	1 7			
									170 H	Dartmouth	1 13			
									197 A	Central Conn. St.	3 3			
									204 A	Yale	14 15			
									204 A	Yale	1 17			
									204 H	Yale	0 4			
									204 H	Yale	0 14			
									206 A	Binghamton	3 5			
									206 A	Binghamton	0 1			
									206 A	Binghamton	2 3			
									235 H	Massachusetts	0 15			
									237 A	Albany (NY)	0 6			
									237 A	Albany (NY)	5 7			
									237 A	Albany (NY)	5 7			
									237 H	Albany (NY)	4 9			
									237 H	Albany (NY)	1 5			
									237 H	Albany (NY)	4 6			
									253 H	Iona	6 16			
<hr/>														
LAST 15 GAMES														
288 A UMBC						11	9	286 A Fairleigh Dickinson					7	0
288 A UMBC						3	10	83 H Stony Brook					6	9
288 A UMBC						16	3	83 H Stony Brook					2	10
288 A UMBC						1	5							
154 A Maine						2	3							

Non-Div. I Games:

Hartford

154	A	Maine	2	12
154	A	Maine	4	13

RPI	S	Opponent	Score	
271	A	Delaware St.	6	16
271	A	Delaware St.	2	3
271	A	Delaware St.	8	5
286	A	Fairleigh Dickinson	7	0
288	A	UMBC	11	9
288	A	UMBC	1	5
288	A	UMBC	16	3
288	A	UMBC	3	10
293	A	NJIT	6	7
293	A	NJIT	2	3
293	H	NJIT	3	4
293	H	NJIT	12	8

Average RPI Win:	224	WON-LOST RECORD	WINNING PCT. RANK	LAST 15 GAMES	STRENGTH OF SCHEDULE	OPP. STRENGTH OF SCHEDULE	TEAM RPI	ADJ RPI	CONF. RPI	ADJ CONF. RPI
Div. I ONLY	182	9-36-0	.2 292	5-10-0	201	266	282	.40276 282	25	25
Div. I NON-CONF.		4-21-0	.16 283	1-3-0	166	274	286	.40205 283	24	24
<hr/>										
TOTALS	RPI 1-25	RPI 26-50		W-L RECORDS	RPI 51-100		RPI 101-150		RPI 150+	
9-36-0	0-0-0	0-0-0		OVERALL	1-4-0		0-2-0		8-30-0	
3-11-0	0-0-0	0-0-0		HOME	0-0-0		0-0-0		3-11-0	
5-24-0	0-0-0	0-0-0		AWAY	1-4-0		0-1-0		4-19-0	
1-1-0	0-0-0	0-0-0		NEUTRAL	0-0-0		0-1-0		1-0-0	
4-21-0	0-0-0	0-0-0		NON-CONFERENCE	1-4-0		0-2-0		3-15-0	
0-4-0	0-0-0	0-0-0		HOME	0-0-0		0-0-0		0-4-0	
3-16-0	0-0-0	0-0-		AWAY	1-4-0		0-1-0		2-11-0	
1-1-0	0-0-0	0-0-0		NEUTRAL	0-0-0		0-1-0		1-0-0	
5-15-0	0-0-0	0-0-0		CONFERENCE	0-0-0		0-0-0		5-15-0	
3-7-0	0-0-0	0-0-0		HOME	0-0-0		0-0-0		3-7-0	
2-8-0	0-0-0	0-0-0		AWAY	0-0-0		0-0-0		2-8-0	
0-0-0	0-0-0	0-0-0		NEUTRAL	0-0-0		0-0-0		0-0-0	
RPI S Opponent	Score	RPI S Opponent	Score	RPI S Opponent	Score	RPI S Opponent	Score	RPI S Opponent	Score	
				56 A Mercer	3 14	119 A Georgia St.	3 9			
				73 A Charlotte	0 2	139 N Boston College	0 8			
				73 A Charlotte	2 7	152 A Jacksonville St.	1 6			
				73 A Charlotte	0 7	152 A Jacksonville St.	4 8			
				95 A Kennesaw St.	10 6	152 A Jacksonville St.	4 5			
						152 A Jacksonville St.	4 5			
						163 H Princeton	3 5			
						163 H Princeton	1 3			
						170 A Dartmouth	0 6			
						170 A Dartmouth	1 4			
						170 H Dartmouth	1 3			
						170 H Dartmouth	8 10			
						176 A Bryant	1 12			
						176 H Bryant	2 3			
						176 H Bryant	2 12			
						178 H Holy Cross	6 11			
						201 A Columbia	2 11			
						201 A Columbia	0 8			
						204 H Yale	1 8			
						204 H Yale	0 3			
						204 H Yale	10 3			
						204 H Yale	1 0			
						216 A Wofford	2 5			
						216 A Wofford	2 7			
						216 A Wofford	0 10			
						216 A Wofford	2 13			
						230 A Brown	0 2			
LAST 15 GAMES				170 H Dartmouth	8 10	204 H Yale	1 0	216 A Wofford	2 5	
				170 H Dartmouth	1 3	204 H Yale	0 3	216 A Wofford	2 7	
				170 A Dartmouth	0 6	235 N Massachusetts	1 0	216 A Wofford	0 10	
				170 A Dartmouth	1 4			216 A Wofford	2 13	
				139 N Boston College	0 8			230 A Brown	0 2	

Non-Div. I Games:

Harvard

Harvard

204	H	Yale	10	3
204	H	Yale	1	8

Through Games Of 2011 Final

RPI	S	Opponent	Score	
230	A	Brown	3	4
230	A	Brown	6	3
230	A	Brown	12	7
232	H	Northeastern	5	6
235	N	Massachusetts	1	0
248	A	Penn	7	8
248	A	Penn	1	8
263	H	Cornell	11	8
263	H	Cornell	5	18
278	A	NYIT	2	3
278	A	NYIT	10	6
278	A	NYIT	3	0
278	A	NYIT	2	5

Harvard

H
a
r
v
a
r
d

H
a
r
v
a
r
d

Average RPI Win: 150		WON-LOST RECORD	WINNING PCT. RANK	LAST 15 GAMES	STRENGTH OF SCHEDULE	OPP. STRENGTH OF SCHEDULE	TEAM RPI	ADJ RPI		CONF. RPI	ADJ CONF. RPI						
Average RPI Loss: 88																	
DIV. I ONLY		34-25-0	.57627	90	9-6-0	50	140	59	.53993	68	11	13					
DIV. I NON-CONF.		15-16-0	.48387	155	0-0-0	90	106	121	.51026	126	16	16					
<hr/>																	
TOTALS		RPI 1-25		RPI 26-50		W-L RECORDS		RPI 51-100		RPI 101-150		RPI 150+					
34-25-0		3-10-0		0-0-0		OVERALL		7-6-0		8-2-0		16-7-0					
23-15-0		1-6-0		0-0-0		HOME		5-3-0		6-2-0		11-4-0					
9-8-0		2-2-0		0-0-0		AWAY		2-3-0		0-0-0		5-3-0					
2-2-0		0-2-0		0-0-0		NEUTRAL		0-0-0		2-0-0		0-0-0					
15-16-0		1-6-0		0-0-0		NON-CONFERENCE		7-6-0		0-0-0		7-4-0					
13-13-0		1-6-0		0-0-0		HOME		5-3-0		0-0-0		7-4-0					
2-3-0		0-0-0		0-0-		AWAY		2-3-0		0-0-0		0-0-0					
0-0-0		0-0-0		0-0-0		NEUTRAL		0-0-0		0-0-0		0-0-0					
19-9-0		2-4-0		0-0-0		CONFERENCE		0-0-0		8-2-0		9-3-0					
10-2-0		0-0-0		0-0-0		HOME		0-0-0		6-2-0		4-0-0					
7-5-0		2-2-0		0-0-0		AWAY		0-0-0		0-0-0		5-3-0					
2-2-0		0-2-0		0-0-0		NEUTRAL		0-0-0		2-0-0		0-0-0					
RPI	S	Opponent		Score		RPI	S	Opponent		Score		RPI	S	Opponent		Score	
11	H	Texas		3 4													
11	H	Texas		5 4													
11	H	Texas		0 2													
15	H	Cal St. Fullerton		2 4													
15	H	Cal St. Fullerton		2 4													
15	H	Cal St. Fullerton		0 3													
15	H	Cal St. Fullerton		2 3													
23	A	Fresno St.		6 5													
23	A	Fresno St.		6 2													
23	A	Fresno St.		2 4													
23	A	Fresno St.		2 12													
23	N	Fresno St.		5 11													
23	N	Fresno St.		4 15													

Non-Div. I Games:

Hawaii

158	A	New Mexico St.	8	18
158	A	New Mexico St.	14	4

RPI	S	Opponent	Score	
239	H	Valparaiso	7	8
239	H	Valparaiso	9	8
275	H	Centenary (LA)	10	1
275	H	Centenary (LA)	8	4
275	H	Centenary (LA)	7	1
275	H	Centenary (LA)	5	0

H
a
w
a
i
i

H
a
w
a
i
i

Average RPI Win: 164		WON-LOST	WINNING	LAST 15	STRENGTH OF		OPP. STRENGTH	TEAM	ADJ	CONF.	ADJ CONF.
Average RPI Loss: 110		RECORD	PCT. RANK	GAMES	SCHEDULE		OF SCHEDULE	RPI	RPI	RPI	RPI
DIV. I ONLY		24-32-0	.42857	202	3-12-0		87	168	167	.49501	163
DIV. I NON-CONF.		15-13-0	.53571	130	1-3-0		65	221	94	.52708	95
TOTALS		RPI 1-25	RPI 26-50		W-L RECORDS		RPI 51-100		RPI 101-150		RPI 150+
24-32-0		0-1-0	3-7-0		OVERALL		5-9-0		4-9-0		12-6-0
16-15-0		0-0-0	2-2-0		HOME		2-3-0		1-7-0		11-3-0
8-16-0		0-1-0	1-5-0		AWAY		3-5-0		3-2-0		1-3-0
0-1-0		0-0-0	0-0-0		NEUTRAL		0-1-0		0-0-0		0-0-0
15-13-0		0-1-0	1-6-0		NON-CONFERENCE		1-3-0		3-1-0		10-2-0
12-4-0		0-0-0	0-1-0		HOME		1-1-0		1-1-0		10-1-0
3-9-0		0-1-0	1-0-		AWAY		0-2-0		2-0-0		0-1-0
0-0-0		0-0-0	0-0-0		NEUTRAL		0-0-0		0-0-0		0-0-0
9-19-0		0-0-0	2-1-0		CONFERENCE		4-6-0		1-8-0		2-4-0
4-11-0		0-0-0	2-1-0		HOME		1-2-0		0-6-0		1-2-0
5-7-0		0-0-0	0-0-0		AWAY		3-3-0		1-2-0		1-2-0
0-1-0		0-0-0	0-0-0		NEUTRAL		0-1-0		0-0-0		0-0-0
RPI S	Opponent	Score	RPI S	Opponent	Score	RPI S	Opponent	Score	RPI S	Opponent	Score
1 A	North Carolina	0 4	29 A	East Carolina	4 5	66 A	Wake Forest	1 3	104 A	Radford	4 5
			44 H	Coastal Caro.	9 3	66 H	Wake Forest	9 1	104 A	Radford	5 7
			44 H	Coastal Caro.	6 2	84 H	Liberty	0 9	104 A	Radford	7 0
			44 H	Coastal Caro.	2 11	84 H	Liberty	9 14	122 A	Duke	9 3
			47 A	Elon	3 0	84 H	Liberty	6 2	122 H	Duke	6 9
			47 H	Elon	10 13	91 A	VMI	0 4	134 A	Appalachian St.	6 5
			49 A	Troy	1 6	91 A	VMI	12 17	134 H	Appalachian St.	10 6
			49 A	Troy	7 8	91 A	VMI	6 5	136 H	Charleston So.	3 5
			49 A	Troy	3 17	92 A	Gardner-Webb	6 3	136 H	Charleston So.	3 10
			49 A	Troy	3 5	92 A	Gardner-Webb	7 6	136 H	Charleston So.	6 13
						92 A	Gardner-Webb	4 11	136 H	Winthrop	5 7
						92 N	Gardner-Webb	4 14	136 H	Winthrop	8 10
						94 A	UNC Greensboro	3 10	136 H	Winthrop	3 7
						94 H	UNC Greensboro	4 12	192 H	VCU	8 2
									193 A	Western Caro.	0 11
									193 H	Western Caro.	2 6
									195 H	Dayton	3 1
									195 H	Dayton	8 3
									195 H	Dayton	3 2
									198 H	Presbyterian	5 6
									198 H	Presbyterian	1 4
									198 H	Presbyterian	4 3
									246 A	UNC Asheville	4 7
									246 A	UNC Asheville	8 7
									246 A	UNC Asheville	3 9
									267 H	Temple	7 2
									267 H	Temple	8 7
LAST 15 GAMES			92 N	Gardner-Webb	4 14	134 A	Appalachian St.	6 5	246 A	UNC Asheville	4 7
			91 A	VMI	12 17	94 H	UNC Greensboro	4 12	246 A	UNC Asheville	8 7
			91 A	VMI	0 4	136 H	Charleston So.	6 13	246 A	UNC Asheville	3 9
			91 A	VMI	6 5				267 H	Temple	7 2
			104 A	Radford	4 5				267 H	Temple	8 7

Non-Div. I Games:

High Point

High Point

104	A	Radford	7	0
104	A	Radford	5	7

Through Games Of 2011 Final

RPI	S	Opponent	Score	
267	H	Temple	12	6
284	H	N.C. A&T	8	4
284	H	N.C. A&T	9	2
284	H	N.C. A&T	16	2

High Point

H
i
g
h
P
o
i
n
t

H
i
g
h
P
o
i
n
t

Average RPI Win: 170		WON-LOST RECORD		WINNING PCT. RANK		LAST 15 GAMES		STRENGTH OF SCHEDULE		OPP. STRENGTH OF SCHEDULE		TEAM RPI		ADJ RPI		CONF. RPI		ADJ CONF. RPI	
DIV. I ONLY		15-32-0		.31915 268		5-10-0		97		146		211		.46797 205		18		18	
DIV. I NON-CONF.		3-14-0		.17647 280		1-4-0		34		56		223		.45775 217		18		18	
TOTALS		RPI 1-25		RPI 26-50		W-L RECORDS		RPI 51-100		RPI 101-150		RPI 150+							
15-32-0		1-5-0		1-2-0		OVERALL		1-6-0		2-6-0		10-13-0							
11-9-0		0-0-0		0-0-0		HOME		1-3-0		2-3-0		8-3-0							
4-23-0		1-5-0		1-2-0		AWAY		0-3-0		0-3-0		2-10-0							
0-0-0		0-0-0		0-0-0		NEUTRAL		0-0-0		0-0-0		0-0-0							
3-14-0		1-5-0		0-0-0		NON-CONFERENCE		0-4-0		0-2-0		2-3-0							
2-3-0		0-0-0		0-0-0		HOME		0-1-0		0-2-0		2-0-0							
1-11-0		1-5-0		0-0-		AWAY		0-3-0		0-0-0		0-3-0							
0-0-0		0-0-0		0-0-0		NEUTRAL		0-0-0		0-0-0		0-0-0							
12-18-0		0-0-0		1-2-0		CONFERENCE		1-2-0		2-4-0		8-10-0							
9-6-0		0-0-0		0-0-0		HOME		1-2-0		2-1-0		6-3-0							
3-12-0		0-0-0		1-2-0		AWAY		0-0-0		0-3-0		2-7-0							
0-0-0		0-0-0		0-0-0		NEUTRAL		0-0-0		0-0-0		0-0-0							
RPI	S	Opponent		Score		RPI	S	Opponent		Score		RPI	S	Opponent		Score			
6	A	Florida St.		3	14	48	A	James Madison		4	3	52	H	St. John's (NY)		10	23		
6	A	Florida St.		3	16	48	A	James Madison		12	13	55	A	Fla. Atlantic		5	10		
6	A	Florida St.		0	7	48	A	James Madison		8	21	55	A	Fla. Atlantic		4	12		
17	A	Miami (FL)		4	16							55	A	Fla. Atlantic		4	8		
17	A	Miami (FL)		3	9							100	H	UNC Wilmington		6	4		
17	A	Miami (FL)		5	0							100	H	UNC Wilmington		2	8		
												100	H	UNC Wilmington		6	11		

Non-Div. I Games:

Hofstra

192	A	VCU	5	6
17	A	Miami (FL)	5	0

RPI	S	Opponent	Score	
244	H	George Mason	9	5
266	A	Norfolk St.	4	5
266	A	Norfolk St.	2	3
278	H	NYIT	11	3

Hofstra

H
o
f
s
t
r
a

H
o
f
s
t
r
a

Holy Cross

Through Games Of 2011 Final

Average RPI Win:	210	WON-LOST	WINNING	LAST 15	STRENGTH OF	OPP. STRENGTH	TEAM	ADJ	CONF.	ADJ CONF.	
Average RPI Loss:	154	RECORD	PCT. RANK	GAMES	SCHEDULE	OF SCHEDULE	RPI	RPI	RPI	RPI	
DIV. I ONLY	24-23-1	.51042	142	9-6-0	205	199	177	.48763	178	21	21
DIV. I NON-CONF.	15-12-1	.55357	119	3-0-0	191	155	136	.50311	139	23	23
<hr/>											
TOTALS	RPI 1-25	RPI 26-50		W-L RECORDS		RPI 51-100		RPI 101-150		RPI 150+	
24-23-1	0-0-0	0-3-1		OVERALL		0-4-0		1-1-0		23-15-0	
14-6-0	0-0-0	0-0-0		HOME		0-1-0		1-0-0		13-5-0	
7-17-1	0-0-0	0-3-1		AWAY		0-3-0		0-1-0		7-10-0	
3-0-0	0-0-0	0-0-0		NEUTRAL		0-0-0		0-0-0		3-0-0	
<hr/>											
15-12-1	0-0-0	0-3-1		NON-CONFERENCE		0-4-0		1-1-0		14-4-0	
7-1-0	0-0-0	0-0-0		HOME		0-1-0		1-0-0		6-0-0	
5-11-1	0-0-0	0-1-		AWAY		0-3-0		0-1-0		5-4-0	
3-0-0	0-0-0	0-0-0		NEUTRAL		0-0-0		0-0-0		3-0-0	
<hr/>											
9-11-0	0-0-0	0-0-0		CONFERENCE		0-0-0		0-0-0		9-11-0	
7-5-0	0-0-0	0-0-0		HOME		0-0-0		0-0-0		7-5-0	
2-6-0	0-0-0	0-0-0		AWAY		0-0-0		0-0-0		2-6-0	
0-0-0	0-0-0	0-0-0		NEUTRAL		0-0-0		0-0-0		0-0-0	
<hr/>											
RPI	S	Opponent	Score	RPI	S	Opponent	Score	RPI	S	Opponent	Score
28	A	LSU	3 12	52	H	St. John's (NY)	2 8	105	A	Marist	5 6
28	A	LSU	3 14	92	A	Gardner-Webb	7 14	139	H	Boston College	3 2
28	A	LSU	4 15	92	A	Gardner-Webb	9 13	163	N	Princeton	8 2
32	A	Connecticut	2 2	100	A	UNC Wilmington	4 12	163	N	Princeton	5 4
								179	H	Bucknell	6 5
								179	H	Bucknell	5 8
								179	H	Bucknell	8 5
								179	H	Bucknell	13 7
								187	A	Army	7 13
								187	A	Army	2 6
								187	A	Army	3 8
								187	A	Army	1 2
								188	H	Navy	8 10
								188	H	Navy	8 6
								188	H	Navy	2 5
								188	H	Navy	2 11
								191	H	Siena	13 10
								192	A	VCU	9 3
								192	A	VCU	3 10
								197	A	Central Conn. St.	2 16
								201	A	Columbia	3 2
								201	A	Columbia	1 11
								201	A	Columbia	4 3
								201	A	Columbia	3 7
								204	H	Yale	6 5
								220	A	St. Joseph's	16 3
								230	H	Brown	10 7
<hr/>											

Holy Cross

204	H	Yale	6	5
188	H	Navy	2	5

Through Games Of 2011 Final

RPI	S	Opponent	Score	
233	H	Lehigh	3	6
233	H	Lehigh	4	3
233	H	Lehigh	4	3
233	H	Lehigh	10	2
235	H	Massachusetts	14	4
236	N	Villanova	5	1
237	H	Albany (NY)	15	10
237	H	Albany (NY)	6	5
247	A	Lafayette	14	10
247	A	Lafayette	1	2
247	A	Lafayette	6	10
247	A	Lafayette	6	5
282	A	Harvard	11	6

Holy Cross

H
O
L
Y
C
R
O
S
S

H
O
L
Y
C
R
O
S
S

Average RPI Win:	79	WON-LOST RECORD	WINNING PCT. RANK	LAST 15 GAMES	STRENGTH OF SCHEDULE	OPP. STRENGTH OF SCHEDULE	TEAM RPI	ADJ RPI	CONF. RPI	ADJ CONF. RPI				
DIV. I ONLY		27-32-0	.45763	183	6-9-0	10	35	66	.54347	63	5	5		
DIV. I NON-CONF.		13-16-0	.44828	176	0-1-0	22	22	85	.53542	83	5	5		
<hr/>														
TOTALS	RPI 1-25	RPI 26-50		W-L RECORDS		RPI 51-100		RPI 101-150		RPI 150+				
27-32-0	7-11-0	5-9-0		OVERALL		6-4-0		6-7-0		3-1-0				
13-14-0	2-4-0	4-5-0		HOME		3-2-0		3-3-0		1-0-0				
11-14-0	4-5-0	0-3-0		AWAY		3-1-0		2-4-0		2-1-0				
3-4-0	1-2-0	1-1-0		NEUTRAL		0-1-0		1-0-0		0-0-0				
13-16-0	2-3-0	3-7-0		NON-CONFERENCE		2-1-0		5-5-0		1-0-0				
9-6-0	0-0-0	3-3-0		HOME		2-0-0		3-3-0		1-0-0				
3-8-0	2-2-0	0-0-		AWAY		0-1-0		1-2-0		0-0-0				
1-2-0	0-1-0	0-1-0		NEUTRAL		0-0-0		1-0-0		0-0-0				
14-16-0	5-8-0	2-2-0		CONFERENCE		4-3-0		1-2-0		2-1-0				
4-8-0	2-4-0	1-2-0		HOME		1-2-0		0-0-0		0-0-0				
8-6-0	2-3-0	0-0-0		AWAY		3-0-0		1-2-0		2-1-0				
2-2-0	1-1-0	1-0-0		NEUTRAL		0-1-0		0-0-0		0-0-0				
<hr/>														
RPI	S	Opponent	Score		RPI	S	Opponent	Score		RPI	S	Opponent	Score	
9	A	Texas A&M	3	2	29	H	East Carolina	4	5	74	H	UAB	1	10
9	N	Texas A&M	4	11	29	H	East Carolina	2	12	74	H	UAB	1	6
12	A	Rice	0	7	29	H	East Carolina	4	2	74	H	UAB	8	7
12	A	Rice	2	7	29	N	East Carolina	8	5	77	A	Tulane	5	2
12	H	Rice	2	8	31	N	Baylor	2	5	77	A	Tulane	2	0
12	H	Rice	6	12	37	H	Kent St.	5	8	77	A	Tulane	9	0
12	H	Rice	2	5	37	H	Kent St.	4	3	77	N	Tulane	1	7
12	N	Rice	3	4	37	H	Kent St.	5	3	78	A	Sam Houston St.	0	9
21	A	TCU	1	9	40	A	Texas St.	15	17	78	H	Sam Houston St.	9	3
21	A	TCU	10	16	40	A	Texas St.	1	2	93	H	Stephen F. Austin	10	3
21	A	TCU	7	6	40	A	Texas St.	10	11	140	A	McNeese St.	14	11
22	A	UCF	5	3	42	H	Ole Miss	8	2	140	H	McNeese St.	2	10
22	A	UCF	4	6	42	H	Ole Miss	2	4	147	A	UTSA	6	7
22	A	UCF	5	0	42	H	Ole Miss	3	8	147	H	UTSA	5	8
24	H	Southern Miss.	6	5						194	A	Marshall	3	4
24	H	Southern Miss.	6	1						194	A	Marshall	12	1
24	H	Southern Miss.	5	6						194	A	Marshall	10	7
24	N	Southern Miss.	7	6						268	H	Texas Southern	13	3
<hr/>														
LAST 15 GAMES														
12	N	Rice	3	4	147	H	UTSA	5	8					
77	N	Tulane	1	7	24	H	Southern Miss.	6	1					
24	N	Southern Miss.	7	6	24	H	Southern Miss.	6	5					
29	N	East Carolina	8	5										
115	A	Memphis	14	0										

Non-Div. I Games:

Houston

115 A Memphis	0	4
115 A Memphis	3	6

H
o
u
s
t
o
n

H
o
u
s
t
o
n

Average RPI Win:	260	WON-LOST RECORD	WINNING PCT. RANK	LAST 15 GAMES	STRENGTH OF SCHEDULE	OPP. STRENGTH OF SCHEDULE	TEAM RPI	ADJ RPI	CONF. RPI	ADJ CONF. RPI
Average RPI Loss:	162									
DIV. I ONLY		22-40-0	.35484 250	7-8-0	248	285	266	.4284 262	31	31
DIV. I NON-CONF.		2-26-0	.07143 297	0-1-0	26	174	264	.42746 260	31	30
<hr/>										
TOTALS	RPI 1-25	RPI 26-50		W-L RECORDS	RPI 51-100		RPI 101-150		RPI 150+	
22-40-0	1-3-0	1-3-0		OVERALL	0-7-0		0-5-0		20-22-0	
12-15-0	0-0-0	1-2-0		HOME	0-3-0		0-1-0		11-9-0	
7-24-0	1-3-0	0-1-0		AWAY	0-4-0		0-4-0		6-12-0	
3-1-0	0-0-0	0-0-0		NEUTRAL	0-0-0		0-0-0		3-1-0	
<hr/>										
2-26-0	1-3-0	1-3-0		NON-CONFERENCE	0-7-0		0-5-0		0-8-0	
1-10-0	0-0-0	1-2-0		HOME	0-3-0		0-1-0		0-4-0	
1-16-0	1-3-0	0-0-		AWAY	0-4-0		0-4-0		0-4-0	
0-0-0	0-0-0	0-0-0		NEUTRAL	0-0-0		0-0-0		0-0-0	
<hr/>										
20-14-0	0-0-0	0-0-0		CONFERENCE	0-0-0		0-0-0		20-14-0	
11-5-0	0-0-0	0-0-0		HOME	0-0-0		0-0-0		11-5-0	
6-8-0	0-0-0	0-0-0		AWAY	0-0-0		0-0-0		6-8-0	
3-1-0	0-0-0	0-0-0		NEUTRAL	0-0-0		0-0-0		3-1-0	
<hr/>										
RPI S	Opponent	Score		RPI S	Opponent	Score		RPI S	Opponent	Score
11 A	Texas	0	12	40 A	Texas St.	2	3	78 A	Sam Houston St.	0 13
21 A	TCU	1	6	41 H	Dallas Baptist	3	15	78 A	Sam Houston St.	4 5
21 A	TCU	1	7	41 H	Dallas Baptist	6	16	85 A	A&M-Corpus Christi	8 11
21 A	TCU	7	4	41 H	Dallas Baptist	15	13	85 H	A&M-Corpus Christi	3 8
								85 H	A&M-Corpus Christi	3 13
								93 A	Stephen F. Austin	0 6
								93 H	Stephen F. Austin	1 13
										140 A McNeese St.
										140 A McNeese St.
										140 A McNeese St.
										158 A New Mexico St.
										158 A New Mexico St.
										158 A New Mexico St.
										176 H Bryant
										176 H Bryant
										176 H Bryant
										207 A Utah Valley
										207 A Utah Valley
										207 A Utah Valley
										207 A Utah Valley
										207 N Utah Valley
										260 H Northern Colo.
										260 H Northern Colo.
										260 H Northern Colo.
										260 H Northern Colo.
										264 A Prairie View
										264 H Prairie View
										270 H Tex.-Pan American
										270 H Tex.-Pan American
										270 H Tex.-Pan American
										270 H Tex.-Pan American
										270 N Tex.-Pan American
				LAST 15 GAMES						
				207 N Utah Valley		1 5		278 H NYIT		6 2
				290 A North Dakota		7 1		278 H NYIT		6 7
				278 N NYIT		6 3		278 H NYIT		21 11
				293 N NJIT		17 3				
				290 A North Dakota		2 8				

Non-Div. I Games:

Houston Baptist

270 N Tex.-Pan American	6	5
278 H NYIT	13	5

RPI	S	Opponent	Score	
278	H	NYIT	6	7
278	H	NYIT	6	2
278	H	NYIT	13	5
278	H	NYIT	21	11
278	N	NYIT	6	3
290	A	North Dakota	7	1
290	A	North Dakota	2	8
290	H	North Dakota	8	7
290	H	North Dakota	9	8
290	H	North Dakota	9	6
290	H	North Dakota	9	5
293	A	NJIT	1	3
293	A	NJIT	7	2
293	A	NJIT	11	0
293	A	NJIT	2	3
293	N	NJIT	17	3
296	A	Chicago St.	15	0
296	A	Chicago St.	4	3
296	A	Chicago St.	5	6
296	A	Chicago St.	7	5

Houston Baptist

H
o
u
s
t
o
n
B
a
p
t
i
s
t

H
o
u
s
t
o
n
B
a
p
t
i
s
t

Average RPI Win: 234		WON-LOST RECORD	WINNING PCT. RANK		LAST 15 GAMES		STRENGTH OF SCHEDULE		OPP. STRENGTH OF SCHEDULE		TEAM RPI	ADJ RPI		CONF. RPI	ADJ CONF. RPI
Average RPI Loss: 196			17-34-0	.33333 260	5-10-0	268	267	275	.40962 273	27	27				
DIV. I ONLY		17-34-0	.33333 260	5-10-0	268	267	275	.40962 273	27	27					
DIV. I NON-CONF.		5-18-0	.21739 273	0-1-0	252	285	291	.38469 290	26	26					
TOTALS		RPI 1-25	RPI 26-50		W-L RECORDS		RPI 51-100		RPI 101-150		RPI 150+				
17-34-0	0-0-0		0-0-0		OVERALL		1-3-0		0-5-0		16-26-0				
8-10-0	0-0-0		0-0-0		HOME		0-0-0		0-1-0		8-9-0				
9-23-0	0-0-0		0-0-0		AWAY		1-3-0		0-4-0		8-16-0				
0-1-0	0-0-0		0-0-0		NEUTRAL		0-0-0		0-0-0		0-1-0				
5-18-0	0-0-0		0-0-0		NON-CONFERENCE		0-0-0		0-5-0		5-13-0				
2-4-0	0-0-0		0-0-0		HOME		0-0-0		0-1-0		2-3-0				
3-13-0	0-0-0		0-0-		AWAY		0-0-0		0-4-0		3-9-0				
0-1-0	0-0-0		0-0-0		NEUTRAL		0-0-0		0-0-0		0-1-0				
12-16-0	0-0-0		0-0-0		CONFERENCE		1-3-0		0-0-0		11-13-0				
6-6-0	0-0-0		0-0-0		HOME		0-0-0		0-0-0		6-6-0				
6-10-0	0-0-0		0-0-0		AWAY		1-3-0		0-0-0		5-7-0				
0-0-0	0-0-0		0-0-0		NEUTRAL		0-0-0		0-0-0		0-0-0				
RPI S	Opponent	Score	RPI S	Opponent	Score	RPI S	Opponent	Score	RPI S	Opponent	Score				
						72 A	Oral Roberts	0 1	121 A	Purdue	1 8				
						72 A	Oral Roberts	2 7	121 H	Purdue	3 8				
						72 A	Oral Roberts	3 14	125 A	Evansville	6 14				
						72 A	Oral Roberts	5 4	125 A	Evansville	0 11				
									125 A	Evansville	3 4				
									158 A	New Mexico St.	8 11				
									158 A	New Mexico St.	8 16				
									158 A	New Mexico St.	2 11				
									158 A	New Mexico St.	5 14				
									159 A	South Dakota St.	2 6				
									159 A	South Dakota St.	3 4				
									159 A	South Dakota St.	5 4				
									159 A	South Dakota St.	0 10				
									165 A	UALR	7 2				
									165 A	UALR	3 16				
									165 A	UALR	0 2				
									243 H	Southern Utah	8 6				
									243 H	Southern Utah	8 16				
									243 H	Southern Utah	9 30				
									243 H	Southern Utah	8 1				
									249 A	North Dakota St.	3 0				
									249 A	North Dakota St.	0 5				
									249 A	North Dakota St.	5 4				
									249 A	North Dakota St.	5 1				
									250 H	Western Ill.	1 3				
									250 H	Western Ill.	5 4				
									250 H	Western Ill.	5 8				
LAST 15 GAMES															
			159 A	South Dakota St.	5 4	249 A	North Dakota St.	3 0	249 A	North Dakota St.	0 5				
			159 A	South Dakota St.	0 10	274 H	Butler	1 3	249 A	North Dakota St.	5 1				
			159 A	South Dakota St.	3 4	250 H	Western Ill.	1 3	250 H	Western Ill.	1 3				
			159 A	South Dakota St.	2 6				250 H	Western Ill.	5 4				
			249 A	North Dakota St.	5 1				250 H	Western Ill.	5 8				

Non-Div. I Games:

IPFW

249	A	North Dakota St.	5	4
249	A	North Dakota St.	0	5

RPI	S	Opponent	Score	
250	H	Western Ill.	4	10
251	H	Oakland	9	7
251	H	Oakland	8	1
251	H	Oakland	5	4
251	H	Oakland	2	12
252	H	Milwaukee	1	5
252	H	Milwaukee	3	0
252	H	Milwaukee	4	5
252	H	Milwaukee	5	4
265	A	Murray St.	1	4
265	A	Murray St.	0	9
265	A	Murray St.	3	5
265	A	Murray St.	9	2
274	H	Butler	1	3
274	N	Butler	3	8
275	A	Centenary (LA)	10	2
275	A	Centenary (LA)	4	8
275	A	Centenary (LA)	8	18
275	A	Centenary (LA)	9	10
296	A	Chicago St.	17	5

I
P
F
W

I
P
F
W

Average RPI Win: 232		WON-LOST RECORD		WINNING PCT. RANK		LAST 15 GAMES		STRENGTH OF SCHEDULE		OPP. STRENGTH OF SCHEDULE		TEAM RPI		ADJ RPI		CONF. RPI		ADJ CONF. RPI	
DIV. I ONLY		24-26-0		.48 167		7-8-0		264		207		223		.46309 218		29		29	
DIV. I NON-CONF.		7-17-0		.29167 258		0-6-0		144		64		224		.45601 222		29		28	
TOTALS		RPI 1-25		RPI 26-50		W-L RECORDS		RPI 51-100		RPI 101-150		RPI 150+							
24-26-0		0-6-0		0-0-0		OVERALL		2-1-0		3-6-0		19-13-0							
11-8-0		0-3-0		0-0-0		HOME		0-0-0		2-1-0		9-4-0							
12-14-0		0-3-0		0-0-0		AWAY		2-1-0		1-5-0		9-5-0							
1-4-0		0-0-0		0-0-0		NEUTRAL		0-0-0		0-0-0		1-4-0							
7-17-0		0-6-0		0-0-0		NON-CONFERENCE		2-1-0		1-4-0		4-6-0							
3-5-0		0-3-0		0-0-0		HOME		0-0-0		0-1-0		3-1-0							
4-10-0		0-3-0		0-0-		AWAY		2-1-0		1-3-0		1-3-0							
0-2-0		0-0-0		0-0-0		NEUTRAL		0-0-0		0-0-0		0-2-0							
17-9-0		0-0-0		0-0-0		CONFERENCE		0-0-0		2-2-0		15-7-0							
8-3-0		0-0-0		0-0-0		HOME		0-0-0		2-0-0		6-3-0							
8-4-0		0-0-0		0-0-0		AWAY		0-0-0		0-2-0		8-2-0							
1-2-0		0-0-0		0-0-0		NEUTRAL		0-0-0		0-0-0		1-2-0							
RPI S	Opponent	Score		RPI S	Opponent	Score		RPI S	Opponent	Score		RPI S	Opponent	Score					
4 A	Vanderbilt	1	5					76 A	Missouri	11	7	107 A	Kentucky	10	8				
4 A	Vanderbilt	8	9					76 A	Missouri	5	1	107 A	Kentucky	1	3				
4 A	Vanderbilt	1	2					76 A	Missouri	4	11	107 A	Kentucky	3	13				
10 H	Georgia Tech	2	9									121 A	Purdue	1	12				
10 H	Georgia Tech	2	10									121 H	Purdue	3	17				
10 H	Georgia Tech	1	5									146 A	Wright St.	6	10				
												146 A	Wright St.	0	4				
												146 H	Wright St.	15	4				
												146 H	Wright St.	8	7				
												155 A	Notre Dame	5	3				
												175 N	St. Louis	1	8				
												175 N	St. Louis	7	17				
												181 H	Northern Ill.	7	9				
												202 A	Northwestern	2	3				
												202 H	Northwestern	6	3				
												239 A	Valparaiso	5	0				
												239 A	Valparaiso	2	5				
												239 A	Valparaiso	1	13				
												239 N	Valparaiso	9	11				
												252 H	Milwaukee	5	6				
												252 H	Milwaukee	1	10				
												252 H	Milwaukee	3	4				
												252 N	Milwaukee	1	0				
												270 A	Tex.-Pan American	4	5				
												270 A	Tex.-Pan American	1	9				
												272 A	Cleveland St.	9	0				
												272 A	Cleveland St.	5	2				
Non-Div. I Games:		Edgewood		10	3	St. Scholastica		6	5	Wis.-Superior		10	3	Wis.-Superior		8	1		
Ill.-Chicago																			

277	H	Youngstown St.	5	1
121	A	Purdue	1	12

RPI	S	Opponent	Score	
272	H	Cleveland St.	3	2
272	H	Cleveland St.	13	1
272	H	Cleveland St.	3	2
274	A	Butler	8	4
274	A	Butler	8	7
274	A	Butler	5	1
277	A	Youngstown St.	5	1
277	A	Youngstown St.	5	1
277	H	Youngstown St.	5	1
277	H	Youngstown St.	2	0
277	H	Youngstown St.	13	8
277	N	Youngstown St.	7	12
296	H	Chicago St.	4	1
296	H	Chicago St.	15	0

I
l
l
.
-
C
h
i
c
a
g
o

I
l
l
.
-
C
h
i
c
a
g
o

Average RPI Win: 130		WON-LOST	WINNING	LAST 15	STRENGTH OF		OPP. STRENGTH	TEAM	ADJ	CONF.	ADJ CONF.
Average RPI Loss: 143		RECORD	PCT. RANK	GAMES	SCHEDULE		OF SCHEDULE	RPI	RPI	RPI	RPI
DIV. I ONLY		28-26-0	.51852	136	11-4-0		102	137	114	.51321	118
DIV. I NON-CONF.		10-17-0	.37037	225	2-2-0		110	94	184	.47777	183
TOTALS		RPI 1-25	RPI 26-50		W-L RECORDS		RPI 51-100		RPI 101-150		RPI 150+
28-26-0		1-3-0	0-0-0		OVERALL		7-3-0		11-7-0		9-13-0
11-5-0		0-0-0	0-0-0		HOME		3-1-0		5-1-0		3-3-0
11-12-0		1-2-0	0-0-0		AWAY		1-2-0		5-4-0		4-4-0
6-9-0		0-1-0	0-0-0		NEUTRAL		3-0-0		1-2-0		2-6-0
10-17-0		1-3-0	0-0-0		NON-CONFERENCE		3-2-0		2-3-0		4-9-0
2-2-0		0-0-0	0-0-0		HOME		1-0-0		0-0-0		1-2-0
5-6-0		1-2-0	0-0-		AWAY		1-2-0		2-1-0		1-1-0
3-9-0		0-1-0	0-0-0		NEUTRAL		1-0-0		0-2-0		2-6-0
18-9-0		0-0-0	0-0-0		CONFERENCE		4-1-0		9-4-0		5-4-0
9-3-0		0-0-0	0-0-0		HOME		2-1-0		5-1-0		2-1-0
6-6-0		0-0-0	0-0-0		AWAY		0-0-0		3-3-0		3-3-0
3-0-0		0-0-0	0-0-0		NEUTRAL		2-0-0		1-0-0		0-0-0
RPI S	Opponent	Score		RPI S	Opponent	Score		RPI S	Opponent	Score	
13 N	Stanford	2	14					51 N	Kansas St.	5	3
15 A	Cal St. Fullerton	4	10					60 H	Illinois St.	14	2
15 A	Cal St. Fullerton	7	5					82 H	Michigan St.	5	8
20 A	Stetson	3	5					82 H	Michigan St.	11	8
								82 H	Michigan St.	5	2
								82 N	Michigan St.	4	1
								82 N	Michigan St.	9	1
								88 A	Western Ky.	1	3
								88 A	Western Ky.	9	5
								88 A	Western Ky.	5	13
								102 A	Penn St.	7	6
								102 A	Penn St.	4	13
								102 A	Penn St.	1	3
								111 A	Fla. Gulf Coast	6	3
								111 A	Fla. Gulf Coast	7	2
								111 A	Fla. Gulf Coast	1	5
								121 A	Purdue	1	3
								121 A	Purdue	7	4
								121 A	Purdue	7	5
								132 N	Central Mich.	6	9
								138 N	Pittsburgh	6	10
								143 H	Indiana	13	12
								143 H	Indiana	7	5
								143 H	Indiana	4	3
								148 H	Ohio St.	7	12
								148 H	Ohio St.	13	9
								148 H	Ohio St.	11	5
								148 N	Ohio St.	5	4
								151 N	West Virginia	4	5
								156 N	Cincinnati	7	3
								157 A	Southern Ill.	8	2
								157 H	Southern Ill.	0	3
								157 N	Southern Ill.	0	9
								166 H	Indiana St.	7	6
								175 N	St. Louis	7	4
								181 N	Northern Ill.	0	3
								181 N	Northern Ill.	14	15

Non-Div. I Games: Ill.-Springfield 10 4 Benedictine Hts. 6 8 Illinois Col. 7 0

Illinois

82 N Michigan St.	4	1
148 N Ohio St.	5	4

RPI	S	Opponent	Score	
185	H	Iowa	4	3
185	H	Iowa	4	7
185	H	Iowa	11	7
201	N	Columbia	3	9
202	A	Northwestern	6	3
202	A	Northwestern	2	9
202	A	Northwestern	9	4
213	A	Bradley	4	7
225	A	Michigan	9	2
225	A	Michigan	6	7
225	A	Michigan	0	3
241	H	Eastern Ill.	2	10
241	N	Eastern Ill.	1	4

I
l
l
i
n
o
i
s

I
l
l
i
n
o
i
s

Average RPI Win: 172		WON-LOST RECORD		WINNING PCT. RANK		LAST 15 GAMES		STRENGTH OF SCHEDULE		OPP. STRENGTH OF SCHEDULE		TEAM RPI		ADJ RPI		CONF. RPI		ADJ CONF. RPI		
DIV. I ONLY		35-18-0		.66038 34		10-5-0		145		172		63		.5447 60		7		7		
DIV. I NON-CONF.		21-8-0		.72414 31		2-0-0		190		250		68		.54485 67		11		11		
TOTALS		RPI 1-25		RPI 26-50		W-L RECORDS		RPI 51-100		RPI 101-150		RPI 150+								
35-18-0		1-1-0		1-2-0		OVERALL		4-6-0		9-4-0		20-5-0								
16-7-0		0-0-0		1-2-0		HOME		1-2-0		6-1-0		8-2-0								
13-8-0		1-1-0		0-0-0		AWAY		3-4-0		1-2-0		8-1-0								
6-3-0		0-0-0		0-0-0		NEUTRAL		0-0-0		2-1-0		4-2-0								
21-8-0		1-1-0		0-0-0		NON-CONFERENCE		2-2-0		5-4-0		13-1-0								
9-2-0		0-0-0		0-0-0		HOME		0-0-0		3-1-0		6-1-0								
7-5-0		1-1-0		0-0-		AWAY		2-2-0		1-2-0		3-0-0								
5-1-0		0-0-0		0-0-0		NEUTRAL		0-0-0		1-1-0		4-0-0								
14-10-0		0-0-0		1-2-0		CONFERENCE		2-4-0		4-0-0		7-4-0								
7-5-0		0-0-0		1-2-0		HOME		1-2-0		3-0-0		2-1-0								
6-3-0		0-0-0		0-0-0		AWAY		1-2-0		0-0-0		5-1-0								
1-2-0		0-0-0		0-0-0		NEUTRAL		0-0-0		1-0-0		0-2-0								
RPI S	Opponent		Score		RPI S	Opponent		Score		RPI S	Opponent		Score		RPI S	Opponent		Score		
17 A	Miami (FL)		9	2	35 H	Creighton		5	4	58 A	Belmont		3	6	112 A	Austin Peay		4	5	
17 A	Miami (FL)		4	5	35 H	Creighton		5	6	58 A	Belmont		3	1	112 H	Austin Peay		9	2	
					35 H	Creighton		2	8	58 A	Belmont		9	4	112 H	Austin Peay		2	3	
										58 A	Belmont		4	5	112 H	Austin Peay		6	2	
										64 H	Missouri St.		3	6	118 A	Illinois		2	14	
										64 H	Missouri St.		3	10	121 A	Purdue		5	4	
										64 H	Missouri St.		8	3	125 H	Evansville		7	1	
										71 A	Wichita St.		9	4	125 H	Evansville		9	4	
										71 A	Wichita St.		1	6	125 H	Evansville		4	3	
										71 A	Wichita St.		1	5	125 N	Evansville		4	3	
															142 N	Xavier		7	6	
															148 H	Ohio St.		12	1	
															149 N	Miami (OH)		1	8	
															157 A	Southern Ill.		2	4	
															157 A	Southern Ill.		8	2	
															157 A	Southern Ill.		11	9	
															166 H	Indiana St.		4	1	
															166 H	Indiana St.		8	2	
															166 H	Indiana St.		1	3	
															166 N	Indiana St.		2	5	
															166 N	Indiana St.		6	7	
						LAST 15 GAMES									180 H	SIU Edwardsville		8	2	
						166 N	Indiana St.		6	7	157 A	Southern Ill.		8	2	181 A	Northern Ill.		7	4
						125 N	Evansville		4	3	157 A	Southern Ill.		11	9	181 H	Northern Ill.		1	4
						166 N	Indiana St.		2	5	157 A	Southern Ill.		2	4	213 A	Bradley		12	2
						125 H	Evansville		4	3						213 A	Bradley		4	1
						125 H	Evansville		7	1						213 A	Bradley		12	7

Non-Div. I Games: Minn. St. Mankato 3 2

Illinois St.

125	H	Evansville	9	4
250	A	Western Ill.	9	4

RPI	S	Opponent	Score	
241	A	Eastern Ill.	5	2
249	N	North Dakota St.	10	3
250	A	Western Ill.	9	4
251	H	Oakland	6	2
252	N	Milwaukee	13	8
252	N	Milwaukee	13	3
256	N	Bowling Green	18	10
296	H	Chicago St.	15	4
296	H	Chicago St.	17	2
296	H	Chicago St.	18	2
296	H	Chicago St.	6	1

I
l
l
i
n
o
i
s
s
t
.

I
l
l
i
n
o
i
s
s
t
.

Average RPI Win:		160	WON-LOST RECORD		WINNING PCT. RANK		LAST 15 GAMES		STRENGTH OF SCHEDULE		OPP. STRENGTH OF SCHEDULE		TEAM RPI		ADJ RPI		CONF. RPI		ADJ CONF. RPI				
DIV. I ONLY			28-25-0		.5283 127		5-10-0		187		143		147		.50269 143		16		16				
DIV. I NON-CONF.			17-12-0		.58621 95		0-3-0		169		146		109		.52004 108		17		17				
TOTALS		RPI 1-25		RPI 26-50		W-L RECORDS		RPI 51-100		RPI 101-150		RPI 150+											
28-25-0		0-1-0		2-0-0		OVERALL		5-2-0		6-16-0		15-6-0											
9-8-0		0-0-0		0-0-0		HOME		3-1-0		2-6-0		4-1-0											
11-10-0		0-0-0		1-0-0		AWAY		2-0-0		2-8-0		6-2-0											
8-7-0		0-1-0		1-0-0		NEUTRAL		0-1-0		2-2-0		5-3-0											
17-12-0		0-1-0		2-0-0		NON-CONFERENCE		2-2-0		4-6-0		9-3-0											
2-3-0		0-0-0		0-0-0		HOME		0-1-0		0-2-0		2-0-0											
7-2-0		0-0-0		1-0-		AWAY		2-0-0		2-2-0		2-0-0											
8-7-0		0-1-0		1-0-0		NEUTRAL		0-1-0		2-2-0		5-3-0											
11-13-0		0-0-0		0-0-0		CONFERENCE		3-0-0		2-10-0		6-3-0											
7-5-0		0-0-0		0-0-0		HOME		3-0-0		2-4-0		2-1-0											
4-8-0		0-0-0		0-0-0		AWAY		0-0-0		0-6-0		4-2-0											
0-0-0		0-0-0		0-0-0		NEUTRAL		0-0-0		0-0-0		0-0-0											
RPI	S	Opponent		Score		RPI	S	Opponent		Score		RPI	S	Opponent		Score							
25	N	Oregon St.		5	7	32	N	Connecticut		3	1	79	N	Virginia Tech		2	4						
						44	A	Coastal Caro.		2	1	82	H	Michigan St.		8	6						
												82	H	Michigan St.		7	4						
												82	H	Michigan St.		13	12						
												85	A	A&M-Corpus Christi		14	3						
												97	A	Louisville		5	3						
												97	H	Louisville		4	8						
														107 A Kentucky		5	8						
														116 A Tennessee		6	3						
														118 A Illinois		5	7						
														118 A Illinois		12	13						
														118 A Illinois		3	4						
														121 A Purdue		5	14						
														121 A Purdue		4	5						
														121 A Purdue		2	6						
														125 A Evansville		6	5						
														125 H Evansville		5	7						
														128 H Minnesota		2	3						
														128 H Minnesota		2	5						
														128 H Minnesota		1	12						
														132 N Central Mich.		0	3						
														138 N Pittsburgh		9	2						
														139 N Boston College		1	6						
														142 N Xavier		7	6						
														148 H Ohio St.		10	9						
														148 H Ohio St.		5	3						
														148 H Ohio St.		1	6						
														149 A Miami (OH)		1	6						
														149 H Miami (OH)		3	10						
														152 N Jacksonville St.		7	6						
														166 A Indiana St.		6	4						
														166 H Indiana St.		6	3						
														170 N Dartmouth		10	7						
														179 N Bucknell		4	5						
LAST 15 GAMES																							
118 A Illinois						5	7	107 A Kentucky						5	8	152 N Jacksonville St.						7	6
118 A Illinois						12	13	202 H Northwestern						8	2	166 A Indiana St.						6	4
118 A Illinois						3	4	202 H Northwestern						6	9	166 H Indiana St.						6	3
97 H Louisville						4	8									170 N Dartmouth						10	7
82 H Michigan St.						7	4									179 N Bucknell						4	5

Non-Div. I Games:	Northern Ky.	7	3	Shawnee St.	12	8
--------------------------	---------------------	----------	----------	--------------------	-----------	----------

Indiana

82 H Michigan St.	13	12
82 H Michigan St.	8	6

RPI	S	Opponent	Score	
185	A	Iowa	6	0
185	A	Iowa	1	2
185	A	Iowa	2	1
187	N	Army	10	12
202	H	Northwestern	5	0
202	H	Northwestern	6	9
202	H	Northwestern	8	2
213	N	Bradley	2	6
225	A	Michigan	10	3
225	A	Michigan	12	5
225	A	Michigan	2	3
235	N	Massachusetts	11	10
238	A	Ball St.	10	2
257	N	Akron	4	1
279	H	Morehead St.	5	1
279	N	Morehead St.	6	5

I
n
d
i
a
n
a

I
n
d
i
a
n
a

Average RPI Win:	173	WON-LOST RECORD	WINNING PCT. RANK	LAST 15 GAMES		STRENGTH OF SCHEDULE	OPP. STRENGTH OF SCHEDULE	TEAM RPI	ADJ RPI	CONF. RPI	ADJ CONF. RPI
DIV. I ONLY		25-28-0	.4717 171	7-8-0		123	162	161	.49336 166	7	7
DIV. I NON-CONF.		14-13-0	.51852 147	0-1-0		237	237	192	.4719 197	11	11
<hr/>											
TOTALS	RPI 1-25	RPI 26-50		W-L RECORDS		RPI 51-100		RPI 101-150		RPI 150+	
25-28-0	0-0-0	0-6-0		OVERALL		6-8-0		2-4-0		17-10-0	
13-11-0	0-0-0	0-3-0		HOME		0-0-0		2-2-0		11-6-0	
9-15-0	0-0-0	0-3-0		AWAY		3-6-0		0-2-0		6-4-0	
3-2-0	0-0-0	0-0-0		NEUTRAL		3-2-0		0-0-0		0-0-0	
14-13-0	0-0-0	0-3-0		NON-CONFERENCE		0-0-0		0-3-0		14-7-0	
8-4-0	0-0-0	0-0-0		HOME		0-0-0		0-1-0		8-3-0	
6-9-0	0-0-0	0-0-		AWAY		0-0-0		0-2-0		6-4-0	
0-0-0	0-0-0	0-0-0		NEUTRAL		0-0-0		0-0-0		0-0-0	
11-15-0	0-0-0	0-3-0		CONFERENCE		6-8-0		2-1-0		3-3-0	
5-7-0	0-0-0	0-3-0		HOME		0-0-0		2-1-0		3-3-0	
3-6-0	0-0-0	0-0-0		AWAY		3-6-0		0-0-0		0-0-0	
3-2-0	0-0-0	0-0-0		NEUTRAL		3-2-0		0-0-0		0-0-0	
RPI S	Opponent	Score	RPI S	Opponent	Score	RPI S	Opponent	Score	RPI S	Opponent	Score
			35 H	Creighton	5 9	60 A	Illinois St.	2 8	118 A	Illinois	6 7
			35 H	Creighton	0 4	60 A	Illinois St.	3 1	125 H	Evansville	4 1
			35 H	Creighton	5 6	60 A	Illinois St.	1 4	125 H	Evansville	9 10
			41 A	Dallas Baptist	12 20	60 N	Illinois St.	5 2	125 H	Evansville	6 3
			41 A	Dallas Baptist	6 9	60 N	Illinois St.	7 6	143 A	Indiana	3 6
			41 A	Dallas Baptist	1 6	64 A	Missouri St.	7 6	143 H	Indiana	4 6
						64 A	Missouri St.	1 4	157 H	Southern Ill.	2 5
						64 A	Missouri St.	2 14	157 H	Southern Ill.	7 9
						71 A	Wichita St.	1 6	157 H	Southern Ill.	4 1
						71 A	Wichita St.	6 0	162 A	Central Ark.	8 0
						71 A	Wichita St.	0 1	162 A	Central Ark.	5 6
						71 N	Wichita St.	0 9	162 A	Central Ark.	5 2
						71 N	Wichita St.	7 6	162 A	Central Ark.	10 5
						71 N	Wichita St.	3 7	180 A	SIU Edwardsville	9 10
									180 A	SIU Edwardsville	2 4
									180 H	SIU Edwardsville	3 0
									189 H	Western Mich.	2 4
									189 H	Western Mich.	2 3
									213 H	Bradley	8 9
									213 H	Bradley	11 8
									213 H	Bradley	5 3
			LAST 15 GAMES						223 A	UT Martin	10 7
			71 N	Wichita St.	0 9	157 H	Southern Ill.	4 1	223 A	UT Martin	8 9
			71 N	Wichita St.	7 6	71 A	Wichita St.	1 6	223 A	UT Martin	11 3
			60 N	Illinois St.	7 6	71 A	Wichita St.	6 0	238 H	Ball St.	5 3
			71 N	Wichita St.	3 7				239 A	Valparaiso	3 2
			60 N	Illinois St.	5 2				241 H	Eastern Ill.	5 2
Non-Div. I Games:	Rockhurst	4 3	Rockhurst	2 1	Rockhurst	14 0	Ill.-Springfield	13 1	Indiana St.		

Indiana St.

157 H Southern Ill.	7	9
157 H Southern Ill.	2	5

Through Games Of 2011 Final

RPI	S	Opponent	Score	
250	H	Western Ill.	6	10
250	H	Western Ill.	7	3
254	H	Eastern Ky.	10	3
254	H	Eastern Ky.	14	5
254	H	Eastern Ky.	1	0
274	H	Butler	15	3

Indiana St.

I
n
d
i
a
n
a
S
t
.

I
n
d
i
a
n
a
S
t
.

Average RPI Win:	215	WON-LOST RECORD	WINNING PCT. RANK	LAST 15 GAMES	STRENGTH OF SCHEDULE	OPP. STRENGTH OF SCHEDULE	TEAM RPI	ADJ RPI	CONF. RPI	ADJ CONF. RPI	
Average RPI Loss:	179										
DIV. I ONLY	17-34-0	.33333	260	5-10-0	203	261	256	.43918	253	22	22
DIV. I NON-CONF.	10-17-0	.37037	225	2-1-0	176	282	229	.45224	227	22	22
<hr/>											
TOTALS	RPI 1-25	RPI 26-50		W-L RECORDS		RPI 51-100		RPI 101-150		RPI 150+	
17-34-0	0-0-0	0-0-0		OVERALL		2-2-0		1-10-0		14-22-0	
4-9-0	0-0-0	0-0-0		HOME		0-1-0		0-3-0		4-5-0	
13-22-0	0-0-0	0-0-0		AWAY		2-1-0		1-7-0		10-14-0	
0-3-0	0-0-0	0-0-0		NEUTRAL		0-0-0		0-0-0		0-3-0	
<hr/>											
10-17-0	0-0-0	0-0-0		NON-CONFERENCE		2-2-0		0-2-0		8-13-0	
0-1-0	0-0-0	0-0-0		HOME		0-1-0		0-0-0		0-0-0	
10-13-0	0-0-0	0-0-		AWAY		2-1-0		0-2-0		8-10-0	
0-3-0	0-0-0	0-0-0		NEUTRAL		0-0-0		0-0-0		0-3-0	
<hr/>											
7-17-0	0-0-0	0-0-0		CONFERENCE		0-0-0		1-8-0		6-9-0	
4-8-0	0-0-0	0-0-0		HOME		0-0-0		0-3-0		4-5-0	
3-9-0	0-0-0	0-0-0		AWAY		0-0-0		1-5-0		2-4-0	
0-0-0	0-0-0	0-0-0		NEUTRAL		0-0-0		0-0-0		0-0-0	
<hr/>											
RPI	S	Opponent	Score	RPI	S	Opponent	Score	RPI	S	Opponent	Score
						52 A St. John's (NY)	14 4			105 A Marist	1 3
						83 A Stony Brook	2 5			105 A Marist	4 10
						83 A Stony Brook	10 4			105 A Marist	2 6
						86 H Sacred Heart	6 14			109 H Manhattan	4 5
										109 H Manhattan	5 6
										109 H Manhattan	1 7
										114 A Rider	6 9
										114 A Rider	1 10
										114 A Rider	7 2
										117 A Monmouth	1 8
										117 A Monmouth	1 12
										152 A Fordham	5 9
										152 N Fordham	1 3
										152 N Fordham	9 10
										152 N Fordham	2 7
										191 H Siena	1 2
										191 H Siena	9 8
										191 H Siena	4 3
										197 A Central Conn. St.	5 7
										203 A Fairfield	5 6
										203 A Fairfield	3 1
										203 A Fairfield	4 11
										215 A S.C. Upstate	5 9
										216 A Wofford	7 15
										216 A Wofford	3 7
										220 A St. Joseph's	4 3
										221 H Canisius	0 9

Non-Div. I Games:

Iona

105 A Marist	4	10
203 A Fairfield	4	11

RPI	S	Opponent	Score	
221	H	Canisius	12	17
221	H	Canisius	4	13
233	A	Lehigh	4	5
233	A	Lehigh	3	6
233	A	Lehigh	11	9
233	A	Lehigh	7	5
236	A	Villanova	13	3
245	A	Wagner	3	10
261	A	George Washington	3	2
261	A	George Washington	6	1
261	A	George Washington	6	3
267	A	Temple	4	5
269	H	St. Peter's	13	1
269	H	St. Peter's	3	6
269	H	St. Peter's	16	3
283	A	Niagara	5	2
283	A	Niagara	2	4
283	A	Niagara	5	7
291	A	Hartford	16	6
293	A	NJIT	6	12

Average RPI Win: 144		WON-LOST RECORD		WINNING PCT. RANK		LAST 15 GAMES		STRENGTH OF SCHEDULE		OPP. STRENGTH OF SCHEDULE		TEAM RPI		ADJ RPI		CONF. RPI		ADJ CONF. RPI	
DIV. I ONLY		19-32-0		.37255 241		5-10-0		85		158		186		.4815 185		16		16	
DIV. I NON-CONF.		10-17-0		.37037 225		0-3-0		92		153		177		.48248 176		17		17	
TOTALS		RPI 1-25		RPI 26-50		W-L RECORDS		RPI 51-100		RPI 101-150		RPI 150+							
19-32-0		2-0-0		0-3-0		OVERALL		2-7-0		8-15-0		7-7-0							
6-13-0		0-0-0		0-1-0		HOME		1-2-0		3-4-0		2-6-0							
7-12-0		2-0-0		0-2-0		AWAY		0-1-0		4-9-0		1-0-0							
6-7-0		0-0-0		0-0-0		NEUTRAL		1-4-0		1-2-0		4-1-0							
10-17-0		2-0-0		0-3-0		NON-CONFERENCE		1-5-0		1-4-0		6-5-0							
1-6-0		0-0-0		0-1-0		HOME		0-0-0		0-1-0		1-4-0							
3-4-0		2-0-0		0-0-0		AWAY		0-1-0		0-1-0		1-0-0							
6-7-0		0-0-0		0-0-0		NEUTRAL		1-4-0		1-2-0		4-1-0							
9-15-0		0-0-0		0-0-0		CONFERENCE		1-2-0		7-11-0		1-2-0							
5-7-0		0-0-0		0-0-0		HOME		1-2-0		3-3-0		1-2-0							
4-8-0		0-0-0		0-0-0		AWAY		0-0-0		4-8-0		0-0-0							
0-0-0		0-0-0		0-0-0		NEUTRAL		0-0-0		0-0-0		0-0-0							
RPI S	Opponent	Score		RPI S	Opponent	Score		RPI S	Opponent	Score		RPI S	Opponent	Score					
18 A	Mississippi St.	7	6	35 H	Creighton	3	5	57 N	Seton Hall	0	2	102 H	Penn St.	11	4				
18 A	Mississippi St.	5	3	50 A	Texas Tech	7	9	69 A	Nebraska	3	7	102 H	Penn St.	2	3				
				50 A	Texas Tech	4	6	75 N	Gonzaga	2	7	102 H	Penn St.	2	1				
								75 N	Gonzaga	1	9	106 A	Kansas	2	5				
								82 H	Michigan St.	2	7	106 H	Kansas	5	12				
								82 H	Michigan St.	1	7	118 A	Illinois	7	4				
								82 H	Michigan St.	19	7	118 A	Illinois	7	11				
								85 N	A&M-Corpus Christi	10	9	118 A	Illinois	3	4				
								85 N	A&M-Corpus Christi	4	5	119 N	Georgia St.	6	10				
												119 N	Georgia St.	3	2				
												121 A	Purdue	2	5				
												121 A	Purdue	2	6				
												121 A	Purdue	3	6				
												128 A	Minnesota	7	1				
												128 A	Minnesota	4	5				
												128 A	Minnesota	0	1				
												138 N	Pittsburgh	2	3				
												143 H	Indiana	1	2				
												143 H	Indiana	2	1				
												143 H	Indiana	0	6				
												148 A	Ohio St.	4	10				
												148 A	Ohio St.	9	8				
												148 A	Ohio St.	7	0				
												151 N	West Virginia	0	5				
												155 N	Notre Dame	4	3				
												155 N	Notre Dame	11	2				
												159 H	South Dakota St.	4	7				
LAST 15 GAMES				121 A	Purdue	2	5	102 H	Penn St.	2	1	148 A	Ohio St.	7	0				
				121 A	Purdue	2	6	102 H	Penn St.	2	3	151 N	West Virginia	0	5				
				121 A	Purdue	3	6	102 H	Penn St.	11	4	155 N	Notre Dame	4	3				
				35 H	Creighton	3	5					155 N	Notre Dame	11	2				
				148 A	Ohio St.	4	10					159 H	South Dakota St.	4	7				

Non-Div. I Games: Coe 14 1

Iowa

148	A	Ohio St.	9	8
148	A	Ohio St.	7	0

RPI	S	Opponent	Score	
159	H	South Dakota St.	5	10
225	H	Michigan	13	7
225	H	Michigan	1	2
225	H	Michigan	2	5
243	N	Southern Utah	8	3
250	A	Western Ill.	6	2
250	H	Western Ill.	5	4
250	H	Western Ill.	2	4
250	N	Western Ill.	14	8
252	H	Milwaukee	3	4

Average RPI Win:	276	WON-LOST RECORD	WINNING PCT. RANK	LAST 15 GAMES	STRENGTH OF SCHEDULE	OPP. STRENGTH OF SCHEDULE	TEAM RPI	ADJ RPI	CONF. RPI	ADJ CONF. RPI
DIV. I ONLY	228	22-25-0	.46809 172	7-8-0	299	294	284	.39644 285	30	30
DIV. I NON-CONF.		4-6-0	.4 204	0-1-0	284	279	271	.41821 270	30	31
<hr/>										
TOTALS	RPI 1-25	RPI 26-50		W-L RECORDS	RPI 51-100		RPI 101-150		RPI 150+	
22-25-0	0-0-0	0-1-0		OVERALL	0-3-0		0-0-0		22-21-0	
10-9-0	0-0-0	0-0-0		HOME	0-1-0		0-0-0		10-8-0	
10-14-0	0-0-0	0-1-0		AWAY	0-2-0		0-0-0		10-11-0	
2-2-0	0-0-0	0-0-0		NEUTRAL	0-0-0		0-0-0		2-2-0	
4-6-0	0-0-0	0-1-0		NON-CONFERENCE	0-3-0		0-0-0		4-2-0	
2-1-0	0-0-0	0-0-0		HOME	0-1-0		0-0-0		2-0-0	
2-5-0	0-0-0	0-0-		AWAY	0-2-0		0-0-0		2-2-0	
0-0-0	0-0-0	0-0-0		NEUTRAL	0-0-0		0-0-0		0-0-0	
18-19-0	0-0-0	0-0-0		CONFERENCE	0-0-0		0-0-0		18-19-0	
8-8-0	0-0-0	0-0-0		HOME	0-0-0		0-0-0		8-8-0	
8-9-0	0-0-0	0-0-0		AWAY	0-0-0		0-0-0		8-9-0	
2-2-0	0-0-0	0-0-0		NEUTRAL	0-0-0		0-0-0		2-2-0	
RPI S Opponent	Score	RPI S Opponent	Score	RPI S Opponent	Score	RPI S Opponent	Score	RPI S Opponent	Score	
		42 A Ole Miss	0 8			77 A Tulane	1 9	184 A La.-Monroe	0 8	
						99 A South Ala.	2 4	184 H La.-Monroe	7 6	
						99 H South Ala.	3 6	217 A Southern U.	5 7	
								217 H Southern U.	3 4	
								217 N Southern U.	9 14	
								217 N Southern U.	6 13	
								229 A Alcorn St.	4 5	
								229 A Alcorn St.	7 5	
								229 A Alcorn St.	13 1	
								229 H Alcorn St.	2 6	
								229 H Alcorn St.	5 6	
								229 H Alcorn St.	1 4	
								258 A Grambling	10 11	
								258 H Grambling	5 3	
								264 N Prairie View	6 2	
								264 N Prairie View	6 3	
								268 A Texas Southern	6 8	
								268 A Texas Southern	2 3	
								268 A Texas Southern	6 3	
								280 A Mississippi Val.	4 5	
								280 A Mississippi Val.	2 1	
		LAST 15 GAMES						280 A Mississippi Val.	16 9	
		217 N Southern U.	9 14	298 A Alabama A&M	18 6	280 H Mississippi Val.	4 8	280 H Mississippi Val.	4 8	
		264 N Prairie View	6 2	280 H Mississippi Val.		280 H Mississippi Val.		280 H Mississippi Val.	5 4	
		217 N Southern U.	6 13	280 H Mississippi Val.	8 7	280 H Mississippi Val.		280 H Mississippi Val.	8 7	
		264 N Prairie View	6 3					287 A Ark.-Pine Bluff	4 14	
		258 A Grambling	10 11					287 H Ark.-Pine Bluff	1 3	
<hr/>										
Non-Div. I Games:	Concordia-Selma	11 0	Tougaloo	17 3	Concordia-Selma	8 3	Concordia-Selma	6 0	Jackson St.	
	Concordia-Selma	3 4	Tougaloo	15 2						

Jackson St.

298	A	Alabama A&M	4	1
298	A	Alabama A&M	2	4

Through Games Of 2011 Final

RPI	S	Opponent	Score	
294	A	Florida A&M	7	3
294	A	Florida A&M	1	6
294	A	Florida A&M	13	2
294	H	Florida A&M	13	4
295	A	Alabama St.	3	4
295	A	Alabama St.	8	0
295	H	Alabama St.	3	7
295	H	Alabama St.	9	1
295	H	Alabama St.	10	4
295	H	Alabama St.	8	2
298	A	Alabama A&M	4	1
298	A	Alabama A&M	18	6
298	A	Alabama A&M	2	4
298	H	Alabama A&M	25	1
298	H	Alabama A&M	11	5
298	H	Alabama A&M	5	6

Jackson St.

J
a
c
k
s
o
n
s
t
.

J
a
c
k
s
o
n
s
t
.

Jacksonville

Through Games Of 2011 Final

Average RPI Win:		131	WON-LOST RECORD		WINNING PCT. RANK	LAST 15 GAMES	STRENGTH OF SCHEDULE		OPP. STRENGTH OF SCHEDULE	TEAM RPI	ADJ RPI	CONF. RPI	ADJ CONF. RPI				
DIV. I ONLY			37-24-0		.60656	66	8-7-0		47	99	46	.55443	46	8	9		
DIV. I NON-CONF.			16-11-0		.59259	93	5-2-0		49	117	57	.55249	57	9	9		
TOTALS		RPI 1-25		RPI 26-50		W-L RECORDS		RPI 51-100		RPI 101-150		RPI 150+					
37-24-0		3-6-0		3-1-0		OVERALL		13-10-0		6-4-0		12-3-0					
20-10-0		1-3-0		0-0-0		HOME		5-2-0		3-2-0		11-3-0					
14-10-0		1-1-0		2-1-0		AWAY		8-6-0		2-2-0		1-0-0					
3-4-0		1-2-0		1-0-0		NEUTRAL		0-2-0		1-0-0		0-0-0					
16-11-0		1-4-0		0-0-0		NON-CONFERENCE		7-5-0		2-2-0		6-0-0					
11-4-0		0-1-0		0-0-0		HOME		5-2-0		1-1-0		5-0-0					
4-5-0		1-1-0		0-0-		AWAY		2-3-0		0-1-0		1-0-0					
1-2-0		0-2-0		0-0-0		NEUTRAL		0-0-0		1-0-0		0-0-0					
21-13-0		2-2-0		3-1-0		CONFERENCE		6-5-0		4-2-0		6-3-0					
9-6-0		1-2-0		0-0-0		HOME		0-0-0		2-1-0		6-3-0					
10-5-0		0-0-0		2-1-0		AWAY		6-3-0		2-1-0		0-0-0					
2-2-0		1-0-0		1-0-0		NEUTRAL		0-2-0		0-0-0		0-0-0					
RPI	S	Opponent		Score		RPI	S	Opponent		Score		RPI	S	Opponent		Score	
2	A	Florida		11	2	39	A	East Tenn. St.		14	10	56	A	Mercer		6	5
6	A	Florida St.		3	5	39	A	East Tenn. St.		12	3	56	A	Mercer		9	6
6	H	Florida St.		5	8	39	A	East Tenn. St.		8	10	56	A	Mercer		7	6
17	N	Miami (FL)		3	6	39	N	East Tenn. St.		2	1	56	N	Mercer		1	2
17	N	Miami (FL)		2	7							56	N	Mercer		0	1
20	H	Stetson		4	9							58	A	Belmont		13	2
20	H	Stetson		6	14							58	A	Belmont		1	5
20	H	Stetson		10	4							58	A	Belmont		8	6
20	N	Stetson		5	3							62	A	Col. of Charleston		4	8
												62	H	Col. of Charleston		5	9
												67	H	Samford		8	7
												67	H	Samford		11	4
												67	H	Samford		4	0
												67	H	Samford		6	1
												80	A	Ga. Southern		7	20
												80	H	Ga. Southern		4	2
												95	A	Kennesaw St.		8	10
												95	A	Kennesaw St.		3	5
												95	A	Kennesaw St.		11	7
												96	H	South Fla.		4	9
						LAST 15 GAMES											
						17	N	Miami (FL)		3	6						
						109	N	Manhattan		5	4						
						17	N	Miami (FL)		2	7						
						56	N	Mercer		0	1						
						20	N	Stetson		5	3						
												</					

Non-Div. I Games:

Jacksonville

Average RPI Win:	198	WON-LOST RECORD	WINNING PCT. RANK	LAST 15 GAMES	STRENGTH OF SCHEDULE	OPP. STRENGTH OF SCHEDULE	TEAM RPI	ADJ RPI	CONF. RPI	ADJ CONF. RPI		
DIV. I ONLY		36-23-0	.61017	63	9-6-0	255	173	152	.50043	152	23	23
DIV. I NON-CONF.		19-12-0	.6129	86	0-2-0	218	76	117	.51469	118	21	20
<hr/>												
TOTALS	RPI 1-25	RPI 26-50		W-L RECORDS		RPI 51-100		RPI 101-150		RPI 150+		
36-23-0	0-0-0	2-3-0		OVERALL		2-6-0		4-6-0		28-8-0		
21-7-0	0-0-0	2-0-0		HOME		2-2-0		1-2-0		16-3-0		
9-12-0	0-0-0	0-3-0		AWAY		0-4-0		1-1-0		8-4-0		
6-4-0	0-0-0	0-0-0		NEUTRAL		0-0-0		2-3-0		4-1-0		
<hr/>												
19-12-0	0-0-0	2-3-0		NON-CONFERENCE		2-6-0		0-1-0		15-2-0		
13-3-0	0-0-0	2-0-0		HOME		2-2-0		0-0-0		9-1-0		
3-7-0	0-0-0	0-0-		AWAY		0-4-0		0-0-0		3-0-0		
3-2-0	0-0-0	0-0-0		NEUTRAL		0-0-0		0-1-0		3-1-0		
<hr/>												
17-11-0	0-0-0	0-0-0		CONFERENCE		0-0-0		4-5-0		13-6-0		
8-4-0	0-0-0	0-0-0		HOME		0-0-0		1-2-0		7-2-0		
6-5-0	0-0-0	0-0-0		AWAY		0-0-0		1-1-0		5-4-0		
3-2-0	0-0-0	0-0-0		NEUTRAL		0-0-0		2-2-0		1-0-0		
<hr/>												
RPI	S	Opponent	Score	RPI	S	Opponent	Score	RPI	S	Opponent	Score	
				33	A	Alabama	5 9	67	A	Samford	4 7	
				43	A	Auburn	4 9	67	H	Samford	5 2	
				43	H	Auburn	5 4	74	A	UAB	1 6	
				49	A	Troy	7 8	74	A	UAB	2 4	
				49	H	Troy	7 6	74	H	UAB	13 10	
								74	H	UAB	11 14	
								95	A	Kennesaw St.	6 14	
								95	H	Kennesaw St.	6 9	
							</					

Non-Div. I Games:

Jacksonville St.

Jacksonville St.

279	H	Morehead St.	6	3
279	H	Morehead St.	7	6

Through Games Of 2011 Final

RPI	S	Opponent	Score	
223	H	UT Martin	3	9
223	H	UT Martin	7	4
223	N	UT Martin	9	8
241	A	Eastern Ill.	5	4
241	A	Eastern Ill.	4	7
241	A	Eastern Ill.	3	4
254	H	Eastern Ky.	1	4
254	H	Eastern Ky.	13	6
254	H	Eastern Ky.	2	1
265	A	Murray St.	10	9
265	A	Murray St.	20	7
265	A	Murray St.	6	12
279	H	Morehead St.	7	6
279	H	Morehead St.	6	3
279	H	Morehead St.	7	4
282	H	Harvard	5	4
282	H	Harvard	5	4
282	H	Harvard	8	4
282	H	Harvard	6	1

Jacksonville St.

J
a
c
k
s
o
n
v
i
l
l
e
s
t
.

J
a
c
k
s
o
n
v
i
l
l
e
s
t
.

Average RPI Win: 164		WON-LOST RECORD		WINNING PCT. RANK		LAST 15 GAMES		STRENGTH OF SCHEDULE		OPP. STRENGTH OF SCHEDULE		TEAM RPI		ADJ RPI		CONF. RPI		ADJ CONF. RPI	
DIV. I ONLY		42-19-0		.68852 20		11-4-0		116		154		45		.55247 48		18		18	
DIV. I NON-CONF.		18-10-0		.64286 63		2-4-0		71		123		46		.55637 50		18		18	
TOTALS		RPI 1-25		RPI 26-50		W-L RECORDS		RPI 51-100		RPI 101-150		RPI 150+							
42-19-0		0-3-0		1-0-0		OVERALL		8-4-0		7-4-0		26-8-0							
21-8-0		0-0-0		0-0-0		HOME		3-1-0		4-4-0		14-3-0							
17-11-0		0-3-0		0-0-0		AWAY		5-3-0		1-0-0		11-5-0							
4-0-0		0-0-0		1-0-0		NEUTRAL		0-0-0		2-0-0		1-0-0							
18-10-0		0-3-0		1-0-0		NON-CONFERENCE		4-4-0		3-0-0		10-3-0							
11-3-0		0-0-0		0-0-0		HOME		0-1-0		2-0-0		9-2-0							
5-7-0		0-3-0		0-0-		AWAY		4-3-0		1-0-0		0-1-0							
2-0-0		0-0-0		1-0-0		NEUTRAL		0-0-0		0-0-0		1-0-0							
24-9-0		0-0-0		0-0-0		CONFERENCE		4-0-0		4-4-0		16-5-0							
10-5-0		0-0-0		0-0-0		HOME		3-0-0		2-4-0		5-1-0							
12-4-0		0-0-0		0-0-0		AWAY		1-0-0		0-0-0		11-4-0							
2-0-0		0-0-0		0-0-0		NEUTRAL		0-0-0		2-0-0		0-0-0							
RPI	S	Opponent		Score		RPI	S	Opponent		Score		RPI	S	Opponent		Score			
1	A	North Carolina		0	14	38	N	FIU		11	7	79	A	Virginia Tech		4	8		
1	A	North Carolina		3	9							79	A	Virginia Tech		7	5		
3	A	Virginia		3	7							84	A	Liberty		16	12		
												91	A	VMI		4	10		
												91	H	VMI		2	8		
												94	A	UNC Greensboro		17	7		
												94	A	UNC Greensboro		12	8		
												94	A	UNC Greensboro		3	4		
												100	A	UNC Wilmington		13	7		
												100	H	UNC Wilmington		12	2		
												100	H	UNC Wilmington		6	5		
												100	H	UNC Wilmington		9	6		
												104	H	Radford		12	5		
												113	A	Maryland		6	1		
												113	H	Maryland		13	12		
												119	H	Georgia St.		6	9		
												119	H	Georgia St.		3	16		
												119	H	Georgia St.		9	6		
												119	N	Georgia St.		4	0		
												127	H	Old Dominion		8	10		
												127	H	Old Dominion		13	2		
												127	H	Old Dominion		4	5		
												127	N	Old Dominion		10	1		
												154	N	Maine		5	2		
												161	A	Delaware		4	5		
												161	A	Delaware		5	10		
												161	A	Delaware		12	11		
												168	A	William & Mary		5	4		
												168	A	William & Mary		5	3		
												168	A	William & Mary		6	4		
												179	H	Bucknell		37	7		
												179	H	Bucknell		9	2		
												179	H	Bucknell		19	12		
												179	H	Bucknell		26	15		
												182	H	Towson		7	3		
												182	H	Towson		13	9		
												182	H	Towson		11	1		
												192	A	VCU		4	1		
												192	A	VCU		2	4		
LAST 15 GAMES				1	A	North Carolina		3	9	232	A	Northeastern		4	2	182	H	Towson	
				154	N	Maine		5	2	232	A	Northeastern		5	0	182	H	Towson	
				1	A	North Carolina		0	14	232	A	Northeastern		5	0	182	H	Towson	
				38	N	FIU		11	7							192	A	VCU	
				127	N	Old Dominion		10	1							192	A	VCU	

Non-Div. I Games:

James Madison

100	A	UNC Wilmington	13	7
119	N	Georgia St.	4	0

RPI	S	Opponent	Score	
192	A	VCU	12	8
205	H	Hofstra	13	12
205	H	Hofstra	21	8
205	H	Hofstra	3	4
224	H	Le Moyne	14	7
224	H	Le Moyne	16	8
224	H	Le Moyne	4	1
224	H	Le Moyne	7	11
232	A	Northeastern	5	0
232	A	Northeastern	4	2
232	A	Northeastern	5	0
242	A	Longwood	8	9
242	H	Longwood	4	6
244	A	George Mason	10	8
244	A	George Mason	5	9
244	A	George Mason	11	9
263	H	Cornell	6	4
263	H	Cornell	13	12

Average RPI Win:	142	WON-LOST RECORD	WINNING PCT. RANK	LAST 15 GAMES	STRENGTH OF SCHEDULE	OPP. STRENGTH OF SCHEDULE	TEAM RPI	ADJ RPI	CONF. RPI	ADJ CONF. RPI		
DIV. I ONLY		25-30-0	.45455	187	6-9-0	43	57	105	.51986	106	3	3
DIV. I NON-CONF.		15-12-0	.55556	116	6-0-0	126	225	116	.51681	114	4	4
<hr/>												
TOTALS	RPI 1-25	RPI 26-50		W-L RECORDS		RPI 51-100		RPI 101-150		RPI 150+		
25-30-0	2-9-0	4-10-0		OVERALL		7-8-0		1-3-0		11-0-0		
18-11-0	1-2-0	4-3-0		HOME		3-4-0		1-2-0		9-0-0		
5-16-0	1-6-0	0-7-0		AWAY		3-3-0		0-0-0		1-0-0		
2-3-0	0-1-0	0-0-0		NEUTRAL		1-1-0		0-1-0		1-0-0		
15-12-0	1-4-0	0-2-0		NON-CONFERENCE		2-3-0		1-3-0		11-0-0		
11-4-0	0-0-0	0-1-0		HOME		1-1-0		1-2-0		9-0-0		
3-5-0	1-3-0	0-0-		AWAY		1-1-0		0-0-0		1-0-0		
1-3-0	0-1-0	0-0-0		NEUTRAL		0-1-0		0-1-0		1-0-0		
10-18-0	1-5-0	4-8-0		CONFERENCE		5-5-0		0-0-0		0-0-0		
7-7-0	1-2-0	4-2-0		HOME		2-3-0		0-0-0		0-0-0		
2-11-0	0-3-0	0-6-0		AWAY		2-2-0		0-0-0		0-0-0		
1-0-0	0-0-0	0-0-0		NEUTRAL		1-0-0		0-0-0		0-0-0		
<hr/>												
RPI	S	Opponent	Score	RPI	S	Opponent	Score	RPI	S	Opponent	Score	
7	N	Arizona St.	3 4	30	A	Oklahoma	4 11	51	A	Kansas St.	10 11	
9	A	Texas A&M	1 2	30	A	Oklahoma	1 12	51	H	Kansas St.	6 10	
9	A	Texas A&M	1 3	30	A	Oklahoma	7 11	51	H	Kansas St.	9 13	
9	A	Texas A&M	1 11	31	H	Baylor	4 12	53	N	Cal St. Bakersfield	0 12	
11	H	Texas	4 2	31	H	Baylor	4 3	64	A	Missouri St.	0 6	
11	H	Texas	0 9	31	H	Baylor	6 2	64	H	Missouri St.	1 5	
11	H	Texas	1 9	35	A	Creighton	3 5	69	H	Nebraska	2 4	
14	A	Arkansas	2 4	35	H	Creighton	3 4	69	H	Nebraska	11 5	
21	A	TCU	2 8	45	H	Oklahoma St.	7 2	69	H	Nebraska	5 4	
21	A	TCU	4 3	45	H	Oklahoma St.	1 3	71	A	Wichita St.	11 2	
21	A	TCU	1 7	45	H	Oklahoma St.	5 4	71	H	Wichita St.	7 4	
				50	A	Texas Tech	2 3	76	A	Missouri	2 3	
				50	A	Texas Tech	4 9	76	A	Missouri	8 3	
				50	A	Texas Tech	7 8	76	A	Missouri	6 0	
								76	N	Missouri	7 1	

Non-Div. I Games: St. Mary (KS) 11 5

Kansas

298	H	Alabama A&M	19	3
298	H	Alabama A&M	14	4

K
a
n
s
a
s

K
a
n
s
a
s

Average RPI Win: 133		WON-LOST	WINNING	LAST 15	STRENGTH OF	OPP. STRENGTH	TEAM	ADJ	CONF.	ADJ CONF.				
Average RPI Loss: 54		RECORD	PCT. RANK	GAMES	SCHEDULE	OF SCHEDULE	RPI	RPI	RPI	RPI				
DIV. I ONLY		36-25-0	.59016	78	9-6-0	61	45	51	.55091	51	3	3		
DIV. I NON-CONF.		21-9-0	.7	43	3-3-0	206	180	78	.53912	71	4	4		
<hr/>														
TOTALS		RPI 1-25		RPI 26-50		W-L RECORDS		RPI 51-100		RPI 101-150		RPI 150+		
36-25-0		1-8-0		9-7-0		OVERALL		8-7-0		3-1-0		15-2-0		
23-8-0		1-2-0		5-1-0		HOME		5-3-0		1-0-0		11-2-0		
10-11-0		0-3-0		2-5-0		AWAY		3-3-0		2-0-0		3-0-0		
3-6-0		0-3-0		2-1-0		NEUTRAL		0-1-0		0-1-0		1-0-0		
21-9-0		0-1-0		1-2-0		NON-CONFERENCE		5-3-0		0-1-0		15-2-0		
14-3-0		0-0-0		0-0-0		HOME		3-1-0		0-0-0		11-2-0		
6-2-0		0-0-0		1-0-		AWAY		2-1-0		0-0-0		3-0-0		
1-4-0		0-1-0		0-1-0		NEUTRAL		0-1-0		0-1-0		1-0-0		
15-16-0		1-7-0		8-5-0		CONFERENCE		3-4-0		3-0-0		0-0-0		
9-5-0		1-2-0		5-1-0		HOME		2-2-0		1-0-0		0-0-0		
4-9-0		0-3-0		1-4-0		AWAY		1-2-0		2-0-0		0-0-0		
2-2-0		0-2-0		2-0-0		NEUTRAL		0-0-0		0-0-0		0-0-0		
RPI	S	Opponent	Score		RPI	S	Opponent	Score		RPI	S	Opponent	Score	
9	H	Texas A&M	3	4	26	N	California	1	8	53	A	Cal St. Bakersfield	9	0
9	H	Texas A&M	9	4	30	H	Oklahoma	6	2	53	A	Cal St. Bakersfield	5	4
9	H	Texas A&M	3	6	30	H	Oklahoma	3	14	53	H	Cal St. Bakersfield	10	13
9	N	Texas A&M	1	4	30	H	Oklahoma	2	0	53	H	Cal St. Bakersfield	8	6
9	N	Texas A&M	8	9	30	N	Oklahoma	5	4	64	H	Missouri St.	10	4
11	A	Texas	5	6	30	N	Oklahoma	4	3	69	A	Nebraska	2	3
11	A	Texas	3	4	31	A	Baylor	4	5	69	A	Nebraska	3	2
11	A	Texas	0	3	31	A	Baylor	6	3	69	A	Nebraska	4	5
13	N	Stanford	3	10	31	A	Baylor	3	4	69	H	Nebraska	6	5
					35	A	Creighton	6	7	71	A	Wichita St.	6	7
					44	A	Coastal Caro.	5	4	71	H	Wichita St.	5	2
					45	A	Oklahoma St.	2	9	76	H	Missouri	4	5
					45	A	Oklahoma St.	2	8	76	H	Missouri	8	5
					50	H	Texas Tech	4	1	76	H	Missouri	8	12
					50	H	Texas Tech	4	3	88	N	Western Ky.	3	11
					50	H	Texas Tech	2	1					
					LAST 15 GAMES									
					118	N	Illinois	3	5	106	A	Kansas	13	9
					13	N	Stanford	3	10	106	H	Kansas	11	10
					9	N	Texas A&M	8	9	71	A	Wichita St.	6	7
					30	N	Oklahoma	4	3					
					9	N	Texas A&M	1	4					

Non-Div. I Games:

Kansas St.

30 N Oklahoma	5	4
106 A Kansas	10	6

K
a
n
s
a
s
S
t
.

K
a
n
s
a
s
S
t
.

[illegible]

Non-Div. I Games:

Kennesaw St.

16	A	Georgia	4	9
130	A	North Florida	13	12

RPI	S	Opponent	Score	
255	H	Campbell	13	8
255	H	Campbell	5	4
255	H	Campbell	10	2
282	H	Harvard	6	10
292	H	Savannah St.	7	3

Average RPI Win: 175		WON-LOST RECORD		WINNING PCT. RANK		LAST 15 GAMES		STRENGTH OF SCHEDULE		OPP. STRENGTH OF SCHEDULE		TEAM RPI		ADJ RPI		CONF. RPI		ADJ CONF. RPI	
DIV. I ONLY		45-17-0		.72581 9		11-4-0		141		164		41		.56518 37		20		20	
DIV. I NON-CONF.		20-11-0		.64516 61		3-2-0		117		28		58		.55743 48		19		19	
TOTALS		RPI 1-25		RPI 26-50		W-L RECORDS		RPI 51-100		RPI 101-150		RPI 150+							
45-17-0		2-4-0		2-0-0		OVERALL		2-6-0		17-4-0		22-3-0							
18-3-0		0-0-0		0-0-0		HOME		0-0-0		8-1-0		10-2-0							
19-12-0		2-4-0		1-0-0		AWAY		1-6-0		6-2-0		9-0-0							
8-2-0		0-0-0		1-0-0		NEUTRAL		1-0-0		3-1-0		3-1-0							
20-11-0		2-4-0		2-0-0		NON-CONFERENCE		2-6-0		8-0-0		6-1-0							
6-0-0		0-0-0		0-0-0		HOME		0-0-0		3-0-0		3-0-0							
10-10-0		2-4-0		1-0-		AWAY		1-6-0		5-0-0		1-0-0							
4-1-0		0-0-0		1-0-0		NEUTRAL		1-0-0		0-0-0		2-1-0							
25-6-0		0-0-0		0-0-0		CONFERENCE		0-0-0		9-4-0		16-2-0							
12-3-0		0-0-0		0-0-0		HOME		0-0-0		5-1-0		7-2-0							
9-2-0		0-0-0		0-0-0		AWAY		0-0-0		1-2-0		8-0-0							
4-1-0		0-0-0		0-0-0		NEUTRAL		0-0-0		3-1-0		1-0-0							
RPI S	Opponent	Score		RPI S	Opponent	Score		RPI S	Opponent	Score		RPI S	Opponent	Score					
10 A	Georgia Tech	3	6	40 N	Texas St.	4	2	63 A	Houston	8	5	102 A	Penn St.	7	6				
10 A	Georgia Tech	1	8	44 A	Coastal Caro.	2	0	63 A	Houston	3	4	123 H	Eastern Mich.	8	5				
10 A	Georgia Tech	6	1					63 A	Houston	3	5	123 H	Eastern Mich.	1	0				
11 A	Texas	7	5					74 N	UAB	7	1	123 H	Eastern Mich.	4	2				
11 A	Texas	3	9					97 A	Louisville	0	1	123 N	Eastern Mich.	8	0				
11 A	Texas	0	5					97 A	Louisville	3	5	123 N	Eastern Mich.	2	4				
								97 A	Louisville	2	3	123 N	Eastern Mich.	5	4				
								97 A	Louisville	2	11	132 A	Central Mich.	4	5				
												132 A	Central Mich.	9	3				
												132 A	Central Mich.	1	2				
												136 A	Winthrop	13	0				
												136 A	Winthrop	8	6				
												138 A	Pittsburgh	10	7				
												138 H	Pittsburgh	9	5				
												142 A	Xavier	22	2				
												142 H	Xavier	3	0				
												142 H	Xavier	3	2				
												149 H	Miami (OH)	14	1				
												149 H	Miami (OH)	8	6				
												149 H	Miami (OH)	2	3				
												149 N	Miami (OH)	11	0				
												155 N	Notre Dame	0	2				
												189 A	Western Mich.	3	2				
												189 A	Western Mich.	4	1				
												189 A	Western Mich.	2	1				
												212 H	Toledo	2	5				
												212 H	Toledo	1	0				
LAST 15 GAMES				11 A	Texas	0	5	123 N	Eastern Mich.	5	4	189 A	Western Mich.	4	1				
				11 A	Texas	3	9	256 N	Bowling Green	6	2	189 A	Western Mich.	2	1				
				11 A	Texas	7	5	257 H	Akron	4	13	212 H	Toledo	2	5				
				40 N	Texas St.	4	2					212 H	Toledo	1	0				
				149 N	Miami (OH)	11	0												

Non-Div. I Games:

Kent St.

Kent St.

123	N Eastern Mich.	8	0
123	N Eastern Mich.	2	4

Through Games Of 2011 Final

RPI	S	Opponent	Score	
212	H	Toledo	8	2
227	A	Ohio	4	0
227	A	Ohio	9	1
227	A	Ohio	11	3
245	N	Wagner	13	2
245	N	Wagner	12	2
256	A	Bowling Green	8	0
256	A	Bowling Green	17	10
256	N	Bowling Green	6	2
257	H	Akron	4	13
257	H	Akron	6	5
257	H	Akron	4	3
272	H	Cleveland St.	6	4
272	H	Cleveland St.	6	2
275	H	Buffalo	7	5
275	H	Buffalo	13	3
275	H	Buffalo	7	0
277	A	Youngstown St.	5	2
277	H	Youngstown St.	7	0

Kent St.

K
e
n
t
S
t
.

K
e
n
t
S
t
.

Kentucky

Through Games Of 2011 Final

Average RPI Win: 147		WON-LOST	WINNING	LAST 15	STRENGTH OF		OPP. STRENGTH	TEAM	ADJ		CONF.	ADJ CONF.
Average RPI Loss: 53		RECORD	PCT. RANK	GAMES	SCHEDULE		OF SCHEDULE	RPI	RPI		RPI	RPI
DIV. I ONLY		25-30-0	.45455	187	6-9-0		52	30	102		.51978	107
DIV. I NON-CONF.		17-8-0	.68	48	2-0-0		232	208	106		.52022	107
TOTALS		RPI 1-25	RPI 26-50		W-L RECORDS		RPI 51-100		RPI 101-150		RPI 150+	
25-30-0		6-10-0	0-12-0		OVERALL		2-3-0		6-2-0		11-3-0	
21-10-0		5-4-0	0-3-0		HOME		1-0-0		5-1-0		10-2-0	
3-16-0		1-5-0	0-9-0		AWAY		1-2-0		0-0-0		1-0-0	
1-4-0		0-1-0	0-0-0		NEUTRAL		0-1-0		1-1-0		0-1-0	
17-8-0		0-1-0	0-0-0		NON-CONFERENCE		2-3-0		4-1-0		11-3-0	
14-2-0		0-0-0	0-0-0		HOME		1-0-0		3-0-0		10-2-0	
2-2-0		0-0-0	0-0-		AWAY		1-2-0		0-0-0		1-0-0	
1-4-0		0-1-0	0-0-0		NEUTRAL		0-1-0		1-1-0		0-1-0	
8-22-0		6-9-0	0-12-0		CONFERENCE		0-0-0		2-1-0		0-0-0	
7-8-0		5-4-0	0-3-0		HOME		0-0-0		2-1-0		0-0-0	
1-14-0		1-5-0	0-9-0		AWAY		0-0-0		0-0-0		0-0-0	
0-0-0		0-0-0	0-0-0		NEUTRAL		0-0-0		0-0-0		0-0-0	
RPI S	Opponent	Score	RPI S	Opponent	Score	RPI S	Opponent	Score	RPI S	Opponent	Score	
2 A	Florida	14 1	28 A	LSU	4 8	62 A	Col. of Charleston	6 11	103 N	Utah	2 1	
2 A	Florida	6 9	28 A	LSU	5 9	63 N	Houston	5 8	116 H	Tennessee	7 3	
2 A	Florida	3 19	28 A	LSU	4 12	88 A	Western Ky.	8 11	116 H	Tennessee	8 12	
4 H	Vanderbilt	2 0	33 A	Alabama	0 4	97 A	Louisville	3 2	116 H	Tennessee	5 3	
4 H	Vanderbilt	3 6	33 A	Alabama	3 8	97 H	Louisville	7 1	123 H	Eastern Mich.	5 2	
4 H	Vanderbilt	3 10	33 A	Alabama	5 6				142 H	Xavier	15 2	
5 A	South Carolina	1 3	42 A	Ole Miss	2 3				143 H	Indiana	8 5	
5 A	South Carolina	1 4	42 A	Ole Miss	10 12				149 N	Miami (OH)	1 3	
5 A	South Carolina	3 4	42 A	Ole Miss	5 6				156 H	Cincinnati	4 2	
12 N	Rice	7 8	43 H	Auburn	8 15				194 N	Marshall	4 6	
14 H	Arkansas	3 2	43 H	Auburn	9 12				200 H	Middle Tenn.	4 9	
14 H	Arkansas	3 2	43 H	Auburn	2 8				209 H	Tennessee Tech	11 8	
14 H	Arkansas	1 4							218 H	Ill.-Chicago	13 3	
16 H	Georgia	6 7							218 H	Ill.-Chicago	8 10	
16 H	Georgia	12 5							218 H	Ill.-Chicago	3 1	
16 H	Georgia	7 4							221 H	Canisius	12 4	
									254 H	Eastern Ky.	8 1	
									265 H	Murray St.	7 6	
									279 A	Morehead St.	12 3	
									283 H	Niagara	4 0	
									283 H	Niagara	9 2	
									283 H	Niagara	2 1	
			LAST 15 GAMES									
	2 A	Florida	3	19	4	H	Vanderbilt	3	6			
	2 A	Florida	14	1	4	H	Vanderbilt	3	10			
	2 A	Florida	6	9	4	H	Vanderbilt	2	0			
	16 H	Georgia	6	7								
	16 H	Georgia	12	5								

Non-Div. I Games:

Kentucky

16	H	Georgia	7	4
143	H	Indiana	8	5

K
e
n
t
u
c
k
y

K
e
n
t
u
c
k
y

Average RPI Win: 107		WON-LOST RECORD	WINNING PCT. RANK	LAST 15 GAMES	STRENGTH OF SCHEDULE	OPP. STRENGTH OF SCHEDULE	TEAM RPI	ADJ RPI		CONF. RPI	ADJ CONF. RPI						
Average RPI Loss: 36																	
DIV. I ONLY		36-20-0	.64286	40	12-3-0	42	8	21	.57256	28	1	1					
DIV. I NON-CONF.		23-3-0	.88462	2	3-0-0	136	71	9	.60328	9	1	1					
<hr/>																	
TOTALS		RPI 1-25		RPI 26-50		W-L RECORDS		RPI 51-100		RPI 101-150		RPI 150+					
36-20-0		7-12-0		4-5-0		OVERALL		7-1-0		9-0-0		9-2-0					
28-9-0		3-3-0		3-3-0		HOME		6-1-0		8-0-0		8-2-0					
7-11-0		3-9-0		1-2-0		AWAY		1-0-0		1-0-0		1-0-0					
1-0-0		1-0-0		0-0-0		NEUTRAL		0-0-0		0-0-0		0-0-0					
23-3-0		4-0-0		0-0-0		NON-CONFERENCE		7-1-0		3-0-0		9-2-0					
19-3-0		3-0-0		0-0-0		HOME		6-1-0		2-0-0		8-2-0					
3-0-0		0-0-0		0-0-		AWAY		1-0-0		1-0-0		1-0-0					
1-0-0		1-0-0		0-0-0		NEUTRAL		0-0-0		0-0-0		0-0-0					
13-17-0		3-12-0		4-5-0		CONFERENCE		0-0-0		6-0-0		0-0-0					
9-6-0		0-3-0		3-3-0		HOME		0-0-0		6-0-0		0-0-0					
4-11-0		3-9-0		1-2-0		AWAY		0-0-0		0-0-0		0-0-0					
0-0-0		0-0-0		0-0-0		NEUTRAL		0-0-0		0-0-0		0-0-0					
RPI	S	Opponent		Score		RPI	S	Opponent		Score		RPI	S	Opponent		Score	
2	H	Florida		0 1		33	A	Alabama		0 4		59	H	Southeastern La.		7 3	
2	H	Florida		3 7		33	A	Alabama		10 6		66	H	Wake Forest		4 3	
2	H	Florida		4 5		33	A	Alabama		0 9		66	H	Wake Forest		9 1	
4	A	Vanderbilt		1 10		42	H	Ole Miss		8 2		66	H	Wake Forest		15 4	
4	A	Vanderbilt		3 11		42	H	Ole Miss		7 6		77	A	Tulane		7 5	
4	A	Vanderbilt		7 10		42	H	Ole Miss		3 16		77	H	Tulane		6 2	
14	A	Arkansas		4 5		43	H	Auburn		3 2		81	H	La.-Lafayette		5 11	
14	A	Arkansas		0 2		43	H	Auburn		7 8		86	H	Sacred Heart		6 1	
14	A	Arkansas		3 4		43	H	Auburn		1 3							
15	H	Cal St. Fullerton		10 2													
15	H	Cal St. Fullerton		7 6													
15	H	Cal St. Fullerton		7 6													
16	A	Georgia		5 9													
16	A	Georgia		7 3													
16	A	Georgia		2 3													
18	A	Mississippi St.		6 3													
18	A	Mississippi St.		17 1													
18	A	Mississippi St.		5 6													
24	N	Southern Miss.		8 6													
						LAST 15 GAMES											
						18 A Mississippi St. 6 3						33 A Alabama 0 9					
						18 A Mississippi St. 5 6						33 A Alabama 0 4					
						18 A Mississippi St. 17 1						33 A Alabama 10 6					
						289 A New Orleans 5 0											
						116 H Tennessee 15 5											

Non-Div. I Games:

LSU

116 H Tennessee	8	1
116 H Tennessee	9	0

L
S
U

L
S
U

Average RPI Win:	222	WON-LOST RECORD	WINNING PCT. RANK	LAST 15 GAMES	STRENGTH OF SCHEDULE	OPP. STRENGTH OF SCHEDULE	TEAM RPI	ADJ RPI	CONF. RPI	ADJ CONF. RPI					
Average RPI Loss:	150														
DIV. I ONLY	28-26-0	.51852	136	5-10-0	173	256	173	.4877	177	19	19				
DIV. I NON-CONF.	14-12-0	.53846	126	1-2-0	234	281	193	.47275	196	20	21				
<hr/>															
TOTALS	RPI 1-25	RPI 26-50		W-L RECORDS	RPI 51-100		RPI 101-150		RPI 150+						
28-26-0	0-0-0	0-0-0		OVERALL	2-5-0		2-9-0		24-12-0						
13-8-0	0-0-0	0-0-0		HOME	2-4-0		1-0-0		10-4-0						
14-16-0	0-0-0	0-0-0		AWAY	0-0-0		1-9-0		13-7-0						
1-2-0	0-0-0	0-0-0		NEUTRAL	0-1-0		0-0-0		1-1-0						
<hr/>															
14-12-0	0-0-0	0-0-0		NON-CONFERENCE	0-0-0		2-9-0		12-3-0						
7-2-0	0-0-0	0-0-0		HOME	0-0-0		1-0-0		6-2-0						
7-10-0	0-0-0	0-0-		AWAY	0-0-0		1-9-0		6-1-0						
0-0-0	0-0-0	0-0-0		NEUTRAL	0-0-0		0-0-0		0-0-0						
<hr/>															
14-14-0	0-0-0	0-0-0		CONFERENCE	2-5-0		0-0-0		12-9-0						
6-6-0	0-0-0	0-0-0		HOME	2-4-0		0-0-0		4-2-0						
7-6-0	0-0-0	0-0-0		AWAY	0-0-0		0-0-0		7-6-0						
1-2-0	0-0-0	0-0-0		NEUTRAL	0-1-0		0-0-0		1-1-0						
<hr/>															
RPI	S	Opponent	Score	RPI	S	Opponent	Score	RPI	S	Opponent	Score				
				70 H Rhode Island				3	7	105 A Marist				1	2
				70 H Rhode Island				4	3	105 A Marist				4	1
				70 H Rhode Island				4	18	109 H Manhattan				6	5
				70 N Rhode Island				4	7	114 A Rider				4	10
				73 H Charlotte				3	10	122 A Duke				0	4
				73 H Charlotte				5	3	122 A Duke				7	9
				73 H Charlotte				2	3	122 A Duke				0	4
										134 A Appalachian St.				0	2
										134 A Appalachian St.				3	6
										135 A UC Santa Barbara				3	7
										135 A UC Santa Barbara				1	13
										152 H Fordham				2	1
										152 H Fordham				3	5
										152 H Fordham				1	7
										172 A Richmond				2	9
										172 A Richmond				2	5
										172 A Richmond				7	5
										175 A St. Louis				3	0
										175 A St. Louis				4	5
										175 A St. Louis				4	6
						195 N Dayton				6	5				
				LAST 15 GAMES				195 N Dayton				5	10		
195 N Dayton				5	10	73 H Charlotte				5	3	220 A St. Joseph's		2	6
70 N Rhode Island				4	7	73 H Charlotte				2	3	226 A St. Bonaventure		7	4
195 N Dayton				6	5	114 A Rider				4	10	226 A St. Bonaventure		6	3
175 A St. Louis				4	5							226 A St. Bonaventure		1	3
175 A St. Louis				4	6							236 H Villanova		7	9

Non-Div. I Games:

La Salle

175 A St. Louis	3	0
73 H Charlotte	3	10

RPI	S	Opponent	Score	
236	H	Villanova	4	0
242	A	Longwood	3	0
242	A	Longwood	6	1
242	A	Longwood	7	2
247	H	Lafayette	12	5
248	A	Penn	6	4
261	H	George Washington	5	2
261	H	George Washington	7	6
261	H	George Washington	9	7
267	A	Temple	9	5
267	A	Temple	8	6
267	A	Temple	10	2
269	H	St. Peter's	7	6
269	H	St. Peter's	3	2
271	H	Delaware St.	5	9
278	H	NYIT	7	3
279	A	Morehead St.	4	6
279	A	Morehead St.	13	9
279	A	Morehead St.	9	6
297	H	Coppin St.	10	3

[illegible]

Non-Div. I Games:

La.-Lafayette

184	A	La.-Monroe	6	2
200	H	Middle Tenn.	4	3

RPI	S	Opponent	Score	
200	H	Middle Tenn.	4	3
200	H	Middle Tenn.	1	3
217	A	Southern U.	13	5
217	H	Southern U.	10	4
229	H	Alcorn St.	12	3

La.-Lafayette

L
a
.
-
L
a
f
a
y
e
t
t
e

L
a
.
-
L
a
f
a
y
e
t
t
e

Average RPI Win: 161		WON-LOST	WINNING	LAST 15	STRENGTH OF		OPP. STRENGTH	TEAM	ADJ	CONF.	ADJ CONF.
Average RPI Loss: 115		RECORD	PCT. RANK	GAMES	SCHEDULE		OF SCHEDULE	RPI	RPI	RPI	RPI
DIV. I ONLY		24-30-0	.44444	198	4-11-0		185	123	185	.48155	184
DIV. I NON-CONF.		15-9-0	.625	73	1-2-0		246	219	141	.50172	142
TOTALS		RPI 1-25	RPI 26-50		W-L RECORDS		RPI 51-100		RPI 101-150		RPI 150+
24-30-0		1-1-0	2-4-0		OVERALL		5-11-0		6-5-0		10-9-0
16-14-0		1-0-0	2-4-0		HOME		2-4-0		4-4-0		7-2-0
7-15-0		0-1-0	0-0-0		AWAY		3-6-0		2-1-0		2-7-0
1-1-0		0-0-0	0-0-0		NEUTRAL		0-1-0		0-0-0		1-0-0
15-9-0		1-1-0	0-0-0		NON-CONFERENCE		0-1-0		5-3-0		9-4-0
11-4-0		1-0-0	0-0-0		HOME		0-0-0		3-2-0		7-2-0
3-4-0		0-1-0	0-0-		AWAY		0-0-0		2-1-0		1-2-0
1-1-0		0-0-0	0-0-0		NEUTRAL		0-1-0		0-0-0		1-0-0
9-21-0		0-0-0	2-4-0		CONFERENCE		5-10-0		1-2-0		1-5-0
5-10-0		0-0-0	2-4-0		HOME		2-4-0		1-2-0		0-0-0
4-11-0		0-0-0	0-0-0		AWAY		3-6-0		0-0-0		1-5-0
0-0-0		0-0-0	0-0-0		NEUTRAL		0-0-0		0-0-0		0-0-0
RPI S	Opponent	Score	RPI S	Opponent	Score	RPI S	Opponent	Score	RPI S	Opponent	Score
24 A	Southern Miss.	5 8	38 H	FIU	3 6	55 A	Fla. Atlantic	1 4	131 H	Arkansas St.	2 13
24 H	Southern Miss.	7 2	38 H	FIU	4 1	55 A	Fla. Atlantic	3 4	131 H	Arkansas St.	8 7
			38 H	FIU	0 12	55 A	Fla. Atlantic	1 3	131 H	Arkansas St.	3 13
			49 H	Troy	3 5	81 A	La.-Lafayette	0 11	140 A	McNeese St.	5 3
			49 H	Troy	4 3	81 A	La.-Lafayette	6 3	140 H	McNeese St.	11 6
			49 H	Troy	4 13	81 A	La.-Lafayette	2 1	147 H	UTSA	10 14
						81 H	La.-Lafayette	1 11	147 H	UTSA	2 12
						81 H	La.-Lafayette	2 6	147 H	UTSA	3 2
						81 H	La.-Lafayette	4 3	147 H	UTSA	13 8
						88 H	Western Ky.	5 4	150 A	Nicholls St.	4 0
						88 H	Western Ky.	5 7	150 A	Nicholls St.	5 7
						88 H	Western Ky.	5 8	162 H	Central Ark.	3 11
						93 N	Stephen F. Austin	1 7	165 A	UALR	1 6
						99 A	South Ala.	3 8	165 A	UALR	6 8
						99 A	South Ala.	8 3	165 A	UALR	3 4
						99 A	South Ala.	5 10	167 A	Northwestern St.	5 7
									167 A	Northwestern St.	15 5
									167 H	Northwestern St.	3 5
									200 A	Middle Tenn.	2 6
									200 A	Middle Tenn.	8 3
									200 A	Middle Tenn.	9 15
									243 H	Southern Utah	8 6
									243 H	Southern Utah	17 8
									243 H	Southern Utah	7 1
									243 H	Southern Utah	4 3
									280 H	Mississippi Val.	11 7
									280 H	Mississippi Val.	5 4
LAST 15 GAMES			81 H	La.-Lafayette	4 3	162 H	Central Ark.	3 11	243 H	Southern Utah	17 8
			81 H	La.-Lafayette	1 11	165 A	UALR	1 6	243 H	Southern Utah	7 1
			81 H	La.-Lafayette	2 6	165 A	UALR	6 8	243 H	Southern Utah	4 3
			167 A	Northwestern St.	5 7				280 H	Mississippi Val.	11 7
			49 H	Troy	4 13				280 H	Mississippi Val.	5 4

Non-Div. I Games:

La.-Monroe

49	H	Troy	4	3
49	H	Troy	3	5

RPI	S	Opponent	Score	
285	A	Jackson St.	6	7
285	H	Jackson St.	8	0
289	N	New Orleans	10	5

L
a
.
-
M
o
n
r
o
e

L
a
.
-
M
o
n
r
o
e

La.-Monroe

[illegible]

Non-Div. I Games:

Lafayette

Lafayette

245	A	Wagner	5	10
188	A	Navy	2	4

Through Games Of 2011 Final

RPI	S	Opponent	Score	
222	A	Davidson	2	14
224	H	Le Moyne	9	3
224	H	Le Moyne	2	8
224	H	Le Moyne	1	2
227	N	Ohio	4	8
233	H	Lehigh	6	8
233	H	Lehigh	8	3
233	H	Lehigh	2	9
233	H	Lehigh	7	4
236	A	Villanova	3	5
245	A	Wagner	5	10
248	A	Penn	4	5
248	A	Penn	6	11
248	A	Penn	5	4
288	A	UMBC	10	5
288	A	UMBC	12	3
293	A	NJIT	3	1

Lafayette

L
a
f
a
y
e
t
t
e

L
a
f
a
y
e
t
t
e

Average RPI Win:	151	WON-LOST RECORD	WINNING PCT. RANK	LAST 15 GAMES	STRENGTH OF SCHEDULE	OPP. STRENGTH OF SCHEDULE	TEAM RPI	ADJ RPI	CONF. RPI	ADJ CONF. RPI	
Average RPI Loss:	110										
DIV. I ONLY		29-27-0	.51786 138	7-8-0	139	122	125	.51256 120	9	8	
DIV. I NON-CONF.		14-7-0	.66667 50	1-0-0	215	154	95	.52851 92	10	10	
<hr/>											
TOTALS	RPI 1-25	RPI 26-50		W-L RECORDS	RPI 51-100		RPI 101-150		RPI 150+		
29-27-0	1-3-0	2-2-0		OVERALL	6-11-0		7-5-0		13-6-0		
20-9-0	0-1-0	1-2-0		HOME	3-2-0		7-0-0		9-4-0		
8-15-0	1-2-0	1-0-0		AWAY	3-7-0		0-5-0		3-1-0		
1-3-0	0-0-0	0-0-0		NEUTRAL	0-2-0		0-0-0		1-1-0		
14-7-0	1-3-0	1-0-0		NON-CONFERENCE	2-1-0		0-0-0		10-3-0		
9-4-0	0-1-0	0-0-0		HOME	1-1-0		0-0-0		8-2-0		
4-2-0	1-2-0	1-0-		AWAY	1-0-0		0-0-0		1-0-0		
1-1-0	0-0-0	0-0-0		NEUTRAL	0-0-0		0-0-0		1-1-0		
15-20-0	0-0-0	1-2-0		CONFERENCE	4-10-0		7-5-0		3-3-0		
11-5-0	0-0-0	1-2-0		HOME	2-1-0		7-0-0		1-2-0		
4-13-0	0-0-0	0-0-0		AWAY	2-7-0		0-5-0		2-1-0		
0-2-0	0-0-0	0-0-0		NEUTRAL	0-2-0		0-0-0		0-0-0		
RPI S	Opponent	Score	RPI S	Opponent	Score	RPI S	Opponent	Score	RPI S	Opponent	Score
12 A	Rice	12 7	31 A	Baylor	7 3	59 A	Southeastern La.	3 1	108 H	Texas-Arlington	14 6
12 H	Rice	2 7	40 H	Texas St.	5 9	59 A	Southeastern La.	1 8	108 H	Texas-Arlington	5 4
18 A	Mississippi St.	0 2	40 H	Texas St.	1 7	59 A	Southeastern La.	1 5	108 H	Texas-Arlington	10 5
18 A	Mississippi St.	2 17	40 H	Texas St.	7 6	63 A	Houston	5 2	140 A	McNeese St.	2 4
						63 H	Houston	7 4	140 A	McNeese St.	4 12
						78 A	Sam Houston St.	4 9	140 H	McNeese St.	5 3
						78 A	Sam Houston St.	2 3	147 A	UTSA	8 9
						78 A	Sam Houston St.	2 3	147 A	UTSA	12 13
						85 H	A&M-Corpus Christi	10 0	147 A	UTSA	2 5
						85 H	A&M-Corpus Christi	1 0	150 H	Nicholls St.	9 4
						85 H	A&M-Corpus Christi	0 5	150 H	Nicholls St.	3 0
						85 N	A&M-Corpus Christi	1 4	150 H	Nicholls St.	8 1
						90 H	San Francisco	1 3	158 H	New Mexico St.	12 6
						93 A	Stephen F. Austin	0 5	162 A	Central Ark.	15 5
						93 A	Stephen F. Austin	3 2	162 A	Central Ark.	7 8
						93 A	Stephen F. Austin	0 2	162 A	Central Ark.	7 1
						93 N	Stephen F. Austin	2 3	167 H	Northwestern St.	10 5
									167 H	Northwestern St.	6 8
									167 H	Northwestern St.	2 3
									219 H	Cal St. Northridge	14 1
									219 H	Cal St. Northridge	6 7
LAST 15 GAMES											
85 N	A&M-Corpus Christi	1 4	108 H	Texas-Arlington	10 5	249 H	North Dakota St.	5 4	249 H	North Dakota St.	15 2
93 N	Stephen F. Austin	2 3	140 A	McNeese St.	2 4	249 H	North Dakota St.	2 1	249 H	North Dakota St.	4 3
93 A	Stephen F. Austin	3 2	140 A	McNeese St.	4 12	249 H	North Dakota St.	1 2	257 N	Akron	1 0
93 A	Stephen F. Austin	0 5				257 N	Akron				
93 A	Stephen F. Austin	0 2									

Non-Div. I Games:

Lamar

108	H	Texas-Arlington	5	4
108	H	Texas-Arlington	14	6

RPI	S	Opponent	Score	
264	A	Prairie View	11	1
268	H	Texas Southern	1	5
270	H	Tex.-Pan American	8	1
270	H	Tex.-Pan American	6	0

Average RPI Win:		208	WON-LOST RECORD		WINNING PCT. RANK		LAST 15 GAMES		STRENGTH OF SCHEDULE		OPP. STRENGTH OF SCHEDULE		TEAM RPI		ADJ RPI		CONF. RPI		ADJ CONF. RPI					
DIV. I ONLY			23-30-0		.43396 201		10-5-0		238		176		222		.45841 224		28		28					
DIV. I NON-CONF.			20-28-0		.41667 195		8-5-0		219		147		212		.45942 214		27		29					
TOTALS		RPI 1-25		RPI 26-50		W-L RECORDS		RPI 51-100		RPI 101-150		RPI 150+												
23-30-0		0-3-0		1-3-0		OVERALL		1-5-0		3-8-0		18-11-0												
7-6-0		0-0-0		0-0-0		HOME		0-0-0		0-3-0		7-3-0												
14-23-0		0-3-0		1-3-0		AWAY		1-5-0		3-5-0		9-7-0												
2-1-0		0-0-0		0-0-0		NEUTRAL		0-0-0		0-0-0		2-1-0												
20-28-0		0-3-0		1-3-0		NON-CONFERENCE		1-5-0		3-8-0		15-9-0												
7-6-0		0-0-0		0-0-0		HOME		0-0-0		0-3-0		7-3-0												
13-21-0		0-3-0		1-0-		AWAY		1-5-0		3-5-0		8-5-0												
0-1-0		0-0-0		0-0-0		NEUTRAL		0-0-0		0-0-0		0-1-0												
3-2-0		0-0-0		0-0-0		CONFERENCE		0-0-0		0-0-0		3-2-0												
0-0-0		0-0-0		0-0-0		HOME		0-0-0		0-0-0		0-0-0												
1-2-0		0-0-0		0-0-0		AWAY		0-0-0		0-0-0		1-2-0												
2-0-0		0-0-0		0-0-0		NEUTRAL		0-0-0		0-0-0		2-0-0												
RPI	S	Opponent		Score		RPI	S	Opponent		Score		RPI	S	Opponent		Score		RPI	S	Opponent		Score		
9	A	Texas A&M		1	3	48	A	James Madison		11	7	76	A	Missouri		6	5	102	A	Penn St.		3	10	
9	A	Texas A&M		0	14	48	A	James Madison		1	4	76	A	Missouri		4	7	102	A	Penn St.		2	6	
9	A	Texas A&M		2	10	48	A	James Madison		8	16	76	A	Missouri		2	4	102	A	Penn St.		10	6	
						48	A	James Madison		7	14	76	A	Missouri		1	10	111	A	Fla. Gulf Coast		2	19	
												84	A	Liberty		2	3	111	A	Fla. Gulf Coast		1	10	
												84	A	Liberty		1	5	111	A	Fla. Gulf Coast		10	6	
																		139	A	Boston College		4	2	
																		139	A	Boston College		0	4	
																		146	H	Wright St.		0	7	
																		146	H	Wright St.		9	16	
																		146	H	Wright St.		8	19	
																		157	A	Southern Ill.		10	9	
																		175	A	St. Louis		3	5	
																		175	A	St. Louis		1	2	
																		175	A	St. Louis		6	7	
																		179	H	Bucknell		4	3	
																		179	H	Bucknell		4	0	
																		221	A	Canisius		3	2	
																		221	H	Canisius		5	2	
																		221	H	Canisius		1	0	
																		237	A	Albany (NY)		6	3	
																		237	A	Albany (NY)		10	5	
																		237	H	Albany (NY)		6	21	
																		237	N	Albany (NY)		7	8	
																		242	A	Longwood		6	2	
																		242	A	Longwood		0	10	
																		242	A	Longwood		3	4	
LAST 15 GAMES																								
						139	A	Boston College		0	4	221	H	Canisius		5	2	237	H	Albany (NY)		6	21	
						139	A	Boston College		4	2	221	H	Canisius		1	0	237	N	Albany (NY)		7	8	
						275	A	Buffalo		2	3	237	A	Albany (NY)		6	3	242	A	Longwood		6	2	
						275	A	Buffalo		3	1							242	A	Longwood		0	10	
						247	A	Lafayette		2	1							242	A	Longwood		3	4	

Non-Div. I Games:

Le Moyne

247	A	Lafayette	8	2
247	A	Lafayette	3	9

RPI	S	Opponent	Score	
247	A	Lafayette	8	2
247	A	Lafayette	2	1
247	A	Lafayette	3	9
263	A	Cornell	9	5
263	H	Cornell	5	1
263	H	Cornell	19	3
275	A	Buffalo	3	1
275	A	Buffalo	2	3
277	H	Youngstown St.	8	4
277	H	Youngstown St.	4	6
277	H	Youngstown St.	1	5
289	N	New Orleans	9	2
289	N	New Orleans	8	2

[illegible]

Non-Div. I Games:

Lehigh

179	H	Bucknell	5	15
179	H	Bucknell	8	4

RPI	S	Opponent	Score	
247	A	Lafayette	8	6
247	A	Lafayette	4	7
247	A	Lafayette	9	2
248	H	Penn	6	5
253	H	Iona	5	7
253	H	Iona	9	11
253	H	Iona	6	3
253	H	Iona	5	4
256	N	Bowling Green	5	6
271	A	Delaware St.	6	11
293	A	NJIT	9	8
293	A	NJIT	7	5
293	H	NJIT	8	1
293	H	NJIT	6	2
297	A	Coppin St.	9	2
297	A	Coppin St.	9	2
297	A	Coppin St.	4	2
299	H	Md.-East. Shore	14	3

Average RPI Win: 160		WON-LOST	WINNING	LAST 15	STRENGTH OF		OPP. STRENGTH	TEAM	ADJ		CONF.	ADJ CONF.		
Average RPI Loss: 94		RECORD	PCT. RANK	GAMES	SCHEDULE		OF SCHEDULE	RPI	RPI		RPI	RPI		
DIV. I ONLY		35-24-0	.59322	72	10-5-0		136	110	86		.53138	84		
DIV. I NON-CONF.		15-13-0	.53571	130	2-0-0		172	96	127		.50986	128		
TOTALS		RPI 1-25	RPI 26-50		W-L RECORDS		RPI 51-100		RPI 101-150		RPI 150+			
35-24-0		0-1-0	1-5-0		OVERALL		6-8-0		11-6-0		17-4-0			
19-7-0		0-0-0	0-1-0		HOME		0-1-0		6-3-0		13-2-0			
12-15-0		0-1-0	1-3-0		AWAY		5-6-0		3-3-0		3-2-0			
4-2-0		0-0-0	0-1-0		NEUTRAL		1-1-0		2-0-0		1-0-0			
15-13-0		0-1-0	1-1-0		NON-CONFERENCE		1-5-0		4-3-0		9-3-0			
7-4-0		0-0-0	0-1-0		HOME		0-1-0		0-0-0		7-2-0			
6-9-0		0-1-0	1-0-		AWAY		1-4-0		3-3-0		1-1-0			
2-0-0		0-0-0	0-0-0		NEUTRAL		0-0-0		1-0-0		1-0-0			
20-11-0		0-0-0	0-4-0		CONFERENCE		5-3-0		7-3-0		8-1-0			
12-3-0		0-0-0	0-0-0		HOME		0-0-0		6-3-0		6-0-0			
6-6-0		0-0-0	0-3-0		AWAY		4-2-0		0-0-0		2-1-0			
2-2-0		0-0-0	0-1-0		NEUTRAL		1-1-0		1-0-0		0-0-0			
RPI	S	Opponent	Score		RPI	S	Opponent	Score		RPI	S	Opponent	Score	
5	A	South Carolina	6	9	29	A	East Carolina	2	0	56	A	Mercer	4	6
					44	A	Coastal Caro.	1	17	56	A	Mercer	2	7
					44	A	Coastal Caro.	4	5	56	A	Mercer	5	17
					44	A	Coastal Caro.	4	5	56	A	Mercer	5	4
					44	N	Coastal Caro.	2	3	79	A	Virginia Tech	1	9
					48	H	James Madison	12	16	79	H	Virginia Tech	6	9
										91	A	VMI	3	2
										91	A	VMI	1	3
										91	A	VMI	8	6
										92	A	Gardner-Webb	4	5
										92	A	Gardner-Webb	6	4
										92	A	Gardner-Webb	3	2
										92	N	Gardner-Webb	13	5
										92	N	Gardner-Webb	1	5
											</			

Non-Div. I Games:

Liberty

104	H	Radford	1	3
104	H	Radford	4	5

RPI	S	Opponent	Score	
198	H	Presbyterian	7	1
206	H	Binghamton	7	12
206	H	Binghamton	9	6
206	H	Binghamton	12	2
224	H	Le Moyne	3	2
224	H	Le Moyne	5	1
246	H	UNC Asheville	3	0
246	H	UNC Asheville	3	2
246	H	UNC Asheville	15	3
289	H	New Orleans	5	2
289	H	New Orleans	3	2

Liberty

L
i
b
e
r
t
y

L
i
b
e
r
t
y

Average RPI Win:		183	WON-LOST RECORD		WINNING PCT. RANK		LAST 15 GAMES		STRENGTH OF SCHEDULE		OPP. STRENGTH OF SCHEDULE		TEAM RPI		ADJ RPI		CONF. RPI		ADJ CONF. RPI				
DIV. I ONLY			19-36-0		.34545 253		5-10-0		152		118		218		.46352 214		8		9				
DIV. I NON-CONF.			9-16-0		.36 230		0-2-0		221		181		237		.44503 236		9		9				
TOTALS		RPI 1-25		RPI 26-50				W-L RECORDS				RPI 51-100				RPI 101-150				RPI 150+			
19-36-0		1-3-0		2-7-0				OVERALL				1-9-0				1-11-0				14-6-0			
16-16-0		1-2-0		0-0-0				HOME				1-3-0				1-7-0				13-4-0			
3-20-0		0-1-0		2-7-0				AWAY				0-6-0				0-4-0				1-2-0			
0-0-0		0-0-0		0-0-0				NEUTRAL				0-0-0				0-0-0				0-0-0			
9-16-0		0-1-0		0-3-0				NON-CONFERENCE				0-1-0				0-6-0				9-5-0			
8-10-0		0-1-0		0-0-0				HOME				0-1-0				0-5-0				8-3-0			
1-6-0		0-0-0		0-0-				AWAY				0-0-0				0-1-0				1-2-0			
0-0-0		0-0-0		0-0-0				NEUTRAL				0-0-0				0-0-0				0-0-0			
10-20-0		1-2-0		2-4-0				CONFERENCE				1-8-0				1-5-0				5-1-0			
8-6-0		1-1-0		0-0-0				HOME				1-2-0				1-2-0				5-1-0			
2-14-0		0-1-0		2-4-0				AWAY				0-6-0				0-3-0				0-0-0			
0-0-0		0-0-0		0-0-0				NEUTRAL				0-0-0				0-0-0				0-0-0			
RPI	S	Opponent		Score		RPI	S	Opponent		Score		RPI	S	Opponent		Score		RPI	S	Opponent		Score	
18	H	Mississippi St.		4	14	39	A	East Tenn. St.		2	6	56	A	Mercer		2	10	111	A	Fla. Gulf Coast		4	5
20	A	Stetson		5	9	39	A	East Tenn. St.		1	2	56	A	Mercer		2	12	111	A	Fla. Gulf Coast		5	9
20	H	Stetson		4	6	39	A	East Tenn. St.		3	8	56	A	Mercer		4	6	111	A	Fla. Gulf Coast		2	4
20	H	Stetson		9	3	42	A	Ole Miss		1	5	58	H	Belmont		3	4	112	A	Austin Peay		15	16
						42	A	Ole Miss		0	8	58	H	Belmont		9	8	112	H	Austin Peay		5	6
						42	A	Ole Miss		0	3	58	H	Belmont		2	9	116	H	Tennessee		3	7
						46	A	Jacksonville		11	8	88	H	Western Ky.		3	6	121	H	Purdue		0	1
						46	A	Jacksonville		5	10	95	A	Kennesaw St.		2	6	121	H	Purdue		6	10
						46	A	Jacksonville		7	5	95	A	Kennesaw St.		0	2	121	H	Purdue		3	10
												95	A	Kennesaw St.		7	11	130	H	North Florida		4	6
																		130	H	North Florida		5	7
																		130	H	North Florida		4	2
																		194	H	Marshall		3	1
																		194	H	Marshall		7	3
																		194	H	Marshall		2	3
																		195	H	Dayton		3	8
																		195	H	Dayton		18	2
																		200	A	Middle Tenn.		5	3
																		200	H	Middle Tenn.		2	1
																		209	A	Tennessee Tech		9	12
																		209	H	Tennessee Tech		5	6
																		213	H	Bradley		9	5
																		213	H	Bradley		4	3
																		215	H	S.C. Upstate		3	4
																		215	H	S.C. Upstate		10	7
																		215	H	S.C. Upstate		5	4
																		223	A	UT Martin		4	7
LAST 15 GAMES						LAST 15 GAMES						LAST 15 GAMES						LAST 15 GAMES					
						111	A	Fla. Gulf Coast		2	4	209	A	Tennessee Tech		9	12						
						111	A	Fla. Gulf Coast		4	5	255	H	Campbell		12	7						
						111	A	Fla. Gulf Coast		5	9	255	H	Campbell		8	5						
						112	H	Austin Peay		5	6												
						20	H	Stetson		9	3												

Non-Div. I Games:

Lipscomb

20	H	Stetson	4	6
20	A	Stetson	5	9

RPI	S	Opponent	Score	
255	H	Campbell	12	7
255	H	Campbell	4	3
255	H	Campbell	8	5
279	H	Morehead St.	12	2
298	H	Alabama A&M	13	3

Average RPI Win:		104	WON-LOST RECORD		WINNING PCT. RANK		LAST 15 GAMES		STRENGTH OF SCHEDULE		OPP. STRENGTH OF SCHEDULE		TEAM RPI		ADJ RPI		CONF. RPI		ADJ CONF. RPI				
Average RPI Loss:		66																					
DIV. I ONLY			29-27-0		.51786 138		7-8-0		37		40		67		.54169 65		10		10				
DIV. I NON-CONF.			16-13-0		.55172 120		3-3-0		14		3		35		.56863 37		8		8				
TOTALS		RPI 1-25		RPI 26-50		W-L RECORDS		RPI 51-100		RPI 101-150		RPI 150+											
29-27-0		5-14-0		3-3-0		OVERALL		7-2-0		5-4-0		9-4-0											
17-12-0		3-5-0		1-0-0		HOME		4-2-0		4-2-0		5-3-0											
11-14-0		1-9-0		2-2-0		AWAY		3-0-0		1-2-0		4-1-0											
1-1-0		1-0-0		0-1-0		NEUTRAL		0-0-0		0-0-0		0-0-0											
16-13-0		4-9-0		1-2-0		NON-CONFERENCE		7-2-0		0-0-0		4-0-0											
9-6-0		2-4-0		1-0-0		HOME		4-2-0		0-0-0		2-0-0											
6-6-0		1-5-0		0-0-		AWAY		3-0-0		0-0-0		2-0-0											
1-1-0		1-0-0		0-1-0		NEUTRAL		0-0-0		0-0-0		0-0-0											
13-14-0		1-5-0		2-1-0		CONFERENCE		0-0-0		5-4-0		5-4-0											
8-6-0		1-1-0		0-0-0		HOME		0-0-0		4-2-0		3-3-0											
5-8-0		0-4-0		2-1-0		AWAY		0-0-0		1-2-0		2-1-0											
0-0-0		0-0-0		0-0-0		NEUTRAL		0-0-0		0-0-0		0-0-0											
RPI	S	Opponent		Score		RPI	S	Opponent		Score		RPI	S	Opponent		Score		RPI	S	Opponent		Score	
7	A	Arizona St.		9	17	26	N	California		1	6	54	H	Oregon		4	1	101	H	Cal Poly		0	10
7	A	Arizona St.		3	6	27	A	UC Irvine		5	0	54	H	Oregon		7	6	101	H	Cal Poly		5	2
7	A	Arizona St.		2	9	27	A	UC Irvine		0	2	54	H	Oregon		0	5	101	H	Cal Poly		4	3
12	N	Rice		2	1	27	A	UC Irvine		8	6	68	H	Hawaii		4	3	110	H	UC Riverside		7	5
13	A	Stanford		6	3	34	A	UCLA		4	6	89	A	Southern California		7	1	110	H	UC Riverside		2	14
13	A	Stanford		5	6	34	H	UCLA		4	2	89	H	Southern California		5	4	110	H	UC Riverside		1	0
13	A	Stanford		1	6							90	A	San Francisco		5	4	135	A	UC Santa Barbara		6	2
15	A	Cal St. Fullerton		12	14							98	A	Loyola Marymount		3	2	135	A	UC Santa Barbara		2	7
15	A	Cal St. Fullerton		2	4							98	H	Loyola Marymount		1	5	135	A	UC Santa Barbara		3	5
15	A	Cal St. Fullerton		1	2													160	A	San Diego St.		7	6
15	A	Cal St. Fullerton		1	6													160	H	San Diego St.		3	1
15	H	Cal St. Fullerton		3	4													171	A	Pepperdine		7	5
15	H	Cal St. Fullerton		8	5													171	H	Pepperdine		4	3
19	H	Arizona		1	7													210	A	Pacific		4	5
19	H	Arizona		1	9													210	A	Pacific		5	3
19	H	Arizona		2	1													210	A	Pacific		20	0
25	H	Oregon St.		6	9													211	H	UC Davis		1	11
25	H	Oregon St.		0	4													211	H	UC Davis		1	8
25	H	Oregon St.		2	1													211	H	UC Davis		3	1
																		219	H	Cal St. Northridge		4	3
																		219	H	Cal St. Northridge		0	2
																		219	H	Cal St. Northridge		2	0
						LAST 15 GAMES																	
						27	A	UC Irvine		5	0	15	A	Cal St. Fullerton		1	6						
						27	A	UC Irvine		8	6	15	A	Cal St. Fullerton		12	14						
						27	A	UC Irvine		0	2	15	A	Cal St. Fullerton		2	4						
						219	H	Cal St. Northridge		4	3												
						219	H	Cal St. Northridge		2	0												

Non-Div. I Games:

Long Beach St.

219	H	Cal St. Northridge	0	2
171	H	Pepperdine	4	3

L
o
n
g
B
e
a
c
h
S
t
.

L
o
n
g
B
e
a
c
h
S
t
.

Average RPI Win:	219	WON-LOST RECORD	WINNING PCT. RANK	LAST 15 GAMES	STRENGTH OF SCHEDULE	OPP. STRENGTH OF SCHEDULE	TEAM RPI	ADJ RPI	CONF. RPI	ADJ CONF. RPI		
DIV. I ONLY		28-23-0	.54902	110	6-9-0	271	259	204	.47089	199	24	24
DIV. I NON-CONF.		9-10-0	.47368	166	1-1-0	288	277	252	.43819	251	28	27
<hr/>												
TOTALS	RPI 1-25	RPI 26-50		W-L RECORDS		RPI 51-100		RPI 101-150		RPI 150+		
28-23-0	0-0-0	0-0-0		OVERALL		6-4-0		0-4-0		22-15-0		
13-4-0	0-0-0	0-0-0		HOME		1-0-0		0-0-0		12-4-0		
13-15-0	0-0-0	0-0-0		AWAY		5-3-0		0-4-0		8-8-0		
2-4-0	0-0-0	0-0-0		NEUTRAL		0-1-0		0-0-0		2-3-0		
<hr/>												
9-10-0	0-0-0	0-0-0		NON-CONFERENCE		3-2-0		0-0-0		6-8-0		
2-0-0	0-0-0	0-0-0		HOME		1-0-0		0-0-0		1-0-0		
5-8-0	0-0-0	0-0-		AWAY		2-2-0		0-0-0		3-6-0		
2-2-0	0-0-0	0-0-0		NEUTRAL		0-0-0		0-0-0		2-2-0		
<hr/>												
19-13-0	0-0-0	0-0-0		CONFERENCE		3-2-0		0-4-0		16-7-0		
11-4-0	0-0-0	0-0-0		HOME		0-0-0		0-0-0		11-4-0		
8-7-0	0-0-0	0-0-0		AWAY		3-1-0		0-4-0		5-2-0		
0-2-0	0-0-0	0-0-0		NEUTRAL		0-1-0		0-0-0		0-1-0		
<hr/>												
RPI	S	Opponent	Score	RPI	S	Opponent	Score	RPI	S	Opponent	Score	
						51 A Kansas St.	4 2	117 A Monmouth			1	17
						51 A Kansas St.	0 3	117 A Monmouth			5	6
						51 A Kansas St.	2 14	117 A Monmouth			2	5
						51 A Kansas St.	6 5	117 A Monmouth			1	6
						52 H St. John's (NY)	5 3	152 A Fordham			2	3
						86 A Sacred Heart	9 8	170 N Dartmouth			0	6
						86 A Sacred Heart	1 4	176 A Bryant			4	2
						86 A Sacred Heart	3 0	176 A Bryant			4	0
						86 A Sacred Heart	6 3	176 A Bryant			5	10
						86 N Sacred Heart	1 10	197 H Central Conn. St.			2	10
								197 H Central Conn. St.			0	8
								197 H Central Conn. St.			1	0
								197 N Central Conn. St.			1	2
								205 H Hofstra			6	4
								244 A George Mason			8	15
								244 A George Mason			1	2
								244 A George Mason			6	22
								244 A George Mason			1	5
								245 H Wagner			3	2
								245 H Wagner			0	11
								245 H Wagner			5	4
								245 H Wagner			4	8
								247 A Lafayette			10	13
								259 H Quinnipiac			10	9
								259 H Quinnipiac			5	1
								259 H Quinnipiac			8	2
								259 H Quinnipiac			4	1
<hr/>												
LAST 15 GAMES												
						197 N Central Conn. St.	1 2	117 A Monmouth			5	6
						86 N Sacred Heart	1 10	117 A Monmouth			1	6
						197 H Central Conn. St.	0 8	205 H Hofstra			6	4
						197 H Central Conn. St.	2 10					
						197 H Central Conn. St.	1 0					

Non-Div. I Games:

Long Island

117 A Monmouth	1	17
117 A Monmouth	2	5

RPI	S	Opponent	Score	
274	N	Butler	14	6
281	H	Mt. St. Mary's	5	0
281	H	Mt. St. Mary's	6	2
281	H	Mt. St. Mary's	6	5
281	H	Mt. St. Mary's	11	9
286	A	Fairleigh Dickinson	3	1
286	A	Fairleigh Dickinson	9	3
286	A	Fairleigh Dickinson	1	4
286	A	Fairleigh Dickinson	5	3
288	N	UMBC	8	13
296	N	Chicago St.	9	8
299	A	Md.-East. Shore	12	7
299	A	Md.-East. Shore	6	5
299	A	Md.-East. Shore	13	3

L
o
n
g
I
s
l
a
n
d

L
o
n
g
I
s
l
a
n
d

Average RPI Win: 244		WON-LOST RECORD		WINNING PCT. RANK		LAST 15 GAMES		STRENGTH OF SCHEDULE		OPP. STRENGTH OF SCHEDULE		TEAM RPI		ADJ RPI		CONF. RPI		ADJ CONF. RPI	
DIV. I ONLY		28-18-0		.6087 64		7-8-0		297		257		239		.44718 242		28		28	
DIV. I NON-CONF.		24-17-0		.58537 96		6-8-0		297		270		230		.44573 232		27		29	
TOTALS		RPI 1-25		RPI 26-50		W-L RECORDS		RPI 51-100		RPI 101-150		RPI 150+							
28-18-0		0-0-0		2-0-0		OVERALL		0-2-0		0-0-0		26-16-0							
17-9-0		0-0-0		1-0-0		HOME		0-1-0		0-0-0		16-8-0							
11-9-0		0-0-0		1-0-0		AWAY		0-1-0		0-0-0		10-8-0							
0-0-0		0-0-0		0-0-0		NEUTRAL		0-0-0		0-0-0		0-0-0							
24-17-0		0-0-0		2-0-0		NON-CONFERENCE		0-2-0		0-0-0		22-15-0							
14-8-0		0-0-0		1-0-0		HOME		0-1-0		0-0-0		13-7-0							
10-9-0		0-0-0		1-0-		AWAY		0-1-0		0-0-0		9-8-0							
0-0-0		0-0-0		0-0-0		NEUTRAL		0-0-0		0-0-0		0-0-0							
4-1-0		0-0-0		0-0-0		CONFERENCE		0-0-0		0-0-0		4-1-0							
3-1-0		0-0-0		0-0-0		HOME		0-0-0		0-0-0		3-1-0							
1-0-0		0-0-0		0-0-0		AWAY		0-0-0		0-0-0		1-0-0							
0-0-0		0-0-0		0-0-0		NEUTRAL		0-0-0		0-0-0		0-0-0							
RPI	S	Opponent	Score	RPI	S	Opponent	Score	RPI	S	Opponent	Score	RPI	S	Opponent	Score				
48	A	James Madison	6 4	91	A	VMI	5 12	168	A	William & Mary	4 1								
48	H	James Madison	9 8	91	H	VMI	4 5	168	A	William & Mary	4 2								
								168	A	William & Mary	1 6								
								168	H	William & Mary	7 0								
								177	H	La Salle	0 3								
								177	H	La Salle	1 6								
								177	H	La Salle	2 7								
								179	A	Bucknell	2 3								
								179	A	Bucknell	2 11								
								179	A	Bucknell	6 2								
								179	A	Bucknell	1 2								
								192	A	VCU	6 1								
								192	H	VCU	4 8								
								224	H	Le Moyne	10 0								
								224	H	Le Moyne	2 6								
								224	H	Le Moyne	4 3								
								244	H	George Mason	5 12								
								266	A	Norfolk St.	14 21								
								266	A	Norfolk St.	3 8								
								266	H	Norfolk St.	11 0								
								266	H	Norfolk St.	7 4								
								272	H	Cleveland St.	9 4								
								272	H	Cleveland St.	10 22								
								272	H	Cleveland St.	8 3								
								275	H	Buffalo	9 6								
								275	H	Buffalo	5 4								
								275	H	Buffalo	15 5								
LAST 15 GAMES																			
266	A	Norfolk St.	3 8	284	A	N.C. A&T	9 3	272	H	Cleveland St.	10 22								
266	A	Norfolk St.	14 21	284	H	N.C. A&T	1 2	272	H	Cleveland St.	8 3								
91	A	VMI	5 12	284	H	N.C. A&T	7 6	275	H	Buffalo	9 6								
48	A	James Madison	6 4					275	H	Buffalo	5 4								
168	A	William & Mary	4 1					275	H	Buffalo	15 5								

Non-Div. I Games:

Longwood

168	A	William & Mary	4	2
284	A	N.C. A&T	4	10

RPI	S	Opponent	Score	
275	H	Buffalo	8	2
284	A	N.C. A&T	4	10
284	A	N.C. A&T	9	3
284	H	N.C. A&T	7	6
284	H	N.C. A&T	1	2
288	A	UMBC	1	6
288	A	UMBC	8	4
288	A	UMBC	11	0
297	H	Coppin St.	5	1
297	H	Coppin St.	9	2
297	H	Coppin St.	13	2
299	A	Md.-East. Shore	3	1
299	A	Md.-East. Shore	5	3
300	A	N.C. Central	16	6
300	H	N.C. Central	9	7

234	A	Sacramento St.	2	1
234	A	Sacramento St.	4	5

RPI	S	Opponent	Score	
200	H	Middle Tenn.	6	9
229	H	Alcorn St.	5	1
234	A	Sacramento St.	4	5
234	A	Sacramento St.	8	3
234	A	Sacramento St.	2	1
234	A	Sacramento St.	4	1
258	A	Grambling	7	3
258	H	Grambling	13	0
258	H	Grambling	5	2
270	H	Tex.-Pan American	8	10
270	H	Tex.-Pan American	5	4
270	H	Tex.-Pan American	9	5
280	H	Mississippi Val.	15	1
280	H	Mississippi Val.	5	4

Louisiana Tech

L
o
u
i
s
i
a
n
a
T
e
c
h

L
o
u
i
s
i
a
n
a
T
e
c
h

Average RPI Win:		140	WON-LOST RECORD		WINNING PCT. RANK		LAST 15 GAMES		STRENGTH OF SCHEDULE		OPP. STRENGTH OF SCHEDULE		TEAM RPI		ADJ RPI		CONF. RPI		ADJ CONF. RPI	
DIV. I ONLY			32-29-0		.52459 134		7-8-0		70		106		93		.5246 97		12		12	
DIV. I NON-CONF.			15-14-0		.51724 149		1-1-0		86		125		100		.52147 102		12		12	
TOTALS		RPI 1-25		RPI 26-50		W-L RECORDS		RPI 51-100		RPI 101-150		RPI 150+								
32-29-0		0-1-0		5-2-0		OVERALL		4-11-0		5-9-0		18-6-0								
17-13-0		0-1-0		4-0-0		HOME		3-1-0		1-7-0		9-4-0								
9-14-0		0-0-0		1-2-0		AWAY		0-9-0		1-1-0		7-2-0								
6-2-0		0-0-0		0-0-0		NEUTRAL		1-1-0		3-1-0		2-0-0								
15-14-0		0-1-0		4-0-0		NON-CONFERENCE		1-3-0		4-8-0		6-2-0								
8-10-0		0-1-0		4-0-0		HOME		1-0-0		1-7-0		2-2-0								
4-4-0		0-0-0		0-0-		AWAY		0-3-0		1-1-0		3-0-0								
3-0-0		0-0-0		0-0-0		NEUTRAL		0-0-0		2-0-0		1-0-0								
17-15-0		0-0-0		1-2-0		CONFERENCE		3-8-0		1-1-0		12-4-0								
9-3-0		0-0-0		0-0-0		HOME		2-1-0		0-0-0		7-2-0								
5-10-0		0-0-0		1-2-0		AWAY		0-6-0		0-0-0		4-2-0								
3-2-0		0-0-0		0-0-0		NEUTRAL		1-1-0		1-1-0		1-0-0								
RPI	S	Opponent		Score		RPI	S	Opponent		Score		RPI	S	Opponent		Score				
4	H	Vanderbilt		1	5	32	A	Connecticut		5	7	52	A	St. John's (NY)		2	8			
						32	A	Connecticut		2	6	52	A	St. John's (NY)		2	7			
						32	A	Connecticut		6	3	52	A	St. John's (NY)		5	6			
						37	H	Kent St.		1	0	52	N	St. John's (NY)		7	5			
						37	H	Kent St.		5	3	52	N	St. John's (NY)		1	5			
						37	H	Kent St.		3	2	57	A	Seton Hall		0	1			
						37	H	Kent St.		11	2	57	A	Seton Hall		4	9			
												57	A	Seton Hall		0	1			
												88	A	Western Ky.		5	15			
												88	H	Western Ky.		3	1			
												89	A	Southern California		3	4			
												89	A	Southern California		4	9			
												96	H	South Fla.		7	2			
												96	H	South Fla.		6	4			
												96	H	South Fla.		5	10			
LAST 15 GAMES																				
						52	N	St. John's (NY)		1	5	155	H	Notre Dame		14	2			
						52	N	St. John's (NY)		7	5	143	A	Indiana		8	4			
						138	N	Pittsburgh		12	2	32	A	Connecticut		6	3			
						156	N	Cincinnati		5	3									
						138	N	Pittsburgh		2	7									

Non-Div. I Games:

Louisville

155 H Notre Dame	1	2
155 H Notre Dame	7	5

RPI	S	Opponent	Score	
171	A	Pepperdine	4	2
171	A	Pepperdine	8	0
171	A	Pepperdine	7	0
208	H	Georgetown	9	4
208	H	Georgetown	11	3
208	H	Georgetown	3	2
212	H	Toledo	2	4
212	H	Toledo	1	3
212	H	Toledo	4	2
225	N	Michigan	6	3
279	H	Morehead St.	6	1

L
o
u
i
s
v
i
l
l
e

L
o
u
i
s
v
i
l
l
e

186 H Portland	2	3
186 H Portland	2	8

RPI	S	Opponent	Score	
219	A	Cal St. Northridge	5	3
219	H	Cal St. Northridge	8	0
228	A	Santa Clara	7	1
228	A	Santa Clara	3	0
228	A	Santa Clara	11	2

Loyola Marymount

L
o
y
o
l
a
M
a
r
y
m
o
u
n
t

L
o
y
o
l
a
M
a
r
y
m
o
u
n
t

Average RPI Win: 224		WON-LOST RECORD		WINNING PCT. RANK		LAST 15 GAMES		STRENGTH OF SCHEDULE		OPP. STRENGTH OF SCHEDULE		TEAM RPI		ADJ RPI		CONF. RPI		ADJ CONF. RPI	
DIV. I ONLY		30-23-0		.56604 99		12-3-0		209		211		156		.50034 154		26		26	
DIV. I NON-CONF.		9-17-0		.34615 235		2-2-0		58		150		172		.4847 171		25		25	
TOTALS		RPI 1-25		RPI 26-50		W-L RECORDS		RPI 51-100		RPI 101-150		RPI 150+							
30-23-0		1-6-0		1-1-0		OVERALL		2-7-0		1-3-0		25-6-0							
12-2-0		0-0-0		0-0-0		HOME		0-0-0		0-0-0		12-2-0							
11-17-0		1-6-0		0-0-0		AWAY		2-7-0		1-3-0		7-1-0							
7-4-0		0-0-0		1-1-0		NEUTRAL		0-0-0		0-0-0		6-3-0							
9-17-0		1-6-0		1-1-0		NON-CONFERENCE		0-4-0		1-3-0		6-3-0							
0-0-0		0-0-0		0-0-0		HOME		0-0-0		0-0-0		0-0-0							
4-13-0		1-6-0		0-0-		AWAY		0-4-0		1-3-0		2-0-0							
5-4-0		0-0-0		1-1-0		NEUTRAL		0-0-0		0-0-0		4-3-0							
21-6-0		0-0-0		0-0-0		CONFERENCE		2-3-0		0-0-0		19-3-0							
12-2-0		0-0-0		0-0-0		HOME		0-0-0		0-0-0		12-2-0							
7-4-0		0-0-0		0-0-0		AWAY		2-3-0		0-0-0		5-1-0							
2-0-0		0-0-0		0-0-0		NEUTRAL		0-0-0		0-0-0		2-0-0							
RPI S	Opponent	Score		RPI S	Opponent	Score		RPI S	Opponent	Score		RPI S	Opponent	Score					
1 A	North Carolina	0	4	38 N	FIU	4	1	83 A	Stony Brook	1	8	114 A	Rider	2	3				
6 A	Florida St.	2	10	48 N	James Madison	2	5	83 A	Stony Brook	0	7	114 A	Rider	8	3				
6 A	Florida St.	3	9					83 A	Stony Brook	7	3	114 A	Rider	2	9				
20 A	Stetson	1	3					83 A	Stony Brook	7	8	114 A	Rider	2	7				
20 A	Stetson	6	0					83 A	Stony Brook	8	1	206 H	Binghamton	2	1				
20 A	Stetson	2	6					87 A	UNLV	2	8	206 H	Binghamton	6	5				
22 A	UCF	3	6					87 A	UNLV	11	16	206 H	Binghamton	7	2				
								87 A	UNLV	14	15	206 H	Binghamton	0	8				
								87 A	UNLV	4	12	206 N	Binghamton	4	3				
												208 N	Georgetown	10	5				
												208 N	Georgetown	3	15				
												232 N	Northeastern	5	2				
												237 A	Albany (NY)	18	9				
												237 A	Albany (NY)	8	3				
												237 A	Albany (NY)	19	6				
												237 H	Albany (NY)	3	0				
												237 H	Albany (NY)	5	3				
												237 H	Albany (NY)	6	7				
												237 N	Albany (NY)	10	1				
												248 N	Penn	10	5				
												248 N	Penn	4	7				
												269 N	St. Peter's	5	1				
												269 N	St. Peter's	5	7				
												286 A	Fairleigh Dickinson	5	1				
												286 A	Fairleigh Dickinson	4	1				
												288 H	UMBC	6	1				
												288 H	UMBC	3	2				
Non-Div. I Games:		Rollins		10 4		Rollins		5 4		Rollins		2 5		Colby		4 2		Maine	

206 N Binghamton	4	3
206 H Binghamton	7	2

RPI	S	Opponent	Score	
288	H	UMBC	4	0
288	H	UMBC	11	5
291	A	Hartford	1	4
291	A	Hartford	5	1
291	A	Hartford	3	1
291	H	Hartford	3	2
291	H	Hartford	13	4
291	H	Hartford	12	2

Maine

M
a
i
n
e

M
a
i
n
e

Average RPI Win: 203		WON-LOST RECORD		WINNING PCT. RANK		LAST 15 GAMES		STRENGTH OF SCHEDULE		OPP. STRENGTH OF SCHEDULE		TEAM RPI		ADJ RPI		CONF. RPI		ADJ CONF. RPI	
DIV. I ONLY		34-19-0		.64151 42		11-4-0		213		194		108		.51818 109		22		22	
DIV. I NON-CONF.		11-17-0		.39286 213		2-2-0		198		132		211		.4637 210		22		22	
TOTALS		RPI 1-25		RPI 26-50		W-L RECORDS		RPI 51-100		RPI 101-150		RPI 150+							
34-19-0		0-1-0		0-4-0		OVERALL		2-0-0		4-6-0		28-8-0							
11-1-0		0-0-0		0-0-0		HOME		0-0-0		4-1-0		7-0-0							
19-16-0		0-1-0		0-3-0		AWAY		2-0-0		0-5-0		17-7-0							
4-2-0		0-0-0		0-1-0		NEUTRAL		0-0-0		0-0-0		4-1-0							
11-17-0		0-1-0		0-4-0		NON-CONFERENCE		2-0-0		0-5-0		9-7-0							
2-0-0		0-0-0		0-0-0		HOME		0-0-0		0-0-0		2-0-0							
8-15-0		0-1-0		0-0-		AWAY		2-0-0		0-5-0		6-6-0							
1-2-0		0-0-0		0-1-0		NEUTRAL		0-0-0		0-0-0		1-1-0							
23-2-0		0-0-0		0-0-0		CONFERENCE		0-0-0		4-1-0		19-1-0							
9-1-0		0-0-0		0-0-0		HOME		0-0-0		4-1-0		5-0-0							
11-1-0		0-0-0		0-0-0		AWAY		0-0-0		0-0-0		11-1-0							
3-0-0		0-0-0		0-0-0		NEUTRAL		0-0-0		0-0-0		3-0-0							
RPI	S	Opponent		Score		RPI	S	Opponent		Score		RPI	S	Opponent		Score			
2	A	Florida		3	17	39	A	East Tenn. St.		2	5	57	A	Seton Hall		6	3		
						39	A	East Tenn. St.		1	7	86	A	Sacred Heart		11	3		
						39	A	East Tenn. St.		7	19								
						46	N	Jacksonville		4	5								

Non-Div. I Games:

Manhattan

253	A	Iona	7	1
253	A	Iona	5	4

RPI	S	Opponent	Score	
203	H	Fairfield	6	1
203	H	Fairfield	6	2
220	A	St. Joseph's	10	7
221	H	Canisius	4	3
221	H	Canisius	1	0
221	N	Canisius	3	2
236	A	Villanova	6	7
253	A	Iona	6	5
253	A	Iona	7	1
253	A	Iona	5	4
269	A	St. Peter's	11	3
269	A	St. Peter's	6	2
269	A	St. Peter's	3	1
278	A	NYIT	20	10
283	A	Niagara	4	0
283	A	Niagara	9	7
283	A	Niagara	4	5
286	H	Fairleigh Dickinson	9	1
293	A	NJIT	8	1

M
a
n
h
a
t
t
a
n

M
a
n
h
a
t
t
a
n

Average RPI Win:	216	WON-LOST RECORD	WINNING PCT. RANK	LAST 15 GAMES	STRENGTH OF SCHEDULE	OPP. STRENGTH OF SCHEDULE	TEAM RPI	ADJ RPI	CONF. RPI	ADJ CONF. RPI		
DIV. I ONLY		35-17-0	.67308	26	10-5-0	230	231	104	.51987	105	22	22
DIV. I NON-CONF.		22-6-0	.78571	11	3-2-0	183	234	44	.56021	45	22	22
<hr/>												
TOTALS	RPI 1-25	RPI 26-50		W-L RECORDS		RPI 51-100		RPI 101-150		RPI 150+		
35-17-0	0-0-0	1-2-0		OVERALL		1-0-0		0-7-0		33-8-0		
12-5-0	0-0-0	0-0-0		HOME		0-0-0		0-3-0		12-2-0		
21-11-0	0-0-0	1-2-0		AWAY		1-0-0		0-3-0		19-6-0		
2-1-0	0-0-0	0-0-0		NEUTRAL		0-0-0		0-1-0		2-0-0		
<hr/>												
22-6-0	0-0-0	1-2-0		NON-CONFERENCE		1-0-0		0-1-0		20-3-0		
4-1-0	0-0-0	0-0-0		HOME		0-0-0		0-0-0		4-1-0		
16-4-0	0-0-0	1-0-		AWAY		1-0-0		0-0-0		14-2-0		
2-1-0	0-0-0	0-0-0		NEUTRAL		0-0-0		0-1-0		2-0-0		
<hr/>												
13-11-0	0-0-0	0-0-0		CONFERENCE		0-0-0		0-6-0		13-5-0		
8-4-0	0-0-0	0-0-0		HOME		0-0-0		0-3-0		8-1-0		
5-7-0	0-0-0	0-0-0		AWAY		0-0-0		0-3-0		5-4-0		
0-0-0	0-0-0	0-0-0		NEUTRAL		0-0-0		0-0-0		0-0-0		
<hr/>												
RPI	S	Opponent	Score	RPI	S	Opponent	Score	RPI	S	Opponent	Score	
39	A	East Tenn. St.	4 9	100	A	UNC Wilmington	5 4	109	A	Manhattan	1 3	
39	A	East Tenn. St.	5 11					109	A	Manhattan	8 11	
39	A	East Tenn. St.	5 1					109	A	Manhattan	1 5	
								114	H	Rider	2 4	
								114	H	Rider	2 3	
								114	H	Rider	3 4	
								149	N	Miami (OH)	1 8	
								151	N	West Virginia	9 8	
								172	A	Richmond	6 1	
								172	A	Richmond	8 5	
								172	A	Richmond	12 3	
								176	A	Bryant	1 3	
								177	H	La Salle	1 4	
								177	H	La Salle	2 1	
								178	H	Holy Cross	6 5	
								179	A	Bucknell	13 1	
								182	A	Towson	9 4	
								182	A	Towson	8 3	
								187	N	Army	15 7	
								191	A	Siena	2 3	
								191	A	Siena	3 5	
				LAST 15 GAMES				191	A	Siena	4 3	
				191	A	Siena	4 3	177	H	La Salle	2 1	
				191	A	Siena	3 5	230	A	Brown	4 3	
				191	A	Siena	2 3	230	A	Brown	1 3	
				253	H	Iona	6 2					
				253	H	Iona	3 1					
								203	H	Fairfield	5 2	
								203	H	Fairfield	2 3	
								203	H	Fairfield	7 2	
								205	A	Hofstra	12 11	
								206	H	Binghamton	3 2	

Non-Div. I Games:

Marist

253	H	Iona	10	4
177	H	La Salle	1	4

RPI	S	Opponent	Score	
221	A	Canisius	7	3
221	A	Canisius	8	12
221	A	Canisius	13	3
230	A	Brown	1	3
230	A	Brown	4	3
237	H	Albany (NY)	6	4
253	H	Iona	10	4
253	H	Iona	6	2
253	H	Iona	3	1
261	A	George Washington	17	9
261	A	George Washington	19	1
261	A	George Washington	10	5
269	A	St. Peter's	4	6
269	A	St. Peter's	7	1
269	A	St. Peter's	14	7
271	A	Delaware St.	6	0
271	A	Delaware St.	10	3
271	A	Delaware St.	11	4
283	H	Niagara	7	3
283	H	Niagara	4	1
283	H	Niagara	4	0

Average RPI Win: 166		WON-LOST RECORD		WINNING PCT. RANK		LAST 15 GAMES		STRENGTH OF SCHEDULE		OPP. STRENGTH OF SCHEDULE		TEAM RPI		ADJ RPI		CONF. RPI		ADJ CONF. RPI					
DIV. I ONLY		20-31-0		.39216 227		5-10-0		150		107		194		.47607 194		5		5					
DIV. I NON-CONF.		13-14-0		.48148 159		0-1-0		268		254		222		.45638 220		5		5					
TOTALS		RPI 1-25		RPI 26-50		W-L RECORDS		RPI 51-100		RPI 101-150		RPI 150+											
20-31-0		1-9-0		1-3-0		OVERALL		4-8-0		4-2-0		10-9-0											
5-8-0		0-0-0		1-2-0		HOME		3-6-0		0-0-0		1-0-0											
5-18-0		1-9-0		0-1-0		AWAY		0-1-0		2-1-0		2-6-0											
10-5-0		0-0-0		0-0-0		NEUTRAL		1-1-0		2-1-0		7-3-0											
13-14-0		0-1-0		0-1-0		NON-CONFERENCE		1-2-0		2-1-0		10-9-0											
1-0-0		0-0-0		0-0-0		HOME		0-0-0		0-0-0		1-0-0											
2-9-0		0-1-0		0-0-		AWAY		0-1-0		0-0-0		2-6-0											
10-5-0		0-0-0		0-0-0		NEUTRAL		1-1-0		2-1-0		7-3-0											
7-17-0		1-8-0		1-2-0		CONFERENCE		3-6-0		2-1-0		0-0-0											
4-8-0		0-0-0		1-2-0		HOME		3-6-0		0-0-0		0-0-0											
3-9-0		1-8-0		0-0-0		AWAY		0-0-0		2-1-0		0-0-0											
0-0-0		0-0-0		0-0-0		NEUTRAL		0-0-0		0-0-0		0-0-0											
RPI	S	Opponent		Score		RPI	S	Opponent		Score		RPI	S	Opponent		Score							
3	A	Virginia		0	1	29	H	East Carolina		8	9	62	A	Col. of Charleston		6	8	104	N	Radford	7	9	
12	A	Rice		6	9	29	H	East Carolina		4	5	63	H	Houston		7	10	107	N	Kentucky	6	4	
12	A	Rice		4	5	29	H	East Carolina		7	1	63	H	Houston		4	3	115	A	Memphis	8	9	
12	A	Rice		0	9	44	A	Coastal Caro.		2	4	63	H	Houston		1	12	115	A	Memphis	20	4	
22	A	UCF		10	13							74	H	UAB		1	2	115	A	Memphis	8	5	
22	A	UCF		6	0							74	H	UAB		2	3	149	N	Miami (OH)	4	3	
22	A	UCF		1	8							74	H	UAB		3	2	214	A	Lipscomb	1	3	
24	A	Southern Miss.		4	9							77	H	Tulane		7	6	214	A	Lipscomb	3	7	
24	A	Southern Miss.		8	10							77	H	Tulane		4	5	214	A	Lipscomb	3	2	
24	A	Southern Miss.		7	8							77	H	Tulane		12	15	226	N	St. Bonaventure	14	3	
												80	N	Ga. Southern		3	9	226	N	St. Bonaventure	2	9	
												80	N	Ga. Southern		5	3	226	N	St. Bonaventure	18	9	
																		227	A	Ohio	7	3	
																		227	A	Ohio	8	9	
																		227	A	Ohio	12	13	
																		227	A	Ohio	1	5	
																		238	N	Ball St.	12	8	
																		254	A	Eastern Ky.	6	9	
																		254	H	Eastern Ky.	4	2	
																		254	N	Eastern Ky.	8	5	
																		259	N	Quinnipiac	3	8	
																		259	N	Quinnipiac	7	3	
																		272	N	Cleveland St.	2	7	
																		297	N	Coppin St.	3	2	
																		297	N	Coppin St.	9	0	
						LAST 15 GAMES																	
																		22	A	UCF	1	8	
																		22	A	UCF	10	13	
																		22	A	UCF	6	0	
																		77	H	Tulane	12	15	
																		77	H	Tulane	7	6	

Non-Div. I Games:

Marshall

77	H	Tulane	4	5
104	N	Radford	7	9

M
a
r
s
h
a
l
l

M
a
r
s
h
a
l
l

Average RPI Win:		153	WON-LOST RECORD		WINNING PCT. RANK		LAST 15 GAMES		STRENGTH OF SCHEDULE		OPP. STRENGTH OF SCHEDULE		TEAM RPI	ADJ RPI		CONF. RPI	ADJ CONF. RPI				
DIV. I ONLY			21-35-0		.375 237		4-11-0		24		31		112	.51694 113		2	2				
DIV. I NON-CONF.			16-10-0		.61538 77		3-2-0		70		198		62	.5481 63		2	2				
TOTALS		RPI 1-25		RPI 26-50		W-L RECORDS		RPI 51-100		RPI 101-150		RPI 150+									
21-35-0		4-18-0		1-4-0		OVERALL		1-7-0		1-3-0		14-3-0									
15-16-0		2-4-0		0-1-0		HOME		1-7-0		1-2-0		11-2-0									
6-19-0		2-14-0		1-3-0		AWAY		0-0-0		0-1-0		3-1-0									
0-0-0		0-0-0		0-0-0		NEUTRAL		0-0-0		0-0-0		0-0-0									
16-10-0		1-3-0		0-2-0		NON-CONFERENCE		1-1-0		0-1-0		14-3-0									
12-4-0		0-0-0		0-1-0		HOME		1-1-0		0-0-0		11-2-0									
4-6-0		1-3-0		0-0-		AWAY		0-0-0		0-1-0		3-1-0									
0-0-0		0-0-0		0-0-0		NEUTRAL		0-0-0		0-0-0		0-0-0									
5-25-0		3-15-0		1-2-0		CONFERENCE		0-6-0		1-2-0		0-0-0									
3-12-0		2-4-0		0-0-0		HOME		0-6-0		1-2-0		0-0-0									
2-13-0		1-11-0		1-2-0		AWAY		0-0-0		0-0-0		0-0-0									
0-0-0		0-0-0		0-0-0		NEUTRAL		0-0-0		0-0-0		0-0-0									
RPI	S	Opponent		Score		RPI	S	Opponent		Score		RPI	S	Opponent		Score					
1	A	North Carolina		4	5	36	A	North Carolina St.		13	11	66	H	Wake Forest		2	6				
1	A	North Carolina		0	5	36	A	North Carolina St.		5	9	66	H	Wake Forest		0	4				
1	A	North Carolina		4	8	36	A	North Carolina St.		5	7	66	H	Wake Forest		5	15				
3	A	Virginia		2	4	48	A	James Madison		12	13	79	H	Virginia Tech		5	13				
3	A	Virginia		2	4	48	H	James Madison		1	6	79	H	Virginia Tech		2	7				
3	A	Virginia		1	14							79	H	Virginia Tech		2	11				
6	H	Florida St.		0	6							84	H	Liberty		4	11				
6	H	Florida St.		3	12							84	H	Liberty		10	5				
6	H	Florida St.		5	0																
8	A	Clemson		7	6																
8	A	Clemson		0	7																
8	A	Clemson		3	12																
10	A	Georgia Tech		3	9																
10	A	Georgia Tech		2	6																
10	A	Georgia Tech		0	1																
11	A	Texas		4	7																
11	A	Texas		10	1																
11	A	Texas		0	16																
11	A	Texas		0	8																
17	H	Miami (FL)		2	5																
17	H	Miami (FL)		10	2																
17	H	Miami (FL)		4	10																
						LAST 15 GAMES															
						66 H Wake Forest						0	4	182 A Towson						2	3
						66 H Wake Forest						5	15	182 H Towson						6	10
						66 H Wake Forest						2	6	36 A North Carolina St.						5	7
						161 A Delaware						7	6								
						1 A North Carolina						4	8								

Non-Div. I Games:

Maryland

1 A North Carolina	4	5
1 A North Carolina	0	5

M
a
r
y
l
a
n
d

M
a
r
y
l
a
n
d

Average RPI Win:	223	WON-LOST	WINNING	LAST 15	STRENGTH OF	OPP. STRENGTH	TEAM	ADJ	CONF.	ADJ CONF.	
Average RPI Loss:	155	RECORD	PCT. RANK	GAMES	SCHEDULE	OF SCHEDULE	RPI	RPI	RPI	RPI	
DIV. I ONLY	17-29-1	.37234	244	5-9-1	196	234	237	.45136	235	19	19
DIV. I NON-CONF.	9-13-0	.40909	199	2-0-0	273	215	251	.43843	250	20	21
<hr/>											
TOTALS	RPI 1-25	RPI 26-50		W-L RECORDS		RPI 51-100		RPI 101-150		RPI 150+	
17-29-1	0-0-0	0-2-0		OVERALL		1-7-0		0-4-0		16-16-1	
4-9-1	0-0-0	0-1-0		HOME		1-2-0		0-3-0		3-3-1	
7-13-0	0-0-0	0-1-0		AWAY		0-5-0		0-0-0		7-7-0	
6-7-0	0-0-0	0-0-0		NEUTRAL		0-0-0		0-1-0		6-6-0	
<hr/>											
9-13-0	0-0-0	0-2-0		NON-CONFERENCE		0-2-0		0-1-0		9-8-0	
1-1-0	0-0-0	0-1-0		HOME		0-0-0		0-0-0		1-0-0	
2-5-0	0-0-0	0-0-		AWAY		0-2-0		0-0-0		2-2-0	
6-7-0	0-0-0	0-0-0		NEUTRAL		0-0-0		0-1-0		6-6-0	
<hr/>											
8-16-1	0-0-0	0-0-0		CONFERENCE		1-5-0		0-3-0		7-8-1	
3-8-1	0-0-0	0-0-0		HOME		1-2-0		0-3-0		2-3-1	
5-8-0	0-0-0	0-0-0		AWAY		0-3-0		0-0-0		5-5-0	
0-0-0	0-0-0	0-0-0		NEUTRAL		0-0-0		0-0-0		0-0-0	
<hr/>											
RPI	S	Opponent	Score	RPI	S	Opponent	Score	RPI	S	Opponent	Score
				32	A	Connecticut	1 7	70	A	Rhode Island	4 10
				32	H	Connecticut	3 18	70	A	Rhode Island	1 4
								70	A	Rhode Island	5 9
								73	H	Charlotte	6 17
								73	H	Charlotte	4 11
								73	H	Charlotte	5 1
								78	A	Sam Houston St.	1 9
								78	A	Sam Houston St.	2 6
										142	H Xavier
										142	H Xavier
										142	H Xavier
										143	N Indiana
										152	A Fordham
										152	H Fordham
										152	H Fordham
										152	H Fordham
										178	A Holy Cross
										179	N Bucknell
										187	N Army
										188	N Navy
										191	A Siena
										195	H Dayton
										195	H Dayton
										195	H Dayton
										197	A Central Conn. St.
										202	N Northwestern
										212	N Toledo
										213	N Bradley
										225	N Michigan
										225	N Michigan
LAST 15 GAMES										225	N Michigan
				226	A	St. Bonaventure	5 10	70	A	Rhode Island	5 9
				226	A	St. Bonaventure	7 5	70	A	Rhode Island	4 10
				226	A	St. Bonaventure	0 10	259	H	Quinnipiac	8 1
				152	H	Fordham	2 2			232	N Northeastern
				152	H	Fordham	6 12			237	N Albany (NY)

Non-Div. I Games:

Massachusetts

Massachusetts

152 H Fordham	5	4
70 A Rhode Island	1	4

Through Games Of 2011 Final

RPI	S	Opponent	Score	
259	H	Quinnipiac	8	1
261	A	George Washington	6	3
261	A	George Washington	5	10
261	A	George Washington	8	4
267	A	Temple	25	10
267	A	Temple	9	10
267	A	Temple	14	2
282	N	Harvard	0	1
288	N	UMBC	9	5
291	A	Hartford	15	0

Massachusetts

M
a
s
s
a
c
h
u
s
e
t
t
s

M
a
s
s
a
c
h
u
s
e
t
t
s

Average RPI Win:		146	WON-LOST RECORD		WINNING PCT. RANK		LAST 15 GAMES		STRENGTH OF SCHEDULE		OPP. STRENGTH OF SCHEDULE		TEAM RPI		ADJ RPI		CONF. RPI		ADJ CONF. RPI	
Average RPI Loss:		106																		
DIV. I ONLY			26-30-0		.46429 174		6-9-0		104		114		151		.50377 140		9		8	
DIV. I NON-CONF.			12-11-0		.52174 140		1-1-0		167		138		137		.50634 129		10		10	
TOTALS			RPI 1-25		RPI 26-50		W-L RECORDS		RPI 51-100		RPI 101-150		RPI 150+							
26-30-0			1-1-0		1-3-0		OVERALL		7-12-0		6-9-0		11-5-0							
19-13-0			0-0-0		0-0-0		HOME		4-7-0		5-3-0		10-3-0							
7-17-0			1-1-0		1-3-0		AWAY		3-5-0		1-6-0		1-2-0							
0-0-0			0-0-0		0-0-0		NEUTRAL		0-0-0		0-0-0		0-0-0							
12-11-0			1-1-0		0-1-0		NON-CONFERENCE		3-4-0		1-2-0		7-3-0							
9-6-0			0-0-0		0-0-0		HOME		2-3-0		1-2-0		6-1-0							
3-5-0			1-1-0		0-0-		AWAY		1-1-0		0-0-0		1-2-0							
0-0-0			0-0-0		0-0-0		NEUTRAL		0-0-0		0-0-0		0-0-0							
14-19-0			0-0-0		1-2-0		CONFERENCE		4-8-0		5-7-0		4-2-0							
10-7-0			0-0-0		0-0-0		HOME		2-4-0		4-1-0		4-2-0							
4-12-0			0-0-0		1-2-0		AWAY		2-4-0		1-6-0		0-0-0							
0-0-0			0-0-0		0-0-0		NEUTRAL		0-0-0		0-0-0		0-0-0							
RPI	S	Opponent	Score		RPI	S	Opponent	Score		RPI	S	Opponent	Score		RPI	S	Opponent	Score		
14	A	Arkansas	3	8	28	A	LSU	0	6	59	A	Southeastern La.	9	4	108	A	Texas-Arlington	2	4	
14	A	Arkansas	8	6	40	A	Texas St.	6	2	59	A	Southeastern La.	4	8	108	A	Texas-Arlington	3	8	
					40	A	Texas St.	7	14	59	A	Southeastern La.	8	4	108	A	Texas-Arlington	13	5	
					40	A	Texas St.	2	5	63	A	Houston	10	2	120	A	Lamar	3	5	
										63	H	Houston	11	14	120	H	Lamar	12	4	
										70	H	Rhode Island	2	5	120	H	Lamar	4	2	
										70	H	Rhode Island	2	9	133	H	Louisiana Tech	6	7	
										70	H	Rhode Island	11	5	133	H	Louisiana Tech	7	6	
										78	H	Sam Houston St.	1	6	133	H	Louisiana Tech	10	11	
										78	H	Sam Houston St.	6	5	147	H	UTSA	9	3	
										78	H	Sam Houston St.	5	11	147	H	UTSA	3	12	
										81	A	La.-Lafayette	3	12	147	H	UTSA	5	1	
										81	H	La.-Lafayette	7	6	150	A	Nicholls St.	3	4	
										85	A	A&M-Corpus Christi	3	4	150	A	Nicholls St.	2	7	
										85	A	A&M-Corpus Christi	8	10	150	A	Nicholls St.	3	8	
										85	A	A&M-Corpus Christi	2	6	162	H	Central Ark.	9	6	
										93	H	Stephen F. Austin	7	3	162	H	Central Ark.	10	8	
										93	H	Stephen F. Austin	6	8	162	H	Central Ark.	2	4	
										93	H	Stephen F. Austin	6	11	167	H	Northwestern St.	6	5	
															167	H	Northwestern St.	3	7	
															167	H	Northwestern St.	3	2	
					LAST 15 GAMES										184	A	La.-Monroe	6	11	
					150	A	Nicholls St.	3	4	120	H	Lamar	12	4	184	H	La.-Monroe	3	5	
					150	A	Nicholls St.	3	8	120	A	Lamar	3	5	217	A	Southern U.	1	8	
					150	A	Nicholls St.	2	7	289	H	New Orleans	8	1	217	H	Southern U.	10	8	
					147	H	UTSA	3	12						258	A	Grambling	17	10	
					147	H	UTSA	9	3						258	H	Grambling	14	1	

Non-Div. I Games:

McNeese St.

McNeese St.

147	H	UTSA	5	1
120	H	Lamar	4	2

Through Games Of 2011 Final

RPI	S	Opponent	Score	
262	H	Houston Baptist	4	3
262	H	Houston Baptist	4	3
262	H	Houston Baptist	11	2
289	H	New Orleans	8	1

McNeese St.

M
c
N
e
e
s
e
s
t
.

M
c
N
e
e
s
e
s
t
.

Average RPI Win: 288		WON-LOST RECORD	WINNING PCT. RANK		LAST 15 GAMES	STRENGTH OF SCHEDULE	OPP. STRENGTH OF SCHEDULE	TEAM RPI	ADJ RPI		CONF. RPI	ADJ CONF. RPI
Average RPI Loss: 231												
DIV. I ONLY		9-41-0	.18	294	4-11-0	291	292	298	.3337	299	32	32
DIV. I NON-CONF.		1-28-0	.03448	300	0-6-0	287	289	299	.30966	299	32	32
<hr/>												
TOTALS		RPI 1-25		RPI 26-50		W-L RECORDS		RPI 51-100		RPI 101-150		RPI 150+
9-41-0		0-0-0		0-0-0		OVERALL		0-0-0		0-6-0		9-35-0
7-17-0		0-0-0		0-0-0		HOME		0-0-0		0-3-0		7-14-0
1-22-0		0-0-0		0-0-0		AWAY		0-0-0		0-3-0		1-19-0
1-2-0		0-0-0		0-0-0		NEUTRAL		0-0-0		0-0-0		1-2-0
1-28-0		0-0-0		0-0-0		NON-CONFERENCE		0-0-0		0-3-0		1-25-0
1-11-0		0-0-0		0-0-0		HOME		0-0-0		0-0-0		1-11-0
0-17-0		0-0-0		0-0-		AWAY		0-0-0		0-3-0		0-14-0
0-0-0		0-0-0		0-0-0		NEUTRAL		0-0-0		0-0-0		0-0-0
8-13-0		0-0-0		0-0-0		CONFERENCE		0-0-0		0-3-0		8-10-0
6-6-0		0-0-0		0-0-0		HOME		0-0-0		0-3-0		6-3-0
1-5-0		0-0-0		0-0-0		AWAY		0-0-0		0-0-0		1-5-0
1-2-0		0-0-0		0-0-0		NEUTRAL		0-0-0		0-0-0		1-2-0
RPI	S	Opponent	Score	RPI	S	Opponent	Score	RPI	S	Opponent	Score	
										126 H Bethune-Cookman	3	7
										126 H Bethune-Cookman	2	3
										126 H Bethune-Cookman	4	5
										134 A Appalachian St.	0	9
										134 A Appalachian St.	2	13
										134 A Appalachian St.	0	4
										172 A Richmond	1	8
										172 A Richmond	2	5
										172 A Richmond	5	7
										182 A Towson	7	26
										188 A Navy	3	10
										188 H Navy	3	14
										199 H Long Island	7	12
										199 H Long Island	5	6
										199 H Long Island	3	13
										233 A Lehigh	3	14
										242 H Longwood	3	5
										242 H Longwood	1	3
										255 A Campbell	13	25
										255 A Campbell	12	19
										261 A George Washington	3	7
										261 H George Washington	0	8
										266 H Norfolk St.	2	1
										266 H Norfolk St.	1	6
										266 H Norfolk St.	4	16
										267 A Temple	1	14
										269 A St. Peter's	3	5
<hr/>												
LAST 15 GAMES												
								</				

Non-Div. I Games:

Md.-East. Shore

281	A	Mt. St. Mary's	2	13
281	A	Mt. St. Mary's	4	7

RPI	S	Opponent	Score	
269	A	St. Peter's	1	5
271	A	Delaware St.	4	14
271	A	Delaware St.	6	5
271	A	Delaware St.	0	6
271	N	Delaware St.	0	5
281	A	Mt. St. Mary's	2	13
281	A	Mt. St. Mary's	4	7
281	H	Mt. St. Mary's	4	15
281	H	Mt. St. Mary's	7	8
284	A	N.C. A&T	5	12
284	A	N.C. A&T	3	14
284	A	N.C. A&T	6	9
284	N	N.C. A&T	1	10
286	H	Fairleigh Dickinson	2	3
286	H	Fairleigh Dickinson	9	8
286	H	Fairleigh Dickinson	20	22
294	H	Florida A&M	10	7
294	H	Florida A&M	10	5
294	H	Florida A&M	9	2
294	N	Florida A&M	11	6
297	H	Coppin St.	6	2
297	H	Coppin St.	7	11
297	H	Coppin St.	16	6

M
d
.
-
E
a
s
t
.
S
h
o
r
e

M
d
.
-
E
a
s
t
.
S
h
o
r
e

Average RPI Win: 137		WON-LOST	WINNING	LAST 15	STRENGTH OF		OPP. STRENGTH	TEAM	ADJ	CONF.	ADJ CONF.				
Average RPI Loss: 89		RECORD	PCT. RANK	GAMES	SCHEDULE		OF SCHEDULE	RPI	RPI	RPI	RPI				
DIV. I ONLY		30-27-0	.52632	129	6-9-0		124	47	106	.51414	115	5	5		
DIV. I NON-CONF.		17-13-0	.56667	105	0-1-0		239	104	156	.49027	163	5	5		
TOTALS		RPI 1-25	RPI 26-50		W-L RECORDS		RPI 51-100		RPI 101-150		RPI 150+				
30-27-0		4-10-0	2-4-0		OVERALL		9-4-0		3-2-0		12-7-0				
21-14-0		3-5-0	1-0-0		HOME		2-1-0		3-1-0		12-7-0				
8-10-0		1-2-0	1-4-0		AWAY		6-3-0		0-1-0		0-0-0				
1-3-0		0-3-0	0-0-0		NEUTRAL		1-0-0		0-0-0		0-0-0				
17-13-0		0-3-0	1-2-0		NON-CONFERENCE		2-1-0		3-2-0		11-5-0				
15-8-0		0-2-0	1-0-0		HOME		0-0-0		3-1-0		11-5-0				
2-4-0		0-0-0	0-0-		AWAY		2-1-0		0-1-0		0-0-0				
0-1-0		0-1-0	0-0-0		NEUTRAL		0-0-0		0-0-0		0-0-0				
13-14-0		4-7-0	1-2-0		CONFERENCE		7-3-0		0-0-0		1-2-0				
6-6-0		3-3-0	0-0-0		HOME		2-1-0		0-0-0		1-2-0				
6-6-0		1-2-0	1-2-0		AWAY		4-2-0		0-0-0		0-0-0				
1-2-0		0-2-0	0-0-0		NEUTRAL		1-0-0		0-0-0		0-0-0				
RPI	S	Opponent	Score	RPI	S	Opponent	Score	RPI	S	Opponent	Score	RPI	S	Opponent	Score
12	A	Rice	6 10	29	A	East Carolina	2 3	63	H	Houston	4 0	125	H	Evansville	13 9
12	A	Rice	6 7	29	A	East Carolina	3 5	63	H	Houston	0 14	125	H	Evansville	8 4
12	A	Rice	5 3	29	A	East Carolina	3 2	63	H	Houston	6 3	125	H	Evansville	17 6
12	N	Rice	5 8	42	A	Ole Miss	2 4	74	A	UAB	6 4	131	A	Arkansas St.	4 5
14	H	Arkansas	3 7	42	H	Ole Miss	9 2	74	A	UAB	4 3	131	H	Arkansas St.	8 9
14	N	Arkansas	2 7	43	A	Auburn	2 6	74	A	UAB	6 1	157	H	Southern Ill.	0 2
18	H	Mississippi St.	3 8					74	N	UAB	5 4	194	H	Marshall	4 20
22	H	UCF	12 7					77	A	Tulane	3 10	194	H	Marshall	9 8
22	H	UCF	4 5					77	A	Tulane	7 6	194	H	Marshall	5 8
22	H	UCF	9 11					77	A	Tulane	2 3	200	H	Middle Tenn.	0 4
22	N	UCF	9 16					95	A	Kennesaw St.	1 2	200	H	Middle Tenn.	9 6
24	H	Southern Miss.	16 8					95	A	Kennesaw St.	5 4	223	H	UT Martin	11 5
24	H	Southern Miss.	6 5					95	A	Kennesaw St.	13 7	229	H	Alcorn St.	13 5
24	H	Southern Miss.	5 8									229	H	Alcorn St.	15 5
												229	H	Alcorn St.	17 3
												241	H	Eastern Ill.	11 7
												241	H	Eastern Ill.	1 3
												241	H	Eastern Ill.	3 4
												254	H	Eastern Ky.	11 2
												269	H	St. Peter's	6 2
												269	H	St. Peter's	5 3
												269	H	St. Peter's	12 3
												280	H	Mississippi Val.	2 3
												280	H	Mississippi Val.	7 0
				LAST 15 GAMES											
				74	N	UAB	5 4	12	A	Rice	6 7				
				12	N	Rice	5 8	12	A	Rice	5 3				
				22	N	UCF	9 16	12	A	Rice	6 10				
				63	H	Houston	0 14								
				63	H	Houston	4 0								

Non-Div. I Games:

Memphis

63	H	Houston	6	3
18	H	Mississippi St.	3	8

M
e
m
p
h
i
s

M
e
m
p
h
i
s

Average RPI Win: 165		WON-LOST	WINNING	LAST 15	STRENGTH OF		OPP. STRENGTH	TEAM	ADJ		CONF.	ADJ CONF.			
Average RPI Loss: 74		RECORD	PCT. RANK	GAMES	SCHEDULE		OF SCHEDULE	RPI	RPI		RPI	RPI			
DIV. I ONLY		39-20-0	.66102	33	10-5-0		134	153	56	.54743	56	8	9		
DIV. I NON-CONF.		19-6-0	.76	16	2-2-0		184	269	59	.55238	58	9	9		
TOTALS		RPI 1-25	RPI 26-50		W-L RECORDS		RPI 51-100		RPI 101-150		RPI 150+				
39-20-0		3-4-0	4-4-0		OVERALL		8-5-0		5-7-0		19-0-0				
20-9-0		1-1-0	2-4-0		HOME		4-2-0		3-2-0		10-0-0				
16-9-0		2-3-0	0-0-0		AWAY		3-1-0		2-5-0		9-0-0				
3-2-0		0-0-0	2-0-0		NEUTRAL		1-2-0		0-0-0		0-0-0				
19-6-0		3-1-0	0-0-0		NON-CONFERENCE		4-1-0		2-4-0		10-0-0				
12-3-0		1-1-0	0-0-0		HOME		3-1-0		1-1-0		7-0-0				
7-3-0		2-0-0	0-0-		AWAY		1-0-0		1-3-0		3-0-0				
0-0-0		0-0-0	0-0-0		NEUTRAL		0-0-0		0-0-0		0-0-0				
20-14-0		0-3-0	4-4-0		CONFERENCE		4-4-0		3-3-0		9-0-0				
8-6-0		0-0-0	2-4-0		HOME		1-1-0		2-1-0		3-0-0				
9-6-0		0-3-0	0-0-0		AWAY		2-1-0		1-2-0		6-0-0				
3-2-0		0-0-0	2-0-0		NEUTRAL		1-2-0		0-0-0		0-0-0				
RPI S	Opponent	Score		RPI S	Opponent	Score		RPI S	Opponent	Score		RPI S	Opponent	Score	
10 A	Georgia Tech	4	2	39 H	East Tenn. St.	10	8	58 A	Belmont	6	2	111 H	Fla. Gulf Coast	3	6
10 H	Georgia Tech	6	3	39 H	East Tenn. St.	1	4	58 A	Belmont	9	0	111 H	Fla. Gulf Coast	9	3
16 A	Georgia	4	2	39 H	East Tenn. St.	12	2	58 A	Belmont	1	2	111 H	Fla. Gulf Coast	15	6
16 H	Georgia	6	8	46 H	Jacksonville	5	6	58 N	Belmont	4	6	119 A	Georgia St.	4	9
20 A	Stetson	2	3	46 H	Jacksonville	6	9	58 N	Belmont	7	9	119 H	Georgia St.	5	14
20 A	Stetson	3	4	46 H	Jacksonville	6	7	80 A	Ga. Southern	14	1	119 H	Georgia St.	9	6
20 A	Stetson	2	3	46 N	Jacksonville	1	0	84 H	Liberty	17	5	130 A	North Florida	0	5
				46 N	Jacksonville	2	1	84 H	Liberty	7	2	130 A	North Florida	5	7
								84 H	Liberty	6	4	130 A	North Florida	11	6
								84 H	Liberty	4	5	136 A	Winthrop	3	6
								95 H	Kennesaw St.	7	4	136 A	Winthrop	5	1
								95 H	Kennesaw St.	3	5	136 A	Winthrop	6	7
								95 N	Kennesaw St.	6	4	214 H	Lipscomb	10	2
												214 H	Lipscomb	6	4
												214 H	Lipscomb	12	2
												215 A	S.C. Upstate	13	6
												215 A	S.C. Upstate	11	3
												215 A	S.C. Upstate	5	3
												255 A	Campbell	12	3
												255 A	Campbell	16	5
												255 A	Campbell	9	5
				LAST 15 GAMES								282 H	Harvard	14	3
				58 N	Belmont	7	9	39 H	East Tenn. St.	10	8	292 A	Savannah St.	11	4
				46 N	Jacksonville	1	0	119 H	Georgia St.	9	6	292 H	Savannah St.	8	4
				58 N	Belmont	4	6	215 A	S.C. Upstate	5	3	294 A	Florida A&M	19	6
				46 N	Jacksonville	2	1					294 A	Florida A&M	5	1
				95 N	Kennesaw St.	6	4					294 H	Florida A&M	24	1

Non-Div. I Games:

Mercer

39	H	East Tenn. St.	1	4
39	H	East Tenn. St.	12	2

RPI	S	Opponent	Score	
294	H	Florida A&M	9	4
295	H	Alabama St.	8	0
295	H	Alabama St.	9	1
295	H	Alabama St.	18	2

Mercer

M
e
r
c
e
r

M
e
r
c
e
r

Average RPI Win: 86		WON-LOST RECORD		WINNING PCT. RANK		LAST 15 GAMES		STRENGTH OF SCHEDULE		OPP. STRENGTH OF SCHEDULE		TEAM RPI		ADJ RPI		CONF. RPI		ADJ CONF. RPI	
Average RPI Loss: 47																			
DIV. I ONLY		37-23-0		.61667 58		7-8-0		20		4		14		.58254 17		2		2	
DIV. I NON-CONF.		16-12-0		.57143 101		2-4-0		51		6		51		.55329 56		2		2	
TOTALS		RPI 1-25		RPI 26-50		W-L RECORDS		RPI 51-100		RPI 101-150		RPI 150+							
37-23-0		6-14-0		5-0-0		OVERALL		10-4-0		12-3-0		4-2-0							
22-11-0		2-5-0		3-0-0		HOME		6-2-0		7-2-0		4-2-0							
10-11-0		3-8-0		0-0-0		AWAY		3-2-0		4-1-0		0-0-0							
5-1-0		1-1-0		2-0-0		NEUTRAL		1-0-0		1-0-0		0-0-0							
16-12-0		1-5-0		2-0-0		NON-CONFERENCE		3-4-0		6-1-0		4-2-0							
13-5-0		1-0-0		0-0-0		HOME		3-2-0		5-1-0		4-2-0							
0-7-0		0-5-0		0-0-		AWAY		0-2-0		0-0-0		0-0-0							
3-0-0		0-0-0		2-0-0		NEUTRAL		0-0-0		1-0-0		0-0-0							
21-11-0		5-9-0		3-0-0		CONFERENCE		7-0-0		6-2-0		0-0-0							
9-6-0		1-5-0		3-0-0		HOME		3-0-0		2-1-0		0-0-0							
10-4-0		3-3-0		0-0-0		AWAY		3-0-0		4-1-0		0-0-0							
2-1-0		1-1-0		0-0-0		NEUTRAL		1-0-0		0-0-0		0-0-0							
RPI S	Opponent	Score		RPI S	Opponent	Score		RPI S	Opponent	Score		RPI S	Opponent	Score					
1 A	North Carolina	13	6	36 H	North Carolina St.	4	1	55 A	Fla. Atlantic	4	7	111 H	Fla. Gulf Coast	13	2				
1 A	North Carolina	5	3	36 H	North Carolina St.	14	13	55 H	Fla. Atlantic	4	7	111 H	Fla. Gulf Coast	5	2				
1 A	North Carolina	1	8	36 H	North Carolina St.	3	0	55 H	Fla. Atlantic	7	3	111 N	Fla. Gulf Coast	8	1				
1 N	North Carolina	7	5	46 N	Jacksonville	7	2	60 H	Illinois St.	5	4	113 A	Maryland	5	2				
2 A	Florida	3	5	46 N	Jacksonville	6	3	60 H	Illinois St.	2	9	113 A	Maryland	2	10				
2 A	Florida	4	11					66 A	Wake Forest	4	3	113 A	Maryland	10	4				
2 A	Florida	3	8					66 A	Wake Forest	4	1	122 H	Duke	0	2				
2 A	Florida	0	1					66 A	Wake Forest	5	3	122 H	Duke	5	2				
2 A	Florida	4	5					66 N	Wake Forest	4	2	122 H	Duke	4	1				
3 A	Virginia	2	3					79 H	Virginia Tech	2	1	126 H	Bethune-Cookman	5	3				
3 A	Virginia	4	5					79 H	Virginia Tech	3	1	134 H	Appalachian St.	5	7				
3 A	Virginia	6	2					79 H	Virginia Tech	11	1	134 H	Appalachian St.	10	0				
3 N	Virginia	4	6					96 A	South Fla.	2	4	134 H	Appalachian St.	6	3				
6 H	Florida St.	5	1					96 H	South Fla.	14	5	139 A	Boston College	19	4				
6 H	Florida St.	0	2									139 A	Boston College	7	6				
6 H	Florida St.	5	6									169 H	Rutgers	5	6				
10 H	Georgia Tech	1	3									169 H	Rutgers	2	1				
10 H	Georgia Tech	3	12									169 H	Rutgers	5	3				
10 H	Georgia Tech	3	8									205 H	Hofstra	0	5				
22 H	UCF	4	1									205 H	Hofstra	9	3				
												205 H	Hofstra	16	4				
LAST 15 GAMES																			
2 A	Florida	4	11	122 H	Duke	5	2												
46 N	Jacksonville	6	3	122 H	Duke	0	2												
2 A	Florida	4	5	122 H	Duke	4	1												
46 N	Jacksonville	7	2																
66 N	Wake Forest	4	2																

Non-Div. I Games: Barry 10 5

Miami (FL)

3 N Virginia	4	6
1 N North Carolina	7	5

M
i
a
m
i
(
F
L
)

M
i
a
m
i
(
F
L
)

Average RPI Win: 195		WON-LOST	WINNING	LAST 15	STRENGTH OF		OPP. STRENGTH	TEAM	ADJ	CONF.	ADJ CONF.								
Average RPI Loss: 167		RECORD	PCT. RANK	GAMES	SCHEDULE		OF SCHEDULE	RPI	RPI	RPI	RPI								
DIV. I ONLY		35-25-0	.58333	86	9-6-0		215	212	148	.50084	149	20	20						
DIV. I NON-CONF.		14-15-0	.48276	157	1-2-0		186	241	176	.4815	177	19	19						
<hr/>																			
TOTALS		RPI 1-25		RPI 26-50		W-L RECORDS		RPI 51-100		RPI 101-150		RPI 150+							
35-25-0		0-0-0		1-3-0		OVERALL		1-3-0		10-4-0		23-15-0							
15-4-0		0-0-0		0-0-0		HOME		0-0-0		4-1-0		11-3-0							
11-12-0		0-0-0		1-2-0		AWAY		0-2-0		2-1-0		8-7-0							
9-9-0		0-0-0		0-1-0		NEUTRAL		1-1-0		4-2-0		4-5-0							
14-15-0		0-0-0		0-0-0		NON-CONFERENCE		1-3-0		6-4-0		7-8-0							
3-1-0		0-0-0		0-0-0		HOME		0-0-0		1-1-0		2-0-0							
5-6-0		0-0-0		0-0-		AWAY		0-2-0		2-1-0		3-3-0							
6-8-0		0-0-0		0-0-0		NEUTRAL		1-1-0		3-2-0		2-5-0							
21-10-0		0-0-0		1-3-0		CONFERENCE		0-0-0		4-0-0		16-7-0							
12-3-0		0-0-0		0-0-0		HOME		0-0-0		3-0-0		9-3-0							
6-6-0		0-0-0		1-2-0		AWAY		0-0-0		0-0-0		5-4-0							
3-1-0		0-0-0		0-1-0		NEUTRAL		0-0-0		1-0-0		2-0-0							
RPI	S	Opponent		Score	RPI	S	Opponent		Score	RPI	S	Opponent		Score					
					37	A	Kent St.		6 8	60	N	Illinois St.		8 1					
					37	A	Kent St.		1 14	62	A	Col. of Charleston		2 6					
					37	A	Kent St.		3 2	82	N	Michigan St.		5 7					
					37	N	Kent St.		0 11	100	A	UNC Wilmington		3 7					
													105	N	Marist		8 1		
													107	N	Kentucky		3 1		
													132	H	Central Mich.		3 0		
													132	H	Central Mich.		2 1		
													132	H	Central Mich.		9 4		
													132	N	Central Mich.		5 2		
													142	A	Xavier		2 3		
													142	H	Xavier		0 6		
													142	N	Xavier		10 2		
													142	N	Xavier		1 4		
													143	A	Indiana		10 3		
													143	H	Indiana		6 1		
													146	N	Wright St.		2 5		
													148	A	Ohio St.		12 4		
													151	N	West Virginia		12 5		
													156	A	Cincinnati		6 9		
													156	H	Cincinnati		10 4		
													181	A	Northern Ill.		8 0		
													181	A	Northern Ill.		0 2		
													181	A	Northern Ill.		4 7		
													189	H	Western Mich.		9 0		
													189	H	Western Mich.		8 7		
													189	H	Western Mich.		5 7		
													189	N	Western Mich.		12 2		
													194	N	Marshall		3 4		
													195	A	Dayton		0 6		
													204	N	Yale		2 3		
<hr/>																			
LAST 15 GAMES																			
					37	N	Kent St.		0 11	142	H	Xavier		0 6	189	H	Western Mich.		5 7
					132	N	Central Mich.		5 2	275	H	Buffalo		8 2	189	N	Western Mich.		12 2
					189	N	Western Mich.		12 2	275	H	Buffalo		5 2	194	N	Marshall		3 4
					212	N	Toledo		3 1						195	A	Dayton		0 6
					227	A	Ohio		9 10						204	N	Yale		2 3

Non-Div. I Games:

Miami (OH)

227 A Ohio	2	3
227 A Ohio	8	7

RPI	S	Opponent	Score	
212	N	Toledo	3	1
227	A	Ohio	9	10
227	A	Ohio	8	7
227	A	Ohio	2	3
231	N	Air Force	4	7
233	N	Lehigh	20	2
233	N	Lehigh	5	6
238	H	Ball St.	0	2
238	H	Ball St.	11	8
238	H	Ball St.	3	6
254	A	Eastern Ky.	6	3
254	H	Eastern Ky.	6	3
256	H	Bowling Green	7	4
256	H	Bowling Green	2	1
256	H	Bowling Green	1	0
257	A	Akron	5	4
257	A	Akron	4	3
257	A	Akron	1	0
275	H	Buffalo	5	2
275	H	Buffalo	4	2
275	H	Buffalo	8	2
279	A	Morehead St.	7	8
279	A	Morehead St.	11	4
279	A	Morehead St.	16	3
281	N	Mt. St. Mary's	2	3

M
i
a
m
i
(
O
H
)

M
i
a
m
i
(
O
H
)

Average RPI Win: 169		WON-LOST RECORD		WINNING PCT. RANK		LAST 15 GAMES		STRENGTH OF SCHEDULE		OPP. STRENGTH OF SCHEDULE		TEAM RPI		ADJ RPI		CONF. RPI		ADJ CONF. RPI	
DIV. I ONLY		16-37-0		.30189 275		4-11-0		105		157		230		.45727 225		16		16	
DIV. I NON-CONF.		9-18-0		.33333 238		3-2-0		118		157		208		.46527 208		17		17	
TOTALS		RPI 1-25		RPI 26-50		W-L RECORDS		RPI 51-100		RPI 101-150		RPI 150+							
16-37-0		0-0-0		0-3-0		OVERALL		0-9-0		7-18-0		9-7-0							
7-15-0		0-0-0		0-2-0		HOME		0-3-0		4-9-0		3-1-0							
6-14-0		0-0-0		0-0-0		AWAY		0-2-0		3-9-0		3-3-0							
3-8-0		0-0-0		0-1-0		NEUTRAL		0-4-0		0-0-0		3-3-0							
9-18-0		0-0-0		0-3-0		NON-CONFERENCE		0-6-0		2-5-0		7-4-0							
3-4-0		0-0-0		0-2-0		HOME		0-0-0		0-1-0		3-1-0							
3-6-0		0-0-0		0-0-		AWAY		0-2-0		2-4-0		1-0-0							
3-8-0		0-0-0		0-1-0		NEUTRAL		0-4-0		0-0-0		3-3-0							
7-19-0		0-0-0		0-0-0		CONFERENCE		0-3-0		5-13-0		2-3-0							
4-11-0		0-0-0		0-0-0		HOME		0-3-0		4-8-0		0-0-0							
3-8-0		0-0-0		0-0-0		AWAY		0-0-0		1-5-0		2-3-0							
0-0-0		0-0-0		0-0-0		NEUTRAL		0-0-0		0-0-0		0-0-0							
RPI S	Opponent	Score		RPI S	Opponent	Score		RPI S	Opponent	Score		RPI S	Opponent	Score					
				32 N	Connecticut	9	16	52 N	St. John's (NY)	6	13	102 H	Penn St.	5	4				
				50 H	Texas Tech	4	6	78 A	Sam Houston St.	3	11	102 H	Penn St.	0	1				
				50 H	Texas Tech	2	8	78 A	Sam Houston St.	0	8	102 H	Penn St.	8	11				
								82 H	Michigan St.	3	9	111 A	Fla. Gulf Coast	4	6				
								82 H	Michigan St.	2	8	118 H	Illinois	2	9				
								82 H	Michigan St.	4	5	118 H	Illinois	7	6				
								83 N	Stony Brook	1	3	118 H	Illinois	3	0				
								83 N	Stony Brook	1	3	121 A	Purdue	0	8				
								97 N	Louisville	3	6	121 A	Purdue	6	5				
												121 A	Purdue	2	4				
												123 A	Eastern Mich.	5	2				
												123 A	Eastern Mich.	2	8				
												123 H	Eastern Mich.	1	3				
												128 H	Minnesota	2	6				
												128 H	Minnesota	1	4				
												128 H	Minnesota	10	11				
												132 A	Central Mich.	4	9				
												136 A	Winthrop	5	8				
												136 A	Winthrop	9	8				
												143 H	Indiana	5	12				
												143 H	Indiana	3	2				
												143 H	Indiana	3	10				
												148 A	Ohio St.	3	4				
												148 A	Ohio St.	6	7				
												148 A	Ohio St.	2	7				
												155 A	Notre Dame	5	3				
												155 H	Notre Dame	2	1				
LAST 15 GAMES																			
				102 H	Penn St.	8	11	50 H	Texas Tech	2	8	148 A	Ohio St.	3	4				
				102 H	Penn St.	5	4	128 H	Minnesota	2	6	148 A	Ohio St.	6	7				
				102 H	Penn St.	0	1	128 H	Minnesota	10	11	148 A	Ohio St.	2	7				
				189 H	Western Mich.	7	4					155 A	Notre Dame	5	3				
				202 A	Northwestern	6	11					155 H	Notre Dame	2	1				

Non-Div. I Games: Alma 4 3

Michigan

202	A	Northwestern	1	7
50	H	Texas Tech	4	6

RPI	S	Opponent	Score	
169	N	Rutgers	2	8
169	N	Rutgers	2	5
169	N	Rutgers	4	9
185	A	Iowa	7	13
185	A	Iowa	2	1
185	A	Iowa	5	2
189	H	Western Mich.	7	4
202	A	Northwestern	6	11
202	A	Northwestern	1	7
212	H	Toledo	1	3
235	N	Massachusetts	11	6
235	N	Massachusetts	5	2
251	N	Oakland	2	1
256	H	Bowling Green	13	3

M
i
c
h
i
g
a
n

M
i
c
h
i
g
a
n

Average RPI Win:	155	WON-LOST RECORD	WINNING PCT. RANK	LAST 15 GAMES	STRENGTH OF SCHEDULE	OPP. STRENGTH OF SCHEDULE	TEAM RPI	ADJ RPI	CONF. RPI	ADJ CONF. RPI				
DIV. I ONLY		36-21-0	.63158	47	8-7-0	147	155	77	.53272	82	16	16		
DIV. I NON-CONF.		16-10-0	.61538	77	2-1-0	149	163	89	.5284	93	17	17		
<hr/>														
TOTALS	RPI 1-25	RPI 26-50		W-L RECORDS		RPI 51-100		RPI 101-150		RPI 150+				
36-21-0	0-1-0	0-0-0		OVERALL		1-0-0		20-15-0		15-5-0				
12-5-0	0-0-0	0-0-0		HOME		0-0-0		9-2-0		3-3-0				
11-11-0	0-0-0	0-0-0		AWAY		0-0-0		5-9-0		6-2-0				
13-5-0	0-1-0	0-0-0		NEUTRAL		1-0-0		6-4-0		6-0-0				
16-10-0	0-1-0	0-0-0		NON-CONFERENCE		1-0-0		7-6-0		8-3-0				
1-4-0	0-0-0	0-0-0		HOME		0-0-0		0-2-0		1-2-0				
4-3-0	0-0-0	0-0-		AWAY		0-0-0		3-2-0		1-1-0				
11-3-0	0-1-0	0-0-0		NEUTRAL		1-0-0		4-2-0		6-0-0				
20-11-0	0-0-0	0-0-0		CONFERENCE		0-0-0		13-9-0		7-2-0				
11-1-0	0-0-0	0-0-0		HOME		0-0-0		9-0-0		2-1-0				
7-8-0	0-0-0	0-0-0		AWAY		0-0-0		2-7-0		5-1-0				
2-2-0	0-0-0	0-0-0		NEUTRAL		0-0-0		2-2-0		0-0-0				
RPI	S	Opponent	Score		RPI	S	Opponent	Score		RPI	S	Opponent	Score	
8	N	Clemson	0 8							57	N	Seton Hall	5 4	
										102	H	Penn St.	5 4	
										102	H	Penn St.	5 4	
										102	H	Penn St.	10 5	
										118	A	Illinois	2 5	
										118	A	Illinois	8 5	
										118	A	Illinois	8 11	
										118	N	Illinois	1 4	
										118	N	Illinois	1 9	
										121	H	Purdue	6 5	
										121	H	Purdue	11 4	
										121	H	Purdue	5 3	
										121	N	Purdue	7 1	
										123	H	Eastern Mich.	15 17	
										125	A	Evansville	5 6	
										125	A	Evansville	0 2	
										125	A	Evansville	10 3	
										126	N	Bethune-Cookman	3 4	
										128	H	Minnesota	6 4	
										128	H	Minnesota	2 0	
										128	H	Minnesota	4 2	
										128	N	Minnesota	6 3	
										132	A	Central Mich.	5 2	
										132	H	Central Mich.	1 3	
										132	N	Central Mich.	3 1	
										136	N	Charleston So.	3 0	
										138	N	Pittsburgh	7 4	
										139	N	Boston College	1 4	
					LAST 15 GAMES									
					128	N	Minnesota	6 3		155	A	Notre Dame	20 3	
					118	N	Illinois	1 9		143	A	Indiana	4 7	
					118	N	Illinois	1 4		143	A	Indiana	12 13	
					121	N	Purdue	7 1						
					202	H	Northwestern	5 6						

Non-Div. I Games:

Michigan St.

Michigan St.

202 H Northwestern	10	1
202 H Northwestern	3	0

Through Games Of 2011 Final

RPI	S	Opponent	Score	
143	A	Indiana	6	8
143	A	Indiana	12	13
143	A	Indiana	4	7
144	A	Furman	7	3
148	A	Ohio St.	5	10
148	A	Ohio St.	8	9
148	A	Ohio St.	5	4
149	N	Miami (OH)	7	5
155	A	Notre Dame	20	3
155	N	Notre Dame	2	1
156	N	Cincinnati	8	4
180	N	SIU Edwardsville	12	6
180	N	SIU Edwardsville	8	1
185	A	Iowa	7	2
185	A	Iowa	7	1
185	A	Iowa	7	19
189	A	Western Mich.	4	10
189	H	Western Mich.	1	7
202	H	Northwestern	3	0
202	H	Northwestern	5	6
202	H	Northwestern	10	1
204	N	Yale	14	1
225	A	Michigan	8	2
225	A	Michigan	5	4
225	A	Michigan	9	3
251	H	Oakland	7	9
251	H	Oakland	7	1

Michigan St.

M
i
c
h
i
g
a
n
s
t
.

M
i
c
h
i
g
a
n
s
t
.

RPI	S	Opponent	Score	
257	N	Akron	5	1

Michigan St.

M
i
c
h
i
g
a
n
s
t
.

M
i
c
h
i
g
a
n
s
t
.

Average RPI Win: 129		WON-LOST	WINNING	LAST 15	STRENGTH OF		OPP. STRENGTH	TEAM	ADJ		CONF.	ADJ CONF.		
Average RPI Loss: 110		RECORD	PCT. RANK	GAMES	SCHEDULE		OF SCHEDULE	RPI	RPI		RPI	RPI		
DIV. I ONLY		18-37-0	.32727	266	4-11-0		94	97	200		.47076	200		
DIV. I NON-CONF.		9-16-0	.36	230	1-1-0		131	131	200		.47088	200		
TOTALS		RPI 1-25	RPI 26-50		W-L RECORDS		RPI 51-100		RPI 101-150		RPI 150+			
18-37-0		0-2-0	2-4-0		OVERALL		4-12-0		5-8-0		7-11-0			
11-17-0		0-1-0	2-4-0		HOME		3-3-0		1-1-0		5-8-0			
7-20-0		0-1-0	0-0-0		AWAY		1-9-0		4-7-0		2-3-0			
0-0-0		0-0-0	0-0-0		NEUTRAL		0-0-0		0-0-0		0-0-0			
9-16-0		0-2-0	0-0-0		NON-CONFERENCE		0-1-0		5-5-0		4-8-0			
4-9-0		0-1-0	0-0-0		HOME		0-0-0		1-1-0		3-7-0			
5-7-0		0-1-0	0-0-		AWAY		0-1-0		4-4-0		1-1-0			
0-0-0		0-0-0	0-0-0		NEUTRAL		0-0-0		0-0-0		0-0-0			
9-21-0		0-0-0	2-4-0		CONFERENCE		4-11-0		0-3-0		3-3-0			
7-8-0		0-0-0	2-4-0		HOME		3-3-0		0-0-0		2-1-0			
2-13-0		0-0-0	0-0-0		AWAY		1-8-0		0-3-0		1-2-0			
0-0-0		0-0-0	0-0-0		NEUTRAL		0-0-0		0-0-0		0-0-0			
RPI	S	Opponent	Score		RPI	S	Opponent	Score		RPI	S	Opponent	Score	
4	A	Vanderbilt	1	9	38	H	FIU	2	11	55	A	Fla. Atlantic	4	12
4	H	Vanderbilt	0	1	38	H	FIU	3	9	55	A	Fla. Atlantic	2	13
					38	H	FIU	5	9	55	A	Fla. Atlantic	0	3
					49	H	Troy	1	0	58	A	Belmont	3	11
					49	H	Troy	1	11	81	A	La.-Lafayette	3	1
					49	H	Troy	4	0	81	A	La.-Lafayette	3	4
										81	A	La.-Lafayette	3	4
										88	A	Western Ky.	4	5
										88	A	Western Ky.	4	10
										88	A	Western Ky.	2	5
										88	H	Western Ky.	5	1
										88	H	Western Ky.	6	8
										88	H	Western Ky.	0	4
										99	H	South Ala.	5	2
										99	H	South Ala.	0	6
										99	H	South Ala.	13	11
LAST 15 GAMES														
					88	H	Western Ky.	6	8	116	A	Tennessee	4	5
					88	H	Western Ky.	5	1	38	H	FIU	5	9
					88	H	Western Ky.	0	4	38	H	FIU	2	11
					81	A	La.-Lafayette	3	4					
					81	A	La.-Lafayette	3	4					
										184	H	La.-Monroe	6	2
										184	H	La.-Monroe	3	8
										184	H	La.-Monroe	15	9
										186	H	Portland	8	11
										186	H	Portland	5	6
										186	H	Portland	1	2

Non-Div. I Games:

Middle Tenn.

Middle Tenn.

81	A	La.-Lafayette	3	1
116	H	Tennessee	12	3

Through Games Of 2011 Final

RPI	S	Opponent	Score	
209	A	Tennessee Tech	10	6
209	H	Tennessee Tech	6	5
214	A	Lipscomb	1	2
214	H	Lipscomb	3	5

Middle Tenn.

M
i
d
d
l
e
T
e
n
n
.

M
i
d
d
l
e
T
e
n
n
.

Average RPI Win: 240		WON-LOST RECORD	WINNING PCT. RANK	LAST 15 GAMES	STRENGTH OF SCHEDULE	OPP. STRENGTH OF SCHEDULE	TEAM RPI	ADJ RPI		CONF. RPI	ADJ CONF. RPI									
Average RPI Loss: 181																				
DIV. I ONLY		24-28-1	.46226	180	8-6-1	284	250	252	.43938	252	29	29								
DIV. I NON-CONF.		8-16-0	.33333	238	1-1-0	210	206	245	.44118	244	29	28								
<hr/>																				
TOTALS		RPI 1-25		RPI 26-50		W-L RECORDS		RPI 51-100		RPI 101-150		RPI 150+								
24-28-1		0-3-0		0-0-0		OVERALL		0-2-0		1-7-0		23-16-1								
7-8-0		0-0-0		0-0-0		HOME		0-0-0		0-3-0		7-5-0								
16-15-1		0-3-0		0-0-0		AWAY		0-0-0		1-4-0		15-8-1								
1-5-0		0-0-0		0-0-0		NEUTRAL		0-2-0		0-0-0		1-3-0								
8-16-0		0-3-0		0-0-0		NON-CONFERENCE		0-2-0		1-4-0		7-7-0								
1-1-0		0-0-0		0-0-0		HOME		0-0-0		0-0-0		1-1-0								
7-12-0		0-3-0		0-0-		AWAY		0-0-0		1-4-0		6-5-0								
0-3-0		0-0-0		0-0-0		NEUTRAL		0-2-0		0-0-0		0-1-0								
16-12-1		0-0-0		0-0-0		CONFERENCE		0-0-0		0-3-0		16-9-1								
6-7-0		0-0-0		0-0-0		HOME		0-0-0		0-3-0		6-4-0								
9-3-1		0-0-0		0-0-0		AWAY		0-0-0		0-0-0		9-3-1								
1-2-0		0-0-0		0-0-0		NEUTRAL		0-0-0		0-0-0		1-2-0								
RPI	S	Opponent		Score		RPI	S	Opponent		Score		RPI	S	Opponent		Score				
14	A	Arkansas		6	15							116	A	Tennessee		6	7			
14	A	Arkansas		3	7							116	A	Tennessee		9	6			
14	A	Arkansas		9	13							116	A	Tennessee		0	4			
												124	A	San Jose St.		4	11			
												124	A	San Jose St.		5	14			
												146	H	Wright St.		4	8			
												146	H	Wright St.		0	8			
												146	H	Wright St.		3	6			
												181	H	Northern Ill.		7	11			
												181	H	Northern Ill.		13	6			
												185	A	Iowa		4	3			
												202	A	Northwestern		10	4			
												211	N	UC Davis		1	3			
												218	A	Ill.-Chicago		6	5			
												218	A	Ill.-Chicago		4	3			
												218	A	Ill.-Chicago		10	1			
												218	N	Ill.-Chicago		0	1			
												227	A	Ohio		2	3			
												227	A	Ohio		7	2			
												227	A	Ohio		4	6			
												227	A	Ohio		3	4			
												228	A	Santa Clara		3	0			
												239	A	Valparaiso		7	3			
												239	A	Valparaiso		7	3			
												239	H	Valparaiso		4	3			
												239	H	Valparaiso		6	5			
												239	H	Valparaiso		2	14			
LAST 15 GAMES																				
				218	N	Ill.-Chicago		0	1	181	H	Northern Ill.		7	11	239	A	Valparaiso	7	3
				274	N	Butler		5	0	274	A	Butler		11	11	239	A	Valparaiso	7	3
				277	N	Youngstown St.		2	4	274	A	Butler		1	2	239	H	Valparaiso	4	3
				239	H	Valparaiso		2	14							239	H	Valparaiso	6	5
				239	H	Valparaiso		6	5							239	H	Valparaiso	2	14
<hr/>																				
Non-Div. I Games:		St. Norbert		11	0	Cardinal Stritch		7	5	Carroll (WI)		4	1	Wis. Lutheran		11	3	Milwaukee		

239	H	Valparaiso	4	3
181	H	Northern Ill.	13	6

RPI	S	Opponent	Score	
272	A	Cleveland St.	5	2
272	A	Cleveland St.	8	3
272	A	Cleveland St.	4	8
272	H	Cleveland St.	0	5
272	H	Cleveland St.	3	0
273	A	IPFW	5	4
273	A	IPFW	4	5
273	A	IPFW	5	1
273	A	IPFW	0	3
274	A	Butler	1	2
274	A	Butler	11	11
274	H	Butler	6	5
274	H	Butler	4	0
274	H	Butler	1	4
274	N	Butler	5	0
277	A	Youngstown St.	16	6
277	A	Youngstown St.	9	12
277	A	Youngstown St.	3	2
277	H	Youngstown St.	8	0
277	H	Youngstown St.	2	3
277	N	Youngstown St.	2	4

M
i
l
w
a
u
k
e
e

M
i
l
w
a
u
k
e
e

Average RPI Win:	159	WON-LOST	WINNING	LAST 15	STRENGTH OF	OPP. STRENGTH	TEAM	ADJ	CONF.	ADJ CONF.					
Average RPI Loss:	118	RECORD	PCT. RANK	GAMES	SCHEDULE	OF SCHEDULE	RPI	RPI	RPI	RPI					
DIV. I ONLY		25-23-0	.52083	135	9-6-0	122	152	123	.50802	128	16	16			
DIV. I NON-CONF.		9-10-0	.47368	166	1-0-0	121	133	147	.49828	148	17	17			
<hr/>															
TOTALS	RPI 1-25	RPI 26-50		W-L RECORDS		RPI 51-100		RPI 101-150		RPI 150+					
25-23-0	0-0-0	1-1-0		OVERALL		2-10-0		11-7-0		11-5-0					
7-6-0	0-0-0	0-0-0		HOME		0-0-0		3-3-0		4-3-0					
10-9-0	0-0-0	0-0-0		AWAY		0-4-0		5-3-0		5-2-0					
8-8-0	0-0-0	1-1-0		NEUTRAL		2-6-0		3-1-0		2-0-0					
9-10-0	0-0-0	1-1-0		NON-CONFERENCE		2-6-0		1-1-0		5-2-0					
1-0-0	0-0-0	0-0-0		HOME		0-0-0		0-0-0		1-0-0					
3-4-0	0-0-0	0-0-		AWAY		0-1-0		1-1-0		2-2-0					
5-6-0	0-0-0	1-1-0		NEUTRAL		2-5-0		0-0-0		2-0-0					
16-13-0	0-0-0	0-0-0		CONFERENCE		0-4-0		10-6-0		6-3-0					
6-6-0	0-0-0	0-0-0		HOME		0-0-0		3-3-0		3-3-0					
7-5-0	0-0-0	0-0-0		AWAY		0-3-0		4-2-0		3-0-0					
3-2-0	0-0-0	0-0-0		NEUTRAL		0-1-0		3-1-0		0-0-0					
<hr/>															
RPI	S	Opponent	Score	RPI	S	Opponent	Score	RPI	S	Opponent	Score				
				32	N	Connecticut	3 2	52	N	St. John's (NY)	1 14	101	A	Cal Poly	1 5
				45	N	Oklahoma St.	2 16	61	N	Washington St.	2 0	101	A	Cal Poly	9 4
								66	A	Wake Forest	5 7	102	A	Penn St.	3 2
								75	N	Gonzaga	8 1	102	A	Penn St.	0 7
								75	N	Gonzaga	6 15	102	A	Penn St.	2 4
								75	N	Gonzaga	3 10	102	N	Penn St.	8 2
								82	A	Michigan St.	0 2	121	H	Purdue	9 5
								82	A	Michigan St.	4 6	121	H	Purdue	4 1
								82	A	Michigan St.	2 4	121	H	Purdue	0 7
								82	N	Michigan St.	3 6	121	N	Purdue	1 0
								97	N	Louisville	0 3	143	A	Indiana	5 2
								99	N	South Ala.	3 5	143	A	Indiana	12 1
												143	A	Indiana	3 2
												148	H	Ohio St.	3 2
												148	H	Ohio St.	1 5
												148	H	Ohio St.	0 3
												148	N	Ohio St.	3 5
												148	N	Ohio St.	9 4
												159	A	South Dakota St.	6 9
												182	N	Towson	6 4
												185	H	Iowa	1 7
												185	H	Iowa	5 4
												185	H	Iowa	1 0
												202	H	Northwestern	1 4
												202	H	Northwestern	7 4
												202	H	Northwestern	3 4
												225	A	Michigan	6 2
<hr/>															
LAST 15 GAMES															
				82	N	Michigan St.	3 6	148	H	Ohio St.	3 2				
				121	N	Purdue	1 0	249	H	North Dakota St.	8 5				
				148	N	Ohio St.	9 4	102	A	Penn St.	2 4				
				102	N	Penn St.	8 2								
				148	N	Ohio St.	3 5								

Non-Div. I Games: **St. Thomas (MN)**

Minnesota

Minnesota

148 H Ohio St.	0	3
148 H Ohio St.	1	5

Through Games Of 2011 Final

RPI	S	Opponent	Score	
225	A	Michigan	4	1
225	A	Michigan	11	10
234	A	Sacramento St.	3	1
234	A	Sacramento St.	7	5
249	A	North Dakota St.	2	5
249	H	North Dakota St.	8	5
271	N	Delaware St.	7	1

Minnesota

M
i
n
n
e
s
o
t
a

M
i
n
n
e
s
o
t
a

Average RPI Win:		100	WON-LOST		WINNING		LAST 15		STRENGTH OF		OPP. STRENGTH		TEAM	ADJ		CONF.	ADJ CONF.						
Average RPI Loss:		35	RECORD		PCT. RANK		GAMES		SCHEDULE		OF SCHEDULE		RPI	RPI		RPI	RPI						
DIV. I ONLY			38-25-0		.60317		67		8-7-0		14		7		16		.58109		18	1		1	
DIV. I NON-CONF.			22-5-0		.81481		7		4-0-0		142		129		19		.5844		21	1		1	
TOTALS		RPI 1-25		RPI 26-50				W-L RECORDS				RPI 51-100				RPI 101-150				RPI 150+			
38-25-0		8-15-0		8-5-0				OVERALL				5-3-0				9-0-0				8-2-0			
22-12-0		2-4-0		5-4-0				HOME				4-2-0				4-0-0				7-2-0			
12-11-0		4-9-0		2-1-0				AWAY				1-1-0				4-0-0				1-0-0			
4-2-0		2-2-0		1-0-0				NEUTRAL				0-0-0				1-0-0				0-0-0			
22-5-0		3-0-0		0-0-0				NON-CONFERENCE				5-3-0				6-0-0				8-2-0			
15-4-0		0-0-0		0-0-0				HOME				4-2-0				4-0-0				7-2-0			
4-1-0		1-0-0		0-0-				AWAY				1-1-0				1-0-0				1-0-0			
3-0-0		2-0-0		0-0-0				NEUTRAL				0-0-0				1-0-0				0-0-0			
16-20-0		5-15-0		8-5-0				CONFERENCE				0-0-0				3-0-0				0-0-0			
7-8-0		2-4-0		5-4-0				HOME				0-0-0				0-0-0				0-0-0			
8-10-0		3-9-0		2-1-0				AWAY				0-0-0				3-0-0				0-0-0			
1-2-0		0-2-0		1-0-0				NEUTRAL				0-0-0				0-0-0				0-0-0			
RPI	S	Opponent		Score		RPI	S	Opponent		Score		RPI	S	Opponent		Score		RPI	S	Opponent		Score	
2	A	Florida		6	8	28	H	LSU		6	5	58	H	Belmont		5	3	112	N	Austin Peay		8	3
2	A	Florida		4	3	28	H	LSU		1	17	58	H	Belmont		1	2	115	A	Memphis		8	3
2	A	Florida		1	11	28	H	LSU		3	6	58	H	Belmont		14	5	116	A	Tennessee		5	2
2	H	Florida		0	18	33	H	Alabama		8	5	74	A	UAB		4	6	116	A	Tennessee		5	3
2	H	Florida		7	5	33	H	Alabama		4	5	86	H	Sacred Heart		3	8	116	A	Tennessee		16	5
2	H	Florida		1	3	33	H	Alabama		4	5	86	H	Sacred Heart		6	5	119	H	Georgia St.		7	3
2	N	Florida		5	7	42	A	Ole Miss		7	6	86	H	Sacred Heart		5	0	119	H	Georgia St.		8	1
4	A	Vanderbilt		9	8	42	A	Ole Miss		7	4	99	A	South Ala.		15	9	120	H	Lamar		2	0
4	A	Vanderbilt		0	10	42	A	Ole Miss		3	12							120	H	Lamar		17	2
4	A	Vanderbilt		0	4	42	N	Ole Miss		6	1							167	H	Northwestern St.		6	4
5	H	South Carolina		2	8	43	H	Auburn		5	0							185	H	Iowa		6	7
5	H	South Carolina		5	3	43	H	Auburn		7	6							185	H	Iowa		3	5
5	H	South Carolina		4	13	43	H	Auburn		15	8							214	A	Lipscomb		14	4
10	A	Georgia Tech		7	3													229	H	Alcorn St.		8	1
14	A	Arkansas		5	6													241	H	Eastern Ill.		9	4
14	A	Arkansas		1	6													257	H	Akron		10	1
14	A	Arkansas		5	3													257	H	Akron		11	0
14	N	Arkansas		2	7													280	H	Mississippi Val.		13	3
16	A	Georgia		1	4													298	H	Alabama A&M		18	0
16	A	Georgia		1	4																		
16	A	Georgia		3	4																		
24	N	Southern Miss.		5	4	LAST 15 GAMES																	
24	N	Southern Miss.		3	0	2	A	Florida		6	8	2	N	Florida		5	7						
						2	A	Florida		4	3	28	H	LSU		3	6						
						2	A	Florida		1	11	28	H	LSU		6	5						
						10	A	Georgia Tech		7	3												
						112	N	Austin Peay		8	3												

Non-Div. I Games:

Mississippi St.

Mississippi St.

Through Games Of 2011 Final

Mississippi St.

24	N	Southern Miss.	3	0
14	N	Arkansas	2	7

M
i
s
s
i
s
s
i
p
p
i
s
t
.

M
i
s
s
i
s
s
i
p
p
i
s
t
.

Average RPI Win: 274		WON-LOST	WINNING	LAST 15	STRENGTH OF		OPP. STRENGTH	TEAM	ADJ	CONF.	ADJ CONF.				
Average RPI Loss: 140		RECORD	PCT. RANK	GAMES	SCHEDULE		OF SCHEDULE	RPI	RPI	RPI	RPI				
DIV. I ONLY		15-32-0	.31915	268	4-11-0		253	274	271	.40669	280	30	30		
DIV. I NON-CONF.		1-21-0	.04545	298	0-7-0		23	43	262	.4178	271	30	31		
TOTALS		RPI 1-25	RPI 26-50		W-L RECORDS		RPI 51-100		RPI 101-150		RPI 150+				
15-32-0	0-1-0	0-11-0		OVERALL		0-4-0		1-3-0		14-13-0					
8-3-0	0-0-0	0-0-0		HOME		0-0-0		0-0-0		8-3-0					
7-27-0	0-1-0	0-11-0		AWAY		0-4-0		1-3-0		6-8-0					
0-2-0	0-0-0	0-0-0		NEUTRAL		0-0-0		0-0-0		0-2-0					
1-21-0	0-1-0	0-11-0		NON-CONFERENCE		0-4-0		1-3-0		0-2-0					
0-0-0	0-0-0	0-0-0		HOME		0-0-0		0-0-0		0-0-0					
1-21-0	0-1-0	0-0-		AWAY		0-4-0		1-3-0		0-2-0					
0-0-0	0-0-0	0-0-0		NEUTRAL		0-0-0		0-0-0		0-0-0					
14-11-0	0-0-0	0-0-0		CONFERENCE		0-0-0		0-0-0		14-11-0					
8-3-0	0-0-0	0-0-0		HOME		0-0-0		0-0-0		8-3-0					
6-6-0	0-0-0	0-0-0		AWAY		0-0-0		0-0-0		6-6-0					
0-2-0	0-0-0	0-0-0		NEUTRAL		0-0-0		0-0-0		0-2-0					
RPI S	Opponent	Score		RPI S	Opponent	Score		RPI S	Opponent	Score		RPI S	Opponent	Score	
18 A	Mississippi St.	3	13	28 A	LSU	8	10	85 A	A&M-Corpus Christi	2	12	115 A	Memphis	0	7
				33 A	Alabama	1	10	85 A	A&M-Corpus Christi	2	12	115 A	Memphis	3	2
				33 A	Alabama	0	10	85 A	A&M-Corpus Christi	1	2	133 A	Louisiana Tech	4	5
				38 A	FIU	3	15	85 A	A&M-Corpus Christi	4	5	133 A	Louisiana Tech	1	15
				38 A	FIU	5	11					184 A	La.-Monroe	4	5
				38 A	FIU	1	11					184 A	La.-Monroe	7	11
				38 A	FIU	3	9					229 A	Alcorn St.	8	5
				41 A	Dallas Baptist	3	16					229 A	Alcorn St.	2	6
				41 A	Dallas Baptist	14	17					229 A	Alcorn St.	9	10
				41 A	Dallas Baptist	1	7					229 H	Alcorn St.	3	6
				41 A	Dallas Baptist	1	21					229 H	Alcorn St.	7	4
												258 N	Grambling	0	4
												268 N	Texas Southern	5	6
												285 A	Jackson St.	4	5
												285 A	Jackson St.	7	8
												285 A	Jackson St.	8	4
												285 H	Jackson St.	5	4
												285 H	Jackson St.	1	2
												285 H	Jackson St.	9	16
												295 A	Alabama St.	6	1
												295 A	Alabama St.	5	1
												295 A	Alabama St.	6	5
												295 H	Alabama St.	9	6
												295 H	Alabama St.	15	5
												295 H	Alabama St.	10	9
												298 A	Alabama A&M	2	4
												298 A	Alabama A&M	6	7
Non-Div. I Games:		West Fla.	7	10	Delta St.	7	16	Tougaloo	13	3	West Fla.	1	2	Mississippi Val.	
		Tougaloo	14	2	Belhaven	7	4	West Fla.	6	8					

Mississippi Val.

285 A Jackson St.	8	4
285 A Jackson St.	7	8

Through Games Of 2011 Final

RPI	S	Opponent	Score	
298	A	Alabama A&M	16	2
298	H	Alabama A&M	12	4
298	H	Alabama A&M	11	0
298	H	Alabama A&M	11	1

Mississippi Val.

Mississippi Val.

Mississippi Val.

Average RPI Win: 94		WON-LOST RECORD		WINNING PCT. RANK		LAST 15 GAMES		STRENGTH OF SCHEDULE		OPP. STRENGTH OF SCHEDULE		TEAM RPI		ADJ RPI		CONF. RPI		ADJ CONF. RPI	
DIV. I ONLY		27-32-0		.45763 183		8-7-0		21		48		74		.53713 76		3		3	
DIV. I NON-CONF.		13-14-0		.48148 159		0-1-0		50		195		110		.52075 106		4		4	
TOTALS		RPI 1-25		RPI 26-50		W-L RECORDS		RPI 51-100		RPI 101-150		RPI 150+							
27-32-0		4-7-0		7-6-0		OVERALL		5-10-0		5-4-0		6-5-0							
15-13-0		2-1-0		3-2-0		HOME		1-2-0		4-3-0		5-5-0							
7-15-0		0-3-0		3-4-0		AWAY		4-8-0		0-0-0		0-0-0							
5-4-0		2-3-0		1-0-0		NEUTRAL		0-0-0		1-1-0		1-0-0							
13-14-0		0-1-0		1-0-0		NON-CONFERENCE		2-7-0		4-1-0		6-5-0							
9-8-0		0-0-0		0-0-0		HOME		1-2-0		3-1-0		5-5-0							
2-5-0		0-0-0		1-0-		AWAY		1-5-0		0-0-0		0-0-0							
2-1-0		0-1-0		0-0-0		NEUTRAL		0-0-0		1-0-0		1-0-0							
14-18-0		4-6-0		6-6-0		CONFERENCE		3-3-0		1-3-0		0-0-0							
6-5-0		2-1-0		3-2-0		HOME		0-0-0		1-2-0		0-0-0							
5-10-0		0-3-0		2-4-0		AWAY		3-3-0		0-0-0		0-0-0							
3-3-0		2-2-0		1-0-0		NEUTRAL		0-0-0		0-1-0		0-0-0							
RPI	S	Opponent		Score		RPI	S	Opponent		Score		RPI	S	Opponent		Score			
1	N	North Carolina		3	11	30	H	Oklahoma		1	3	51	A	Kansas St.		12	8		
9	H	Texas A&M		9	1	30	H	Oklahoma		2	1	51	A	Kansas St.		5	8		
9	H	Texas A&M		2	3	31	A	Baylor		4	2	51	A	Kansas St.		5	4		
9	H	Texas A&M		10	9	31	A	Baylor		10	1	64	A	Missouri St.		0	5		
9	N	Texas A&M		9	10	31	A	Baylor		3	6	64	H	Missouri St.		2	5		
11	A	Texas		1	10	40	A	Texas St.		3	2	69	A	Nebraska		3	4		
11	A	Texas		2	5	45	A	Oklahoma St.		3	7	69	A	Nebraska		5	8		
11	A	Texas		4	5	45	A	Oklahoma St.		1	4	69	A	Nebraska		10	5		
11	N	Texas		1	6	45	A	Oklahoma St.		2	3	73	A	Charlotte		4	2		
11	N	Texas		2	1	45	N	Oklahoma St.		6	5	73	A	Charlotte		2	3		
11	N	Texas		6	4	50	H	Texas Tech		4	6	73	A	Charlotte		4	5		
						50	H	Texas Tech		4	3	73	A	Charlotte		7	22		
						50	H	Texas Tech		11	1	75	H	Gonzaga		1	4		
												75	H	Gonzaga		5	2		
												89	A	Southern California		3	9		

Non-Div. I Games:

Missouri

69 A Nebraska	5	8
69 A Nebraska	3	4

M
i
s
s
o
u
r
i

M
i
s
s
o
u
r
i

Average RPI Win:		138	WON-LOST		WINNING		LAST 15		STRENGTH OF		OPP. STRENGTH		TEAM		ADJ		CONF.		ADJ CONF.	
Average RPI Loss:		96	RECORD		PCT. RANK		GAMES		SCHEDULE		OF SCHEDULE		RPI		RPI		RPI		RPI	
DIV. I ONLY			33-23-0		.58929		80		9-6-0		71		113		65		.54305		64	
DIV. I NON-CONF.			20-12-0		.625		73		2-0-0		141		109		76		.53854		76	
TOTALS		RPI 1-25		RPI 26-50		W-L RECORDS		RPI 51-100		RPI 101-150		RPI 150+								
33-23-0		0-4-0		5-5-0		OVERALL		8-4-0		4-4-0		16-6-0								
18-5-0		0-1-0		1-0-0		HOME		4-1-0		2-1-0		11-2-0								
12-15-0		0-3-0		3-5-0		AWAY		4-2-0		2-3-0		3-2-0								
3-3-0		0-0-0		1-0-0		NEUTRAL		0-1-0		0-0-0		2-2-0								
20-12-0		0-4-0		4-0-0		NON-CONFERENCE		4-2-0		4-2-0		8-4-0								
11-3-0		0-1-0		1-0-0		HOME		2-0-0		2-1-0		6-1-0								
7-6-0		0-3-0		2-0-		AWAY		2-1-0		2-1-0		1-1-0								
2-3-0		0-0-0		1-0-0		NEUTRAL		0-1-0		0-0-0		1-2-0								
13-11-0		0-0-0		1-5-0		CONFERENCE		4-2-0		0-2-0		8-2-0								
7-2-0		0-0-0		0-0-0		HOME		2-1-0		0-0-0		5-1-0								
5-9-0		0-0-0		1-5-0		AWAY		2-1-0		0-2-0		2-1-0								
1-0-0		0-0-0		0-0-0		NEUTRAL		0-0-0		0-0-0		1-0-0								
RPI	S	Opponent		Score		RPI	S	Opponent		Score		RPI	S	Opponent		Score				
14	H	Arkansas		1	2	35	A	Creighton		2	3	51	A	Kansas St.		4	10			
24	A	Southern Miss.		1	12	35	A	Creighton		5	6	60	A	Illinois St.		3	8			
24	A	Southern Miss.		4	10	35	A	Creighton		10	3	60	A	Illinois St.		10	3			
24	A	Southern Miss.		3	13	35	A	Creighton		1	3	60	A	Illinois St.		6	3			
						35	A	Creighton		3	4	69	N	Nebraska		4	16			
						35	A	Creighton		1	3	71	H	Wichita St.		1	3			
						40	A	Texas St.		12	8	71	H	Wichita St.		8	6			
						41	N	Dallas Baptist		17	3	71	H	Wichita St.		8	7			
						45	A	Oklahoma St.		3	2	72	A	Oral Roberts		10	5			
						45	H	Oklahoma St.		4	3	72	H	Oral Roberts		6	5			
												76	A	Missouri		5	2			
												76	H	Missouri		5	0			
								LAST 15 GAMES												
						35	A	Creighton		3	4	45	H	Oklahoma St.		4	3			
						35	A	Creighton		5	6	213	H	Bradley		7	4			
						35	A	Creighton		10	3	213	H	Bradley		2	1			
						157	N	Southern Ill.		6	4	250	H	Western Ill.		5	2			
						35	A	Creighton		1	3	250	H	Western Ill.		9	1			
												250	H	Western Ill.		8	9			

Non-Div. I Games:

Missouri St.

Missouri St.

35 A Creighton	1	3
35 A Creighton	2	3

Through Games Of 2011 Final

RPI	S	Opponent	Score
290	H	North Dakota	12 4
290	H	North Dakota	13 0
290	H	North Dakota	9 8

Missouri St.

Missouri St.

Missouri St.

Average RPI Win:	216	WON-LOST RECORD	WINNING PCT. RANK	LAST 15 GAMES	STRENGTH OF SCHEDULE	OPP. STRENGTH OF SCHEDULE	TEAM RPI	ADJ RPI	CONF. RPI	ADJ CONF. RPI		
DIV. I ONLY		36-19-0	.65455	36	11-4-0	228	230	116	.51378	117	24	24
DIV. I NON-CONF.		9-10-0	.47368	166	0-0-0	223	143	197	.4751	192	28	27
TOTALS	RPI 1-25	RPI 26-50		W-L RECORDS		RPI 51-100		RPI 101-150		RPI 150+		
36-19-0	0-0-0	0-1-0		OVERALL		3-9-0		0-0-0		33-9-0		
19-3-0	0-0-0	0-0-0		HOME		3-2-0		0-0-0		16-1-0		
13-13-0	0-0-0	0-1-0		AWAY		0-4-0		0-0-0		13-8-0		
4-3-0	0-0-0	0-0-0		NEUTRAL		0-3-0		0-0-0		4-0-0		
9-10-0	0-0-0	0-1-0		NON-CONFERENCE		0-6-0		0-0-0		9-3-0		
5-1-0	0-0-0	0-0-0		HOME		0-1-0		0-0-0		5-0-0		
2-8-0	0-0-0	0-0-		AWAY		0-4-0		0-0-0		2-3-0		
2-1-0	0-0-0	0-0-0		NEUTRAL		0-1-0		0-0-0		2-0-0		
27-9-0	0-0-0	0-0-0		CONFERENCE		3-3-0		0-0-0		24-6-0		
14-2-0	0-0-0	0-0-0		HOME		3-1-0		0-0-0		11-1-0		
11-5-0	0-0-0	0-0-0		AWAY		0-0-0		0-0-0		11-5-0		
2-2-0	0-0-0	0-0-0		NEUTRAL		0-2-0		0-0-0		2-0-0		
RPI	S	Opponent	Score	RPI	S	Opponent	Score	RPI	S	Opponent	Score	
	29	A East Carolina	3 4	55	A Fla. Atlantic	5 9	163	H Princeton	5 1			
				55	A Fla. Atlantic	2 6	169	N Rutgers	3 2			
				55	A Fla. Atlantic	4 8	176	A Bryant	17 3			
				57	A Seton Hall	2 4	176	A Bryant	4 2			
				57	H Seton Hall	9 10	176	A Bryant	2 4			
				84	N Liberty	3 4	176	A Bryant	1 3			
				86	H Sacred Heart	2 5	192	A VCU	6 1			
				86	H Sacred Heart	4 3	192	A VCU	5 6			
				86	H Sacred Heart	5 3	192	A VCU	6 5			
				86	H Sacred Heart	5 2	197	H Central Conn. St.	2 0			
				86	N Sacred Heart	1 6	197	H Central Conn. St.	3 2			
				86	N Sacred Heart	2 9	197	H Central Conn. St.	0 4			
							197	H Central Conn. St.	10 9			
							197	N Central Conn. St.	2 1			
							197	N Central Conn. St.	6 3			
							199	H Long Island	6 1			
							199	H Long Island	17 1			
							199	H Long Island	5 2			
							199	H Long Island	6 5			
							201	H Columbia	9 4			
							226	N St. Bonaventure	5 3			
				LAST 15 GAMES			245	H Wagner	5 4			
				86	N Sacred Heart	2 9	245	H Wagner	10 1			
				197	N Central Conn. St.	6 3	245	H Wagner	5 3			
				86	N Sacred Heart	1 6	245	H Wagner	13 8			
				197	N Central Conn. St.	2 1	253	H Iona	12 1			
				281	A Mt. St. Mary's	12 3	253	H Iona	8 1			

Non-Div. I Games:

Monmouth

Monmouth

281	A	Mt. St. Mary's	2	3
281	A	Mt. St. Mary's	7	2

Through Games Of 2011 Final

RPI	S	Opponent	Score	
259	A	Quinnipiac	8	2
259	A	Quinnipiac	0	6
259	A	Quinnipiac	11	5
259	A	Quinnipiac	8	4
267	A	Temple	5	6
269	A	St. Peter's	5	8
269	H	St. Peter's	11	3
281	A	Mt. St. Mary's	7	2
281	A	Mt. St. Mary's	12	3
281	A	Mt. St. Mary's	2	3
281	A	Mt. St. Mary's	9	2
286	A	Fairleigh Dickinson	3	4
286	A	Fairleigh Dickinson	8	3
286	A	Fairleigh Dickinson	11	10
286	A	Fairleigh Dickinson	7	2

Monmouth

M
o
n
m
o
u
t
h

M
o
n
m
o
u
t
h

Average RPI Win: 191		WON-LOST	WINNING	LAST 15	STRENGTH OF		OPP. STRENGTH	TEAM	ADJ		CONF.	ADJ CONF.
Average RPI Loss: 175		RECORD	PCT. RANK	GAMES	SCHEDULE		OF SCHEDULE	RPI	RPI		RPI	RPI
DIV. I ONLY		10-38-0	.20833	291	5-10-0		198	237	279		23	23
DIV. I NON-CONF.		4-22-0	.15385	284	0-0-0		138	235	278		21	20
TOTALS		RPI 1-25	RPI 26-50		W-L RECORDS		RPI 51-100		RPI 101-150		RPI 150+	
10-38-0		0-0-0	0-0-0		OVERALL		0-1-0		3-13-0		7-24-0	
7-17-0		0-0-0	0-0-0		HOME		0-0-0		2-9-0		5-8-0	
2-19-0		0-0-0	0-0-0		AWAY		0-1-0		1-3-0		1-15-0	
1-2-0		0-0-0	0-0-0		NEUTRAL		0-0-0		0-1-0		1-1-0	
4-22-0		0-0-0	0-0-0		NON-CONFERENCE		0-1-0		2-9-0		2-12-0	
3-10-0		0-0-0	0-0-0		HOME		0-0-0		2-6-0		1-4-0	
0-10-0		0-0-0	0-0-		AWAY		0-1-0		0-2-0		0-7-0	
1-2-0		0-0-0	0-0-0		NEUTRAL		0-0-0		0-1-0		1-1-0	
6-16-0		0-0-0	0-0-0		CONFERENCE		0-0-0		1-4-0		5-12-0	
4-7-0		0-0-0	0-0-0		HOME		0-0-0		0-3-0		4-4-0	
2-9-0		0-0-0	0-0-0		AWAY		0-0-0		1-1-0		1-8-0	
0-0-0		0-0-0	0-0-0		NEUTRAL		0-0-0		0-0-0		0-0-0	
RPI S	Opponent	Score	RPI S	Opponent	Score	RPI S	Opponent	Score	RPI S	Opponent	Score	
						97 A	Louisville	1 6	107 H	Kentucky	3 12	
									112 H	Austin Peay	5 24	
									112 H	Austin Peay	10 12	
									112 H	Austin Peay	3 7	
									116 A	Tennessee	8 10	
									121 H	Purdue	9 17	
									121 H	Purdue	10 9	
									121 H	Purdue	8 11	
									121 H	Purdue	1 18	
									143 A	Indiana	1 5	
									143 N	Indiana	5 6	
									145 A	Southeast Mo. St.	14 4	
									145 A	Southeast Mo. St.	2 3	
									149 H	Miami (OH)	4 11	
									149 H	Miami (OH)	3 16	
									149 H	Miami (OH)	8 7	
									151 N	West Virginia	6 5	
									152 A	Jacksonville St.	3 6	
									152 A	Jacksonville St.	4 7	
									152 A	Jacksonville St.	6 7	
									156 H	Cincinnati	10 14	
									177 H	La Salle	6 4	
									177 H	La Salle	9 13	
									177 H	La Salle	6 9	
									180 A	SIU Edwardsville	9 15	
									180 A	SIU Edwardsville	5 14	
									180 A	SIU Edwardsville	4 6	
LAST 15 GAMES												
						152 A	Jacksonville St.	3 6	223 A	UT Martin	6 7	
						152 A	Jacksonville St.	6 7	223 A	UT Martin	10 9	
						152 A	Jacksonville St.	4 7	112 H	Austin Peay	5 24	
						265 H	Murray St.	6 9				
						265 H	Murray St.	9 7				

Non-Div. I Games: Georgetown (KY) 3 5

Morehead St.

Morehead St.

265 H Murray St.	9	5
223 A UT Martin	8	9

Through Games Of 2011 Final

RPI	S	Opponent	Score	
193	A	Western Caro.	2	9
193	A	Western Caro.	0	18
193	A	Western Caro.	6	9
209	H	Tennessee Tech	11	4
209	H	Tennessee Tech	7	3
209	H	Tennessee Tech	5	10
213	N	Bradley	4	13
214	A	Lipscomb	2	12
221	H	Canisius	17	32
223	A	UT Martin	8	9
223	A	UT Martin	6	7
223	A	UT Martin	10	9
241	H	Eastern Ill.	6	23
241	H	Eastern Ill.	8	25
254	A	Eastern Ky.	0	5
254	A	Eastern Ky.	3	4
254	A	Eastern Ky.	2	12
265	H	Murray St.	9	5
265	H	Murray St.	9	7
265	H	Murray St.	6	9

Morehead St.

M
o
r
e
h
e
a
d
s
t
.

M
o
r
e
h
e
a
d
s
t
.

Average RPI Win: 237		WON-LOST	WINNING	LAST 15	STRENGTH OF		OPP. STRENGTH	TEAM	ADJ		CONF.	ADJ CONF.			
Average RPI Loss: 190		RECORD	PCT. RANK	GAMES	SCHEDULE		OF SCHEDULE	RPI	RPI		RPI	RPI			
DIV. I ONLY		15-35-0	.3	276	3-12-0		279	262	285		.40374	24			
DIV. I NON-CONF.		8-10-0	.44444	180	2-4-0		296	283	275		.41653	27			
TOTALS		RPI 1-25	RPI 26-50		W-L RECORDS		RPI 51-100		RPI 101-150		RPI 150+				
15-35-0		1-0-0	0-0-0		OVERALL		0-4-0		2-6-0		12-25-0				
7-12-0		0-0-0	0-0-0		HOME		0-4-0		1-3-0		6-5-0				
7-19-0		1-0-0	0-0-0		AWAY		0-0-0		0-2-0		6-17-0				
1-4-0		0-0-0	0-0-0		NEUTRAL		0-0-0		1-1-0		0-3-0				
8-10-0		1-0-0	0-0-0		NON-CONFERENCE		0-0-0		1-3-0		6-7-0				
3-0-0		0-0-0	0-0-0		HOME		0-0-0		0-0-0		3-0-0				
4-6-0		1-0-0	0-0-		AWAY		0-0-0		0-2-0		3-4-0				
1-4-0		0-0-0	0-0-0		NEUTRAL		0-0-0		1-1-0		0-3-0				
7-25-0		0-0-0	0-0-0		CONFERENCE		0-4-0		1-3-0		6-18-0				
4-12-0		0-0-0	0-0-0		HOME		0-4-0		1-3-0		3-5-0				
3-13-0		0-0-0	0-0-0		AWAY		0-0-0		0-0-0		3-13-0				
0-0-0		0-0-0	0-0-0		NEUTRAL		0-0-0		0-0-0		0-0-0				
RPI S	Opponent	Score		RPI S	Opponent	Score		RPI S	Opponent	Score		RPI S	Opponent	Score	
22 A	UCF	2	1					86 H	Sacred Heart	3	5	117 H	Monmouth	3	2
								86 H	Sacred Heart	8	10	117 H	Monmouth	3	12
								86 H	Sacred Heart	0	7	117 H	Monmouth	2	7
								86 H	Sacred Heart	2	10	117 H	Monmouth	2	9
												122 A	Duke	1	4
												122 A	Duke	1	2
												142 N	Xavier	0	12
												149 N	Miami (OH)	3	2
												176 A	Bryant	1	3
												176 A	Bryant	0	3
												176 A	Bryant	3	9
												176 A	Bryant	2	5
												179 A	Bucknell	2	11
												197 A	Central Conn. St.	0	4
												197 A	Central Conn. St.	3	2
												197 A	Central Conn. St.	4	7
												197 A	Central Conn. St.	3	11
												199 A	Long Island	9	11
												199 A	Long Island	5	6
												199 A	Long Island	0	5
												199 A	Long Island	2	6
												204 N	Yale	4	7
												220 A	St. Joseph's	2	3
												236 A	Villanova	5	1
												244 A	George Mason	5	9
												245 A	Wagner	5	8
												245 A	Wagner	8	9
LAST 15 GAMES															
				117 H	Monmouth	3	12	299 H	Md.-East. Shore	7	4				
				117 H	Monmouth	3	2	199 A	Long Island	9	11				
				117 H	Monmouth	2	7	199 A	Long Island	5	6				
				117 H	Monmouth	2	9								
				122 A	Duke	1	4								

Non-Div. I Games:

Mt. St. Mary's

122	A	Duke	1	2
299	H	Md.-East. Shore	13	2

RPI	S	Opponent	Score	
245	A	Wagner	11	4
245	A	Wagner	6	3
256	N	Bowling Green	4	16
259	H	Quinnipiac	1	4
259	H	Quinnipiac	2	3
259	H	Quinnipiac	2	7
259	H	Quinnipiac	4	7
267	N	Temple	9	10
286	H	Fairleigh Dickinson	18	1
286	H	Fairleigh Dickinson	11	2
286	H	Fairleigh Dickinson	6	2
286	H	Fairleigh Dickinson	4	5
288	A	UMBC	2	7
288	H	UMBC	8	6
299	A	Md.-East. Shore	15	4
299	A	Md.-East. Shore	8	7
299	H	Md.-East. Shore	7	4
299	H	Md.-East. Shore	13	2

Average RPI Win:	215	WON-LOST RECORD	WINNING PCT. RANK	LAST 15 GAMES	STRENGTH OF SCHEDULE	OPP. STRENGTH OF SCHEDULE	TEAM RPI	ADJ RPI	CONF. RPI	ADJ CONF. RPI			
DIV. I ONLY		19-31-0	.38	234	5-10-0	269	229	265	.42592	265	23	23	
DIV. I NON-CONF.		10-18-0	.35714	232	1-1-0	266	239	263	.42312	265	21	20	
<hr/>													
TOTALS	RPI 1-25	RPI 26-50		W-L RECORDS		RPI 51-100		RPI 101-150		RPI 150+			
19-31-0	0-0-0	0-0-0		OVERALL		1-2-0		2-10-0		16-19-0			
14-12-0	0-0-0	0-0-0		HOME		0-0-0		2-4-0		12-8-0			
5-19-0	0-0-0	0-0-0		AWAY		1-2-0		0-6-0		4-11-0			
0-0-0	0-0-0	0-0-0		NEUTRAL		0-0-0		0-0-0		0-0-0			
10-18-0	0-0-0	0-0-0		NON-CONFERENCE		1-2-0		0-7-0		9-9-0			
9-6-0	0-0-0	0-0-0		HOME		0-0-0		0-1-0		9-5-0			
1-12-0	0-0-0	0-0-		AWAY		1-2-0		0-6-0		0-4-0			
0-0-0	0-0-0	0-0-0		NEUTRAL		0-0-0		0-0-0		0-0-0			
9-13-0	0-0-0	0-0-0		CONFERENCE		0-0-0		2-3-0		7-10-0			
5-6-0	0-0-0	0-0-0		HOME		0-0-0		2-3-0		3-3-0			
4-7-0	0-0-0	0-0-0		AWAY		0-0-0		0-0-0		4-7-0			
0-0-0	0-0-0	0-0-0		NEUTRAL		0-0-0		0-0-0		0-0-0			
RPI	S	Opponent	Score	RPI	S	Opponent	Score	RPI	S	Opponent	Score		
						58	A Belmont	7	0	107	A Kentucky	6	7
						58	A Belmont	0	3	112	H Austin Peay	3	2
						88	A Western Ky.	2	3	112	H Austin Peay	2	5
										119	A Georgia St.	6	17
										119	A Georgia St.	6	11
										119	A Georgia St.	10	14
										125	A Evansville	3	8
										131	A Arkansas St.	4	8
										131	H Arkansas St.	1	5
										145	H Southeast Mo. St.	7	17
										145	H Southeast Mo. St.	6	2
										145	H Southeast Mo. St.	4	5
										152	H Jacksonville St.	9	10
										152	H Jacksonville St.	12	6
										152	H Jacksonville St.	7	20
										157	A Southern Ill.	0	9
										157	H Southern Ill.	5	2
										180	H SIU Edwardsville	2	4
										180	H SIU Edwardsville	4	15
										180	H SIU Edwardsville	7	17
										209	H Tennessee Tech	8	10
										209	H Tennessee Tech	6	5
										209	H Tennessee Tech	8	7
										223	A UT Martin	13	14
										223	A UT Martin	6	3
										223	A UT Martin	12	4
										241	A Eastern Ill.	4	1
								</					

Non-Div. I Games: Mid-Continent 1 5

Murray St.

Murray St.

279	A	Morehead St.	5	9
254	A	Eastern Ky.	1	5

Through Games Of 2011 Final

RPI	S	Opponent	Score	
241	A	Eastern Ill.	3	5
246	A	UNC Asheville	11	15
246	A	UNC Asheville	5	15
246	A	UNC Asheville	6	7
249	H	North Dakota St.	12	7
249	H	North Dakota St.	2	1
249	H	North Dakota St.	17	7
254	A	Eastern Ky.	1	5
254	A	Eastern Ky.	3	5
254	A	Eastern Ky.	4	9
256	H	Bowling Green	4	3
256	H	Bowling Green	2	4
256	H	Bowling Green	6	3
273	H	IPFW	2	9
273	H	IPFW	5	3
273	H	IPFW	9	0
273	H	IPFW	4	1
279	A	Morehead St.	5	9
279	A	Morehead St.	7	9
279	A	Morehead St.	9	6

Murray St.

M
u
r
r
a
y
S
t
.

M
u
r
r
a
y
S
t
.

Average RPI Win:	278	WON-LOST RECORD	WINNING PCT. RANK	LAST 15 GAMES	STRENGTH OF SCHEDULE	OPP. STRENGTH OF SCHEDULE	TEAM RPI	ADJ RPI	CONF. RPI	ADJ CONF. RPI
DIV. I ONLY	205	21-34-0	.38182 233	7-8-0	288	293	281	.39961 284	32	32
DIV. I NON-CONF.		10-24-0	.29412 256	1-4-0	251	291	282	.4006 284	32	32
TOTALS	RPI 1-25	RPI 26-50	W-L RECORDS	RPI 51-100	RPI 101-150	RPI 150+				
21-34-0	0-0-0	0-0-0	OVERALL	0-3-0	0-8-0	21-23-0				
13-12-0	0-0-0	0-0-0	HOME	0-1-0	0-6-0	13-5-0				
6-20-0	0-0-0	0-0-0	AWAY	0-2-0	0-2-0	6-16-0				
2-2-0	0-0-0	0-0-0	NEUTRAL	0-0-0	0-0-0	2-2-0				
10-24-0	0-0-0	0-0-0	NON-CONFERENCE	0-3-0	0-5-0	10-16-0				
7-9-0	0-0-0	0-0-0	HOME	0-1-0	0-3-0	7-5-0				
2-15-0	0-0-0	0-0-	AWAY	0-2-0	0-2-0	2-11-0				
1-0-0	0-0-0	0-0-0	NEUTRAL	0-0-0	0-0-0	1-0-0				
11-10-0	0-0-0	0-0-0	CONFERENCE	0-0-0	0-3-0	11-7-0				
6-3-0	0-0-0	0-0-0	HOME	0-0-0	0-3-0	6-0-0				
4-5-0	0-0-0	0-0-0	AWAY	0-0-0	0-0-0	4-5-0				
1-2-0	0-0-0	0-0-0	NEUTRAL	0-0-0	0-0-0	1-2-0				
RPI S Opponent Score	RPI S Opponent Score	RPI S Opponent Score	RPI S Opponent Score	RPI S Opponent Score	RPI S Opponent Score	RPI S Opponent Score				
				79 A Virginia Tech 4 5	126 H Bethune-Cookman 7 10					
				92 A Gardner-Webb 2 9	126 H Bethune-Cookman 1 11					
				92 H Gardner-Webb 3 7	126 H Bethune-Cookman 3 11					
					134 A Appalachian St. 1 6					
					134 A Appalachian St. 5 10					
					134 H Appalachian St. 4 14					
					138 H Pittsburgh 2 6					
					138 H Pittsburgh 0 12					
					163 A High Point 2 9					
					163 A High Point 2 16					
					163 A High Point 4 8					
					163 H Princeton 2 4					
					215 A S.C. Upstate 7 12					
					215 H S.C. Upstate 16 5					
					222 A Davidson 15 22					
					236 N Villanova 12 6					
					242 A Longwood 2 1					
					242 A Longwood 6 7					
					242 H Longwood 10 4					
					242 H Longwood 3 9					
					246 H UNC Asheville 8 14					
					255 A Campbell 6 12					
					255 A Campbell 8 13					
					255 A Campbell 5 12					
					255 H Campbell 14 9					
					255 H Campbell 3 15					
					266 A Norfolk St. 3 4					
				LAST 15 GAMES						
				271 N Delaware St. 2 3	255 A Campbell 5 12					
				299 N Md.-East. Shore 10 1	297 H Coppin St. 9 1					
				266 N Norfolk St. 4 14	297 H Coppin St. 9 2					
				292 A Savannah St. 14 15						
				292 A Savannah St. 2 4						

Non-Div. I Games:

N.C. A&T

292	A	Savannah St.	10	8
266	A	Norfolk St.	6	2

RPI	S	Opponent	Score	
266	A	Norfolk St.	6	2
266	A	Norfolk St.	7	4
266	N	Norfolk St.	4	14
271	A	Delaware St.	1	11
271	A	Delaware St.	8	9
271	A	Delaware St.	12	4
271	N	Delaware St.	2	3
292	A	Savannah St.	2	4
292	A	Savannah St.	14	15
292	A	Savannah St.	10	8
292	H	Savannah St.	8	3
292	H	Savannah St.	5	6
293	H	NJIT	12	0
293	H	NJIT	13	9
293	H	NJIT	4	0
294	A	Florida A&M	1	11
294	A	Florida A&M	6	2
294	A	Florida A&M	6	7
297	H	Coppin St.	9	2
297	H	Coppin St.	11	7
297	H	Coppin St.	9	1
299	H	Md.-East. Shore	12	5
299	H	Md.-East. Shore	14	3
299	H	Md.-East. Shore	9	6
299	N	Md.-East. Shore	10	1

Average RPI Win: 290		WON-LOST	WINNING	LAST 15	STRENGTH OF		OPP. STRENGTH	TEAM	ADJ		CONF.	ADJ CONF.
Average RPI Loss: 233		RECORD	PCT. RANK	GAMES	SCHEDULE		OF SCHEDULE	RPI	RPI		RPI	RPI
DIV. I ONLY		5-39-0	.11364	298	294		298	300	.29861		28	28
DIV. I NON-CONF.		4-32-0	.11111	293	299		292	300	.2917		27	29
TOTALS		RPI 1-25	RPI 26-50		W-L RECORDS		RPI 51-100		RPI 101-150		RPI 150+	
5-39-0		0-0-0	0-0-0		OVERALL		0-5-0		0-2-0		5-32-0	
3-19-0		0-0-0	0-0-0		HOME		0-1-0		0-1-0		3-17-0	
1-18-0		0-0-0	0-0-0		AWAY		0-4-0		0-1-0		1-13-0	
1-2-0		0-0-0	0-0-0		NEUTRAL		0-0-0		0-0-0		1-2-0	
4-32-0		0-0-0	0-0-0		NON-CONFERENCE		0-5-0		0-2-0		4-25-0	
2-16-0		0-0-0	0-0-0		HOME		0-1-0		0-1-0		2-14-0	
1-14-0		0-0-0	0-0-		AWAY		0-4-0		0-1-0		1-9-0	
1-2-0		0-0-0	0-0-0		NEUTRAL		0-0-0		0-0-0		1-2-0	
1-7-0		0-0-0	0-0-0		CONFERENCE		0-0-0		0-0-0		1-7-0	
1-3-0		0-0-0	0-0-0		HOME		0-0-0		0-0-0		1-3-0	
0-4-0		0-0-0	0-0-0		AWAY		0-0-0		0-0-0		0-4-0	
0-0-0		0-0-0	0-0-0		NEUTRAL		0-0-0		0-0-0		0-0-0	
RPI S	Opponent	Score	RPI S	Opponent	Score	RPI S	Opponent	Score	RPI S	Opponent	Score	
						73 A	Charlotte	1 8	122 A	Duke	3 11	
						73 H	Charlotte	1 13	122 H	Duke	2 11	
						80 A	Ga. Southern	2 12	198 A	Presbyterian	5 11	
						80 A	Ga. Southern	0 15	198 A	Presbyterian	2 11	
						80 A	Ga. Southern	4 20	198 A	Presbyterian	7 13	
									222 A	Davidson	2 4	
									222 H	Davidson	4 11	
									236 H	Villanova	4 11	
									242 A	Longwood	7 9	
									242 H	Longwood	6 16	
									255 H	Campbell	1 15	
									255 H	Campbell	2 8	
									267 H	Temple	2 16	
									267 H	Temple	5 18	
									267 H	Temple	10 30	
									268 N	Texas Southern	8 9	
									268 N	Texas Southern	4 7	
									268 N	Texas Southern	7 5	
									271 A	Delaware St.	2 12	
									271 A	Delaware St.	1 7	
									271 A	Delaware St.	5 7	
									275 H	Buffalo	2 9	
									275 H	Buffalo	6 11	
									275 H	Buffalo	7 19	
									292 A	Savannah St.	6 16	
									292 A	Savannah St.	0 11	
									292 A	Savannah St.	3 19	
LAST 15 GAMES												
						268 N	Texas Southern	8 9	73 A	Charlotte	1 8	
						268 N	Texas Southern	7 5	297 H	Coppin St.	5 0	
						268 N	Texas Southern	4 7	297 H	Coppin St.	4 1	
						222 H	Davidson	4 11				
						292 A	Savannah St.	3 19				

Non-Div. I Games: Virginia St. 9 6 Virginia St. 9 1 N.C. Central

292 A Savannah St.	0	11
292 A Savannah St.	6	16

RPI	S	Opponent	Score	
292	H	Savannah St.	3	15
292	H	Savannah St.	3	8
292	H	Savannah St.	6	2
294	A	Florida A&M	22	5
294	A	Florida A&M	4	6
294	A	Florida A&M	2	5
294	H	Florida A&M	9	12
294	H	Florida A&M	4	7
294	H	Florida A&M	6	8
297	H	Coppin St.	5	0
297	H	Coppin St.	4	1
297	H	Coppin St.	5	8

Average RPI Win: 282		WON-LOST	WINNING	LAST 15	STRENGTH OF		OPP. STRENGTH	TEAM	ADJ		CONF.	ADJ CONF.						
Average RPI Loss: 233		RECORD	PCT. RANK	GAMES	SCHEDULE		OF SCHEDULE	RPI	RPI		RPI	RPI						
DIV. I ONLY		20-35-0	.36364	247	9-6-0		298	290	293	.37082	293	31	31					
DIV. I NON-CONF.		7-17-0	.29167	258	0-0-0		294	286	295	.36986	294	31	30					
TOTALS		RPI 1-25	RPI 26-50		W-L RECORDS		RPI 51-100		RPI 101-150		RPI 150+							
20-35-0		0-0-0	0-0-0		OVERALL		0-2-0		0-2-0		20-31-0							
11-15-0		0-0-0	0-0-0		HOME		0-0-0		0-2-0		11-13-0							
6-17-0		0-0-0	0-0-0		AWAY		0-2-0		0-0-0		6-15-0							
3-3-0		0-0-0	0-0-0		NEUTRAL		0-0-0		0-0-0		3-3-0							
7-17-0		0-0-0	0-0-0		NON-CONFERENCE		0-2-0		0-2-0		7-13-0							
4-7-0		0-0-0	0-0-0		HOME		0-0-0		0-2-0		4-5-0							
1-9-0		0-0-0	0-0-		AWAY		0-2-0		0-0-0		1-7-0							
2-1-0		0-0-0	0-0-0		NEUTRAL		0-0-0		0-0-0		2-1-0							
13-18-0		0-0-0	0-0-0		CONFERENCE		0-0-0		0-0-0		13-18-0							
7-8-0		0-0-0	0-0-0		HOME		0-0-0		0-0-0		7-8-0							
5-8-0		0-0-0	0-0-0		AWAY		0-0-0		0-0-0		5-8-0							
1-2-0		0-0-0	0-0-0		NEUTRAL		0-0-0		0-0-0		1-2-0							
RPI	S	Opponent	Score	RPI	S	Opponent	Score	RPI	S	Opponent	Score	RPI	S	Opponent	Score			
								57	A	Seton Hall	1	2		109	H	Manhattan	1	8
								83	A	Stony Brook	1	14		114	H	Rider	4	6
														152	N	Fordham	6	7
														169	A	Rutgers	3	13
														207	H	Utah Valley	3	8
														207	H	Utah Valley	0	2
														207	H	Utah Valley	8	9
														207	H	Utah Valley	3	5
														233	A	Lehigh	1	8
														233	A	Lehigh	2	6
														233	H	Lehigh	8	9
														233	H	Lehigh	5	7
														247	H	Lafayette	1	3
														253	H	Iona	12	6
														260	A	Northern Colo.	3	7
														260	A	Northern Colo.	0	4
														260	A	Northern Colo.	4	6
														260	A	Northern Colo.	2	12
														262	H	Houston Baptist	3	1
														262	H	Houston Baptist	3	2
														262	H	Houston Baptist	0	11
														262	H	Houston Baptist	2	7
														262	N	Houston Baptist	3	17
														269	H	St. Peter's	5	6
														269	H	St. Peter's	4	6
														269	N	St. Peter's	7	6
														270	A	Tex.-Pan American	6	5
				LAST 15 GAMES														

Non-Div. I Games:

NJIT

296 H Chicago St.	6	1
296 H Chicago St.	6	4

RPI	S	Opponent	Score	
270	A	Tex.-Pan American	11	5
270	A	Tex.-Pan American	1	10
270	A	Tex.-Pan American	7	14
278	A	NYIT	6	14
278	H	NYIT	6	7
278	H	NYIT	10	9
278	H	NYIT	2	0
278	N	NYIT	2	3
284	A	N.C. A&T	9	13
284	A	N.C. A&T	0	4
284	A	N.C. A&T	0	12
286	H	Fairleigh Dickinson	5	3
286	N	Fairleigh Dickinson	3	0
290	A	North Dakota	3	6
290	A	North Dakota	11	9
290	A	North Dakota	12	7
290	A	North Dakota	11	5
291	A	Hartford	8	12
291	A	Hartford	4	3
291	H	Hartford	7	6
291	H	Hartford	3	2
296	H	Chicago St.	6	4
296	H	Chicago St.	6	1
296	H	Chicago St.	5	4
296	H	Chicago St.	8	12
296	N	Chicago St.	5	2

Average RPI Win: 265		WON-LOST	WINNING	LAST 15	STRENGTH OF		OPP. STRENGTH	TEAM	ADJ		CONF.	ADJ CONF.
Average RPI Loss: 197		RECORD	PCT. RANK	GAMES	SCHEDULE		OF SCHEDULE	RPI	RPI		RPI	RPI
DIV. I ONLY		19-32-0	.37255	241	8-7-0		276	289	273		.40815	278
DIV. I NON-CONF.		4-18-0	.18182	277	0-1-0		182	256	284		.39841	285
TOTALS		RPI 1-25	RPI 26-50		W-L RECORDS		RPI 51-100		RPI 101-150		RPI 150+	
19-32-0		0-0-0	0-1-0		OVERALL		1-6-0		0-1-0		18-24-0	
13-13-0		0-0-0	0-0-0		HOME		1-3-0		0-1-0		12-9-0	
4-15-0		0-0-0	0-0-0		AWAY		0-2-0		0-0-0		4-13-0	
2-4-0		0-0-0	0-1-0		NEUTRAL		0-1-0		0-0-0		2-2-0	
4-18-0		0-0-0	0-1-0		NON-CONFERENCE		1-6-0		0-1-0		3-10-0	
3-10-0		0-0-0	0-0-0		HOME		1-3-0		0-1-0		2-6-0	
1-6-0		0-0-0	0-0-		AWAY		0-2-0		0-0-0		1-4-0	
0-2-0		0-0-0	0-1-0		NEUTRAL		0-1-0		0-0-0		0-0-0	
15-14-0		0-0-0	0-0-0		CONFERENCE		0-0-0		0-0-0		15-14-0	
10-3-0		0-0-0	0-0-0		HOME		0-0-0		0-0-0		10-3-0	
3-9-0		0-0-0	0-0-0		AWAY		0-0-0		0-0-0		3-9-0	
2-2-0		0-0-0	0-0-0		NEUTRAL		0-0-0		0-0-0		2-2-0	
RPI S	Opponent	Score	RPI S	Opponent	Score	RPI S	Opponent	Score	RPI S	Opponent	Score	
			43 N	Auburn	3 6	52 A	St. John's (NY)	0 15	109 H	Manhattan	10 20	
						62 A	Col. of Charleston	4 24	152 A	Fordham	3 7	
						83 H	Stony Brook	0 6	152 H	Fordham	7 12	
						83 H	Stony Brook	1 10	177 A	La Salle	3 7	
						83 H	Stony Brook	2 1	205 A	Hofstra	3 11	
						83 H	Stony Brook	3 10	207 A	Utah Valley	2 12	
						88 N	Western Ky.	1 17	207 A	Utah Valley	0 18	
									207 A	Utah Valley	3 17	
									207 A	Utah Valley	8 9	
									207 N	Utah Valley	3 5	
									220 A	St. Joseph's	8 6	
									237 H	Albany (NY)	1 3	
									237 H	Albany (NY)	5 7	
									237 H	Albany (NY)	2 8	
									260 H	Northern Colo.	6 5	
									260 H	Northern Colo.	4 11	
									260 H	Northern Colo.	9 6	
									260 H	Northern Colo.	3 15	
									260 N	Northern Colo.	4 3	
									262 A	Houston Baptist	11 21	
									262 A	Houston Baptist	5 13	
									262 A	Houston Baptist	2 6	
									262 A	Houston Baptist	7 6	
									262 N	Houston Baptist	3 6	
									267 A	Temple	4 14	
									270 H	Tex.-Pan American	13 12	
									270 H	Tex.-Pan American	21 4	
LAST 15 GAMES			262 N	Houston Baptist	3 6	262 A	Houston Baptist	11 21				
			260 N	Northern Colo.	4 3	270 H	Tex.-Pan American	13 12				
			207 N	Utah Valley	3 5	270 H	Tex.-Pan American	21 4				
			293 N	NJIT	3 2							
			262 A	Houston Baptist	5 13							

Non-Div. I Games:

NYIT

262 A Houston Baptist	2	6
262 A Houston Baptist	7	6

RPI	S	Opponent	Score	
270	H	Tex.-Pan American	13	0
270	H	Tex.-Pan American	7	6
282	H	Harvard	3	2
282	H	Harvard	0	3
282	H	Harvard	5	2
282	H	Harvard	6	10
290	H	North Dakota	10	6
290	H	North Dakota	6	7
290	H	North Dakota	3	1
290	H	North Dakota	14	4
293	A	NJIT	9	10
293	A	NJIT	0	2
293	A	NJIT	7	6
293	H	NJIT	14	6
293	N	NJIT	3	2
296	A	Chicago St.	5	1

N
Y
I
T

N
Y
I
T

Average RPI Win: 213		WON-LOST RECORD	WINNING PCT. RANK	LAST 15 GAMES	STRENGTH OF SCHEDULE	OPP. STRENGTH OF SCHEDULE	TEAM RPI	ADJ RPI		CONF. RPI	ADJ CONF. RPI			
Average RPI Loss: 188														
DIV. I ONLY		33-25-1	.5678	98	7-8-0	261	240	184	.47948	188	21	21		
DIV. I NON-CONF.		17-15-1	.5303	134	1-4-0	278	268	214	.45755	218	23	23		
<hr/>														
TOTALS		RPI 1-25		RPI 26-50		W-L RECORDS		RPI 51-100		RPI 101-150		RPI 150+		
33-25-1		0-1-0		0-1-0		OVERALL		0-0-0		0-2-0		33-21-1		
18-11-0		0-0-0		0-0-0		HOME		0-0-0		0-0-0		18-11-0		
10-11-1		0-1-0		0-0-0		AWAY		0-0-0		0-1-0		10-9-1		
5-3-0		0-0-0		0-1-0		NEUTRAL		0-0-0		0-1-0		5-1-0		
<hr/>														
17-15-1		0-1-0		0-1-0		NON-CONFERENCE		0-0-0		0-2-0		17-11-1		
11-5-0		0-0-0		0-0-0		HOME		0-0-0		0-0-0		11-5-0		
1-7-1		0-1-0		0-0-		AWAY		0-0-0		0-1-0		1-5-1		
5-3-0		0-0-0		0-1-0		NEUTRAL		0-0-0		0-1-0		5-1-0		
<hr/>														
16-10-0		0-0-0		0-0-0		CONFERENCE		0-0-0		0-0-0		16-10-0		
7-6-0		0-0-0		0-0-0		HOME		0-0-0		0-0-0		7-6-0		
9-4-0		0-0-0		0-0-0		AWAY		0-0-0		0-0-0		9-4-0		
0-0-0		0-0-0		0-0-0		NEUTRAL		0-0-0		0-0-0		0-0-0		
<hr/>														
RPI	S	Opponent	Score		RPI	S	Opponent	Score		RPI	S	Opponent	Score	
3	A	Virginia	0	6	29	N	East Carolina	1	6	113	A	Maryland	3	8
										132	N	Central Mich.	8	9
										152	N	Jacksonville St.	8	5
										163	H	Princeton	7	2
										163	H	Princeton	8	12
										163	H	Princeton	4	3
										163	H	Princeton	8	7
										178	A	Holy Cross	6	8
										178	A	Holy Cross	10	8
										178	A	Holy Cross	11	2
										178	A	Holy Cross	5	2
										179	A	Bucknell	6	1
										179	H	Bucknell	7	15
										179	H	Bucknell	6	5
										179	H	Bucknell	5	2
										179	H	Bucknell	1	2
										179	H	Bucknell	6	0
										179	H	Bucknell	0	1
										182	A	Towson	8	8
										187	A	Army	3	2
										187	A	Army	0	3
										187	A	Army	4	3
										187	A	Army	5	6
										187	H	Army	4	3
										187	H	Army	3	6
										187	H	Army	5	3
										197	H	Central Conn. St.	3	2
<hr/>														
LAST 15 GAMES														
					29	N	East Carolina	1	6	179	H	Bucknell	0	1
					3	A	Virginia	0	6	271	H	Delaware St.	1	14
					187	H	Army	5	3	299	A	Md.-East. Shore	14	3
					187	H	Army	3	6					
					187	H	Army	4	3					

Non-Div. I Games:

Navy

179 H Bucknell	6	0
179 A Bucknell	6	1

RPI	S	Opponent	Score	
197	H	Central Conn. St.	9	2
198	A	Presbyterian	7	10
198	A	Presbyterian	5	12
198	A	Presbyterian	5	12
204	H	Yale	15	7
204	H	Yale	0	1
204	H	Yale	4	6
204	H	Yale	11	4
208	A	Georgetown	2	17
208	H	Georgetown	9	2
231	N	Air Force	2	8
231	N	Air Force	13	3
231	N	Air Force	6	4
233	A	Lehigh	2	6
233	A	Lehigh	9	5
233	A	Lehigh	12	2
233	A	Lehigh	9	4
235	N	Massachusetts	7	3
244	A	George Mason	6	13
247	H	Lafayette	4	2
247	H	Lafayette	8	9
247	H	Lafayette	3	4
247	H	Lafayette	4	2
271	H	Delaware St.	1	14
288	H	UMBC	4	3
296	N	Chicago St.	17	14
297	H	Coppin St.	11	13

RPI	S	Opponent	Score	
297	H	Coppin St.	4	3
299	A	Md.-East. Shore	14	3
299	H	Md.-East. Shore	10	3

Navy

N
a
v
y

N
a
v
y

Average RPI Win:	134	WON-LOST RECORD	WINNING PCT. RANK	LAST 15 GAMES	STRENGTH OF SCHEDULE	OPP. STRENGTH OF SCHEDULE	TEAM RPI	ADJ RPI	CONF. RPI	ADJ CONF. RPI				
DIV. I ONLY		28-25-0	.5283	127	5-10-0	39	52	64	.53977	69	3	3		
DIV. I NON-CONF.		19-7-0	.73077	27	1-1-0	88	189	28	.57046	33	4	4		
<hr/>														
TOTALS	RPI 1-25	RPI 26-50		W-L RECORDS		RPI 51-100		RPI 101-150		RPI 150+				
28-25-0	2-7-0	7-11-0		OVERALL		6-5-0		1-2-0		12-0-0				
19-11-0	2-4-0	5-5-0		HOME		4-2-0		0-0-0		8-0-0				
4-13-0	0-3-0	2-6-0		AWAY		1-2-0		1-2-0		0-0-0				
5-1-0	0-0-0	0-0-0		NEUTRAL		1-1-0		0-0-0		4-0-0				
19-7-0	1-2-0	4-3-0		NON-CONFERENCE		2-2-0		0-0-0		12-0-0				
12-3-0	1-2-0	3-1-0		HOME		0-0-0		0-0-0		8-0-0				
2-3-0	0-0-0	1-0-		AWAY		1-1-0		0-0-0		0-0-0				
5-1-0	0-0-0	0-0-0		NEUTRAL		1-1-0		0-0-0		4-0-0				
9-18-0	1-5-0	3-8-0		CONFERENCE		4-3-0		1-2-0		0-0-0				
7-8-0	1-2-0	2-4-0		HOME		4-2-0		0-0-0		0-0-0				
2-10-0	0-3-0	1-4-0		AWAY		0-1-0		1-2-0		0-0-0				
0-0-0	0-0-0	0-0-0		NEUTRAL		0-0-0		0-0-0		0-0-0				
RPI	S	Opponent	Score		RPI	S	Opponent	Score		RPI	S	Opponent	Score	
9	A	Texas A&M	2	5	30	A	Oklahoma	2	9	51	A	Kansas St.	5	6
9	A	Texas A&M	3	7	30	A	Oklahoma	1	4	51	H	Kansas St.	3	2
9	A	Texas A&M	1	5	31	H	Baylor	0	2	51	H	Kansas St.	5	4
11	H	Texas	3	5	31	H	Baylor	6	2	51	H	Kansas St.	2	3
11	H	Texas	5	16	31	H	Baylor	2	6	64	N	Missouri St.	16	4
11	H	Texas	6	3	34	H	UCLA	5	4	71	A	Wichita St.	5	4
23	H	Fresno St.	0	1	34	H	UCLA	2	1	76	H	Missouri	8	5
23	H	Fresno St.	5	8	34	H	UCLA	0	1	76	H	Missouri	5	10
23	H	Fresno St.	5	4	35	A	Creighton	8	9	76	H	Missouri	4	3
					35	A	Creighton	2	1	78	A	Sam Houston St.	9	10
					35	H	Creighton	8	5	78	N	Sam Houston St.	1	7
					40	A	Texas St.	2	7					
					45	H	Oklahoma St.	7	12					
					45	H	Oklahoma St.	0	10					
					45	H	Oklahoma St.	6	4					
					50	A	Texas Tech	15	5					
					50	A	Texas Tech	8	10					
					50	A	Texas Tech	0	3					
<hr/>														
LAST 15 GAMES														
					76	H	Missouri	8	5	11	H	Texas	6	3
					76	H	Missouri	4	3	11	H	Texas	5	16
					76	H	Missouri	5	10	11	H	Texas	3	5
					9	A	Texas A&M	1	5					
					9	A	Texas A&M	2	5					

Non-Div. I Games: Doane 6 1 Neb.-Kearney 13 1

Nebraska

9	A	Texas A&M	3	7
35	A	Creighton	8	9

N
e
b
r
a
s
k
a

N
e
b
r
a
s
k
a

Average RPI Win: 182		WON-LOST RECORD		WINNING PCT. RANK		LAST 15 GAMES		STRENGTH OF SCHEDULE		OPP. STRENGTH OF SCHEDULE		TEAM RPI		ADJ RPI		CONF. RPI		ADJ CONF. RPI	
DIV. I ONLY		23-31-0		.42593 206		8-7-0		98		161		172		.48968 174		11		13	
DIV. I NON-CONF.		10-17-0		.37037 225		0-0-0		193		160		221		.45557 223		16		16	
TOTALS		RPI 1-25		RPI 26-50		W-L RECORDS		RPI 51-100		RPI 101-150		RPI 150+							
23-31-0		0-4-0		0-4-0		OVERALL		1-9-0		4-8-0		18-6-0							
16-10-0		0-0-0		0-0-0		HOME		1-6-0		0-0-0		15-4-0							
6-19-0		0-4-0		0-4-0		AWAY		0-3-0		4-6-0		2-2-0							
1-2-0		0-0-0		0-0-0		NEUTRAL		0-0-0		0-2-0		1-0-0							
10-17-0		0-0-0		0-4-0		NON-CONFERENCE		0-6-0		0-2-0		10-5-0							
8-6-0		0-0-0		0-0-0		HOME		0-3-0		0-0-0		8-3-0							
2-11-0		0-0-0		0-0-		AWAY		0-3-0		0-2-0		2-2-0							
0-0-0		0-0-0		0-0-0		NEUTRAL		0-0-0		0-0-0		0-0-0							
13-14-0		0-4-0		0-0-0		CONFERENCE		1-3-0		4-6-0		8-1-0							
8-4-0		0-0-0		0-0-0		HOME		1-3-0		0-0-0		7-1-0							
4-8-0		0-4-0		0-0-0		AWAY		0-0-0		4-4-0		0-0-0							
1-2-0		0-0-0		0-0-0		NEUTRAL		0-0-0		0-2-0		1-0-0							
RPI	S	Opponent	Score		RPI	S	Opponent	Score		RPI	S	Opponent	Score		RPI	S	Opponent	Score	
23	A	Fresno St.	3	8	26	A	California	0	2	68	H	Hawaii	10	0	124	A	San Jose St.	10	11
23	A	Fresno St.	1	7	27	A	UC Irvine	1	7	68	H	Hawaii	0	4	124	A	San Jose St.	11	4
23	A	Fresno St.	2	4	27	A	UC Irvine	4	17	68	H	Hawaii	9	12	124	A	San Jose St.	8	5
23	A	Fresno St.	1	8	27	A	UC Irvine	3	15	68	H	Hawaii	7	8	124	A	San Jose St.	7	6
										87	H	UNLV	0	5	124	N	San Jose St.	3	11
										87	H	UNLV	0	9	124	N	San Jose St.	4	5
										87	H	UNLV	6	10	133	A	Louisiana Tech	2	8
										98	A	Loyola Marymount	3	7	133	A	Louisiana Tech	1	3
										98	A	Loyola Marymount	5	8	133	A	Louisiana Tech	5	6
										98	A	Loyola Marymount	3	8	133	A	Louisiana Tech	10	6
															135	A	UC Santa Barbara	1	2
															135	A	UC Santa Barbara	3	5
															158	H	New Mexico St.	4	0
															158	H	New Mexico St.	10	3
															158	H	New Mexico St.	8	3
															158	H	New Mexico St.	9	0
															158	N	New Mexico St.	15	4
															183	A	Washington	4	5
															183	A	Washington	2	1
															183	A	Washington	3	4
															190	H	St. Mary's (CA)	3	9
															207	H	Utah Valley	6	19
															207	H	Utah Valley	8	7
															207	H	Utah Valley	5	4
															210	H	Pacific	9	4
															210	H	Pacific	6	5
															210	H	Pacific	10	6
LAST 15 GAMES																			
					124	N	San Jose St.	3	11	23	A	Fresno St.	1	7					
					158	N	New Mexico St.	15	4	234	H	Sacramento St.	10	0					
					124	N	San Jose St.	4	5	234	H	Sacramento St.	8	3					
					124	A	San Jose St.	8	5										
					124	A	San Jose St.	7	6										

Non-Div. I Games: San Fran. St. 4 3

Nevada

124	A	San Jose St.	10	11
124	A	San Jose St.	11	4

RPI	S	Opponent	Score	
211	A	UC Davis	3	2
211	H	UC Davis	7	4
234	H	Sacramento St.	10	0
234	H	Sacramento St.	8	3
234	H	Sacramento St.	2	4
234	H	Sacramento St.	10	7
240	H	Seattle	7	8
240	H	Seattle	11	10
240	H	Seattle	2	0

Average RPI Win:		129	WON-LOST RECORD		WINNING PCT. RANK	LAST 15 GAMES		STRENGTH OF SCHEDULE		OPP. STRENGTH OF SCHEDULE	TEAM RPI	ADJ RPI	CONF. RPI	ADJ CONF. RPI			
Average RPI Loss:		59															
DIV. I ONLY			20-41-0		.32787	264	6-9-0		13	72	144	.50357	141	13	11		
DIV. I NON-CONF.			6-27-0		.18182	277	0-6-0		3	24	194	.47703	185	7	7		
TOTALS		RPI 1-25		RPI 26-50		W-L RECORDS		RPI 51-100		RPI 101-150		RPI 150+					
20-41-0		3-12-0		1-14-0		OVERALL		3-6-0		7-5-0		6-4-0					
11-14-0		0-3-0		0-6-0		HOME		3-0-0		3-4-0		5-1-0					
5-26-0		1-8-0		1-8-0		AWAY		0-6-0		2-1-0		1-3-0					
4-1-0		2-1-0		0-0-0		NEUTRAL		0-0-0		2-0-0		0-0-0					
6-27-0		0-7-0		1-14-0		NON-CONFERENCE		0-3-0		3-1-0		2-2-0					
5-8-0		0-0-0		0-6-0		HOME		0-0-0		3-1-0		2-1-0					
1-18-0		0-6-0		1-0-		AWAY		0-3-0		0-0-0		0-1-0					
0-1-0		0-1-0		0-0-0		NEUTRAL		0-0-0		0-0-0		0-0-0					
14-14-0		3-5-0		0-0-0		CONFERENCE		3-3-0		4-4-0		4-2-0					
6-6-0		0-3-0		0-0-0		HOME		3-0-0		0-3-0		3-0-0					
4-8-0		1-2-0		0-0-0		AWAY		0-3-0		2-1-0		1-2-0					
4-0-0		2-0-0		0-0-0		NEUTRAL		0-0-0		2-0-0		0-0-0					
RPI	S	Opponent		Score		RPI	S	Opponent		Score		RPI	S	Opponent		Score	
7	A	Arizona St.		2	8	30	A	Oklahoma		2	6	75	A	Gonzaga		4	17
7	A	Arizona St.		1	8	30	A	Oklahoma		3	8	75	A	Gonzaga		2	6
7	A	Arizona St.		2	4	30	A	Oklahoma		3	8	75	A	Gonzaga		0	3
7	A	Arizona St.		5	7	30	A	Oklahoma		2	6	87	A	UNLV		0	8
14	N	Arkansas		0	3	35	H	Creighton		7	8	87	A	UNLV		4	8
19	A	Arizona		3	12	35	H	Creighton		6	10	87	A	UNLV		1	4
19	A	Arizona		9	10	35	H	Creighton		3	4	87	H	UNLV		9	7
21	A	TCU		10	5	35	H	Creighton		3	4	87	H	UNLV		7	6
21	A	TCU		4	11	45	A	Oklahoma St.		0	2	87	H	UNLV		3	1
21	A	TCU		2	6	45	A	Oklahoma St.		3	4	87	H	UNLV		3	1
21	H	TCU		8	12	45	A	Oklahoma St.		2	3	87	H	UNLV		3	1
21	H	TCU		0	9	50	A	Texas Tech		1	6	87	H	UNLV		3	1
21	H	TCU		16	25	50	A	Texas Tech		8	4	87	H	UNLV		3	1
21	N	TCU		4	2	50	H	Texas Tech		6	7	87	H	UNLV		3	1
21	N	TCU		4	3	50	H	Texas Tech		1	4	87	H	UNLV		3	1
LAST 15 GAMES																	
14 N Arkansas 0 3																	
7 A Arizona St. 2 4																	
21 N TCU 4 2																	
103 N Utah 6 5																	
21 N TCU 4 3																	
21 H TCU 16 25																	
21 H TCU 0 9																	
30 A Oklahoma 2 6																	

Non-Div. I Games:

New Mexico

129	N	BYU	5	4
21	H	TCU	8	12

N
e
w
M
e
x
i
c
o

N
e
w
M
e
x
i
c
o

Average RPI Win: 210		WON-LOST	WINNING	LAST 15	STRENGTH OF		OPP. STRENGTH	TEAM	ADJ	CONF.	ADJ CONF.
Average RPI Loss: 125		RECORD	PCT. RANK	GAMES	SCHEDULE		OF SCHEDULE	RPI	RPI	RPI	RPI
DIV. I ONLY		34-24-0	.58621	83	5-10-0		237	182	158	.49687	158
DIV. I NON-CONF.		25-7-0	.78125	12	1-0-0		282	257	98	.52134	103
TOTALS		RPI 1-25	RPI 26-50		W-L RECORDS		RPI 51-100		RPI 101-150		RPI 150+
34-24-0		0-5-0	0-0-0		OVERALL		3-5-0		7-5-0		24-9-0
26-6-0		0-0-0	0-0-0		HOME		2-2-0		4-1-0		20-3-0
6-13-0		0-5-0	0-0-0		AWAY		0-0-0		3-3-0		3-5-0
2-5-0		0-0-0	0-0-0		NEUTRAL		1-3-0		0-1-0		1-1-0
25-7-0		0-1-0	0-0-0		NON-CONFERENCE		1-3-0		2-1-0		22-2-0
19-1-0		0-0-0	0-0-0		HOME		0-0-0		1-0-0		18-1-0
4-3-0		0-1-0	0-0-		AWAY		0-0-0		1-1-0		3-1-0
2-3-0		0-0-0	0-0-0		NEUTRAL		1-3-0		0-0-0		1-0-0
9-17-0		0-4-0	0-0-0		CONFERENCE		2-2-0		5-4-0		2-7-0
7-5-0		0-0-0	0-0-0		HOME		2-2-0		3-1-0		2-2-0
2-10-0		0-4-0	0-0-0		AWAY		0-0-0		2-2-0		0-4-0
0-2-0		0-0-0	0-0-0		NEUTRAL		0-0-0		0-1-0		0-1-0
RPI S	Opponent	Score	RPI S	Opponent	Score	RPI S	Opponent	Score	RPI S	Opponent	Score
23 A	Fresno St.	7 15				68 H	Hawaii	18 8	120 A	Lamar	6 12
23 A	Fresno St.	4 17				68 H	Hawaii	3 24	124 H	San Jose St.	3 7
23 A	Fresno St.	3 6				68 H	Hawaii	14 5	124 H	San Jose St.	20 8
23 A	Fresno St.	2 17				68 H	Hawaii	4 14	124 H	San Jose St.	9 5
25 A	Oregon St.	0 7				90 N	San Francisco	7 6	124 H	San Jose St.	16 8
						90 N	San Francisco	1 12	133 A	Louisiana Tech	4 2
						91 N	VMI	2 7	133 A	Louisiana Tech	0 10
						91 N	VMI	0 5	133 A	Louisiana Tech	7 5
									133 A	Louisiana Tech	0 7
									133 N	Louisiana Tech	3 9
									141 A	New Mexico	13 8
									141 H	New Mexico	9 4
									174 A	Nevada	3 10
									174 A	Nevada	3 8
									174 A	Nevada	0 4
									174 A	Nevada	0 9
									174 N	Nevada	4 15
									206 H	Binghamton	9 6
									206 H	Binghamton	18 3
									206 H	Binghamton	13 5
									206 H	Binghamton	7 3
									219 N	Cal St. Northridge	6 5
									234 H	Sacramento St.	11 19
									234 H	Sacramento St.	8 7
									234 H	Sacramento St.	8 15
									234 H	Sacramento St.	11 9
									240 A	Seattle	8 3
			LAST 15 GAMES								
			174 N	Nevada	4 15	23 A	Fresno St.	2 17			
			133 N	Louisiana Tech	3 9	23 A	Fresno St.	7 15			
			68 H	Hawaii	3 24	23 A	Fresno St.	4 17			
			68 H	Hawaii	18 8						
			68 H	Hawaii	4 14						

Non-Div. I Games:

New Mexico St.

68 H Hawaii	14	5
23 A Fresno St.	3	6

RPI	S	Opponent	Score	
240	A	Seattle	1	5
240	A	Seattle	7	4
240	A	Seattle	10	2
260	H	Northern Colo.	13	4
260	H	Northern Colo.	15	8
260	H	Northern Colo.	6	9
260	H	Northern Colo.	19	16
262	H	Houston Baptist	9	6
262	H	Houston Baptist	13	11
262	H	Houston Baptist	9	1
273	H	IPFW	11	8
273	H	IPFW	14	5
273	H	IPFW	16	8
273	H	IPFW	11	2
275	H	Buffalo	20	12
275	H	Buffalo	23	11
275	H	Buffalo	19	13
275	H	Buffalo	15	3

N
e
w
M
e
x
i
c
o
S
t
.

N
e
w
M
e
x
i
c
o
S
t
.

Average RPI Win:		205	WON-LOST		WINNING		LAST 15		STRENGTH OF		OPP. STRENGTH		TEAM		ADJ		CONF.		ADJ CONF.					
Average RPI Loss:		127	RECORD		PCT. RANK		GAMES		SCHEDULE		OF SCHEDULE		RPI		RPI		RPI		RPI					
DIV. I ONLY			4-50-0		.07407		300		1-14-0		151		185		290		.38445		289		28		28	
DIV. I NON-CONF.			4-47-0		.07843		296		1-12-0		152		194		288		.38589		289		27		29	
TOTALS		RPI 1-25		RPI 26-50				W-L RECORDS				RPI 51-100				RPI 101-150				RPI 150+				
4-50-0		0-3-0		0-7-0				OVERALL				0-14-0				1-8-0				3-18-0				
2-9-0		0-0-0		0-1-0				HOME				0-1-0				1-3-0				1-4-0				
2-35-0		0-3-0		0-6-0				AWAY				0-11-0				0-4-0				2-11-0				
0-6-0		0-0-0		0-0-0				NEUTRAL				0-2-0				0-1-0				0-3-0				
4-47-0		0-3-0		0-6-0				NON-CONFERENCE				0-14-0				1-8-0				3-16-0				
2-9-0		0-0-0		0-1-0				HOME				0-1-0				1-3-0				1-4-0				
2-34-0		0-3-0		0-0-				AWAY				0-11-0				0-4-0				2-11-0				
0-4-0		0-0-0		0-0-0				NEUTRAL				0-2-0				0-1-0				0-1-0				
0-3-0		0-0-0		0-1-0				CONFERENCE				0-0-0				0-0-0				0-2-0				
0-0-0		0-0-0		0-0-0				HOME				0-0-0				0-0-0				0-0-0				
0-1-0		0-0-0		0-1-0				AWAY				0-0-0				0-0-0				0-0-0				
0-2-0		0-0-0		0-0-0				NEUTRAL				0-0-0				0-0-0				0-2-0				
RPI	S	Opponent		Score		RPI	S	Opponent		Score		RPI	S	Opponent		Score		RPI	S	Opponent		Score		
24	A	Southern Miss.		0	11	28	A	LSU		0	13	51	A	Kansas St.		2	12	108	N	Texas-Arlington		0	14	
24	A	Southern Miss.		0	1	28	H	LSU		0	5	51	A	Kansas St.		1	9	116	A	Tennessee		0	14	
24	A	Southern Miss.		1	14	41	A	Dallas Baptist		2	25	51	A	Kansas St.		2	13	116	A	Tennessee		4	18	
						49	A	Troy		0	10	59	A	Southeastern La.		0	11	130	H	North Florida		7	12	
						49	A	Troy		3	7	59	A	Southeastern La.		5	15	130	H	North Florida		6	13	
						49	A	Troy		2	15	59	A	Southeastern La.		5	11	130	H	North Florida		3	2	
						49	A	Troy		2	9	59	H	Southeastern La.		1	9	140	A	McNeese St.		1	8	
												71	N	Wichita St.		2	11	150	A	Nicholls St.		4	8	
												77	A	Tulane		2	9	150	H	Nicholls St.		2	10	
												77	A	Tulane		6	7	167	A	Northwestern St.		1	10	
												77	A	Tulane		4	7	173	A	San Diego		5	12	
												84	A	Liberty		2	3	173	A	San Diego		2	0	
												84	A	Liberty		2	5	173	A	San Diego		4	9	
												93	N	Stephen F. Austin		7	16	173	A	San Diego		3	11	
																		184	N	La.-Monroe		5	10	
																		190	A	St. Mary's (CA)		3	7	
																		190	A	St. Mary's (CA)		0	14	
																		190	A	St. Mary's (CA)		0	7	
																		217	A	Southern U.		7	11	
																		217	A	Southern U.		2	19	
																		217	H	Southern U.		8	2	
																		224	N	Le Moyne		2	9	
																		224	N	Le Moyne		2	8	
																		267	H	Temple		3	11	
																		267	H	Temple		2	13	
																		267	H	Temple		2	11	
																		267	H	Temple		5	9	
LAST 15 GAMES						LAST 15 GAMES						LAST 15 GAMES						LAST 15 GAMES						
130	H	North Florida		3	2	140	A	McNeese St.		1	8	130	H	North Florida		7	12	59	H	Southeastern La.		1	9	
130	H	North Florida		6	13	84	A	Liberty		2	5	267	H	Temple		2	13	267	H	Temple		2	11	
28	H	LSU		0	5							267	H	Temple		2	11							
51	A	Kansas St.		2	13													267	H	Temple		5	9	

Non-Div. I Games:

New Orleans

51	A	Kansas St.	2	12
51	A	Kansas St.	1	9

RPI	S	Opponent	Score	
298	A	Alabama A&M	5	4
298	A	Alabama A&M	4	5
298	A	Alabama A&M	0	10

N
e
w
O
r
l
e
a
n
s

N
e
w
O
r
l
e
a
n
s

New Orleans

Average RPI Win: 213		WON-LOST RECORD		WINNING PCT. RANK		LAST 15 GAMES		STRENGTH OF SCHEDULE		OPP. STRENGTH OF SCHEDULE		TEAM RPI		ADJ RPI		CONF. RPI		ADJ CONF. RPI	
DIV. I ONLY		8-40-0		.16667 295		2-13-0		197		220		286		.4021 283		22		22	
DIV. I NON-CONF.		3-21-0		.125 289		0-3-0		203		185		290		.39261 286		22		22	
TOTALS		RPI 1-25		RPI 26-50		W-L RECORDS		RPI 51-100		RPI 101-150		RPI 150+							
8-40-0		0-1-0		0-0-0		OVERALL		1-6-0		1-14-0		6-19-0							
3-6-0		0-0-0		0-0-0		HOME		0-0-0		1-2-0		2-4-0							
4-33-0		0-1-0		0-0-0		AWAY		1-6-0		0-12-0		3-14-0							
1-1-0		0-0-0		0-0-0		NEUTRAL		0-0-0		0-0-0		1-1-0							
3-21-0		0-1-0		0-0-0		NON-CONFERENCE		1-6-0		0-6-0		2-8-0							
0-0-0		0-0-0		0-0-0		HOME		0-0-0		0-0-0		0-0-0							
2-20-0		0-1-0		0-0-		AWAY		1-6-0		0-6-0		1-7-0							
1-1-0		0-0-0		0-0-0		NEUTRAL		0-0-0		0-0-0		1-1-0							
5-19-0		0-0-0		0-0-0		CONFERENCE		0-0-0		1-8-0		4-11-0							
3-6-0		0-0-0		0-0-0		HOME		0-0-0		1-2-0		2-4-0							
2-13-0		0-0-0		0-0-0		AWAY		0-0-0		0-6-0		2-7-0							
0-0-0		0-0-0		0-0-0		NEUTRAL		0-0-0		0-0-0		0-0-0							
RPI	S	Opponent		Score		RPI	S	Opponent		Score		RPI	S	Opponent		Score			
3	A	Virginia		0 7								102	A	Penn St.		1 4			
								71 A Wichita St.		0 12		105	A	Marist		3 7			
								71 A Wichita St.		1 11		105	A	Marist		1 4			
								71 A Wichita St.		0 5		105	A	Marist		0 4			
								79 A Virginia Tech		7 11		107	A	Kentucky		2 9			
								79 A Virginia Tech		2 7		107	A	Kentucky		0 4			
								79 A Virginia Tech		8 7		107	A	Kentucky		1 2			
								79 A Virginia Tech		9 17		109	H	Manhattan		0 4			
												109	H	Manhattan		5 4			
												109	H	Manhattan		7 9			
												114	A	Rider		2 10			
												114	A	Rider		1 12			
												114	A	Rider		2 12			
												138	A	Pittsburgh		6 9			
												138	A	Pittsburgh		9 18			
												191	H	Siena		3 10			
												191	H	Siena		0 3			
												191	H	Siena		4 9			
												203	A	Fairfield		2 6			
												203	A	Fairfield		9 10			
												203	A	Fairfield		1 12			
												206	A	Binghamton		2 5			
												212	N	Toledo		4 5			
												221	A	Canisius		3 4			
												221	A	Canisius		14 5			
												221	A	Canisius		1 12			
												226	A	St. Bonaventure		1 9			
LAST 15 GAMES																			

Non-Div. I Games:

Niagara

109 H Manhattan	0	4
109 H Manhattan	7	9

RPI	S	Opponent	Score	
226	A	St. Bonaventure	1	3
244	A	George Mason	6	11
244	A	George Mason	5	10
244	A	George Mason	9	8
253	H	Iona	2	5
253	H	Iona	7	5
253	H	Iona	4	2
269	A	St. Peter's	3	14
269	A	St. Peter's	1	10
269	A	St. Peter's	4	0
275	A	Buffalo	1	2
275	A	Buffalo	4	11
277	N	Youngstown St.	8	5

Average RPI Win: 154		WON-LOST	WINNING	LAST 15	STRENGTH OF		OPP. STRENGTH	TEAM	ADJ	CONF.	ADJ CONF.
Average RPI Loss: 99		RECORD	PCT. RANK	GAMES	SCHEDULE		OF SCHEDULE	RPI	RPI	RPI	RPI
DIV. I ONLY		27-29-0	.48214	164	7-8-0		134	112	149	.50077	150
DIV. I NON-CONF.		10-9-0	.52632	136	0-0-0		257	172	191	.47589	188
TOTALS		RPI 1-25	RPI 26-50		W-L RECORDS		RPI 51-100		RPI 101-150		RPI 150+
27-29-0		0-0-0	1-7-0		OVERALL		8-10-0		6-7-0		12-5-0
18-12-0		0-0-0	0-1-0		HOME		5-4-0		6-3-0		7-4-0
7-16-0		0-0-0	1-6-0		AWAY		2-6-0		0-4-0		4-0-0
2-1-0		0-0-0	0-0-0		NEUTRAL		1-0-0		0-0-0		1-1-0
10-9-0		0-0-0	0-2-0		NON-CONFERENCE		2-3-0		0-1-0		8-3-0
8-3-0		0-0-0	0-1-0		HOME		2-0-0		0-0-0		6-2-0
1-5-0		0-0-0	0-0-		AWAY		0-3-0		0-1-0		1-0-0
1-1-0		0-0-0	0-0-0		NEUTRAL		0-0-0		0-0-0		1-1-0
17-20-0		0-0-0	1-5-0		CONFERENCE		6-7-0		6-6-0		4-2-0
10-9-0		0-0-0	0-0-0		HOME		3-4-0		6-3-0		1-2-0
6-11-0		0-0-0	1-5-0		AWAY		2-3-0		0-3-0		3-0-0
1-0-0		0-0-0	0-0-0		NEUTRAL		1-0-0		0-0-0		0-0-0
RPI S	Opponent	Score	RPI S	Opponent	Score	RPI S	Opponent	Score	RPI S	Opponent	Score
			28 A	LSU	3 12	59 A	Southeastern La.	7 3	108 H	Texas-Arlington	5 2
			28 H	LSU	8 12	59 A	Southeastern La.	4 15	108 H	Texas-Arlington	7 3
			40 A	Texas St.	3 14	59 H	Southeastern La.	11 1	108 H	Texas-Arlington	1 5
			40 A	Texas St.	6 0	77 A	Tulane	1 5	120 A	Lamar	0 3
			40 A	Texas St.	2 14	78 H	Sam Houston St.	2 5	120 A	Lamar	4 9
			40 A	Texas St.	7 10	78 H	Sam Houston St.	7 0	120 A	Lamar	1 8
			40 A	Texas St.	4 6	78 H	Sam Houston St.	12 0	133 A	Louisiana Tech	2 4
			40 A	Texas St.	3 4	78 N	Sam Houston St.	4 1	140 H	McNeese St.	4 3
						81 A	La.-Lafayette	4 5	140 H	McNeese St.	7 2
						81 H	La.-Lafayette	3 2	140 H	McNeese St.	8 3
						85 H	A&M-Corpus Christi	3 8	147 H	UTSA	2 3
						85 H	A&M-Corpus Christi	1 12	147 H	UTSA	2 5
						85 H	A&M-Corpus Christi	4 7	147 H	UTSA	4 1
						93 A	Stephen F. Austin	7 10	157 N	Southern Ill.	6 10
						93 A	Stephen F. Austin	6 2	162 H	Central Ark.	6 8
						93 A	Stephen F. Austin	1 5	162 H	Central Ark.	11 8
						99 A	South Ala.	8 9	162 H	Central Ark.	1 10
						99 H	South Ala.	11 2	167 A	Northwestern St.	5 3
									167 A	Northwestern St.	6 3
									167 A	Northwestern St.	4 3
									184 H	La.-Monroe	7 5
									184 H	La.-Monroe	0 4
									217 H	Southern U.	4 6
									229 H	Alcorn St.	14 1
									258 N	Grambling	5 2
									269 H	St. Peter's	7 2
									269 H	St. Peter's	4 3
LAST 15 GAMES											
			40 A	Texas St.	7 10	40 A	Texas St.	3 14			
			40 A	Texas St.	2 14	40 A	Texas St.	3 4			
			78 N	Sam Houston St.	4 1	40 A	Texas St.	4 6			
			40 A	Texas St.	6 0						
			140 H	McNeese St.	4 3						

Non-Div. I Games: Loyola (LA) 3 2

Nicholls St.

Nicholls St.

140	H	McNeese St.	8	3
140	H	McNeese St.	7	2

Through Games Of 2011 Final

RPI	S	Opponent	Score	
269	H	St. Peter's	15	2
289	A	New Orleans	10	2
289	H	New Orleans	8	4

Nicholls St.

N
i
c
h
o
l
l
s
s
t
.

N
i
c
h
o
l
l
s
s
t
.

Average RPI Win: 262		WON-LOST	WINNING	LAST 15	STRENGTH OF		OPP. STRENGTH	TEAM	ADJ	CONF.	ADJ CONF.
Average RPI Loss: 209		RECORD	PCT. RANK	GAMES	SCHEDULE		OF SCHEDULE	RPI	RPI	RPI	RPI
DIV. I ONLY		23-29-0	.44231	200	9-6-0		275	297	264	.42318	266
DIV. I NON-CONF.		11-18-0	.37931	222	4-2-0		188	297	241	.43627	253
TOTALS		RPI 1-25	RPI 26-50		W-L RECORDS		RPI 51-100		RPI 101-150		RPI 150+
23-29-0		0-0-0	0-0-0		OVERALL		0-0-0		1-9-0		22-20-0
11-18-0		0-0-0	0-0-0		HOME		0-0-0		1-6-0		10-12-0
8-11-0		0-0-0	0-0-0		AWAY		0-0-0		0-3-0		8-8-0
4-0-0		0-0-0	0-0-0		NEUTRAL		0-0-0		0-0-0		4-0-0
11-18-0		0-0-0	0-0-0		NON-CONFERENCE		0-0-0		1-4-0		10-14-0
9-11-0		0-0-0	0-0-0		HOME		0-0-0		1-3-0		8-8-0
1-7-0		0-0-0	0-0-		AWAY		0-0-0		0-1-0		1-6-0
1-0-0		0-0-0	0-0-0		NEUTRAL		0-0-0		0-0-0		1-0-0
12-11-0		0-0-0	0-0-0		CONFERENCE		0-0-0		0-5-0		12-6-0
2-7-0		0-0-0	0-0-0		HOME		0-0-0		0-3-0		2-4-0
7-4-0		0-0-0	0-0-0		AWAY		0-0-0		0-2-0		7-2-0
3-0-0		0-0-0	0-0-0		NEUTRAL		0-0-0		0-0-0		3-0-0
RPI S	Opponent	Score	RPI S	Opponent	Score	RPI S	Opponent	Score	RPI S	Opponent	Score
									102 H	Penn St.	0 5
									102 H	Penn St.	4 2
									102 H	Penn St.	1 12
									102 H	Penn St.	1 5
									126 A	Bethune-Cookman	3 9
									126 A	Bethune-Cookman	0 8
									126 H	Bethune-Cookman	5 12
									126 H	Bethune-Cookman	7 10
									126 H	Bethune-Cookman	6 12
									127 A	Old Dominion	5 13
									168 A	William & Mary	4 9
									168 H	William & Mary	5 6
									192 A	VCU	1 9
									192 H	VCU	6 7
									205 H	Hofstra	5 4
									205 H	Hofstra	3 2
									208 H	Georgetown	9 4
									236 H	Villanova	7 8
									236 H	Villanova	1 13
									236 H	Villanova	9 4
									242 A	Longwood	0 11
									242 A	Longwood	4 7
									242 H	Longwood	21 14
									242 H	Longwood	8 3
									248 H	Penn	6 14
									248 H	Penn	2 1
									248 H	Penn	0 7
LAST 15 GAMES											
						126 A	Bethune-Cookman	3 9	284 H	N.C. A&T	2 6
						271 N	Delaware St.	9 3	294 A	Florida A&M	10 3
						126 A	Bethune-Cookman	0 8	294 A	Florida A&M	9 8
						271 N	Delaware St.	11 1			
						284 N	N.C. A&T	14 4			

Non-Div. I Games: Virginia St. 18 2

Norfolk St.

Norfolk St.

242	H	Longwood	8	3
242	H	Longwood	21	14

Through Games Of 2011 Final

RPI	S	Opponent	Score	
248	H	Penn	2	3
271	H	Delaware St.	0	5
271	H	Delaware St.	6	5
271	H	Delaware St.	0	1
271	N	Delaware St.	9	3
271	N	Delaware St.	11	1
284	H	N.C. A&T	4	3
284	H	N.C. A&T	2	6
284	H	N.C. A&T	4	7
284	N	N.C. A&T	14	4
292	A	Savannah St.	11	6
292	A	Savannah St.	5	8
292	A	Savannah St.	5	6
292	H	Savannah St.	7	3
292	H	Savannah St.	3	5
292	N	Savannah St.	4	3
294	A	Florida A&M	10	3
294	A	Florida A&M	4	6
294	A	Florida A&M	9	8
297	A	Coppin St.	15	2
297	A	Coppin St.	9	2
297	A	Coppin St.	28	16
299	A	Md.-East. Shore	1	2
299	A	Md.-East. Shore	6	1
299	A	Md.-East. Shore	16	4

Norfolk St.

N
o
r
f
o
l
k
S
t
.

N
o
r
f
o
l
k
S
t
.

North Carolina

Through Games Of 2011 Final

Average RPI Win: 73		WON-LOST	WINNING	LAST 15	STRENGTH OF	OPP. STRENGTH	TEAM	ADJ	CONF.	ADJ CONF.				
Average RPI Loss: 29		RECORD	PCT. RANK	GAMES	SCHEDULE	OF SCHEDULE	RPI	RPI	RPI	RPI				
DIV. I ONLY		51-16-0	.76119	5	11-4-0	3	21	3	.63732	1	2	2		
DIV. I NON-CONF.		30-4-0	.88235	3	7-2-0	1	51	1	.66557	1	2	2		
<hr/>														
TOTALS		RPI 1-25		RPI 26-50		W-L RECORDS		RPI 51-100		RPI 101-150		RPI 150+		
51-16-0		14-9-0		6-3-0		OVERALL		17-4-0		9-0-0		5-0-0		
36-3-0		9-2-0		5-0-0		HOME		9-1-0		8-0-0		5-0-0		
11-9-0		4-3-0		1-3-0		AWAY		6-3-0		0-0-0		0-0-0		
4-4-0		1-4-0		0-0-0		NEUTRAL		2-0-0		1-0-0		0-0-0		
30-4-0		4-2-0		6-0-0		NON-CONFERENCE		12-2-0		3-0-0		5-0-0		
23-1-0		2-0-0		5-0-0		HOME		9-1-0		2-0-0		5-0-0		
4-1-0		1-0-0		1-0-		AWAY		2-1-0		0-0-0		0-0-0		
3-2-0		1-2-0		0-0-0		NEUTRAL		1-0-0		1-0-0		0-0-0		
21-12-0		10-7-0		0-3-0		CONFERENCE		5-2-0		6-0-0		0-0-0		
13-2-0		7-2-0		0-0-0		HOME		0-0-0		6-0-0		0-0-0		
7-8-0		3-3-0		0-3-0		AWAY		4-2-0		0-0-0		0-0-0		
1-2-0		0-2-0		0-0-0		NEUTRAL		1-0-0		0-0-0		0-0-0		
RPI	S	Opponent		Score	RPI	S	Opponent		Score	RPI	S	Opponent		Score
3	H	Virginia		2 1	29	A	East Carolina		5 4	52	H	St. John's (NY)		8 1
3	H	Virginia		3 2	29	H	East Carolina		5 3	57	H	Seton Hall		1 3
3	H	Virginia		6 0	36	A	North Carolina St.		7 8	57	H	Seton Hall		7 1
3	N	Virginia		2 3	36	A	North Carolina St.		4 5	57	H	Seton Hall		10 5
4	N	Vanderbilt		3 7	36	A	North Carolina St.		2 10	66	A	Wake Forest		2 10
4	N	Vanderbilt		1 5	44	H	Coastal Caro.		8 3	66	A	Wake Forest		7 1
6	A	Florida St.		7 6	47	H	Elon		16 0	66	A	Wake Forest		4 5
6	A	Florida St.		3 5	48	H	James Madison		14 0	66	N	Wake Forest		9 0
6	A	Florida St.		8 5	48	H	James Madison		9 3	73	A	Charlotte		3 4
8	H	Clemson		9 5						73	H	Charlotte		4 2
8	H	Clemson		13 3						76	N	Missouri		11 3
8	H	Clemson		5 4						79	A	Virginia Tech		7 6
10	A	Georgia Tech		0 3						79	A	Virginia Tech		5 4
10	A	Georgia Tech		3 2						79	A	Virginia Tech		10 4
10	A	Georgia Tech		8 9						83	H	Stony Brook		5 1
11	N	Texas		3 0						83	H	Stony Brook		18 4
13	H	Stanford		5 2						83	H	Stony Brook		11 6
13	H	Stanford		7 5						89	A	Southern California		11 7
15	A	Cal St. Fullerton		4 3						92	H	Gardner-Webb		8 1
17	H	Miami (FL)		3 5						100	A	UNC Wilmington		11 5
17	H	Miami (FL)		6 13										
17	H	Miami (FL)		8 1										
17	N	Miami (FL)		5 7										
					LAST 15 GAMES									
4	N	Vanderbilt		1 5										
11	N	Texas		3 0										
4	N	Vanderbilt		3 7										
13	H	Stanford		7 5										
13	H	Stanford		5 2										

Non-Div. I Games:

North Carolina

North Carolina

	RPI	S	Opponent	Score
48 H	James Madison	9	3	
48 H	James Madison	14	0	
100 H	UNC Wilmington	14	2	
154 H	Maine	4	0	
3	N Virginia	2	3	
66	N Wake Forest	9	0	

North Carolina

Average RPI Win: 106		WON-LOST	WINNING	LAST 15	STRENGTH OF		OPP. STRENGTH	TEAM	ADJ	CONF.	ADJ CONF.
Average RPI Loss: 40		RECORD	PCT. RANK	GAMES	SCHEDULE		OF SCHEDULE	RPI	RPI	RPI	RPI
DIV. I ONLY		35-27-0	.56452	101	25		10	34	.56552	36	2
DIV. I NON-CONF.		19-10-0	.65517	55	72		92	40	.56253	43	2
TOTALS		RPI 1-25	RPI 26-50		W-L RECORDS		RPI 51-100		RPI 101-150		RPI 150+
35-27-0		8-15-0	4-5-0		OVERALL		5-2-0		9-5-0		9-0-0
23-11-0		6-3-0	3-3-0		HOME		2-2-0		5-3-0		7-0-0
9-11-0		1-8-0	1-1-0		AWAY		2-0-0		4-2-0		1-0-0
3-5-0		1-4-0	0-1-0		NEUTRAL		1-0-0		0-0-0		1-0-0
19-10-0		0-2-0	4-5-0		NON-CONFERENCE		3-1-0		3-2-0		9-0-0
13-6-0		0-0-0	3-3-0		HOME		0-1-0		3-2-0		7-0-0
4-1-0		0-0-0	1-0-		AWAY		2-0-0		0-0-0		1-0-0
2-3-0		0-2-0	0-1-0		NEUTRAL		1-0-0		0-0-0		1-0-0
16-17-0		8-13-0	0-0-0		CONFERENCE		2-1-0		6-3-0		0-0-0
10-5-0		6-3-0	0-0-0		HOME		2-1-0		2-1-0		0-0-0
5-10-0		1-8-0	0-0-0		AWAY		0-0-0		4-2-0		0-0-0
1-2-0		1-2-0	0-0-0		NEUTRAL		0-0-0		0-0-0		0-0-0
RPI	S	Opponent	Score	RPI	S	Opponent	Score	RPI	S	Opponent	Score
1	H	North Carolina	8 7	26	N	California	0 4	66	H	Wake Forest	17 5
1	H	North Carolina	5 4	29	H	East Carolina	4 2	66	H	Wake Forest	6 4
1	H	North Carolina	10 2	39	H	East Tenn. St.	0 2	66	H	Wake Forest	5 11
3	A	Virginia	1 3	39	H	East Tenn. St.	1 5	80	N	Ga. Southern	5 2
3	A	Virginia	6 2	39	H	East Tenn. St.	8 5	94	A	UNC Greensboro	9 1
3	A	Virginia	6 7	44	A	Coastal Caro.	12 3	100	A	UNC Wilmington	19 5
6	H	Florida St.	5 7	47	A	Elon	2 12	100	H	UNC Wilmington	1 9
6	H	Florida St.	12 4	47	H	Elon	17 4				
6	H	Florida St.	4 9	47	H	Elon	2 4				
6	N	Florida St.	7 0								
8	H	Clemson	5 3								
8	H	Clemson	6 0								
8	H	Clemson	3 7								
8	N	Clemson	3 6								
10	A	Georgia Tech	4 11								
10	A	Georgia Tech	2 9								
10	A	Georgia Tech	0 12								
10	N	Georgia Tech	5 6								
17	A	Miami (FL)	13 14								
17	A	Miami (FL)	1 4								
17	A	Miami (FL)	0 3								
20	N	Stetson	3 5	LAST 15 GAMES							
20	N	Stetson	7 8	20	N	Stetson	3 5	139	A	Boston College	10 0
				80	N	Ga. Southern	5 2	139	A	Boston College	9 4
				20	N	Stetson	7 8	168	H	William & Mary	4 0
				8	N	Clemson	3 6				
				10	N	Georgia Tech	5 6				

Non-Div. I Games:

North Carolina St.

6 N Florida St.	7	0
139 A Boston College	6	1

N
o
r
t
h
C
a
r
o
l
i
n
a
s
t
.

N
o
r
t
h
C
a
r
o
l
i
n
a
s
t
.

Average RPI Win:	257	WON-LOST RECORD	WINNING PCT. RANK	LAST 15 GAMES	STRENGTH OF SCHEDULE	OPP. STRENGTH OF SCHEDULE	TEAM RPI	ADJ RPI	CONF. RPI	ADJ CONF. RPI						
Average RPI Loss:	193															
DIV. I ONLY	11-35-0	.23913	288	6-9-0	285	275	292	.37799	290	31	31					
DIV. I NON-CONF.	2-16-0	.11111	293	1-0-0	61	126	266	.42566	261	31	30					
<hr/>																
TOTALS	RPI 1-25	RPI 26-50		W-L RECORDS	RPI 51-100		RPI 101-150		RPI 150+							
11-35-0	0-0-0	0-0-0		OVERALL	0-10-0		1-3-0		10-22-0							
9-8-0	0-0-0	0-0-0		HOME	0-0-0		0-0-0		9-8-0							
2-26-0	0-0-0	0-0-0		AWAY	0-10-0		1-3-0		1-13-0							
0-1-0	0-0-0	0-0-0		NEUTRAL	0-0-0		0-0-0		0-1-0							
<hr/>																
2-16-0	0-0-0	0-0-0		NON-CONFERENCE	0-10-0		1-3-0		1-3-0							
1-0-0	0-0-0	0-0-0		HOME	0-0-0		0-0-0		1-0-0							
1-15-0	0-0-0	0-0-		AWAY	0-10-0		1-3-0		0-2-0							
0-1-0	0-0-0	0-0-0		NEUTRAL	0-0-0		0-0-0		0-1-0							
<hr/>																
9-19-0	0-0-0	0-0-0		CONFERENCE	0-0-0		0-0-0		9-19-0							
8-8-0	0-0-0	0-0-0		HOME	0-0-0		0-0-0		8-8-0							
1-11-0	0-0-0	0-0-0		AWAY	0-0-0		0-0-0		1-11-0							
0-0-0	0-0-0	0-0-0		NEUTRAL	0-0-0		0-0-0		0-0-0							
<hr/>																
RPI S	Opponent	Score	RPI S	Opponent	Score	RPI S	Opponent	Score	RPI S	Opponent	Score					
						64 A	Missouri St.	4	12	106 A	Kansas	3	5			
						64 A	Missouri St.	0	13	145 A	Southeast Mo. St.	8	6			
						64 A	Missouri St.	8	9	145 A	Southeast Mo. St.	6	13			
						69 A	Nebraska	0	6	145 A	Southeast Mo. St.	0	15			
						69 A	Nebraska	6	8	159 A	South Dakota St.	2	8			
						69 A	Nebraska	4	10	159 H	South Dakota St.	5	2			
						69 A	Nebraska	1	10	181 N	Northern Ill.	0	4			
						71 A	Wichita St.	4	11	207 H	Utah Valley	2	3			
						71 A	Wichita St.	3	8	249 A	North Dakota St.	5	19			
						71 A	Wichita St.	0	15	260 A	Northern Colo.	6	17			
										260 A	Northern Colo.	13	14			
										260 A	Northern Colo.	18	19			
										260 A	Northern Colo.	9	11			
										260 H	Northern Colo.	5	1			
										262 A	Houston Baptist	6	9			
										262 A	Houston Baptist	8	9			
										262 A	Houston Baptist	5	9			
										262 A	Houston Baptist	7	8			
										262 H	Houston Baptist	8	2			
										262 H	Houston Baptist	1	7			
				270 H	Tex.-Pan American	3	2									
LAST 15 GAMES									270 H	Tex.-Pan American	4	7				
									262 H	Houston Baptist	1	7	270 H	Tex.-Pan American	7	3
									207 H	Utah Valley	2	3	159 H	South Dakota St.	5	2
									262 H	Houston Baptist	8	2	293 H	NJIT	9	11
									260 H	Northern Colo.	5	1	278 A	NYIT	7	6
									270 H	Tex.-Pan American	4	7	278 A	NYIT	6	10
								278 A	NYIT	4	14					

Non-Div. I Games: Minn.-Crookston 12 4

North Dakota

270	H	Tex.-Pan American	7	3
270	H	Tex.-Pan American	7	8

RPI	S	Opponent	Score	
278	A	NYIT	1	3
293	H	NJIT	9	11
293	H	NJIT	6	3
293	H	NJIT	7	12
293	H	NJIT	5	11
296	H	Chicago St.	10	8
296	H	Chicago St.	10	6
296	H	Chicago St.	3	4
296	H	Chicago St.	10	4

Average RPI Win: 224		WON-LOST	WINNING	LAST 15	STRENGTH OF		OPP. STRENGTH	TEAM	ADJ	CONF.	ADJ CONF.
Average RPI Loss: 167		RECORD	PCT. RANK	GAMES	SCHEDULE		OF SCHEDULE	RPI	RPI	RPI	RPI
DIV. I ONLY		20-32-0	.38462	230	6-9-0		242	247	250	.44186	249
DIV. I NON-CONF.		4-17-0	.19048	275	0-1-0		211	196	285	.40564	279
TOTALS		RPI 1-25	RPI 26-50		W-L RECORDS		RPI 51-100		RPI 101-150		RPI 150+
20-32-0		0-3-0	0-1-0		OVERALL		2-3-0		1-6-0		17-19-0
10-8-0		0-0-0	0-0-0		HOME		2-2-0		1-0-0		7-6-0
5-16-0		0-3-0	0-1-0		AWAY		0-0-0		0-5-0		5-7-0
5-8-0		0-0-0	0-0-0		NEUTRAL		0-1-0		0-1-0		5-6-0
4-17-0		0-3-0	0-1-0		NON-CONFERENCE		0-1-0		1-6-0		3-6-0
2-0-0		0-0-0	0-0-0		HOME		0-0-0		1-0-0		1-0-0
0-12-0		0-3-0	0-0-		AWAY		0-0-0		0-5-0		0-3-0
2-5-0		0-0-0	0-0-0		NEUTRAL		0-1-0		0-1-0		2-3-0
16-15-0		0-0-0	0-0-0		CONFERENCE		2-2-0		0-0-0		14-13-0
8-8-0		0-0-0	0-0-0		HOME		2-2-0		0-0-0		6-6-0
5-4-0		0-0-0	0-0-0		AWAY		0-0-0		0-0-0		5-4-0
3-3-0		0-0-0	0-0-0		NEUTRAL		0-0-0		0-0-0		3-3-0
RPI S	Opponent	Score		RPI S	Opponent	Score		RPI S	Opponent	Score	
19 A	Arizona	0	10	35 A	Creighton	2	3	60 N	Illinois St.	3	10
19 A	Arizona	1	8					72 H	Oral Roberts	4	11
19 A	Arizona	1	12					72 H	Oral Roberts	5	3
								72 H	Oral Roberts	5	3
								72 H	Oral Roberts	0	10
								128 A	Minnesota	5	8
								128 H	Minnesota	5	2
								142 N	Xavier	1	10
								159 A	South Dakota St.	3	4
								159 A	South Dakota St.	5	8
								159 A	South Dakota St.	1	12
								159 A	South Dakota St.	8	7
								159 H	South Dakota St.	12	15
								159 N	South Dakota St.	1	4
								159 N	South Dakota St.	10	13
								179 N	Bucknell	5	3
								213 N	Bradley	5	6
								243 A	Southern Utah	3	4
								243 N	Southern Utah	8	7
								243 N	Southern Utah	1	2
								243 N	Southern Utah	13	5
								250 H	Western Ill.	9	1
								250 H	Western Ill.	8	7
								250 H	Western Ill.	9	4
								250 H	Western Ill.	2	4
								250 N	Western Ill.	5	3
								251 A	Oakland	10	3
								251 A	Oakland	9	1
LAST 15 GAMES				159 N	South Dakota St.	10	13	128 A	Minnesota	5	8
				250 N	Western Ill.	5	3	273 H	IPFW	1	5
				159 N	South Dakota St.	1	4	273 H	IPFW	4	5
				250 H	Western Ill.	9	4				
				250 H	Western Ill.	9	1				

Non-Div. I Games: Mayville St. 5 4 Dakota Wesleyan 13 0

North Dakota St.

250 H Western Ill.	2	4
250 H Western Ill.	8	7

RPI	S	Opponent	Score	
251	A	Oakland	4	3
251	A	Oakland	4	1
256	N	Bowling Green	4	8
257	N	Akron	0	1
265	A	Murray St.	7	17
265	A	Murray St.	1	2
265	A	Murray St.	7	12
273	H	IPFW	1	5
273	H	IPFW	5	0
273	H	IPFW	0	3
273	H	IPFW	4	5
274	N	Butler	15	2
275	H	Centenary (LA)	4	3
275	H	Centenary (LA)	6	5
275	H	Centenary (LA)	12	16
290	H	North Dakota	19	5

N
o
r
t
h
D
a
k
o
t
a
S
t
.

N
o
r
t
h
D
a
k
o
t
a
S
t
.

North Florida

Through Games Of 2011 Final

Average RPI Win:		146	WON-LOST RECORD		WINNING PCT. RANK	LAST 15 GAMES		STRENGTH OF SCHEDULE		OPP. STRENGTH OF SCHEDULE	TEAM RPI	ADJ RPI	CONF. RPI	ADJ CONF. RPI			
Average RPI Loss:		97															
DIV. I ONLY			27-27-0		.5	149	4-11-0		127	92	129	.50787	130	8	9		
DIV. I NON-CONF.			14-10-0		.58333	97	3-4-0		163	115	107	.51989	111	9	9		
TOTALS		RPI 1-25		RPI 26-50		W-L RECORDS		RPI 51-100		RPI 101-150		RPI 150+					
27-27-0		0-4-0		2-6-0		OVERALL		10-8-0		5-5-0		10-4-0					
13-12-0		0-0-0		1-4-0		HOME		8-6-0		2-2-0		2-0-0					
14-15-0		0-4-0		1-2-0		AWAY		2-2-0		3-3-0		8-4-0					
0-0-0		0-0-0		0-0-0		NEUTRAL		0-0-0		0-0-0		0-0-0					
14-10-0		0-1-0		1-1-0		NON-CONFERENCE		5-4-0		4-3-0		4-1-0					
7-3-0		0-0-0		1-1-0		HOME		3-2-0		1-0-0		2-0-0					
7-7-0		0-1-0		0-0-		AWAY		2-2-0		3-3-0		2-1-0					
0-0-0		0-0-0		0-0-0		NEUTRAL		0-0-0		0-0-0		0-0-0					
13-17-0		0-3-0		1-5-0		CONFERENCE		5-4-0		1-2-0		6-3-0					
6-9-0		0-0-0		0-3-0		HOME		5-4-0		1-2-0		0-0-0					
7-8-0		0-3-0		1-2-0		AWAY		0-0-0		0-0-0		6-3-0					
0-0-0		0-0-0		0-0-0		NEUTRAL		0-0-0		0-0-0		0-0-0					
RPI	S	Opponent		Score		RPI	S	Opponent		Score		RPI	S	Opponent		Score	
2	A	Florida		1	4	38	H	FIU		6	3	56	H	Mercer		5	0
20	A	Stetson		0	6	38	H	FIU		8	14	56	H	Mercer		6	11
20	A	Stetson		3	6	39	H	East Tenn. St.		7	9	56	H	Mercer		7	5
20	A	Stetson		6	10	39	H	East Tenn. St.		5	6	58	H	Belmont		17	9
						39	H	East Tenn. St.		3	6	58	H	Belmont		22	2
						46	A	Jacksonville		9	8	58	H	Belmont		5	4
						46	A	Jacksonville		2	5	80	A	Ga. Southern		7	3
						46	A	Jacksonville		4	6	80	H	Ga. Southern		11	3
												84	H	Liberty		1	9
												84	H	Liberty		8	5
												84	H	Liberty		5	0
												84	H	Liberty		2	4
												95	H	Kennesaw St.		4	10
												95	H	Kennesaw St.		3	9
												95	H	Kennesaw St.		12	13
												96	A	South Fla.		1	4
												100	A	UNC Wilmington		8	9
												100	A	UNC Wilmington		11	7
													</				

Non-Div. I Games:

North Florida

95 H Kennesaw St.	3	9
95 H Kennesaw St.	4	10

N
o
r
t
h
F
l
o
r
i
d
a

N
o
r
t
h
F
l
o
r
i
d
a

Average RPI Win: 190		WON-LOST RECORD		WINNING PCT. RANK		LAST 15 GAMES		STRENGTH OF SCHEDULE		OPP. STRENGTH OF SCHEDULE		TEAM RPI		ADJ RPI		CONF. RPI		ADJ CONF. RPI	
DIV. I ONLY		18-33-0		.35294 251		6-9-0		190		159		233		.45447 232		18		18	
DIV. I NON-CONF.		6-15-0		.28571 261		1-2-0		207		148		258		.43211 256		18		18	
TOTALS		RPI 1-25		RPI 26-50		W-L RECORDS		RPI 51-100		RPI 101-150		RPI 150+							
18-33-0		0-0-0		0-4-0		OVERALL		0-8-0		3-5-0		15-16-0							
8-10-0		0-0-0		0-3-0		HOME		0-1-0		2-2-0		6-4-0							
8-14-0		0-0-0		0-1-0		AWAY		0-4-0		1-2-0		7-7-0							
2-9-0		0-0-0		0-0-0		NEUTRAL		0-3-0		0-1-0		2-5-0							
6-15-0		0-0-0		0-1-0		NON-CONFERENCE		0-5-0		1-1-0		5-8-0							
1-2-0		0-0-0		0-0-0		HOME		0-1-0		1-0-0		0-1-0							
3-4-0		0-0-0		0-0-		AWAY		0-1-0		0-0-0		3-2-0							
2-9-0		0-0-0		0-0-0		NEUTRAL		0-3-0		0-1-0		2-5-0							
12-18-0		0-0-0		0-3-0		CONFERENCE		0-3-0		2-4-0		10-8-0							
7-8-0		0-0-0		0-3-0		HOME		0-0-0		1-2-0		6-3-0							
5-10-0		0-0-0		0-0-0		AWAY		0-3-0		1-2-0		4-5-0							
0-0-0		0-0-0		0-0-0		NEUTRAL		0-0-0		0-0-0		0-0-0							
RPI	S	Opponent		Score		RPI	S	Opponent		Score		RPI	S	Opponent		Score			
38	A	FIU		0	4	55	A	Fla. Atlantic		1	14	119	H	Georgia St.		3	2		
48	H	James Madison		0	5	70	H	Rhode Island		6	7	119	H	Georgia St.		0	5		
48	H	James Madison		2	4	70	N	Rhode Island		4	12	119	H	Georgia St.		3	7		
48	H	James Madison		0	5	70	N	Rhode Island		2	3	127	A	Old Dominion		4	8		
						86	N	Sacred Heart		3	6	127	A	Old Dominion		3	10		
						100	A	UNC Wilmington		5	6	127	A	Old Dominion		7	4		
						100	A	UNC Wilmington		2	5	139	H	Boston College		2	1		
						100	A	UNC Wilmington		2	11	139	N	Boston College		1	6		
												154	N	Maine		2	5		
												161	H	Delaware		4	3		
												161	H	Delaware		8	2		
												161	H	Delaware		2	5		
												168	H	William & Mary		0	8		
												168	H	William & Mary		4	5		
												168	H	William & Mary		5	3		
												172	A	Richmond		7	9		
												172	A	Richmond		3	1		
												172	A	Richmond		4	6		
												182	A	Towson		4	5		
												182	A	Towson		3	5		
												182	A	Towson		3	4		
												189	N	Western Mich.		4	8		
												189	N	Western Mich.		11	8		
												192	A	VCU		2	0		
												192	A	VCU		5	2		
												192	A	VCU		3	4		
												197	A	Central Conn. St.		4	3		
LAST 15 GAMES																			
						48	H	James Madison		2	4	154	N	Maine		2	5		
						48	H	James Madison		0	5	244	A	George Mason		12	5		
						48	H	James Madison		0	5	244	A	George Mason		6	12		
						161	H	Delaware		8	2								
						161	H	Delaware		2	5								

Non-Div. I Games:

Northeastern

161	H	Delaware	4	3
197	A	Central Conn. St.	4	3

RPI	S	Opponent	Score	
205	H	Hofstra	1	0
205	H	Hofstra	3	0
205	H	Hofstra	5	0
226	N	St. Bonaventure	9	4
226	N	St. Bonaventure	5	6
226	N	St. Bonaventure	6	7
230	H	Brown	4	6
235	N	Massachusetts	2	4
244	A	George Mason	12	5
244	A	George Mason	5	4
244	A	George Mason	6	12
282	A	Harvard	6	5

Average RPI Win: 269		WON-LOST RECORD		WINNING PCT. RANK		LAST 15 GAMES		STRENGTH OF SCHEDULE		OPP. STRENGTH OF SCHEDULE		TEAM RPI		ADJ RPI		CONF. RPI		ADJ CONF. RPI	
DIV. I ONLY		23-32-0		.41818 209		10-5-0		266		278		259		.43144 260		31		31	
DIV. I NON-CONF.		3-23-0		.11538 291		0-0-0		120		168		281		.40473 281		31		30	
TOTALS		RPI 1-25		RPI 26-50		W-L RECORDS		RPI 51-100		RPI 101-150		RPI 150+							
23-32-0		0-3-0		0-0-0		OVERALL		0-8-0		0-0-0		23-21-0							
13-8-0		0-0-0		0-0-0		HOME		0-0-0		0-0-0		13-8-0							
9-21-0		0-3-0		0-0-0		AWAY		0-6-0		0-0-0		9-12-0							
1-3-0		0-0-0		0-0-0		NEUTRAL		0-2-0		0-0-0		1-1-0							
3-23-0		0-3-0		0-0-0		NON-CONFERENCE		0-8-0		0-0-0		3-12-0							
1-8-0		0-0-0		0-0-0		HOME		0-0-0		0-0-0		1-8-0							
2-13-0		0-3-0		0-0-		AWAY		0-6-0		0-0-0		2-4-0							
0-2-0		0-0-0		0-0-0		NEUTRAL		0-2-0		0-0-0		0-0-0							
20-9-0		0-0-0		0-0-0		CONFERENCE		0-0-0		0-0-0		20-9-0							
12-0-0		0-0-0		0-0-0		HOME		0-0-0		0-0-0		12-0-0							
7-8-0		0-0-0		0-0-0		AWAY		0-0-0		0-0-0		7-8-0							
1-1-0		0-0-0		0-0-0		NEUTRAL		0-0-0		0-0-0		1-1-0							
RPI	S	Opponent		Score		RPI	S	Opponent		Score		RPI	S	Opponent		Score			
19	A	Arizona		1	11							51	A	Kansas St.		3	6		
19	A	Arizona		1	2							51	A	Kansas St.		3	16		
19	A	Arizona		4	12							69	A	Nebraska		4	5		
												69	A	Nebraska		2	13		
												69	N	Nebraska		8	12		
												69	N	Nebraska		0	3		
												78	A	Sam Houston St.		4	11		
												78	A	Sam Houston St.		11	12		
														South Dakota St.					
												207	A	Utah Valley		4	3		
												207	A	Utah Valley		2	6		
												207	A	Utah Valley		1	5		
												207	A	Utah Valley		8	16		
												231	A	Air Force		6	10		
												231	A	Air Force		6	5		
												231	H	Air Force		1	4		
												231	H	Air Force		5	7		
												243	H	Southern Utah		10	3		
												243	H	Southern Utah		2	3		
												243	H	Southern Utah		3	6		
												262	A	Houston Baptist		3	4		
												262	A	Houston Baptist		4	1		
												262	A	Houston Baptist		7	5		
												262	A	Houston Baptist		3	5		
												270	H	Tex.-Pan American		5	2		
												270	H	Tex.-Pan American		5	1		
												270	H	Tex.-Pan American		14	4		
												270	H	Tex.-Pan American		11	6		
LAST 15 GAMES						LAST 15 GAMES						LAST 15 GAMES							
						278	N	NYIT		3	4	296	A	Chicago St.		14	2		
						270	N	Tex.-Pan American		7	5	296	A	Chicago St.		7	3		
						290	A	North Dakota		1	5	290	H	North Dakota		14	13		
						207	A	Utah Valley		2	6								
						207	A	Utah Valley		8	16								

Non-Div. I Games: Colorado Mines 11 7

Northern Colo.

207 A Utah Valley	4	3
207 A Utah Valley	1	5

RPI	S	Opponent	Score	
270	N	Tex.-Pan American	7	5
278	A	NYIT	15	3
278	A	NYIT	5	6
278	A	NYIT	6	9
278	A	NYIT	11	4
278	N	NYIT	3	4
290	A	North Dakota	1	5
290	H	North Dakota	17	6
290	H	North Dakota	14	13
290	H	North Dakota	11	9
290	H	North Dakota	19	18
293	H	NJIT	7	3
293	H	NJIT	6	4
293	H	NJIT	12	2
293	H	NJIT	4	0
296	A	Chicago St.	7	3
296	A	Chicago St.	14	2

N
o
r
t
h
e
r
n
C
o
l
o
.

N
o
r
t
h
e
r
n
C
o
l
o
.

Average RPI Win:		209	WON-LOST RECORD		WINNING PCT. RANK		LAST 15 GAMES		STRENGTH OF SCHEDULE		OPP. STRENGTH OF SCHEDULE		TEAM RPI		ADJ RPI		CONF. RPI		ADJ CONF. RPI				
Average RPI Loss:		155																					
DIV. I ONLY			30-26-0		.53571 117		9-6-0		221		232		181		.48394 181		20		20				
DIV. I NON-CONF.			13-13-0		.5 151		2-1-0		214		240		182		.47824 181		19		19				
TOTALS		RPI 1-25		RPI 26-50		W-L RECORDS		RPI 51-100		RPI 101-150		RPI 150+											
30-26-0		0-1-0		0-2-0		OVERALL		1-2-0		6-10-0		23-11-0											
10-6-0		0-0-0		0-0-0		HOME		0-1-0		2-1-0		8-4-0											
16-11-0		0-0-0		0-2-0		AWAY		1-0-0		2-4-0		13-5-0											
4-9-0		0-1-0		0-0-0		NEUTRAL		0-1-0		2-5-0		2-2-0											
13-13-0		0-1-0		0-2-0		NON-CONFERENCE		1-2-0		2-3-0		10-5-0											
3-1-0		0-0-0		0-0-0		HOME		0-1-0		0-0-0		3-0-0											
7-5-0		0-0-0		0-0-		AWAY		1-0-0		0-0-0		6-3-0											
3-7-0		0-1-0		0-0-0		NEUTRAL		0-1-0		2-3-0		1-2-0											
17-13-0		0-0-0		0-0-0		CONFERENCE		0-0-0		4-7-0		13-6-0											
7-5-0		0-0-0		0-0-0		HOME		0-0-0		2-1-0		5-4-0											
9-6-0		0-0-0		0-0-0		AWAY		0-0-0		2-4-0		7-2-0											
1-2-0		0-0-0		0-0-0		NEUTRAL		0-0-0		0-2-0		1-0-0											
RPI	S	Opponent		Score		RPI	S	Opponent		Score		RPI	S	Opponent		Score							
7	N	Arizona St.		9	10	50	A	Texas Tech		8	14	53	N	Cal St. Bakersfield		1	6	110	N	UC Riverside		6	14
						50	A	Texas Tech		3	15	60	A	Illinois St.		4	1	118	N	Illinois		15	14
												60	H	Illinois St.		4	7	118	N	Illinois		3	0
																		123	A	Eastern Mich.		4	3
																		123	A	Eastern Mich.		0	1
																		123	A	Eastern Mich.		2	1
																		123	N	Eastern Mich.		2	4
																		123	N	Eastern Mich.		11	12
																		129	N	BYU		2	3
																		129	N	BYU		5	8
																		132	A	Central Mich.		6	7
																		132	A	Central Mich.		1	13
																		132	A	Central Mich.		1	3
																		149	H	Miami (OH)		0	8
																		149	H	Miami (OH)		7	4
																		149	H	Miami (OH)		2	0
																		157	A	Southern Ill.		7	5
																		175	A	St. Louis		7	3
																		175	N	St. Louis		1	7
																		189	A	Western Mich.		9	4
																		189	A	Western Mich.		8	3
																		189	A	Western Mich.		3	5
																		212	H	Toledo		8	7
																		212	H	Toledo		1	8
																		212	H	Toledo		4	3
																		213	A	Bradley		14	1
																		213	H	Bradley		8	5
						LAST 15 GAMES																	

Non-Div. I Games: Aurora 6 7

Northern Ill.

189	A	Western Mich.	3	5
252	A	Milwaukee	6	13

RPI	S	Opponent	Score	
218	A	Ill.-Chicago	9	7
227	A	Ohio	5	7
227	A	Ohio	5	4
227	A	Ohio	19	10
231	N	Air Force	8	10
238	H	Ball St.	7	13
238	H	Ball St.	18	8
238	H	Ball St.	10	9
239	H	Valparaiso	7	6
243	A	Southern Utah	3	6
243	A	Southern Utah	5	7
252	A	Milwaukee	6	13
252	A	Milwaukee	11	7
256	H	Bowling Green	3	0
256	H	Bowling Green	2	7
256	H	Bowling Green	0	8
256	N	Bowling Green	4	2
275	A	Buffalo	7	0
275	A	Buffalo	12	4
275	A	Buffalo	9	4
290	N	North Dakota	4	0
296	A	Chicago St.	4	2
296	H	Chicago St.	20	5

Northwestern

Through Games Of 2011 Final

Average RPI Win:	162	WON-LOST	WINNING	LAST 15	STRENGTH OF	OPP. STRENGTH	TEAM	ADJ	CONF.	ADJ CONF.					
Average RPI Loss:	145	RECORD	PCT. RANK	GAMES	SCHEDULE	OF SCHEDULE	RPI	RPI	RPI	RPI					
DIV. I ONLY		18-29-0	.38298	232	7-7-0	131	186	199	.46979	202	16	16			
DIV. I NON-CONF.		8-16-0	.33333	238	1-0-0	194	233	242	.44151	241	17	17			
<hr/>															
TOTALS	RPI 1-25	RPI 26-50		W-L RECORDS		RPI 51-100		RPI 101-150		RPI 150+					
18-29-0	0-0-0	0-4-0		OVERALL		2-2-0		7-11-0		9-12-0					
6-8-0	0-0-0	0-0-0		HOME		0-0-0		3-6-0		3-2-0					
10-15-0	0-0-0	0-4-0		AWAY		2-2-0		4-5-0		4-4-0					
2-6-0	0-0-0	0-0-0		NEUTRAL		0-0-0		0-0-0		2-6-0					
8-16-0	0-0-0	0-4-0		NON-CONFERENCE		1-0-0		0-0-0		7-12-0					
1-2-0	0-0-0	0-0-0		HOME		0-0-0		0-0-0		1-2-0					
5-8-0	0-0-0	0-0-		AWAY		1-0-0		0-0-0		4-4-0					
2-6-0	0-0-0	0-0-0		NEUTRAL		0-0-0		0-0-0		2-6-0					
10-13-0	0-0-0	0-0-0		CONFERENCE		1-2-0		7-11-0		2-0-0					
5-6-0	0-0-0	0-0-0		HOME		0-0-0		3-6-0		2-0-0					
5-7-0	0-0-0	0-0-0		AWAY		1-2-0		4-5-0		0-0-0					
0-0-0	0-0-0	0-0-0		NEUTRAL		0-0-0		0-0-0		0-0-0					
RPI	S	Opponent	Score	RPI	S	Opponent	Score	RPI	S	Opponent	Score				
				36	A	North Carolina St.	1 4	66	A	Wake Forest	10 3				
				36	A	North Carolina St.	7 8	82	A	Michigan St.	1 10				
				50	A	Texas Tech	1 6	82	A	Michigan St.	6 5				
				50	A	Texas Tech	6 8	82	A	Michigan St.	0 3				
										118	H	Illinois	9 2		
										118	H	Illinois	3 6		
										118	H	Illinois	4 9		
										121	H	Purdue	2 10		
										121	H	Purdue	14 1		
										121	H	Purdue	7 9		
										128	A	Minnesota	4 1		
										128	A	Minnesota	4 7		
										128	A	Minnesota	4 3		
										143	A	Indiana	9 6		
										143	A	Indiana	2 8		
										143	A	Indiana	0 5		
										148	A	Ohio St.	2 7		
										148	A	Ohio St.	7 3		
										148	A	Ohio St.	14 15		
										152	N	Jacksonville St.	2 3		
										170	N	Dartmouth	3 2		
										175	A	St. Louis	1 6		
										175	A	St. Louis	8 5		
										175	A	St. Louis	2 5		
										175	A	St. Louis	15 9		
										182	N	Towson	4 6		
										187	N	Army	2 5		
										189	N	Western Mich.	3 2		
<hr/>															
				LAST 15 GAMES											
				82	A	Michigan St.	6 5	143	A	Indiana	9 6	175	A	St. Louis	8 5
				82	A	Michigan St.	1 10	143	A	Indiana	0 5	175	A	St. Louis	2 5
				82	A	Michigan St.	0 3	118	H	Illinois	4 9	182	N	Towson	4 6
				225	H	Michigan	11 6					187	N	Army	2 5
				225	H	Michigan	7 1					189	N	Western Mich.	3 2

Non-Div. I Games: Chicago 4 3 Trinity Int'l 12 2

Northwestern

Northwestern

218	H	Ill.-Chicago	3	2
143	A	Indiana	2	8

Through Games Of 2011 Final

RPI	S	Opponent	Score	
207	N	Utah Valley	0	3
208	N	Georgetown	5	7
218	A	Ill.-Chicago	3	6
218	H	Ill.-Chicago	3	2
225	H	Michigan	7	1
225	H	Michigan	11	6
235	N	Massachusetts	4	11
239	H	Valparaiso	2	5
252	H	Milwaukee	4	10
255	A	Campbell	3	2
255	A	Campbell	6	5
255	A	Campbell	6	9

Northwestern

N
o
r
t
h
w
e
s
t
e
r
n

N
o
r
t
h
w
e
s
t
e
r
n

Average RPI Win: 136		WON-LOST	WINNING	LAST 15	STRENGTH OF		OPP. STRENGTH	TEAM	ADJ	CONF.	ADJ CONF.
Average RPI Loss: 97		RECORD	PCT. RANK	GAMES	SCHEDULE		OF SCHEDULE	RPI	RPI	RPI	RPI
DIV. I ONLY		22-32-0	.40741	215	7-8-0		91	100	171	.49326	167
DIV. I NON-CONF.		10-11-0	.47619	164	1-1-0		127	86	139	.50442	136
TOTALS		RPI 1-25	RPI 26-50		W-L RECORDS		RPI 51-100		RPI 101-150		RPI 150+
22-32-0		0-2-0	2-5-0		OVERALL		5-11-0		8-12-0		7-2-0
11-14-0		0-1-0	1-2-0		HOME		3-4-0		2-5-0		5-2-0
11-18-0		0-1-0	1-3-0		AWAY		2-7-0		6-7-0		2-0-0
0-0-0		0-0-0	0-0-0		NEUTRAL		0-0-0		0-0-0		0-0-0
10-11-0		0-2-0	1-3-0		NON-CONFERENCE		1-3-0		3-2-0		5-1-0
6-4-0		0-1-0	0-0-0		HOME		1-0-0		2-2-0		3-1-0
4-7-0		0-1-0	1-0-		AWAY		0-3-0		1-0-0		2-0-0
0-0-0		0-0-0	0-0-0		NEUTRAL		0-0-0		0-0-0		0-0-0
12-21-0		0-0-0	1-2-0		CONFERENCE		4-8-0		5-10-0		2-1-0
5-10-0		0-0-0	1-2-0		HOME		2-4-0		0-3-0		2-1-0
7-11-0		0-0-0	0-0-0		AWAY		2-4-0		5-7-0		0-0-0
0-0-0		0-0-0	0-0-0		NEUTRAL		0-0-0		0-0-0		0-0-0
RPI S	Opponent	Score	RPI S	Opponent	Score	RPI S	Opponent	Score	RPI S	Opponent	Score
18 A	Mississippi St.	4 6	28 A	LSU	5 2	59 H	Southeastern La.	0 5	108 A	Texas-Arlington	2 6
24 H	Southern Miss.	2 9	33 A	Alabama	2 4	59 H	Southeastern La.	13 3	108 A	Texas-Arlington	3 4
			33 A	Alabama	0 9	77 A	Tulane	2 5	108 A	Texas-Arlington	2 0
			33 A	Alabama	5 7	77 A	Tulane	2 3	120 A	Lamar	8 6
			40 H	Texas St.	2 16	78 A	Sam Houston St.	0 3	120 A	Lamar	5 10
			40 H	Texas St.	7 4	78 A	Sam Houston St.	3 0	120 A	Lamar	3 2
			40 H	Texas St.	1 4	78 A	Sam Houston St.	2 3	129 H	BYU	4 1
						81 A	La.-Lafayette	3 6	129 H	BYU	8 7
						81 H	La.-Lafayette	7 1	129 H	BYU	1 19
						85 A	A&M-Corpus Christi	9 5	133 A	Louisiana Tech	5 3
						85 A	A&M-Corpus Christi	4 11	133 H	Louisiana Tech	2 5
						85 A	A&M-Corpus Christi	5 11	140 A	McNeese St.	2 3
						93 H	Stephen F. Austin	1 3	140 A	McNeese St.	7 3
						93 H	Stephen F. Austin	8 2	140 A	McNeese St.	5 6
						93 H	Stephen F. Austin	6 7	147 A	UTSA	2 6
						93 H	Stephen F. Austin	5 6	147 A	UTSA	18 26
									147 A	UTSA	13 11
									150 H	Nicholls St.	3 4
									150 H	Nicholls St.	3 6
									150 H	Nicholls St.	3 5
									162 H	Central Ark.	6 3
									162 H	Central Ark.	1 7
									162 H	Central Ark.	5 4
									184 A	La.-Monroe	5 3
									184 H	La.-Monroe	5 15
									184 H	La.-Monroe	7 5
									258 A	Grambling	12 10
LAST 15 GAMES			LAST 15 GAMES			LAST 15 GAMES			LAST 15 GAMES		
			59 H	Southeastern La.	13 3	162 H	Central Ark.	1 7	162 H	Central Ark.	5 4
			59 H	Southeastern La.	0 5	162 H	Central Ark.	6 3	184 A	La.-Monroe	5 3
			184 H	La.-Monroe	7 5	120 A	Lamar	5 10	184 H	La.-Monroe	5 15
			85 A	A&M-Corpus Christi	9 5				184 H	La.-Monroe	7 5
			85 A	A&M-Corpus Christi	5 11				258 A	Grambling	12 10

Non-Div. I Games:

Northwestern St.

Northwestern St.

85 A A&M-Corpus Christi	4	11
162 H Central Ark.	5	4

Through Games Of 2011 Final

RPI	S	Opponent	Score	
258	H	Grambling	11	7
289	H	New Orleans	10	1

Northwestern St.

N
o
r
t
h
w
e
s
t
e
r
n
s
t
.

N
o
r
t
h
w
e
s
t
e
r
n
s
t
.

Average RPI Win:		125	WON-LOST RECORD		WINNING PCT. RANK	LAST 15 GAMES	STRENGTH OF SCHEDULE		OPP. STRENGTH OF SCHEDULE	TEAM RPI	ADJ RPI	CONF. RPI	ADJ CONF. RPI
Average RPI Loss:		125											
DIV. I ONLY		23-29-1			.4434 199	7-8-0	86		125	154	.49901 155	12	12
DIV. I NON-CONF.		9-14-1			.39583 211	0-3-0	137		173	189	.4752 191	12	12
TOTALS		RPI 1-25	RPI 26-50		W-L RECORDS		RPI 51-100		RPI 101-150		RPI 150+		
23-29-1		0-0-0	2-5-0		OVERALL		7-8-1		6-5-0		8-11-0		
11-9-0		0-0-0	1-2-0		HOME		5-2-0		1-0-0		4-5-0		
6-13-0		0-0-0	0-1-0		AWAY		1-4-0		2-4-0		3-4-0		
6-7-1		0-0-0	1-2-0		NEUTRAL		1-2-1		3-1-0		1-2-0		
9-14-1		0-0-0	1-1-0		NON-CONFERENCE		1-3-1		5-3-0		2-7-0		
2-3-0		0-0-0	0-0-0		HOME		0-1-0		1-0-0		1-2-0		
2-6-0		0-0-0	0-0-		AWAY		0-0-0		1-2-0		1-3-0		
5-5-1		0-0-0	1-0-0		NEUTRAL		1-2-1		3-1-0		0-2-0		
14-15-0		0-0-0	1-4-0		CONFERENCE		6-5-0		1-2-0		6-4-0		
9-6-0		0-0-0	1-2-0		HOME		5-1-0		0-0-0		3-3-0		
4-7-0		0-0-0	0-0-0		AWAY		1-4-0		1-2-0		2-1-0		
1-2-0		0-0-0	0-2-0		NEUTRAL		0-0-0		0-0-0		1-0-0		
RPI S	Opponent	Score	RPI S	Opponent	Score	RPI S	Opponent	Score	RPI S	Opponent	Score		
			32 H	Connecticut	3 6	52 A	St. John's (NY)	1 4	102 N	Penn St.	8 5		
			32 H	Connecticut	14 4	52 A	St. John's (NY)	0 6	109 N	Manhattan	5 4		
			32 H	Connecticut	1 3	57 H	Seton Hall	5 4	109 N	Manhattan	2 5		
			32 N	Connecticut	3 9	57 H	Seton Hall	2 1	121 N	Purdue	19 2		
			32 N	Connecticut	2 4	57 H	Seton Hall	1 2	132 H	Central Mich.	3 2		
			37 N	Kent St.	2 0	74 N	UAB	3 0	136 A	Winthrop	2 7		
			44 A	Coastal Caro.	3 4	75 N	Gonzaga	3 3	136 A	Winthrop	2 4		
						75 N	Gonzaga	1 4	138 A	Pittsburgh	8 6		
						82 H	Michigan St.	3 20	138 A	Pittsburgh	2 3		
						82 N	Michigan St.	1 2	138 A	Pittsburgh	5 6		
						96 H	South Fla.	6 3	147 A	UTSA	5 4		
						96 H	South Fla.	8 0	151 H	West Virginia	5 2		
						96 H	South Fla.	10 5	151 H	West Virginia	1 8		
						97 A	Louisville	2 14	151 H	West Virginia	4 6		
						97 A	Louisville	5 7	151 N	West Virginia	1 0		
						97 A	Louisville	2 1	169 A	Rutgers	2 3		
									169 A	Rutgers	3 0		
									169 A	Rutgers	5 4		
									185 N	Iowa	2 11		
									185 N	Iowa	3 4		
									189 H	Western Mich.	6 2		
									208 H	Georgetown	1 0		
									208 H	Georgetown	3 4		
									208 H	Georgetown	3 2		
									218 H	Ill.-Chicago	3 5		
									225 A	Michigan	1 2		
									225 H	Michigan	3 5		
LAST 15 GAMES													
			32 N	Connecticut	3 9	96 H	South Fla.	6 3					
			151 N	West Virginia	1 0	96 H	South Fla.	10 5					
			32 N	Connecticut	2 4	96 H	South Fla.	8 0					
			97 A	Louisville	2 1								
			97 A	Louisville	5 7								

Non-Div. I Games:

Notre Dame

97	A	Louisville	2	14
82	H	Michigan St.	3	20

RPI	S	Opponent	Score	
240	A	Seattle	5	0
240	A	Seattle	2	7
240	A	Seattle	0	1

N
o
t
r
e
D
a
m
e

N
o
t
r
e
D
a
m
e

Notre Dame

Average RPI Win:	214	WON-LOST RECORD	WINNING PCT. RANK	LAST 15 GAMES	STRENGTH OF SCHEDULE	OPP. STRENGTH OF SCHEDULE	TEAM RPI	ADJ RPI	CONF. RPI	ADJ CONF. RPI	
DIV. I ONLY	177	18-30-0	.375 237	8-7-0	227	254	251	.43944 251	27	27	
DIV. I NON-CONF.		8-12-0	.4 204	3-0-0	85	252	171	.48298 175	26	26	
<hr/>											
TOTALS	RPI 1-25	RPI 26-50		W-L RECORDS	RPI 51-100		RPI 101-150		RPI 150+		
18-30-0	0-0-0	0-3-0		OVERALL	2-5-0		1-3-0		15-19-0		
6-8-0	0-0-0	0-0-0		HOME	1-3-0		0-0-0		5-5-0		
12-21-0	0-0-0	0-3-0		AWAY	1-2-0		1-3-0		10-13-0		
0-1-0	0-0-0	0-0-0		NEUTRAL	0-0-0		0-0-0		0-1-0		
8-12-0	0-0-0	0-3-0		NON-CONFERENCE	1-2-0		1-3-0		6-4-0		
2-0-0	0-0-0	0-0-0		HOME	0-0-0		0-0-0		2-0-0		
6-11-0	0-0-0	0-0-		AWAY	1-2-0		1-3-0		4-3-0		
0-1-0	0-0-0	0-0-0		NEUTRAL	0-0-0		0-0-0		0-1-0		
10-18-0	0-0-0	0-0-0		CONFERENCE	1-3-0		0-0-0		9-15-0		
4-8-0	0-0-0	0-0-0		HOME	1-3-0		0-0-0		3-5-0		
6-10-0	0-0-0	0-0-0		AWAY	0-0-0		0-0-0		6-10-0		
0-0-0	0-0-0	0-0-0		NEUTRAL	0-0-0		0-0-0		0-0-0		
RPI S	Opponent	Score	RPI S	Opponent	Score	RPI S	Opponent	Score	RPI S	Opponent	Score
			30 A	Oklahoma	5 7	60 A	Illinois St.	2 6	123 A	Eastern Mich.	3 4
			30 A	Oklahoma	6 19	72 H	Oral Roberts	5 7	132 A	Central Mich.	7 5
			30 A	Oklahoma	6 12	72 H	Oral Roberts	2 6	146 A	Wright St.	7 18
						72 H	Oral Roberts	6 4	146 A	Wright St.	6 7
						72 H	Oral Roberts	2 15	159 A	South Dakota St.	10 3
						82 A	Michigan St.	9 7	159 A	South Dakota St.	6 7
						82 A	Michigan St.	1 7	159 A	South Dakota St.	6 16
									159 A	South Dakota St.	6 7
									189 A	Western Mich.	4 0
									189 H	Western Mich.	4 3
									195 A	Dayton	3 2
									195 A	Dayton	2 3
									212 A	Toledo	3 5
									212 H	Toledo	6 5
									225 N	Michigan	1 2
									243 A	Southern Utah	6 7
									243 A	Southern Utah	6 3
									243 A	Southern Utah	7 8
									243 A	Southern Utah	12 17
									249 H	North Dakota St.	3 10
									249 H	North Dakota St.	3 4
									249 H	North Dakota St.	1 4
									249 H	North Dakota St.	1 9
									250 H	Western Ill.	3 2
									250 H	Western Ill.	11 5
									250 H	Western Ill.	0 7
									250 H	Western Ill.	6 3
<hr/>											
LAST 15 GAMES											
			275 A	Centenary (LA)	5 8	243 A	Southern Utah	6 3	249 H	North Dakota St.	1 9
			275 A	Centenary (LA)	14 7	243 A	Southern Utah	12 17	250 H	Western Ill.	3 2
			275 A	Centenary (LA)	8 3	212 H	Toledo	6 5	250 H	Western Ill.	11 5
			275 A	Centenary (LA)	13 8				250 H	Western Ill.	0 7
			132 A	Central Mich.	7 5				250 H	Western Ill.	6 3

Non-Div. I Games: Rochester College 3 6 Alma 13 1

Oakland

243	A	Southern Utah	6	7
243	A	Southern Utah	7	8

RPI	S	Opponent	Score	
256	A	Bowling Green	7	3
273	A	IPFW	1	8
273	A	IPFW	4	5
273	A	IPFW	7	9
273	A	IPFW	12	2
274	A	Butler	15	3
274	A	Butler	0	3
275	A	Centenary (LA)	13	8
275	A	Centenary (LA)	8	3
275	A	Centenary (LA)	14	7
275	A	Centenary (LA)	5	8

O
a
k
l
a
n
d

O
a
k
l
a
n
d

Average RPI Win:	218	WON-LOST RECORD	WINNING PCT. RANK	LAST 15 GAMES	STRENGTH OF SCHEDULE	OPP. STRENGTH OF SCHEDULE	TEAM RPI	ADJ RPI	CONF. RPI	ADJ CONF. RPI	
Average RPI Loss:	178										
DIV. I ONLY	26-27-0	.49057	155	8-7-0	267	219	226	.45657	227	20	20
DIV. I NON-CONF.	15-11-0	.57692	100	2-0-0	270	258	185	.47538	189	19	19
<hr/>											
TOTALS	RPI 1-25	RPI 26-50		W-L RECORDS	RPI 51-100		RPI 101-150		RPI 150+		
26-27-0	0-0-0	0-3-0		OVERALL	0-0-0		5-8-0		21-16-0		
14-13-0	0-0-0	0-3-0		HOME	0-0-0		3-4-0		11-6-0		
10-13-0	0-0-0	0-0-0		AWAY	0-0-0		2-4-0		8-9-0		
2-1-0	0-0-0	0-0-0		NEUTRAL	0-0-0		0-0-0		2-1-0		
<hr/>											
15-11-0	0-0-0	0-0-0		NON-CONFERENCE	0-0-0		2-5-0		13-6-0		
8-4-0	0-0-0	0-0-0		HOME	0-0-0		0-1-0		8-3-0		
5-6-0	0-0-0	0-0-		AWAY	0-0-0		2-4-0		3-2-0		
2-1-0	0-0-0	0-0-0		NEUTRAL	0-0-0		0-0-0		2-1-0		
<hr/>											
11-16-0	0-0-0	0-3-0		CONFERENCE	0-0-0		3-3-0		8-10-0		
6-9-0	0-0-0	0-3-0		HOME	0-0-0		3-3-0		3-3-0		
5-7-0	0-0-0	0-0-0		AWAY	0-0-0		0-0-0		5-7-0		
0-0-0	0-0-0	0-0-0		NEUTRAL	0-0-0		0-0-0		0-0-0		
<hr/>											
RPI S	Opponent	Score	RPI S	Opponent	Score	RPI S	Opponent	Score	RPI S	Opponent	Score
			37 H Kent St.	3	11				122 A Duke	6	3
			37 H Kent St.	1	9				132 H Central Mich.	3	9
			37 H Kent St.	0	4				132 H Central Mich.	0	9
									132 H Central Mich.	6	5
									138 A Pittsburgh	9	4
									142 H Xavier	5	7
									144 A Furman	0	7
									144 A Furman	3	10
									144 A Furman	3	6
									144 A Furman	5	12
						149 H Miami (OH)	3	2			
						149 H Miami (OH)	7	8			
						149 H Miami (OH)	10	9			
						181 H Northern Ill.	10	19			
						181 H Northern Ill.	7	5			
						181 H Northern Ill.	4	5			
						189 A Western Mich.	0	5			
						189 A Western Mich.	3	11			
						189 A Western Mich.	1	5			
						194 H Marshall	5	1			
			LAST 15 GAMES						194 H Marshall	13	12
									194 H Marshall	9	8
			149 H Miami (OH)	10	9				194 H Marshall	3	7
			149 H Miami (OH)	3	2				275 A Buffalo	6	4
			149 H Miami (OH)	7	8				275 A Buffalo	5	7
			257 H Akron	1	0				275 A Buffalo	14	12
			257 H Akron	7	3				209 A Tennessee Tech	8	4
						209 A Tennessee Tech	5	8			
						209 A Tennessee Tech	4	0			

Non-Div. I Games: West Virginia St. 12 4

Ohio

257	H	Akron	3	13
195	H	Dayton	10	3

RPI	S	Opponent	Score	
222	A	Davidson	1	2
233	N	Lehigh	7	8
233	N	Lehigh	15	8
238	A	Ball St.	0	1
238	A	Ball St.	5	4
238	A	Ball St.	1	2
247	N	Lafayette	8	4
252	H	Milwaukee	4	3
252	H	Milwaukee	6	4
252	H	Milwaukee	3	2
252	H	Milwaukee	2	7
254	H	Eastern Ky.	4	5
256	A	Bowling Green	5	2
256	A	Bowling Green	7	5
256	A	Bowling Green	3	6
257	H	Akron	3	13
257	H	Akron	1	0
257	H	Akron	7	3
272	A	Cleveland St.	16	8
275	A	Buffalo	14	12
275	A	Buffalo	5	7
275	A	Buffalo	6	4
277	H	Youngstown St.	5	4

Average RPI Win: 157		WON-LOST	WINNING	LAST 15	STRENGTH OF		OPP. STRENGTH	TEAM	ADJ	CONF.	ADJ CONF.
Average RPI Loss: 119		RECORD	PCT. RANK	GAMES	SCHEDULE		OF SCHEDULE	RPI	RPI	RPI	RPI
DIV. I ONLY		26-27-0	.49057	155	7-8-0		142	127	145	.50097	148
DIV. I NON-CONF.		12-14-0	.46154	172	2-1-0		101	115	135	.50316	138
TOTALS		RPI 1-25	RPI 26-50		W-L RECORDS		RPI 51-100		RPI 101-150		RPI 150+
26-27-0		0-1-0	1-3-0		OVERALL		4-5-0		8-11-0		13-7-0
13-8-0		0-0-0	1-1-0		HOME		2-1-0		2-2-0		8-4-0
6-13-0		0-1-0	0-2-0		AWAY		1-3-0		5-7-0		0-0-0
7-6-0		0-0-0	0-0-0		NEUTRAL		1-1-0		1-2-0		5-3-0
12-14-0		0-1-0	1-3-0		NON-CONFERENCE		2-4-0		2-2-0		7-4-0
5-4-0		0-0-0	1-1-0		HOME		0-0-0		2-2-0		2-1-0
1-6-0		0-1-0	0-0-		AWAY		1-3-0		0-0-0		0-0-0
6-4-0		0-0-0	0-0-0		NEUTRAL		1-1-0		0-0-0		5-3-0
14-13-0		0-0-0	0-0-0		CONFERENCE		2-1-0		6-9-0		6-3-0
8-4-0		0-0-0	0-0-0		HOME		2-1-0		0-0-0		6-3-0
5-7-0		0-0-0	0-0-0		AWAY		0-0-0		5-7-0		0-0-0
1-2-0		0-0-0	0-0-0		NEUTRAL		0-0-0		1-2-0		0-0-0
RPI S	Opponent	Score	RPI S	Opponent	Score	RPI S	Opponent	Score	RPI S	Opponent	Score
23 A	Fresno St.	2 3	26 A	California	0 4	52 N	St. John's (NY)	8 7	102 A	Penn St.	9 10
			26 A	California	1 11	53 A	Cal St. Bakersfield	3 7	102 A	Penn St.	2 5
			45 H	Oklahoma St.	3 16	53 A	Cal St. Bakersfield	10 8	102 A	Penn St.	5 1
			45 H	Oklahoma St.	3 2	53 A	Cal St. Bakersfield	2 13	118 A	Illinois	5 11
						60 A	Illinois St.	1 12	118 A	Illinois	12 7
						82 H	Michigan St.	10 5	118 A	Illinois	9 13
						82 H	Michigan St.	9 8	118 N	Illinois	4 5
						82 H	Michigan St.	4 5	128 A	Minnesota	3 0
						97 N	Louisville	0 2	128 A	Minnesota	5 1
									128 A	Minnesota	2 3
									128 N	Minnesota	4 9
									128 N	Minnesota	5 3
									130 H	North Florida	3 2
									130 H	North Florida	2 7
									142 H	Xavier	4 1
									143 A	Indiana	6 1
									143 A	Indiana	3 5
									143 A	Indiana	9 10
									149 H	Miami (OH)	4 12
									156 N	Cincinnati	5 11
									185 H	Iowa	10 4
									185 H	Iowa	8 9
									185 H	Iowa	0 7
									187 N	Army	7 1
									187 N	Army	9 14
									189 N	Western Mich.	4 2
									189 N	Western Mich.	22 6
LAST 15 GAMES			128 N	Minnesota	4 9	185 H	Iowa	8 9	185 H	Iowa	0 7
			118 N	Illinois	4 5	185 H	Iowa	0 7	187 N	Army	7 1
			128 N	Minnesota	5 3	45 H	Oklahoma St.	3 2	187 N	Army	9 14
			128 A	Minnesota	3 0				189 N	Western Mich.	4 2
			128 A	Minnesota	5 1				189 N	Western Mich.	22 6

Non-Div. I Games:

Ohio St.

Ohio St.

128 A Minnesota	2	3
185 H Iowa	10	4

Through Games Of 2011 Final

RPI	S	Opponent	Score	
189	N	Western Mich.	4	3
189	N	Western Mich.	4	7
202	H	Northwestern	3	7
202	H	Northwestern	7	2
202	H	Northwestern	15	14
204	N	Yale	12	6
225	H	Michigan	4	3
225	H	Michigan	7	2
225	H	Michigan	7	6
256	H	Bowling Green	4	5
257	H	Akron	5	0
257	H	Akron	8	1

Ohio St.

O
h
i
o
s
t
.

O
h
i
o
s
t
.

Average RPI Win: 119		WON-LOST	WINNING	LAST 15	STRENGTH OF		OPP. STRENGTH	TEAM	ADJ	CONF.	ADJ CONF.
Average RPI Loss: 42		RECORD	PCT. RANK	GAMES	SCHEDULE		OF SCHEDULE	RPI	RPI	RPI	RPI
DIV. I ONLY		39-19-0	.67241	27	72		26	26	.57034	30	3
DIV. I NON-CONF.		23-6-0	.7931	10	185		36	30	.57142	31	4
TOTALS		RPI 1-25	RPI 26-50		W-L RECORDS		RPI 51-100		RPI 101-150		RPI 150+
39-19-0		4-6-0	8-6-0		OVERALL		4-6-0		8-0-0		15-1-0
26-4-0		2-2-0	4-1-0		HOME		2-0-0		7-0-0		11-1-0
10-9-0		2-4-0	1-2-0		AWAY		2-3-0		1-0-0		4-0-0
3-6-0		0-0-0	3-3-0		NEUTRAL		0-3-0		0-0-0		0-0-0
23-6-0		2-2-0	1-2-0		NON-CONFERENCE		0-1-0		5-0-0		15-1-0
16-2-0		1-0-0	0-1-0		HOME		0-0-0		4-0-0		11-1-0
6-2-0		1-2-0	0-0-		AWAY		0-0-0		1-0-0		4-0-0
1-2-0		0-0-0	1-1-0		NEUTRAL		0-1-0		0-0-0		0-0-0
16-13-0		2-4-0	7-4-0		CONFERENCE		4-5-0		3-0-0		0-0-0
10-2-0		1-2-0	4-0-0		HOME		2-0-0		3-0-0		0-0-0
4-7-0		1-2-0	1-2-0		AWAY		2-3-0		0-0-0		0-0-0
2-4-0		0-0-0	2-2-0		NEUTRAL		0-2-0		0-0-0		0-0-0
RPI S	Opponent	Score	RPI S	Opponent	Score	RPI S	Opponent	Score	RPI S	Opponent	Score
7 A	Arizona St.	4 6	26 N	California	5 3	51 A	Kansas St.	2 6	106 H	Kansas	11 7
7 A	Arizona St.	2 6	31 A	Baylor	2 3	51 A	Kansas St.	14 3	106 H	Kansas	11 4
9 H	Texas A&M	1 11	31 A	Baylor	5 4	51 A	Kansas St.	0 2	106 H	Kansas	12 1
9 H	Texas A&M	1 0	31 A	Baylor	2 4	51 N	Kansas St.	3 4	108 A	Texas-Arlington	4 3
9 H	Texas A&M	2 5	41 H	Dallas Baptist	2 3	51 N	Kansas St.	4 5	141 H	New Mexico	8 3
11 A	Texas	0 5	41 N	Dallas Baptist	2 3	69 H	Nebraska	9 2	141 H	New Mexico	8 3
11 A	Texas	3 4	45 H	Oklahoma St.	8 3	69 H	Nebraska	4 1	141 H	New Mexico	6 2
11 A	Texas	5 2	45 N	Oklahoma St.	10 11	72 N	Oral Roberts	0 7	141 H	New Mexico	6 2
21 A	TCU	7 4	45 N	Oklahoma St.	7 8	76 A	Missouri	1 2	160 A	San Diego St.	4 0
21 H	TCU	13 6	45 N	Oklahoma St.	7 5	76 A	Missouri	3 1	160 A	San Diego St.	13 5
			50 H	Texas Tech	11 1				165 A	UALR	7 3
			50 H	Texas Tech	10 1				165 H	UALR	2 1
			50 H	Texas Tech	8 5				165 H	UALR	0 7
			50 N	Texas Tech	3 1				165 H	UALR	11 4
									168 H	William & Mary	13 1
									168 H	William & Mary	13 4
									168 H	William & Mary	7 1
									168 H	William & Mary	9 6
									173 A	San Diego	7 1
									251 H	Oakland	19 6
									251 H	Oakland	12 6
									251 H	Oakland	7 5
									287 H	Ark.-Pine Bluff	12 1
									287 H	Ark.-Pine Bluff	27 7
LAST 15 GAMES											
72 N	Oral Roberts	0 7	31 A	Baylor	2 4						
41 N	Dallas Baptist	2 3	141 H	New Mexico	6 2						
51 N	Kansas St.	3 4	141 H	New Mexico	8 3						
50 N	Texas Tech	3 1									
51 N	Kansas St.	4 5									

Non-Div. I Games: St. Gregory's 21 3 Bacone 5 2

Oklahoma

31 A Baylor	2	3
31 A Baylor	5	4

O
k
l
a
h
o
m
a

O
k
l
a
h
o
m
a

Average RPI Win: 100		WON-LOST	WINNING	LAST 15	STRENGTH OF		OPP. STRENGTH	TEAM	ADJ		CONF.	ADJ CONF.		
Average RPI Loss: 49		RECORD	PCT. RANK	GAMES	SCHEDULE		OF SCHEDULE	RPI	RPI		RPI	RPI		
DIV. I ONLY		33-25-0	.56897	94	4-11-0		33	29	44	.55592	45	3	3	
DIV. I NON-CONF.		18-10-0	.64286	63	1-5-0		89	57	49	.55452	53	4	4	
TOTALS		RPI 1-25	RPI 26-50		W-L RECORDS		RPI 51-100		RPI 101-150		RPI 150+			
33-25-0		3-7-0	5-8-0		OVERALL		9-7-0		9-3-0		7-0-0			
23-7-0		3-3-0	1-3-0		HOME		6-1-0		6-0-0		7-0-0			
5-12-0		0-3-0	1-3-0		AWAY		2-3-0		2-3-0		0-0-0			
5-6-0		0-1-0	3-2-0		NEUTRAL		1-3-0		1-0-0		0-0-0			
18-10-0		1-2-0	0-2-0		NON-CONFERENCE		2-5-0		8-1-0		7-0-0			
15-4-0		1-2-0	0-1-0		HOME		1-1-0		6-0-0		7-0-0			
1-3-0		0-0-0	0-0-		AWAY		0-2-0		1-1-0		0-0-0			
2-3-0		0-0-0	0-1-0		NEUTRAL		1-2-0		1-0-0		0-0-0			
15-15-0		2-5-0	5-6-0		CONFERENCE		7-2-0		1-2-0		0-0-0			
8-3-0		2-1-0	1-2-0		HOME		5-0-0		0-0-0		0-0-0			
4-9-0		0-3-0	1-3-0		AWAY		2-1-0		1-2-0		0-0-0			
3-3-0		0-1-0	3-1-0		NEUTRAL		0-1-0		0-0-0		0-0-0			
RPI	S	Opponent	Score		RPI	S	Opponent	Score		RPI	S	Opponent	Score	
9	A	Texas A&M	1	5	30	A	Oklahoma	3	8	51	H	Kansas St.	8	2
9	A	Texas A&M	1	8	30	N	Oklahoma	11	10	51	H	Kansas St.	9	2
9	A	Texas A&M	2	11	30	N	Oklahoma	8	7	58	N	Belmont	2	3
11	H	Texas	10	3	30	N	Oklahoma	5	7	61	N	Washington St.	2	13
11	H	Texas	3	1	31	H	Baylor	1	8	64	A	Missouri St.	3	4
11	H	Texas	0	1	31	H	Baylor	3	5	64	H	Missouri St.	2	3
11	N	Texas	3	9	31	H	Baylor	1	0	69	A	Nebraska	10	0
21	H	TCU	3	10	31	N	Baylor	6	2	69	A	Nebraska	12	7
21	H	TCU	7	8	41	H	Dallas Baptist	3	7	69	A	Nebraska	4	6
21	H	TCU	6	2	49	N	Troy	2	9	71	A	Wichita St.	5	6
					50	A	Texas Tech	11	10	71	H	Wichita St.	5	3
					50	A	Texas Tech	7	11	76	H	Missouri	7	3
					50	A	Texas Tech	3	5	76	H	Missouri	3	2
										76	H	Missouri	4	1
										76	N	Missouri	5	6
										99	N	South Ala.	13	1
LAST 15 GAMES														
58	N	Belmont	2	3	50	A	Texas Tech	11	10					
49	N	Troy	2	9	64	A	Missouri St.	3	4					
11	N	Texas	3	9	31	H	Baylor	3	5					
76	N	Missouri	5	6										
31	N	Baylor	6	2										

Non-Div. I Games: St. Gregory's 7 0 Okla. Wesleyan 6 1

Oklahoma St.

50 A Texas Tech	3	5
50 A Texas Tech	7	11

O
k
l
a
h
o
m
a
s
t
.

O
k
l
a
h
o
m
a
s
t
.

[illegible]

Non-Div. I Games:

Old Dominion

205	A	Hofstra	5	6
205	A	Hofstra	4	5

RPI	S	Opponent	Score	
203	H	Fairfield	3	4
203	H	Fairfield	4	1
205	A	Hofstra	8	4
205	A	Hofstra	5	6
205	A	Hofstra	4	5
220	H	St. Joseph's	7	11
220	H	St. Joseph's	5	7
220	H	St. Joseph's	7	5
220	H	St. Joseph's	10	4
232	H	Northeastern	8	4
232	H	Northeastern	10	3
232	H	Northeastern	4	7
244	H	George Mason	14	0
244	H	George Mason	8	10
244	H	George Mason	10	3
266	H	Norfolk St.	13	5

Average RPI Win: 103		WON-LOST	WINNING	LAST 15	STRENGTH OF		OPP. STRENGTH	TEAM	ADJ		CONF.	ADJ CONF.			
Average RPI Loss: 37		RECORD	PCT. RANK	GAMES	SCHEDULE		OF SCHEDULE	RPI	RPI		RPI	RPI			
DIV. I ONLY		30-25-0	.54545	112	6-9-0		26	12	43	.55975	42	1	1		
DIV. I NON-CONF.		17-7-0	.70833	41	2-0-0		69	121	27	.57563	27	1	1		
TOTALS		RPI 1-25	RPI 26-50		W-L RECORDS		RPI 51-100		RPI 101-150		RPI 150+				
30-25-0		5-13-0	3-6-0		OVERALL		4-4-0		14-2-0		4-0-0				
22-10-0		4-5-0	1-2-0		HOME		2-3-0		11-0-0		4-0-0				
8-13-0		1-6-0	2-4-0		AWAY		2-1-0		3-2-0		0-0-0				
0-2-0		0-2-0	0-0-0		NEUTRAL		0-0-0		0-0-0		0-0-0				
17-7-0		0-2-0	0-0-0		NON-CONFERENCE		4-4-0		9-1-0		4-0-0				
14-3-0		0-0-0	0-0-0		HOME		2-3-0		8-0-0		4-0-0				
3-3-0		0-1-0	0-0-		AWAY		2-1-0		1-1-0		0-0-0				
0-1-0		0-1-0	0-0-0		NEUTRAL		0-0-0		0-0-0		0-0-0				
13-18-0		5-11-0	3-6-0		CONFERENCE		0-0-0		5-1-0		0-0-0				
8-7-0		4-5-0	1-2-0		HOME		0-0-0		3-0-0		0-0-0				
5-10-0		1-5-0	2-4-0		AWAY		0-0-0		2-1-0		0-0-0				
0-1-0		0-1-0	0-0-0		NEUTRAL		0-0-0		0-0-0		0-0-0				
RPI S	Opponent	Score		RPI S	Opponent	Score		RPI S	Opponent	Score		RPI S	Opponent	Score	
2	A Florida	2	7	28	A LSU	16	3	63	A Houston	2	8	107	H Kentucky	3	2
2	A Florida	1	8	28	A LSU	2	8	63	A Houston	4	2	107	H Kentucky	12	10
2	A Florida	3	9	28	A LSU	6	7	63	A Houston	8	3	107	H Kentucky	6	5
5	H South Carolina	7	6	33	H Alabama	4	6	67	H Samford	3	0	112	H Austin Peay	11	3
5	H South Carolina	10	2	33	H Alabama	5	7	77	H Tulane	1	3	112	H Austin Peay	5	4
5	H South Carolina	1	6	33	H Alabama	4	0	77	H Tulane	1	4	115	A Memphis	2	9
14	A Arkansas	0	2	43	A Auburn	3	6	77	H Tulane	5	1	115	H Memphis	4	2
14	A Arkansas	3	5	43	A Auburn	7	9	88	H Western Ky.	3	7	116	A Tennessee	6	1
14	A Arkansas	2	1	43	A Auburn	10	7					116	A Tennessee	4	6
16	H Georgia	3	8									116	A Tennessee	8	0
16	H Georgia	8	9									131	A Arkansas St.	11	9
16	H Georgia	12	7									131	H Arkansas St.	4	3
18	H Mississippi St.	6	7									145	H Southeast Mo. St.	10	6
18	H Mississippi St.	4	7									146	H Wright St.	6	5
18	H Mississippi St.	12	3									146	H Wright St.	15	6
18	N Mississippi St.	1	6									146	H Wright St.	5	4
24	A Southern Miss.	3	4									214	H Lipscomb	5	1
24	N Southern Miss.	6	8									214	H Lipscomb	3	0
												214	H Lipscomb	8	0
												285	H Jackson St.	8	0
LAST 15 GAMES															
				14	A Arkansas	3	5	5	H South Carolina	7	6				
				14	A Arkansas	0	2	5	H South Carolina	10	2				
				14	A Arkansas	2	1	5	H South Carolina	1	6				
				145	H Southeast Mo. St.	10	6								
				18	H Mississippi St.	12	3								

Non-Div. I Games:

Ole Miss

18 H Mississippi St.	4	7
18 H Mississippi St.	6	7

O
l
e
M
i
s
s

O
l
e
M
i
s
s

159 N South Dakota St.	5	4
159 N South Dakota St.	7	1

RPI	S	Opponent	Score	
250	A	Western Ill.	5	1
250	A	Western Ill.	5	13
250	N	Western Ill.	12	0
251	A	Oakland	4	6
251	A	Oakland	6	2
251	A	Oakland	7	5
251	A	Oakland	15	2
254	N	Eastern Ky.	3	1
273	H	IPFW	14	3
273	H	IPFW	1	0
273	H	IPFW	4	5
273	H	IPFW	7	2
275	H	Centenary (LA)	2	0
275	H	Centenary (LA)	7	1
275	H	Centenary (LA)	3	1
275	H	Centenary (LA)	11	1

O
r
a
l
R
o
b
e
r
t
s

O
r
a
l
R
o
b
e
r
t
s

Average RPI Win: 99		WON-LOST	WINNING	LAST 15	STRENGTH OF	OPP. STRENGTH	TEAM	ADJ	CONF.	ADJ CONF.						
Average RPI Loss: 72		RECORD	PCT. RANK	GAMES	SCHEDULE	OF SCHEDULE	RPI	RPI	RPI	RPI						
DIV. I ONLY		33-26-1	.55833	103	10-4-1	45	42	54	.5491	54	4	4				
DIV. I NON-CONF.		21-9-1	.69355	45	4-0-1	108	130	43	.56184	44	3	3				
<hr/>																
TOTALS		RPI 1-25	RPI 26-50		W-L RECORDS		RPI 51-100		RPI 101-150		RPI 150+					
33-26-1		8-6-0	1-5-0		OVERALL		11-10-0		3-0-0		10-5-1					
19-12-0		7-2-0	0-3-0		HOME		5-2-0		3-0-0		4-5-0					
13-14-0		1-4-0	1-2-0		AWAY		5-8-0		0-0-0		6-0-0					
1-0-1		0-0-0	0-0-0		NEUTRAL		1-0-0		0-0-0		0-0-1					
21-9-1		0-0-0	0-0-0		NON-CONFERENCE		9-6-0		3-0-0		9-3-1					
11-5-0		0-0-0	0-0-0		HOME		5-2-0		3-0-0		3-3-0					
9-4-0		0-0-0	0-0-		AWAY		3-4-0		0-0-0		6-0-0					
1-0-1		0-0-0	0-0-0		NEUTRAL		1-0-0		0-0-0		0-0-1					
12-17-0		8-6-0	1-5-0		CONFERENCE		2-4-0		0-0-0		1-2-0					
8-7-0		7-2-0	0-3-0		HOME		0-0-0		0-0-0		1-2-0					
4-10-0		1-4-0	1-2-0		AWAY		2-4-0		0-0-0		0-0-0					
0-0-0		0-0-0	0-0-0		NEUTRAL		0-0-0		0-0-0		0-0-0					
RPI	S	Opponent	Score	RPI	S	Opponent	Score	RPI	S	Opponent	Score					
7	A	Arizona St.	1 3	26	A	California	1 2	61	A	Washington St.	6 12	129	H	BYU	10	0
7	A	Arizona St.	0 8	26	A	California	4 3	61	A	Washington St.	6 3	129	H	BYU	4	2
7	A	Arizona St.	2 5	26	A	California	4 5	61	A	Washington St.	7 8	129	H	BYU	6	3
13	H	Stanford	6 2	34	H	UCLA	1 7	65	A	Long Beach St.	1 4	173	A	San Diego	10	7
13	H	Stanford	8 9	34	H	UCLA	1 3	65	A	Long Beach St.	5 0	173	A	San Diego	6	4
13	H	Stanford	6 5	34	H	UCLA	0 4	65	A	Long Beach St.	6 7	173	A	San Diego	6	3
19	H	Arizona	1 2					68	A	Hawaii	4 3	183	H	Washington	3	4
19	H	Arizona	4 2					68	A	Hawaii	4 0	183	H	Washington	9	0
19	H	Arizona	7 3					68	A	Hawaii	3 4	183	H	Washington	0	3
25	A	Oregon St.	1 4					68	A	Hawaii	10 11	186	A	Portland	6	4
25	A	Oregon St.	7 2					71	H	Wichita St.	6 7	186	A	Portland	7	2
25	H	Oregon St.	6 0					71	H	Wichita St.	6 1	186	H	Portland	2	4
25	H	Oregon St.	4 1					71	H	Wichita St.	2 1	186	H	Portland	14	3
25	H	Oregon St.	4 1					71	H	Wichita St.	5 6	186	H	Portland	3	5
								75	H	Gonzaga	9 0	190	H	St. Mary's (CA)	3	2
								75	H	Gonzaga	6 0	190	H	St. Mary's (CA)	2	3
								89	A	Southern California	2 9	190	H	St. Mary's (CA)	3	0
								89	A	Southern California	4 2	240	A	Seattle	10	5
								89	A	Southern California	1 3	240	N	Seattle	7	7
								90	H	San Francisco	4 0					
LAST 15 GAMES																
				25	H	Oregon St.	6 0									
				25	H	Oregon St.	4 1									
				25	H	Oregon St.	4 1									
				186	A	Portland	7 2									
				61	A	Washington St.	7 8									

Non-Div. I Games:

Oregon

Oregon

61	A	Washington St.	6	3
61	A	Washington St.	6	12

RPI	S	Opponent	Score
90	N	San Francisco	6 1
75	H	Gonzaga	9 0
75	H	Gonzaga	6 0
13	H	Stanford	6 5

Average RPI Win:	103	WON-LOST RECORD	WINNING PCT. RANK	LAST 15 GAMES	STRENGTH OF SCHEDULE	OPP. STRENGTH OF SCHEDULE	TEAM RPI	ADJ RPI	CONF. RPI	ADJ CONF. RPI		
DIV. I ONLY		41-19-0	.68333	21	7-8-0	63	34	23	.5728	25	4	4
DIV. I NON-CONF.		23-8-0	.74194	23	4-2-0	133	91	34	.56839	39	3	3
<hr/>												
TOTALS	RPI 1-25	RPI 26-50		W-L RECORDS		RPI 51-100		RPI 101-150		RPI 150+		
41-19-0	9-5-0	6-2-0		OVERALL		10-9-0		4-1-0		12-2-0		
23-7-0	4-0-0	3-1-0		HOME		6-4-0		2-1-0		8-1-0		
13-12-0	5-5-0	2-1-0		AWAY		2-5-0		1-0-0		3-1-0		
5-0-0	0-0-0	1-0-0		NEUTRAL		2-0-0		1-0-0		1-0-0		
23-8-0	1-4-0	2-0-0		NON-CONFERENCE		6-2-0		4-1-0		10-1-0		
14-2-0	1-0-0	1-0-0		HOME		2-0-0		2-1-0		8-1-0		
5-6-0	0-4-0	0-0-		AWAY		2-2-0		1-0-0		2-0-0		
4-0-0	0-0-0	1-0-0		NEUTRAL		2-0-0		1-0-0		0-0-0		
18-11-0	8-1-0	4-2-0		CONFERENCE		4-7-0		0-0-0		2-1-0		
9-5-0	3-0-0	2-1-0		HOME		4-4-0		0-0-0		0-0-0		
8-6-0	5-1-0	2-1-0		AWAY		0-3-0		0-0-0		1-1-0		
1-0-0	0-0-0	0-0-0		NEUTRAL		0-0-0		0-0-0		1-0-0		
<hr/>												
RPI S	Opponent	Score		RPI S	Opponent	Score		RPI S	Opponent	Score		
4 A	Vanderbilt	1	11	26 H	California	2	6	54 A	Oregon	1	4	
4 A	Vanderbilt	3	9	26 H	California	3	0	54 A	Oregon	1	4	
7 H	Arizona St.	7	6	26 H	California	4	2	54 A	Oregon	0	6	
7 H	Arizona St.	9	6	32 N	Connecticut	2	0	54 H	Oregon	2	7	
7 H	Arizona St.	5	3	34 A	UCLA	2	0	54 H	Oregon	4	1	
13 A	Stanford	8	1	34 A	UCLA	7	5	61 H	Washington St.	4	2	
13 A	Stanford	6	4	34 A	UCLA	2	5	61 H	Washington St.	0	2	
13 A	Stanford	1	0	35 H	Creighton	5	1	61 H	Washington St.	7	6	
16 H	Georgia	6	4					65 A	Long Beach St.	4	0	
19 A	Arizona	8	4					65 A	Long Beach St.	1	2	
19 A	Arizona	0	18					65 A	Long Beach St.	9	6	
19 A	Arizona	10	4					75 N	Gonzaga	4	2	
23 A	Fresno St.	1	2					75 N	Gonzaga	4	3	
23 A	Fresno St.	4	5					85 A	A&M-Corpus Christi	7	8	
								89 H	Southern California	3	4	
								89 H	Southern California	3	8	
								89 H	Southern California	7	2	
								91 H	VMI	13	3	
								91 H	VMI	5	1	
								291 H	Hartford		3	
								291 H	Hartford		3	
								291 H	Hartford		3	
								291 H	Hartford		3	
								291 H	Hartford		3	
								291 H	Hartford		3	
								291 H	Hartford		3	
								291 H	Hartford		3	
								291 H	Hartford		3	
								291 H	Hartford		3	
								291 H	Hartford		3	
								291 H	Hartford		3	
								291 H	Hartford		3	
								291 H	Hartford		3	
								291 H	Hartford		3	
								291 H	Hartford		3	
								291 H	Hartford		3	
								291 H	Hartford		3	
								291 H	Hartford		3	
								291 H	Hartford		3	
								291 H	Hartford		3	
								291 H	Hartford		3	
								291 H	Hartford		3	
								291 H	Hartford		3	
								291 H	Hartford		3	
								291 H	Hartford		3	
								291 H	Hartford		3	
								291 H	Hartford		3	
								291 H	Hartford		3	
								291 H	Hartford		3	
								291 H	Hartford		3	
								291 H	Hartford		3	
								291 H	Hartford		3	
								291 H	Hartford		3	
								291 H	Hartford		3	
								291 H	Hartford		3	
								291 H	Hartford		3	
								291 H	Hartford		3	
								291 H	Hartford		3	
								291 H	Hartford		3	
								291 H	Hartford		3	
								291 H	Hartford		3	
								291 H	Hartford		3	
								291 H	Hartford		3	
								291 H	Hartford		3	
								291 H	Hartford		3	
								291 H	Hartford		3	
								291 H	Hartford		3	

Non-Div. I Games:

Oregon St.

54 A Oregon	0	6
54 A Oregon	1	4

O
r
e
g
o
n
s
t
.

O
r
e
g
o
n
s
t
.

[illegible]

Non-Div. I Games:

Pacific

101 H Cal Poly	2	3
101 H Cal Poly	6	1

P
a
c
i
f
i
c

P
a
c
i
f
i
c

Average RPI Win: 224		WON-LOST	WINNING	LAST 15	STRENGTH OF		OPP. STRENGTH	TEAM	ADJ		CONF.	ADJ CONF.	
Average RPI Loss: 215		RECORD	PCT. RANK	GAMES	SCHEDULE		OF SCHEDULE	RPI	RPI		RPI	RPI	
DIV. I ONLY		18-19-0	.48649	161	5-10-0		283	251	246	.44221	248	25	25
DIV. I NON-CONF.		8-9-0	.47059	170	0-1-0		253	284	227	.44876	230	24	24
TOTALS		RPI 1-25	RPI 26-50		W-L RECORDS		RPI 51-100		RPI 101-150		RPI 150+		
18-19-0	0-0-0	0-0-0		OVERALL		0-0-0		0-0-0		18-19-0			
8-6-0	0-0-0	0-0-0		HOME		0-0-0		0-0-0		8-6-0			
7-9-0	0-0-0	0-0-0		AWAY		0-0-0		0-0-0		7-9-0			
3-4-0	0-0-0	0-0-0		NEUTRAL		0-0-0		0-0-0		3-4-0			
8-9-0	0-0-0	0-0-0		NON-CONFERENCE		0-0-0		0-0-0		8-9-0			
2-2-0	0-0-0	0-0-0		HOME		0-0-0		0-0-0		2-2-0			
3-3-0	0-0-0	0-0-		AWAY		0-0-0		0-0-0		3-3-0			
3-4-0	0-0-0	0-0-0		NEUTRAL		0-0-0		0-0-0		3-4-0			
10-10-0	0-0-0	0-0-0		CONFERENCE		0-0-0		0-0-0		10-10-0			
6-4-0	0-0-0	0-0-0		HOME		0-0-0		0-0-0		6-4-0			
4-6-0	0-0-0	0-0-0		AWAY		0-0-0		0-0-0		4-6-0			
0-0-0	0-0-0	0-0-0		NEUTRAL		0-0-0		0-0-0		0-0-0			
RPI	S	Opponent	Score	RPI	S	Opponent	Score	RPI	S	Opponent	Score		
								154	N	Maine	5 10		
								154	N	Maine	7 4		
								163	H	Princeton	2 3		
								163	H	Princeton	12 4		
								163	H	Princeton	5 6		
								163	H	Princeton	2 4		
								170	H	Dartmouth	14 10		
								170	H	Dartmouth	3 2		
								177	H	La Salle	4 6		
								201	A	Columbia	4 7		
								201	A	Columbia	13 7		
								201	H	Columbia	6 5		
								201	H	Columbia	10 11		
								204	A	Yale	2 0		
								204	A	Yale	6 13		
								208	N	Georgetown	9 5		
								208	N	Georgetown	6 11		
								208	N	Georgetown	4 0		
								208	N	Georgetown	4 5		
								208	N	Georgetown	3 6		
								230	A	Brown	2 4		
								230	A	Brown	14 5		
								233	A	Lehigh	5 6		
								247	H	Lafayette	5 4		
								247	H	Lafayette	11 6		
								247	H	Lafayette	4 5		
								263	A	Cornell	0 3		
Non-Div. I Games:		Keystone	8 7	Rollins	4 8	Rollins	2 3	Penn					

Penn

263	A	Cornell	0	3
263	A	Cornell	10	2

Through Games Of 2011 Final

RPI	S	Opponent	Score	
263	A	Cornell	4	13
263	A	Cornell	10	2
263	A	Cornell	2	4
266	A	Norfolk St.	1	2
266	A	Norfolk St.	3	2
266	A	Norfolk St.	14	6
266	A	Norfolk St.	7	0
267	A	Temple	3	14
282	H	Harvard	8	1
282	H	Harvard	8	7

Penn

P
e
n
n

P
e
n
n

Average RPI Win:	163	WON-LOST	WINNING	LAST 15	STRENGTH OF	OPP. STRENGTH	TEAM	ADJ	CONF.	ADJ CONF.		
Average RPI Loss:	147	RECORD	PCT. RANK	GAMES	SCHEDULE	OF SCHEDULE	RPI	RPI	RPI	RPI		
DIV. I ONLY		32-22-0	.59259	76	7-8-0	172	167	107	.52073	102	16	16
DIV. I NON-CONF.		20-8-0	.71429	35	2-0-0	168	198	60	.55099	60	17	17
<hr/>												
TOTALS	RPI 1-25	RPI 26-50		W-L RECORDS		RPI 51-100		RPI 101-150		RPI 150+		
32-22-0	0-0-0	2-2-0		OVERALL		3-4-0		12-7-0		15-9-0		
14-7-0	0-0-0	0-1-0		HOME		0-0-0		9-5-0		5-1-0		
16-12-0	0-0-0	2-1-0		AWAY		2-4-0		3-0-0		9-7-0		
2-3-0	0-0-0	0-0-0		NEUTRAL		1-0-0		0-2-0		1-1-0		
<hr/>												
20-8-0	0-0-0	2-2-0		NON-CONFERENCE		3-1-0		5-0-0		10-5-0		
7-2-0	0-0-0	0-1-0		HOME		0-0-0		2-0-0		5-1-0		
11-5-0	0-0-0	2-0-		AWAY		2-1-0		3-0-0		4-3-0		
2-1-0	0-0-0	0-0-0		NEUTRAL		1-0-0		0-0-0		1-1-0		
<hr/>												
12-14-0	0-0-0	0-0-0		CONFERENCE		0-3-0		7-7-0		5-4-0		
7-5-0	0-0-0	0-0-0		HOME		0-0-0		7-5-0		0-0-0		
5-7-0	0-0-0	0-0-0		AWAY		0-3-0		0-0-0		5-4-0		
0-2-0	0-0-0	0-0-0		NEUTRAL		0-0-0		0-2-0		0-0-0		
<hr/>												
RPI	S	Opponent	Score	RPI	S	Opponent	Score	RPI	S	Opponent	Score	
				36	A	North Carolina St.	3 2	113	H	Maryland	4 2	
				36	A	North Carolina St.	1 4	118	H	Illinois	3 1	
				36	A	North Carolina St.	9 4	118	H	Illinois	6 7	
				37	H	Kent St.	6 7	118	H	Illinois	13 4	
								82	A	Michigan St.	4 3	
								82	A	Michigan St.	4 5	
								82	A	Michigan St.	5 10	
								121	H	Purdue	4 3	
								121	H	Purdue	3 5	
								121	H	Purdue	4 15	
								121	N	Purdue	2 7	
								127	A	Old Dominion	10 4	
								127	A	Old Dominion	6 1	
								128	H	Minnesota	7 0	
								128	H	Minnesota	4 2	
								128	H	Minnesota	2 3	
								128	N	Minnesota	2 8	
								138	A	Pittsburgh	10 3	
								138	H	Pittsburgh	5 4	
								148	H	Ohio St.	10 9	
								148	H	Ohio St.	5 2	
								148	H	Ohio St.	1 5	
								151	N	West Virginia	3 2	
								155	N	Notre Dame	5 8	
								179	H	Bucknell	7 3	
								185	A	Iowa	1 2	
								185	A	Iowa	3 2	
								185	A	Iowa	4 11	
								202	A	Northwestern	12 0	
								202	A	Northwestern	8 9	
<hr/>												
LAST 15 GAMES												
				128	N	Minnesota	2 8	128	H	Minnesota	7 0	
				121	N	Purdue	2 7	138	A	Pittsburgh	10 3	
				225	A	Michigan	11 8	283	H	Niagara	4 1	
				225	A	Michigan	4 5					
				225	A	Michigan	1 0					

Non-Div. I Games:

Penn St.

Penn St.

128 H Minnesota	4	2
128 H Minnesota	2	3

Through Games Of 2011 Final

RPI	S	Opponent	Score	
202	A	Northwestern	7	3
224	H	Le Moyne	10	3
224	H	Le Moyne	6	10
224	H	Le Moyne	6	2
225	A	Michigan	11	8
225	A	Michigan	4	5
225	A	Michigan	1	0
237	H	Albany (NY)	6	4
254	A	Eastern Ky.	5	7
254	A	Eastern Ky.	6	7
254	A	Eastern Ky.	7	1
266	A	Norfolk St.	5	0
266	A	Norfolk St.	12	1
266	A	Norfolk St.	2	4
266	A	Norfolk St.	5	1
283	H	Niagara	4	1

Penn St.

P
e
n
n
s
t
.

P
e
n
n
s
t
.

Average RPI Win: 134		WON-LOST RECORD		WINNING PCT. RANK		LAST 15 GAMES		STRENGTH OF SCHEDULE		OPP. STRENGTH OF SCHEDULE		TEAM RPI		ADJ RPI		CONF. RPI		ADJ CONF. RPI	
DIV. I ONLY		22-34-0		.39286 226		4-11-0		74		124		174		.49186 171		17		17	
DIV. I NON-CONF.		15-20-0		.42857 190		1-3-0		30		80		108		.52077 105		14		14	
TOTALS		RPI 1-25		RPI 26-50		W-L RECORDS		RPI 51-100		RPI 101-150		RPI 150+							
22-34-0		1-4-0		4-5-0		OVERALL		3-13-0		5-3-0		9-9-0							
18-15-0		1-0-0		3-1-0		HOME		3-7-0		4-2-0		7-5-0							
4-19-0		0-4-0		1-4-0		AWAY		0-6-0		1-1-0		2-4-0							
0-0-0		0-0-0		0-0-0		NEUTRAL		0-0-0		0-0-0		0-0-0							
15-20-0		1-4-0		4-5-0		NON-CONFERENCE		0-7-0		5-3-0		5-1-0							
13-8-0		1-0-0		3-1-0		HOME		0-4-0		4-2-0		5-1-0							
2-12-0		0-4-0		1-0-		AWAY		0-3-0		1-1-0		0-0-0							
0-0-0		0-0-0		0-0-0		NEUTRAL		0-0-0		0-0-0		0-0-0							
7-14-0		0-0-0		0-0-0		CONFERENCE		3-6-0		0-0-0		4-8-0							
5-7-0		0-0-0		0-0-0		HOME		3-3-0		0-0-0		2-4-0							
2-7-0		0-0-0		0-0-0		AWAY		0-3-0		0-0-0		2-4-0							
0-0-0		0-0-0		0-0-0		NEUTRAL		0-0-0		0-0-0		0-0-0							
RPI	S	Opponent		Score		RPI	S	Opponent		Score		RPI	S	Opponent		Score			
15	A	Cal St. Fullerton		3 13		27	A	UC Irvine		4 5		65	A	Long Beach St.		3 4			
15	H	Cal St. Fullerton		7 0		29	A	East Carolina		0 2		65	H	Long Beach St.		5 7			
23	A	Fresno St.		5 7		29	A	East Carolina		5 4		75	H	Gonzaga		0 5			
23	A	Fresno St.		3 7		29	A	East Carolina		4 7		75	H	Gonzaga		3 0			
23	A	Fresno St.		1 8		34	A	UCLA		0 9		75	H	Gonzaga		2 3			
						34	H	UCLA		0 10		89	A	Southern California		6 7			
						44	H	Coastal Caro.		7 1		89	A	Southern California		3 7			
						44	H	Coastal Caro.		2 1		90	A	San Francisco		2 3			
						44	H	Coastal Caro.		2 1		90	A	San Francisco		6 8			
												90	A	San Francisco		2 7			
												97	H	Louisville		0 7			
												97	H	Louisville		2 4			
												97	H	Louisville		0 8			
												98	H	Loyola Marymount		2 1			
												98	H	Loyola Marymount		2 5			
												98	H	Loyola Marymount		7 2			
LAST 15 GAMES						LAST 15 GAMES						LAST 15 GAMES							
						190	H	St. Mary's (CA)		7 14		75	H	Gonzaga		2 3			
						190	H	St. Mary's (CA)		3 6		65	A	Long Beach St.		3 4			
						190	H	St. Mary's (CA)		11 2		90	A	San Francisco		6 8			
						89	A	Southern California		3 7									
						89	A	Southern California		6 7									

Non-Div. I Games:

Pepperdine

75 H Gonzaga	0	5
75 H Gonzaga	3	0

P
e
p
p
e
r
d
i
n
e

P
e
p
p
e
r
d
i
n
e

Average RPI Win: 197		WON-LOST	WINNING	LAST 15	STRENGTH OF		OPP. STRENGTH	TEAM	ADJ	CONF.	ADJ CONF.
Average RPI Loss: 111		RECORD	PCT. RANK	GAMES	SCHEDULE		OF SCHEDULE	RPI	RPI	RPI	RPI
DIV. I ONLY		33-23-0	.58929	80	7-8-0		214	160	133	.50508	138
DIV. I NON-CONF.		16-10-0	.61538	77	2-1-0		271	245	168	.48697	169
TOTALS		RPI 1-25	RPI 26-50		W-L RECORDS		RPI 51-100		RPI 101-150		RPI 150+
33-23-0		0-0-0	1-4-0		OVERALL		2-8-0		2-4-0		28-7-0
18-7-0		0-0-0	0-1-0		HOME		0-0-0		0-1-0		18-5-0
9-11-0		0-0-0	1-3-0		AWAY		1-5-0		0-1-0		7-2-0
6-5-0		0-0-0	0-0-0		NEUTRAL		1-3-0		2-2-0		3-0-0
16-10-0		0-0-0	0-2-0		NON-CONFERENCE		0-1-0		2-4-0		14-3-0
6-4-0		0-0-0	0-1-0		HOME		0-0-0		0-1-0		6-2-0
5-3-0		0-0-0	0-0-		AWAY		0-0-0		0-1-0		5-1-0
5-3-0		0-0-0	0-0-0		NEUTRAL		0-1-0		2-2-0		3-0-0
17-13-0		0-0-0	1-2-0		CONFERENCE		2-7-0		0-0-0		14-4-0
12-3-0		0-0-0	0-0-0		HOME		0-0-0		0-0-0		12-3-0
4-8-0		0-0-0	1-2-0		AWAY		1-5-0		0-0-0		2-1-0
1-2-0		0-0-0	0-0-0		NEUTRAL		1-2-0		0-0-0		0-0-0
RPI S	Opponent	Score	RPI S	Opponent	Score	RPI S	Opponent	Score	RPI S	Opponent	Score
			32 A	Connecticut	2 9	52 A	St. John's (NY)	1 2	102 A	Penn St.	4 5
			32 A	Connecticut	4 0	52 A	St. John's (NY)	0 7	102 H	Penn St.	3 10
			32 A	Connecticut	0 7	52 A	St. John's (NY)	7 8	118 N	Illinois	10 6
			37 A	Kent St.	5 9	52 N	St. John's (NY)	4 6	121 N	Purdue	3 5
			37 H	Kent St.	7 10	82 N	Michigan St.	4 7	132 N	Central Mich.	19 2
						96 A	South Fla.	3 4	143 N	Indiana	2 9
						96 A	South Fla.	2 7	151 H	West Virginia	5 2
						96 A	South Fla.	6 5	151 H	West Virginia	10 6
						97 N	Louisville	2 12	151 H	West Virginia	12 1
						97 N	Louisville	7 2	155 H	Notre Dame	3 2
									155 H	Notre Dame	6 5
									155 H	Notre Dame	6 8
									156 H	Cincinnati	8 9
									156 H	Cincinnati	6 9
									156 H	Cincinnati	9 8
									169 H	Rutgers	3 0
									169 H	Rutgers	4 0
									169 H	Rutgers	8 3
									185 N	Iowa	3 2
									187 N	Army	4 1
									187 N	Army	7 0
									208 A	Georgetown	2 3
									208 A	Georgetown	13 4
									208 A	Georgetown	15 9
									212 H	Toledo	5 4
									216 A	Wofford	11 5
									216 A	Wofford	1 6
LAST 15 GAMES			97 N	Louisville	2 12	151 H	West Virginia	5 2	208 A	Georgetown	13 4
			52 N	St. John's (NY)	4 6	151 H	West Virginia	12 1	208 A	Georgetown	15 9
			97 N	Louisville	7 2	102 H	Penn St.	3 10	212 H	Toledo	5 4
			96 A	South Fla.	3 4				216 A	Wofford	11 5
			96 A	South Fla.	2 7				216 A	Wofford	1 6

Non-Div. I Games:

Pittsburgh

96	A	South Fla.	6	5
151	H	West Virginia	10	6

RPI	S	Opponent	Score	
227	H	Ohio	4	9
236	H	Villanova	9	5
236	H	Villanova	7	3
236	H	Villanova	15	6
257	A	Akron	6	0
257	H	Akron	3	4
272	A	Cleveland St.	13	5
272	H	Cleveland St.	12	2
277	H	Youngstown St.	7	0
277	H	Youngstown St.	7	2
283	H	Niagara	18	9
283	H	Niagara	9	6
284	A	N.C. A&T	6	2
284	A	N.C. A&T	12	0

P
i
t
t
s
b
u
r
g
h

P
i
t
t
s
b
u
r
g
h

Average RPI Win: 162		WON-LOST	WINNING	LAST 15	STRENGTH OF		OPP. STRENGTH	TEAM	ADJ		CONF.	ADJ CONF.
Average RPI Loss: 113		RECORD	PCT. RANK	GAMES	SCHEDULE		OF SCHEDULE	RPI	RPI		RPI	RPI
DIV. I ONLY		22-31-0	.41509	211	7-8-0		188	103	195		.48018	186
DIV. I NON-CONF.		11-21-0	.34375	237	1-3-0		170	62	215		.46669	205
TOTALS		RPI 1-25	RPI 26-50		W-L RECORDS		RPI 51-100		RPI 101-150		RPI 150+	
22-31-0		0-3-0	0-3-0		OVERALL		7-13-0		0-2-0		15-10-0	
7-13-0		0-2-0	0-0-0		HOME		0-8-0		0-2-0		7-1-0	
15-18-0		0-1-0	0-3-0		AWAY		7-5-0		0-0-0		8-9-0	
0-0-0		0-0-0	0-0-0		NEUTRAL		0-0-0		0-0-0		0-0-0	
11-21-0		0-3-0	0-3-0		NON-CONFERENCE		5-6-0		0-2-0		6-7-0	
2-6-0		0-2-0	0-0-0		HOME		0-2-0		0-2-0		2-0-0	
9-15-0		0-1-0	0-0-0		AWAY		5-4-0		0-0-0		4-7-0	
0-0-0		0-0-0	0-0-0		NEUTRAL		0-0-0		0-0-0		0-0-0	
11-10-0		0-0-0	0-0-0		CONFERENCE		2-7-0		0-0-0		9-3-0	
5-7-0		0-0-0	0-0-0		HOME		0-6-0		0-0-0		5-1-0	
6-3-0		0-0-0	0-0-0		AWAY		2-1-0		0-0-0		4-2-0	
0-0-0		0-0-0	0-0-0		NEUTRAL		0-0-0		0-0-0		0-0-0	
RPI S	Opponent	Score	RPI S	Opponent	Score	RPI S	Opponent	Score	RPI S	Opponent	Score	
25 A	Oregon St.	3 13	35 A	Creighton	3 11	54 A	Oregon	3 14	129 H	BYU	6 7	
25 H	Oregon St.	1 11	35 A	Creighton	3 4	54 A	Oregon	4 2	129 H	BYU	6 7	
25 H	Oregon St.	1 6	35 A	Creighton	0 12	54 A	Oregon	5 3	171 H	Pepperdine	7 6	
						54 H	Oregon	2 7	171 H	Pepperdine	2 6	
						54 H	Oregon	4 6	171 H	Pepperdine	6 0	
						61 A	Washington St.	10 8	173 A	San Diego	3 2	
						61 A	Washington St.	5 11	173 A	San Diego	14 2	
						68 A	Hawaii	5 6	173 A	San Diego	0 9	
						68 A	Hawaii	10 7	183 A	Washington	4 5	
						68 A	Hawaii	3 5	190 A	St. Mary's (CA)	3 2	
						68 A	Hawaii	5 1	190 A	St. Mary's (CA)	0 1	
						75 H	Gonzaga	5 7	190 A	St. Mary's (CA)	8 3	
						75 H	Gonzaga	2 3	200 A	Middle Tenn.	11 8	
						75 H	Gonzaga	2 5	200 A	Middle Tenn.	6 5	
						90 H	San Francisco	1 6	200 A	Middle Tenn.	2 1	
						90 H	San Francisco	1 6	228 H	Santa Clara	2 1	
						90 H	San Francisco	2 19	228 H	Santa Clara	6 5	
						98 A	Loyola Marymount	3 2	228 H	Santa Clara	5 3	
						98 A	Loyola Marymount	2 3	231 A	Air Force	3 8	
						98 A	Loyola Marymount	8 2	231 A	Air Force	2 10	
									231 A	Air Force	4 12	
									231 A	Air Force	4 9	
									240 A	Seattle	2 1	
									240 A	Seattle	2 12	
									240 A	Seattle	3 4	
									240 H	Seattle	5 0	
									240 H	Seattle	11 3	
LAST 15 GAMES			228 H	Santa Clara	6 5	61 A	Washington St.	5 11	240 A	Seattle	2 12	
			228 H	Santa Clara	2 1	61 A	Washington St.	10 8	240 A	Seattle	3 4	
			228 H	Santa Clara	5 3	75 H	Gonzaga	2 5	240 H	Seattle	5 0	
			54 H	Oregon	2 7				240 H	Seattle	11 3	
			98 A	Loyola Marymount	2 3							

Non-Div. I Games: George Fox 7 2

Portland

98 A Loyola Marymount	3	2
98 A Loyola Marymount	8	2

P
o
r
t
l
a
n
d

P
o
r
t
l
a
n
d

Average RPI Win: 265		WON-LOST	WINNING	LAST 15	STRENGTH OF		OPP. STRENGTH	TEAM	ADJ	CONF.	ADJ CONF.								
Average RPI Loss: 201		RECORD	PCT. RANK	GAMES	SCHEDULE		OF SCHEDULE	RPI	RPI	RPI	RPI								
DIV. I ONLY		17-18-0	.48571	162	6-7-0		270	288	243	.42601	264	30	30						
DIV. I NON-CONF.		3-5-0	.375	223	1-2-0		106	165	186	.4562	221	30	31						
TOTALS		RPI 1-25	RPI 26-50		W-L RECORDS		RPI 51-100		RPI 101-150		RPI 150+								
17-18-0		0-2-0	0-1-0		OVERALL		0-1-0		0-1-0		17-13-0								
8-5-0		0-0-0	0-0-0		HOME		0-0-0		0-1-0		8-4-0								
6-11-0		0-2-0	0-1-0		AWAY		0-1-0		0-0-0		6-7-0								
3-2-0		0-0-0	0-0-0		NEUTRAL		0-0-0		0-0-0		3-2-0								
3-5-0		0-2-0	0-1-0		NON-CONFERENCE		0-1-0		0-1-0		3-0-0								
1-1-0		0-0-0	0-0-0		HOME		0-0-0		0-1-0		1-0-0								
1-4-0		0-2-0	0-0-		AWAY		0-1-0		0-0-0		1-0-0								
1-0-0		0-0-0	0-0-0		NEUTRAL		0-0-0		0-0-0		1-0-0								
14-13-0		0-0-0	0-0-0		CONFERENCE		0-0-0		0-0-0		14-13-0								
7-4-0		0-0-0	0-0-0		HOME		0-0-0		0-0-0		7-4-0								
5-7-0		0-0-0	0-0-0		AWAY		0-0-0		0-0-0		5-7-0								
2-2-0		0-0-0	0-0-0		NEUTRAL		0-0-0		0-0-0		2-2-0								
RPI	S	Opponent	Score		RPI	S	Opponent	Score		RPI	S	Opponent	Score						
9	A	Texas A&M	1	11	40	A	Texas St.	1	5	78	A	Sam Houston St.	7	13					
11	A	Texas	0	8						120	H	Lamar	1	11					
										217	A	Southern U.	10	6					
										217	A	Southern U.	1	8					
										217	A	Southern U.	0	7					
										217	H	Southern U.	4	2					
										217	H	Southern U.	3	2					
										217	H	Southern U.	5	17					
										258	A	Grambling	3	7					
										258	A	Grambling	4	8					
										258	A	Grambling	0	2					
										258	H	Grambling	17	3					
										258	H	Grambling	6	15					
										258	H	Grambling	5	4					
										262	A	Houston Baptist	11	4					
										262	H	Houston Baptist	12	11					
										268	A	Texas Southern	3	6					
										268	A	Texas Southern	6	5					
										268	A	Texas Southern	11	8					
										268	H	Texas Southern	15	4					
										268	H	Texas Southern	2	3					
										268	N	Texas Southern	5	3					
					LAST 15 GAMES						285	N	Jackson St.	2	6				
					285	N	Jackson St.	2	6	258	H	Grambling	17	3	285	N	Jackson St.	3	6
					295	N	Alabama St.	10	0	40	A	Texas St.	1	5	287	A	Ark.-Pine Bluff	8	2
					285	N	Jackson St.	3	6	287	H	Ark.-Pine Bluff	0	4	287	A	Ark.-Pine Bluff	10	3
					262	H	Houston Baptist	12	11						287	A	Ark.-Pine Bluff	2	12
					11	A	Texas	0	8						287	H	Ark.-Pine Bluff	15	5
Non-Div. I Games:		Jarvis Christian	11	4	Texas Col.	6	7	Texas Col.	3	2	Huston-Tillotson		12	2					
		Huston-Tillotson	5	6	Huston-Tillotson	5	0	Wiley	2	0	Jarvis Christian		7	6					

Prairie View

Non-Div. I Games:

Wiley

5	3	Texas Col.	3	11
258	H	Grambling	6	15
258	H	Grambling	5	4

Through Games Of 2011 Final

Huston-Tillotson 7 6

RPI	S	Opponent	Score	
287	H	Ark.-Pine Bluff	10	9
287	H	Ark.-Pine Bluff	0	4
294	N	Florida A&M	2	0
295	N	Alabama St.	10	0

Prairie View

P
r
a
i
r
i
e
V
i
e
w

P
r
a
i
r
i
e
V
i
e
w

Average RPI Win: 188		WON-LOST	WINNING	LAST 15	STRENGTH OF		OPP. STRENGTH	TEAM	ADJ	CONF.	ADJ CONF.
Average RPI Loss: 114		RECORD	PCT. RANK	GAMES	SCHEDULE		OF SCHEDULE	RPI	RPI	RPI	RPI
DIV. I ONLY		24-32-0	.42857	202	6-9-0		199	148	198	.47164	198
DIV. I NON-CONF.		15-13-0	.53571	130	1-5-0		246	191	180	.48106	178
TOTALS		RPI 1-25	RPI 26-50		W-L RECORDS		RPI 51-100		RPI 101-150		RPI 150+
24-32-0		1-2-0	0-3-0		OVERALL		1-10-0		5-10-0		17-7-0
14-13-0		0-0-0	0-3-0		HOME		1-3-0		3-6-0		10-1-0
9-19-0		0-2-0	0-0-0		AWAY		0-7-0		2-4-0		7-6-0
1-0-0		1-0-0	0-0-0		NEUTRAL		0-0-0		0-0-0		0-0-0
15-13-0		1-2-0	0-0-0		NON-CONFERENCE		0-1-0		2-4-0		12-6-0
11-3-0		0-0-0	0-0-0		HOME		0-0-0		1-2-0		10-1-0
3-10-0		0-2-0	0-0-0		AWAY		0-1-0		1-2-0		2-5-0
1-0-0		1-0-0	0-0-0		NEUTRAL		0-0-0		0-0-0		0-0-0
9-19-0		0-0-0	0-3-0		CONFERENCE		1-9-0		3-6-0		5-1-0
3-10-0		0-0-0	0-3-0		HOME		1-3-0		2-4-0		0-0-0
6-9-0		0-0-0	0-0-0		AWAY		0-6-0		1-2-0		5-1-0
0-0-0		0-0-0	0-0-0		NEUTRAL		0-0-0		0-0-0		0-0-0
RPI S	Opponent	Score	RPI S	Opponent	Score	RPI S	Opponent	Score	RPI S	Opponent	Score
5 A	South Carolina	1 6	44 H	Coastal Caro.	1 7	62 A	Col. of Charleston	5 9	104 H	Radford	1 9
8 A	Clemson	2 7	44 H	Coastal Caro.	2 5	84 A	Liberty	1 7	104 H	Radford	2 3
8 N	Clemson	4 3	44 H	Coastal Caro.	3 15	84 A	Liberty	2 5	104 H	Radford	6 5
						84 A	Liberty	5 6	116 A	Tennessee	10 6
						91 H	VMI	5 4	123 H	Eastern Mich.	6 13
						91 H	VMI	4 8	123 H	Eastern Mich.	4 6
						91 H	VMI	2 5	134 A	Appalachian St.	6 8
						92 A	Gardner-Webb	5 9	136 A	Charleston So.	9 11
						92 A	Gardner-Webb	5 6	136 A	Charleston So.	9 18
						92 A	Gardner-Webb	7 8	136 A	Charleston So.	5 4
						92 H	Gardner-Webb	4 13	136 H	Winthrop	1 15
									136 H	Winthrop	6 7
									136 H	Winthrop	6 3
									144 A	Furman	6 9
									144 H	Furman	11 4
									163 A	High Point	3 4
									163 A	High Point	6 5
									163 A	High Point	4 1
									188 H	Navy	12 5
									188 H	Navy	10 7
									188 H	Navy	12 5
									192 H	VCU	4 3
									192 H	VCU	3 4
									192 H	VCU	3 2
									196 A	Citadel	2 8
									196 A	Citadel	3 5
									196 A	Citadel	2 13
LAST 15 GAMES			LAST 15 GAMES			LAST 15 GAMES			LAST 15 GAMES		
246 A	UNC Asheville	23 17	5 A	South Carolina	1 6	136 H	Winthrop	6 3	192 H	VCU	3 2
246 A	UNC Asheville	2 1	136 H	Winthrop	6 7	196 A	Citadel	2 8	196 A	Citadel	3 5
246 A	UNC Asheville	4 3	62 A	Col. of Charleston	5 9	196 A	Citadel	2 13			
136 A	Charleston So.	5 4									

Non-Div. I Games:

Presbyterian

136	A	Charleston So.	9	11
136	A	Charleston So.	9	18

RPI	S	Opponent	Score	
215	A	S.C. Upstate	5	8
216	A	Wofford	1	5
216	A	Wofford	4	0
216	H	Wofford	6	4
222	A	Davidson	9	4
222	H	Davidson	6	1
246	A	UNC Asheville	2	1
246	A	UNC Asheville	4	3
246	A	UNC Asheville	23	17
300	H	N.C. Central	13	7
300	H	N.C. Central	11	2
300	H	N.C. Central	11	5

Average RPI Win: 210		WON-LOST	WINNING	LAST 15	STRENGTH OF		OPP. STRENGTH	TEAM	ADJ	CONF.	ADJ CONF.
Average RPI Loss: 148		RECORD	PCT. RANK	GAMES	SCHEDULE		OF SCHEDULE	RPI	RPI	RPI	RPI
DIV. I ONLY		23-24-0	.48936	158	8-7-0		148	235	169	.49501	163
DIV. I NON-CONF.		6-18-0	.25	268	0-4-0		66	162	219	.46049	212
TOTALS		RPI 1-25	RPI 26-50		W-L RECORDS		RPI 51-100		RPI 101-150		RPI 150+
23-24-0	0-2-0	1-3-0		OVERALL		1-1-0		0-2-0		21-16-0	
10-4-0	0-0-0	0-0-0		HOME		0-0-0		0-1-0		10-3-0	
13-17-0	0-2-0	1-2-0		AWAY		1-1-0		0-1-0		11-11-0	
0-3-0	0-0-0	0-1-0		NEUTRAL		0-0-0		0-0-0		0-2-0	
6-18-0	0-2-0	1-3-0		NON-CONFERENCE		1-1-0		0-2-0		4-10-0	
0-1-0	0-0-0	0-0-0		HOME		0-0-0		0-1-0		0-0-0	
6-14-0	0-2-0	1-0-		AWAY		1-1-0		0-1-0		4-8-0	
0-3-0	0-0-0	0-1-0		NEUTRAL		0-0-0		0-0-0		0-2-0	
17-6-0	0-0-0	0-0-0		CONFERENCE		0-0-0		0-0-0		17-6-0	
10-3-0	0-0-0	0-0-0		HOME		0-0-0		0-0-0		10-3-0	
7-3-0	0-0-0	0-0-0		AWAY		0-0-0		0-0-0		7-3-0	
0-0-0	0-0-0	0-0-0		NEUTRAL		0-0-0		0-0-0		0-0-0	
RPI S	Opponent	Score	RPI S	Opponent	Score	RPI S	Opponent	Score	RPI S	Opponent	Score
1 A	North Carolina	2 11	28 A	LSU	2 8	57 A	Seton Hall	2 1	114 H	Rider	3 6
11 A	Texas	3 5	28 A	LSU	2 7	94 A	UNC Greensboro	0 1	117 A	Monmouth	1 5
			28 A	LSU	8 7				161 A	Delaware	9 11
			40 N	Texas St.	1 3				169 A	Rutgers	11 8
									170 A	Dartmouth	2 5
									170 A	Dartmouth	3 4
									170 H	Dartmouth	4 5
									170 H	Dartmouth	8 5
									170 H	Dartmouth	9 2
									178 N	Holy Cross	2 8
									178 N	Holy Cross	4 5
									188 A	Navy	7 8
									188 A	Navy	3 4
									188 A	Navy	12 8
									188 A	Navy	2 7
									192 A	VCU	6 18
									192 A	VCU	16 14
									201 H	Columbia	6 4
									201 H	Columbia	4 2
									201 H	Columbia	3 2
									201 H	Columbia	5 8
									204 H	Yale	7 1
									204 H	Yale	6 3
									208 A	Georgetown	7 8
									208 A	Georgetown	5 8
									208 A	Georgetown	2 15
									230 H	Brown	7 4
			LAST 15 GAMES								
			40 N	Texas St.	1 3	263 A	Cornell	6 3			
			11 A	Texas	3 5	263 H	Cornell	8 5			
			170 H	Dartmouth	8 5	263 H	Cornell	0 5			
			170 H	Dartmouth	4 5						
			170 H	Dartmouth	9 2						

Non-Div. I Games:

Princeton

161	A	Delaware	9	11
263	A	Cornell	6	1

RPI	S	Opponent	Score	
230	H	Brown	12	2
248	A	Penn	4	12
248	A	Penn	3	2
248	A	Penn	6	5
248	A	Penn	4	2
263	A	Cornell	6	1
263	A	Cornell	6	3
263	H	Cornell	0	5
263	H	Cornell	8	5
282	A	Harvard	3	1
282	A	Harvard	5	3
284	A	N.C. A&T	4	2

P
r
i
n
c
e
t
o
n

P
r
i
n
c
e
t
o
n

Average RPI Win: 193		WON-LOST RECORD	WINNING PCT. RANK	LAST 15 GAMES	STRENGTH OF SCHEDULE	OPP. STRENGTH OF SCHEDULE	TEAM RPI	ADJ RPI		CONF. RPI	ADJ CONF. RPI		
Average RPI Loss: 134													
DIV. I ONLY		36-20-0	.64286	40	8-7-0	247	165	119	.51217	121	16	16	
DIV. I NON-CONF.		21-8-0	.72414	31	2-0-0	283	209	123	.51175	124	17	17	
<hr/>													
TOTALS		RPI 1-25		RPI 26-50		W-L RECORDS		RPI 51-100		RPI 101-150		RPI 150+	
36-20-0		0-1-0		1-0-0		OVERALL		1-6-0		9-6-0		25-7-0	
13-4-0		0-0-0		0-0-0		HOME		0-1-0		4-2-0		9-1-0	
20-13-0		0-1-0		0-0-0		AWAY		1-4-0		3-3-0		16-5-0	
3-3-0		0-0-0		1-0-0		NEUTRAL		0-1-0		2-1-0		0-1-0	
21-8-0		0-1-0		1-0-0		NON-CONFERENCE		1-2-0		1-0-0		18-5-0	
4-1-0		0-0-0		0-0-0		HOME		0-1-0		0-0-0		4-0-0	
15-6-0		0-1-0		0-0-		AWAY		1-1-0		0-0-0		14-4-0	
2-1-0		0-0-0		1-0-0		NEUTRAL		0-0-0		1-0-0		0-1-0	
15-12-0		0-0-0		0-0-0		CONFERENCE		0-4-0		8-6-0		7-2-0	
9-3-0		0-0-0		0-0-0		HOME		0-0-0		4-2-0		5-1-0	
5-7-0		0-0-0		0-0-0		AWAY		0-3-0		3-3-0		2-1-0	
1-2-0		0-0-0		0-0-0		NEUTRAL		0-1-0		1-1-0		0-0-0	
RPI	S	Opponent	Score		RPI	S	Opponent	Score		RPI	S	Opponent	Score
4	A	Vanderbilt	0	9	32	N	Connecticut	10	2	58	A	Belmont	6 13
										60	H	Illinois St.	4 5
										82	A	Michigan St.	4 11
										82	A	Michigan St.	5 6
										82	A	Michigan St.	3 5
										82	N	Michigan St.	1 7
										97	A	Louisville	6 4
										102	A	Penn St.	15 4
										102	A	Penn St.	5 3
										102	A	Penn St.	3 4
										102	N	Penn St.	7 2
										118	H	Illinois	4 7
										118	H	Illinois	3 1
										118	H	Illinois	5 7
										128	A	Minnesota	5 9
										128	A	Minnesota	1 4
										128	A	Minnesota	7 0
										128	N	Minnesota	0 1
										138	N	Pittsburgh	5 3
										143	H	Indiana	6 2
										143	H	Indiana	14 5
										143	H	Indiana	5 4
										155	N	Notre Dame	2 19
										185	H	Iowa	6 3
										185	H	Iowa	5 2
										185	H	Iowa	6 2
										202	A	Northwestern	1 14
										202	A	Northwestern	9 7
										202	A	Northwestern	10 2
										209	A	Tennessee Tech	12 4
										209	A	Tennessee Tech	13 3
										209	A	Tennessee Tech	3 8
										213	A	Bradley	4 9
										213	H	Bradley	12 1
LAST 15 GAMES													
										128	N	Minnesota	0 1
										82	N	Michigan St.	1 7
										102	N	Penn St.	7 2
										185	H	Iowa	5 2
										185	H	Iowa	6 2

Non-Div. I Games: Wabash 9 3

Purdue

185	H	Iowa	6	3
218	H	Ill.-Chicago	12	1

RPI	S	Opponent	Score	
214	A	Lipscomb	10	3
214	A	Lipscomb	1	0
214	A	Lipscomb	10	6
218	A	Ill.-Chicago	17	3
218	H	Ill.-Chicago	12	1
223	A	UT Martin	4	3
223	A	UT Martin	9	10
223	A	UT Martin	8	7
225	H	Michigan	4	2
225	H	Michigan	5	6
225	H	Michigan	8	0
238	A	Ball St.	8	5
238	H	Ball St.	14	9
273	A	IPFW	8	3
273	H	IPFW	8	1
274	A	Butler	10	8
279	A	Morehead St.	17	9
279	A	Morehead St.	9	10
279	A	Morehead St.	18	1
279	A	Morehead St.	11	8

Average RPI Win:	225	WON-LOST	WINNING	LAST 15	STRENGTH OF	OPP. STRENGTH	TEAM	ADJ	CONF.	ADJ CONF.					
Average RPI Loss:	171	RECORD	PCT. RANK	GAMES	SCHEDULE	OF SCHEDULE	RPI	RPI	RPI	RPI					
DIV. I ONLY		15-32-0	.31915	268	2-13-0	211	255	263	.43178	259	24	24			
DIV. I NON-CONF.		4-11-0	.26667	264	0-3-0	146	226	250	.43923	248	28	27			
<hr/>															
TOTALS	RPI 1-25	RPI 26-50		W-L RECORDS		RPI 51-100		RPI 101-150		RPI 150+					
15-32-0	0-0-0	0-1-0		OVERALL		1-4-0		1-4-0		13-23-0					
3-15-0	0-0-0	0-0-0		HOME		1-3-0		1-3-0		1-9-0					
7-15-0	0-0-0	0-1-0		AWAY		0-1-0		0-1-0		7-12-0					
5-2-0	0-0-0	0-0-0		NEUTRAL		0-0-0		0-0-0		5-2-0					
<hr/>															
4-11-0	0-0-0	0-1-0		NON-CONFERENCE		0-1-0		0-1-0		4-8-0					
0-2-0	0-0-0	0-0-0		HOME		0-0-0		0-0-0		0-2-0					
2-8-0	0-0-0	0-0-		AWAY		0-1-0		0-1-0		2-5-0					
2-1-0	0-0-0	0-0-0		NEUTRAL		0-0-0		0-0-0		2-1-0					
<hr/>															
11-21-0	0-0-0	0-0-0		CONFERENCE		1-3-0		1-3-0		9-15-0					
3-13-0	0-0-0	0-0-0		HOME		1-3-0		1-3-0		1-7-0					
5-7-0	0-0-0	0-0-0		AWAY		0-0-0		0-0-0		5-7-0					
3-1-0	0-0-0	0-0-0		NEUTRAL		0-0-0		0-0-0		3-1-0					
<hr/>															
RPI	S	Opponent	Score	RPI	S	Opponent	Score	RPI	S	Opponent	Score				
				32	A	Connecticut	0 9	70	A	Rhode Island	0 6				
								86	H	Sacred Heart	0 1				
								86	H	Sacred Heart	6 5				
								86	H	Sacred Heart	2 4				
								86	H	Sacred Heart	2 14				
										114	A	Rider	4 7		
										117	H	Monmouth	5 11		
										117	H	Monmouth	6 0		
										117	H	Monmouth	4 8		
										117	H	Monmouth	2 8		
										161	A	Delaware	3 9		
										170	H	Dartmouth	8 16		
										172	A	Richmond	4 17		
										172	A	Richmond	6 5		
										172	A	Richmond	6 4		
										176	A	Bryant	0 5		
										176	A	Bryant	5 2		
										176	A	Bryant	4 9		
										176	A	Bryant	7 11		
										187	A	Army	0 12		
										194	N	Marshall	3 7		
										194	N	Marshall	8 3		
										197	H	Central Conn. St.	0 4		
										197	H	Central Conn. St.	5 7		
										197	H	Central Conn. St.	1 6		
										197	H	Central Conn. St.	3 26		
				LAST 15 GAMES						199	A	Long Island	9 10		
				176	A	Bryant	5 2	197	H	Central Conn. St.	1 6	199	A	Long Island	1 5
				176	A	Bryant	0 5	197	H	Central Conn. St.	0 4	199	A	Long Island	2 8
				176	A	Bryant	4 9	197	H	Central Conn. St.	3 26	199	A	Long Island	1 4
				176	A	Bryant	7 11			203	H	Fairfield	1 15		
				203	H	Fairfield	1 15			204	A	Yale	0 14		

Non-Div. I Games:

Quinnipiac

235	A	Massachusetts	1	8
197	H	Central Conn. St.	5	7

RPI	S	Opponent	Score	
235	A	Massachusetts	1	8
238	N	Ball St.	5	4
245	H	Wagner	6	8
245	H	Wagner	6	5
245	H	Wagner	3	7
245	H	Wagner	3	14
281	A	Mt. St. Mary's	7	2
281	A	Mt. St. Mary's	4	1
281	A	Mt. St. Mary's	3	2
281	A	Mt. St. Mary's	7	4
286	N	Fairleigh Dickinson	11	6
286	N	Fairleigh Dickinson	3	2
286	N	Fairleigh Dickinson	7	0
286	N	Fairleigh Dickinson	5	6

Q
u
i
n
n
i
p
i
a
c

Q
u
i
n
n
i
p
i
a
c

Average RPI Win:		169	WON-LOST RECORD		WINNING PCT. RANK		LAST 15 GAMES		STRENGTH OF SCHEDULE		OPP. STRENGTH OF SCHEDULE		TEAM RPI		ADJ RPI		CONF. RPI		ADJ CONF. RPI	
DIV. I ONLY			31-25-0		.55357 106		6-9-0		163		74		113		.51997 104		14		14	
DIV. I NON-CONF.			16-10-0		.61538 77		1-0-0		208		32		101		.52697 96		13		13	
TOTALS		RPI 1-25		RPI 26-50		W-L RECORDS		RPI 51-100		RPI 101-150		RPI 150+								
31-25-0		0-2-0		2-10-0		OVERALL		7-7-0		4-3-0		18-3-0								
14-7-0		0-1-0		0-0-0		HOME		2-5-0		4-0-0		8-1-0								
11-16-0		0-1-0		2-9-0		AWAY		4-1-0		0-3-0		5-2-0								
6-2-0		0-0-0		0-1-0		NEUTRAL		1-1-0		0-0-0		5-0-0								
16-10-0		0-2-0		2-6-0		NON-CONFERENCE		2-1-0		1-0-0		11-1-0								
7-2-0		0-1-0		0-0-0		HOME		0-1-0		1-0-0		6-0-0								
4-8-0		0-1-0		2-0-		AWAY		2-0-0		0-0-0		0-1-0								
5-0-0		0-0-0		0-0-0		NEUTRAL		0-0-0		0-0-0		5-0-0								
15-15-0		0-0-0		0-4-0		CONFERENCE		5-6-0		3-3-0		7-2-0								
7-5-0		0-0-0		0-0-0		HOME		2-4-0		3-0-0		2-1-0								
7-8-0		0-0-0		0-3-0		AWAY		2-1-0		0-3-0		5-1-0								
1-2-0		0-0-0		0-1-0		NEUTRAL		1-1-0		0-0-0		0-0-0								
RPI	S	Opponent		Score		RPI	S	Opponent		Score		RPI	S	Opponent		Score				
3	A	Virginia		0	2	36	A	North Carolina St.		1	8	66	A	Wake Forest		5	4			
3	H	Virginia		0	12	36	A	North Carolina St.		3	6	79	A	Virginia Tech		7	5			
						39	A	East Tenn. St.		4	7	79	H	Virginia Tech		7	13			
						39	A	East Tenn. St.		9	4	84	A	Liberty		1	2			
						43	A	Auburn		8	6	84	A	Liberty		3	1			
						43	A	Auburn		2	3	84	A	Liberty		5	4			
						43	A	Auburn		0	2	91	H	VMI		6	5			
						44	A	Coastal Caro.		0	10	91	H	VMI		7	10			
						44	A	Coastal Caro.		0	8	91	H	VMI		14	5			
						44	A	Coastal Caro.		0	15	91	N	VMI		3	1			
						44	N	Coastal Caro.		0	5	92	H	Gardner-Webb		2	12			
						48	A	James Madison		5	12	92	H	Gardner-Webb		4	5			
												92	H	Gardner-Webb		10	11			
												92	N	Gardner-Webb		5	11			
LAST 15 GAMES																				
						92	N	Gardner-Webb		5	11	163	H	High Point		0	7			
						44	N	Coastal Caro.		0	5	163	H	High Point		7	5			
						91	N	VMI		3	1	194	N	Marshall		9	7			
						84	A	Liberty		1	2									
						84	A	Liberty		3	1									

Non-Div. I Games:

Radford

84	A	Liberty	5	4
163	H	High Point	5	4

RPI	S	Opponent	Score	
291	H	Hartford	15	5

Radford

R
a
d
f
o
r
d

R
a
d
f
o
r
d

Average RPI Win: 183		WON-LOST	WINNING	LAST 15	STRENGTH OF		OPP. STRENGTH	TEAM	ADJ	CONF.	ADJ CONF.
Average RPI Loss: 112		RECORD	PCT. RANK	GAMES	SCHEDULE		OF SCHEDULE	RPI	RPI	RPI	RPI
DIV. I ONLY		31-22-0	.58491	85	9-6-0		59	183	69	.53845	70
DIV. I NON-CONF.		13-12-0	.52	142	0-2-0		47	51	75	.53733	79
TOTALS		RPI 1-25	RPI 26-50		W-L RECORDS		RPI 51-100		RPI 101-150		RPI 150+
31-22-0		0-5-0	1-2-0		OVERALL		4-4-0		3-1-0		23-10-0
13-5-0		0-0-0	0-1-0		HOME		1-1-0		1-0-0		11-3-0
11-13-0		0-4-0	0-1-0		AWAY		2-2-0		2-1-0		7-5-0
7-4-0		0-1-0	1-0-0		NEUTRAL		1-1-0		0-0-0		5-2-0
13-12-0		0-5-0	1-2-0		NON-CONFERENCE		3-1-0		3-1-0		6-3-0
3-3-0		0-0-0	0-1-0		HOME		1-1-0		1-0-0		1-1-0
5-7-0		0-4-0	0-0-		AWAY		1-0-0		2-1-0		2-1-0
5-2-0		0-1-0	1-0-0		NEUTRAL		1-0-0		0-0-0		3-1-0
18-10-0		0-0-0	0-0-0		CONFERENCE		1-3-0		0-0-0		17-7-0
10-2-0		0-0-0	0-0-0		HOME		0-0-0		0-0-0		10-2-0
6-6-0		0-0-0	0-0-0		AWAY		1-2-0		0-0-0		5-4-0
2-2-0		0-0-0	0-0-0		NEUTRAL		0-1-0		0-0-0		2-1-0
RPI S	Opponent	Score	RPI S	Opponent	Score	RPI S	Opponent	Score	RPI S	Opponent	Score
2 A	Florida	5 11	32 H	Connecticut	1 4	62 A	Col. of Charleston	3 2	139 H	Boston College	4 0
2 A	Florida	4 12	32 N	Connecticut	18 3	73 A	Charlotte	1 3	140 A	McNeese St.	9 2
2 A	Florida	6 8	38 A	FIU	5 13	73 A	Charlotte	9 7	140 A	McNeese St.	5 11
5 A	South Carolina	8 17				73 A	Charlotte	2 4	140 A	McNeese St.	5 2
24 N	Southern Miss.	3 4				73 N	Charlotte	2 5	172 A	Richmond	9 12
						83 H	Stony Brook	4 6	172 A	Richmond	10 4
						86 H	Sacred Heart	4 3	172 A	Richmond	3 2
						86 N	Sacred Heart	11 2	172 N	Richmond	2 7
									175 H	St. Louis	4 2
									175 H	St. Louis	6 2
									175 H	St. Louis	1 7
									176 A	Bryant	4 0
									177 A	La Salle	7 3
									177 A	La Salle	18 4
									177 A	La Salle	3 4
									177 N	La Salle	7 4
									189 N	Western Mich.	6 3
									189 N	Western Mich.	2 6
									195 A	Dayton	4 5
									195 A	Dayton	2 13
									195 A	Dayton	9 7
									197 H	Central Conn. St.	5 7
									220 H	St. Joseph's	9 0
									220 H	St. Joseph's	8 6
									220 H	St. Joseph's	4 5
									226 N	St. Bonaventure	7 4
									230 A	Brown	6 7
			LAST 15 GAMES								
			172 N	Richmond	2 7	235 H	Massachusetts	4 1			
			73 N	Charlotte	2 5	235 H	Massachusetts	9 5			
			177 N	La Salle	7 4	235 H	Massachusetts	10 4			
			195 A	Dayton	4 5						
			195 A	Dayton	9 7						

Non-Div. I Games:

Rhode Island

195	A	Dayton	2	13
32	H	Connecticut	1	4

RPI	S	Opponent	Score	
232	A	Northeastern	7	6
232	N	Northeastern	3	2
232	N	Northeastern	12	4
235	H	Massachusetts	9	5
235	H	Massachusetts	4	1
235	H	Massachusetts	10	4
259	H	Quinnipiac	6	0
267	H	Temple	15	4
267	H	Temple	16	0
267	H	Temple	9	8

Average RPI Win: 82		WON-LOST	WINNING	LAST 15	STRENGTH OF		OPP. STRENGTH	TEAM	ADJ		CONF.	ADJ CONF.			
Average RPI Loss: 50		RECORD	PCT. RANK	GAMES	SCHEDULE		OF SCHEDULE	RPI	RPI		RPI	RPI			
DIV. I ONLY		42-21-0	.66667	30	10-5-0		27	25	13	.58996	12	5	5		
DIV. I NON-CONF.		21-12-0	.63636	67	3-2-0		18	10	20	.58569	19	5	5		
TOTALS		RPI 1-25	RPI 26-50		W-L RECORDS		RPI 51-100		RPI 101-150		RPI 150+				
42-21-0		8-6-0	5-6-0		OVERALL		16-7-0		9-2-0		4-0-0				
23-12-0		3-4-0	2-3-0		HOME		9-3-0		5-2-0		4-0-0				
13-5-0		3-2-0	3-1-0		AWAY		6-2-0		1-0-0		0-0-0				
6-4-0		2-0-0	0-2-0		NEUTRAL		1-2-0		3-0-0		0-0-0				
21-12-0		4-3-0	3-5-0		NON-CONFERENCE		7-3-0		6-1-0		1-0-0				
13-8-0		2-2-0	2-3-0		HOME		5-2-0		3-1-0		1-0-0				
5-1-0		1-1-0	1-0-		AWAY		2-0-0		1-0-0		0-0-0				
3-3-0		1-0-0	0-2-0		NEUTRAL		0-1-0		2-0-0		0-0-0				
21-9-0		4-3-0	2-1-0		CONFERENCE		9-4-0		3-1-0		3-0-0				
10-4-0		1-2-0	0-0-0		HOME		4-1-0		2-1-0		3-0-0				
8-4-0		2-1-0	2-1-0		AWAY		4-2-0		0-0-0		0-0-0				
3-1-0		1-0-0	0-0-0		NEUTRAL		1-1-0		1-0-0		0-0-0				
RPI S	Opponent	Score		RPI S	Opponent	Score		RPI S	Opponent	Score		RPI S	Opponent	Score	
9 H	Texas A&M	2	0	26 H	California	3	6	63 A	Houston	5	2	107 N	Kentucky	8	7
9 N	Texas A&M	1	0	26 N	California	6	7	63 A	Houston	8	2	115 H	Memphis	7	6
13 H	Stanford	7	1	29 A	East Carolina	2	1	63 A	Houston	12	6	115 H	Memphis	3	5
13 H	Stanford	3	5	29 A	East Carolina	3	7	63 H	Houston	7	2	115 H	Memphis	10	6
13 H	Stanford	2	6	29 A	East Carolina	5	3	63 H	Houston	7	0	115 N	Memphis	8	5
19 A	Arizona	8	10	31 H	Baylor	2	3	63 N	Houston	4	3	120 A	Lamar	7	2
19 A	Arizona	11	7	31 N	Baylor	8	12	65 N	Long Beach St.	1	2	120 H	Lamar	7	12
22 H	UCF	4	5	38 H	FIU	10	2	74 A	UAB	9	5	133 H	Louisiana Tech	11	3
22 H	UCF	6	2	40 A	Texas St.	11	10	74 A	UAB	7	8	133 H	Louisiana Tech	5	2
22 H	UCF	2	7	40 H	Texas St.	6	4	74 A	UAB	2	7	133 H	Louisiana Tech	5	1
22 N	UCF	4	2	41 H	Dallas Baptist	1	3	74 N	UAB	8	9	135 N	UC Santa Barbara	2	1
24 A	Southern Miss.	4	0					77 H	Tulane	4	7	194 H	Marshall	9	6
24 A	Southern Miss.	16	2					77 H	Tulane	3	1	194 H	Marshall	9	0
24 A	Southern Miss.	3	7					77 H	Tulane	11	1	194 H	Marshall	5	4
								78 A	Sam Houston St.	5	2	229 H	Alcorn St.	14	2
								78 H	Sam Houston St.	0	7				
								81 A	La.-Lafayette	2	1				
								81 H	La.-Lafayette	0	2				
								85 H	A&M-Corpus Christi	7	5				
								89 H	Southern California	6	5				
LAST 15 GAMES															
				26 H	California	3	6								
				31 H	Baylor	2	3								
				229 H	Alcorn St.	14	2								
				63 N	Houston	4	3								
				22 N	UCF	4	2								

Non-Div. I Games:

Rice

RPI	S	Opponent	Score
89	H	Southern California	3 - 2
89	H	Southern California	10 - 7
93	H	Stephen F. Austin	9 - 1

115 N Memphis	8	5
74 N UAB	8	9

24	A	Southern Miss.	3 - 7
24	A	Southern Miss.	16 - 2
24	A	Southern Miss.	4 - 0

Average RPI Win: 192		WON-LOST	WINNING	LAST 15	STRENGTH OF		OPP. STRENGTH	TEAM	ADJ	CONF.	ADJ CONF.
Average RPI Loss: 145		RECORD	PCT. RANK	GAMES	SCHEDULE		OF SCHEDULE	RPI	RPI	RPI	RPI
DIV. I ONLY		29-27-2	.51724	140	7-8-0		167	206	164	.49091	172
DIV. I NON-CONF.		13-14-2	.48276	157	0-1-0		277	227	226	.449	229
TOTALS		RPI 1-25	RPI 26-50		W-L RECORDS		RPI 51-100		RPI 101-150		RPI 150+
29-27-2	0-1-0	0-0-0		OVERALL		3-6-1		5-7-0		21-13-1	
18-14-1	0-0-0	0-0-0		HOME		1-2-1		0-4-0		17-8-0	
8-11-1	0-1-0	0-0-0		AWAY		1-2-0		4-3-0		3-5-1	
3-2-0	0-0-0	0-0-0		NEUTRAL		1-2-0		1-0-0		1-0-0	
13-14-2	0-1-0	0-0-0		NON-CONFERENCE		0-0-1		2-6-0		11-7-1	
10-10-1	0-0-0	0-0-0		HOME		0-0-1		0-4-0		10-6-0	
3-4-1	0-1-0	0-0-		AWAY		0-0-0		2-2-0		1-1-1	
0-0-0	0-0-0	0-0-0		NEUTRAL		0-0-0		0-0-0		0-0-0	
16-13-0	0-0-0	0-0-0		CONFERENCE		3-6-0		3-1-0		10-6-0	
8-4-0	0-0-0	0-0-0		HOME		1-2-0		0-0-0		7-2-0	
5-7-0	0-0-0	0-0-0		AWAY		1-2-0		2-1-0		2-4-0	
3-2-0	0-0-0	0-0-0		NEUTRAL		1-2-0		1-0-0		1-0-0	
RPI S	Opponent	Score		RPI S	Opponent	Score		RPI S	Opponent	Score	
3 A	Virginia	1	12					70 H	Rhode Island	2	3
								70 H	Rhode Island	12	9
								70 H	Rhode Island	4	10
								70 N	Rhode Island	7	2
								73 A	Charlotte	3	0
								73 A	Charlotte	0	6
								73 A	Charlotte	0	1
								73 N	Charlotte	0	6
								73 N	Charlotte	4	9
								91 H	VMI	6	6
								105 H	Marist	3	12
								105 H	Marist	1	6
								105 H	Marist	5	8
								122 A	Duke	0	7
								122 A	Duke	5	6
								122 A	Duke	9	8
								127 A	Old Dominion	8	3
								127 H	Old Dominion	2	3
								142 A	Xavier	8	6
								142 A	Xavier	1	14
								142 A	Xavier	7	6
								142 N	Xavier	5	4
								168 A	William & Mary	2	1
								168 H	William & Mary	8	9
								175 H	St. Louis	12	7
								175 H	St. Louis	10	8
								175 H	St. Louis	5	6
								177 H	La Salle	9	2
								177 H	La Salle	5	7
								177 H	La Salle	5	2
								179 H	Bucknell	3	4
								179 H	Bucknell	4	2
								179 H	Bucknell	3	5
								192 A	VCU	4	9
								192 H	VCU	6	3
								195 A	Dayton	5	15
								195 A	Dayton	8	6
LAST 15 GAMES				73 N	Charlotte	4	9	220 A	St. Joseph's	7	11
				70 N	Rhode Island	7	2	175 H	St. Louis	10	8
				195 N	Dayton	10	3	175 H	St. Louis	12	7
				73 N	Charlotte	0	6				
				142 N	Xavier	5	4				

Non-Div. I Games:

Richmond

220	A	St. Joseph's	4	10
220	A	St. Joseph's	7	2

RPI	S	Opponent	Score	
195	A	Dayton	6	10
195	N	Dayton	10	3
220	A	St. Joseph's	4	10
220	A	St. Joseph's	7	11
220	A	St. Joseph's	7	2
226	H	St. Bonaventure	3	0
226	H	St. Bonaventure	4	3
226	H	St. Bonaventure	8	7
232	H	Northeastern	9	7
232	H	Northeastern	6	4
232	H	Northeastern	1	3
244	A	George Mason	8	8
244	H	George Mason	5	2
259	H	Quinnipiac	5	6
259	H	Quinnipiac	17	4
259	H	Quinnipiac	4	6
297	H	Coppin St.	9	3
299	H	Md.-East. Shore	5	2
299	H	Md.-East. Shore	8	1
299	H	Md.-East. Shore	7	5

Average RPI Win: 212		WON-LOST RECORD	WINNING PCT. RANK	LAST 15 GAMES	STRENGTH OF SCHEDULE	OPP. STRENGTH OF SCHEDULE	TEAM RPI	ADJ RPI	CONF. RPI	ADJ CONF. RPI						
Average RPI Loss: 141																
DIV. I ONLY		33-18-0	.64706 38	11-4-0	233	205	118	.51432 114	22	22						
DIV. I NON-CONF.		17-9-0	.65385 58	5-0-0	187	161	92	.52969 90	22	22						
<hr/>																
TOTALS		RPI 1-25	RPI 26-50		W-L RECORDS		RPI 51-100		RPI 101-150		RPI 150+					
33-18-0		0-2-0	1-2-0		OVERALL		0-1-0		4-1-0		28-12-0					
16-5-0		0-0-0	0-0-0		HOME		0-0-0		0-0-0		16-5-0					
14-11-0		0-2-0	1-2-0		AWAY		0-1-0		4-1-0		9-5-0					
3-2-0		0-0-0	0-0-0		NEUTRAL		0-0-0		0-0-0		3-2-0					
17-9-0		0-2-0	1-2-0		NON-CONFERENCE		0-1-0		0-0-0		16-4-0					
5-1-0		0-0-0	0-0-0		HOME		0-0-0		0-0-0		5-1-0					
9-8-0		0-2-0	1-0-		AWAY		0-1-0		0-0-0		8-3-0					
3-0-0		0-0-0	0-0-0		NEUTRAL		0-0-0		0-0-0		3-0-0					
16-9-0		0-0-0	0-0-0		CONFERENCE		0-0-0		4-1-0		12-8-0					
11-4-0		0-0-0	0-0-0		HOME		0-0-0		0-0-0		11-4-0					
5-3-0		0-0-0	0-0-0		AWAY		0-0-0		4-1-0		1-2-0					
0-2-0		0-0-0	0-0-0		NEUTRAL		0-0-0		0-0-0		0-2-0					
RPI	S	Opponent	Score		RPI	S	Opponent	Score		RPI	S	Opponent	Score			
3	A	Virginia	1	4	39	A	East Tenn. St.	4	5	57	A	Seton Hall	3	4		
3	A	Virginia	0	12	39	A	East Tenn. St.	7	4							
					39	A	East Tenn. St.	4	5							
												105	A	Marist	4	2
												105	A	Marist	4	3
												105	A	Marist	3	2
												109	A	Manhattan	2	3
												109	A	Manhattan	8	4
												151	A	West Virginia	12	9
												151	A	West Virginia	3	7
												151	A	West Virginia	3	5
												151	A	West Virginia	5	11
												154	H	Maine	7	2
												154	H	Maine	3	2
												154	H	Maine	9	2
												154	H	Maine	3	8
												163	A	Princeton	6	3
												177	H	La Salle	10	4
												191	A	Siena	7	12
												191	A	Siena	3	2
												191	A	Siena	2	3
												191	N	Siena	3	6
												203	H	Fairfield	6	3
												203	H	Fairfield	1	3
												203	H	Fairfield	5	6
					LAST 15 GAMES							205	A	Hofstra	9	8
					221	N	Canisius	3	4			177	H	La Salle	10	4
					191	N	Siena	3	6			269	H	St. Peter's	8	6
					272	A	Cleveland St.	8	3			269	H	St. Peter's	10	5
					272	A	Cleveland St.	6	3							
					272	A	Cleveland St.	5	0							

Non-Div. I Games:

Rider

109	A	Manhattan	2	3
109	A	Manhattan	8	4

RPI	S	Opponent	Score	
244	A	George Mason	9	6
247	N	Lafayette	8	7
253	H	Iona	9	6
253	H	Iona	10	1
253	H	Iona	2	7
259	H	Quinnipiac	7	4
263	N	Cornell	6	0
263	N	Cornell	8	2
269	H	St. Peter's	8	6
269	H	St. Peter's	2	1
269	H	St. Peter's	10	5
272	A	Cleveland St.	5	0
272	A	Cleveland St.	6	3
272	A	Cleveland St.	8	3
283	H	Niagara	12	1
283	H	Niagara	10	2
283	H	Niagara	12	2
293	A	NJIT	6	4

R
i
d
e
r

R
i
d
e
r

Average RPI Win: 153		WON-LOST	WINNING	LAST 15	STRENGTH OF		OPP. STRENGTH	TEAM	ADJ	CONF.	ADJ CONF.
Average RPI Loss: 99		RECORD	PCT. RANK	GAMES	SCHEDULE		OF SCHEDULE	RPI	RPI	RPI	RPI
DIV. I ONLY		20-30-0	.4	221	6-9-0		84	95	170	.49228	169
DIV. I NON-CONF.		9-14-0	.3913	215	1-1-0		84	66	161	.49405	154
TOTALS		RPI 1-25	RPI 26-50		W-L RECORDS		RPI 51-100		RPI 101-150		RPI 150+
20-30-0		1-5-0	1-6-0		OVERALL		4-6-0		2-4-0		12-9-0
10-10-0		0-0-0	1-2-0		HOME		3-3-0		0-0-0		6-5-0
7-18-0		1-5-0	0-4-0		AWAY		1-2-0		2-3-0		3-4-0
3-2-0		0-0-0	0-0-0		NEUTRAL		0-1-0		0-1-0		3-0-0
9-14-0		1-5-0	0-4-0		NON-CONFERENCE		0-1-0		2-1-0		6-3-0
3-2-0		0-0-0	0-0-0		HOME		0-0-0		0-0-0		3-2-0
3-10-0		1-5-0	0-0-		AWAY		0-0-0		2-0-0		0-1-0
3-2-0		0-0-0	0-0-0		NEUTRAL		0-1-0		0-1-0		3-0-0
11-16-0		0-0-0	1-2-0		CONFERENCE		4-5-0		0-3-0		6-6-0
7-8-0		0-0-0	1-2-0		HOME		3-3-0		0-0-0		3-3-0
4-8-0		0-0-0	0-0-0		AWAY		1-2-0		0-3-0		3-3-0
0-0-0		0-0-0	0-0-0		NEUTRAL		0-0-0		0-0-0		0-0-0
RPI S	Opponent	Score	RPI S	Opponent	Score	RPI S	Opponent	Score	RPI S	Opponent	Score
10 A	Georgia Tech	0 10	29 A	East Carolina	0 5	57 H	Seton Hall	4 1	117 N	Monmouth	2 3
10 A	Georgia Tech	5 9	29 A	East Carolina	2 3	57 H	Seton Hall	9 5	127 A	Old Dominion	14 8
10 A	Georgia Tech	3 14	29 A	East Carolina	3 6	57 H	Seton Hall	2 3	127 A	Old Dominion	7 3
17 A	Miami (FL)	6 5	29 A	East Carolina	0 6	84 N	Liberty	2 5	138 A	Pittsburgh	3 8
17 A	Miami (FL)	1 2	32 H	Connecticut	8 3	96 A	South Fla.	3 7	138 A	Pittsburgh	0 3
17 A	Miami (FL)	3 5	32 H	Connecticut	2 8	96 A	South Fla.	1 2	138 A	Pittsburgh	0 4
			32 H	Connecticut	2 6	96 A	South Fla.	11 6	151 A	West Virginia	7 5
						97 H	Louisville	4 2	151 A	West Virginia	5 14
						97 H	Louisville	2 9	151 A	West Virginia	6 4
						97 H	Louisville	2 11	155 H	Notre Dame	3 2
									155 H	Notre Dame	0 3
									155 H	Notre Dame	4 5
									156 H	Cincinnati	3 2
									156 H	Cincinnati	17 2
									156 H	Cincinnati	6 7
									161 A	Delaware	12 14
									163 H	Princeton	8 11
									201 H	Columbia	5 4
									225 N	Michigan	9 4
									225 N	Michigan	5 2
									225 N	Michigan	8 2
									236 A	Villanova	4 5
									236 A	Villanova	8 2
									236 A	Villanova	4 5
									245 H	Wagner	5 11
									267 H	Temple	2 1
									293 H	NJIT	13 3
			LAST 15 GAMES								
			151 A	West Virginia	5 14	155 H	Notre Dame	0 3			
			151 A	West Virginia	7 5	155 H	Notre Dame	4 5			
			151 A	West Virginia	6 4	267 H	Temple	2 1			
			236 A	Villanova	4 5						
			236 A	Villanova	4 5						

Non-Div. I Games:

Rutgers

236 A Villanova	8	2
155 H Notre Dame	3	2

R
u
t
g
e
r
s

R
u
t
g
e
r
s

Average RPI Win:	166	WON-LOST	WINNING	LAST 15	STRENGTH OF	OPP. STRENGTH	TEAM	ADJ	CONF.	ADJ CONF.			
Average RPI Loss:	113	RECORD	PCT. RANK	GAMES	SCHEDULE	OF SCHEDULE	RPI	RPI	RPI	RPI			
DIV. I ONLY		19-36-0	.34545	253	6-9-0	144	129	215	.46321	215	8	9	
DIV. I NON-CONF.		9-17-0	.34615	235	3-3-0	199	187	232	.44593	231	9	9	
<hr/>													
TOTALS	RPI 1-25	RPI 26-50		W-L RECORDS		RPI 51-100		RPI 101-150		RPI 150+			
19-36-0	1-3-0	1-4-0		OVERALL		2-14-0		5-6-0		10-9-0			
9-19-0	1-2-0	0-2-0		HOME		1-8-0		2-4-0		5-3-0			
9-17-0	0-1-0	1-2-0		AWAY		1-6-0		3-2-0		4-6-0			
1-0-0	0-0-0	0-0-0		NEUTRAL		0-0-0		0-0-0		1-0-0			
9-17-0	0-1-0	0-0-0		NON-CONFERENCE		0-7-0		2-3-0		7-6-0			
6-8-0	0-0-0	0-0-0		HOME		0-3-0		1-2-0		5-3-0			
2-9-0	0-1-0	0-0-		AWAY		0-4-0		1-1-0		1-3-0			
1-0-0	0-0-0	0-0-0		NEUTRAL		0-0-0		0-0-0		1-0-0			
10-19-0	1-2-0	1-4-0		CONFERENCE		2-7-0		3-3-0		3-3-0			
3-11-0	1-2-0	0-2-0		HOME		1-5-0		1-2-0		0-0-0			
7-8-0	0-0-0	1-2-0		AWAY		1-2-0		2-1-0		3-3-0			
0-0-0	0-0-0	0-0-0		NEUTRAL		0-0-0		0-0-0		0-0-0			
RPI	S	Opponent	Score	RPI	S	Opponent	Score	RPI	S	Opponent	Score		
5	A	South Carolina	2 18	39	H	East Tenn. St.	4 6	56	H	Mercer	3 11		
20	H	Stetson	4 10	39	H	East Tenn. St.	3 6	56	H	Mercer	6 13		
20	H	Stetson	6 0	46	A	Jacksonville	4 12	56	H	Mercer	3 5		
20	H	Stetson	2 9	46	A	Jacksonville	6 13	58	H	Belmont	6 16		
				46	A	Jacksonville	7 6	58	H	Belmont	6 5		
								58	H	Belmont	1 5		
								62	A	Col. of Charleston	0 4		
								62	H	Col. of Charleston	6 10		
								73	A	Charlotte	6 18		
								79	A	Virginia Tech	4 6		
								79	H	Virginia Tech	0 10		
								92	A	Gardner-Webb	7 13		
								92	H	Gardner-Webb	5 8		
								95	A	Kennesaw St.	0 10		
								95	A	Kennesaw St.	3 4		
								95	A	Kennesaw St.	13 9		
										198	H	Presbyterian	8 5
										214	A	Lipscomb	4 5
										214	A	Lipscomb	7 10
										214	A	Lipscomb	4 3
										216	A	Wofford	7 8
										216	H	Wofford	12 7
										216	H	Wofford	11 15
										244	H	George Mason	16 4
										253	H	Iona	9 5
										255	A	Campbell	8 3
										255	A	Campbell	1 11
										255	A	Campbell	5 1
										255	A	Campbell	11 3
										255	A	Campbell	11 3
										255	A	Campbell	11 3
										255	A	Campbell	11 3
										255	A	Campbell	11 3
										255	A	Campbell	11 3
										255	A	Campbell	11 3
										255	A	Campbell	11 3
										255	A	Campbell	11 3
										255	A	Campbell	11 3
										255	A	Campbell	11 3
										255	A	Campbell	11 3
										255	A	Campbell	11 3
										255	A	Campbell	11 3
										255	A	Campbell	11 3
										255	A	Campbell	11 3
										255	A	Campbell	11 3
										255	A	Campbell	11 3
										255	A	Campbell	11 3
										255	A	Campbell	11 3
										255	A	Campbell	11 3
										255	A	Campbell	11 3
										255	A	Campbell	11 3
										255	A	Campbell	11 3
										255	A	Campbell	11 3
										255	A	Campbell	11 3
										255	A	Campbell	11 3
										255	A	Campbell	11 3
										255	A	Campbell	11 3
										255	A	Campbell	11 3
										255	A	Campbell	11 3
										255	A	Campbell	11 3
										255	A	Campbell	11 3
										255	A	Campbell	11 3
										255	A	Campbell	11 3
										255	A	Campbell	11 3
										255	A	Campbell	11 3
										255	A	Campbell	11 3
										255	A	Campbell	11 3
										255	A	Campbell	11 3
										255	A	Campbell	11 3
										255	A	Campbell	11 3
										255	A	Campbell	11 3
										255	A	Campbell	11 3
										255	A	Campbell	11 3
										255	A	Campbell	11 3
										255	A	Campbell</	

Non-Div. I Games:

S.C. Upstate

56	H	Mercer	6	13
196	N	Citadel	8	5

RPI	S	Opponent	Score	
274	H	Butler	9	10
284	A	N.C. A&T	5	16
284	H	N.C. A&T	12	7

Average RPI Win:		210	WON-LOST RECORD		WINNING PCT. RANK		LAST 15 GAMES		STRENGTH OF SCHEDULE		OPP. STRENGTH OF SCHEDULE		TEAM RPI		ADJ RPI		CONF. RPI		ADJ CONF. RPI	
DIV. I ONLY			28-24-0		.53846 116		10-5-0		245		198		183		.48469 180		28		28	
DIV. I NON-CONF.			28-24-0		.53846 126		10-5-0		233		217		173		.48469 172		27		29	
TOTALS		RPI 1-25		RPI 26-50		W-L RECORDS		RPI 51-100		RPI 101-150		RPI 150+								
28-24-0		0-0-0		0-1-0		OVERALL		3-8-0		4-3-0		21-12-0								
19-4-0		0-0-0		0-1-0		HOME		0-0-0		4-0-0		15-3-0								
9-16-0		0-0-0		0-0-0		AWAY		3-5-0		0-2-0		6-9-0								
0-4-0		0-0-0		0-0-0		NEUTRAL		0-3-0		0-1-0		0-0-0								
28-24-0		0-0-0		0-1-0		NON-CONFERENCE		3-8-0		4-3-0		21-12-0								
19-4-0		0-0-0		0-1-0		HOME		0-0-0		4-0-0		15-3-0								
9-16-0		0-0-0		0-0-		AWAY		3-5-0		0-2-0		6-9-0								
0-4-0		0-0-0		0-0-0		NEUTRAL		0-3-0		0-1-0		0-0-0								
0-0-0		0-0-0		0-0-0		CONFERENCE		0-0-0		0-0-0		0-0-0								
0-0-0		0-0-0		0-0-0		HOME		0-0-0		0-0-0		0-0-0								
0-0-0		0-0-0		0-0-0		AWAY		0-0-0		0-0-0		0-0-0								
0-0-0		0-0-0		0-0-0		NEUTRAL		0-0-0		0-0-0		0-0-0								
RPI	S	Opponent		Score		RPI	S	Opponent		Score		RPI	S	Opponent		Score				
				35	H	Creighton	3	4	57	N	Seton Hall	2	3	112	H	Austin Peay	1	0		
									60	A	Illinois St.	2	8	125	A	Evansville	3	5		
									67	A	Samford	2	5	125	H	Evansville	4	1		
									67	A	Samford	1	13	126	A	Bethune-Cookman	8	10		
									67	A	Samford	8	5	131	H	Arkansas St.	6	5		
									72	A	Oral Roberts	5	13	131	H	Arkansas St.	2	1		
									72	A	Oral Roberts	3	6	139	N	Boston College	0	15		
									72	A	Oral Roberts	6	2	152	A	Jacksonville St.	0	4		
									76	A	Missouri	7	2	152	A	Jacksonville St.	1	3		
									82	N	Michigan St.	6	12	152	A	Jacksonville St.	8	5		
									82	N	Michigan St.	1	8	162	A	Central Ark.	4	14		
														162	A	Central Ark.	4	5		
														162	A	Central Ark.	13	16		
														166	A	Indiana St.	0	3		
														166	H	Indiana St.	10	9		
														166	H	Indiana St.	4	2		
														175	A	St. Louis	0	11		
														175	H	St. Louis	5	10		
														213	A	Bradley	10	9		
														213	H	Bradley	2	8		
														223	A	UT Martin	14	20		
														223	A	UT Martin	6	7		
														223	A	UT Martin	13	2		
														239	H	Valparaiso	5	9		
														239	H	Valparaiso	1	0		
														241	H	Eastern Ill.	10	1		
														241	H	Eastern Ill.	2	1		

Non-Div. I Games:

SIU Edwardsville

241	H	Eastern Ill.	2	1
241	H	Eastern Ill.	10	1

RPI	S	Opponent	Score	
241	H	Eastern Ill.	5	3
254	H	Eastern Ky.	4	1
254	H	Eastern Ky.	5	1
254	H	Eastern Ky.	2	1
265	A	Murray St.	17	7
265	A	Murray St.	4	2
265	A	Murray St.	15	4
279	H	Morehead St.	14	5
279	H	Morehead St.	6	4
279	H	Morehead St.	15	9
296	H	Chicago St.	7	3
296	H	Chicago St.	14	0
296	H	Chicago St.	6	5

SIU Edwardsville

SIU Edwardsville

SIU Edwardsville

Average RPI Win: 188		WON-LOST	WINNING	LAST 15	STRENGTH OF		OPP. STRENGTH	TEAM	ADJ	CONF.	ADJ CONF.
Average RPI Loss: 131		RECORD	PCT. RANK	GAMES	SCHEDULE		OF SCHEDULE	RPI	RPI	RPI	RPI
DIV. I ONLY		19-39-0	.32759	265	5-10-0		157	179	234	.45349	234
DIV. I NON-CONF.		13-21-0	.38235	220	0-0-0		229	218	236	.44542	235
TOTALS		RPI 1-25	RPI 26-50		W-L RECORDS		RPI 51-100		RPI 101-150		RPI 150+
19-39-0		1-3-0	0-3-0		OVERALL		0-5-0		3-13-0		15-15-0
9-19-0		1-3-0	0-0-0		HOME		0-0-0		2-11-0		6-5-0
10-20-0		0-0-0	0-3-0		AWAY		0-5-0		1-2-0		9-10-0
0-0-0		0-0-0	0-0-0		NEUTRAL		0-0-0		0-0-0		0-0-0
13-21-0		0-0-0	0-3-0		NON-CONFERENCE		0-1-0		1-7-0		12-10-0
6-10-0		0-0-0	0-0-0		HOME		0-0-0		0-5-0		6-5-0
7-11-0		0-0-0	0-0-0		AWAY		0-1-0		1-2-0		6-5-0
0-0-0		0-0-0	0-0-0		NEUTRAL		0-0-0		0-0-0		0-0-0
6-18-0		1-3-0	0-0-0		CONFERENCE		0-4-0		2-6-0		3-5-0
3-9-0		1-3-0	0-0-0		HOME		0-0-0		2-6-0		0-0-0
3-9-0		0-0-0	0-0-0		AWAY		0-4-0		0-0-0		3-5-0
0-0-0		0-0-0	0-0-0		NEUTRAL		0-0-0		0-0-0		0-0-0
RPI S	Opponent	Score	RPI S	Opponent	Score	RPI S	Opponent	Score	RPI S	Opponent	Score
23 H	Fresno St.	0 2	27 A	UC Irvine	5 9	68 A	Hawaii	2 3	110 H	UC Riverside	3 4
23 H	Fresno St.	4 12	27 A	UC Irvine	7 9	68 A	Hawaii	1 16	110 H	UC Riverside	2 18
23 H	Fresno St.	2 1	27 A	UC Irvine	3 5	68 A	Hawaii	2 3	110 H	UC Riverside	0 2
23 H	Fresno St.	3 7				68 A	Hawaii	3 5	124 H	San Jose St.	2 0
						90 A	San Francisco	2 3	124 H	San Jose St.	3 5
									124 H	San Jose St.	4 5
									124 H	San Jose St.	0 3
									128 H	Minnesota	5 7
									128 H	Minnesota	1 3
									133 H	Louisiana Tech	1 4
									133 H	Louisiana Tech	3 8
									133 H	Louisiana Tech	1 2
									133 H	Louisiana Tech	5 4
									135 A	UC Santa Barbara	9 10
									135 A	UC Santa Barbara	3 2
									135 A	UC Santa Barbara	2 4
									158 A	New Mexico St.	19 11
									158 A	New Mexico St.	7 8
									158 A	New Mexico St.	15 8
									158 A	New Mexico St.	9 11
									174 A	Nevada	4 2
									174 A	Nevada	7 10
									174 A	Nevada	3 8
									174 A	Nevada	0 10
									190 A	St. Mary's (CA)	5 4
									190 H	St. Mary's (CA)	1 2
									207 H	Utah Valley	1 4
LAST 15 GAMES			LAST 15 GAMES			LAST 15 GAMES			LAST 15 GAMES		
			133 H	Louisiana Tech	3 8				174 A	Nevada	4 2
			133 H	Louisiana Tech	1 2				158 A	New Mexico St.	19 11
			133 H	Louisiana Tech	5 4				158 A	New Mexico St.	9 11
			133 H	Louisiana Tech	1 4						
			174 A	Nevada	0 10						

Non-Div. I Games:

Sacramento St.

Sacramento St.

174	A	Nevada	3	8
174	A	Nevada	7	10

Through Games Of 2011 Final

RPI	S	Opponent	Score	
207	H	Utah Valley	6	3
207	H	Utah Valley	0	6
210	A	Pacific	2	3
210	H	Pacific	2	8
211	A	UC Davis	4	3
211	A	UC Davis	0	1
211	H	UC Davis	6	4
211	H	UC Davis	3	2
219	A	Cal St. Northridge	5	10
219	A	Cal St. Northridge	3	1
219	A	Cal St. Northridge	7	13
231	H	Air Force	7	8
231	H	Air Force	2	1
231	H	Air Force	9	6
231	H	Air Force	3	2
240	A	Seattle	3	2
240	A	Seattle	1	2
240	A	Seattle	3	1
240	A	Seattle	10	7

Sacramento St.

S
a
c
r
a
m
e
n
t
o
s
t
.

S
a
c
r
a
m
e
n
t
o
s
t
.

245	H	Wagner	5	4
245	H	Wagner	4	3

RPI	S	Opponent	Score	
253	A	Iona	14	6
259	A	Quinnipiac	14	2
259	A	Quinnipiac	4	2
259	A	Quinnipiac	1	0
259	A	Quinnipiac	5	6
281	A	Mt. St. Mary's	7	0
281	A	Mt. St. Mary's	10	8
281	A	Mt. St. Mary's	10	2
281	A	Mt. St. Mary's	5	3
286	H	Fairleigh Dickinson	9	5
286	H	Fairleigh Dickinson	8	5
286	H	Fairleigh Dickinson	11	10
286	H	Fairleigh Dickinson	7	3

Average RPI Win:		145	WON-LOST RECORD		WINNING PCT. RANK	LAST 15 GAMES		STRENGTH OF SCHEDULE		OPP. STRENGTH OF SCHEDULE	TEAM RPI	ADJ RPI		CONF. RPI	ADJ CONF. RPI				
DIV. I ONLY			35-24-0		.59322	72	7-8-0		126	94	81	.5355 78		9	8				
DIV. I NON-CONF.			17-6-0		.73913	24	1-0-0		179	89	47	.55928 46		10	10				
TOTALS		RPI 1-25		RPI 26-50		W-L RECORDS		RPI 51-100		RPI 101-150		RPI 150+							
35-24-0		2-1-0		1-5-0		OVERALL		9-8-0		10-6-0		13-4-0							
23-9-0		0-1-0		1-0-0		HOME		3-5-0		7-2-0		12-1-0							
10-14-0		2-0-0		0-5-0		AWAY		4-3-0		3-3-0		1-3-0							
2-1-0		0-0-0		0-0-0		NEUTRAL		2-0-0		0-1-0		0-0-0							
17-6-0		2-1-0		1-1-0		NON-CONFERENCE		4-3-0		0-0-0		10-1-0							
13-1-0		0-1-0		1-0-0		HOME		2-0-0		0-0-0		10-0-0							
3-5-0		2-0-0		0-0-		AWAY		1-3-0		0-0-0		0-1-0							
1-0-0		0-0-0		0-0-0		NEUTRAL		1-0-0		0-0-0		0-0-0							
18-18-0		0-0-0		0-4-0		CONFERENCE		5-5-0		10-6-0		3-3-0							
10-8-0		0-0-0		0-0-0		HOME		1-5-0		7-2-0		2-1-0							
7-9-0		0-0-0		0-4-0		AWAY		3-0-0		3-3-0		1-2-0							
1-1-0		0-0-0		0-0-0		NEUTRAL		1-0-0		0-1-0		0-0-0							
RPI S	Opponent		Score		RPI S	Opponent		Score		RPI S	Opponent		Score		RPI S	Opponent		Score	
9 A	Texas A&M		8	5	31 H	Baylor		3	2	59 H	Southeastern La.		2	4	108 H	Texas-Arlington		4	3
12 A	Rice		7	0	40 A	Texas St.		3	5	59 H	Southeastern La.		10	4	108 H	Texas-Arlington		2	4
12 H	Rice		2	5	40 A	Texas St.		2	13	59 H	Southeastern La.		4	5	108 H	Texas-Arlington		4	8
					40 A	Texas St.		3	6	59 N	Southeastern La.		12	0	120 H	Lamar		3	2
					40 A	Texas St.		1	8	63 A	Houston		3	9	120 H	Lamar		9	4
					41 A	Dallas Baptist		3	5	63 H	Houston		9	0	120 H	Lamar		3	2
										69 H	Nebraska		10	9	140 A	McNeese St.		5	6
										69 N	Nebraska		7	1	140 A	McNeese St.		11	5
										77 A	Tulane		2	3	140 A	McNeese St.		6	1
										77 A	Tulane		3	2	147 H	UTSA		6	3
										77 A	Tulane		2	3	147 H	UTSA		5	1
										85 H	A&M-Corpus Christi		1	5	147 H	UTSA		10	5
										85 H	A&M-Corpus Christi		1	5	150 A	Nicholls St.		0	7
										85 H	A&M-Corpus Christi		4	6	150 A	Nicholls St.		0	12
										93 A	Stephen F. Austin		7	3	150 A	Nicholls St.		5	2
										93 A	Stephen F. Austin		3	2	150 N	Nicholls St.		1	4
										93 A	Stephen F. Austin		5	1	162 A	Central Ark.		5	2
															162 A	Central Ark.		2	5
															162 A	Central Ark.		0	16
															167 H	Northwestern St.		3	0
															167 H	Northwestern St.		3	2
															167 H	Northwestern St.		0	3
															225 H	Michigan		11	3
															225 H	Michigan		8	0
															235 H	Massachusetts		9	1
															235 H	Massachusetts		6	2
															260 H	Northern Colo.		12	11
LAST 15 GAMES																			
					40 A	Texas St.		2	13	162 A	Central Ark.		5	2	225 H	Michigan		11	3
					150 N	Nicholls St.		1	4	162 A	Central Ark.		0	16	225 H	Michigan		8	0
					59 N	Southeastern La.		12	0	93 A	Stephen F. Austin		3	2	235 H	Massachusetts		9	1
					85 H	A&M-Corpus Christi		4	6						235 H	Massachusetts		6	2
					85 H	A&M-Corpus Christi		1	5						260 H	Northern Colo.		12	11

Non-Div. I Games:

Sam Houston St.

85 H A&M-Corpus Christi	1	5
162 A Central Ark.	2	5

RPI	S	Opponent	Score	
260	H	Northern Colo.	11	4
262	H	Houston Baptist	13	0
262	H	Houston Baptist	5	4
264	H	Prairie View	13	7
268	A	Texas Southern	6	8
268	H	Texas Southern	2	0

S
a
m
H
o
u
s
t
o
n
S
t
.

S
a
m
H
o
u
s
t
o
n
S
t
.

Average RPI Win: 153		WON-LOST RECORD	WINNING PCT. RANK	LAST 15 GAMES	STRENGTH OF SCHEDULE	OPP. STRENGTH OF SCHEDULE	TEAM RPI	ADJ RPI		CONF. RPI	ADJ CONF. RPI				
Average RPI Loss: 107															
DIV. I ONLY		37-23-0	.61667	58	10-5-0	112	147	72	.53996	67	15	15			
DIV. I NON-CONF.		16-10-0	.61538	77	3-2-0	130	164	82	.53766	78	15	15			
<hr/>															
TOTALS		RPI 1-25		RPI 26-50		W-L RECORDS		RPI 51-100		RPI 101-150		RPI 150+			
37-23-0		0-0-0		5-9-0		OVERALL		7-5-0		7-2-0		18-7-0			
22-9-0		0-0-0		2-1-0		HOME		6-4-0		0-0-0		14-4-0			
12-13-0		0-0-0		3-8-0		AWAY		1-0-0		4-2-0		4-3-0			
3-1-0		0-0-0		0-0-0		NEUTRAL		0-1-0		3-0-0		0-0-0			
16-10-0		0-0-0		4-7-0		NON-CONFERENCE		2-0-0		0-0-0		10-3-0			
13-3-0		0-0-0		2-1-0		HOME		1-0-0		0-0-0		10-2-0			
3-7-0		0-0-0		2-0-		AWAY		1-0-0		0-0-0		0-1-0			
0-0-0		0-0-0		0-0-0		NEUTRAL		0-0-0		0-0-0		0-0-0			
21-13-0		0-0-0		1-2-0		CONFERENCE		5-5-0		7-2-0		8-4-0			
9-6-0		0-0-0		0-0-0		HOME		5-4-0		0-0-0		4-2-0			
9-6-0		0-0-0		1-2-0		AWAY		0-0-0		4-2-0		4-2-0			
3-1-0		0-0-0		0-0-0		NEUTRAL		0-1-0		3-0-0		0-0-0			
RPI	S	Opponent	Score	RPI	S	Opponent	Score	RPI	S	Opponent	Score				
				33	A	Alabama	4 2	62	H	Col. of Charleston	6 5	134	A	Appalachian St.	0 4
				33	H	Alabama	5 7	62	H	Col. of Charleston	4 1	134	A	Appalachian St.	5 4
				42	A	Ole Miss	0 3	62	H	Col. of Charleston	8 11	134	A	Appalachian St.	8 3
				43	A	Auburn	8 0	74	A	UAB	9 2	134	N	Appalachian St.	5 3
				43	H	Auburn	9 8	74	H	UAB	5 4	134	N	Appalachian St.	2 1
				46	A	Jacksonville	4 11	80	H	Ga. Southern	9 2	144	A	Furman	3 2
				46	A	Jacksonville	7 8	80	H	Ga. Southern	5 4	144	A	Furman	3 5
				46	A	Jacksonville	1 6	80	H	Ga. Southern	2 9	144	A	Furman	11 5
				46	A	Jacksonville	0 4	80	N	Ga. Southern	0 1	144	N	Furman	7 1
				47	A	Elon	2 4	94	H	UNC Greensboro	3 5	152	A	Jacksonville St.	2 5
				47	A	Elon	11 0	94	H	UNC Greensboro	1 4	152	H	Jacksonville St.	7 4
				47	A	Elon	8 10	94	H	UNC Greensboro	7 5	180	H	SIU Edwardsville	13 1
				49	A	Troy	1 14					180	H	SIU Edwardsville	5 2
				49	H	Troy	6 1					180	H	SIU Edwardsville	5 8
												193	A	Western Caro.	3 4
												193	A	Western Caro.	11 6
												193	A	Western Caro.	2 3
												196	A	Citadel	4 3
												196	A	Citadel	8 7
												196	A	Citadel	2 1
												212	H	Toledo	10 0
												212	H	Toledo	3 0
												212	H	Toledo	3 8
												216	H	Wofford	7 1
												216	H	Wofford	5 1
												216	H	Wofford	1 2
												222	H	Davidson	8 5
				LAST 15 GAMES											
				80	N	Ga. Southern	0 1	49	A	Troy	1 14				
				134	N	Appalachian St.	2 1	216	H	Wofford	5 1				
				144	N	Furman	7 1	216	H	Wofford	1 2				
				134	N	Appalachian St.	5 3								
				62	H	Col. of Charleston	6 5								

Non-Div. I Games:

Samford

62	H	Col. of Charleston	4	1
62	H	Col. of Charleston	8	11

RPI	S	Opponent	Score	
222	H	Davidson	4	6
222	H	Davidson	4	1
250	H	Western Ill.	18	1
250	H	Western Ill.	4	0
250	H	Western Ill.	16	8
298	H	Alabama A&M	10	0
298	H	Alabama A&M	14	1

Samford

S
a
m
f
o
r
d

S
a
m
f
o
r
d

Average RPI Win:		172	WON-LOST RECORD		WINNING PCT. RANK		LAST 15 GAMES		STRENGTH OF SCHEDULE		OPP. STRENGTH OF SCHEDULE		TEAM RPI		ADJ RPI		CONF. RPI		ADJ CONF. RPI				
DIV. I ONLY			20-31-0		.39216	227		9-5-0		75		77		168		.48972		173		17			
DIV. I NON-CONF.			9-21-0		.3	253		1-1-0		33		21		167		.48736		167		14			
TOTALS		RPI 1-25		RPI 26-50				W-L RECORDS		RPI 51-100				RPI 101-150				RPI 150+					
20-31-0		1-7-0		1-9-0				OVERALL		2-10-0				2-1-0				14-4-0					
12-19-0		1-3-0		1-8-0				HOME		2-4-0				2-0-0				6-4-0					
8-12-0		0-4-0		0-1-0				AWAY		0-6-0				0-1-0				8-0-0					
0-0-0		0-0-0		0-0-0				NEUTRAL		0-0-0				0-0-0				0-0-0					
9-21-0		1-7-0		1-9-0				NON-CONFERENCE		0-3-0				2-1-0				5-1-0					
7-15-0		1-3-0		1-8-0				HOME		0-3-0				2-0-0				3-1-0					
2-6-0		0-4-0		0-0-				AWAY		0-0-0				0-1-0				2-0-0					
0-0-0		0-0-0		0-0-0				NEUTRAL		0-0-0				0-0-0				0-0-0					
11-10-0		0-0-0		0-0-0				CONFERENCE		2-7-0				0-0-0				9-3-0					
5-4-0		0-0-0		0-0-0				HOME		2-1-0				0-0-0				3-3-0					
6-6-0		0-0-0		0-0-0				AWAY		0-6-0				0-0-0				6-0-0					
0-0-0		0-0-0		0-0-0				NEUTRAL		0-0-0				0-0-0				0-0-0					
RPI	S	Opponent		Score		RPI	S	Opponent		Score		RPI	S	Opponent		Score		RPI	S	Opponent		Score	
4	H	Vanderbilt		1	3	26	H	California		2	6	54	H	Oregon		7	10	110	A	UC Riverside		8	11
4	H	Vanderbilt		3	7	27	A	UC Irvine		7	8	54	H	Oregon		3	6	110	H	UC Riverside		4	1
4	H	Vanderbilt		3	4	27	H	UC Irvine		0	5	54	H	Oregon		4	6	136	H	Winthrop		7	5
15	A	Cal St. Fullerton		4	6	30	H	Oklahoma		1	7	75	A	Gonzaga		1	3	160	A	San Diego St.		6	3
15	H	Cal St. Fullerton		12	8	32	H	Connecticut		0	4	75	A	Gonzaga		2	10	160	A	San Diego St.		9	2
23	A	Fresno St.		4	7	32	H	Connecticut		4	6	75	A	Gonzaga		6	11	171	H	Pepperdine		10	11
23	A	Fresno St.		2	3	32	H	Connecticut		0	17	90	H	San Francisco		3	4	171	H	Pepperdine		4	3
23	A	Fresno St.		0	6	32	H	Connecticut		3	2	90	H	San Francisco		7	5	171	H	Pepperdine		13	3
						44	H	Coastal Caro.		3	8	90	H	San Francisco		12	8	186	H	Portland		9	0
						44	H	Coastal Caro.		0	6	98	A	Loyola Marymount		4	5	186	H	Portland		2	3
												98	A	Loyola Marymount		3	6	186	H	Portland		2	14
												98	A	Loyola Marymount		4	5	190	A	St. Mary's (CA)		10	0
																		190	A	St. Mary's (CA)		7	3
																		190	A	St. Mary's (CA)		8	2
																		228	A	Santa Clara		6	4
																		228	A	Santa Clara		9	8
																		228	A	Santa Clara		16	6
																		289	H	New Orleans		9	4
																		289	H	New Orleans		12	5
																		289	H	New Orleans		0	2
																		289	H	New Orleans		11	3
						LAST 15 GAMES																	
						98	A	Loyola Marymount		4	5	110	H	UC Riverside		4	1						
						98	A	Loyola Marymount		3	6	90	H	San Francisco		12	8						
						98	A	Loyola Marymount		4	5	90	H	San Francisco		7	5						
						15	A	Cal St. Fullerton		4	6												
						228	A	Santa Clara		16	6												

Non-Div. I Games: Pt. Loma Nazarene 10 0 San Diego Christian 11 3

San Diego

228 A Santa Clara	9	8
228 A Santa Clara	6	4

S
a
n
D
i
e
g
o

S
a
n
D
i
e
g
o

[illegible]

Non-Div. I Games:

San Diego St.

87	A	UNLV	3	4
129	H	BYU	3	9

RPI	S	Opponent	Score	
219	H	Cal St. Northridge	6	5
219	H	Cal St. Northridge	10	0
231	A	Air Force	3	7
231	A	Air Force	15	1
231	A	Air Force	7	14

Average RPI Win:	145	WON-LOST	WINNING	LAST 15	STRENGTH OF	OPP. STRENGTH	TEAM	ADJ	CONF.	ADJ CONF.		
Average RPI Loss:	90	RECORD	PCT. RANK	GAMES	SCHEDULE	OF SCHEDULE	RPI	RPI	RPI	RPI		
DIV. I ONLY		31-25-0	.55357	106	10-5-0	114	81	96	.52906	90	17	17
DIV. I NON-CONF.		15-20-0	.42857	190	2-2-0	80	30	129	.51264	123	14	14
<hr/>												
TOTALS	RPI 1-25	RPI 26-50		W-L RECORDS		RPI 51-100		RPI 101-150		RPI 150+		
31-25-0	1-5-0	2-6-0		OVERALL		7-5-0		4-1-0		17-8-0		
15-4-0	0-0-0	0-1-0		HOME		4-1-0		1-0-0		10-2-0		
12-17-0	1-5-0	2-4-0		AWAY		2-3-0		1-1-0		6-4-0		
4-4-0	0-0-0	0-1-0		NEUTRAL		1-1-0		2-0-0		1-2-0		
<hr/>												
15-20-0	1-5-0	2-6-0		NON-CONFERENCE		2-4-0		4-1-0		6-4-0		
5-2-0	0-0-0	0-1-0		HOME		1-1-0		1-0-0		3-0-0		
6-14-0	1-5-0	2-0-		AWAY		0-2-0		1-1-0		2-2-0		
4-4-0	0-0-0	0-1-0		NEUTRAL		1-1-0		2-0-0		1-2-0		
<hr/>												
16-5-0	0-0-0	0-0-0		CONFERENCE		5-1-0		0-0-0		11-4-0		
10-2-0	0-0-0	0-0-0		HOME		3-0-0		0-0-0		7-2-0		
6-3-0	0-0-0	0-0-0		AWAY		2-1-0		0-0-0		4-2-0		
0-0-0	0-0-0	0-0-0		NEUTRAL		0-0-0		0-0-0		0-0-0		
<hr/>												
RPI S	Opponent	Score	RPI S	Opponent	Score	RPI S	Opponent	Score	RPI S	Opponent	Score	
19 A	Arizona	0 14	26 A	California	7 6	53 A	Cal St. Bakersfield	2 6	101 H	Cal Poly	4 0	
19 A	Arizona	0 7	26 H	California	0 4	53 H	Cal St. Bakersfield	3 1	120 A	Lamar	3 1	
19 A	Arizona	5 8	27 N	UC Irvine	3 4	54 A	Oregon	0 4	124 A	San Jose St.	0 10	
23 A	Fresno St.	3 5	34 A	UCLA	1 4	54 N	Oregon	1 6	124 N	San Jose St.	10 0	
23 A	Fresno St.	3 4	34 A	UCLA	0 3	65 H	Long Beach St.	4 5	135 N	UC Santa Barbara	3 2	
23 A	Fresno St.	4 3	34 A	UCLA	1 4	75 A	Gonzaga	4 2	158 N	New Mexico St.	12 1	
			34 A	UCLA	3 0	75 A	Gonzaga	4 2	158 N	New Mexico St.	6 7	
			34 A	UCLA	0 1	75 A	Gonzaga	5 7	171 H	Pepperdine	7 2	
						81 N	La.-Lafayette	4 0	171 H	Pepperdine	3 2	
						98 H	Loyola Marymount	7 6	171 H	Pepperdine	8 6	
						98 H	Loyola Marymount	5 4	173 A	San Diego	8 12	
						98 H	Loyola Marymount	11 7	173 A	San Diego	5 7	
									173 A	San Diego	4 3	
									186 A	Portland	6 1	
									186 A	Portland	6 1	
									186 A	Portland	19 2	
									190 H	St. Mary's (CA)	5 6	
									190 H	St. Mary's (CA)	1 0	
									190 H	St. Mary's (CA)	4 9	
									210 A	Pacific	4 2	
									210 A	Pacific	11 3	
									210 A	Pacific	0 3	
									211 A	UC Davis	2 4	
									211 H	UC Davis	6 2	
									211 H	UC Davis	8 4	
									219 N	Cal St. Northridge	2 3	
									228 H	Santa Clara	9 5	
<hr/>												
LAST 15 GAMES												
34 A	UCLA	1 4	171 H	Pepperdine	8 6	210 A	Pacific	0 3				
27 N	UC Irvine	3 4	171 H	Pepperdine	7 2	211 A	UC Davis	2 4				
34 A	UCLA	3 0	171 H	Pepperdine	3 2	211 H	UC Davis	6 2				
75 A	Gonzaga	4 2				211 H	UC Davis	8 4				
75 A	Gonzaga	5 7				219 N	Cal St. Northridge	2 3				
						228 H	Santa Clara	9 5				

Non-Div. I Games: San Fran. St. 8 4

San Francisco

75	A	Gonzaga	4	2
53	H	Cal St. Bakersfield	3	1

RPI	S	Opponent	Score	
228	H	Santa Clara	5	4
228	H	Santa Clara	15	4
234	H	Sacramento St.	3	2

Average RPI Win:		170	WON-LOST RECORD		WINNING PCT. RANK	LAST 15 GAMES		STRENGTH OF SCHEDULE		OPP. STRENGTH OF SCHEDULE	TEAM RPI	ADJ RPI	CONF. RPI	ADJ CONF. RPI			
Average RPI Loss:		132															
DIV. I ONLY			35-26-0		.57377	92	5-10-0		203	138	128	.51056	124	11	13		
DIV. I NON-CONF.			22-11-0		.66667	50	1-2-0		256	152	122	.51453	119	16	16		
TOTALS		RPI 1-25		RPI 26-50		W-L RECORDS		RPI 51-100		RPI 101-150		RPI 150+					
35-26-0		2-4-0		2-1-0		OVERALL		2-5-0		6-3-0		23-13-0					
20-9-0		2-3-0		0-0-0		HOME		1-0-0		4-1-0		13-5-0					
13-14-0		0-1-0		2-1-0		AWAY		1-3-0		2-1-0		8-8-0					
2-3-0		0-0-0		0-0-0		NEUTRAL		0-2-0		0-1-0		2-0-0					
22-11-0		0-2-0		2-1-0		NON-CONFERENCE		1-1-0		3-1-0		16-6-0					
14-3-0		0-1-0		0-0-0		HOME		1-0-0		1-0-0		12-2-0					
8-7-0		0-1-0		2-0-		AWAY		0-0-0		2-1-0		4-4-0					
0-1-0		0-0-0		0-0-0		NEUTRAL		0-1-0		0-0-0		0-0-0					
13-15-0		2-2-0		0-0-0		CONFERENCE		1-4-0		3-2-0		7-7-0					
6-6-0		2-2-0		0-0-0		HOME		0-0-0		3-1-0		1-3-0					
5-7-0		0-0-0		0-0-0		AWAY		1-3-0		0-0-0		4-4-0					
2-2-0		0-0-0		0-0-0		NEUTRAL		0-1-0		0-1-0		2-0-0					
RPI	S	Opponent		Score		RPI	S	Opponent		Score		RPI	S	Opponent		Score	
13	A	Stanford		2	5	34	A	UCLA		5	3	68	A	Hawaii		2	5
13	H	Stanford		1	3	34	A	UCLA		2	12	68	A	Hawaii		8	9
23	H	Fresno St.		3	5	34	A	UCLA		8	3	68	A	Hawaii		7	3
23	H	Fresno St.		4	3							68	A	Hawaii		2	8
23	H	Fresno St.		3	1							68	N	Hawaii		1	2
23	H	Fresno St.		1	5							90	H	San Francisco		10	0
												90	N	San Francisco		0	10

Non-Div. I Games:

San Jose St.

San Jose St.

174 H Nevada	6	7
174 H Nevada	11	10

Through Games Of 2011 Final

RPI	S	Opponent	Score	
211	H	UC Davis	1	9
211	H	UC Davis	5	2
211	H	UC Davis	5	4
228	A	Santa Clara	2	3
228	H	Santa Clara	3	6
228	H	Santa Clara	4	2
230	H	Brown	11	4
230	H	Brown	9	4
234	A	Sacramento St.	3	0
234	A	Sacramento St.	0	2
234	A	Sacramento St.	5	3
234	A	Sacramento St.	5	4
237	H	Albany (NY)	6	5
240	A	Seattle	2	6
240	A	Seattle	9	5
240	A	Seattle	6	5
252	H	Milwaukee	14	5
252	H	Milwaukee	11	4

San Jose St.

S
a
n
J
o
s
e
S
t
.

S
a
n
J
o
s
e
S
t
.

Average RPI Win:	195	WON-LOST RECORD	WINNING PCT. RANK	LAST 15 GAMES	STRENGTH OF SCHEDULE	OPP. STRENGTH OF SCHEDULE	TEAM RPI	ADJ RPI	CONF. RPI	ADJ CONF. RPI					
DIV. I ONLY		17-34-0	.33333	260	3-12-0	162	109	228	.45629	228	17	17			
DIV. I NON-CONF.		13-17-0	.43333	188	1-2-0	119	72	159	.49147	160	14	14			
<hr/>															
TOTALS	RPI 1-25	RPI 26-50		W-L RECORDS		RPI 51-100		RPI 101-150		RPI 150+					
17-34-0	0-6-0	0-2-0		OVERALL		1-11-0		2-4-0		14-11-0					
12-18-0	0-1-0	0-1-0		HOME		1-8-0		1-3-0		10-5-0					
5-16-0	0-5-0	0-1-0		AWAY		0-3-0		1-1-0		4-6-0					
0-0-0	0-0-0	0-0-0		NEUTRAL		0-0-0		0-0-0		0-0-0					
13-17-0	0-6-0	0-2-0		NON-CONFERENCE		1-2-0		2-4-0		10-3-0					
12-9-0	0-1-0	0-1-0		HOME		1-2-0		1-3-0		10-2-0					
1-8-0	0-5-0	0-0-		AWAY		0-0-0		1-1-0		0-1-0					
0-0-0	0-0-0	0-0-0		NEUTRAL		0-0-0		0-0-0		0-0-0					
4-17-0	0-0-0	0-0-0		CONFERENCE		0-9-0		0-0-0		4-8-0					
0-9-0	0-0-0	0-0-0		HOME		0-6-0		0-0-0		0-3-0					
4-8-0	0-0-0	0-0-0		AWAY		0-3-0		0-0-0		4-5-0					
0-0-0	0-0-0	0-0-0		NEUTRAL		0-0-0		0-0-0		0-0-0					
RPI	S	Opponent	Score	RPI	S	Opponent	Score	RPI	S	Opponent	Score	RPI	S	Opponent	Score
5	A	South Carolina	5 12	26	A	California	5 20	53	H	Cal St. Bakersfield	2 10	101	H	Cal Poly	2 7
5	A	South Carolina	1 2	26	H	California	1 4	53	H	Cal St. Bakersfield	4 3	103	H	Utah	4 7
5	A	South Carolina	0 6					53	H	Cal St. Bakersfield	2 7	103	H	Utah	3 5
13	A	Stanford	4 8					75	H	Gonzaga	3 8	124	A	San Jose St.	6 3
13	A	Stanford	1 9					75	H	Gonzaga	0 8	124	A	San Jose St.	2 4
13	H	Stanford	3 10					75	H	Gonzaga	0 9	124	H	San Jose St.	3 2
								90	A	San Francisco	5 9	171	A	Pepperdine	3 2
								90	A	San Francisco	4 15	171	A	Pepperdine	5 4
								90	A	San Francisco	4 5	171	A	Pepperdine	4 5
								98	H	Loyola Marymount	1 7	173	H	San Diego	8 9
								98	H	Loyola Marymount	0 3	173	H	San Diego	6 16
								98	H	Loyola Marymount	2 11	173	H	San Diego	4 6
												186	A	Portland	1 2
												186	A	Portland	3 5
												186	A	Portland	5 6
												190	A	St. Mary's (CA)	1 0
												190	A	St. Mary's (CA)	6 2
												190	A	St. Mary's (CA)	3 8
												210	H	Pacific	10 6
												211	A	UC Davis	0 5
												211	H	UC Davis	9 8
												211	H	UC Davis	5 9
												230	H	Brown	18 3
												230	H	Brown	5 1
												230	H	Brown	8 3
												230	H	Brown	17 3
												237	H	Albany (NY)	9 4
				LAST 15 GAMES											
				186	A	Portland	5 6	171	A	Pepperdine	5 4				
				186	A	Portland	1 2	171	A	Pepperdine	4 5				
				186	A	Portland	3 5	171	A	Pepperdine	3 2				
				173	H	San Diego	6 16								
				173	H	San Diego	8 9								

Non-Div. I Games:

Santa Clara

173	H	San Diego	4	6
211	A	UC Davis	0	5

RPI	S	Opponent	Score	
237	H	Albany (NY)	11	2
237	H	Albany (NY)	8	2
237	H	Albany (NY)	10	6
252	H	Milwaukee	0	3

Average RPI Win: 282		WON-LOST RECORD		WINNING PCT. RANK		LAST 15 GAMES		STRENGTH OF SCHEDULE		OPP. STRENGTH OF SCHEDULE		TEAM RPI		ADJ RPI		CONF. RPI		ADJ CONF. RPI				
DIV. I ONLY		21-22-0		.48837 160		6-6-0		300		291		283		.37446 292		28		28				
DIV. I NON-CONF.		16-21-0		.43243 189		3-6-0		293		290		280		.38221 291		27		29				
TOTALS		RPI 1-25		RPI 26-50		W-L RECORDS		RPI 51-100		RPI 101-150		RPI 150+										
21-22-0		0-4-0		0-0-0		OVERALL		0-3-0		1-2-0		20-13-0										
15-9-0		0-0-0		0-0-0		HOME		0-1-0		1-0-0		14-8-0										
6-12-0		0-4-0		0-0-0		AWAY		0-2-0		0-2-0		6-4-0										
0-1-0		0-0-0		0-0-0		NEUTRAL		0-0-0		0-0-0		0-1-0										
16-21-0		0-4-0		0-0-0		NON-CONFERENCE		0-3-0		1-2-0		15-12-0										
12-9-0		0-0-0		0-0-0		HOME		0-1-0		1-0-0		11-8-0										
4-11-0		0-4-0		0-0-		AWAY		0-2-0		0-2-0		4-3-0										
0-1-0		0-0-0		0-0-0		NEUTRAL		0-0-0		0-0-0		0-1-0										
5-1-0		0-0-0		0-0-0		CONFERENCE		0-0-0		0-0-0		5-1-0										
3-0-0		0-0-0		0-0-0		HOME		0-0-0		0-0-0		3-0-0										
2-1-0		0-0-0		0-0-0		AWAY		0-0-0		0-0-0		2-1-0										
0-0-0		0-0-0		0-0-0		NEUTRAL		0-0-0		0-0-0		0-0-0										
RPI	S	Opponent		Score		RPI	S	Opponent		Score		RPI	S	Opponent		Score						
10	A	Georgia Tech		3	11							56	A	Mercer		4	8	130	A	North Florida	4	13
20	A	Stetson		5	10							56	H	Mercer		4	11	136	A	Charleston So.	3	5
20	A	Stetson		4	17							95	A	Kennesaw St.		3	7	136	H	Charleston So.	8	7
20	A	Stetson		3	5													266	A	Norfolk St.	3	7
																		266	A	Norfolk St.	5	3
																		266	H	Norfolk St.	6	11
																		266	H	Norfolk St.	6	5
																		266	H	Norfolk St.	8	5
																		266	N	Norfolk St.	3	4
																		269	H	St. Peter's	1	3
																		269	H	St. Peter's	7	4
																		269	H	St. Peter's	3	6
																		269	H	St. Peter's	1	4
																		284	A	N.C. A&T	3	8
																		284	A	N.C. A&T	6	5
																		284	H	N.C. A&T	4	2
																		284	H	N.C. A&T	15	14
																		284	H	N.C. A&T	8	10
																		294	A	Florida A&M	6	7
																		294	A	Florida A&M	12	3
																		294	A	Florida A&M	6	4
																		294	H	Florida A&M	6	5
																		294	H	Florida A&M	13	1
																		294	H	Florida A&M	3	2
																		296	H	Chicago St.	9	10
																		296	H	Chicago St.	6	8
																		296	H	Chicago St.	9	8
Non-Div. I Games:		Morehouse		12 4		Benedict		10 7		S.C. Beaufort		7 5		S.C. Beaufort		13 7		Savannah St.				
		Edward Waters		8 5		Edward Waters		1 0		Clark Atlanta		18 4		Claflin		7 8						

S
a
v
a
n
n
a
h
s
t
.

Morehouse

S
a
v
a
n
n
a
h
s
t
.

Savannah St.

RPI	S	Opponent	Score	
297	H	Coppin St.	7	2
297	H	Coppin St.	6	8
297	H	Coppin St.	11	9
300	A	N.C. Central	8	3
300	A	N.C. Central	15	3
300	A	N.C. Central	2	6
300	H	N.C. Central	16	6
300	H	N.C. Central	11	0
300	H	N.C. Central	19	3

Average RPI Win:	170	WON-LOST RECORD		WINNING PCT. RANK		LAST 15 GAMES		STRENGTH OF SCHEDULE		OPP. STRENGTH OF SCHEDULE		TEAM RPI		ADJ RPI		CONF. RPI		ADJ CONF. RPI					
DIV. I ONLY		18-28-1		.39362	225	4-8-1		226		169		235		.44817	240	28		28					
DIV. I NON-CONF.		17-26-1		.39773	210	4-8-1		244		179		233		.4419	240	27		29					
<hr/>																							
TOTALS		RPI 1-25		RPI 26-50		W-L RECORDS		RPI 51-100		RPI 101-150		RPI 150+											
18-28-1		1-1-0		1-2-0		OVERALL		0-1-1		1-5-0		15-19-0											
9-12-0		0-0-0		0-0-0		HOME		0-1-0		1-2-0		8-9-0											
9-16-0		1-1-0		1-2-0		AWAY		0-0-0		0-3-0		7-10-0											
0-0-1		0-0-0		0-0-0		NEUTRAL		0-0-1		0-0-0		0-0-0											
17-26-1		1-1-0		0-0-0		NON-CONFERENCE		0-1-1		1-5-0		15-19-0											
9-12-0		0-0-0		0-0-0		HOME		0-1-0		1-2-0		8-9-0											
8-14-0		1-1-0		0-0-		AWAY		0-0-0		0-3-0		7-10-0											
0-0-1		0-0-0		0-0-0		NEUTRAL		0-0-1		0-0-0		0-0-0											
1-2-0		0-0-0		1-2-0		CONFERENCE		0-0-0		0-0-0		0-0-0											
0-0-0		0-0-0		0-0-0		HOME		0-0-0		0-0-0		0-0-0											
1-2-0		0-0-0		1-2-0		AWAY		0-0-0		0-0-0		0-0-0											
0-0-0		0-0-0		0-0-0		NEUTRAL		0-0-0		0-0-0		0-0-0											
RPI	S	Opponent		Score		RPI	S	Opponent		Score		RPI	S	Opponent		Score		RPI	S	Opponent		Score	
25	A	Oregon St.		2	4	41	A	Dallas Baptist		6	10	54	H	Oregon		5	10	124	H	San Jose St.		6	2
25	A	Oregon St.		5	4	41	A	Dallas Baptist		13	6	54	N	Oregon		7	7	124	H	San Jose St.		5	9
						41	A	Dallas Baptist		14	15							124	H	San Jose St.		5	6
																		129	A	BYU		3	13
																		129	A	BYU		3	4
																		129	A	BYU		3	10
																		155	H	Notre Dame		1	0
																		155	H	Notre Dame		0	5
																		155	H	Notre Dame		7	2
																		158	H	New Mexico St.		3	8
																		158	H	New Mexico St.		2	10
																		158	H	New Mexico St.		5	1
																		158	H	New Mexico St.		4	7
																		174	A	Nevada		10	11
																		174	A	Nevada		8	7
																		174	A	Nevada		0	2
																		183	A	Washington		6	4
																		183	A	Washington		1	7
																		183	A	Washington		4	2
																		183	H	Washington		0	11
																		186	A	Portland		0	5
																		186	A	Portland		3	11
																		186	H	Portland		4	3
																		186	H	Portland		1	2
																		186	H	Portland		12	2
																		190	A	St. Mary's (CA)		7	3
																		190	A	St. Mary's (CA)		4	7
<hr/>																							
Non-Div. I Games:	Central Wash.	3	0	Lewis-Clark St.	3	7	Pacific Lutheran	11	4	Lewis-Clark St.	9	3	Seattle										
	Central Wash.	5	0																				

Seattle

210	H	Pacific	5	4
54	N	Oregon	7	7

Through Games Of 2011 Final

RPI	S	Opponent	Score	
190	A	St. Mary's (CA)	6	8
190	A	St. Mary's (CA)	0	3
207	A	Utah Valley	14	8
210	H	Pacific	5	4
210	H	Pacific	4	3
219	A	Cal St. Northridge	4	3
219	A	Cal St. Northridge	3	10
219	A	Cal St. Northridge	0	2
219	A	Cal St. Northridge	9	0
234	H	Sacramento St.	2	1
234	H	Sacramento St.	2	3
234	H	Sacramento St.	7	10
234	H	Sacramento St.	1	3

Seattle

S
e
a
t
t
l
e

S
e
a
t
t
l
e

Average RPI Win: 140		WON-LOST	WINNING	LAST 15	STRENGTH OF		OPP. STRENGTH	TEAM	ADJ	CONF.	ADJ CONF.						
Average RPI Loss: 98		RECORD	PCT. RANK	GAMES	SCHEDULE		OF SCHEDULE	RPI	RPI	RPI	RPI						
DIV. I ONLY		34-25-0	.57627	90	11-4-0		53	101	57	.54703	57	12	12				
DIV. I NON-CONF.		16-12-0	.57143	101	2-2-0		9	99	38	.56853	38	12	12				

TOTALS		RPI 1-25		RPI 26-50		W-L RECORDS		RPI 51-100		RPI 101-150		RPI 150+					
34-25-0		2-4-0		2-3-0		OVERALL		9-6-0		3-2-0		18-10-0					
16-6-0		0-0-0		0-0-0		HOME		6-4-0		2-1-0		8-1-0					
11-16-0		1-3-0		0-3-0		AWAY		2-1-0		1-0-0		7-9-0					
7-3-0		1-1-0		2-0-0		NEUTRAL		1-1-0		0-1-0		3-0-0					
16-12-0		2-4-0		0-3-0		NON-CONFERENCE		3-2-0		3-2-0		8-1-0					
8-2-0		0-0-0		0-0-0		HOME		1-0-0		2-1-0		5-1-0					
5-7-0		1-3-0		0-0-		AWAY		2-1-0		1-0-0		1-0-0					
3-3-0		1-1-0		0-0-0		NEUTRAL		0-1-0		0-1-0		2-0-0					
18-13-0		0-0-0		2-0-0		CONFERENCE		6-4-0		0-0-0		10-9-0					
8-4-0		0-0-0		0-0-0		HOME		5-4-0		0-0-0		3-0-0					
6-9-0		0-0-0		0-0-0		AWAY		0-0-0		0-0-0		6-9-0					
4-0-0		0-0-0		2-0-0		NEUTRAL		1-0-0		0-0-0		1-0-0					
RPI	S	Opponent		Score		RPI	S	Opponent		Score		RPI	S	Opponent		Score	
1	A	North Carolina		5	10	32	N	Connecticut		4	3	52	H	St. John's (NY)		1	6
1	A	North Carolina		1	7	32	N	Connecticut		12	2	52	H	St. John's (NY)		3	4
1	A	North Carolina		3	1	38	A	FIU		3	4	52	H	St. John's (NY)		6	3
9	A	Texas A&M		3	6	38	A	FIU		2	4	52	N	St. John's (NY)		4	2
19	N	Arizona		4	0	38	A	FIU		1	3	55	A	Fla. Atlantic		1	4
19	N	Arizona		0	6							55	A	Fla. Atlantic		8	4
												55	A	Fla. Atlantic		11	4
												82	N	Michigan St.		4	5
												83	H	Stony Brook		2	0
												96	H	South Fla.		2	4
												96	H	South Fla.		4	6
												96	H	South Fla.		6	0
												97	H	Louisville		1	0
												97	H	Louisville		1	0
												97	H	Louisville		9	4

Non-Div. I Games:

Seton Hall

32 N Connecticut	4	3
151 N West Virginia	10	4

RPI	S	Opponent	Score	
236	A	Villanova	10	5
236	A	Villanova	3	4
245	A	Wagner	8	4
269	H	St. Peter's	3	0
286	H	Fairleigh Dickinson	13	0
293	H	NJIT	2	1

S
e
t
o
n
H
a
l
l

S
e
t
o
n
H
a
l
l

Average RPI Win: 209		WON-LOST RECORD	WINNING PCT. RANK	LAST 15 GAMES	STRENGTH OF SCHEDULE	OPP. STRENGTH OF SCHEDULE	TEAM RPI	ADJ RPI		CONF. RPI	ADJ CONF. RPI												
Average RPI Loss: 144																							
DIV. I ONLY		28-30-0	.48276 163	10-5-0	208	217	192	.47868	191	22	22												
DIV. I NON-CONF.		12-18-0	.4 204	1-0-0	216	186	220	.45733	219	22	22												
<hr/>																							
TOTALS		RPI 1-25		RPI 26-50		W-L RECORDS		RPI 51-100		RPI 101-150		RPI 150+											
28-30-0		1-4-0		0-0-0		OVERALL		0-3-0		5-10-0		22-13-0											
11-10-0		0-0-0		0-0-0		HOME		0-0-0		4-5-0		7-5-0											
12-18-0		1-4-0		0-0-0		AWAY		0-3-0		0-3-0		11-8-0											
5-2-0		0-0-0		0-0-0		NEUTRAL		0-0-0		1-2-0		4-0-0											
12-18-0		1-4-0		0-0-0		NON-CONFERENCE		0-3-0		0-3-0		11-8-0											
5-4-0		0-0-0		0-0-0		HOME		0-0-0		0-0-0		5-4-0											
4-14-0		1-4-0		0-0-		AWAY		0-3-0		0-3-0		3-4-0											
3-0-0		0-0-0		0-0-0		NEUTRAL		0-0-0		0-0-0		3-0-0											
16-12-0		0-0-0		0-0-0		CONFERENCE		0-0-0		5-7-0		11-5-0											
6-6-0		0-0-0		0-0-0		HOME		0-0-0		4-5-0		2-1-0											
8-4-0		0-0-0		0-0-0		AWAY		0-0-0		0-0-0		8-4-0											
2-2-0		0-0-0		0-0-0		NEUTRAL		0-0-0		1-2-0		1-0-0											
RPI	S	Opponent		Score		RPI	S	Opponent		Score		RPI	S	Opponent		Score							
20	A	Stetson		6	4							105	H	Marist		3	4						
20	A	Stetson		1	5							105	H	Marist		3	2						
22	A	UCF		1	10							105	H	Marist		5	3						
22	A	UCF		1	11							109	H	Manhattan		1	4						
22	A	UCF		4	16							109	H	Manhattan		3	5						
												109	H	Manhattan		2	3						
												109	N	Manhattan		1	5						
												109	N	Manhattan		7	8						
												114	H	Rider		12	7						
												114	H	Rider		2	3						
												114	H	Rider		3	2						
												114	N	Rider		6	3						
												136	A	Charleston So.		4	5						
												136	A	Charleston So.		8	14						
												136	A	Charleston So.		4	5						
												170	A	Dartmouth		11	16						
												176	H	Bryant		4	3						
												178	A	Holy Cross		10	13						
												187	A	Army		8	11						
												195	A	Dayton		0	13						
												195	A	Dayton		6	3						
												195	A	Dayton		6	3						
												195	A	Dayton		4	1						
												203	A	Fairfield		3	1						
												203	A	Fairfield		1	2						
												203	A	Fairfield		2	1						
												206	H	Binghamton		2	6						
<hr/>																							
LAST 15 GAMES																							
109 N Manhattan						1	5	269 A St. Peter's						7	3	195 A Dayton						4	1
221 N Canisius						3	2	269 A St. Peter's						4	5	203 A Fairfield						3	1
109 N Manhattan						7	8	269 A St. Peter's						12	0	203 A Fairfield						1	2
114 N Rider						6	3									203 A Fairfield						2	1
105 H Marist						3	4									206 H Binghamton						2	6

Non-Div. I Games:

Siena

105 H Marist	5	3
105 H Marist	3	2

RPI	S	Opponent	Score	
206	H	Binghamton	6	11
206	H	Binghamton	1	12
221	H	Canisius	6	2
221	H	Canisius	3	2
221	H	Canisius	7	8
221	N	Canisius	3	2
230	H	Brown	6	3
230	H	Brown	4	3
235	H	Massachusetts	9	4
253	A	Iona	8	9
253	A	Iona	3	4
253	A	Iona	2	1
263	H	Cornell	0	9
263	H	Cornell	8	3
269	A	St. Peter's	12	0
269	A	St. Peter's	7	3
269	A	St. Peter's	4	5
283	A	Niagara	3	0
283	A	Niagara	10	3
283	A	Niagara	9	4
286	N	Fairleigh Dickinson	12	4
286	N	Fairleigh Dickinson	3	0
286	N	Fairleigh Dickinson	11	6

Siena

S
i
e
n
a

S
i
e
n
a

Average RPI Win: 137		WON-LOST	WINNING	LAST 15	STRENGTH OF		OPP. STRENGTH	TEAM	ADJ	CONF.	ADJ CONF.
Average RPI Loss: 81		RECORD	PCT. RANK	GAMES	SCHEDULE		OF SCHEDULE	RPI	RPI	RPI	RPI
DIV. I ONLY		30-28-0	.51724	140	83		64	97	.52372	99	6
DIV. I NON-CONF.		14-11-0	.56	112	128		60	97	.52591	98	6
TOTALS		RPI 1-25	RPI 26-50		W-L RECORDS		RPI 51-100		RPI 101-150		RPI 150+
30-28-0		0-4-0	5-10-0		OVERALL		7-7-0		5-2-0		13-5-0
19-11-0		0-3-0	3-2-0		HOME		1-3-0		4-0-0		11-3-0
8-14-0		0-1-0	2-6-0		AWAY		4-4-0		0-1-0		2-2-0
3-3-0		0-0-0	0-2-0		NEUTRAL		2-0-0		1-1-0		0-0-0
14-11-0		0-4-0	3-2-0		NON-CONFERENCE		2-2-0		2-1-0		7-2-0
9-6-0		0-3-0	2-0-0		HOME		0-1-0		1-0-0		6-2-0
3-4-0		0-1-0	1-0-		AWAY		1-1-0		0-1-0		1-0-0
2-1-0		0-0-0	0-1-0		NEUTRAL		1-0-0		1-0-0		0-0-0
16-17-0		0-0-0	2-8-0		CONFERENCE		5-5-0		3-1-0		6-3-0
10-5-0		0-0-0	1-2-0		HOME		1-2-0		3-0-0		5-1-0
5-10-0		0-0-0	1-5-0		AWAY		3-3-0		0-0-0		1-2-0
1-2-0		0-0-0	0-1-0		NEUTRAL		1-0-0		0-1-0		0-0-0
RPI S	Opponent	Score	RPI S	Opponent	Score	RPI S	Opponent	Score	RPI S	Opponent	Score
18 H	Mississippi St.	9 15	33 A	Alabama	3 4	55 H	Fla. Atlantic	5 3	128 N	Minnesota	5 3
22 H	UCF	4 9	33 H	Alabama	10 9	55 H	Fla. Atlantic	3 7	131 H	Arkansas St.	7 4
24 A	Southern Miss.	3 15	38 A	FIU	2 4	55 H	Fla. Atlantic	10 12	131 H	Arkansas St.	8 7
24 H	Southern Miss.	4 7	38 A	FIU	9 10	59 A	Southeastern La.	8 13	131 H	Arkansas St.	10 5
			38 A	FIU	6 9	59 H	Southeastern La.	4 6	131 N	Arkansas St.	9 12
			38 N	FIU	0 11	61 N	Washington St.	14 3	150 A	Nicholls St.	2 11
			43 A	Auburn	7 1	77 A	Tulane	8 6	150 H	Nicholls St.	9 8
			43 H	Auburn	8 1	81 A	La.-Lafayette	3 1	165 H	UALR	10 4
			45 N	Oklahoma St.	1 13	81 A	La.-Lafayette	6 7	165 H	UALR	20 7
			49 A	Troy	10 4	81 A	La.-Lafayette	4 5	165 H	UALR	11 5
			49 A	Troy	1 7	81 N	La.-Lafayette	10 6	184 H	La.-Monroe	10 5
			49 A	Troy	1 6	88 A	Western Ky.	6 3	184 H	La.-Monroe	8 3
			49 H	Troy	9 8	88 A	Western Ky.	4 0	184 H	La.-Monroe	3 8
			49 H	Troy	6 11	88 A	Western Ky.	2 3	200 A	Middle Tenn.	11 13
			49 H	Troy	7 10				200 A	Middle Tenn.	2 5
									200 A	Middle Tenn.	6 0
									201 H	Columbia	10 7
									201 H	Columbia	5 17
									201 H	Columbia	3 0
									201 H	Columbia	2 5
									223 H	UT Martin	4 3
									223 H	UT Martin	11 10
									223 H	UT Martin	6 1
									285 A	Jackson St.	6 3
									285 H	Jackson St.	4 2
			LAST 15 GAMES								
			131 N	Arkansas St.	9 12	88 A	Western Ky.	2 3			
			38 N	FIU	0 11	88 A	Western Ky.	4 0			
			81 N	La.-Lafayette	10 6	88 A	Western Ky.	6 3			
			49 H	Troy	7 10						
			49 H	Troy	6 11						

Non-Div. I Games:

South Ala.

49	H	Troy	9	8
43	H	Auburn	8	1

S
o
u
t
h
A
l
a
.

S
o
u
t
h
A
l
a
.

Average RPI Win:		80	WON-LOST RECORD		WINNING PCT. RANK	LAST 15 GAMES	STRENGTH OF SCHEDULE		OPP. STRENGTH OF SCHEDULE	TEAM RPI	ADJ RPI	CONF. RPI	ADJ CONF. RPI				
DIV. I ONLY			55-14-0		.7971	3	13-2-0		16	5	5	.62999	5	1	1		
DIV. I NON-CONF.			30-4-0		.88235	3	8-0-0		55	20	5	.62715	5	1	1		
TOTALS		RPI 1-25		RPI 26-50		W-L RECORDS		RPI 51-100		RPI 101-150		RPI 150+					
55-14-0		19-8-0		9-3-0		OVERALL		7-1-0		8-1-0		12-1-0					
36-4-0		9-3-0		5-0-0		HOME		6-1-0		5-0-0		11-0-0					
12-8-0		4-3-0		3-3-0		AWAY		1-0-0		3-1-0		1-1-0					
7-2-0		6-2-0		1-0-0		NEUTRAL		0-0-0		0-0-0		0-0-0					
30-4-0		7-1-0		2-0-0		NON-CONFERENCE		7-1-0		2-1-0		12-1-0					
24-1-0		3-0-0		2-0-0		HOME		6-1-0		2-0-0		11-0-0					
2-3-0		0-1-0		0-0-		AWAY		1-0-0		0-1-0		1-1-0					
4-0-0		4-0-0		0-0-0		NEUTRAL		0-0-0		0-0-0		0-0-0					
25-10-0		12-7-0		7-3-0		CONFERENCE		0-0-0		6-0-0		0-0-0					
12-3-0		6-3-0		3-0-0		HOME		0-0-0		3-0-0		0-0-0					
10-5-0		4-2-0		3-3-0		AWAY		0-0-0		3-0-0		0-0-0					
3-2-0		2-2-0		1-0-0		NEUTRAL		0-0-0		0-0-0		0-0-0					
RPI	S	Opponent		Score		RPI	S	Opponent		Score		RPI	S	Opponent		Score	
2	A	Florida		1	2	32	H	Connecticut		8	2	53	H	Cal St. Bakersfield		5	1
2	A	Florida		4	3	32	H	Connecticut		5	1	53	H	Cal St. Bakersfield		5	2
2	A	Florida		9	2	33	A	Alabama		1	2	53	H	Cal St. Bakersfield		3	8
2	N	Florida		5	2	33	A	Alabama		6	3	62	A	Col. of Charleston		8	3
2	N	Florida		2	1	33	A	Alabama		3	2	62	H	Col. of Charleston		24	4
3	N	Virginia		3	2	42	A	Ole Miss		2	10	70	H	Rhode Island		17	8
3	N	Virginia		7	1	42	A	Ole Miss		6	1	80	H	Ga. Southern		2	1
4	H	Vanderbilt		4	6	42	A	Ole Miss		6	7	84	H	Liberty		9	6
4	H	Vanderbilt		5	3	43	H	Auburn		10	2						
4	H	Vanderbilt		3	1	43	H	Auburn		2	1						
4	N	Vanderbilt		2	7	43	H	Auburn		7	3						
8	A	Clemson		5	10	43	N	Auburn		7	3						
8	H	Clemson		6	3												
8	N	Clemson		5	4												
9	N	Texas A&M		5	4												
14	H	Arkansas		2	6												
14	H	Arkansas		6	5												
14	H	Arkansas		7	1												
16	H	Georgia		2	1												
16	H	Georgia		8	3												
16	H	Georgia		2	4												
16	N	Georgia		2	4												
18	A	Mississippi St.		13	4												
18	A	Mississippi St.		3	5												
18	A	Mississippi St.		8	2												
20	H	Stetson		11	5												
20	H	Stetson		8	2												
						LAST 15 GAMES											
						2	N	Florida	5	2	20	H	Stetson	8	2		
						2	N	Florida	2	1	20	H	Stetson	11	5		
						3	N	Virginia	3	2	80	H	Ga. Southern	2	1		
						3	N	Virginia	7	1							
						9	N	Texas A&M	5	4							

Non-Div. I Games:

South Carolina

32	H	Connecticut	8	2
32	H	Connecticut	5	1

S
o
u
t
h
C
a
r
o
l
i
n
a

S
o
u
t
h
C
a
r
o
l
i
n
a

Average RPI Win:	238	WON-LOST RECORD	WINNING PCT. RANK	LAST 15 GAMES	STRENGTH OF SCHEDULE	OPP. STRENGTH OF SCHEDULE	TEAM RPI	ADJ RPI	CONF. RPI	ADJ CONF. RPI		
DIV. I ONLY		34-20-0	.62963	51	7-8-0	260	244	157	.49652	159	27	27
DIV. I NON-CONF.		11-10-0	.52381	138	0-1-0	175	214	152	.49402	155	26	26
<hr/>												
TOTALS	RPI 1-25	RPI 26-50		W-L RECORDS		RPI 51-100		RPI 101-150		RPI 150+		
34-20-0	0-0-0	0-4-0		OVERALL		1-7-0		2-2-0		31-7-0		
14-4-0	0-0-0	0-0-0		HOME		0-0-0		1-0-0		13-4-0		
18-12-0	0-0-0	0-3-0		AWAY		1-4-0		1-2-0		16-3-0		
2-4-0	0-0-0	0-1-0		NEUTRAL		0-3-0		0-0-0		2-0-0		
11-10-0	0-0-0	0-4-0		NON-CONFERENCE		0-2-0		2-2-0		9-2-0		
2-0-0	0-0-0	0-0-0		HOME		0-0-0		1-0-0		1-0-0		
9-8-0	0-0-0	0-0-		AWAY		0-1-0		1-2-0		8-2-0		
0-2-0	0-0-0	0-1-0		NEUTRAL		0-1-0		0-0-0		0-0-0		
23-10-0	0-0-0	0-0-0		CONFERENCE		1-5-0		0-0-0		22-5-0		
12-4-0	0-0-0	0-0-0		HOME		0-0-0		0-0-0		12-4-0		
9-4-0	0-0-0	0-0-0		AWAY		1-3-0		0-0-0		8-1-0		
2-2-0	0-0-0	0-0-0		NEUTRAL		0-2-0		0-0-0		2-0-0		
RPI	S	Opponent	Score	RPI	S	Opponent	Score	RPI	S	Opponent	Score	
				35	A	Creighton	0 6	64	N	Missouri St.	0 2	
				35	A	Creighton	0 13	69	A	Nebraska	3 8	
				35	A	Creighton	3 6	72	A	Oral Roberts	2 4	
				41	N	Dallas Baptist	2 5	72	A	Oral Roberts	6 12	
								72	A	Oral Roberts	8 2	
								72	A	Oral Roberts	2 4	
								72	N	Oral Roberts	1 7	
								72	N	Oral Roberts	4 5	
		</										

Non-Div. I Games:	Sioux Falls	7	1	Dakota Wesleyan	12	3	Mt. Marty	8	3	South Dakota St.
-------------------	-------------	---	---	-----------------	----	---	-----------	---	---	------------------

273	H	IPFW	10	0
273	H	IPFW	4	3

RPI	S	Opponent	Score	
251	H	Oakland	16	6
260	A	Northern Colo.	17	4
260	A	Northern Colo.	13	2
260	A	Northern Colo.	2	0
260	A	Northern Colo.	9	1
273	H	IPFW	10	0
273	H	IPFW	4	3
273	H	IPFW	6	2
273	H	IPFW	4	5
275	A	Centenary (LA)	4	1
275	A	Centenary (LA)	13	10
275	A	Centenary (LA)	9	6
275	A	Centenary (LA)	4	3
290	A	North Dakota	2	5
290	H	North Dakota	8	2

S
o
u
t
h
D
a
k
o
t
a
S
t
.

S
o
u
t
h
D
a
k
o
t
a
S
t
.

Average RPI Win:		126	WON-LOST RECORD		WINNING PCT. RANK	LAST 15 GAMES	STRENGTH OF SCHEDULE		OPP. STRENGTH OF SCHEDULE	TEAM RPI	ADJ RPI	CONF. RPI	ADJ CONF. RPI				
Average RPI Loss:		88															
DIV. I ONLY			25-29-0		.46296	176	6-9-0		40	67	101	.52499	96	12	12		
DIV. I NON-CONF.			12-15-0		.44444	180	1-2-0		21	37	88	.53377	85	12	12		
TOTALS		RPI 1-25		RPI 26-50		W-L RECORDS		RPI 51-100		RPI 101-150		RPI 150+					
25-29-0		3-7-0		2-5-0		OVERALL		6-3-0		6-7-0		8-7-0					
17-11-0		2-2-0		1-2-0		HOME		3-0-0		5-4-0		6-3-0					
8-17-0		1-5-0		1-3-0		AWAY		3-3-0		1-2-0		2-4-0					
0-1-0		0-0-0		0-0-0		NEUTRAL		0-0-0		0-1-0		0-0-0					
12-15-0		3-7-0		2-2-0		NON-CONFERENCE		0-0-0		4-6-0		3-0-0					
9-7-0		2-2-0		1-2-0		HOME		0-0-0		3-3-0		3-0-0					
3-7-0		1-5-0		1-0-		AWAY		0-0-0		1-2-0		0-0-0					
0-1-0		0-0-0		0-0-0		NEUTRAL		0-0-0		0-1-0		0-0-0					
13-14-0		0-0-0		0-3-0		CONFERENCE		6-3-0		2-1-0		5-7-0					
8-4-0		0-0-0		0-0-0		HOME		3-0-0		2-1-0		3-3-0					
5-10-0		0-0-0		0-3-0		AWAY		3-3-0		0-0-0		2-4-0					
0-0-0		0-0-0		0-0-0		NEUTRAL		0-0-0		0-0-0		0-0-0					
RPI	S	Opponent		Score		RPI	S	Opponent		Score		RPI	S	Opponent		Score	
2	A	Florida		2	7	32	A	Connecticut		5	9	52	H	St. John's (NY)		5	2
2	A	Florida		1	4	32	A	Connecticut		1	2	52	H	St. John's (NY)		2	0
2	A	Florida		0	5	32	A	Connecticut		0	2	52	H	St. John's (NY)		2	1
2	H	Florida		1	8	46	A	Jacksonville		9	4	57	A	Seton Hall		0	6
17	A	Miami (FL)		5	14	47	H	Elon		3	2	57	A	Seton Hall		4	2
17	H	Miami (FL)		4	2	47	H	Elon		3	4	57	A	Seton Hall		6	4
20	A	Stetson		1	9	47	H	Elon		5	7	97	A	Louisville		10	5
20	H	Stetson		5	2							97	A	Louisville		4	6
22	A	UCF		6	5							97	A	Louisville		2	7
22	H	UCF		4	10												

Non-Div. I Games:

South Fla.

South Fla.

155 A Notre Dame	5	10
155 A Notre Dame	0	8

Through Games Of 2011 Final

RPI	S	Opponent	Score	
294	H	Florida A&M	5	0

South Fla.

S
o
u
t
h
F
l
a
.

S
o
u
t
h
F
l
a
.

Average RPI Win:		192	WON-LOST RECORD		WINNING PCT. RANK	LAST 15 GAMES		STRENGTH OF SCHEDULE		OPP. STRENGTH OF SCHEDULE	TEAM RPI	ADJ RPI		CONF. RPI	ADJ CONF. RPI				
DIV. I ONLY			32-22-0		.59259	76	8-7-0		223	192	143	.50194 145		23	23				
DIV. I NON-CONF.			16-12-0		.57143	101	1-2-0		165	120	114	.51631 115		21	20				
TOTALS		RPI 1-25		RPI 26-50		W-L RECORDS		RPI 51-100		RPI 101-150		RPI 150+							
32-22-0		1-1-0		0-4-0		OVERALL		3-2-0		4-4-0		24-11-0							
17-7-0		0-0-0		0-0-0		HOME		0-0-0		2-2-0		15-5-0							
13-13-0		1-1-0		0-4-0		AWAY		3-2-0		2-2-0		7-4-0							
2-2-0		0-0-0		0-0-0		NEUTRAL		0-0-0		0-0-0		2-2-0							
16-12-0		1-1-0		0-4-0		NON-CONFERENCE		3-2-0		3-2-0		9-3-0							
9-5-0		0-0-0		0-0-0		HOME		0-0-0		2-2-0		7-3-0							
7-7-0		1-1-0		0-0-		AWAY		3-2-0		1-0-0		2-0-0							
0-0-0		0-0-0		0-0-0		NEUTRAL		0-0-0		0-0-0		0-0-0							
16-10-0		0-0-0		0-0-0		CONFERENCE		0-0-0		1-2-0		15-8-0							
8-2-0		0-0-0		0-0-0		HOME		0-0-0		0-0-0		8-2-0							
6-6-0		0-0-0		0-0-0		AWAY		0-0-0		1-2-0		5-4-0							
2-2-0		0-0-0		0-0-0		NEUTRAL		0-0-0		0-0-0		2-2-0							
RPI S	Opponent		Score		RPI S	Opponent		Score		RPI S	Opponent		Score		RPI S	Opponent		Score	
14 A	Arkansas		6	5	42 A	Ole Miss		6	10	64 A	Missouri St.		8	7	112 A	Austin Peay		5	7
14 A	Arkansas		0	10	49 A	Troy		2	7	64 A	Missouri St.		1	2	112 A	Austin Peay		3	2
					49 A	Troy		0	9	81 A	La.-Lafayette		9	1	112 A	Austin Peay		5	6
					49 A	Troy		1	2	81 A	La.-Lafayette		4	2	131 A	Arkansas St.		8	5
										81 A	La.-Lafayette		2	4	131 H	Arkansas St.		13	7
															146 H	Wright St.		5	6
															146 H	Wright St.		5	1
															146 H	Wright St.		3	5
															152 H	Jacksonville St.		2	5
															152 H	Jacksonville St.		9	8
															152 N	Jacksonville St.		12	15
															152 N	Jacksonville St.		2	8
															157 A	Southern Ill.		14	8
															157 H	Southern Ill.		11	4
															162 H	Central Ark.		10	3
															162 H	Central Ark.		6	5
															175 A	St. Louis		6	4
															175 H	St. Louis		8	14
															209 A	Tennessee Tech		13	8
															209 A	Tennessee Tech		5	9
															209 A	Tennessee Tech		4	5
															209 N	Tennessee Tech		6	1
															223 H	UT Martin		8	2
															223 H	UT Martin		8	2
															223 H	UT Martin		8	4
															223 N	UT Martin		12	7
															238 H	Ball St.		12	7
LAST 15 GAMES				152 N Jacksonville St.				12	15	42 A Ole Miss				6	10				
				209 N Tennessee Tech				6	1	112 A Austin Peay				5	7				
				223 N UT Martin				12	7	112 A Austin Peay				3	2				
				152 N Jacksonville St.				2	8										
				241 H Eastern Ill.				8	7										

Non-Div. I Games: Mid-Continent 2 0 Harris-Stowe 3 0

Southeast Mo. St.

241 H Eastern Ill.	9	6
241 H Eastern Ill.	9	5

RPI	S	Opponent	Score	
238	H	Ball St.	2	6
238	H	Ball St.	22	8
241	H	Eastern Ill.	8	7
241	H	Eastern Ill.	9	6
241	H	Eastern Ill.	9	5
254	A	Eastern Ky.	13	6
254	A	Eastern Ky.	5	11
254	A	Eastern Ky.	7	6
265	A	Murray St.	17	7
265	A	Murray St.	5	4
265	A	Murray St.	2	6
279	H	Morehead St.	3	2
279	H	Morehead St.	4	14
290	H	North Dakota	15	0
290	H	North Dakota	6	8
290	H	North Dakota	13	6

S
o
u
t
h
e
a
s
t
M
o
.
S
t
.

S
o
u
t
h
e
a
s
t
M
o
.
S
t
.

Average RPI Win:	126	WON-LOST RECORD	WINNING PCT. RANK	LAST 15 GAMES	STRENGTH OF SCHEDULE	OPP. STRENGTH OF SCHEDULE	TEAM RPI	ADJ RPI	CONF. RPI	ADJ CONF. RPI				
DIV. I ONLY		35-22-0	.61404	61	8-7-0	100	89	61	.54506	59	9	8		
DIV. I NON-CONF.		17-6-0	.73913	24	2-0-0	145	62	36	.5691	35	10	10		
<hr/>														
TOTALS	RPI 1-25	RPI 26-50		W-L RECORDS		RPI 51-100		RPI 101-150		RPI 150+				
35-22-0	1-0-0	4-5-0		OVERALL		13-8-0		9-6-0		8-3-0				
17-8-0	0-0-0	0-0-0		HOME		9-4-0		4-4-0		4-0-0				
16-13-0	0-0-0	3-5-0		AWAY		4-3-0		5-2-0		4-3-0				
2-1-0	1-0-0	1-0-0		NEUTRAL		0-1-0		0-0-0		0-0-0				
<hr/>														
17-6-0	1-0-0	3-2-0		NON-CONFERENCE		7-4-0		0-0-0		6-0-0				
9-2-0	0-0-0	0-0-0		HOME		5-2-0		0-0-0		4-0-0				
6-4-0	0-0-0	2-0-		AWAY		2-2-0		0-0-0		2-0-0				
2-0-0	1-0-0	1-0-0		NEUTRAL		0-0-0		0-0-0		0-0-0				
<hr/>														
18-16-0	0-0-0	1-3-0		CONFERENCE		6-4-0		9-6-0		2-3-0				
8-6-0	0-0-0	0-0-0		HOME		4-2-0		4-4-0		0-0-0				
10-9-0	0-0-0	1-3-0		AWAY		2-1-0		5-2-0		2-3-0				
0-1-0	0-0-0	0-0-0		NEUTRAL		0-1-0		0-0-0		0-0-0				
<hr/>														
RPI	S	Opponent	Score		RPI	S	Opponent	Score		RPI	S	Opponent	Score	
22	N	UCF	7	2	28	A	LSU	3	7	77	A	Tulane	8	13
					33	N	Alabama	6	2	77	A	Tulane	3	7
					38	A	FIU	3	8	77	H	Tulane	13	1
					38	A	FIU	7	1	78	A	Sam Houston St.	5	4
					38	A	FIU	10	2	78	A	Sam Houston St.	4	10
					40	A	Texas St.	2	5	78	A	Sam Houston St.	4	2
					40	A	Texas St.	8	5	78	N	Sam Houston St.	0	12
					40	A	Texas St.	0	4	81	A	La.-Lafayette	6	2
					40	A	Texas St.	5	7	81	H	La.-Lafayette	7	5
										85	H	A&M-Corpus Christi	11	2
										85	H	A&M-Corpus Christi	1	7
										85	H	A&M-Corpus Christi	11	1
										86	H	Sacred Heart	11	3
										86	H	Sacred Heart	3	5
										86	H	Sacred Heart	10	0
										86	H	Sacred Heart	8	9
										93	H	Stephen F. Austin	5	8
										93	H	Stephen F. Austin	9	4
										93	H	Stephen F. Austin	5	4
										99	A	South Ala.	6	4

Non-Div. I Games:

Southeastern La.

S
o
u
t
h
e
a
s
t
e
r
n
L
a
.

1
6
1
1
1
6
4
1
6
1
1
1
1
4

RPI	S	Opponent	Score
93	H	Stephen F. Austin	9 4
93	H	Stephen F. Austin	5 4
99	H	South Ala.	13 8
150	H	Nicholls St.	15 4
150	A	Nicholls St.	1 11
150	H	Nicholls St.	3 7

Average RPI Win: 86		WON-LOST	WINNING	LAST 15	STRENGTH OF		OPP. STRENGTH	TEAM	ADJ		CONF.	ADJ CONF.
Average RPI Loss: 54		RECORD	PCT. RANK	GAMES	SCHEDULE		OF SCHEDULE	RPI	RPI		RPI	RPI
DIV. I ONLY		25-31-0	.44643	196	7-8-0		31	15	83		.52948	89
DIV. I NON-CONF.		11-17-0	.39286	213	2-2-0		67	14	142		.50162	143
TOTALS		RPI 1-25	RPI 26-50		W-L RECORDS		RPI 51-100		RPI 101-150		RPI 150+	
25-31-0		6-14-0	3-6-0		OVERALL		8-5-0		2-3-0		6-3-0	
17-16-0		4-5-0	1-3-0		HOME		7-4-0		1-2-0		4-2-0	
7-15-0		2-9-0	1-3-0		AWAY		1-1-0		1-1-0		2-1-0	
1-0-0		0-0-0	1-0-0		NEUTRAL		0-0-0		0-0-0		0-0-0	
11-17-0		0-8-0	0-2-0		NON-CONFERENCE		5-2-0		2-3-0		4-2-0	
9-9-0		0-3-0	0-1-0		HOME		4-1-0		1-2-0		4-2-0	
2-8-0		0-5-0	0-0-		AWAY		1-1-0		1-1-0		0-0-0	
0-0-0		0-0-0	0-0-0		NEUTRAL		0-0-0		0-0-0		0-0-0	
14-14-0		6-6-0	3-4-0		CONFERENCE		3-3-0		0-0-0		2-1-0	
8-7-0		4-2-0	1-2-0		HOME		3-3-0		0-0-0		0-0-0	
5-7-0		2-4-0	1-2-0		AWAY		0-0-0		0-0-0		2-1-0	
1-0-0		0-0-0	1-0-0		NEUTRAL		0-0-0		0-0-0		0-0-0	
RPI S	Opponent	Score	RPI S	Opponent	Score	RPI S	Opponent	Score	RPI S	Opponent	Score	
1 H	North Carolina	7 11	26 A	California	6 9	54 H	Oregon	9 2	101 H	Cal Poly	5 2	
7 H	Arizona St.	6 2	26 A	California	2 9	54 H	Oregon	3 1	110 A	UC Riverside	6 3	
7 H	Arizona St.	4 7	26 A	California	10 6	54 H	Oregon	2 4	110 H	UC Riverside	6 10	
7 H	Arizona St.	5 1	27 A	UC Irvine	2 9	61 H	Washington St.	2 10	135 A	UC Santa Barbara	2 3	
12 A	Rice	7 10	27 H	UC Irvine	0 4	61 H	Washington St.	1 13	135 H	UC Santa Barbara	2 5	
12 A	Rice	5 6	34 H	UCLA	0 4	61 H	Washington St.	6 2	171 H	Pepperdine	7 6	
12 A	Rice	2 3	34 H	UCLA	4 8	65 A	Long Beach St.	4 5	171 H	Pepperdine	7 3	
13 H	Stanford	3 1	34 H	UCLA	6 2	65 H	Long Beach St.	1 7	183 A	Washington	2 1	
13 H	Stanford	6 2	34 N	UCLA	2 0	76 H	Missouri	9 3	183 A	Washington	12 9	
13 H	Stanford	1 8				97 H	Louisville	4 3	183 A	Washington	2 8	
15 A	Cal St. Fullerton	1 10				97 H	Louisville	9 4	190 H	St. Mary's (CA)	6 2	
15 A	Cal St. Fullerton	3 7				98 A	Loyola Marymount	7 4	210 H	Pacific	9 10	
15 H	Cal St. Fullerton	1 2				98 H	Loyola Marymount	10 3	210 H	Pacific	8 2	
16 H	Georgia	3 5							210 H	Pacific	2 7	
19 A	Arizona	5 8										
19 A	Arizona	3 4										
19 A	Arizona	4 20										
25 A	Oregon St.	8 3										
25 A	Oregon St.	4 3										
25 A	Oregon St.	2 7										
LAST 15 GAMES												
	61 H Washington St.	1 13		25 A Oregon St.	2 7							
	61 H Washington St.	2 10		27 A UC Irvine	2 9							
	61 H Washington St.	6 2		7 H Arizona St.	6 2							
	171 H Pepperdine	7 3										
	171 H Pepperdine	7 6										

Non-Div. I Games:

Southern California

25 A Oregon St.	4	3
25 A Oregon St.	8	3

S
o
u
t
h
e
r
n
C
a
l
i
f
o
r
n
i
a

S
o
u
t
h
e
r
n
C
a
l
i
f
o
r
n
i
a

Average RPI Win:		132	WON-LOST RECORD		WINNING PCT. RANK	LAST 15 GAMES		STRENGTH OF SCHEDULE		OPP. STRENGTH OF SCHEDULE	TEAM RPI	ADJ RPI	CONF. RPI	ADJ CONF. RPI			
DIV. I ONLY			23-34-0		.40351	220	7-8-0		49	150	159	.49733	157	7	7		
DIV. I NON-CONF.			11-22-0		.33333	238	2-0-0		98	175	203	.46867	203	11	11		
TOTALS		RPI 1-25		RPI 26-50		W-L RECORDS		RPI 51-100		RPI 101-150		RPI 150+					
23-34-0		0-3-0		3-3-0		OVERALL		5-9-0		7-5-0		8-14-0					
5-13-0		0-0-0		1-1-0		HOME		3-6-0		0-2-0		1-4-0					
13-20-0		0-3-0		2-2-0		AWAY		1-2-0		5-3-0		5-10-0					
5-1-0		0-0-0		0-0-0		NEUTRAL		1-1-0		2-0-0		2-0-0					
11-22-0		0-3-0		1-1-0		NON-CONFERENCE		2-2-0		4-5-0		4-11-0					
2-7-0		0-0-0		1-1-0		HOME		0-0-0		0-2-0		1-4-0					
5-15-0		0-3-0		0-0-		AWAY		1-2-0		2-3-0		2-7-0					
4-0-0		0-0-0		0-0-0		NEUTRAL		1-0-0		2-0-0		1-0-0					
12-12-0		0-0-0		2-2-0		CONFERENCE		3-7-0		3-0-0		4-3-0					
3-6-0		0-0-0		0-0-0		HOME		3-6-0		0-0-0		0-0-0					
8-5-0		0-0-0		2-2-0		AWAY		0-0-0		3-0-0		3-3-0					
1-1-0		0-0-0		0-0-0		NEUTRAL		0-1-0		0-0-0		1-0-0					
RPI	S	Opponent		Score		RPI	S	Opponent		Score		RPI	S	Opponent		Score	
5	A	South Carolina		6	10	35	A	Creighton		4	5	60	H	Illinois St.		2	8
5	A	South Carolina		4	9	35	A	Creighton		2	1	60	H	Illinois St.		9	11
5	A	South Carolina		0	4	35	A	Creighton		0	5	60	H	Illinois St.		4	2
						35	A	Creighton		3	2	64	H	Missouri St.		4	5
						41	H	Dallas Baptist		5	6	64	H	Missouri St.		11	1
						41	H	Dallas Baptist		7	4	64	H	Missouri St.		4	11
												64	N	Missouri St.		4	6
												71	H	Wichita St.		6	9
												71	H	Wichita St.		4	3
												71	H	Wichita St.		5	11
												72	N	Oral Roberts		9	2
												95	A	Kennesaw St.		5	6
												95	A	Kennesaw St.		9	6
												95	A	Kennesaw St.		6	10
	</																

Non-Div. I Games:

Southern Ill.

Southern Ill.

166	A	Indiana St.	1	4
175	A	St. Louis	14	4

Through Games Of 2011 Final

RPI	S	Opponent	Score	
223	A	UT Martin	1	5
223	H	UT Martin	3	5
224	H	Le Moyne	9	10
241	A	Eastern Ill.	7	4
258	N	Grambling	4	3
265	A	Murray St.	2	5
265	H	Murray St.	9	0

Southern Ill.

S
o
u
t
h
e
r
n
I
l
l
.

S
o
u
t
h
e
r
n
I
l
l
.

Average RPI Win:	111	WON-LOST RECORD	WINNING PCT. RANK	LAST 15 GAMES	STRENGTH OF SCHEDULE	OPP. STRENGTH OF SCHEDULE	TEAM RPI	ADJ RPI	CONF. RPI	ADJ CONF. RPI					
DIV. I ONLY		39-19-0	.67241	27	7-8-0	65	36	27	.57302	24	5	5			
DIV. I NON-CONF.		22-9-0	.70968	40	1-2-0	122	29	37	.56897	36	5	5			
<hr/>															
TOTALS	RPI 1-25	RPI 26-50		W-L RECORDS		RPI 51-100		RPI 101-150		RPI 150+					
39-19-0	4-5-0	7-6-0		OVERALL		15-5-0		1-2-0		12-1-0					
23-5-0	1-2-0	1-1-0		HOME		10-2-0		0-0-0		11-0-0					
12-9-0	3-1-0	4-3-0		AWAY		3-2-0		1-2-0		1-1-0					
4-5-0	0-2-0	2-2-0		NEUTRAL		2-1-0		0-0-0		0-0-0					
22-9-0	0-3-0	5-4-0		NON-CONFERENCE		8-1-0		0-0-0		9-1-0					
14-2-0	0-0-0	1-1-0		HOME		5-1-0		0-0-0		8-0-0					
5-4-0	0-1-0	2-0-		AWAY		2-0-0		0-0-0		1-1-0					
3-3-0	0-2-0	2-1-0		NEUTRAL		1-0-0		0-0-0		0-0-0					
17-10-0	4-2-0	2-2-0		CONFERENCE		7-4-0		1-2-0		3-0-0					
9-3-0	1-2-0	0-0-0		HOME		5-1-0		0-0-0		3-0-0					
7-5-0	3-0-0	2-1-0		AWAY		1-2-0		1-2-0		0-0-0					
1-2-0	0-0-0	0-1-0		NEUTRAL		1-1-0		0-0-0		0-0-0					
<hr/>															
RPI S	Opponent	Score		RPI S	Opponent	Score		RPI S	Opponent	Score		RPI S	Opponent	Score	
10 A	Georgia Tech	2	6	28 N	LSU	6	8	62 A	Col. of Charleston	7	2	115 A	Memphis	8	5
12 H	Rice	0	4	29 A	East Carolina	6	7	63 A	Houston	1	6	115 A	Memphis	8	16
12 H	Rice	7	3	29 A	East Carolina	5	0	63 A	Houston	6	5	115 A	Memphis	5	6
12 H	Rice	2	16	29 A	East Carolina	3	1	63 A	Houston	5	6	167 A	Northwestern St.	9	2
18 N	Mississippi St.	0	3	29 N	East Carolina	0	4	63 N	Houston	6	7	184 A	La.-Monroe	2	7
18 N	Mississippi St.	4	5	32 N	Connecticut	6	3	64 H	Missouri St.	10	4	184 H	La.-Monroe	8	5
22 A	UCF	6	5	33 A	Alabama	10	6	64 H	Missouri St.	13	3	194 H	Marshall	10	8
22 A	UCF	5	2	33 H	Alabama	3	7	64 H	Missouri St.	12	1	194 H	Marshall	9	4
22 A	UCF	13	2	42 H	Ole Miss	4	3	70 N	Rhode Island	4	3	194 H	Marshall	8	7
				42 N	Ole Miss	8	6	74 H	UAB	4	2	229 H	Alcorn St.	11	5
				49 A	Troy	4	1	74 H	UAB	8	5	241 H	Eastern Ill.	6	2
				49 A	Troy	3	4	74 H	UAB	13	4	241 H	Eastern Ill.	9	1
				49 A	Troy	4	13	77 H	Tulane	12	0	241 H	Eastern Ill.	6	0
								77 H	Tulane	16	4	289 H	New Orleans	11	0
								77 H	Tulane	15	16	289 H	New Orleans	14	1
								77 N	Tulane	6	1	289 H	New Orleans	1	0
								81 H	La.-Lafayette	4	8				
								81 H	La.-Lafayette	6	5				
								99 A	South Ala.	7	4				
								99 H	South Ala.	15	3				
<hr/>															
LAST 15 GAMES															
10 A	Georgia Tech	2	6	12 H	Rice	0	4								
18 N	Mississippi St.	0	3	63 A	Houston	1	6								
29 N	East Carolina	0	4	63 A	Houston	5	6								
63 N	Houston	6	7												
77 N	Tulane	6	1												

Non-Div. I Games:

Southern Miss.

12 H Rice	7	3
12 H Rice	2	16

S
o
u
t
h
e
r
n
M
i
s
s
.

S
o
u
t
h
e
r
n
M
i
s
s
.

Average RPI Win:	265	WON-LOST	WINNING	LAST 15	STRENGTH OF	OPP. STRENGTH	TEAM	ADJ	CONF.	ADJ CONF.		
Average RPI Loss:	195	RECORD	PCT. RANK	GAMES	SCHEDULE	OF SCHEDULE	RPI	RPI	RPI	RPI		
DIV. I ONLY	25-19-0	.56818	97	9-6-0	282	283	219	.46314	217	30	30	
DIV. I NON-CONF.	4-8-0	.33333	238	0-1-0	275	93	269	.42408	264	30	31	
<hr/>												
TOTALS	RPI 1-25	RPI 26-50		W-L RECORDS		RPI 51-100		RPI 101-150		RPI 150+		
25-19-0	0-0-0	0-1-0		OVERALL		0-4-0		2-2-0		23-12-0		
11-7-0	0-0-0	0-0-0		HOME		0-2-0		1-0-0		10-5-0		
11-9-0	0-0-0	0-1-0		AWAY		0-2-0		1-1-0		10-5-0		
3-3-0	0-0-0	0-0-0		NEUTRAL		0-0-0		0-1-0		3-2-0		
<hr/>												
4-8-0	0-0-0	0-1-0		NON-CONFERENCE		0-4-0		2-2-0		2-1-0		
3-2-0	0-0-0	0-0-0		HOME		0-2-0		1-0-0		2-0-0		
1-5-0	0-0-0	0-0-		AWAY		0-2-0		1-1-0		0-1-0		
0-1-0	0-0-0	0-0-0		NEUTRAL		0-0-0		0-1-0		0-0-0		
<hr/>												
21-11-0	0-0-0	0-0-0		CONFERENCE		0-0-0		0-0-0		21-11-0		
8-5-0	0-0-0	0-0-0		HOME		0-0-0		0-0-0		8-5-0		
10-4-0	0-0-0	0-0-0		AWAY		0-0-0		0-0-0		10-4-0		
3-2-0	0-0-0	0-0-0		NEUTRAL		0-0-0		0-0-0		3-2-0		
<hr/>												
RPI	S	Opponent	Score	RPI	S	Opponent	Score	RPI	S	Opponent	Score	
				27	A	UC Irvine	1 7	59	A	Southeastern La.	4 10	
								59	H	Southeastern La.	0 9	
								81	A	La.-Lafayette	4 10	
								81	H	La.-Lafayette	5 13	
										126	N Bethune-Cookman	7 12
										140	A McNeese St.	8 10
										140	H McNeese St.	8 1
										150	A Nicholls St.	6 4
										229	A Alcorn St.	2 6
										229	N Alcorn St.	6 12
										258	A Grambling	17 8
										258	A Grambling	13 4
										258	A Grambling	10 0
										258	H Grambling	9 8
										258	H Grambling	9 14
										258	H Grambling	4 5
										258	N Grambling	4 8
										264	A Prairie View	2 3
										264	A Prairie View	2 4
										264	A Prairie View	17 5
										264	H Prairie View	6 10
										264	H Prairie View	7 0
										264	H Prairie View	8 1
										268	A Texas Southern	6 4
										268	A Texas Southern	5 2
										268	A Texas Southern	9 4
										268	H Texas Southern	2 7
										268	H Texas Southern	16 3
										268	H Texas Southern	3 5
										285	A Jackson St.	4 3
										285	H Jackson St.	7 5
<hr/>												
Non-Div. I Games:	Selma	12	0	Selma	13	1	Loyola (LA)	8	6	Selma	10	3
Southern U.												

268	H	Texas Southern	16	3
268	H	Texas Southern	2	7

RPI	S	Opponent	Score	
285	N	Jackson St.	14	9
285	N	Jackson St.	13	6
287	A	Ark.-Pine Bluff	15	10
287	A	Ark.-Pine Bluff	6	10
287	A	Ark.-Pine Bluff	9	2
287	H	Ark.-Pine Bluff	6	5
287	H	Ark.-Pine Bluff	10	7
287	H	Ark.-Pine Bluff	11	1
289	A	New Orleans	2	8
289	H	New Orleans	19	2
289	H	New Orleans	11	7
295	N	Alabama St.	10	3

S
o
u
t
h
e
r
n
U
.

S
o
u
t
h
e
r
n
U
.

Average RPI Win:	223	WON-LOST RECORD	WINNING PCT. RANK	LAST 15 GAMES	STRENGTH OF SCHEDULE	OPP. STRENGTH OF SCHEDULE	TEAM RPI	ADJ RPI	CONF. RPI	ADJ CONF. RPI		
DIV. I ONLY		22-31-0	.41509	211	6-9-0	244	265	247	.44652	243	27	27
DIV. I NON-CONF.		11-14-0	.44	183	0-0-0	140	280	187	.47814	182	26	26
<hr/>												
TOTALS	RPI 1-25	RPI 26-50		W-L RECORDS		RPI 51-100		RPI 101-150		RPI 150+		
22-31-0	0-0-0	0-0-0		OVERALL		1-4-0		1-3-0		20-24-0		
10-8-0	0-0-0	0-0-0		HOME		1-0-0		0-0-0		9-8-0		
11-20-0	0-0-0	0-0-0		AWAY		0-4-0		1-3-0		10-13-0		
1-3-0	0-0-0	0-0-0		NEUTRAL		0-0-0		0-0-0		1-3-0		
<hr/>												
11-14-0	0-0-0	0-0-0		NON-CONFERENCE		1-0-0		1-3-0		9-11-0		
5-4-0	0-0-0	0-0-0		HOME		1-0-0		0-0-0		4-4-0		
6-9-0	0-0-0	0-0-		AWAY		0-0-0		1-3-0		5-6-0		
0-1-0	0-0-0	0-0-0		NEUTRAL		0-0-0		0-0-0		0-1-0		
<hr/>												
11-17-0	0-0-0	0-0-0		CONFERENCE		0-4-0		0-0-0		11-13-0		
5-4-0	0-0-0	0-0-0		HOME		0-0-0		0-0-0		5-4-0		
5-11-0	0-0-0	0-0-0		AWAY		0-4-0		0-0-0		5-7-0		
1-2-0	0-0-0	0-0-0		NEUTRAL		0-0-0		0-0-0		1-2-0		
<hr/>												
RPI	S	Opponent	Score	RPI	S	Opponent	Score	RPI	S	Opponent	Score	
						72 A Oral Roberts	0 1			103 A Utah	6 8	
						72 A Oral Roberts	5 6			103 A Utah	10 9	
						72 A Oral Roberts	4 18			106 A Kansas	1 5	
						72 A Oral Roberts	2 12			106 A Kansas	1 2	
						87 H UNLV	13 11			159 A South Dakota St.	8 9	
										159 A South Dakota St.	10 0	
										159 A South Dakota St.	10 12	
										159 A South Dakota St.	1 17	
										181 H Northern Ill.	6 3	
										181 H Northern Ill.	7 5	
										184 A La.-Monroe	6 8	
										184 A La.-Monroe	8 17	
										184 A La.-Monroe	1 7	
										184 A La.-Monroe	3 4	
										185 N Iowa	3 8	
										190 H St. Mary's (CA)	1 11	
										190 H St. Mary's (CA)	0 2	
										190 H St. Mary's (CA)	5 10	
										207 A Utah Valley	10 6	
										207 A Utah Valley	10 7	
										207 A Utah Valley	11 13	
										207 H Utah Valley	6 4	
										207 H Utah Valley	0 5	
										207 H Utah Valley	3 2	
										249 H North Dakota St.	4 3	
										249 N North Dakota St.	2 1	
										249 N North Dakota St.	5 13	
<hr/>												
LAST 15 GAMES												
						72 A Oral Roberts	4 18			251 H Oakland	17 12	
						72 A Oral Roberts	2 12			275 A Centenary (LA)	0 6	
						72 A Oral Roberts	0 1			275 A Centenary (LA)	6 5	
						72 A Oral Roberts	5 6					
						251 H Oakland	7 6					

Non-Div. I Games: Benedictine (KS) 3 1

Southern Utah

251	H	Oakland	8	7
251	H	Oakland	3	6

RPI	S	Opponent	Score	
249	N	North Dakota St.	7	8
250	H	Western Ill.	4	15
250	H	Western Ill.	4	3
250	H	Western Ill.	5	15
250	H	Western Ill.	4	11
251	H	Oakland	17	12
251	H	Oakland	8	7
251	H	Oakland	7	6
251	H	Oakland	3	6
258	A	Grambling	15	11
260	A	Northern Colo.	3	10
260	A	Northern Colo.	6	3
260	A	Northern Colo.	3	2
273	A	IPFW	16	8
273	A	IPFW	30	9
273	A	IPFW	6	8
273	A	IPFW	1	8
275	A	Centenary (LA)	0	6
275	A	Centenary (LA)	3	8
275	A	Centenary (LA)	12	1
275	A	Centenary (LA)	6	5

Southern Utah

S
o
u
t
h
e
r
n
U
t
a
h

S
o
u
t
h
e
r
n
U
t
a
h

Average RPI Win:	222	WON-LOST RECORD	WINNING PCT. RANK	LAST 15 GAMES	STRENGTH OF SCHEDULE	OPP. STRENGTH OF SCHEDULE	TEAM RPI	ADJ RPI	CONF. RPI	ADJ CONF. RPI	
DIV. I ONLY		22-23-0	.48889 159	9-6-0	265	233	221	.45682 226	19	19	
DIV. I NON-CONF.		9-11-0	.45 175	2-1-0	298	249	279	.40709 278	20	21	
<hr/>											
TOTALS	RPI 1-25		RPI 26-50	W-L RECORDS		RPI 51-100		RPI 101-150		RPI 150+	
22-23-0	0-0-0		0-0-0	OVERALL		0-2-0		1-3-0		21-18-0	
11-8-0	0-0-0		0-0-0	HOME		0-0-0		0-0-0		11-8-0	
8-7-0	0-0-0		0-0-0	AWAY		0-0-0		1-2-0		7-5-0	
3-8-0	0-0-0		0-0-0	NEUTRAL		0-2-0		0-1-0		3-5-0	
9-11-0	0-0-0		0-0-0	NON-CONFERENCE		0-1-0		0-1-0		9-9-0	
4-3-0	0-0-0		0-0-0	HOME		0-0-0		0-0-0		4-3-0	
2-1-0	0-0-0		0-0-	AWAY		0-0-0		0-0-0		2-1-0	
3-7-0	0-0-0		0-0-0	NEUTRAL		0-1-0		0-1-0		3-5-0	
13-12-0	0-0-0		0-0-0	CONFERENCE		0-1-0		1-2-0		12-9-0	
7-5-0	0-0-0		0-0-0	HOME		0-0-0		0-0-0		7-5-0	
6-6-0	0-0-0		0-0-0	AWAY		0-0-0		1-2-0		5-4-0	
0-1-0	0-0-0		0-0-0	NEUTRAL		0-1-0		0-0-0		0-0-0	
RPI S	Opponent	Score	RPI S	Opponent	Score	RPI S	Opponent	Score	RPI S	Opponent	Score
						70 N	Rhode Island	4 7	117 N	Monmouth	3 5
						86 N	Sacred Heart	1 15	142 A	Xavier	2 1
									142 A	Xavier	1 6
									142 A	Xavier	11 12
									152 A	Fordham	6 2
									152 A	Fordham	6 5
									152 A	Fordham	1 9
									172 A	Richmond	3 4
									172 A	Richmond	0 3
									172 A	Richmond	7 8
									175 H	St. Louis	5 1
									175 H	St. Louis	8 3
									175 H	St. Louis	3 2
									177 H	La Salle	3 6
									177 H	La Salle	3 1
									177 H	La Salle	4 7
									189 N	Western Mich.	3 8
									189 N	Western Mich.	9 12
									194 N	Marshall	3 14
									194 N	Marshall	9 18
									194 N	Marshall	9 2
				LAST 15 GAMES					195 H	Dayton	3 13
				235 H Massachusetts	10 5	267 A	Temple	12 1	195 H	Dayton	6 7
				235 H Massachusetts	5 7	267 A	Temple	9 6	195 H	Dayton	9 8
				235 H Massachusetts	10 0	272 H	Cleveland St.	8 1	221 A	Canisius	3 20
				195 H Dayton	9 8				221 H	Canisius	0 2
				195 H Dayton	6 7				221 H	Canisius	1 0

Non-Div. I Games:	American Int'l	7	1
--------------------------	-----------------------	----------	----------

St. Bonaventure

195 H Dayton	3	13
267 A Temple	8	1

RPI	S	Opponent	Score	
232	N	Northeastern	6	5
232	N	Northeastern	7	6
232	N	Northeastern	4	9
235	H	Massachusetts	5	7
235	H	Massachusetts	10	5
235	H	Massachusetts	10	0
267	A	Temple	9	6
267	A	Temple	12	1
267	A	Temple	8	1
272	H	Cleveland St.	8	1
275	A	Buffalo	12	4
275	A	Buffalo	3	2
275	H	Buffalo	1	7
275	H	Buffalo	3	11
283	H	Niagara	9	1
283	H	Niagara	3	1

St. Bonaventure

S
t
.
B
o
n
a
v
e
n
t
u
r
e

S
t
.
B
o
n
a
v
e
n
t
u
r
e

Average RPI Win:		155	WON-LOST RECORD		WINNING PCT. RANK	LAST 15 GAMES	STRENGTH OF SCHEDULE		OPP. STRENGTH OF SCHEDULE	TEAM RPI	ADJ RPI	CONF. RPI	ADJ CONF. RPI				
Average RPI Loss:		84															
DIV. I ONLY			36-22-0		.62069	56	10-5-0		62	102	49	.5508	52	12	12		
DIV. I NON-CONF.			15-12-0		.55556	116	2-2-0		87	81	83	.53356	86	12	12		
TOTALS		RPI 1-25		RPI 26-50		W-L RECORDS		RPI 51-100		RPI 101-150		RPI 150+					
36-22-0		1-4-0		1-4-0		OVERALL		8-10-0		6-1-0		20-3-0					
18-2-0		0-0-0		0-0-0		HOME		3-0-0		4-0-0		11-2-0					
11-16-0		1-4-0		0-3-0		AWAY		4-8-0		0-0-0		6-1-0					
7-4-0		0-0-0		1-1-0		NEUTRAL		1-2-0		2-1-0		3-0-0					
15-12-0		1-4-0		1-1-0		NON-CONFERENCE		2-4-0		2-1-0		9-2-0					
5-1-0		0-0-0		0-0-0		HOME		0-0-0		1-0-0		4-1-0					
6-9-0		1-4-0		0-0-		AWAY		2-4-0		0-0-0		3-1-0					
4-2-0		0-0-0		1-1-0		NEUTRAL		0-0-0		1-1-0		2-0-0					
21-10-0		0-0-0		0-3-0		CONFERENCE		6-6-0		4-0-0		11-1-0					
13-1-0		0-0-0		0-0-0		HOME		3-0-0		3-0-0		7-1-0					
5-7-0		0-0-0		0-3-0		AWAY		2-4-0		0-0-0		3-0-0					
3-2-0		0-0-0		0-0-0		NEUTRAL		1-2-0		1-0-0		1-0-0					
RPI	S	Opponent		Score		RPI	S	Opponent		Score		RPI	S	Opponent		Score	
1	A	North Carolina		1	8	29	N	East Carolina		2	0	57	A	Seton Hall		6	1
3	A	Virginia		2	10	29	N	East Carolina		4	6	57	A	Seton Hall		4	3
10	A	Georgia Tech		0	5	32	A	Connecticut		5	6	57	A	Seton Hall		3	6
10	A	Georgia Tech		0	13	32	A	Connecticut		1	9	57	N	Seton Hall		2	4
10	A	Georgia Tech		13	3	32	A	Connecticut		2	8	80	A	Ga. Southern		7	3
												80	A	Ga. Southern		3	4
												80	A	Ga. Southern		14	3
												92	A	Gardner-Webb		2	3
												92	A	Gardner-Webb		11	18
												94	A	UNC Greensboro		7	9
												96	A	South Fla.		0	2
												96	A	South Fla.		1	2
												96	A	South Fla.		2	5
												97	H	Louisville		8	2
												97	H	Louisville		7	2
												97	H	Louisville		6	5
												97	N	Louisville		5	7
												97	N	Louisville		5	1
						</											

Non-Div. I Games:

St. John's (NY)

97 N Louisville	5	7
138 N Pittsburgh	6	4

RPI	S	Opponent	Score	
245	H	Wagner	13	4
253	H	Iona	4	14
278	H	NYIT	15	0

Average RPI Win:	195	WON-LOST	WINNING	LAST 15	STRENGTH OF	OPP. STRENGTH	TEAM	ADJ	CONF.	ADJ CONF.	
Average RPI Loss:	161	RECORD	PCT. RANK	GAMES	SCHEDULE	OF SCHEDULE	RPI	RPI	RPI	RPI	
DIV. I ONLY	21-31-0	.40385	218	7-8-0	169	226	212	.46048	220	19	19
DIV. I NON-CONF.	8-18-0	.30769	250	0-3-0	235	203	267	.4203	267	20	21
<hr/>											
TOTALS	RPI 1-25	RPI 26-50		W-L RECORDS		RPI 51-100		RPI 101-150		RPI 150+	
21-31-0	0-0-0	0-1-0		OVERALL		1-7-0		4-6-0		16-17-0	
10-14-0	0-0-0	0-0-0		HOME		0-3-0		0-1-0		10-10-0	
11-17-0	0-0-0	0-1-0		AWAY		1-4-0		4-5-0		6-7-0	
0-0-0	0-0-0	0-0-0		NEUTRAL		0-0-0		0-0-0		0-0-0	
8-18-0	0-0-0	0-1-0		NON-CONFERENCE		0-2-0		4-6-0		4-9-0	
3-7-0	0-0-0	0-0-0		HOME		0-0-0		0-1-0		3-6-0	
5-11-0	0-0-0	0-0-		AWAY		0-2-0		4-5-0		1-3-0	
0-0-0	0-0-0	0-0-0		NEUTRAL		0-0-0		0-0-0		0-0-0	
13-13-0	0-0-0	0-0-0		CONFERENCE		1-5-0		0-0-0		12-8-0	
7-7-0	0-0-0	0-0-0		HOME		0-3-0		0-0-0		7-4-0	
6-6-0	0-0-0	0-0-0		AWAY		1-2-0		0-0-0		5-4-0	
0-0-0	0-0-0	0-0-0		NEUTRAL		0-0-0		0-0-0		0-0-0	
RPI	S	Opponent	Score	RPI	S	Opponent	Score	RPI	S	Opponent	Score
47	A	Elon	2 11	70	A	Rhode Island	5 4	109	H	Manhattan	7 10
				70	A	Rhode Island	0 9	113	A	Maryland	1 4
				70	A	Rhode Island	6 8	127	A	Old Dominion	7 5
				73	H	Charlotte	1 11	127	A	Old Dominion	11 7
				73	H	Charlotte	2 9	127	A	Old Dominion	5 7
				73	H	Charlotte	0 11	127	A	Old Dominion	4 10
				100	A	UNC Wilmington	1 3	147	A	UTSA	0 6
				100	A	UNC Wilmington	2 4	147	A	UTSA	3 0
								147	A	UTSA	11 10
								147	A	UTSA	1 5
								152	A	Fordham	2 3
								152	A	Fordham	9 5
								152	A	Fordham	4 7
								161	A	Delaware	9 3
								161	H	Delaware	3 5
								172	H	Richmond	2 7
								172	H	Richmond	10 4
								172	H	Richmond	11 7
								175	H	St. Louis	7 4
								175	H	St. Louis	1 2
								175	H	St. Louis	9 0
				LAST 15 GAMES				177	H	La Salle	6 2
				172	H	Richmond	10 4	178	H	Holy Cross	3 16
				172	H	Richmond	2 7	195	H	Dayton	1 6
				172	H	Richmond	11 7	195	H	Dayton	1 3
				267	A	Temple	4 1	195	H	Dayton	8 4
				267	A	Temple	9 5	203	H	Fairfield	2 7

Non-Div. I Games:

St. Joseph's

267 A Temple	4	1
177 H La Salle	6	2

RPI	S	Opponent	Score	
233	A	Lehigh	3	4
236	H	Villanova	11	7
245	A	Wagner	1	4
245	A	Wagner	0	5
247	H	Lafayette	7	1
253	H	Iona	3	4
261	A	George Washington	9	5
261	A	George Washington	5	6
261	A	George Washington	3	6
263	H	Cornell	3	9
267	A	Temple	4	1
267	A	Temple	9	5
267	A	Temple	4	1
267	H	Temple	4	3
278	H	NYIT	6	8
281	H	Mt. St. Mary's	3	2

Average RPI Win:	175	WON-LOST RECORD	WINNING PCT. RANK	LAST 15 GAMES	STRENGTH OF SCHEDULE	OPP. STRENGTH OF SCHEDULE	TEAM RPI	ADJ RPI	CONF. RPI	ADJ CONF. RPI			
Average RPI Loss:	176												
DIV. I ONLY	26-26-0	.5	149	6-8-0	176	208	175	.4888	175	19	19		
DIV. I NON-CONF.	16-12-0	.57143	101	0-2-0	217	228	151	.49568	152	20	21		
<hr/>													
TOTALS	RPI 1-25	RPI 26-50		W-L RECORDS		RPI 51-100		RPI 101-150		RPI 150+			
26-26-0	0-0-0	0-0-0		OVERALL		4-5-0		2-3-0		20-18-0			
16-12-0	0-0-0	0-0-0		HOME		3-2-0		1-1-0		12-9-0			
7-13-0	0-0-0	0-0-0		AWAY		1-3-0		1-1-0		5-9-0			
3-1-0	0-0-0	0-0-0		NEUTRAL		0-0-0		0-1-0		3-0-0			
<hr/>													
16-12-0	0-0-0	0-0-0		NON-CONFERENCE		1-2-0		2-3-0		13-7-0			
9-7-0	0-0-0	0-0-0		HOME		1-1-0		1-1-0		7-5-0			
4-4-0	0-0-0	0-0-		AWAY		0-1-0		1-1-0		3-2-0			
3-1-0	0-0-0	0-0-0		NEUTRAL		0-0-0		0-1-0		3-0-0			
<hr/>													
10-14-0	0-0-0	0-0-0		CONFERENCE		3-3-0		0-0-0		7-11-0			
7-5-0	0-0-0	0-0-0		HOME		2-1-0		0-0-0		5-4-0			
3-9-0	0-0-0	0-0-0		AWAY		1-2-0		0-0-0		2-7-0			
0-0-0	0-0-0	0-0-0		NEUTRAL		0-0-0		0-0-0		0-0-0			
<hr/>													
RPI S	Opponent	Score	RPI S	Opponent	Score	RPI S	Opponent	Score	RPI S	Opponent	Score		
						64 A	Missouri St.	11	13	118 N	Illinois	4	7
						64 H	Missouri St.	3	5	125 A	Evansville	4	6
						64 H	Missouri St.	6	5	125 H	Evansville	6	5
						70 A	Rhode Island	7	1	145 A	Southeast Mo. St.	14	8
						70 A	Rhode Island	2	6	145 H	Southeast Mo. St.	4	6
						70 A	Rhode Island	2	4	152 H	Fordham	5	1
						73 H	Charlotte	0	3	152 H	Fordham	1	0
						73 H	Charlotte	10	5	152 H	Fordham	0	4
						73 H	Charlotte	5	2	157 A	Southern Ill.	8	4
										157 H	Southern Ill.	4	14
										172 A	Richmond	7	12
										172 A	Richmond	6	5
										172 A	Richmond	8	10
										177 H	La Salle	0	3
										177 H	La Salle	6	4
										177 H	La Salle	5	4
										180 A	SIU Edwardsville	10	5
										180 H	SIU Edwardsville	11	0
										181 H	Northern Ill.	3	7
										181 N	Northern Ill.	7	1
				202 H	Northwestern	9	15						
LAST 15 GAMES						202 H	Northwestern	6	1				
						202 H	Northwestern	5	8				
						202 H	Northwestern	5	2				
						218 N	Ill.-Chicago	8	1				
						218 N	Ill.-Chicago	17	7				
						220 A	St. Joseph's	0	9				

Non-Div. I Games:

Fontbonne

13 0

Washington-St. Louis

5 4

Mo.-St. Louis

11 2

St. Louis

St. Louis

172	A	Richmond	7	12
172	A	Richmond	6	5

Through Games Of 2011 Final

RPI	S	Opponent	Score	
220	A	St. Joseph's	4	7
220	A	St. Joseph's	2	1
224	H	Le Moyne	2	1
224	H	Le Moyne	5	3
224	H	Le Moyne	7	6
226	A	St. Bonaventure	1	5
226	A	St. Bonaventure	2	3
226	A	St. Bonaventure	3	8
241	A	Eastern Ill.	7	2
241	H	Eastern Ill.	2	5
250	H	Western Ill.	8	6
261	H	George Washington	4	9
261	H	George Washington	2	12
261	H	George Washington	4	0
270	A	Tex.-Pan American	4	5
270	A	Tex.-Pan American	0	5

St. Louis

S
t
.
L
o
u
i
s

S
t
.
L
o
u
i
s

Average RPI Win: 168		WON-LOST	WINNING	LAST 15	STRENGTH OF		OPP. STRENGTH	TEAM	ADJ	CONF.	ADJ CONF.						
Average RPI Loss: 127		RECORD	PCT. RANK	GAMES	SCHEDULE		OF SCHEDULE	RPI	RPI	RPI	RPI						
DIV. I ONLY		27-28-0	.49091	153	9-6-0		232	119	188	.47882	190	17	17				
DIV. I NON-CONF.		18-16-0	.52941	135	5-1-0		225	105	165	.48896	164	14	14				
<hr/>																	
TOTALS		RPI 1-25		RPI 26-50		W-L RECORDS		RPI 51-100		RPI 101-150		RPI 150+					
27-28-0		1-2-0		1-2-0		OVERALL		6-7-0		3-6-0		16-11-0					
13-13-0		1-0-0		1-1-0		HOME		1-2-0		1-1-0		9-9-0					
14-14-0		0-1-0		0-1-0		AWAY		5-5-0		2-5-0		7-2-0					
0-1-0		0-1-0		0-0-0		NEUTRAL		0-0-0		0-0-0		0-0-0					
18-16-0		1-2-0		1-2-0		NON-CONFERENCE		1-3-0		3-6-0		12-3-0					
10-4-0		1-0-0		1-1-0		HOME		0-0-0		1-1-0		7-2-0					
8-11-0		0-1-0		0-0-		AWAY		1-3-0		2-5-0		5-1-0					
0-1-0		0-1-0		0-0-0		NEUTRAL		0-0-0		0-0-0		0-0-0					
9-12-0		0-0-0		0-0-0		CONFERENCE		5-4-0		0-0-0		4-8-0					
3-9-0		0-0-0		0-0-0		HOME		1-2-0		0-0-0		2-7-0					
6-3-0		0-0-0		0-0-0		AWAY		4-2-0		0-0-0		2-1-0					
0-0-0		0-0-0		0-0-0		NEUTRAL		0-0-0		0-0-0		0-0-0					
RPI	S	Opponent		Score		RPI	S	Opponent		Score		RPI	S	Opponent		Score	
13	A	Stanford		14	16	27	H	UC Irvine		1	0	54	A	Oregon		2	3
13	H	Stanford		3	2	27	H	UC Irvine		7	8	54	A	Oregon		3	2
16	N	Georgia		0	3	34	A	UCLA		2	10	54	A	Oregon		0	3
												75	A	Gonzaga		12	1
												75	A	Gonzaga		2	5
												75	A	Gonzaga		7	6
												89	A	Southern California		2	6
												90	A	San Francisco		0	1
												90	A	San Francisco		9	4
												90	A	San Francisco		6	5
												98	H	Loyola Marymount		6	4
												98	H	Loyola Marymount		3	5
												98	H	Loyola Marymount		0	5

Non-Div. I Games:

St. Mary's (CA)

240	H	Seattle	7	4
240	H	Seattle	8	6

RPI	S	Opponent	Score	
240	H	Seattle	8	6
240	H	Seattle	3	7
240	H	Seattle	7	4
243	A	Southern Utah	11	1
243	A	Southern Utah	10	5
243	A	Southern Utah	2	0
289	H	New Orleans	7	0
289	H	New Orleans	7	3
289	H	New Orleans	14	0

S
t
.
M
a
r
y
'
s
(
C
A
)

S
t
.
M
a
r
y
'
s
(
C
A
)

Average RPI Win:	249	WON-LOST	WINNING	LAST 15	STRENGTH OF	OPP. STRENGTH	TEAM	ADJ	CONF.	ADJ CONF.			
Average RPI Loss:	175	RECORD	PCT. RANK	GAMES	SCHEDULE	OF SCHEDULE	RPI	RPI	RPI	RPI			
DIV. I ONLY		16-34-0	.32	267	4-11-0	243	273	269	.42111	269	22	22	
DIV. I NON-CONF.		11-16-0	.40741	202	2-1-0	250	293	254	.43493	254	22	22	
<hr/>													
TOTALS	RPI 1-25	RPI 26-50		W-L RECORDS		RPI 51-100		RPI 101-150		RPI 150+			
16-34-0	0-0-0	0-0-0		OVERALL		0-1-0		2-15-0		14-18-0			
7-8-0	0-0-0	0-0-0		HOME		0-0-0		2-5-0		5-3-0			
8-23-0	0-0-0	0-0-0		AWAY		0-1-0		0-10-0		8-12-0			
1-3-0	0-0-0	0-0-0		NEUTRAL		0-0-0		0-0-0		1-3-0			
<hr/>													
11-16-0	0-0-0	0-0-0		NON-CONFERENCE		0-1-0		1-7-0		10-8-0			
3-0-0	0-0-0	0-0-0		HOME		0-0-0		1-0-0		2-0-0			
7-13-0	0-0-0	0-0-		AWAY		0-1-0		0-7-0		7-5-0			
1-3-0	0-0-0	0-0-0		NEUTRAL		0-0-0		0-0-0		1-3-0			
<hr/>													
5-18-0	0-0-0	0-0-0		CONFERENCE		0-0-0		1-8-0		4-10-0			
4-8-0	0-0-0	0-0-0		HOME		0-0-0		1-5-0		3-3-0			
1-10-0	0-0-0	0-0-0		AWAY		0-0-0		0-3-0		1-7-0			
0-0-0	0-0-0	0-0-0		NEUTRAL		0-0-0		0-0-0		0-0-0			
<hr/>													
RPI	S	Opponent	Score	RPI	S	Opponent	Score	RPI	S	Opponent	Score		
								57	A	Seton Hall	0	3	
								105	H	Marist	7	14	
								105	H	Marist	1	7	
								105	H	Marist	6	4	
								109	H	Manhattan	1	3	
								109	H	Manhattan	2	6	
								109	H	Manhattan	3	11	
								114	A	Rider	1	2	
								114	A	Rider	6	8	
								114	A	Rider	5	10	
								115	A	Memphis	3	5	
								115	A	Memphis	2	6	
								115	A	Memphis	3	12	
								117	A	Monmouth	3	11	
								117	H	Monmouth	8	5	
								150	A	Nicholls St.	2	15	
								150	A	Nicholls St.	3	4	
								150	A	Nicholls St.	2	7	
								154	N	Maine	7	5	
								154	N	Maine	1	5	
177	A	La Salle	2	3									
177	A	La Salle	6	7									
								191	H	Siena	0	12	
								191	H	Siena	3	7	
								191	H	Siena	5	4	
								203	A	Fairfield	2	8	
								203	A	Fairfield	9	12	
								203	A	Fairfield	0	1	
								191	H	Siena	3	7	
								191	H	Siena	5	4	
								57	A	Seton Hall	0	3	
								203	A	Fairfield	2	8	
								203	A	Fairfield	9	12	
								203	A	Fairfield	0	1	
								191	H	Siena	3	7	
								191	H	Siena	5	4	
								57	A	Seton Hall	0	3	
								203	A	Fairfield	2	8	
								203	A	Fairfield	9	12	
								203	A	Fairfield	0	1	
								191	H	Siena	3	7	
								191	H	Siena	5	4	
								57	A	Seton Hall	0	3	
								203	A	Fairfield	2	8	
								203	A	Fairfield	9	12	
								203	A	Fairfield	0	1	
								191	H	Siena	3	7	
								191	H	Siena	5	4	
								57	A	Seton Hall	0	3	
								203	A	Fairfield	2	8	
								203	A	Fairfield	9	12	
								203	A	Fairfield	0	1	
								191	H	Siena	3	7	
								191	H	Siena	5	4	
								57	A	Seton Hall	0	3	
								203	A	Fairfield	2	8	
								203	A	Fairfield			

Non-Div. I Games:

St. Peter's

St. Peter's

191 H Siena	0	12
114 A Rider	6	8

Through Games Of 2011 Final

RPI	S	Opponent	Score	
221	A	Canisius	1	6
221	A	Canisius	2	12
236	A	Villanova	4	8
245	A	Wagner	8	3
253	A	Iona	3	16
253	A	Iona	1	13
253	A	Iona	6	3
267	A	Temple	7	11
283	H	Niagara	10	1
283	H	Niagara	14	3
283	H	Niagara	0	4
286	A	Fairleigh Dickinson	10	4
286	N	Fairleigh Dickinson	0	9
292	A	Savannah St.	3	1
292	A	Savannah St.	4	7
292	A	Savannah St.	6	3
292	A	Savannah St.	4	1
293	A	NJIT	6	4
293	A	NJIT	6	5
293	N	NJIT	6	7
299	H	Md.-East. Shore	5	3
299	H	Md.-East. Shore	5	1

St. Peter's

S
t
.
P
e
t
e
r
's

S
t
.
P
e
t
e
r
's

Average RPI Win: 96		WON-LOST RECORD		WINNING PCT. RANK		LAST 15 GAMES		STRENGTH OF SCHEDULE		OPP. STRENGTH OF SCHEDULE		TEAM RPI		ADJ RPI		CONF. RPI		ADJ CONF. RPI	
Average RPI Loss: 40																			
DIV. I ONLY		35-22-0		.61404 61		9-6-0		22		14		17		.58833 13		4		4	
DIV. I NON-CONF.		19-10-0		.65517 55		4-3-0		19		11		16		.59676 13		3		3	
TOTALS		RPI 1-25		RPI 26-50		W-L RECORDS		RPI 51-100		RPI 101-150		RPI 150+							
35-22-0		8-13-0		6-1-0		OVERALL		7-6-0		3-1-0		11-1-0							
18-7-0		2-4-0		4-1-0		HOME		2-1-0		1-1-0		9-0-0							
15-15-0		6-9-0		2-0-0		AWAY		4-5-0		1-0-0		2-1-0							
2-0-0		0-0-0		0-0-0		NEUTRAL		1-0-0		1-0-0		0-0-0							
19-10-0		5-7-0		0-0-0		NON-CONFERENCE		3-1-0		3-1-0		8-1-0							
9-2-0		0-0-0		0-0-0		HOME		2-1-0		1-1-0		6-0-0							
8-8-0		5-7-0		0-0-		AWAY		0-0-0		1-0-0		2-1-0							
2-0-0		0-0-0		0-0-0		NEUTRAL		1-0-0		1-0-0		0-0-0							
16-12-0		3-6-0		6-1-0		CONFERENCE		4-5-0		0-0-0		3-0-0							
9-5-0		2-4-0		4-1-0		HOME		0-0-0		0-0-0		3-0-0							
7-7-0		1-2-0		2-0-0		AWAY		4-5-0		0-0-0		0-0-0							
0-0-0		0-0-0		0-0-0		NEUTRAL		0-0-0		0-0-0		0-0-0							
RPI S	Opponent	Score		RPI S	Opponent	Score		RPI S	Opponent	Score		RPI S	Opponent	Score					
1 A	North Carolina	2	5	26 A	California	3	2	51 N	Kansas St.	10	3	101 H	Cal Poly	1	3				
1 A	North Carolina	5	7	26 A	California	4	2	54 A	Oregon	9	8	118 N	Illinois	14	2				
4 A	Vanderbilt	5	2	26 H	California	9	5	54 A	Oregon	2	6	124 A	San Jose St.	3	1				
4 A	Vanderbilt	7	8	26 H	California	3	2	54 A	Oregon	5	6	124 H	San Jose St.	5	2				
4 A	Vanderbilt	1	2	34 H	UCLA	1	4	61 A	Washington St.	4	3	183 H	Washington	7	2				
7 A	Arizona St.	1	7	34 H	UCLA	7	4	61 A	Washington St.	8	10	183 H	Washington	8	7				
7 A	Arizona St.	10	12	34 H	UCLA	5	4	61 A	Washington St.	22	3	183 H	Washington	6	2				
7 A	Arizona St.	6	4					65 H	Long Beach St.	3	6	190 A	St. Mary's (CA)	2	3				
11 A	Texas	3	4					65 H	Long Beach St.	6	1	190 H	St. Mary's (CA)	16	14				
11 A	Texas	9	2					65 H	Long Beach St.	6	5	210 A	Pacific	11	5				
11 A	Texas	2	4					89 A	Southern California	2	6	210 H	Pacific	3	1				
12 A	Rice	6	2					89 A	Southern California	1	3	211 H	UC Davis	3	2				
12 A	Rice	5	3					89 A	Southern California	8	1	211 H	UC Davis	11	4				
12 A	Rice	1	7									228 A	Santa Clara	10	3				
15 A	Cal St. Fullerton	1	0									228 H	Santa Clara	9	1				
19 H	Arizona	1	0									228 H	Santa Clara	8	4				
19 H	Arizona	3	7																
19 H	Arizona	2	1																
25 H	Oregon St.	1	8																
25 H	Oregon St.	0	1																
25 H	Oregon St.	4	6																
LAST 15 GAMES																			
1 A	North Carolina	5	7	101 H	Cal Poly	1	3												
1 A	North Carolina	2	5	19 H	Arizona	2	1												
118 N	Illinois	14	2	19 H	Arizona	3	7												
15 A	Cal St. Fullerton	1	0																
51 N	Kansas St.	10	3																

Non-Div. I Games:

Stanford

26	A	California	4	2
26	A	California	3	2

S
t
a
n
f
o
r
d

S
t
a
n
f
o
r
d

Average RPI Win: 166		WON-LOST	WINNING	LAST 15	STRENGTH OF		OPP. STRENGTH	TEAM	ADJ		CONF.	ADJ CONF.					
Average RPI Loss: 99		RECORD	PCT. RANK	GAMES	SCHEDULE		OF SCHEDULE	RPI	RPI		RPI	RPI					
DIV. I ONLY		37-23-0	.61667	58	7-8-0		186	126	95	.52596	93	9	8				
DIV. I NON-CONF.		14-7-0	.66667	50	1-1-0		286	190	157	.49544	153	10	10				
<hr/>																	
TOTALS		RPI 1-25		RPI 26-50		W-L RECORDS		RPI 51-100		RPI 101-150		RPI 150+					
37-23-0		1-2-0		1-4-0		OVERALL		5-7-0		11-6-0		19-4-0					
18-11-0		0-0-0		0-1-0		HOME		0-3-0		7-5-0		11-2-0					
14-11-0		1-2-0		1-3-0		AWAY		4-3-0		2-1-0		6-2-0					
5-1-0		0-0-0		0-0-0		NEUTRAL		1-1-0		2-0-0		2-0-0					
14-7-0		1-2-0		0-1-0		NON-CONFERENCE		0-1-0		0-0-0		13-3-0					
8-3-0		0-0-0		0-1-0		HOME		0-0-0		0-0-0		8-2-0					
4-4-0		1-2-0		0-0-		AWAY		0-1-0		0-0-0		3-1-0					
2-0-0		0-0-0		0-0-0		NEUTRAL		0-0-0		0-0-0		2-0-0					
23-16-0		0-0-0		1-3-0		CONFERENCE		5-6-0		11-6-0		6-1-0					
10-8-0		0-0-0		0-0-0		HOME		0-3-0		7-5-0		3-0-0					
10-7-0		0-0-0		1-3-0		AWAY		4-2-0		2-1-0		3-1-0					
3-1-0		0-0-0		0-0-0		NEUTRAL		1-1-0		2-0-0		0-0-0					
RPI	S	Opponent		Score		RPI	S	Opponent		Score		RPI	S	Opponent		Score	
9	A	Texas A&M		5	7	40	A	Texas St.		3	10	59	A	Southeastern La.		8	5
12	A	Rice		1	9	40	A	Texas St.		11	12	59	A	Southeastern La.		4	9
21	A	TCU		4	3	40	A	Texas St.		0	9	59	A	Southeastern La.		4	5
						40	A	Texas St.		7	6	63	A	Houston		3	10
						41	H	Dallas Baptist		7	8	78	H	Sam Houston St.		1	5
												78	H	Sam Houston St.		3	7
												78	H	Sam Houston St.		2	3
												85	A	A&M-Corpus Christi		15	3
												85	A	A&M-Corpus Christi		18	8
												85	A	A&M-Corpus Christi		14	2
												85	N	A&M-Corpus Christi		5	11
												85	N	A&M-Corpus Christi		6	5

Non-Div. I Games:

Stephen F. Austin

120 H Lamar	2	3
120 H Lamar	5	0

RPI	S	Opponent	Score	
167	A	Northwestern St.	2	8
184	N	La.-Monroe	7	1
262	A	Houston Baptist	13	1
262	H	Houston Baptist	6	0
268	A	Texas Southern	4	0
268	H	Texas Southern	6	5
270	H	Tex.-Pan American	6	3
275	A	Centenary (LA)	3	4
275	H	Centenary (LA)	22	2
275	H	Centenary (LA)	10	2
287	A	Ark.-Pine Bluff	9	5
287	H	Ark.-Pine Bluff	5	0
289	N	New Orleans	16	7

Stephen F. Austin

S
t
e
p
h
e
n
F
.
A
u
s
t
i
n

S
t
e
p
h
e
n
F
.
A
u
s
t
i
n

Average RPI Win: 122		WON-LOST RECORD		WINNING PCT. RANK		LAST 15 GAMES		STRENGTH OF SCHEDULE		OPP. STRENGTH OF SCHEDULE		TEAM RPI		ADJ RPI		CONF. RPI		ADJ CONF. RPI				
DIV. I ONLY		43-20-0		.68254 22		6-9-0		41		79		19		.57747 20		8		9				
DIV. I NON-CONF.		19-11-0		.63333 68		2-4-0		20		75		26		.57729 26		9		9				
TOTALS		RPI 1-25		RPI 26-50		W-L RECORDS		RPI 51-100		RPI 101-150		RPI 150+										
43-20-0		4-5-0		7-4-0		OVERALL		8-4-0		11-2-0		13-5-0										
28-9-0		3-2-0		2-2-0		HOME		8-2-0		7-1-0		8-2-0										
12-9-0		1-3-0		2-1-0		AWAY		0-1-0		4-1-0		5-3-0										
3-2-0		0-0-0		3-1-0		NEUTRAL		0-1-0		0-0-0		0-0-0										
19-11-0		4-5-0		2-1-0		NON-CONFERENCE		1-1-0		5-2-0		7-2-0										
15-6-0		3-2-0		0-1-0		HOME		1-0-0		4-1-0		7-2-0										
2-5-0		1-3-0		0-0-		AWAY		0-1-0		1-1-0		0-0-0										
2-0-0		0-0-0		2-0-0		NEUTRAL		0-0-0		0-0-0		0-0-0										
24-9-0		0-0-0		5-3-0		CONFERENCE		7-3-0		6-0-0		6-3-0										
13-3-0		0-0-0		2-1-0		HOME		7-2-0		3-0-0		1-0-0										
10-4-0		0-0-0		2-1-0		AWAY		0-0-0		3-0-0		5-3-0										
1-2-0		0-0-0		1-1-0		NEUTRAL		0-1-0		0-0-0		0-0-0										
RPI	S	Opponent		Score		RPI	S	Opponent		Score		RPI	S	Opponent		Score						
5	A	South Carolina		2	8	36	N	North Carolina St.		8	7	56	H	Mercer		3	2	111	A	Fla. Gulf Coast	6	4
5	A	South Carolina		5	11	36	N	North Carolina St.		5	3	56	H	Mercer		4	3	111	A	Fla. Gulf Coast	8	5
6	A	Florida St.		6	4	38	H	FIU		9	10	56	H	Mercer		3	2	111	A	Fla. Gulf Coast	13	2
6	H	Florida St.		1	13	39	H	East Tenn. St.		6	14	58	H	Belmont		7	4	118	H	Illinois	5	3
16	H	Georgia		6	3	39	H	East Tenn. St.		15	4	58	H	Belmont		2	5	126	A	Bethune-Cookman	4	3
16	H	Georgia		7	2	39	H	East Tenn. St.		4	1	58	H	Belmont		5	11	126	A	Bethune-Cookman	2	10
16	H	Georgia		8	4	39	N	East Tenn. St.		7	2	58	N	Belmont		3	15	126	H	Bethune-Cookman	3	4
22	A	UCF		2	8	46	A	Jacksonville		4	10	95	H	Kennesaw St.		10	2	126	H	Bethune-Cookman	7	6
22	H	UCF		6	7	46	A	Jacksonville		14	6	95	H	Kennesaw St.		6	3	130	H	North Florida	6	3
						46	A	Jacksonville		9	4	95	H	Kennesaw St.		4	3	130	H	North Florida	10	6
						46	N	Jacksonville		3	5	96	A	South Fla.		2	5	130	H	North Florida	6	0
												96	H	South Fla.		9	1	132	H	Central Mich.	9	8
																		132	H	Central Mich.	9	1
																		154	H	Maine	6	2
																		154	H	Maine	0	6
																		154	H	Maine	3	1
																		191	H	Siena	4	6
																		191	H	Siena	5	1
																		201	H	Columbia	7	6
																		214	A	Lipscomb	6	4
																		214	A	Lipscomb	3	9
																		214	H	Lipscomb	9	5
																		215	A	S.C. Upstate	10	4
																		215	A	S.C. Upstate	9	2
																		215	A	S.C. Upstate	0	6
																		255	A	Campbell	2	7
																		255	A	Campbell	14	3
				LAST 15 GAMES																		
5	A	South Carolina		2	8	58	H	Belmont		5	11	58	H	Belmont		2	5	58	H	Belmont	7	4
36	N	North Carolina St.		5	3																	
5	A	South Carolina		5	11																	
36	N	North Carolina St.		8	7																	
46	N	Jacksonville		3	5																	

Non-Div. I Games:

Stetson

39 N East Tenn. St.	7	2
58 N Belmont	3	15

RPI	S	Opponent	Score	
255	A	Campbell	12	1
292	H	Savannah St.	10	5
292	H	Savannah St.	17	4
292	H	Savannah St.	5	3

Stetson

S
t
e
t
s
o
n

S
t
e
t
s
o
n

Average RPI Win: 222		WON-LOST RECORD		WINNING PCT. RANK		LAST 15 GAMES		STRENGTH OF SCHEDULE		OPP. STRENGTH OF SCHEDULE		TEAM RPI		ADJ RPI		CONF. RPI		ADJ CONF. RPI	
DIV. I ONLY		42-12-0		.77778 4		12-3-0		272		203		82		.53218 83		26		26	
DIV. I NON-CONF.		19-8-0		.7037 42		0-0-0		196		166		69		.54087 70		25		25	
TOTALS		RPI 1-25		RPI 26-50		W-L RECORDS		RPI 51-100		RPI 101-150		RPI 150+							
42-12-0		0-3-0		0-0-0		OVERALL		3-2-0		2-0-0		37-7-0							
16-5-0		0-0-0		0-0-0		HOME		0-0-0		0-0-0		16-5-0							
23-7-0		0-3-0		0-0-0		AWAY		3-2-0		2-0-0		18-2-0							
3-0-0		0-0-0		0-0-0		NEUTRAL		0-0-0		0-0-0		3-0-0							
19-8-0		0-3-0		0-0-0		NON-CONFERENCE		3-2-0		2-0-0		14-3-0							
3-1-0		0-0-0		0-0-0		HOME		0-0-0		0-0-0		3-1-0							
13-7-0		0-3-0		0-0-		AWAY		3-2-0		2-0-0		8-2-0							
3-0-0		0-0-0		0-0-0		NEUTRAL		0-0-0		0-0-0		3-0-0							
23-4-0		0-0-0		0-0-0		CONFERENCE		0-0-0		0-0-0		23-4-0							
13-4-0		0-0-0		0-0-0		HOME		0-0-0		0-0-0		13-4-0							
10-0-0		0-0-0		0-0-0		AWAY		0-0-0		0-0-0		10-0-0							
0-0-0		0-0-0		0-0-0		NEUTRAL		0-0-0		0-0-0		0-0-0							
RPI	S	Opponent		Score		RPI	S	Opponent		Score		RPI	S	Opponent		Score			
1	A	North Carolina		1	5			55	A	Fla. Atlantic	5 0	136	A	Winthrop		10 9			
1	A	North Carolina		6	11			55	A	Fla. Atlantic	5 1	136	A	Winthrop		4 3			
1	A	North Carolina		4	18			55	A	Fla. Atlantic	4 12	152	A	Fordham		13 1			
								57	A	Seton Hall	0 2	152	N	Fordham		13 2			
								70	A	Rhode Island	6 4	154	H	Maine		1 8			
												154	H	Maine		8 1			
												154	H	Maine		3 7			
												154	H	Maine		8 7			
												154	H	Maine		7 0			
												187	A	Army		1 0			
												187	A	Army		11 0			
												197	A	Central Conn. St.		4 5			
												203	A	Fairfield		9 0			
												206	A	Binghamton		4 1			
												206	A	Binghamton		8 3			
												206	A	Binghamton		17 7			
												206	H	Binghamton		2 4			
												206	H	Binghamton		6 0			
												206	H	Binghamton		5 4			
												225	N	Michigan		3 1			
												225	N	Michigan		3 1			
						LAST 15 GAMES						237	H	Albany (NY)		6 1			
						237	H	Albany (NY)	1 4	206	A	Binghamton	8 3	237	H	Albany (NY)	1 4		
						154	H	Maine	1 8	206	A	Binghamton	4 1	237	H	Albany (NY)	6 0		
						237	H	Albany (NY)	14 2	206	A	Binghamton	17 7	237	H	Albany (NY)	13 4		
						237	H	Albany (NY)	4 3					237	H	Albany (NY)	4 3		
						237	H	Albany (NY)	13 4					237	H	Albany (NY)	14 2		

Non-Div. I Games:

Stony Brook

237	H	Albany (NY)	6	0
237	H	Albany (NY)	6	1

RPI	S	Opponent	Score	
253	H	Iona	5	2
253	H	Iona	4	10
278	A	NYIT	10	3
278	A	NYIT	1	2
278	A	NYIT	10	1
278	A	NYIT	6	0
286	A	Fairleigh Dickinson	17	12
286	H	Fairleigh Dickinson	16	7
288	A	UMBC	6	3
288	A	UMBC	13	2
288	A	UMBC	11	0
288	H	UMBC	8	4
288	H	UMBC	12	0
288	H	UMBC	14	0
291	A	Hartford	9	6
291	A	Hartford	10	2
291	A	Hartford	3	2
291	A	Hartford	5	1
293	H	NJIT	14	1

TCU

129	N	BYU	12	5
141	N	New Mexico	3	4

RPI	S	Opponent	Score	
262	H	Houston Baptist	6	1
262	H	Houston Baptist	7	1
270	H	Tex.-Pan American	5	1
270	H	Tex.-Pan American	2	0

Average RPI Win:	253	WON-LOST	WINNING	LAST 15	STRENGTH OF	OPP. STRENGTH	TEAM	ADJ	CONF.	ADJ CONF.			
Average RPI Loss:	180	RECORD	PCT. RANK	GAMES	SCHEDULE	OF SCHEDULE	RPI	RPI	RPI	RPI			
DIV. I ONLY		24-29-0	.45283	189	3-12-0	292	243	268	.42208	267	19	19	
DIV. I NON-CONF.		20-8-0	.71429	35	2-1-0	300	275	217	.4584	216	20	21	
<hr/>													
TOTALS	RPI 1-25	RPI 26-50		W-L RECORDS		RPI 51-100		RPI 101-150		RPI 150+			
24-29-0	0-0-0	0-1-0		OVERALL		0-3-0		2-2-0		22-23-0			
8-12-0	0-0-0	0-0-0		HOME		0-0-0		1-0-0		7-12-0			
14-16-0	0-0-0	0-1-0		AWAY		0-3-0		1-2-0		13-10-0			
2-1-0	0-0-0	0-0-0		NEUTRAL		0-0-0		0-0-0		2-1-0			
<hr/>													
20-8-0	0-0-0	0-1-0		NON-CONFERENCE		0-0-0		1-0-0		19-7-0			
7-1-0	0-0-0	0-0-0		HOME		0-0-0		1-0-0		6-1-0			
11-6-0	0-0-0	0-0-		AWAY		0-0-0		0-0-0		11-5-0			
2-1-0	0-0-0	0-0-0		NEUTRAL		0-0-0		0-0-0		2-1-0			
<hr/>													
4-21-0	0-0-0	0-0-0		CONFERENCE		0-3-0		1-2-0		3-16-0			
1-11-0	0-0-0	0-0-0		HOME		0-0-0		0-0-0		1-11-0			
3-10-0	0-0-0	0-0-0		AWAY		0-3-0		1-2-0		2-5-0			
0-0-0	0-0-0	0-0-0		NEUTRAL		0-0-0		0-0-0		0-0-0			
<hr/>													
RPI	S	Opponent	Score	RPI	S	Opponent	Score	RPI	S	Opponent	Score		
				47	A	Elon	3 12	70	A	Rhode Island	8 9		
								70	A	Rhode Island	0 16		
								70	A	Rhode Island	4 15		
										117	H	Monmouth	6 5
										142	A	Xavier	4 3
										142	A	Xavier	7 8
										142	A	Xavier	4 10
										151	N	West Virginia	1 12
										161	A	Delaware	12 10
										161	A	Delaware	12 15
										163	A	High Point	7 8
										163	A	High Point	6 12
										163	A	High Point	2 7
										169	A	Rutgers	1 2
										177	H	La Salle	2 10
										177	H	La Salle	6 8
										177	H	La Salle	5 9
										195	A	Dayton	7 9
										195	A	Dayton	17 11
										195	A	Dayton	1 9
										203	H	Fairfield	9 0
										220	A	St. Joseph's	3 4
										220	H	St. Joseph's	1 4
										220	H	St. Joseph's	1 4
										220	H	St. Joseph's	5 9
										226	H	St. Bonaventure	1 12
										226	H	St. Bonaventure	1 8
										226	H	St. Bonaventure	6 9
										235	H	Massachusetts	10 25
										235	H	Massachusetts	10 9
<hr/>													
LAST 15 GAMES													
				261	A	George Washington	2 3	236	A	Villanova	6 1		
				261	A	George Washington	4 5	226	H	St. Bonaventure	1 8		
				261	A	George Washington	5 4	226	H	St. Bonaventure	1 12		
				220	H	St. Joseph's	1 4						
				220	H	St. Joseph's	5 9						

Non-Div. I Games:

Temple

220	H	St. Joseph's	1	4
161	A	Delaware	12	10

RPI	S	Opponent	Score	
235	H	Massachusetts	2	14
236	A	Villanova	6	1
236	H	Villanova	8	9
248	H	Penn	14	3
253	H	Iona	5	4
261	A	George Washington	4	5
261	A	George Washington	2	3
261	A	George Washington	5	4
263	N	Cornell	9	6
269	H	St. Peter's	11	7
271	A	Delaware St.	10	2
278	H	NYIT	14	4
281	N	Mt. St. Mary's	10	9
289	A	New Orleans	13	2
289	A	New Orleans	11	3
289	A	New Orleans	9	5
289	A	New Orleans	11	2
297	A	Coppin St.	5	0
299	H	Md.-East. Shore	14	1
300	A	N.C. Central	30	10
300	A	N.C. Central	16	2
300	A	N.C. Central	18	5

[illegible]

Non-Div. I Games:

Tennessee

28 A LSU	1	8
28 A LSU	0	9

T
e
n
n
e
s
s
e
e

T
e
n
n
e
s
s
e
e

Average RPI Win:		210	WON-LOST RECORD		WINNING PCT. RANK	LAST 15 GAMES	STRENGTH OF SCHEDULE		OPP. STRENGTH OF SCHEDULE	TEAM RPI	ADJ RPI	CONF. RPI	ADJ CONF. RPI
Average RPI Loss:		154											
DIV. I ONLY		24-29-0			.45283 189	7-8-0	220		225	214	.46621 209	23	23
DIV. I NON-CONF.		11-15-0			.42308 194	1-0-0	160		210	190	.47731 184	21	20
TOTALS		RPI 1-25	RPI 26-50		W-L RECORDS		RPI 51-100		RPI 101-150		RPI 150+		
24-29-0		0-1-0	0-2-0		OVERALL		2-2-0		4-12-0		18-12-0		
16-12-0		0-0-0	0-1-0		HOME		1-0-0		4-5-0		11-6-0		
7-13-0		0-1-0	0-1-0		AWAY		1-1-0		0-4-0		6-6-0		
1-4-0		0-0-0	0-0-0		NEUTRAL		0-1-0		0-3-0		1-0-0		
11-15-0		0-1-0	0-2-0		NON-CONFERENCE		2-2-0		2-6-0		7-4-0		
8-8-0		0-0-0	0-1-0		HOME		1-0-0		2-4-0		5-3-0		
3-5-0		0-1-0	0-0-		AWAY		1-1-0		0-1-0		2-1-0		
0-2-0		0-0-0	0-0-0		NEUTRAL		0-1-0		0-1-0		0-0-0		
13-14-0		0-0-0	0-0-0		CONFERENCE		0-0-0		2-6-0		11-8-0		
8-4-0		0-0-0	0-0-0		HOME		0-0-0		2-1-0		6-3-0		
4-8-0		0-0-0	0-0-0		AWAY		0-0-0		0-3-0		4-5-0		
1-2-0		0-0-0	0-0-0		NEUTRAL		0-0-0		0-2-0		1-0-0		
RPI S	Opponent	Score	RPI S	Opponent	Score	RPI S	Opponent	Score	RPI S	Opponent	Score		
4 A	Vanderbilt	2 11	39 H	East Tenn. St.	5 6	58 A	Belmont	9 7	107 A	Kentucky	8 11		
			44 A	Coastal Caro.	2 6	58 H	Belmont	9 8	112 A	Austin Peay	4 10		
						73 A	Charlotte	1 8	112 A	Austin Peay	7 8		
						79 N	Virginia Tech	9 11	112 A	Austin Peay	4 5		
									112 N	Austin Peay	1 2		
									121 H	Purdue	3 13		
									121 H	Purdue	4 12		
									121 H	Purdue	8 3		
									123 H	Eastern Mich.	8 9		
									123 H	Eastern Mich.	1 5		
									123 H	Eastern Mich.	7 1		
									139 N	Boston College	1 6		
									145 H	Southeast Mo. St.	8 13		
									145 H	Southeast Mo. St.	5 4		
									145 H	Southeast Mo. St.	9 5		
									145 N	Southeast Mo. St.	1 6		
									152 H	Jacksonville St.	2 8		
									152 H	Jacksonville St.	8 4		
									152 H	Jacksonville St.	7 9		
									200 A	Middle Tenn.	5 6		
									200 H	Middle Tenn.	6 10		
									214 A	Lipscomb	6 5		
									214 H	Lipscomb	12 9		
									223 H	UT Martin	8 7		
									223 H	UT Martin	11 5		
									223 H	UT Martin	8 7		
									227 H	Ohio	4 8		
LAST 15 GAMES													
			145 N	Southeast Mo. St.	1 6	223 H	UT Martin	8 7					
			112 N	Austin Peay	1 2	223 H	UT Martin	11 5					
			254 N	Eastern Ky.	6 5	214 H	Lipscomb	12 9					
			265 A	Murray St.	10 8								
			265 A	Murray St.	7 8								

Non-Div. I Games: Berea 8 5

Tennessee Tech

265 A Murray St.	5	6
223 H UT Martin	8	7

RPI	S	Opponent	Score	
227	H	Ohio	8	5
227	H	Ohio	0	4
241	A	Eastern Ill.	3	2
241	A	Eastern Ill.	1	8
241	A	Eastern Ill.	3	2
254	H	Eastern Ky.	3	7
254	H	Eastern Ky.	10	4
254	H	Eastern Ky.	10	3
254	N	Eastern Ky.	6	5
265	A	Murray St.	5	6
265	A	Murray St.	10	8
265	A	Murray St.	7	8
277	H	Youngstown St.	5	4
277	H	Youngstown St.	10	6
277	H	Youngstown St.	13	7
279	A	Morehead St.	4	11
279	A	Morehead St.	10	5
279	A	Morehead St.	3	7
298	A	Alabama A&M	12	0

Tennessee Tech

Tennessee Tech

Tennessee Tech

Average RPI Win:		248	WON-LOST RECORD		WINNING PCT. RANK		LAST 15 GAMES		STRENGTH OF SCHEDULE		OPP. STRENGTH OF SCHEDULE		TEAM RPI		ADJ RPI		CONF. RPI		ADJ CONF. RPI	
DIV. I ONLY			19-32-0		.37255 241		2-13-0		281		280		274		.41484 270		31		31	
DIV. I NON-CONF.			9-12-0		.42857 190		0-1-0		74		151		144		.50122 144		31		30	
TOTALS		RPI 1-25		RPI 26-50		W-L RECORDS		RPI 51-100		RPI 101-150		RPI 150+								
19-32-0		0-5-0		0-0-0		OVERALL		1-3-0		1-4-0		17-20-0								
13-8-0		0-0-0		0-0-0		HOME		0-2-0		0-0-0		13-6-0								
6-22-0		0-5-0		0-0-0		AWAY		1-1-0		1-4-0		4-12-0								
0-2-0		0-0-0		0-0-0		NEUTRAL		0-0-0		0-0-0		0-2-0								
9-12-0		0-5-0		0-0-0		NON-CONFERENCE		1-3-0		1-4-0		7-0-0								
7-2-0		0-0-0		0-0-0		HOME		0-2-0		0-0-0		7-0-0								
2-10-0		0-5-0		0-0-		AWAY		1-1-0		1-4-0		0-0-0								
0-0-0		0-0-0		0-0-0		NEUTRAL		0-0-0		0-0-0		0-0-0								
10-20-0		0-0-0		0-0-0		CONFERENCE		0-0-0		0-0-0		10-20-0								
6-6-0		0-0-0		0-0-0		HOME		0-0-0		0-0-0		6-6-0								
4-12-0		0-0-0		0-0-0		AWAY		0-0-0		0-0-0		4-12-0								
0-2-0		0-0-0		0-0-0		NEUTRAL		0-0-0		0-0-0		0-2-0								
RPI	S	Opponent			Score		RPI	S	Opponent			Score		RPI	S	Opponent			Score	
9	A	Texas A&M			1 4									120	A	Lamar			0 6	
9	A	Texas A&M			0 7									120	A	Lamar			1 8	
11	A	Texas			2 4									133	A	Louisiana Tech			10 8	
21	A	TCU			1 5									133	A	Louisiana Tech			5 9	
21	A	TCU			0 2									133	A	Louisiana Tech			4 5	
														175	H	St. Louis			5 4	
														175	H	St. Louis			5 0	
														207	H	Utah Valley			2 5	
														207	H	Utah Valley			5 6	
														207	H	Utah Valley			6 9	
														207	H	Utah Valley			2 5	
														218	H	Ill.-Chicago			5 4	
														218	H	Ill.-Chicago			9 1	
														260	A	Northern Colo.			6 11	
														260	A	Northern Colo.			4 14	
														260	A	Northern Colo.			1 5	
														260	A	Northern Colo.			2 5	
														260	N	Northern Colo.			5 7	
														262	A	Houston Baptist			16 4	
														262	A	Houston Baptist			9 12	
														262	A	Houston Baptist			10 2	
														262	A	Houston Baptist			12 13	
														262	N	Houston Baptist			5 6	
														275	H	Centenary (LA)			10 3	
														275	H	Centenary (LA)			5 4	
														275	H	Centenary (LA)			11 0	
														278	A	NYIT			0 13	
														278	A	NYIT			12 13	
														278	A	NYIT			4 21	
														278	A	NYIT			0 13	
														278	A	NYIT			12 13	
														278	A	NYIT			12 13	
														278	A	NYIT			12 13	
														278	A	NYIT			12 13	
														278	A	NYIT			12 13	
														278	A	NYIT			12 13	
														278	A	NYIT			12 13	
														278	A	NYIT			12 13	
														278	A	NYIT			12 13	
														278	A	NYIT			12 13	
														278	A	NYIT			12 13	
														278	A	NYIT			12 13	
														278	A	NYIT			12 13	
														278	A	NYIT			12 13	
														278	A	NYIT			12 13	
														278	A	NYIT			12 13	
														278	A	NYIT			12 13	
														278	A	NYIT			12 13	
														278	A	NYIT			12 13	
														278	A	NYIT			12 13	
														278	A	NYIT			12 13	
														278	A	NYIT			12 13	
														278	A	NYIT			12 13	
														278	A	NYIT			12 13	
														278	A	NYIT			12 13	
														278	A	NYIT			12 13	
														278	A	NYIT			12 13	
														278	A	NYIT			12 13	
														278	A	NYIT			12 13	
														278	A	NYIT			12 13	
														278	A	NYIT			12 13	
														278	A	NYIT			12 13	
														278	A	NYIT			12 13	
														278	A	NYIT			12 13	
														278	A	NYIT			12 13	
														278	A	NYIT			12 13	

Non-Div. I Games:	Texas-Brownsville	4	3	Texas-Brownsville	10	5
--------------------------	--------------------------	----------	----------	--------------------------	-----------	----------

Tex.-Pan American

290	A	North Dakota	2	3
93	A	Stephen F. Austin	3	6

RPI	S	Opponent	Score	
278	A	NYIT	12	13
278	A	NYIT	4	21
278	A	NYIT	6	7
290	A	North Dakota	3	7
290	A	North Dakota	8	7
290	A	North Dakota	7	4
290	A	North Dakota	2	3
293	H	NJIT	5	6
293	H	NJIT	10	1
293	H	NJIT	5	11
293	H	NJIT	14	7
296	H	Chicago St.	11	6
296	H	Chicago St.	16	15
296	H	Chicago St.	5	3
296	H	Chicago St.	14	4

T
e
x
.
-
P
a
n
A
m
e
r
i
c
a
n

T
e
x
.
-
P
a
n
A
m
e
r
i
c
a
n

RPI	S	Opponent	Score
50	H	Texas Tech	4 1

		LAST 15 GAMES	
1	N North Carolina	0	3
2	N Florida	4	8
7	H Arizona St.	4	2
7	H Arizona St.	5	1
7	H Arizona St.	1	3

37	H	Kent St.	5	0
37	H	Kent St.	9	3

Average RPI Win:		86	WON-LOST RECORD		WINNING PCT. RANK	LAST 15 GAMES	STRENGTH OF SCHEDULE		OPP. STRENGTH OF SCHEDULE	TEAM RPI	ADJ RPI	CONF. RPI	ADJ CONF. RPI				
Average RPI Loss:		45															
DIV. I ONLY			47-22-0		.68116	24	10-5-0		6	37	9	.60275	9	3	3		
DIV. I NON-CONF.			24-14-0		.63158	71	5-4-0		6	59	17	.58862	18	4	4		
TOTALS		RPI 1-25		RPI 26-50		W-L RECORDS		RPI 51-100		RPI 101-150		RPI 150+					
47-22-0		5-8-0		15-6-0		OVERALL		14-6-0		6-2-0		7-0-0					
30-9-0		2-3-0		9-3-0		HOME		7-3-0		5-0-0		7-0-0					
12-9-0		3-3-0		5-2-0		AWAY		3-3-0		1-1-0		0-0-0					
5-4-0		0-2-0		1-1-0		NEUTRAL		4-0-0		0-1-0		0-0-0					
24-14-0		4-6-0		5-3-0		NON-CONFERENCE		5-3-0		3-2-0		7-0-0					
20-7-0		2-2-0		5-2-0		HOME		4-3-0		2-0-0		7-0-0					
3-3-0		2-2-0		0-0-		AWAY		0-0-0		1-1-0		0-0-0					
1-4-0		0-2-0		0-1-0		NEUTRAL		1-0-0		0-1-0		0-0-0					
23-8-0		1-2-0		10-3-0		CONFERENCE		9-3-0		3-0-0		0-0-0					
10-2-0		0-1-0		4-1-0		HOME		3-0-0		3-0-0		0-0-0					
9-6-0		1-1-0		5-2-0		AWAY		3-3-0		0-0-0		0-0-0					
4-0-0		0-0-0		1-0-0		NEUTRAL		3-0-0		0-0-0		0-0-0					
RPI	S	Opponent		Score		RPI	S	Opponent		Score		RPI	S	Opponent		Score	
5	N	South Carolina		4	5	26	N	California		3	7	51	A	Kansas St.		6	3
6	A	Florida St.		11	2	30	A	Oklahoma		0	1	51	A	Kansas St.		4	3
6	A	Florida St.		9	23	30	A	Oklahoma		11	1	51	A	Kansas St.		4	9
6	A	Florida St.		6	2	30	A	Oklahoma		5	2	51	N	Kansas St.		4	1
11	A	Texas		3	0	31	A	Baylor		5	1	51	N	Kansas St.		9	8
11	A	Texas		4	6	31	H	Baylor		1	12	57	H	Seton Hall		6	3
11	H	Texas		2	4	31	H	Baylor		2	1	63	H	Houston		2	3
12	A	Rice		0	2	38	H	FIU		8	5	63	N	Houston		11	4
12	N	Rice		0	1	38	H	FIU		6	5	69	H	Nebraska		5	1
15	H	Cal St. Fullerton		2	0	38	H	FIU		1	2	69	H	Nebraska		5	2
19	H	Arizona		4	7	40	H	Texas St.		15	5	69	H	Nebraska		7	3
19	H	Arizona		3	0	41	H	Dallas Baptist		4	2	75	H	Gonzaga		1	0
21	H	TCU		2	4	41	H	Dallas Baptist		14	2	75	H	Gonzaga		4	2
						41	H	Dallas Baptist		10	14	75	H	Gonzaga		3	6
						45	H	Oklahoma St.		8	1	76	A	Missouri		1	9
						45	H	Oklahoma St.		5	1	76	A	Missouri		3	2
						45	H	Oklahoma St.		11	2	76	A	Missouri		9	10
						50	A	Texas Tech		14	8	76	N	Missouri		10	9
						50	A	Texas Tech		5	4	78	H	Sam Houston St.		5	8
						50	A	Texas Tech		3	4	93	H	Stephen F. Austin		7	5

Non-Div. I Games:

Texas A&M

RPI	S	Opponent	Score
50	N	Texas Tech	10 5

		LAST 15 GAMES
26	N California	3 7
5	N South Carolina	4 5
6	A Florida St.	11 2
6	A Florida St.	9 23
6	A Florida St.	6 2

19	H	Arizona	3	0
19	H	Arizona	4	7

T
e
x
a
s
A
&
M

T
e
x
a
s
A
&
M

Average RPI Win: 250		WON-LOST RECORD		WINNING PCT. RANK		LAST 15 GAMES		STRENGTH OF SCHEDULE		OPP. STRENGTH OF SCHEDULE		TEAM RPI		ADJ RPI		CONF. RPI		ADJ CONF. RPI				
DIV. I ONLY		18-28-0		.3913 229		7-8-0		262		287		262		.42125 268		30		30				
DIV. I NON-CONF.		4-11-0		.26667 264		2-5-0		164		213		253		.42476 263		30		31				
TOTALS		RPI 1-25		RPI 26-50		W-L RECORDS		RPI 51-100		RPI 101-150		RPI 150+										
18-28-0		0-2-0		0-1-0		OVERALL		1-4-0		1-3-0		16-18-0										
8-9-0		0-0-0		0-0-0		HOME		1-1-0		0-0-0		7-8-0										
6-15-0		0-2-0		0-1-0		AWAY		0-3-0		1-3-0		5-6-0										
4-4-0		0-0-0		0-0-0		NEUTRAL		0-0-0		0-0-0		4-4-0										
4-11-0		0-2-0		0-1-0		NON-CONFERENCE		1-4-0		1-3-0		2-1-0										
1-1-0		0-0-0		0-0-0		HOME		1-1-0		0-0-0		0-0-0										
1-9-0		0-2-0		0-0-		AWAY		0-3-0		1-3-0		0-0-0										
2-1-0		0-0-0		0-0-0		NEUTRAL		0-0-0		0-0-0		2-1-0										
14-17-0		0-0-0		0-0-0		CONFERENCE		0-0-0		0-0-0		14-17-0										
7-8-0		0-0-0		0-0-0		HOME		0-0-0		0-0-0		7-8-0										
5-6-0		0-0-0		0-0-0		AWAY		0-0-0		0-0-0		5-6-0										
2-3-0		0-0-0		0-0-0		NEUTRAL		0-0-0		0-0-0		2-3-0										
RPI	S	Opponent		Score		RPI	S	Opponent		Score		RPI	S	Opponent		Score						
11	A	Texas		0	11	43	A	Auburn		1	11	63	A	Houston		3	13	119	A	Georgia St.	0	9
11	A	Texas		1	2							78	A	Sam Houston St.		0	2	119	A	Georgia St.	0	3
												78	H	Sam Houston St.		8	6	119	A	Georgia St.	1	5
												93	A	Stephen F. Austin		5	6	120	A	Lamar	5	1
												93	H	Stephen F. Austin		0	4	217	A	Southern U.	5	3
																		217	A	Southern U.	3	16
																		217	A	Southern U.	7	2
																		217	H	Southern U.	4	6
																		217	H	Southern U.	2	5
																		217	H	Southern U.	4	9
																		229	N	Alcorn St.	0	13
																		229	N	Alcorn St.	5	6
																		258	A	Grambling	7	8
																		258	A	Grambling	14	18
																		258	A	Grambling	2	6
																		258	H	Grambling	9	4
																		258	H	Grambling	11	3
																		258	H	Grambling	7	4
																		258	N	Grambling	6	4
																		264	A	Prairie View	3	2
																		264	A	Prairie View	4	15
																		264	H	Prairie View	5	6
																		264	H	Prairie View	8	11
																		264	H	Prairie View	6	3
																		264	N	Prairie View	3	5
																		280	N	Mississippi Val.	6	5
																		285	H	Jackson St.	8	6
Non-Div. I Games:		Huston-Tillotson		11	4	Huston-Tillotson		13	8	Huston-Tillotson		12	4	Texas Col.		3	1	Texas Southern		7	4	
		Texas Col.		2	4	Wiley		11	9	Huston-Tillotson		8	5	Wiley								

11	A	Texas	1	2
217	A	Southern U.	5	3

RPI	S	Opponent	Score	
285	H	Jackson St.	3	6
285	H	Jackson St.	3	2
287	A	Ark.-Pine Bluff	18	4
287	A	Ark.-Pine Bluff	5	4
287	A	Ark.-Pine Bluff	12	15
287	H	Ark.-Pine Bluff	5	7
287	H	Ark.-Pine Bluff	4	6
287	H	Ark.-Pine Bluff	8	3
300	N	N.C. Central	5	7
300	N	N.C. Central	7	4
300	N	N.C. Central	9	8

Texas Southern

T
e
x
a
s
S
o
u
t
h
e
r
n

T
e
x
a
s
S
o
u
t
h
e
r
n

Average RPI Win: 130		WON-LOST	WINNING	LAST 15	STRENGTH OF		OPP. STRENGTH	TEAM	ADJ	CONF.	ADJ CONF.
Average RPI Loss: 71		RECORD	PCT. RANK	GAMES	SCHEDULE		OF SCHEDULE	RPI	RPI	RPI	RPI
DIV. I ONLY		41-23-0	.64063	44	9-6-0		58	59	38	.56117	40
DIV. I NON-CONF.		12-13-0	.48	161	1-3-0		82	9	99	.5241	99
TOTALS		RPI 1-25	RPI 26-50		W-L RECORDS		RPI 51-100		RPI 101-150		RPI 150+
41-23-0		0-8-0	1-3-0		OVERALL		17-4-0		13-5-0		10-3-0
28-9-0		0-1-0	0-2-0		HOME		14-4-0		8-2-0		6-0-0
12-13-0		0-7-0	1-0-0		AWAY		3-0-0		5-3-0		3-3-0
1-1-0		0-0-0	0-1-0		NEUTRAL		0-0-0		0-0-0		1-0-0
12-13-0		0-8-0	1-3-0		NON-CONFERENCE		4-2-0		0-0-0		7-0-0
10-5-0		0-1-0	0-2-0		HOME		4-2-0		0-0-0		6-0-0
1-7-0		0-7-0	1-0-		AWAY		0-0-0		0-0-0		0-0-0
1-1-0		0-0-0	0-1-0		NEUTRAL		0-0-0		0-0-0		1-0-0
29-10-0		0-0-0	0-0-0		CONFERENCE		13-2-0		13-5-0		3-3-0
18-4-0		0-0-0	0-0-0		HOME		10-2-0		8-2-0		0-0-0
11-6-0		0-0-0	0-0-0		AWAY		3-0-0		5-3-0		3-3-0
0-0-0		0-0-0	0-0-0		NEUTRAL		0-0-0		0-0-0		0-0-0
RPI S	Opponent	Score	RPI S	Opponent	Score	RPI S	Opponent	Score	RPI S	Opponent	Score
9 A	Texas A&M	5 15	31 A	Baylor	13 2	59 H	Southeastern La.	4 0	108 A	Texas-Arlington	6 9
11 A	Texas	1 3	31 H	Baylor	4 6	59 H	Southeastern La.	7 5	108 A	Texas-Arlington	4 2
11 A	Texas	3 4	37 N	Kent St.	2 4	59 H	Southeastern La.	5 2	108 A	Texas-Arlington	5 6
11 A	Texas	0 2	50 H	Texas Tech	5 8	59 H	Southeastern La.	5 8	120 A	Lamar	6 7
12 A	Rice	4 6				63 H	Houston	2 1	120 A	Lamar	9 5
12 H	Rice	10 11				63 H	Houston	11 10	120 A	Lamar	7 1
14 A	Arkansas	5 6				63 H	Houston	17 15	140 H	McNeese St.	2 6
21 A	TCU	1 3				64 H	Missouri St.	8 12	140 H	McNeese St.	5 2
						69 H	Nebraska	7 2	140 H	McNeese St.	14 7
						76 H	Missouri	2 3	147 A	UTSA	9 7
						78 H	Sam Houston St.	5 3	147 A	UTSA	7 6
						78 H	Sam Houston St.	6 3	147 H	UTSA	3 0
						78 H	Sam Houston St.	8 1	150 H	Nicholls St.	10 7
						78 H	Sam Houston St.	13 2	150 H	Nicholls St.	14 2
						85 A	A&M-Corpus Christi	14 1	150 H	Nicholls St.	0 6
						85 A	A&M-Corpus Christi	13 7	150 H	Nicholls St.	14 3
						85 A	A&M-Corpus Christi	5 3	150 H	Nicholls St.	4 3
						93 H	Stephen F. Austin	6 7	150 H	Nicholls St.	6 4
						93 H	Stephen F. Austin	9 0	162 A	Central Ark.	5 6
						93 H	Stephen F. Austin	12 11	162 A	Central Ark.	8 3
									162 A	Central Ark.	7 13
									163 N	Princeton	3 1
									167 A	Northwestern St.	4 7
									167 A	Northwestern St.	16 2
									167 A	Northwestern St.	4 1
									231 H	Air Force	9 4
									257 H	Akron	2 1
			LAST 15 GAMES								
			11 A	Texas	3 4						
			163 N	Princeton	3 1						
			37 N	Kent St.	2 4						
			150 H	Nicholls St.	10 7						
			93 H	Stephen F. Austin	9 0						

Non-Div. I Games:

Texas St.

Texas St.

Through Games Of 2011 Final

				RPI	S	Opponent	Score	RPI	S	Opponent	Score		
150	H	Nicholls St.	14	2	93	H	Stephen F. Austin	10	3	257	H Akron	12	2
78	H	Sam Houston St.	13	2						257	H Akron	6	3
										262	H Houston Baptist	3	2
										264	H Prairie View	5	1

Texas St.

T
e
x
a
s
S
t
.

T
e
x
a
s
S
t
.

Average RPI Win: 117		WON-LOST	WINNING	LAST 15	STRENGTH OF		OPP. STRENGTH	TEAM	ADJ		CONF.	ADJ CONF.
Average RPI Loss: 47		RECORD	PCT. RANK	GAMES	SCHEDULE		OF SCHEDULE	RPI	RPI		RPI	RPI
DIV. I ONLY		33-25-0	.56897	94	8-7-0		46	33	50		3	3
DIV. I NON-CONF.		21-8-0	.72414	31	2-2-0		132	85	39		4	4
TOTALS		RPI 1-25	RPI 26-50		W-L RECORDS		RPI 51-100		RPI 101-150		RPI 150+	
33-25-0		2-8-0	6-7-0		OVERALL		6-8-0		9-2-0		10-0-0	
21-12-0		1-5-0	2-2-0		HOME		5-3-0		5-2-0		8-0-0	
10-11-0		1-2-0	4-4-0		AWAY		1-5-0		2-0-0		2-0-0	
2-2-0		0-1-0	0-1-0		NEUTRAL		0-0-0		2-0-0		0-0-0	
21-8-0		0-3-0	2-1-0		NON-CONFERENCE		3-2-0		6-2-0		10-0-0	
13-8-0		0-3-0	0-1-0		HOME		3-2-0		2-2-0		8-0-0	
6-0-0		0-0-0	2-0-		AWAY		0-0-0		2-0-0		2-0-0	
2-0-0		0-0-0	0-0-0		NEUTRAL		0-0-0		2-0-0		0-0-0	
12-17-0		2-5-0	4-6-0		CONFERENCE		3-6-0		3-0-0		0-0-0	
8-4-0		1-2-0	2-1-0		HOME		2-1-0		3-0-0		0-0-0	
4-11-0		1-2-0	2-4-0		AWAY		1-5-0		0-0-0		0-0-0	
0-2-0		0-1-0	0-1-0		NEUTRAL		0-0-0		0-0-0		0-0-0	
RPI S	Opponent	Score	RPI S	Opponent	Score	RPI S	Opponent	Score	RPI S	Opponent	Score	
9 H	Texas A&M	4 5	30 A	Oklahoma	5 8	51 A	Kansas St.	1 4	106 H	Kansas	3 2	
9 H	Texas A&M	8 14	30 A	Oklahoma	1 11	51 A	Kansas St.	3 4	106 H	Kansas	8 7	
9 H	Texas A&M	4 3	30 A	Oklahoma	1 10	51 A	Kansas St.	1 2	106 H	Kansas	9 4	
9 N	Texas A&M	5 10	30 N	Oklahoma	1 3	69 H	Nebraska	10 8	129 H	BYU	7 4	
11 A	Texas	2 1	31 A	Baylor	13 14	69 H	Nebraska	3 0	129 H	BYU	3 8	
11 A	Texas	1 3	31 A	Baylor	10 6	69 H	Nebraska	5 15	141 A	New Mexico	7 6	
11 A	Texas	1 4	31 A	Baylor	6 5	76 A	Missouri	3 4	141 A	New Mexico	4 1	
21 H	TCU	1 8	40 A	Texas St.	8 5	76 A	Missouri	6 4	141 H	New Mexico	6 1	
21 H	TCU	6 8	41 A	Dallas Baptist	7 6	76 A	Missouri	1 11	141 H	New Mexico	4 8	
21 H	TCU	0 7	41 H	Dallas Baptist	1 11	85 H	A&M-Corpus Christi	5 14	147 N	UTSA	8 2	
			45 H	Oklahoma St.	10 11	85 H	A&M-Corpus Christi	9 7	147 N	UTSA	11 6	
			45 H	Oklahoma St.	11 7	85 H	A&M-Corpus Christi	6 5	181 H	Northern Ill.	15 3	
			45 H	Oklahoma St.	5 3	87 H	UNLV	3 4	181 H	Northern Ill.	14 8	
						87 H	UNLV	9 4	185 H	Iowa	6 4	
									185 H	Iowa	9 7	
									189 H	Western Mich.	8 0	
									202 H	Northwestern	8 6	
									202 H	Northwestern	6 1	
									207 H	Utah Valley	6 2	
									225 A	Michigan	6 4	
									225 A	Michigan	8 2	
LAST 15 GAMES												
			30 N	Oklahoma	1 3	76 A	Missouri	1 11				
			9 N	Texas A&M	5 10	225 A	Michigan	6 4				
			45 H	Oklahoma St.	5 3	225 A	Michigan	8 2				
			45 H	Oklahoma St.	11 7							
			45 H	Oklahoma St.	10 11							

Non-Div. I Games:

Texas Tech

76 A Missouri	3	4
76 A Missouri	6	4

[illegible]

Non-Div. I Games:	Mary Hardin-Baylor	13	3
--------------------------	---------------------------	-----------	----------

Texas-Arlington

120 A Lamar	6	14
120 A Lamar	5	10

T
e
x
a
s
-
A
r
l
i
n
g
t
o
n

T
e
x
a
s
-
A
r
l
i
n
g
t
o
n

Average RPI Win: 199		WON-LOST	WINNING	LAST 15	STRENGTH OF		OPP. STRENGTH	TEAM	ADJ		CONF.	ADJ CONF.
Average RPI Loss: 170		RECORD	PCT. RANK	GAMES	SCHEDULE		OF SCHEDULE	RPI	RPI		RPI	RPI
DIV. I ONLY		25-29-0	.46296	176	6-9-0		250	201	220		.46374	212
DIV. I NON-CONF.		10-15-0	.4	204	0-1-0		248	223	239		.44553	234
TOTALS		RPI 1-25	RPI 26-50		W-L RECORDS		RPI 51-100		RPI 101-150		RPI 150+	
25-29-0		0-0-0	1-3-0		OVERALL		3-3-0		2-8-0		19-15-0	
12-2-0		0-0-0	0-0-0		HOME		0-0-0		1-2-0		11-0-0	
11-16-0		0-0-0	1-2-0		AWAY		3-3-0		1-3-0		6-8-0	
2-11-0		0-0-0	0-1-0		NEUTRAL		0-0-0		0-3-0		2-7-0	
10-15-0		0-0-0	0-1-0		NON-CONFERENCE		3-3-0		0-2-0		7-9-0	
2-0-0		0-0-0	0-0-0		HOME		0-0-0		0-0-0		2-0-0	
6-6-0		0-0-0	0-0-		AWAY		3-3-0		0-1-0		3-2-0	
2-9-0		0-0-0	0-1-0		NEUTRAL		0-0-0		0-1-0		2-7-0	
15-14-0		0-0-0	1-2-0		CONFERENCE		0-0-0		2-6-0		12-6-0	
10-2-0		0-0-0	0-0-0		HOME		0-0-0		1-2-0		9-0-0	
5-10-0		0-0-0	1-2-0		AWAY		0-0-0		1-2-0		3-6-0	
0-2-0		0-0-0	0-0-0		NEUTRAL		0-0-0		0-2-0		0-0-0	
RPI S	Opponent	Score	RPI S	Opponent	Score	RPI S	Opponent	Score	RPI S	Opponent	Score	
			35 N	Creighton	1 5	67 A	Samford	8 3	123 H	Eastern Mich.	2 18	
			37 A	Kent St.	5 2	67 A	Samford	0 3	123 H	Eastern Mich.	4 3	
			37 A	Kent St.	2 8	67 A	Samford	0 10	123 H	Eastern Mich.	1 6	
			37 A	Kent St.	0 1	97 A	Louisville	4 2	132 A	Central Mich.	9 3	
						97 A	Louisville	3 1	132 A	Central Mich.	6 10	
						97 A	Louisville	2 4	132 A	Central Mich.	6 7	
									132 N	Central Mich.	8 9	
									138 A	Pittsburgh	4 5	
									142 N	Xavier	4 9	
									149 N	Miami (OH)	1 3	
									156 A	Cincinnati	7 5	
									181 A	Northern Ill.	8 1	
									181 A	Northern Ill.	7 8	
									181 A	Northern Ill.	3 4	
									189 H	Western Mich.	9 0	
									189 H	Western Mich.	3 2	
									189 H	Western Mich.	9 2	
									195 A	Dayton	7 4	
									204 N	Yale	2 3	
									204 N	Yale	9 4	
									213 N	Bradley	4 7	
									221 N	Canisius	5 6	
									221 N	Canisius	6 7	
									225 A	Michigan	3 1	
									235 N	Massachusetts	1 2	
									238 A	Ball St.	6 11	
									238 A	Ball St.	2 1	
LAST 15 GAMES			132 N	Central Mich.	8 9	123 H	Eastern Mich.	2 18	221 N	Canisius	6 7	
			149 N	Miami (OH)	1 3	251 A	Oakland	5 6	225 A	Michigan	3 1	
			238 A	Ball St.	6 11	132 A	Central Mich.	6 7	235 N	Massachusetts	1 2	
			238 A	Ball St.	2 1				238 A	Ball St.	6 11	
			238 A	Ball St.	3 8				238 A	Ball St.	2 1	

Non-Div. I Games: Lake Erie 7 6

Toledo

Toledo

123	H	Eastern Mich.	1	6
123	H	Eastern Mich.	4	3

Through Games Of 2011 Final

RPI	S	Opponent	Score	
238	A	Ball St.	3	8
251	A	Oakland	5	6
251	H	Oakland	5	3
256	A	Bowling Green	2	6
256	A	Bowling Green	10	13
256	A	Bowling Green	7	4
257	H	Akron	6	4
257	H	Akron	1	0
257	H	Akron	5	2
272	A	Cleveland St.	6	7
272	H	Cleveland St.	5	1
275	H	Buffalo	7	3
275	H	Buffalo	9	5
275	H	Buffalo	7	0
277	N	Youngstown St.	1	7
277	N	Youngstown St.	3	4
283	N	Niagara	5	4

Toledo

T
o
l
e
d
o

T
o
l
e
d
o

Average RPI Win: 187		WON-LOST RECORD		WINNING PCT. RANK		LAST 15 GAMES		STRENGTH OF SCHEDULE		OPP. STRENGTH OF SCHEDULE		TEAM RPI		ADJ RPI		CONF. RPI		ADJ CONF. RPI	
DIV. I ONLY		26-28-1		.48182 165		7-8-0		192		174		182		.48381 182		18		18	
DIV. I NON-CONF.		11-13-1		.46 174		2-2-0		200		202		196		.47462 194		18		18	
TOTALS		RPI 1-25		RPI 26-50		W-L RECORDS		RPI 51-100		RPI 101-150		RPI 150+							
26-28-1		0-2-0		0-3-0		OVERALL		4-2-0		3-9-0		19-12-1							
15-7-1		0-0-0		0-0-0		HOME		2-1-0		1-2-0		12-4-1							
9-16-0		0-2-0		0-3-0		AWAY		1-0-0		2-5-0		6-6-0							
2-5-0		0-0-0		0-0-0		NEUTRAL		1-1-0		0-2-0		1-2-0							
11-13-1		0-2-0		0-0-0		NON-CONFERENCE		2-1-0		2-4-0		7-6-1							
4-3-1		0-0-0		0-0-0		HOME		0-0-0		1-2-0		3-1-1							
5-5-0		0-2-0		0-0-		AWAY		1-0-0		1-0-0		3-3-0							
2-5-0		0-0-0		0-0-0		NEUTRAL		1-1-0		0-2-0		1-2-0							
15-15-0		0-0-0		0-3-0		CONFERENCE		2-1-0		1-5-0		12-6-0							
11-4-0		0-0-0		0-0-0		HOME		2-1-0		0-0-0		9-3-0							
4-11-0		0-0-0		0-3-0		AWAY		0-0-0		1-5-0		3-3-0							
0-0-0		0-0-0		0-0-0		NEUTRAL		0-0-0		0-0-0		0-0-0							
RPI S	Opponent		Score		RPI S	Opponent		Score		RPI S	Opponent		Score		RPI S	Opponent		Score	
3 A	Virginia		0	5	48 A	James Madison		9	13	66 A	Wake Forest		9	6	104 N	Radford		3	12
3 A	Virginia		0	6	48 A	James Madison		1	11	92 N	Gardner-Webb		2	11	105 H	Marist		4	9
					48 A	James Madison		3	7	92 N	Gardner-Webb		7	5	105 H	Marist		3	8
										100 H	UNC Wilmington		9	4	113 A	Maryland		10	6
										100 H	UNC Wilmington		15	7	113 H	Maryland		3	2
										100 H	UNC Wilmington		2	7	119 A	Georgia St.		6	9
															119 A	Georgia St.		4	5
															119 A	Georgia St.		5	6
															127 A	Old Dominion		0	3
															127 A	Old Dominion		3	6
															127 A	Old Dominion		5	2
															128 N	Minnesota		4	6
															152 N	Fordham		9	16
															161 H	Delaware		4	2
															161 H	Delaware		3	0
															161 H	Delaware		7	16
															168 H	William & Mary		4	5
															168 H	William & Mary		3	8
															168 H	William & Mary		5	4
															179 A	Bucknell		1	7
															179 A	Bucknell		8	1
															188 H	Navy		8	8
															192 H	VCU		10	4
															192 H	VCU		7	4
															192 H	VCU		5	2
															196 A	Citadel		1	15
															196 A	Citadel		7	1
				LAST 15 GAMES															
				168 H	William & Mary		3	8	288 A	UMBC		7	13						
				168 H	William & Mary		4	5	192 H	VCU		10	4						
				168 H	William & Mary		5	4	192 H	VCU		5	2						
				48 A	James Madison		1	11											
				48 A	James Madison		3	7											

Non-Div. I Games:

Towson

48	A	James Madison	9	13
261	H	George Washington	6	12

RPI	S	Opponent	Score	
202	N	Northwestern	6	4
205	A	Hofstra	4	5
205	A	Hofstra	1	3
205	A	Hofstra	5	0
232	H	Northeastern	5	4
232	H	Northeastern	4	3
232	H	Northeastern	5	3
244	A	George Mason	12	5
244	A	George Mason	9	10
244	A	George Mason	12	4
261	H	George Washington	6	12
271	A	Delaware St.	4	3
271	H	Delaware St.	21	9
271	N	Delaware St.	1	6
288	A	UMBC	7	13
288	H	UMBC	10	9
299	H	Md.-East. Shore	26	7

Average RPI Win: 140		WON-LOST RECORD		WINNING PCT. RANK		LAST 15 GAMES		STRENGTH OF SCHEDULE		OPP. STRENGTH OF SCHEDULE		TEAM RPI		ADJ RPI		CONF. RPI		ADJ CONF. RPI					
DIV. I ONLY		43-19-0		.69355		17		10-5-0		155		80		47		.55209		49		6		6	
DIV. I NON-CONF.		20-9-0		.68966		46		3-2-0		192		118		70		.5389		73		6		6	
TOTALS		RPI 1-25		RPI 26-50		W-L RECORDS		RPI 51-100		RPI 101-150		RPI 150+											
43-19-0		2-2-0		4-3-0		OVERALL		13-9-0		6-0-0		18-5-0											
30-5-0		2-1-0		3-1-0		HOME		8-3-0		3-0-0		14-0-0											
10-12-0		0-1-0		0-2-0		AWAY		3-5-0		3-0-0		4-4-0											
3-2-0		0-0-0		1-0-0		NEUTRAL		2-1-0		0-0-0		0-1-0											
20-9-0		2-2-0		2-2-0		NON-CONFERENCE		1-4-0		3-0-0		12-1-0											
18-2-0		2-1-0		1-0-0		HOME		1-1-0		3-0-0		11-0-0											
1-6-0		0-1-0		0-0-		AWAY		0-2-0		0-0-0		1-1-0											
1-1-0		0-0-0		1-0-0		NEUTRAL		0-1-0		0-0-0		0-0-0											
23-10-0		0-0-0		2-1-0		CONFERENCE		12-5-0		3-0-0		6-4-0											
12-3-0		0-0-0		2-1-0		HOME		7-2-0		0-0-0		3-0-0											
9-6-0		0-0-0		0-0-0		AWAY		3-3-0		3-0-0		3-3-0											
2-1-0		0-0-0		0-0-0		NEUTRAL		2-0-0		0-0-0		0-1-0											
RPI	S	Opponent		Score		RPI	S	Opponent		Score		RPI	S	Opponent		Score							
4	A	Vanderbilt		2	10	33	A	Alabama		5	6	55	A	Fla. Atlantic		1	7	131	A	Arkansas St.		2	1
24	H	Southern Miss.		13	4	38	H	FIU		4	0	55	A	Fla. Atlantic		9	15	131	A	Arkansas St.		5	3
24	H	Southern Miss.		4	3	38	H	FIU		4	12	55	A	Fla. Atlantic		9	7	131	A	Arkansas St.		1	0
24	H	Southern Miss.		1	4	38	H	FIU		9	5	55	N	Fla. Atlantic		9	6	145	H	Southeast Mo. St.		2	1
						43	A	Auburn		1	6	58	N	Belmont		2	5	145	H	Southeast Mo. St.		7	2
						43	H	Auburn		14	6	67	A	Samford		1	6	145	H	Southeast Mo. St.		9	0
						45	N	Oklahoma St.		9	2	67	H	Samford		14	1	152	A	Jacksonville St.		6	7
												74	A	UAB		3	4	152	H	Jacksonville St.		8	7
												74	H	UAB		1	8	163	H	High Point		8	7
												81	H	La.-Lafayette		1	17	163	H	High Point		6	1
												81	H	La.-Lafayette		13	3	163	H	High Point		17	3
												81	H	La.-Lafayette		7	1	163	H	High Point		5	3
												88	H	Western Ky.		6	3	165	H	UALR		7	2
												88	H	Western Ky.		11	3	165	H	UALR		6	2
												88	H	Western Ky.		12	9	165	H	UALR		13	3
												88	N	Western Ky.		4	2	165	N	UALR		2	4
												99	A	South Ala.		8	9	184	A	La.-Monroe		3	4
												99	A	South Ala.		11	6	184	A	La.-Monroe		13	4
												99	A	South Ala.		10	7	184	A	La.-Monroe		5	3
												99	H	South Ala.		4	10	200	A	Middle Tenn.		0	1
																		200	A	Middle Tenn.		11	1
																		200	A	Middle Tenn.		0	4
																		289	H	New Orleans		15	2
																		289	H	New Orleans		7	3
																		289	H	New Orleans		10	0
																		289	H	New Orleans		9	2
																		294	A	Florida A&M		12	2
				LAST 15 GAMES																			
						58	N	Belmont		2	5												
						4	A	Vanderbilt		2	10												
						45	N	Oklahoma St.		9	2												
						88	N	Western Ky.		4	2												
						55	N	Fla. Atlantic		9	6												

Non-Div. I Games:

Troy

Troy

Through Games Of 2011 Final

[illegible]

Troy

T
r
o
yT
r
o
y

T
u
l
a
n
e

Tulane				Through Games Of 2011 Final								
Average RPI Win: 134		WON-LOST RECORD	WINNING PCT. RANK	LAST 15 GAMES		STRENGTH OF SCHEDULE	OPP. STRENGTH OF SCHEDULE	TEAM RPI	ADJ RPI		CONF. RPI	ADJ CONF. RPI
Average RPI Loss: 56												
DIV. I ONLY		31-26-0	.54386	115	6-9-0	73	54	80	.53589	77	5	5
DIV. I NON-CONF.		20-10-0	.66667	50	0-1-0	157	114	65	.54663	66	5	5
TOTALS		RPI 1-25	RPI 26-50		W-L RECORDS	RPI 51-100		RPI 101-150		RPI 150+		
31-26-0	4-6-0	2-8-0		OVERALL		9-8-0		4-3-0		12-1-0		
22-15-0	0-0-0	0-5-0		HOME		8-7-0		4-3-0		10-0-0		
8-9-0	4-5-0	2-2-0		AWAY		0-1-0		0-0-0		2-1-0		
1-2-0	0-1-0	0-1-0		NEUTRAL		1-0-0		0-0-0		0-0-0		
20-10-0	0-0-0	2-4-0		NON-CONFERENCE		6-4-0		2-2-0		10-0-0		
18-7-0	0-0-0	0-2-0		HOME		6-3-0		2-2-0		10-0-0		
2-3-0	0-0-0	2-0-		AWAY		0-1-0		0-0-0		0-0-0		
0-0-0	0-0-0	0-0-0		NEUTRAL		0-0-0		0-0-0		0-0-0		
11-16-0	4-6-0	0-4-0		CONFERENCE		3-4-0		2-1-0		2-1-0		
4-8-0	0-0-0	0-3-0		HOME		2-4-0		2-1-0		0-0-0		
6-6-0	4-5-0	0-0-0		AWAY		0-0-0		0-0-0		2-1-0		
1-2-0	0-1-0	0-1-0		NEUTRAL		1-0-0		0-0-0		0-0-0		
RPI S	Opponent	Score	RPI S	Opponent	Score	RPI S	Opponent	Score	RPI S	Opponent	Score	
12 A	Rice	1 11	28 A	LSU	2 6	59 A	Southeastern La.	1 13	103 H	Utah	1 7	
12 A	Rice	7 4	28 H	LSU	5 7	59 H	Southeastern La.	7 3	103 H	Utah	1 8	
12 A	Rice	1 3	29 H	East Carolina	1 5	59 H	Southeastern La.	13 8	103 H	Utah	7 6	
22 A	UCF	10 8	29 H	East Carolina	2 6	63 H	Houston	0 2	115 H	Memphis	6 7	
22 A	UCF	6 5	29 H	East Carolina	6 7	63 H	Houston	0 9	115 H	Memphis	3 2	
22 A	UCF	7 8	29 N	East Carolina	2 4	63 H	Houston	2 5	115 H	Memphis	10 3	
24 A	Southern Miss.	0 12	38 H	FIU	1 6	63 N	Houston	7 1	150 H	Nicholls St.	5 1	
24 A	Southern Miss.	16 15	42 A	Ole Miss	3 1	71 H	Wichita St.	3 2	167 H	Northwestern St.	3 2	
24 A	Southern Miss.	4 16	42 A	Ole Miss	1 5	71 H	Wichita St.	0 1	167 H	Northwestern St.	5 2	
24 N	Southern Miss.	1 6	42 A	Ole Miss	4 1	71 H	Wichita St.	6 5	194 A	Marshall	6 7	
						74 H	UAB	1 7	194 A	Marshall	15 12	
						74 H	UAB	2 1	194 A	Marshall	5 4	
						74 H	UAB	6 3	229 H	Alcorn St.	12 0	
						78 H	Sam Houston St.	2 3	261 H	George Washington	4 3	
						78 H	Sam Houston St.	3 2	261 H	George Washington	12 1	
						78 H	Sam Houston St.	3 2	261 H	George Washington	5 4	
						99 H	South Ala.	6 8	285 H	Jackson St.	9 1	
									289 H	New Orleans	9 2	
									289 H	New Orleans	7 4	
									289 H	New Orleans	7 6	
LAST 15 GAMES												
			63 N	Houston	7 1		194 A	Marshall	6 7			
			29 N	East Carolina	2 4		194 A	Marshall	5 4			
			24 N	Southern Miss.	1 6		115 H	Memphis	10 3			
			29 H	East Carolina	6 7							
			29 H	East Carolina	2 6							

T
u
l
a
n
e

Non-Div. I Games:

Tulane

29 H East Carolina	1	5
194 A Marshall	15	12

T
u
l
a
n
e

T
u
l
a
n
e

22	H	UCF	6	18
22	H	UCF	0	9

U
A
B

U
A
B

Average RPI Win: 141		WON-LOST RECORD		WINNING PCT. RANK		LAST 15 GAMES		STRENGTH OF SCHEDULE		OPP. STRENGTH OF SCHEDULE		TEAM RPI		ADJ RPI		CONF. RPI		ADJ CONF. RPI	
DIV. I ONLY		24-34-0		.41379 213		8-7-0		88		91		165		.4941 165		6		6	
DIV. I NON-CONF.		10-14-0		.41667 195		0-2-0		113		144		169		.488 166		6		6	
TOTALS		RPI 1-25		RPI 26-50		W-L RECORDS		RPI 51-100		RPI 101-150		RPI 150+							
24-34-0		0-2-0		3-10-0		OVERALL		7-12-0		3-6-0		11-4-0							
14-11-0		0-0-0		0-4-0		HOME		2-2-0		3-1-0		9-4-0							
6-22-0		0-1-0		1-6-0		AWAY		3-10-0		0-5-0		2-0-0							
4-1-0		0-1-0		2-0-0		NEUTRAL		2-0-0		0-0-0		0-0-0							
10-14-0		0-2-0		1-4-0		NON-CONFERENCE		2-3-0		1-2-0		6-3-0							
5-5-0		0-0-0		0-1-0		HOME		0-1-0		1-0-0		4-3-0							
5-8-0		0-1-0		1-0-		AWAY		2-2-0		0-2-0		2-0-0							
0-1-0		0-1-0		0-0-0		NEUTRAL		0-0-0		0-0-0		0-0-0							
14-20-0		0-0-0		2-6-0		CONFERENCE		5-9-0		2-4-0		5-1-0							
9-6-0		0-0-0		0-3-0		HOME		2-1-0		2-1-0		5-1-0							
1-14-0		0-0-0		0-3-0		AWAY		1-8-0		0-3-0		0-0-0							
4-0-0		0-0-0		2-0-0		NEUTRAL		2-0-0		0-0-0		0-0-0							
RPI	S	Opponent		Score		RPI	S	Opponent		Score		RPI	S	Opponent		Score			
16	N	Georgia		3	7	30	A	Oklahoma		4	11	55	A	Fla. Atlantic		4	2		
25	A	Oregon St.		4	7	30	A	Oklahoma		1	2	55	A	Fla. Atlantic		7	11		
						30	A	Oklahoma		7	0	55	A	Fla. Atlantic		1	3		
						30	H	Oklahoma		3	7	55	N	Fla. Atlantic		5	3		
						38	H	FIU		7	17	72	H	Oral Roberts		14	15		
						38	H	FIU		4	8	81	A	La.-Lafayette		6	7		
						38	H	FIU		1	13	81	A	La.-Lafayette		3	6		
						38	N	FIU		7	6	81	A	La.-Lafayette		1	5		
						45	A	Oklahoma St.		6	9	88	H	Western Ky.		11	6		
						49	A	Troy		2	7	88	H	Western Ky.		3	14		
						49	A	Troy		2	6	88	H	Western Ky.		8	2		
						49	A	Troy		3	13	88	N	Western Ky.		9	5		
						49	N	Troy		4	2	93	A	Stephen F. Austin		3	0		
												93	A	Stephen F. Austin		2	4		
												93	A	Stephen F. Austin		7	8		
												93	A	Stephen F. Austin		6	4		
												99	A	South Ala.		4	10		
												99	A	South Ala.		7	20		
												99	A	South Ala.		5	11		
LAST 15 GAMES																			
16	N	Georgia		3	7	131	A	Arkansas St.		4	6	55	A	Fla. Atlantic		4	2		
25	A	Oregon St.		4	7	131	A	Arkansas St.		4	6	287	A	Ark.-Pine Bluff		12	5		
38	N	FIU		7	6														
55	N	Fla. Atlantic		5	3														
88	N	Western Ky.		9	5														

Non-Div. I Games:

UALR

49 N Troy	4	2
131 A Arkansas St.	1	9

U
A
L
R

U
A
L
R

Average RPI Win:		164	WON-LOST RECORD		WINNING PCT. RANK	LAST 15 GAMES	STRENGTH OF SCHEDULE		OPP. STRENGTH OF SCHEDULE	TEAM RPI	ADJ RPI	CONF. RPI	ADJ CONF. RPI
Average RPI Loss:		101	18-36-0		.33333 260	4-11-0	117		121	210	.46476 211	10	10
DIV. I ONLY			8-22-0		.26667 264	1-3-0	151		136	243	.44208 239	8	8
DIV. I NON-CONF.													
TOTALS		RPI 1-25	RPI 26-50		W-L RECORDS		RPI 51-100		RPI 101-150		RPI 150+		
18-36-0		0-7-0	1-4-0		OVERALL		3-5-0		4-12-0		10-8-0		
10-15-0		0-5-0	0-1-0		HOME		1-2-0		3-5-0		6-2-0		
7-20-0		0-2-0	1-3-0		AWAY		2-3-0		1-6-0		3-6-0		
1-1-0		0-0-0	0-0-0		NEUTRAL		0-0-0		0-1-0		1-0-0		
8-22-0		0-4-0	0-2-0		NON-CONFERENCE		1-4-0		2-5-0		5-7-0		
5-8-0		0-2-0	0-1-0		HOME		1-2-0		1-1-0		3-2-0		
2-13-0		0-2-0	0-0-0		AWAY		0-2-0		1-3-0		1-5-0		
1-1-0		0-0-0	0-0-0		NEUTRAL		0-0-0		0-1-0		1-0-0		
10-14-0		0-3-0	1-2-0		CONFERENCE		2-1-0		2-7-0		5-1-0		
5-7-0		0-3-0	0-0-0		HOME		0-0-0		2-4-0		3-0-0		
5-7-0		0-0-0	1-2-0		AWAY		2-1-0		0-3-0		2-1-0		
0-0-0		0-0-0	0-0-0		NEUTRAL		0-0-0		0-0-0		0-0-0		
RPI S	Opponent	Score	RPI S	Opponent	Score	RPI S	Opponent	Score	RPI S	Opponent	Score		
13 A	Stanford	4 11	26 A	California	1 4	53 H	Cal St. Bakersfield	3 6	101 A	Cal Poly	2 4		
13 A	Stanford	2 3	26 H	California	3 8	53 H	Cal St. Bakersfield	2 6	101 A	Cal Poly	4 11		
15 H	Cal St. Fullerton	0 14	27 A	UC Irvine	1 6	65 A	Long Beach St.	8 1	101 A	Cal Poly	2 4		
15 H	Cal St. Fullerton	2 4	27 A	UC Irvine	2 3	65 A	Long Beach St.	1 3	103 N	Utah	4 6		
15 H	Cal St. Fullerton	0 7	27 A	UC Irvine	3 2	65 A	Long Beach St.	11 1	110 H	UC Riverside	2 1		
23 H	Fresno St.	4 12				90 A	San Francisco	2 6	110 H	UC Riverside	0 3		
23 H	Fresno St.	1 3				90 A	San Francisco	4 8	110 H	UC Riverside	4 11		
						90 H	San Francisco	4 2	124 A	San Jose St.	6 9		
									124 A	San Jose St.	4 5		
									124 A	San Jose St.	9 1		
									124 A	San Jose St.	2 5		
									124 H	San Jose St.	6 5		
									124 H	San Jose St.	1 13		
									135 H	UC Santa Barbara	0 1		
									135 H	UC Santa Barbara	5 4		
									135 H	UC Santa Barbara	0 11		
									174 A	Nevada	4 7		
									174 H	Nevada	2 3		
									190 A	St. Mary's (CA)	2 8		
									190 H	St. Mary's (CA)	4 3		
									210 A	Pacific	4 5		
									210 A	Pacific	6 3		
									210 A	Pacific	5 4		
									219 H	Cal St. Northridge	8 4		
									219 H	Cal St. Northridge	6 0		
									219 H	Cal St. Northridge	9 3		
									228 A	Santa Clara	9 5		
			LAST 15 GAMES										
			110 H	UC Riverside	4 11	26 H	California	3 8	210 A	Pacific	5 4		
			110 H	UC Riverside	0 3	101 A	Cal Poly	4 11	219 H	Cal St. Northridge	8 4		
			110 H	UC Riverside	2 1	101 A	Cal Poly	2 4	219 H	Cal St. Northridge	6 0		
			190 A	St. Mary's (CA)	2 8				219 H	Cal St. Northridge	9 3		
			135 H	UC Santa Barbara	5 4				228 A	Santa Clara	9 5		

Non-Div. I Games:

UC Davis

135	H	UC Santa Barbara	0	1
135	H	UC Santa Barbara	0	11

RPI	S	Opponent	Score	
228	A	Santa Clara	8	9
228	H	Santa Clara	5	0
234	A	Sacramento St.	4	6
234	A	Sacramento St.	2	3
234	H	Sacramento St.	1	0
234	H	Sacramento St.	3	4
252	N	Milwaukee	3	1

Average RPI Win:	138	WON-LOST RECORD	WINNING PCT. RANK	LAST 15 GAMES	STRENGTH OF SCHEDULE	OPP. STRENGTH OF SCHEDULE	TEAM RPI	ADJ RPI	CONF. RPI	ADJ CONF. RPI		
DIV. I ONLY		43-18-0	.70492	13	10-5-0	92	78	29	.57261	27	10	10
DIV. I NON-CONF.		27-10-0	.72973	30	6-2-0	57	50	18	.59022	17	8	8
<hr/>												
TOTALS	RPI 1-25	RPI 26-50		W-L RECORDS		RPI 51-100		RPI 101-150		RPI 150+		
43-18-0	3-4-0	3-1-0		OVERALL		8-8-0		8-2-0		21-3-0		
23-4-0	0-0-0	2-0-0		HOME		3-2-0		2-1-0		16-1-0		
17-14-0	2-4-0	1-1-0		AWAY		4-6-0		5-1-0		5-2-0		
3-0-0	1-0-0	0-0-0		NEUTRAL		1-0-0		1-0-0		0-0-0		
27-10-0	2-2-0	3-1-0		NON-CONFERENCE		7-6-0		1-0-0		14-1-0		
15-0-0	0-0-0	2-0-0		HOME		2-0-0		0-0-0		11-0-0		
9-10-0	1-2-0	1-0-		AWAY		4-6-0		0-0-0		3-1-0		
3-0-0	1-0-0	0-0-0		NEUTRAL		1-0-0		1-0-0		0-0-0		
16-8-0	1-2-0	0-0-0		CONFERENCE		1-2-0		7-2-0		7-2-0		
8-4-0	0-0-0	0-0-0		HOME		1-2-0		2-1-0		5-1-0		
8-4-0	1-2-0	0-0-0		AWAY		0-0-0		5-1-0		2-1-0		
0-0-0	0-0-0	0-0-0		NEUTRAL		0-0-0		0-0-0		0-0-0		
RPI S	Opponent	Score		RPI S	Opponent	Score		RPI S	Opponent	Score		
3 A	Virginia	2	3	32 H	Connecticut	5	4	53 A	Cal St. Bakersfield	7	0	
3 A	Virginia	0	6	34 A	UCLA	4	3	53 A	Cal St. Bakersfield	4	5	
3 A	Virginia	6	4	34 A	UCLA	1	6	53 A	Cal St. Bakersfield	11	6	
15 A	Cal St. Fullerton	15	3	34 H	UCLA	2	1	65 H	Long Beach St.	6	8	
15 A	Cal St. Fullerton	1	2					65 H	Long Beach St.	2	0	
15 A	Cal St. Fullerton	4	10					65 H	Long Beach St.	0	5	
23 N	Fresno St.	12	6					75 A	Gonzaga	0	3	
								75 A	Gonzaga	0	3	
								75 A	Gonzaga	1	4	
								87 A	UNLV	3	4	
								89 A	Southern California	4	0	
								89 H	Southern California	9	2	
								90 N	San Francisco	4	3	
								98 A	Loyola Marymount	4	1	
								98 A	Loyola Marymount	0	4	
								98 H	Loyola Marymount	5	2	

Non-Div. I Games:

UC Irvine

23	N	Fresno St.	12	6
65	H	Long Beach St.	0	5

RPI	S	Opponent	Score	
219	H	Cal St. Northridge	8	5
219	H	Cal St. Northridge	10	4
219	H	Cal St. Northridge	9	6
234	H	Sacramento St.	9	7
234	H	Sacramento St.	5	3
234	H	Sacramento St.	9	5
258	H	Grambling	20	0

Average RPI Win:		146	WON-LOST RECORD		WINNING PCT. RANK	LAST 15 GAMES	STRENGTH OF SCHEDULE		OPP. STRENGTH OF SCHEDULE	TEAM RPI	ADJ RPI	CONF. RPI	ADJ CONF. RPI										
Average RPI Loss:		108																					
DIV. I ONLY			29-23-0		.55769	104	7-8-0		166	83	115	.5175	110	10	10								
DIV. I NON-CONF.			18-10-0		.64286	63	2-1-0		174	69	81	.5367	80	8	8								
TOTALS		RPI 1-25		RPI 26-50		W-L RECORDS		RPI 51-100		RPI 101-150		RPI 150+											
29-23-0		0-4-0		2-2-0		OVERALL		8-6-0		4-3-0		15-8-0											
11-12-0		0-3-0		2-2-0		HOME		2-2-0		2-1-0		5-4-0											
15-10-0		0-0-0		0-0-0		AWAY		6-4-0		1-2-0		8-4-0											
3-1-0		0-1-0		0-0-0		NEUTRAL		0-0-0		1-0-0		2-0-0											
18-10-0		0-1-0		1-0-0		NON-CONFERENCE		7-4-0		1-0-0		9-5-0											
6-5-0		0-0-0		1-0-0		HOME		2-2-0		0-0-0		3-3-0											
9-4-0		0-0-0		0-0-0		AWAY		5-2-0		0-0-0		4-2-0											
3-1-0		0-1-0		0-0-0		NEUTRAL		0-0-0		1-0-0		2-0-0											
11-13-0		0-3-0		1-2-0		CONFERENCE		1-2-0		3-3-0		6-3-0											
5-7-0		0-3-0		1-2-0		HOME		0-0-0		2-1-0		2-1-0											
6-6-0		0-0-0		0-0-0		AWAY		1-2-0		1-2-0		4-2-0											
0-0-0		0-0-0		0-0-0		NEUTRAL		0-0-0		0-0-0		0-0-0											
RPI	S	Opponent		Score		RPI	S	Opponent		Score		RPI	S	Opponent		Score							
7	N	Arizona St.		4	5	27	H	UC Irvine		0	12	53	A	Cal St. Bakersfield		8	4						
15	H	Cal St. Fullerton		3	5	27	H	UC Irvine		2	1	53	A	Cal St. Bakersfield		2	0						
15	H	Cal St. Fullerton		2	3	27	H	UC Irvine		2	3	53	A	Cal St. Bakersfield		3	0						
15	H	Cal St. Fullerton		1	4	34	H	UCLA		5	4	65	A	Long Beach St.		0	1						
												65	A	Long Beach St.		14	2						
												65	A	Long Beach St.		5	7						
												87	A	UNLV		10	9						
												87	H	UNLV		6	5						
												89	A	Southern California		10	6						
												89	H	Southern California		3	6						
												98	A	Loyola Marymount		1	4						
												98	A	Loyola Marymount		1	2						
												98	H	Loyola Marymount		2	4						
												98	H	Loyola Marymount		3	0						
																		106	N	Kansas		2	1
																		135	H	UC Santa Barbara		5	3
																		135	H	UC Santa Barbara		5	9
																		135	H	UC Santa Barbara		14	3
																		160	A	San Diego St.		5	3
																		160	H	San Diego St.		1	5
																		171	A	Pepperdine		1	4
																		173	A	San Diego		1	4
																		173	H	San Diego		11	8
																		181	N	Northern Ill.		14	6
																		190	H	St. Mary's (CA)		4	3
																		190	H	St. Mary's (CA)		1	2
																		190	H	St. Mary's (CA)		0	2
																		190	H	St. Mary's (CA)		4	3
																		210	H	Pacific		13	5
																		210	H	Pacific		3	9
																		210	H	Pacific		14	1
																		211	A	UC Davis		3	0
																		211	A	UC Davis		11	4
																		211	A	UC Davis		1	2
																		219	A	Cal St. Northridge		9	2
																		219	A	Cal St. Northridge		8	2
																		219	A	Cal St. Northridge		8	2
																		219	A	Cal St. Northridge		8	9
																		231	N	Air Force		19	7

Non-Div. I Games:

UC Riverside

27	H	UC Irvine	0	12
87	A	UNLV	10	9

RPI	S	Opponent	Score	
234	A	Sacramento St.	2	0
234	A	Sacramento St.	18	2
234	A	Sacramento St.	4	3

UC Riverside

U
C
R
i
v
e
r
s
i
d
e

U
C
R
i
v
e
r
s
i
d
e

Average RPI Win:		144	WON-LOST RECORD		WINNING PCT. RANK	LAST 15 GAMES		STRENGTH OF SCHEDULE		OPP. STRENGTH OF SCHEDULE	TEAM RPI	ADJ RPI	CONF. RPI	ADJ CONF. RPI			
DIV. I ONLY			25-26-0		.4902	157		8-7-0		146	71	140	.50599	135	10	10	
DIV. I NON-CONF.			14-11-0		.56	112		2-0-0		123	34	93	.52929	91	8	8	
TOTALS		RPI 1-25		RPI 26-50		W-L RECORDS		RPI 51-100		RPI 101-150		RPI 150+					
25-26-0		1-6-0		1-3-0		OVERALL		6-5-0		4-5-0		13-7-0					
17-9-0		0-0-0		0-3-0		HOME		4-1-0		3-3-0		10-2-0					
7-15-0		1-5-0		1-0-0		AWAY		1-3-0		1-2-0		3-5-0					
1-2-0		0-1-0		0-0-0		NEUTRAL		1-1-0		0-0-0		0-0-0					
14-11-0		1-3-0		1-0-0		NON-CONFERENCE		4-4-0		1-2-0		7-2-0					
10-3-0		0-0-0		0-0-0		HOME		2-0-0		1-2-0		7-1-0					
3-6-0		1-2-0		1-0-		AWAY		1-3-0		0-0-0		0-1-0					
1-2-0		0-1-0		0-0-0		NEUTRAL		1-1-0		0-0-0		0-0-0					
11-15-0		0-3-0		0-3-0		CONFERENCE		2-1-0		3-3-0		6-5-0					
7-6-0		0-0-0		0-3-0		HOME		2-1-0		2-1-0		3-1-0					
4-9-0		0-3-0		0-0-0		AWAY		0-0-0		1-2-0		3-4-0					
0-0-0		0-0-0		0-0-0		NEUTRAL		0-0-0		0-0-0		0-0-0					
RPI	S	Opponent		Score		RPI	S	Opponent		Score		RPI	S	Opponent		Score	
12	N	Rice		1	2	27	H	UC Irvine		2	9	61	A	Washington St.		1	5
15	A	Cal St. Fullerton		4	5	27	H	UC Irvine		2	4	61	A	Washington St.		3	7
15	A	Cal St. Fullerton		2	3	27	H	UC Irvine		4	7	65	H	Long Beach St.		2	6
15	A	Cal St. Fullerton		4	5	34	A	UCLA		5	4	65	H	Long Beach St.		7	2
25	A	Oregon St.		5	11							65	H	Long Beach St.		5	3
25	A	Oregon St.		3	6							81	N	La.-Lafayette		4	2
25	A	Oregon St.		8	3							89	A	Southern California		5	2
												89	H	Southern California		3	2
												90	N	San Francisco		2	3
												98	A	Loyola Marymount		4	6
												98	H	Loyola Marymount		5	0

Non-Div. I Games: Westmont 8 4

UC Santa Barbara

211	A	UC Davis	1	0
211	A	UC Davis	11	0

RPI	S	Opponent	Score	
234	H	Sacramento St.	4	2
234	H	Sacramento St.	2	3

UC Santa Barbara

U
C
S
a
n
t
a
B
a
r
b
a
r
a

U
C
S
a
n
t
a
B
a
r
b
a
r
a

Average RPI Win: 115		WON-LOST	WINNING	LAST 15	STRENGTH OF		OPP. STRENGTH	TEAM	ADJ		CONF.	ADJ CONF.		
Average RPI Loss: 65		RECORD	PCT. RANK	GAMES	SCHEDULE		OF SCHEDULE	RPI	RPI		RPI	RPI		
DIV. I ONLY		39-23-0	.62903	53	10-5-0		30	49	24	.57486	22	5	5	
DIV. I NON-CONF.		25-10-0	.71429	35	3-3-0		35	65	15	.5939	15	5	5	
TOTALS		RPI 1-25	RPI 26-50		W-L RECORDS		RPI 51-100		RPI 101-150		RPI 150+			
39-23-0		7-8-0	2-4-0		OVERALL		9-7-0		7-1-0		14-3-0			
21-11-0		2-3-0	0-0-0		HOME		3-5-0		2-0-0		14-3-0			
14-8-0		5-4-0	1-2-0		AWAY		5-1-0		3-1-0		0-0-0			
4-4-0		0-1-0	1-2-0		NEUTRAL		1-1-0		2-0-0		0-0-0			
25-10-0		5-3-0	1-2-0		NON-CONFERENCE		3-3-0		4-0-0		12-2-0			
17-3-0		2-0-0	0-0-0		HOME		1-1-0		2-0-0		12-2-0			
6-4-0		3-3-0	0-0-		AWAY		2-1-0		1-0-0		0-0-0			
2-3-0		0-0-0	1-2-0		NEUTRAL		0-1-0		1-0-0		0-0-0			
14-13-0		2-5-0	1-2-0		CONFERENCE		6-4-0		3-1-0		2-1-0			
4-8-0		0-3-0	0-0-0		HOME		2-4-0		0-0-0		2-1-0			
8-4-0		2-1-0	1-2-0		AWAY		3-0-0		2-1-0		0-0-0			
2-1-0		0-1-0	0-0-0		NEUTRAL		1-0-0		1-0-0		0-0-0			
RPI	S	Opponent	Score		RPI	S	Opponent	Score		RPI	S	Opponent	Score	
2	A	Florida	4	3	29	A	East Carolina	3	2	55	A	Fla. Atlantic	2	3
2	H	Florida	8	6	29	A	East Carolina	3	5	55	H	Fla. Atlantic	12	0
6	A	Florida St.	1	6	29	A	East Carolina	6	12	59	N	Southeastern La.	2	7
6	A	Florida St.	14	10	33	N	Alabama	5	12	63	H	Houston	0	5
6	A	Florida St.	0	8	33	N	Alabama	3	5	63	H	Houston	3	5
12	A	Rice	7	2	33	N	Alabama	12	4	63	H	Houston	6	4
12	A	Rice	2	6						74	A	UAB	18	6
12	A	Rice	5	4						74	A	UAB	5	3
12	N	Rice	2	4						74	A	UAB	9	0
17	A	Miami (FL)	1	4						74	N	UAB	6	4
20	A	Stetson	7	6						77	H	Tulane	8	10
20	H	Stetson	8	2						77	H	Tulane	5	6
24	H	Southern Miss.	2	13						77	H	Tulane	8	7
24	H	Southern Miss.	5	6						96	A	South Fla.	10	4
24	H	Southern Miss.	2	5						96	H	South Fla.	5	6
										99	A	South Ala.	9	4
					LAST 15 GAMES									
					33	N	Alabama	5	12	194	H	Marshall	13	10
					126	N	Bethune-Cookman	16	5	194	H	Marshall	0	6
					33	N	Alabama	3	5	20	A	Stetson	7	6
					12	N	Rice	2	4					
					74	N	UAB	6	4					

Non-Div. I Games:

UCF

115 N Memphis	16	9
194 H Marshall	8	1

Average RPI Win: 82		WON-LOST RECORD		WINNING PCT. RANK		LAST 15 GAMES		STRENGTH OF SCHEDULE		OPP. STRENGTH OF SCHEDULE		TEAM RPI		ADJ RPI		CONF. RPI		ADJ CONF. RPI	
DIV. I ONLY		35-24-0		.59322 72		8-7-0		29		28		31		.56641 34		4		4	
DIV. I NON-CONF.		17-14-0		.54839 123		4-5-0		39		33		61		.54802 64		3		3	
TOTALS		RPI 1-25		RPI 26-50		W-L RECORDS		RPI 51-100		RPI 101-150		RPI 150+							
35-24-0		7-8-0		3-3-0		OVERALL		15-8-0		2-5-0		8-0-0							
21-11-0		4-4-0		3-2-0		HOME		7-2-0		1-3-0		6-0-0							
14-12-0		3-4-0		0-1-0		AWAY		8-5-0		1-2-0		2-0-0							
0-1-0		0-0-0		0-0-0		NEUTRAL		0-1-0		0-0-0		0-0-0							
17-14-0		1-2-0		1-2-0		NON-CONFERENCE		8-5-0		2-5-0		5-0-0							
13-7-0		1-1-0		1-1-0		HOME		7-2-0		1-3-0		3-0-0							
4-7-0		0-1-0		0-0-		AWAY		1-3-0		1-2-0		2-0-0							
0-0-0		0-0-0		0-0-0		NEUTRAL		0-0-0		0-0-0		0-0-0							
18-10-0		6-6-0		2-1-0		CONFERENCE		7-3-0		0-0-0		3-0-0							
8-4-0		3-3-0		2-1-0		HOME		0-0-0		0-0-0		3-0-0							
10-5-0		3-3-0		0-0-0		AWAY		7-2-0		0-0-0		0-0-0							
0-1-0		0-0-0		0-0-0		NEUTRAL		0-1-0		0-0-0		0-0-0							
RPI S	Opponent	Score		RPI S	Opponent	Score		RPI S	Opponent	Score		RPI S	Opponent	Score					
7 A	Arizona St.	5	10	26 H	California	2	1	53 H	Cal St. Bakersfield	1	5	101 A	Cal Poly	1	2				
7 A	Arizona St.	7	0	26 H	California	5	2	53 H	Cal St. Bakersfield	3	2	101 A	Cal Poly	8	0				
7 A	Arizona St.	10	3	26 H	California	0	4	53 H	Cal St. Bakersfield	10	1	110 A	UC Riverside	4	5				
13 A	Stanford	4	5	27 A	UC Irvine	1	2	54 A	Oregon	4	0	124 H	San Jose St.	12	2				
13 A	Stanford	4	1	27 H	UC Irvine	3	4	54 A	Oregon	3	1	124 H	San Jose St.	3	8				
13 A	Stanford	4	7	27 H	UC Irvine	6	1	54 A	Oregon	7	1	124 H	San Jose St.	3	5				
15 A	Cal St. Fullerton	3	5					61 A	Washington St.	10	3	135 H	UC Santa Barbara	4	5				
16 H	Georgia	2	6					61 A	Washington St.	2	3	160 A	San Diego St.	5	2				
19 H	Arizona	8	5					61 A	Washington St.	3	1	160 H	San Diego St.	14	6				
19 H	Arizona	4	0					65 A	Long Beach St.	2	4	171 A	Pepperdine	10	0				
19 H	Arizona	4	5					65 H	Long Beach St.	6	4	171 H	Pepperdine	9	0				
23 H	Fresno St.	3	1					69 A	Nebraska	1	0	183 H	Washington	5	3				
25 H	Oregon St.	0	2					69 A	Nebraska	1	2	183 H	Washington	2	1				
25 H	Oregon St.	5	7					69 A	Nebraska	4	5	183 H	Washington	3	2				
25 H	Oregon St.	5	2					89 A	Southern California	2	6	190 H	St. Mary's (CA)	10	2				
								89 A	Southern California	4	0								
								89 A	Southern California	8	4								
								89 N	Southern California	0	2								
								90 H	San Francisco	0	3								
								90 H	San Francisco	3	0								
LAST 15 GAMES																			
				27 H	UC Irvine	3	4												
				90 H	San Francisco	4	1												
				23 H	Fresno St.	3	1												
				90 H	San Francisco	0	3												
				7 A	Arizona St.	5	10												

Non-Div. I Games:

UCLA

	RPI	S	Opponent	Score
7 A Arizona St.	7	0	90 H San Francisco	4 1
7 A Arizona St.	10	3	90 H San Francisco	1 0
			90 H San Francisco	4 1
			27 A UC Irvine	1 2
			26 H California	5 2
			26 H California	2 1

UMBC					Through Games Of 2011 Final							
Average RPI Win: 245 Average RPI Loss: 189		WON-LOST RECORD	WINNING PCT. RANK	LAST 15 GAMES	STRENGTH OF SCHEDULE	OPP. STRENGTH OF SCHEDULE	TEAM RPI	ADJ RPI	CONF. RPI	ADJ CONF. RPI		
DIV. I ONLY		10-37-0	.21277	290	4-11-0	236	284	289	.39082	288	26	26
DIV. I NON-CONF.		8-17-0	.32	247	2-0-0	212	296	270	.41957	268	25	25

TOTALS		RPI 1-25		RPI 26-50		W-L RECORDS		RPI 51-100		RPI 101-150		RPI 150+
10-37-0		0-0-0		0-0-0		OVERALL		0-6-0		0-0-0		10-31-0
8-15-0		0-0-0		0-0-0		HOME		0-3-0		0-0-0		8-12-0
0-17-0		0-0-0		0-0-0		AWAY		0-3-0		0-0-0		0-14-0
2-5-0		0-0-0		0-0-0		NEUTRAL		0-0-0		0-0-0		2-5-0
8-17-0		0-0-0		0-0-0		NON-CONFERENCE		0-0-0		0-0-0		8-17-0
6-7-0		0-0-0		0-0-0		HOME		0-0-0		0-0-0		6-7-0
0-5-0		0-0-0		0-0-		AWAY		0-0-0		0-0-0		0-5-0
2-5-0		0-0-0		0-0-0		NEUTRAL		0-0-0		0-0-0		2-5-0
2-20-0		0-0-0		0-0-0		CONFERENCE		0-6-0		0-0-0		2-14-0
2-8-0		0-0-0		0-0-0		HOME		0-3-0		0-0-0		2-5-0
0-12-0		0-0-0		0-0-0		AWAY		0-3-0		0-0-0		0-9-0
0-0-0		0-0-0		0-0-0		NEUTRAL		0-0-0		0-0-0		0-0-0
RPI S	Opponent	Score	RPI S	Opponent	Score	RPI S	Opponent	Score	RPI S	Opponent	Score	
						83 A	Stony Brook	0 12	154 A	Maine	1 6	
						83 A	Stony Brook	0 14	154 A	Maine	2 3	
						83 A	Stony Brook	4 8	154 A	Maine	5 11	
						83 H	Stony Brook	3 6	154 A	Maine	0 4	
						83 H	Stony Brook	0 11	161 H	Delaware	5 10	
						83 H	Stony Brook	2 13	170 N	Dartmouth	4 13	
									170 N	Dartmouth	3 16	
									170 N	Dartmouth	2 8	
									170 N	Dartmouth	2 17	
									182 A	Towson	9 10	
									182 H	Towson	13 7	
									188 A	Navy	3 4	
									199 N	Long Island	13 8	
									203 H	Fairfield	9 20	
									203 H	Fairfield	3 2	
			203 H	Fairfield	2 9							
			206 A	Binghamton	2 8							
			206 A	Binghamton	5 7							
			206 A	Binghamton	0 9							
			206 H	Binghamton	4 5							
			206 H	Binghamton	1 6							
			206 H	Binghamton	2 5							
			LAST 15 GAMES			206 H	Binghamton	2 5				
			291 H	Hartford	9 11	206 A	Binghamton	2 8	208 A	Georgetown	2 12	
			291 H	Hartford	10 3	206 A	Binghamton	0 9	208 H	Georgetown	4 3	
			291 H	Hartford	3 16	206 A	Binghamton	5 7	235 N	Massachusetts	5 9	
			291 H	Hartford	5 1				237 A	Albany (NY)	4 9	
			237 A	Albany (NY)	0 6				237 A	Albany (NY)	0 6	

Non-Div. I Games:

UMBC

237	A	Albany (NY)	4	9
182	H	Towson	13	7

RPI	S	Opponent	Score	
242	H	Longwood	0	11
242	H	Longwood	4	8
242	H	Longwood	6	1
247	H	Lafayette	5	10
247	H	Lafayette	3	12
261	A	George Washington	2	6
261	H	George Washington	6	3
281	A	Mt. St. Mary's	6	8
281	H	Mt. St. Mary's	7	2
291	H	Hartford	10	3
291	H	Hartford	5	1
291	H	Hartford	3	16
291	H	Hartford	9	11
296	N	Chicago St.	5	3

U
M
B
C

U
M
B
C

Average RPI Win:		170	WON-LOST RECORD		WINNING PCT. RANK	LAST 15 GAMES		STRENGTH OF SCHEDULE		OPP. STRENGTH OF SCHEDULE	TEAM RPI	ADJ RPI	CONF. RPI	ADJ CONF. RPI			
Average RPI Loss:		133															
DIV. I ONLY			15-37-0		.28846	278	0-15-0		156	166	248	.44565	246	14	14		
DIV. I NON-CONF.			8-17-0		.32	247	0-3-0		195	238	248	.43956	246	13	13		
TOTALS		RPI 1-25		RPI 26-50		W-L RECORDS		RPI 51-100		RPI 101-150		RPI 150+					
15-37-0		0-2-0		2-3-0		OVERALL		2-10-0		2-10-0		9-12-0					
8-10-0		0-0-0		2-2-0		HOME		0-0-0		0-3-0		6-5-0					
7-27-0		0-2-0		0-1-0		AWAY		2-10-0		2-7-0		3-7-0					
0-0-0		0-0-0		0-0-0		NEUTRAL		0-0-0		0-0-0		0-0-0					
8-17-0		0-2-0		0-2-0		NON-CONFERENCE		1-2-0		0-3-0		7-8-0					
4-2-0		0-0-0		0-1-0		HOME		0-0-0		0-0-0		4-1-0					
4-15-0		0-2-0		0-0-		AWAY		1-2-0		0-3-0		3-7-0					
0-0-0		0-0-0		0-0-0		NEUTRAL		0-0-0		0-0-0		0-0-0					
7-20-0		0-0-0		2-1-0		CONFERENCE		1-8-0		2-7-0		2-4-0					
4-8-0		0-0-0		2-1-0		HOME		0-0-0		0-3-0		2-4-0					
3-12-0		0-0-0		0-0-0		AWAY		1-8-0		2-4-0		0-0-0					
0-0-0		0-0-0		0-0-0		NEUTRAL		0-0-0		0-0-0		0-0-0					
RPI	S	Opponent		Score		RPI	S	Opponent		Score		RPI	S	Opponent		Score	
1	A	North Carolina		2	4	39	A	East Tenn. St.		5	9	73	A	Charlotte		5	6
5	A	South Carolina		5	9	39	H	East Tenn. St.		5	13	73	A	Charlotte		2	3
						44	H	Coastal Caro.		7	6	84	A	Liberty		3	15
						44	H	Coastal Caro.		2	13	84	A	Liberty		2	3
						44	H	Coastal Caro.		3	2	84	A	Liberty		0	3
												91	A	VMI		7	9
												91	A	VMI		1	15
												91	A	VMI		2	10
												92	A	Gardner-Webb		7	12
												92	A	Gardner-Webb		3	2
												92	A	Gardner-Webb		7	17
												94	A	UNC Greensboro		3	0

Non-Div. I Games:

UNC Asheville

91	A	VMI	1	15
91	A	VMI	7	9

RPI	S	Opponent	Score	
255	A	Campbell	5	9
255	A	Campbell	3	7
265	H	Murray St.	15	11
265	H	Murray St.	15	5
265	H	Murray St.	7	6
284	A	N.C. A&T	14	8

UNC Asheville

U
N
C
A
s
h
e
v
i
l
l
e

U
N
C
A
s
h
e
v
i
l
l
e

Average RPI Win:	150	WON-LOST RECORD	WINNING PCT. RANK	LAST 15 GAMES		STRENGTH OF SCHEDULE	OPP. STRENGTH OF SCHEDULE	TEAM RPI	ADJ RPI	CONF. RPI	ADJ CONF. RPI	
DIV. I ONLY		34-20-0	.62963	51	12-3-0	174	120	84	.52543	94	15	15
DIV. I NON-CONF.		12-10-0	.54545	124	1-0-0	222	98	153	.49141	161	15	15
<hr/>												
TOTALS	RPI 1-25	RPI 26-50		W-L RECORDS		RPI 51-100		RPI 101-150		RPI 150+		
34-20-0	0-0-0	3-4-0		OVERALL		8-4-0		4-6-0		19-6-0		
23-11-0	0-0-0	3-4-0		HOME		4-1-0		2-2-0		14-4-0		
11-7-0	0-0-0	0-0-0		AWAY		4-3-0		2-2-0		5-2-0		
0-2-0	0-0-0	0-0-0		NEUTRAL		0-0-0		0-2-0		0-0-0		
12-10-0	0-0-0	1-3-0		NON-CONFERENCE		1-2-0		1-1-0		9-4-0		
10-9-0	0-0-0	1-3-0		HOME		1-1-0		0-1-0		8-4-0		
2-1-0	0-0-0	0-0-		AWAY		0-1-0		1-0-0		1-0-0		
0-0-0	0-0-0	0-0-0		NEUTRAL		0-0-0		0-0-0		0-0-0		
22-10-0	0-0-0	2-1-0		CONFERENCE		7-2-0		3-5-0		10-2-0		
13-2-0	0-0-0	2-1-0		HOME		3-0-0		2-1-0		6-0-0		
9-6-0	0-0-0	0-0-0		AWAY		4-2-0		1-2-0		4-2-0		
0-2-0	0-0-0	0-0-0		NEUTRAL		0-0-0		0-2-0		0-0-0		
RPI	S	Opponent	Score	RPI	S	Opponent	Score	RPI	S	Opponent	Score	
				36	H	North Carolina St.	1 9	52	H	St. John's (NY)	9 7	
				47	H	Elon	13 9	62	A	Col. of Charleston	5 4	
				47	H	Elon	0 1	62	A	Col. of Charleston	5 6	
				47	H	Elon	6 5	62	A	Col. of Charleston	9 6	
				48	H	James Madison	8 12	66	A	Wake Forest	1 11	
				48	H	James Madison	4 3	66	H	Wake Forest	6 10	
				48	H	James Madison	7 17	67	A	Samford	4 1	
								67	A	Samford	5 7	
								67	A	Samford	5 3	
								80	H	Ga. Southern	7 6	
								80	H	Ga. Southern	3 2	
								80	H	Ga. Southern	8 3	
								122	A	Duke	5 4	
								122	H	Duke	6 8	
								134	H	Appalachian St.	2 4	
								134	H	Appalachian St.	5 3	
								134	H	Appalachian St.	5 3	
								134	N	Appalachian St.	4 6	
								144	A	Furman	4 7	
								144	A	Furman	11 4	
								144	A	Furman	5 6	
								144	N	Furman	6 12	
								161	H	Delaware	1 3	
								161	H	Delaware	10 9	
								161	H	Delaware	7 3	
								163	A	High Point	12 4	
								163	H	Princeton	1 0	
								163	H	High Point	10 3	
								193	H	Western Caro.	9 6	
								193	H	Western Caro.	5 4	
								193	H	Western Caro.	11 4	
								196	H	Citadel	12 11	
								196	H	Citadel	5 1	
								196	H	Citadel	5 1	
								216	A	Wofford	15 0	
								216	A	Wofford	5 0	
								216	A	Wofford	3 0	
								222	A	Davidson	3 14	
								222	A	Davidson	8 5	

Non-Div. I Games:

UNC Greensboro

196	H	Citadel	12	11
196	H	Citadel	5	1

RPI	S	Opponent	Score	
222	A	Davidson	2	5
237	H	Albany (NY)	6	5
237	H	Albany (NY)	9	8
237	H	Albany (NY)	6	8
246	H	UNC Asheville	0	3
272	H	Cleveland St.	3	4
272	H	Cleveland St.	10	3
272	H	Cleveland St.	5	4

UNC Greensboro

U
N
C
G
r
e
e
n
s
b
o
r
o

U
N
C
G
r
e
e
n
s
b
o
r
o

Average RPI Win:		167	WON-LOST RECORD		WINNING PCT. RANK		LAST 15 GAMES		STRENGTH OF SCHEDULE		OPP. STRENGTH OF SCHEDULE		TEAM RPI		ADJ RPI		CONF. RPI		ADJ CONF. RPI				
Average RPI Loss:		99																					
DIV. I ONLY			31-28-0		.52542 132		8-7-0		79		135		100		.52371 100		18		18				
DIV. I NON-CONF.			12-14-0		.46154 172		1-2-0		27		45		87		.5325 87		18		18				
TOTALS		RPI 1-25		RPI 26-50		W-L RECORDS		RPI 51-100		RPI 101-150		RPI 150+											
31-28-0		0-2-0		4-11-0		OVERALL		0-2-0		7-5-0		20-8-0											
22-15-0		0-1-0		2-6-0		HOME		0-1-0		6-3-0		14-4-0											
9-13-0		0-1-0		2-5-0		AWAY		0-1-0		1-2-0		6-4-0											
0-0-0		0-0-0		0-0-0		NEUTRAL		0-0-0		0-0-0		0-0-0											
12-14-0		0-2-0		4-7-0		NON-CONFERENCE		0-2-0		2-2-0		6-1-0											
9-10-0		0-1-0		2-5-0		HOME		0-1-0		2-2-0		5-1-0											
3-4-0		0-1-0		2-0-		AWAY		0-1-0		0-0-0		1-0-0											
0-0-0		0-0-0		0-0-0		NEUTRAL		0-0-0		0-0-0		0-0-0											
19-14-0		0-0-0		0-4-0		CONFERENCE		0-0-0		5-3-0		14-7-0											
13-5-0		0-0-0		0-1-0		HOME		0-0-0		4-1-0		9-3-0											
6-9-0		0-0-0		0-3-0		AWAY		0-0-0		1-2-0		5-4-0											
0-0-0		0-0-0		0-0-0		NEUTRAL		0-0-0		0-0-0		0-0-0											
RPI	S	Opponent		Score		RPI	S	Opponent		Score		RPI	S	Opponent		Score		RPI	S	Opponent		Score	
1	A	North Carolina		2	14	29	A	East Carolina		13	17	62	A	Col. of Charleston		4	5	105	H	Marist		4	5
1	H	North Carolina		5	11	29	H	East Carolina		5	20	62	H	Col. of Charleston		5	6	119	H	Georgia St.		6	4
						36	A	North Carolina St.		9	1							119	H	Georgia St.		8	4
						36	H	North Carolina St.		5	19							119	H	Georgia St.		6	1
						44	A	Coastal Caro.		3	12							127	A	Old Dominion		5	7
						44	H	Coastal Caro.		4	11							127	A	Old Dominion		5	3
						46	H	Jacksonville		6	7							127	A	Old Dominion		5	10
						46	H	Jacksonville		20	7							127	H	Old Dominion		7	0
						46	H	Jacksonville		1	9							127	H	Old Dominion		3	4
						47	A	Elon		10	5							130	H	North Florida		7	11
						47	H	Elon		6	5							130	H	North Florida		9	8
						48	A	James Madison		6	9							149	H	Miami (OH)		7	3
						48	A	James Madison		5	6							151	H	West Virginia		8	0
						48	A	James Madison		2	12							161	H	Delaware		5	1
						48	H	James Madison		7	13							161	H	Delaware		5	6
																		161	H	Delaware		1	7
																		168	H	William & Mary		7	4
																		168	H	William & Mary		11	2
																		168	H	William & Mary		7	4
																		178	H	Holy Cross		12	4
																		182	A	Towson		7	15
																		182	A	Towson		4	9
																		182	A	Towson		7	2
																		192	H	VCU		9	7
																		192	H	VCU		6	15
																		192	H	VCU		3	2
																		205	A	Hofstra		11	6

192	H	VCU	3	2
44	A	Coastal Caro.	3	12

RPI	S	Opponent	Score	
205	A	Hofstra	8	2
205	A	Hofstra	4	6
220	H	St. Joseph's	3	1
220	H	St. Joseph's	4	2
232	H	Northeastern	6	5
232	H	Northeastern	11	2
232	H	Northeastern	5	2
236	H	Villanova	3	4
244	A	George Mason	7	9
244	A	George Mason	7	6
244	A	George Mason	13	4
255	A	Campbell	13	5
255	H	Campbell	5	2

[illegible]

Non-Div. I Games:

UNLV

110	H	UC Riverside	9	10
231	A	Air Force	14	9

RPI	S	Opponent	Score	
174	A	Nevada	10	6
174	A	Nevada	5	0
219	A	Cal St. Northridge	6	11
219	H	Cal St. Northridge	3	9
231	A	Air Force	14	9
231	A	Air Force	6	7
231	A	Air Force	3	1
239	H	Valparaiso	11	5
239	H	Valparaiso	7	4
239	H	Valparaiso	6	5
239	H	Valparaiso	12	2
243	A	Southern Utah	11	13

Average RPI Win:		199	WON-LOST	WINNING	LAST 15	STRENGTH OF		OPP. STRENGTH	TEAM	ADJ		CONF.	ADJ CONF.
Average RPI Loss:		137	RECORD	PCT. RANK	GAMES	SCHEDULE		OF SCHEDULE	RPI	RPI		RPI	RPI
DIV. I ONLY			20-36-0	.35714	248	4-11-0		159	193	227		.45861	223
DIV. I NON-CONF.			9-21-0	.3	253	0-3-0		79	102	201		.47053	201
TOTALS		RPI 1-25	RPI 26-50		W-L RECORDS		RPI 51-100		RPI 101-150		RPI 150+		
20-36-0		0-2-0	0-0-0		OVERALL		1-8-0		2-12-0		17-14-0		
14-13-0		0-0-0	0-0-0		HOME		1-0-0		2-5-0		11-8-0		
5-21-0		0-2-0	0-0-0		AWAY		0-8-0		0-6-0		5-5-0		
1-2-0		0-0-0	0-0-0		NEUTRAL		0-0-0		0-1-0		1-1-0		
9-21-0		0-2-0	0-0-0		NON-CONFERENCE		1-8-0		1-6-0		7-5-0		
8-8-0		0-0-0	0-0-0		HOME		1-0-0		1-3-0		6-5-0		
1-13-0		0-2-0	0-0-		AWAY		0-8-0		0-3-0		1-0-0		
0-0-0		0-0-0	0-0-0		NEUTRAL		0-0-0		0-0-0		0-0-0		
11-15-0		0-0-0	0-0-0		CONFERENCE		0-0-0		1-6-0		10-9-0		
6-5-0		0-0-0	0-0-0		HOME		0-0-0		1-2-0		5-3-0		
4-8-0		0-0-0	0-0-0		AWAY		0-0-0		0-3-0		4-5-0		
1-2-0		0-0-0	0-0-0		NEUTRAL		0-0-0		0-1-0		1-1-0		
RPI S	Opponent	Score	RPI S	Opponent	Score	RPI S	Opponent	Score	RPI S	Opponent	Score		
4 A	Vanderbilt	3 10				58 A	Belmont	3 24	112 H	Austin Peay	6 11		
14 A	Arkansas	2 6				58 A	Belmont	5 14	112 H	Austin Peay	3 14		
						58 H	Belmont	9 8	112 H	Austin Peay	7 6		
						74 A	UAB	2 4	115 A	Memphis	5 11		
						74 A	UAB	1 2	121 H	Purdue	10 9		
						74 A	UAB	6 8	121 H	Purdue	7 8		
						99 A	South Ala.	3 4	121 H	Purdue	3 4		
						99 A	South Ala.	1 6	125 A	Evansville	6 18		
						99 A	South Ala.	10 11	125 H	Evansville	3 16		
									131 A	Arkansas St.	3 5		
									145 A	Southeast Mo. St.	2 8		
									145 A	Southeast Mo. St.	4 8		
									145 A	Southeast Mo. St.	2 8		
									145 N	Southeast Mo. St.	7 12		
									152 A	Jacksonville St.	9 3		
									152 A	Jacksonville St.	4 7		
									152 A	Jacksonville St.	12 13		
									152 N	Jacksonville St.	8 9		
									157 A	Southern Ill.	5 3		
									157 H	Southern Ill.	5 1		
									159 H	South Dakota St.	14 5		
									159 H	South Dakota St.	3 10		
									159 H	South Dakota St.	0 2		
									166 H	Indiana St.	3 11		
									166 H	Indiana St.	9 8		
									166 H	Indiana St.	7 10		
									180 H	SIU Edwardsville	7 6		
			LAST 15 GAMES										
			145 N	Southeast Mo. St.	7 12	209 A	Tennessee Tech	7 8	159 H	South Dakota St.	0 2		
			254 N	Eastern Ky.	6 2	209 A	Tennessee Tech	7 8	166 H	Indiana St.	3 11		
			152 N	Jacksonville St.	8 9	209 A	Tennessee Tech	5 11	166 H	Indiana St.	9 8		
			112 H	Austin Peay	7 6				166 H	Indiana St.	7 10		
			112 H	Austin Peay	3 14				180 H	SIU Edwardsville	7 6		

Non-Div. I Games:

UT Martin

112	H	Austin Peay	6	11
14	A	Arkansas	2	6

RPI	S	Opponent	Score	
180	H	SIU Edwardsville	2	13
180	H	SIU Edwardsville	20	14
209	A	Tennessee Tech	5	11
209	A	Tennessee Tech	7	8
209	A	Tennessee Tech	7	8
214	H	Lipscomb	7	4
241	H	Eastern Ill.	6	4
241	H	Eastern Ill.	5	4
254	A	Eastern Ky.	11	2
254	A	Eastern Ky.	5	3
254	A	Eastern Ky.	4	2
254	N	Eastern Ky.	6	2
265	H	Murray St.	14	13
265	H	Murray St.	4	12
265	H	Murray St.	3	6
279	H	Morehead St.	7	6
279	H	Morehead St.	9	10
279	H	Morehead St.	9	8

Average RPI Win:	123	WON-LOST RECORD	WINNING PCT. RANK	LAST 15 GAMES	STRENGTH OF SCHEDULE	OPP. STRENGTH OF SCHEDULE	TEAM RPI	ADJ RPI	CONF. RPI	ADJ CONF. RPI	
DIV. I ONLY		26-32-0	.44828 193	7-8-0	115	56	160	.50118 147	9	8	
DIV. I NON-CONF.		9-13-0	.40909 199	2-0-0	224	8	205	.47096 199	10	10	
<hr/>											
TOTALS	RPI 1-25	RPI 26-50		W-L RECORDS	RPI 51-100		RPI 101-150		RPI 150+		
26-32-0	1-2-0	1-6-0		OVERALL	8-9-0		8-8-0		8-7-0		
14-12-0	1-1-0	0-3-0		HOME	4-3-0		3-0-0		6-5-0		
11-16-0	0-1-0	1-1-0		AWAY	3-4-0		5-8-0		2-2-0		
1-4-0	0-0-0	0-2-0		NEUTRAL	1-2-0		0-0-0		0-0-0		
<hr/>											
9-13-0	1-2-0	1-3-0		NON-CONFERENCE	2-0-0		1-3-0		4-5-0		
4-5-0	1-1-0	0-1-0		HOME	1-0-0		0-0-0		2-3-0		
5-6-0	0-1-0	1-0-		AWAY	1-0-0		1-3-0		2-2-0		
0-2-0	0-0-0	0-2-0		NEUTRAL	0-0-0		0-0-0		0-0-0		
<hr/>											
17-19-0	0-0-0	0-3-0		CONFERENCE	6-9-0		7-5-0		4-2-0		
10-7-0	0-0-0	0-2-0		HOME	3-3-0		3-0-0		4-2-0		
6-10-0	0-0-0	0-1-0		AWAY	2-4-0		4-5-0		0-0-0		
1-2-0	0-0-0	0-0-0		NEUTRAL	1-2-0		0-0-0		0-0-0		
<hr/>											
RPI S	Opponent	Score	RPI S	Opponent	Score	RPI S	Opponent	Score	RPI S	Opponent	Score
9 H	Texas A&M	3 2	31 A	Baylor	4 2	59 H	Southeastern La.	0 6	108 A	Texas-Arlington	1 2
11 A	Texas	5 8	31 H	Baylor	1 5	59 H	Southeastern La.	5 8	108 A	Texas-Arlington	4 1
25 H	Oregon St.	7 10	40 A	Texas St.	0 3	59 H	Southeastern La.	4 10	108 A	Texas-Arlington	1 2
			40 H	Texas St.	6 7	63 A	Houston	8 5	120 H	Lamar	9 8
			40 H	Texas St.	7 9	63 H	Houston	7 6	120 H	Lamar	13 12
			50 N	Texas Tech	6 11	78 A	Sam Houston St.	5 10	120 H	Lamar	5 2
			50 N	Texas Tech	2 8	78 A	Sam Houston St.	3 6	140 A	McNeese St.	1 5
						78 A	Sam Houston St.	1 5	140 A	McNeese St.	12 3
						85 H	A&M-Corpus Christi	14 10	140 A	McNeese St.	3 9
						85 H	A&M-Corpus Christi	13 6	141 A	New Mexico	5 6
						85 H	A&M-Corpus Christi	8 2	141 A	New Mexico	3 1
						85 N	A&M-Corpus Christi	1 2	141 A	New Mexico	3 8
						85 N	A&M-Corpus Christi	3 2	141 A	New Mexico	6 13
						93 A	Stephen F. Austin	0 2	150 A	Nicholls St.	1 4
						93 A	Stephen F. Austin	7 4	150 A	Nicholls St.	3 2
						93 A	Stephen F. Austin	9 4	150 A	Nicholls St.	5 2
						93 N	Stephen F. Austin	1 7	155 H	Notre Dame	4 5
									162 H	Central Ark.	8 7
									162 H	Central Ark.	8 9
									162 H	Central Ark.	4 0
									167 H	Northwestern St.	11 13
									167 H	Northwestern St.	6 2
									167 H	Northwestern St.	26 18
			LAST 15 GAMES						184 A	La.-Monroe	12 2
			85 N	A&M-Corpus Christi	1 2	140 A	McNeese St.	12 3	184 A	La.-Monroe	2 3
			93 N	Stephen F. Austin	1 7	140 A	McNeese St.	3 9	184 A	La.-Monroe	8 13
			85 N	A&M-Corpus Christi	3 2	140 A	McNeese St.	1 5	184 A	La.-Monroe	14 10
			162 H	Central Ark.	8 9						
			162 H	Central Ark.	8 7						

Non-Div. I Games:	St. Edward's	13	6
--------------------------	---------------------	-----------	----------

UTSA

162	H	Central Ark.	4	0
63	A	Houston	8	5

RPI	S	Opponent	Score	
220	H	St. Joseph's	6	0
220	H	St. Joseph's	0	3
220	H	St. Joseph's	5	1
220	H	St. Joseph's	10	11

UTSA

U
T
S
A

U
T
S
A

Average RPI Win:	159	WON-LOST	WINNING	LAST 15	STRENGTH OF	OPP. STRENGTH	TEAM	ADJ	CONF.	ADJ CONF.				
Average RPI Loss:	93	RECORD	PCT. RANK	GAMES	SCHEDULE	OF SCHEDULE	RPI	RPI	RPI	RPI				
DIV. I ONLY		29-21-0	.58	88	9-6-0	160	75	98	.52055	103	13	11		
DIV. I NON-CONF.		12-11-0	.52174	140	2-1-0	68	88	90	.52739	94	7	7		
<hr/>														
TOTALS	RPI 1-25	RPI 26-50		W-L RECORDS		RPI 51-100		RPI 101-150		RPI 150+				
29-21-0	2-6-0	1-2-0		OVERALL		4-3-0		5-5-0		17-5-0				
11-5-0	0-0-0	0-0-0		HOME		2-2-0		2-1-0		7-2-0				
15-13-0	1-5-0	0-2-0		AWAY		2-1-0		3-2-0		9-3-0				
3-3-0	1-1-0	1-0-0		NEUTRAL		0-0-0		0-2-0		1-0-0				
12-11-0	1-3-0	1-2-0		NON-CONFERENCE		3-2-0		0-2-0		7-2-0				
4-2-0	0-0-0	0-0-0		HOME		1-1-0		0-0-0		3-1-0				
5-8-0	0-3-0	0-0-		AWAY		2-1-0		0-1-0		3-1-0				
3-1-0	1-0-0	1-0-0		NEUTRAL		0-0-0		0-1-0		1-0-0				
17-10-0	1-3-0	0-0-0		CONFERENCE		1-1-0		5-3-0		10-3-0				
7-3-0	0-0-0	0-0-0		HOME		1-1-0		2-1-0		4-1-0				
10-5-0	1-2-0	0-0-0		AWAY		0-0-0		3-1-0		6-2-0				
0-2-0	0-1-0	0-0-0		NEUTRAL		0-0-0		0-1-0		0-0-0				
<hr/>														
RPI	S	Opponent	Score		RPI	S	Opponent	Score		RPI	S	Opponent	Score	
9	N	Texas A&M	2	1	26	A	California	0	7	74	H	UAB	3	2
14	A	Arkansas	4	5	26	A	California	5	6	74	H	UAB	4	6
14	A	Arkansas	1	10	31	N	Baylor	4	3	77	A	Tulane	7	1
14	A	Arkansas	2	3						77	A	Tulane	6	7
21	A	TCU	7	6						77	A	Tulane	8	1
21	A	TCU	5	8						87	H	UNLV	1	6
21	A	TCU	1	2						87	H	UNLV	8	4
21	N	TCU	1	14										
<hr/>														
LAST 15 GAMES														
21	N	TCU	1	14	21	A	TCU	5	8	211	N	UC Davis	6	4
141	N	New Mexico	5	6	21	A	TCU	7	6	228	A	Santa Clara	7	4
160	A	San Diego St.	7	3	160	H	San Diego St.	5	3	228	A	Santa Clara	5	3
74	H	UAB	4	6						231	A	Air Force	19	10
74	H	UAB	3	2						231	A	Air Force	13	10
										231	A	Air Force	10	6

Non-Div. I Games:

Utah

207	H	Utah Valley	8	7
21	A	TCU	1	2

RPI	S	Opponent	Score	
231	A	Air Force	6	1
231	H	Air Force	2	1
231	H	Air Force	5	3
243	H	Southern Utah	8	6
243	H	Southern Utah	9	10

Utah

U
t
a
h

U
t
a
h

Average RPI Win: 260		WON-LOST RECORD		WINNING PCT. RANK		LAST 15 GAMES		STRENGTH OF SCHEDULE		OPP. STRENGTH OF SCHEDULE		TEAM RPI		ADJ RPI		CONF. RPI		ADJ CONF. RPI					
Average RPI Loss: 149																							
DIV. I ONLY		34-22-0		.60714 65		13-2-0		286		263		202		.46678 207		31		31					
DIV. I NON-CONF.		8-20-0		.28571 261		0-1-0		231		127		265		.42284 266		31		30					
TOTALS		RPI 1-25		RPI 26-50		W-L RECORDS		RPI 51-100		RPI 101-150		RPI 150+											
34-22-0		0-3-0		0-1-0		OVERALL		0-3-0		1-4-0		33-11-0											
16-6-0		0-0-0		0-0-0		HOME		0-0-0		1-1-0		15-5-0											
13-15-0		0-3-0		0-1-0		AWAY		0-3-0		0-3-0		13-5-0											
5-1-0		0-0-0		0-0-0		NEUTRAL		0-0-0		0-0-0		5-1-0											
8-20-0		0-3-0		0-1-0		NON-CONFERENCE		0-3-0		1-4-0		7-9-0											
2-4-0		0-0-0		0-0-0		HOME		0-0-0		1-1-0		1-3-0											
4-15-0		0-3-0		0-0-		AWAY		0-3-0		0-3-0		4-5-0											
2-1-0		0-0-0		0-0-0		NEUTRAL		0-0-0		0-0-0		2-1-0											
26-2-0		0-0-0		0-0-0		CONFERENCE		0-0-0		0-0-0		26-2-0											
14-2-0		0-0-0		0-0-0		HOME		0-0-0		0-0-0		14-2-0											
9-0-0		0-0-0		0-0-0		AWAY		0-0-0		0-0-0		9-0-0											
3-0-0		0-0-0		0-0-0		NEUTRAL		0-0-0		0-0-0		3-0-0											
RPI	S	Opponent		Score		RPI	S	Opponent		Score		RPI	S	Opponent		Score		RPI	S	Opponent		Score	
19	A	Arizona		5	6	50	A	Texas Tech		2	6	61	A	Washington St.		1	3	103	A	Utah		3	15
19	A	Arizona		3	9							61	A	Washington St.		2	16	103	A	Utah		7	8
19	A	Arizona		3	6							61	A	Washington St.		7	8	103	H	Utah		12	4
																		103	H	Utah		8	15
																		129	A	BYU		3	11
																		174	A	Nevada		7	8
																		174	A	Nevada		19	6
																		174	A	Nevada		4	5
																		189	N	Western Mich.		3	1
																		189	N	Western Mich.		2	3
																		202	N	Northwestern		3	0
																		234	A	Sacramento St.		3	6
																		234	A	Sacramento St.		4	1
																		234	A	Sacramento St.		6	0
																		240	H	Seattle		8	14
																		243	A	Southern Utah		2	3
																		243	A	Southern Utah		5	0
																		243	A	Southern Utah		4	6
																		243	H	Southern Utah		6	10
																		243	H	Southern Utah		13	11
																		243	H	Southern Utah		7	10
																		260	H	Northern Colo.		5	1
																		260	H	Northern Colo.		3	4
																		260	H	Northern Colo.		16	8
																		260	H	Northern Colo.		6	2
																		262	H	Houston Baptist		9	0
																		262	H	Houston Baptist		14	5
LAST 15 GAMES																							
						262	N	Houston Baptist		5	1	260	H	Northern Colo.		5	1	260	H	Northern Colo.		3	4
						290	A	North Dakota		3	2	103	A	Utah		7	8	260	H	Northern Colo.		16	8
						278	N	NYIT		5	3	262	H	Houston Baptist		9	0	260	H	Northern Colo.		6	2
						296	N	Chicago St.		13	3							262	H	Houston Baptist		9	0
						260	H	Northern Colo.		6	2							262	H	Houston Baptist		14	5

Non-Div. I Games:

Utah Valley

Utah Valley

260 H Northern Colo.	16	8
260 H Northern Colo.	3	4

Through Games Of 2011 Final

RPI	S	Opponent	Score	
262	H	Houston Baptist	6	5
262	H	Houston Baptist	7	2
262	N	Houston Baptist	5	1
270	A	Tex.-Pan American	6	5
270	A	Tex.-Pan American	5	2
270	A	Tex.-Pan American	9	6
270	A	Tex.-Pan American	5	2
278	H	NYIT	12	2
278	H	NYIT	18	0
278	H	NYIT	17	3
278	H	NYIT	9	8
278	N	NYIT	5	3
290	A	North Dakota	3	2
293	A	NJIT	2	0
293	A	NJIT	5	3
293	A	NJIT	9	8
293	A	NJIT	8	3
296	H	Chicago St.	13	3
296	H	Chicago St.	10	0
296	H	Chicago St.	9	8
296	H	Chicago St.	5	6
296	N	Chicago St.	13	3

Utah Valley

U
t
a
h
V
a
l
l
e
y

U
t
a
h
V
a
l
l
e
y

Average RPI Win:	174	WON-LOST RECORD	WINNING PCT. RANK	LAST 15 GAMES		STRENGTH OF SCHEDULE	OPP. STRENGTH OF SCHEDULE	TEAM RPI	ADJ RPI	CONF. RPI	ADJ CONF. RPI
DIV. I ONLY		22-32-0	.40741 215	6-9-0		109	197	190	.47826 192	18	18
DIV. I NON-CONF.		10-14-0	.41667 195	2-2-0		62	255	155	.49354 156	18	18
TOTALS	RPI 1-25	RPI 26-50		W-L RECORDS		RPI 51-100		RPI 101-150		RPI 150+	
22-32-0	0-1-0	1-2-0		OVERALL		2-4-0		4-5-0		15-20-0	
13-18-0	0-1-0	1-2-0		HOME		1-1-0		2-4-0		9-10-0	
9-14-0	0-0-0	0-0-0		AWAY		1-3-0		2-1-0		6-10-0	
0-0-0	0-0-0	0-0-0		NEUTRAL		0-0-0		0-0-0		0-0-0	
10-14-0	0-1-0	0-0-0		NON-CONFERENCE		1-2-0		1-2-0		8-9-0	
7-9-0	0-1-0	0-0-0		HOME		1-1-0		1-2-0		5-5-0	
3-5-0	0-0-0	0-0-		AWAY		0-1-0		0-0-0		3-4-0	
0-0-0	0-0-0	0-0-0		NEUTRAL		0-0-0		0-0-0		0-0-0	
12-18-0	0-0-0	1-2-0		CONFERENCE		1-2-0		3-3-0		7-11-0	
6-9-0	0-0-0	1-2-0		HOME		0-0-0		1-2-0		4-5-0	
6-9-0	0-0-0	0-0-0		AWAY		1-2-0		2-1-0		3-6-0	
0-0-0	0-0-0	0-0-0		NEUTRAL		0-0-0		0-0-0		0-0-0	
RPI S	Opponent	Score	RPI S	Opponent	Score	RPI S	Opponent	Score	RPI S	Opponent	Score
3 H	Virginia	3 14	48 H	James Madison	8 12	84 A	Liberty	7 8	117 H	Monmouth	6 5
			48 H	James Madison	1 4	84 H	Liberty	1 11	117 H	Monmouth	5 6
			48 H	James Madison	4 2	91 H	VMI	4 2	117 H	Monmouth	1 6
						100 A	UNC Wilmington	7 9	119 A	Georgia St.	17 8
						100 A	UNC Wilmington	2 3	119 A	Georgia St.	10 6
						100 A	UNC Wilmington	15 6	119 A	Georgia St.	8 11
									127 H	Old Dominion	13 1
									127 H	Old Dominion	3 5
									127 H	Old Dominion	5 8
									152 H	Fordham	1 3
									152 H	Fordham	6 3
									152 H	Fordham	4 6
									161 H	Delaware	9 1
									161 H	Delaware	3 6
									161 H	Delaware	4 6
									163 A	High Point	2 8
									163 H	Princeton	14 16
									163 H	Princeton	18 6
									168 A	William & Mary	3 8
									168 A	William & Mary	8 6
									168 A	William & Mary	2 4
			LAST 15 GAMES						172 A	Richmond	3 6
			100 A	UNC Wilmington	7 9	172 H	Richmond	9 4	172 H	Richmond	9 4
			100 A	UNC Wilmington	15 6	182 A	Towson	4 10	178 H	Holy Cross	10 3
			100 A	UNC Wilmington	2 3	182 A	Towson	2 5	178 H	Holy Cross	3 9
			84 A	Liberty	7 8				182 A	Towson	2 5
			205 H	Hofstra	4 9				182 A	Towson	4 7

Non-Div. I Games:

VCU

205	H	Hofstra	8	5
205	H	Hofstra	6	5

RPI	S	Opponent	Score	
182	A	Towson	4	10
198	A	Presbyterian	2	3
198	A	Presbyterian	4	3
198	A	Presbyterian	3	4
205	H	Hofstra	4	9
205	H	Hofstra	8	5
205	H	Hofstra	6	5
232	H	Northeastern	0	2
232	H	Northeastern	2	5
232	H	Northeastern	4	3
242	A	Longwood	8	4
242	H	Longwood	1	6
244	A	George Mason	4	5
244	A	George Mason	15	10
244	A	George Mason	3	2
266	A	Norfolk St.	7	6
266	H	Norfolk St.	9	1

V
C
U

V
C
U

Average RPI Win:	166	WON-LOST RECORD	WINNING PCT. RANK	LAST 15 GAMES	STRENGTH OF SCHEDULE	OPP. STRENGTH OF SCHEDULE	TEAM RPI	ADJ RPI	CONF. RPI	ADJ CONF. RPI		
DIV. I ONLY		27-24-1	.52885	126	8-7-0	60	136	91	.5284	91	14	14
DIV. I NON-CONF.		13-10-1	.5625	111	2-0-0	25	135	50	.55502	52	13	13
<hr/>												
TOTALS	RPI 1-25	RPI 26-50		W-L RECORDS		RPI 51-100		RPI 101-150		RPI 150+		
27-24-1	0-6-0	2-3-0		OVERALL		2-5-0		5-5-0		18-5-1		
15-8-0	0-0-0	1-0-0		HOME		2-5-0		0-0-0		12-3-0		
10-15-1	0-6-0	1-3-0		AWAY		0-0-0		5-4-0		4-2-1		
2-1-0	0-0-0	0-0-0		NEUTRAL		0-0-0		0-1-0		2-0-0		
13-10-1	0-6-0	2-0-0		NON-CONFERENCE		0-1-0		0-0-0		11-3-1		
8-3-0	0-0-0	1-0-0		HOME		0-1-0		0-0-0		7-2-0		
3-7-1	0-6-0	1-0-		AWAY		0-0-0		0-0-0		2-1-1		
2-0-0	0-0-0	0-0-0		NEUTRAL		0-0-0		0-0-0		2-0-0		
14-14-0	0-0-0	0-3-0		CONFERENCE		2-4-0		5-5-0		7-2-0		
7-5-0	0-0-0	0-0-0		HOME		2-4-0		0-0-0		5-1-0		
7-8-0	0-0-0	0-3-0		AWAY		0-0-0		5-4-0		2-1-0		
0-1-0	0-0-0	0-0-0		NEUTRAL		0-0-0		0-1-0		0-0-0		
RPI	S	Opponent	Score	RPI	S	Opponent	Score	RPI	S	Opponent	Score	
3	A	Virginia	3 4	44	A	Coastal Caro.	2 8	79	H	Virginia Tech	2 11	
6	A	Florida St.	2 9	44	A	Coastal Caro.	2 4	84	H	Liberty	3 1	
6	A	Florida St.	0 12	44	A	Coastal Caro.	0 5	84	H	Liberty	2 3	
6	A	Florida St.	0 15	48	A	James Madison	8 2	84	H	Liberty	6 8	
25	A	Oregon St.	3 13	48	H	James Madison	10 4	92	H	Gardner-Webb	7 10	
25	A	Oregon St.	1 5					92	H	Gardner-Webb	10 14	
								92	H	Gardner-Webb	11 8	

Non-Div. I Games:

VMI

246	H	UNC Asheville	15	1
246	H	UNC Asheville	9	7

RPI	S	Opponent	Score	
206	H	Binghamton	9	2
206	H	Binghamton	2	0
242	A	Longwood	5	4
242	H	Longwood	12	5
246	H	UNC Asheville	15	1
246	H	UNC Asheville	9	7
246	H	UNC Asheville	10	2

V
M
I

V
M
I

Average RPI Win:	234	WON-LOST RECORD	WINNING PCT. RANK	LAST 15 GAMES	STRENGTH OF SCHEDULE	OPP. STRENGTH OF SCHEDULE	TEAM RPI	ADJ RPI	CONF. RPI	ADJ CONF. RPI				
DIV. I ONLY	23-32-0	.41818	209	6-9-0	252	248	245	.44942	239	29	29			
DIV. I NON-CONF.	6-20-0	.23077	271	0-1-0	143	158	255	.43668	252	29	28			
<hr/>														
TOTALS	RPI 1-25	RPI 26-50		W-L RECORDS		RPI 51-100		RPI 101-150		RPI 150+				
23-32-0	0-0-0	0-1-0		OVERALL		2-7-0		1-10-0		20-14-0				
9-5-0	0-0-0	0-0-0		HOME		0-0-0		0-0-0		9-5-0				
11-26-0	0-0-0	0-0-0		AWAY		2-7-0		1-10-0		8-9-0				
3-1-0	0-0-0	0-1-0		NEUTRAL		0-0-0		0-0-0		3-0-0				
<hr/>														
6-20-0	0-0-0	0-1-0		NON-CONFERENCE		2-7-0		0-6-0		4-6-0				
1-1-0	0-0-0	0-0-0		HOME		0-0-0		0-0-0		1-1-0				
5-18-0	0-0-0	0-0-		AWAY		2-7-0		0-6-0		3-5-0				
0-1-0	0-0-0	0-1-0		NEUTRAL		0-0-0		0-0-0		0-0-0				
<hr/>														
17-12-0	0-0-0	0-0-0		CONFERENCE		0-0-0		1-4-0		16-8-0				
8-4-0	0-0-0	0-0-0		HOME		0-0-0		0-0-0		8-4-0				
6-8-0	0-0-0	0-0-0		AWAY		0-0-0		1-4-0		5-4-0				
3-0-0	0-0-0	0-0-0		NEUTRAL		0-0-0		0-0-0		3-0-0				
<hr/>														
RPI	S	Opponent	Score	RPI	S	Opponent	Score	RPI	S	Opponent	Score			
				35	N	Creighton	0 1	53	A	Cal St. Bakersfield	0 9			
								53	A	Cal St. Bakersfield	4 7			
								68	A	Hawaii	8 9			
								68	A	Hawaii	8 7			
								68	A	Hawaii	7 2			
								87	A	UNLV	5 6			
								87	A	UNLV	5 11			
								87	A	UNLV	2 12			
								87	A	UNLV	4 7			
										101	A	Cal Poly	3 8	
										101	A	Cal Poly	1 7	
										101	A	Cal Poly	0 11	
										112	A	Austin Peay	10 11	
										112	A	Austin Peay	3 7	
										112	A	Austin Peay	3 7	
										146	A	Wright St.	6 2	
										146	A	Wright St.	4 10	
										146	A	Wright St.	5 6	
										146	A	Wright St.	3 4	
										146	A	Wright St.	3 4	
										166	H	Indiana St.	2 3	
										180	A	SIU Edwardsville	9 5	
										180	A	SIU Edwardsville	0 1	
										181	A	Northern Ill.	6 7	
										202	A	Northwestern	5 2	
										218	H	Ill.-Chicago	5 2	
										218	H	Ill.-Chicago	0 5	
										218	H	Ill.-Chicago	13 1	
										218	N	Ill.-Chicago	11 9	
										219	A	Cal St. Northridge	4 13	
										219	A	Cal St. Northridge	2 5	
										219	A	Cal St. Northridge	3 6	
										219	A	Cal St. Northridge	2 1	
										252	A	Milwaukee	3 4	
										252	A	Milwaukee	5 6	
										252	A	Milwaukee	14 2	
<hr/>														
LAST 15 GAMES														
			146 A Wright St.	3		4	252 A Milwaukee	3		4	219 A Cal St. Northridge	3		6
			277 N Youngstown St.	8		6	252 H Milwaukee	3		7	219 A Cal St. Northridge	2		1
			146 A Wright St.	3		4	252 H Milwaukee	3		7	252 A Milwaukee	3		4
			218 N Ill.-Chicago	11		9					252 A Milwaukee	5		6
			274 N Butler	9		0					252 A Milwaukee	14		2

Non-Div. I Games: Wabash 6 1 St. Francis (IN) 8 3

Valparaiso

Valparaiso

252 A Milwaukee	14	2
252 A Milwaukee	5	6

Through Games Of 2011 Final

RPI	S	Opponent	Score
252	H	Milwaukee	3 7
252	H	Milwaukee	3 7
272	A	Cleveland St.	12 2
272	A	Cleveland St.	4 1
272	A	Cleveland St.	6 1
272	H	Cleveland St.	5 1
272	H	Cleveland St.	2 1
274	A	Butler	12 5
274	A	Butler	2 6
274	A	Butler	7 14
274	H	Butler	6 8
274	H	Butler	11 4
274	N	Butler	9 0
277	H	Youngstown St.	4 3
277	H	Youngstown St.	5 2
277	H	Youngstown St.	11 1
277	N	Youngstown St.	8 6
296	H	Chicago St.	8 1

Valparaiso

V
a
l
p
a
r
a
i
s
o

V
a
l
p
a
r
a
i
s
o

Average RPI Win:		89	WON-LOST RECORD		WINNING PCT. RANK	LAST 15 GAMES		STRENGTH OF SCHEDULE		OPP. STRENGTH OF SCHEDULE	TEAM RPI	ADJ RPI	CONF. RPI	ADJ CONF. RPI			
Average RPI Loss:		16															
DIV. I ONLY		54-12-0		.81818	2	12-3-0		12		6	2	.63376	4	1	1		
DIV. I NON-CONF.		29-1-0		.96667	1	7-0-0		91		44	3	.63598	3	1	1		
TOTALS		RPI 1-25		RPI 26-50		W-L RECORDS		RPI 51-100		RPI 101-150		RPI 150+					
54-12-0		17-11-0		10-0-0		OVERALL		6-0-0		6-1-0		15-0-0					
33-4-0		7-4-0		7-0-0		HOME		5-0-0		4-0-0		10-0-0					
16-5-0		5-4-0		3-0-0		AWAY		1-0-0		2-1-0		5-0-0					
5-3-0		5-3-0		0-0-0		NEUTRAL		0-0-0		0-0-0		0-0-0					
29-1-0		6-1-0		1-0-0		NON-CONFERENCE		6-0-0		1-0-0		15-0-0					
21-1-0		4-1-0		1-0-0		HOME		5-0-0		1-0-0		10-0-0					
6-0-0		0-0-0		0-0-		AWAY		1-0-0		0-0-0		5-0-0					
2-0-0		2-0-0		0-0-0		NEUTRAL		0-0-0		0-0-0		0-0-0					
25-11-0		11-10-0		9-0-0		CONFERENCE		0-0-0		5-1-0		0-0-0					
12-3-0		3-3-0		6-0-0		HOME		0-0-0		3-0-0		0-0-0					
10-5-0		5-4-0		3-0-0		AWAY		0-0-0		2-1-0		0-0-0					
3-3-0		3-3-0		0-0-0		NEUTRAL		0-0-0		0-0-0		0-0-0					
RPI	S	Opponent		Score		RPI	S	Opponent		Score		RPI	S	Opponent		Score	
1	N	North Carolina		5	1	28	H	LSU		10	7	58	H	Belmont		6	2
1	N	North Carolina		7	3	28	H	LSU		10	1	58	H	Belmont		6	1
2	H	Florida		14	1	28	H	LSU		11	3	58	H	Belmont		10	0
2	H	Florida		3	6	33	H	Alabama		11	3	88	H	Western Ky.		6	5
2	H	Florida		5	6	33	H	Alabama		7	0	95	H	Kennesaw St.		9	5
2	N	Florida		4	6	33	H	Alabama		11	6	97	A	Louisville		5	1
2	N	Florida		1	3	43	A	Auburn		6	2						
2	N	Florida		0	5	43	A	Auburn		11	2						
5	A	South Carolina		3	5	43	A	Auburn		11	6						
5	A	South Carolina		6	4	49	H	Troy		10	2						
5	A	South Carolina		1	3												
5	N	South Carolina		7	2												
13	H	Stanford		2	1												
13	H	Stanford		8	7												
13	H	Stanford		2	5												
14	A	Arkansas		4	1												
14	A	Arkansas		1	2												
14	A	Arkansas		2	1												
14	N	Arkansas		3	2												
16	A	Georgia		17	7												
16	A	Georgia		4	5												
16	A	Georgia		9	3												
16	N	Georgia		10	0												
18	H	Mississippi St.		8	9												
18	H	Mississippi St.		4	0												
18	H	Mississippi St.		10	0												
25	H	Oregon St.		11	1												
LAST 15 GAMES																	
		2	N	Florida	4	6			49	H	Troy	10	2				
		1	N	North Carolina	5	1			58	H	Belmont	10	0				
		2	N	Florida	1	3			2	N	Florida	0	5				
		1	N	North Carolina	7	3											
		25	H	Oregon St.	9	3											

Vanderbilt

RPI	S	Opponent	Score	
25	H	Oregon St.	9	3
25	H	Oregon St.	11	1
58	H	Belmont	6	1

Non-Div. I Games:

V
a
n
d
e
r
b
i
l
t

V
a
n
d
e
r
b
i
l
t

Average RPI Win:	185	WON-LOST RECORD	WINNING PCT. RANK	LAST 15 GAMES	STRENGTH OF SCHEDULE	OPP. STRENGTH OF SCHEDULE	TEAM RPI	ADJ RPI	CONF. RPI	ADJ CONF. RPI		
Average RPI Loss:	150											
DIV. I ONLY		20-32-0	.38462	230	7-8-0	206	187	231	.45124	236	12	12
DIV. I NON-CONF.		13-12-0	.52	142	2-1-0	272	278	216	.45477	224	12	12
<hr/>												
TOTALS	RPI 1-25	RPI 26-50		W-L RECORDS		RPI 51-100		RPI 101-150		RPI 150+		
20-32-0	0-0-0	0-3-0		OVERALL		4-6-0		1-6-0		15-17-0		
12-13-0	0-0-0	0-3-0		HOME		2-4-0		1-0-0		9-6-0		
7-17-0	0-0-0	0-0-0		AWAY		2-2-0		0-6-0		5-9-0		
1-2-0	0-0-0	0-0-0		NEUTRAL		0-0-0		0-0-0		1-2-0		
13-12-0	0-0-0	0-0-0		NON-CONFERENCE		1-0-0		1-3-0		11-9-0		
6-4-0	0-0-0	0-0-0		HOME		0-0-0		1-0-0		5-4-0		
6-6-0	0-0-0	0-0-		AWAY		1-0-0		0-3-0		5-3-0		
1-2-0	0-0-0	0-0-0		NEUTRAL		0-0-0		0-0-0		1-2-0		
7-20-0	0-0-0	0-3-0		CONFERENCE		3-6-0		0-3-0		4-8-0		
6-9-0	0-0-0	0-3-0		HOME		2-4-0		0-0-0		4-2-0		
1-11-0	0-0-0	0-0-0		AWAY		1-2-0		0-3-0		0-6-0		
0-0-0	0-0-0	0-0-0		NEUTRAL		0-0-0		0-0-0		0-0-0		
RPI	S	Opponent	Score	RPI	S	Opponent	Score	RPI	S	Opponent	Score	
				32	H	Connecticut	1 7	52	A	St. John's (NY)	7 6	
				32	H	Connecticut	2 10	52	A	St. John's (NY)	1 3	
				32	H	Connecticut	0 10	52	A	St. John's (NY)	7 8	
								57	H	Seton Hall	4 3	
								57	H	Seton Hall	0 9	
								57	H	Seton Hall	5 10	
								96	H	South Fla.	4 3	
								96	H	South Fla.	1 10	
								96	H	South Fla.	1 7	
								100	A	UNC Wilmington	4 3	

Non-Div. I Games:

Villanova

169	H	Rutgers	2	8
267	H	Temple	1	6

RPI	S	Opponent	Score	
247	H	Lafayette	5	3
253	H	Iona	3	13
263	H	Cornell	6	3
266	A	Norfolk St.	8	7
266	A	Norfolk St.	13	1
266	A	Norfolk St.	4	9
267	A	Temple	9	8
267	H	Temple	1	6
269	H	St. Peter's	8	4
281	H	Mt. St. Mary's	1	5
284	N	N.C. A&T	6	12
300	A	N.C. Central	11	4

Average RPI Win:		92	WON-LOST		WINNING		LAST 15		STRENGTH OF		OPP. STRENGTH		TEAM		ADJ		CONF.		ADJ CONF.					
Average RPI Loss:		23	RECORD		PCT. RANK		GAMES		SCHEDULE		OF SCHEDULE		RPI		RPI		RPI		RPI					
DIV. I ONLY			56-12-0		.82353		1		11-4-0		11		16		4		.63467		3		2		2	
DIV. I NON-CONF.			30-4-0		.88235		3		7-3-0		32		67		4		.63366		4		2		2	
TOTALS		RPI 1-25		RPI 26-50				W-L RECORDS				RPI 51-100				RPI 101-150				RPI 150+				
56-12-0		12-8-0		12-3-0				OVERALL				7-0-0				13-1-0				12-0-0				
35-5-0		4-2-0		9-3-0				HOME				2-0-0				9-0-0				11-0-0				
13-5-0		5-4-0		1-0-0				AWAY				3-0-0				3-1-0				1-0-0				
8-2-0		3-2-0		2-0-0				NEUTRAL				2-0-0				1-0-0				0-0-0				
30-4-0		0-2-0		10-2-0				NON-CONFERENCE				3-0-0				5-0-0				12-0-0				
23-2-0		0-0-0		7-2-0				HOME				2-0-0				3-0-0				11-0-0				
3-0-0		0-0-0		1-0-				AWAY				0-0-0				1-0-0				1-0-0				
4-2-0		0-2-0		2-0-0				NEUTRAL				1-0-0				1-0-0				0-0-0				
26-8-0		12-6-0		2-1-0				CONFERENCE				4-0-0				8-1-0				0-0-0				
12-3-0		4-2-0		2-1-0				HOME				0-0-0				6-0-0				0-0-0				
10-5-0		5-4-0		0-0-0				AWAY				3-0-0				2-1-0				0-0-0				
4-0-0		3-0-0		0-0-0				NEUTRAL				1-0-0				0-0-0				0-0-0				
RPI	S	Opponent		Score		RPI	S	Opponent		Score		RPI	S	Opponent		Score		RPI	S	Opponent		Score		
1	A	North Carolina		0	6	26	N	California		4	1	52	H	St. John's (NY)		10	2	104	A	Radford		12	0	
1	A	North Carolina		2	3	26	N	California		8	1	66	N	Wake Forest		13	1	104	H	Radford		2	0	
1	A	North Carolina		1	2	27	H	UC Irvine		6	0	74	N	UAB		6	4	113	H	Maryland		4	2	
1	N	North Carolina		3	2	27	H	UC Irvine		4	6	79	A	Virginia Tech		10	2	113	H	Maryland		4	2	
5	N	South Carolina		1	7	27	H	UC Irvine		3	2	79	A	Virginia Tech		18	3	113	H	Maryland		14	1	
5	N	South Carolina		2	3	29	H	East Carolina		3	4	79	A	Virginia Tech		9	3	114	H	Rider		12	0	
6	H	Florida St.		11	12	29	H	East Carolina		4	3	91	H	VMI		4	3	114	H	Rider		4	1	
6	H	Florida St.		4	3	29	H	East Carolina		10	1							122	H	Duke		18	4	
6	H	Florida St.		5	4	29	H	East Carolina		13	1							122	H	Duke		10	0	
6	N	Florida St.		7	2	36	H	North Carolina St.		2	6							122	H	Duke		3	2	
8	A	Clemson		7	6	36	H	North Carolina St.		7	6							131	N	Arkansas St.		8	2	
8	A	Clemson		5	0	36	H	North Carolina St.		3	1							139	A	Boston College		17	0	
8	A	Clemson		8	7	43	A	Auburn		13	2							139	A	Boston College		4	0	
10	A	Georgia Tech		8	10	44	H	Coastal Caro.		8	7							139	A	Boston College		4	5	
10	A	Georgia Tech		12	9	48	H	James Madison		7	3							168	H	William & Mary		9	0	
10	A	Georgia Tech		6	2			LAST 15 GAMES										172	H	Richmond		12	1	
17	H	Miami (FL)		3	2	5	N	South Carolina		2	3	29	H	East Carolina		13	1	208	H	Georgetown		4	0	
17	H	Miami (FL)		2	6	26	N	California		8	1	52	H	St. John's (NY)		10	2	261	H	George Washington		2	0	
17	H	Miami (FL)		5	4	5	N	South Carolina		1	7	188	H	Navy		6	0	263	H	Cornell		12	1	
17	H	Miami (FL)		5	4	26	N	California		4	1							263	H	Cornell		14	2	
17	N	Miami (FL)		6	4	27	H	UC Irvine		3	2							283	H	Niagara		7	0	

Non-Div. I Games:

Virginia

27	H	UC Irvine	4	6
27	H	UC Irvine	6	0

V
i
r
g
i
n
i
a

V
i
r
g
i
n
i
a

Average RPI Win:	141	WON-LOST	WINNING	LAST 15	STRENGTH OF	OPP. STRENGTH	TEAM	ADJ	CONF.	ADJ CONF.		
Average RPI Loss:	56	RECORD	PCT. RANK	GAMES	SCHEDULE	OF SCHEDULE	RPI	RPI	RPI	RPI		
DIV. I ONLY		30-25-0	.54545	112	9-6-0	78	32	73	.535	79	2	2
DIV. I NON-CONF.		19-6-0	.76	16	3-1-0	230	212	67	.54142	68	2	2
<hr/>												
TOTALS	RPI 1-25	RPI 26-50			W-L RECORDS		RPI 51-100		RPI 101-150		RPI 150+	
30-25-0	3-15-0	2-2-0			OVERALL		6-1-0		8-4-0		11-3-0	
14-17-0	3-12-0	1-1-0			HOME		1-0-0		0-1-0		9-3-0	
14-8-0	0-3-0	1-1-0			AWAY		5-1-0		7-3-0		1-0-0	
2-0-0	0-0-0	0-0-0			NEUTRAL		0-0-0		1-0-0		1-0-0	
19-6-0	0-0-0	2-2-0			NON-CONFERENCE		4-0-0		2-1-0		11-3-0	
11-5-0	0-0-0	1-1-0			HOME		1-0-0		0-1-0		9-3-0	
6-1-0	0-0-0	1-0-			AWAY		3-0-0		1-0-0		1-0-0	
2-0-0	0-0-0	0-0-0			NEUTRAL		0-0-0		1-0-0		1-0-0	
11-19-0	3-15-0	0-0-0			CONFERENCE		2-1-0		6-3-0		0-0-0	
3-12-0	3-12-0	0-0-0			HOME		0-0-0		0-0-0		0-0-0	
8-7-0	0-3-0	0-0-0			AWAY		2-1-0		6-3-0		0-0-0	
0-0-0	0-0-0	0-0-0			NEUTRAL		0-0-0		0-0-0		0-0-0	
<hr/>												
RPI S	Opponent	Score	RPI S	Opponent	Score	RPI S	Opponent	Score	RPI S	Opponent	Score	
1 H	North Carolina	6 7	39 A	East Tenn. St.	13 6	55 A	Fla. Atlantic	14 2	104 A	Radford	13 7	
1 H	North Carolina	4 5	44 A	Coastal Caro.	5 6	66 A	Wake Forest	3 5	104 H	Radford	5 7	
1 H	North Carolina	4 10	48 H	James Madison	8 4	66 A	Wake Forest	9 3	113 A	Maryland	13 5	
3 H	Virginia	3 9	48 H	James Madison	5 7	66 A	Wake Forest	11 2	113 A	Maryland	11 2	
3 H	Virginia	2 10				84 A	Liberty	9 6	113 A	Maryland	7 2	
3 H	Virginia	3 18				84 H	Liberty	9 1	122 A	Duke	9 0	
6 H	Florida St.	12 18				91 A	VMI	11 2	122 A	Duke	6 5	
6 H	Florida St.	11 15							122 A	Duke	2 3	
6 H	Florida St.	2 1							139 A	Boston College	1 2	
8 H	Clemson	2 7							139 A	Boston College	8 1	
8 H	Clemson	3 2							139 A	Boston College	3 5	
8 H	Clemson	3 8							143 N	Indiana	4 2	
10 H	Georgia Tech	7 5							176 H	Bryant	2 3	
10 H	Georgia Tech	3 5							176 H	Bryant	2 5	
10 H	Georgia Tech	4 11							176 H	Bryant	15 0	
17 A	Miami (FL)	1 3							176 H	Bryant	4 0	
17 A	Miami (FL)	1 2							209 N	Tennessee Tech	11 9	
17 A	Miami (FL)	1 11							215 A	S.C. Upstate	10 0	
									215 H	S.C. Upstate	6 4	
									283 H	Niagara	7 8	
									283 H	Niagara	11 7	
									283 H	Niagara	7 2	
									283 H	Niagara	17 9	
									284 H	N.C. A&T	5 4	
									291 H	Hartford	10 3	
									291 H	Hartford	11 3	
<hr/>												
			LAST 15 GAMES									
			10 H	Georgia Tech	3 5	48 H	James Madison	5 7				
			10 H	Georgia Tech	7 5	215 H	S.C. Upstate	6 4				
			10 H	Georgia Tech	4 11	122 A	Duke	9 0				
			8 H	Clemson	3 2							
			8 H	Clemson	3 8							

Non-Div. I Games:

Virginia Tech

8	H	Clemson	2	7
48	H	James Madison	8	4

Average RPI Win:	223	WON-LOST RECORD	WINNING PCT. RANK	LAST 15 GAMES	STRENGTH OF SCHEDULE	OPP. STRENGTH OF SCHEDULE	TEAM RPI	ADJ RPI	CONF. RPI	ADJ CONF. RPI	
DIV. I ONLY		18-33-0	.35294 251	7-8-0	194	215	244	.4462 245	24	24	
DIV. I NON-CONF.		6-13-0	.31579 249	4-0-0	102	49	204	.46803 204	28	27	
<hr/>											
TOTALS	RPI 1-25	RPI 26-50		W-L RECORDS	RPI 51-100		RPI 101-150		RPI 150+		
18-33-0	0-3-0	0-5-0		OVERALL	0-6-0		1-6-0		17-13-0		
11-11-0	0-0-0	0-0-0		HOME	0-1-0		0-0-0		11-10-0		
7-20-0	0-3-0	0-3-0		AWAY	0-5-0		1-6-0		6-3-0		
0-2-0	0-0-0	0-2-0		NEUTRAL	0-0-0		0-0-0		0-0-0		
6-13-0	0-3-0	0-5-0		NON-CONFERENCE	0-2-0		1-2-0		5-1-0		
4-2-0	0-0-0	0-0-0		HOME	0-1-0		0-0-0		4-1-0		
2-9-0	0-3-0	0-0-		AWAY	0-1-0		1-2-0		1-0-0		
0-2-0	0-0-0	0-2-0		NEUTRAL	0-0-0		0-0-0		0-0-0		
12-20-0	0-0-0	0-0-0		CONFERENCE	0-4-0		0-4-0		12-12-0		
7-9-0	0-0-0	0-0-0		HOME	0-0-0		0-0-0		7-9-0		
5-11-0	0-0-0	0-0-0		AWAY	0-4-0		0-4-0		5-3-0		
0-0-0	0-0-0	0-0-0		NEUTRAL	0-0-0		0-0-0		0-0-0		
RPI S	Opponent	Score	RPI S	Opponent	Score	RPI S	Opponent	Score	RPI S	Opponent	Score
22 A	UCF	4 13	37 N	Kent St.	2 13	52 A	St. John's (NY)	4 13	117 A	Monmouth	8 13
22 A	UCF	1 2	37 N	Kent St.	2 12	57 H	Seton Hall	4 8	117 A	Monmouth	4 5
22 A	UCF	1 5	46 A	Jacksonville	3 7	86 A	Sacred Heart	3 4	117 A	Monmouth	1 10
			46 A	Jacksonville	0 9	86 A	Sacred Heart	2 8	117 A	Monmouth	3 5
			46 A	Jacksonville	4 20	86 A	Sacred Heart	4 5	130 A	North Florida	0 12
						86 A	Sacred Heart	7 12	136 A	Winthrop	2 9
									136 A	Winthrop	8 5
									169 A	Rutgers	11 5
									176 H	Bryant	2 0
									176 H	Bryant	1 5
									176 H	Bryant	0 1
									176 H	Bryant	4 3
									197 H	Central Conn. St.	7 8
									197 H	Central Conn. St.	5 10
									197 H	Central Conn. St.	1 0
									197 H	Central Conn. St.	6 4
									199 A	Long Island	2 3
									199 A	Long Island	11 0
									199 A	Long Island	8 4
									199 A	Long Island	4 5
									220 H	St. Joseph's	5 0
									220 H	St. Joseph's	4 1
									247 H	Lafayette	10 5
									253 H	Iona	10 3
									259 A	Quinnipiac	7 3
									259 A	Quinnipiac	8 6
									259 A	Quinnipiac	5 6
			LAST 15 GAMES								
			86 A	Sacred Heart	4 5	286 H	Fairleigh Dickinson	3 4	247 H	Lafayette	10 5
			86 A	Sacred Heart	3 4	247 H	Lafayette	10 5	253 H	Iona	10 3
			86 A	Sacred Heart	2 8	220 H	St. Joseph's	5 0	259 A	Quinnipiac	7 3
			86 A	Sacred Heart	7 12				259 A	Quinnipiac	8 6
			286 H	Fairleigh Dickinson	7 1				259 A	Quinnipiac	5 6

Non-Div. I Games:

Wagner

286	H	Fairleigh Dickinson	5	7
286	H	Fairleigh Dickinson	0	2

RPI	S	Opponent	Score	
259	A	Quinnipiac	14	3
269	H	St. Peter's	3	8
281	H	Mt. St. Mary's	9	8
281	H	Mt. St. Mary's	8	5
281	H	Mt. St. Mary's	3	6
281	H	Mt. St. Mary's	4	11
286	H	Fairleigh Dickinson	7	1
286	H	Fairleigh Dickinson	0	2
286	H	Fairleigh Dickinson	3	4
286	H	Fairleigh Dickinson	5	7

Wake Forest

Through Games Of 2011 Final

Average RPI Win:		96	WON-LOST RECORD		WINNING PCT. RANK		LAST 15 GAMES		STRENGTH OF SCHEDULE		OPP. STRENGTH OF SCHEDULE		TEAM RPI		ADJ RPI		CONF. RPI		ADJ CONF. RPI				
Average RPI Loss:		54	25-31-0		.44643 196		9-6-0		18		13		68		.54016 66		2		2				
DIV. I ONLY			10-13-0		.43478 187		1-2-0		36		110		113		.51974 112		2		2				
DIV. I NON-CONF.																							
TOTALS		RPI 1-25		RPI 26-50		W-L RECORDS		RPI 51-100		RPI 101-150		RPI 150+											
25-31-0		5-13-0		2-8-0		OVERALL		4-3-0		11-3-0		3-4-0											
13-14-0		3-6-0		0-1-0		HOME		2-3-0		5-1-0		3-3-0											
11-13-0		2-4-0		2-6-0		AWAY		2-0-0		5-2-0		0-1-0											
1-4-0		0-3-0		0-1-0		NEUTRAL		0-0-0		1-0-0		0-0-0											
10-13-0		0-0-0		1-6-0		NON-CONFERENCE		3-1-0		3-2-0		3-4-0											
6-6-0		0-0-0		0-1-0		HOME		1-1-0		2-1-0		3-3-0											
3-6-0		0-0-0		1-0-		AWAY		2-0-0		0-1-0		0-1-0											
1-1-0		0-0-0		0-1-0		NEUTRAL		0-0-0		1-0-0		0-0-0											
15-18-0		5-13-0		1-2-0		CONFERENCE		1-2-0		8-1-0		0-0-0											
7-8-0		3-6-0		0-0-0		HOME		1-2-0		3-0-0		0-0-0											
8-7-0		2-4-0		1-2-0		AWAY		0-0-0		5-1-0		0-0-0											
0-3-0		0-3-0		0-0-0		NEUTRAL		0-0-0		0-0-0		0-0-0											
RPI	S	Opponent		Score		RPI	S	Opponent		Score		RPI	S	Opponent		Score		RPI	S	Opponent		Score	
1	H	North Carolina		1	7	28	A	LSU		4	15	73	A	Charlotte		7	1	104	H	Radford		4	5
1	H	North Carolina		10	2	28	A	LSU		3	4	73	H	Charlotte		10	13	113	A	Maryland		15	5
1	H	North Carolina		5	4	28	A	LSU		1	9	79	H	Virginia Tech		3	9	113	A	Maryland		4	0
1	N	North Carolina		0	9	29	N	East Carolina		0	9	79	H	Virginia Tech		5	3	113	A	Maryland		6	2
3	N	Virginia		1	13	36	A	North Carolina St.		11	5	79	H	Virginia Tech		2	11	122	A	Duke		2	10
6	A	Florida St.		4	12	36	A	North Carolina St.		5	17	94	A	UNC Greensboro		10	6	122	A	Duke		6	5
6	A	Florida St.		8	0	36	A	North Carolina St.		4	6	94	H	UNC Greensboro		11	1	122	A	Duke		7	2
6	A	Florida St.		2	11	44	A	Coastal Caro.		2	10							128	H	Minnesota		7	5
8	A	Clemson		0	2	47	A	Elon		13	4							134	N	Appalachian St.		6	2
8	A	Clemson		4	10	47	H	Elon		0	5							136	A	Winthrop		5	6
8	A	Clemson		9	3													136	H	Winthrop		9	8
10	H	Georgia Tech		5	6													139	H	Boston College		4	3
10	H	Georgia Tech		1	5													139	H	Boston College		15	5
10	H	Georgia Tech		6	4													139	H	Boston College		2	1
17	H	Miami (FL)		3	5													152	H	Fordham		3	5
17	H	Miami (FL)		3	4													163	A	High Point		1	9
17	H	Miami (FL)		1	4													163	H	High Point		3	1
17	N	Miami (FL)		2	4													182	H	Towson		6	9
																		193	H	Western Caro.		2	1
																		202	H	Northwestern		3	10
																		208	H	Georgetown		7	5
LAST 15 GAMES																							
		17 N Miami (FL)		2	4			122 A Duke		6	5												
		1 N North Carolina		0	9			122 A Duke		7	2												
		3 N Virginia		1	13			29 N East Carolina		0	9												
		113 A Maryland		4	0																		
		113 A Maryland		15	5																		

Non-Div. I Games:

Wake Forest

113 A Maryland	6	2
122 A Duke	2	10

Wake Forest

Wake Forest

Average RPI Win: 123		WON-LOST RECORD		WINNING PCT. RANK		LAST 15 GAMES		STRENGTH OF SCHEDULE		OPP. STRENGTH OF SCHEDULE		TEAM RPI		ADJ RPI		CONF. RPI		ADJ CONF. RPI	
DIV. I ONLY		17-37-0		.31481 271		5-10-0		44		38		180		.48357 183		4		4	
DIV. I NON-CONF.		10-16-0		.38462 218		1-0-0		129		134		188		.47483 193		3		3	
TOTALS		RPI 1-25		RPI 26-50		W-L RECORDS		RPI 51-100		RPI 101-150		RPI 150+							
17-37-0		2-13-0		1-9-0		OVERALL		6-9-0		1-2-0		7-4-0							
10-15-0		2-3-0		1-5-0		HOME		1-2-0		1-2-0		5-3-0							
4-19-0		0-9-0		0-4-0		AWAY		3-6-0		0-0-0		1-0-0							
3-3-0		0-1-0		0-0-0		NEUTRAL		2-1-0		0-0-0		1-1-0							
10-16-0		0-3-0		1-3-0		NON-CONFERENCE		1-4-0		1-2-0		7-4-0							
7-7-0		0-0-0		1-2-0		HOME		0-0-0		1-2-0		5-3-0							
1-7-0		0-3-0		0-0-		AWAY		0-3-0		0-0-0		1-0-0							
2-2-0		0-0-0		0-0-0		NEUTRAL		1-1-0		0-0-0		1-1-0							
7-21-0		2-10-0		0-6-0		CONFERENCE		5-5-0		0-0-0		0-0-0							
3-8-0		2-3-0		0-3-0		HOME		1-2-0		0-0-0		0-0-0							
3-12-0		0-6-0		0-3-0		AWAY		3-3-0		0-0-0		0-0-0							
1-1-0		0-1-0		0-0-0		NEUTRAL		1-0-0		0-0-0		0-0-0							
RPI	S	Opponent		Score		RPI	S	Opponent		Score		RPI	S	Opponent		Score			
7	H	Arizona St.		0	12	26	H	California		2	8	53	A	Cal St. Bakersfield		4	5		
7	H	Arizona St.		3	0	26	H	California		2	6	53	A	Cal St. Bakersfield		1	11		
7	H	Arizona St.		0	6	26	H	California		3	4	53	A	Cal St. Bakersfield		4	7		
13	A	Stanford		2	6	34	A	UCLA		1	2	54	A	Oregon		0	9		
13	A	Stanford		7	8	34	A	UCLA		2	3	54	A	Oregon		3	0		
13	A	Stanford		2	7	34	A	UCLA		3	5	54	A	Oregon		4	3		
15	A	Cal St. Fullerton		1	6	41	H	Dallas Baptist		1	3	61	A	Washington St.		6	5		
15	A	Cal St. Fullerton		3	11	41	H	Dallas Baptist		3	8	61	A	Washington St.		6	11		
15	A	Cal St. Fullerton		4	9	41	H	Dallas Baptist		1	0	61	A	Washington St.		2	5		
19	A	Arizona		5	6	45	A	Oklahoma St.		2	4	61	N	Washington St.		4	2		
19	A	Arizona		2	8							64	N	Missouri St.		6	3		
19	A	Arizona		0	9							69	N	Nebraska		3	10		
25	H	Oregon St.		3	9							89	H	Southern California		9	12		
25	H	Oregon St.		7	6							89	H	Southern California		8	2		
25	N	Oregon St.		4	6							89	H	Southern California		1	2		
						LAST 15 GAMES													
						19 A Arizona 2 8						210 H Pacific 4 3							
						19 A Arizona 5 6						25 H Oregon St. 7 6							
						19 A Arizona 0 9						25 H Oregon St. 3 9							
						61 N Washington St. 4 2													
						7 H Arizona St. 3 0													

Non-Div. I Games:

Washington

7 H Arizona St.	0	12
7 H Arizona St.	0	6

W
a
s
h
i
n
g
t
o
n

W
a
s
h
i
n
g
t
o
n

Average RPI Win:		99	WON-LOST		WINNING		LAST 15		STRENGTH OF		OPP. STRENGTH		TEAM		ADJ		CONF.		ADJ CONF.				
Average RPI Loss:		55	RECORD		PCT. RANK		GAMES		SCHEDULE		OF SCHEDULE		RPI		RPI		RPI		RPI				
DIV. I ONLY			26-28-0		.48148		166		7-8-0		19		46		62		.54452		61				
DIV. I NON-CONF.			16-10-0		.61538		77		2-3-0		5		169		25		.57846		24				
TOTALS		RPI 1-25		RPI 26-50		W-L RECORDS		RPI 51-100		RPI 101-150		RPI 150+											
26-28-0		3-12-0		3-6-0		OVERALL		10-6-0		4-1-0		6-3-0											
19-12-0		2-4-0		2-3-0		HOME		5-3-0		4-0-0		6-2-0											
6-13-0		1-8-0		0-3-0		AWAY		5-2-0		0-0-0		0-0-0											
1-3-0		0-0-0		1-0-0		NEUTRAL		0-1-0		0-1-0		0-1-0											
16-10-0		0-3-0		2-1-0		NON-CONFERENCE		6-4-0		4-1-0		4-1-0											
12-4-0		0-0-0		1-1-0		HOME		3-2-0		4-0-0		4-1-0											
3-4-0		0-3-0		0-0-		AWAY		3-1-0		0-0-0		0-0-0											
1-2-0		0-0-0		1-0-0		NEUTRAL		0-1-0		0-1-0		0-0-0											
10-18-0		3-9-0		1-5-0		CONFERENCE		4-2-0		0-0-0		2-2-0											
7-8-0		2-4-0		1-2-0		HOME		2-1-0		0-0-0		2-1-0											
3-9-0		1-5-0		0-3-0		AWAY		2-1-0		0-0-0		0-0-0											
0-1-0		0-0-0		0-0-0		NEUTRAL		0-0-0		0-0-0		0-1-0											
RPI	S	Opponent		Score		RPI	S	Opponent		Score		RPI	S	Opponent		Score		RPI	S	Opponent		Score	
7	A	Arizona St.		4 10		26	A	California		0 3		53	A	Cal St. Bakersfield		10 11		128	N	Minnesota		0 2	
7	A	Arizona St.		2 8		26	A	California		3 4		53	A	Cal St. Bakersfield		4 3		129	H	BYU		3 0	
7	A	Arizona St.		1 3		26	A	California		0 7		53	A	Cal St. Bakersfield		4 2		129	H	BYU		4 3	
13	H	Stanford		10 8		34	H	UCLA		1 3		54	H	Oregon		3 6		135	H	UC Santa Barbara		5 1	
13	H	Stanford		3 22		34	H	UCLA		3 2		54	H	Oregon		8 7		135	H	UC Santa Barbara		7 3	
13	H	Stanford		3 4		34	H	UCLA		3 10		54	H	Oregon		12 6		183	H	Washington		5 2	
19	H	Arizona		1 8		41	H	Dallas Baptist		8 7		75	A	Gonzaga		11 6		183	H	Washington		5 6	
19	H	Arizona		4 6		41	H	Dallas Baptist		4 13		75	H	Gonzaga		3 1		183	H	Washington		11 6	
19	H	Arizona		7 6		45	N	Oklahoma St.		13 2		75	H	Gonzaga		17 11		183	N	Washington		2 4	
23	A	Fresno St.		5 7								87	H	UNLV		3 6		186	H	Portland		8 10	
23	A	Fresno St.		1 16								87	H	UNLV		4 3		186	H	Portland		11 5	
23	A	Fresno St.		2 7								87	H	UNLV		1 4		207	H	Utah Valley		8 7	
25	A	Oregon St.		2 4								89	A	Southern California		2 6		207	H	Utah Valley		3 1	
25	A	Oregon St.		6 7								89	A	Southern California		10 2		207	H	Utah Valley		16 2	
25	A	Oregon St.		2 0								89	A	Southern California		13 1							
												99	N	South Ala.		3 14							
LAST 15 GAMES																							
						89	A	Southern California		13 1		186	H	Portland		11 5							
						89	A	Southern California		10 2		186	H	Portland		8 10							
						89	A	Southern California		2 6		19	H	Arizona		4 6							
						183	N	Washington		2 4													
						54	H	Oregon		8 7													

Non-Div. I Games:

Washington St.

54	H	Oregon	3	6
54	H	Oregon	12	6

W
a
s
h
i
n
g
t
o
n
s
t
.

W
a
s
h
i
n
g
t
o
n
s
t
.

Average RPI Win:	165	WON-LOST RECORD	WINNING PCT. RANK	LAST 15 GAMES	STRENGTH OF SCHEDULE	OPP. STRENGTH OF SCHEDULE	TEAM RPI	ADJ RPI	CONF. RPI	ADJ CONF. RPI					
DIV. I ONLY		28-27-0	.50909	146	4-11-0	153	178	150	.50055	151	12	12			
DIV. I NON-CONF.		14-12-0	.53846	126	0-1-0	105	264	120	.51349	121	12	12			
<hr/>															
TOTALS	RPI 1-25	RPI 26-50		W-L RECORDS		RPI 51-100		RPI 101-150		RPI 150+					
28-27-0	0-0-0	0-1-0		OVERALL		5-6-0		5-10-0		18-10-0					
19-8-0	0-0-0	0-0-0		HOME		2-1-0		4-3-0		13-4-0					
6-12-0	0-0-0	0-1-0		AWAY		3-4-0		0-3-0		3-4-0					
3-7-0	0-0-0	0-0-0		NEUTRAL		0-1-0		1-4-0		2-2-0					
<hr/>															
14-12-0	0-0-0	0-1-0		NON-CONFERENCE		0-1-0		5-7-0		9-3-0					
11-4-0	0-0-0	0-0-0		HOME		0-0-0		4-3-0		7-1-0					
0-3-0	0-0-0	0-0-		AWAY		0-1-0		0-0-0		0-1-0					
3-5-0	0-0-0	0-0-0		NEUTRAL		0-0-0		1-4-0		2-1-0					
<hr/>															
14-15-0	0-0-0	0-0-0		CONFERENCE		5-5-0		0-3-0		9-7-0					
8-4-0	0-0-0	0-0-0		HOME		2-1-0		0-0-0		6-3-0					
6-9-0	0-0-0	0-0-0		AWAY		3-3-0		0-3-0		3-3-0					
0-2-0	0-0-0	0-0-0		NEUTRAL		0-1-0		0-0-0		0-1-0					
<hr/>															
RPI	S	Opponent	Score	RPI	S	Opponent	Score	RPI	S	Opponent	Score	RPI	S	Opponent	Score
				47	A	Elon	1 17	57	H	Seton Hall	3 5	102	N	Penn St.	2 3
								57	H	Seton Hall	6 3	105	N	Marist	8 9
								57	H	Seton Hall	3 2	113	H	Maryland	6 10
								57	N	Seton Hall	4 10	114	H	Rider	11 5
								96	A	South Fla.	9 3	114	H	Rider	9 12
								96	A	South Fla.	7 6	114	H	Rider	7 3
								96	A	South Fla.	4 8	114	H	Rider	5 3
								97	A	Louisville	3 6	118	N	Illinois	5 4
								97	A	Louisville	9 2	123	H	Eastern Mich.	20 6
								97	A	Louisville	2 8	123	H	Eastern Mich.	7 9
								100	A	UNC Wilmington	0 8	138	A	Pittsburgh	2 5
												138	A	Pittsburgh	1 12
												138	A	Pittsburgh	6 10
												146	N	Wright St.	5 6
												149	N	Miami (OH)	5 12
												155	A	Notre Dame	2 5
												155	A	Notre Dame	6 4
												155	A	Notre Dame	8 1
												155	N	Notre Dame	0 1
												156	H	Cincinnati	11 4
												156	H	Cincinnati	14 7
												156	H	Cincinnati	4 9
				LAST 15 GAMES								156	H	Cincinnati	4 9
				155	N	Notre Dame	0 1	138	A	Pittsburgh	1 12	169	H	Rutgers	14 5
				57	N	Seton Hall	4 10	257	A	Akron	2 3	169	H	Rutgers	5 7
				169	H	Rutgers	14 5	156	H	Cincinnati	14 7	169	H	Rutgers	4 6
				169	H	Rutgers	5 7					176	H	Bryant	6 1
				169	H	Rutgers	4 6					176	H	Bryant	7 6

Non-Div. I Games:

West Virginia

138	A	Pittsburgh	6	10
138	A	Pittsburgh	2	5

RPI	S	Opponent	Score	
185	N	Iowa	5	0
208	H	Georgetown	6	4
208	H	Georgetown	4	3
208	H	Georgetown	4	0
221	H	Canisius	12	16
221	H	Canisius	7	6
221	H	Canisius	4	3
221	H	Canisius	8	5
236	A	Villanova	4	2
236	A	Villanova	2	7
236	A	Villanova	1	5
254	H	Eastern Ky.	11	2
254	H	Eastern Ky.	8	5
257	A	Akron	2	3
267	N	Temple	12	1
279	N	Morehead St.	5	6

W
e
s
t
V
i
r
g
i
n
i
a

W
e
s
t
V
i
r
g
i
n
i
a

Average RPI Win: 173		WON-LOST	WINNING	LAST 15	STRENGTH OF		OPP. STRENGTH	TEAM	ADJ	CONF.	ADJ CONF.
Average RPI Loss: 112		RECORD	PCT. RANK	GAMES	SCHEDULE		OF SCHEDULE	RPI	RPI	RPI	RPI
DIV. I ONLY		23-31-1	.42727	205	6-9-0		179	116	191	.47718	193
DIV. I NON-CONF.		10-11-1	.47727	163	0-3-0		264	101	209	.46378	209
TOTALS		RPI 1-25	RPI 26-50		W-L RECORDS		RPI 51-100		RPI 101-150		RPI 150+
23-31-1		0-2-0	1-3-0		OVERALL		4-13-1		4-5-0		14-8-0
14-14-1		0-1-0	0-3-0		HOME		3-4-1		2-1-0		9-5-0
7-15-0		0-1-0	0-0-0		AWAY		1-7-0		2-4-0		4-3-0
2-2-0		0-0-0	1-0-0		NEUTRAL		0-2-0		0-0-0		1-0-0
10-11-1		0-2-0	0-0-0		NON-CONFERENCE		1-2-1		2-1-0		7-6-0
6-7-1		0-1-0	0-0-0		HOME		0-1-1		2-1-0		4-4-0
3-4-0		0-1-0	0-0-		AWAY		1-1-0		0-0-0		2-2-0
1-0-0		0-0-0	0-0-0		NEUTRAL		0-0-0		0-0-0		1-0-0
13-20-0		0-0-0	1-3-0		CONFERENCE		3-11-0		2-4-0		7-2-0
8-7-0		0-0-0	0-3-0		HOME		3-3-0		0-0-0		5-1-0
4-11-0		0-0-0	0-0-0		AWAY		0-6-0		2-4-0		2-1-0
1-2-0		0-0-0	1-0-0		NEUTRAL		0-2-0		0-0-0		0-0-0
RPI S	Opponent	Score	RPI S	Opponent	Score	RPI S	Opponent	Score	RPI S	Opponent	Score
8 A	Clemson	3 12	47 H	Elon	5 6	62 A	Col. of Charleston	3 15	109 H	Manhattan	6 11
8 H	Clemson	4 6	47 H	Elon	4 5	62 A	Col. of Charleston	8 15	109 H	Manhattan	7 3
			47 H	Elon	6 9	62 A	Col. of Charleston	3 6	109 H	Manhattan	9 8
			47 N	Elon	10 7	62 N	Col. of Charleston	2 4	134 A	Appalachian St.	9 10
						66 A	Wake Forest	1 2	134 A	Appalachian St.	13 7
						67 H	Samford	3 2	134 A	Appalachian St.	5 10
						67 H	Samford	6 11	144 A	Furman	14 13
						67 H	Samford	4 3	144 A	Furman	7 14
						80 H	Ga. Southern	13 16	144 A	Furman	8 9
						80 H	Ga. Southern	7 8	160 H	San Diego St.	3 4
						80 H	Ga. Southern	12 4	160 H	San Diego St.	9 11
						80 N	Ga. Southern	1 12	160 H	San Diego St.	5 11
						92 H	Gardner-Webb	8 8	163 A	High Point	6 2
						94 A	UNC Greensboro	6 9	163 H	High Point	11 0
						94 A	UNC Greensboro	4 11	196 H	Citadel	12 8
						94 A	UNC Greensboro	4 5	196 H	Citadel	6 0
						95 A	Kennesaw St.	5 1	196 H	Citadel	7 5
						95 H	Kennesaw St.	2 6	216 H	Wofford	25 14
									216 H	Wofford	11 0
									216 H	Wofford	7 11
									222 A	Davidson	0 3
									222 A	Davidson	7 1
									222 A	Davidson	2 1
									246 A	UNC Asheville	4 7
									246 H	UNC Asheville	2 6
									254 A	Eastern Ky.	5 0
									254 A	Eastern Ky.	8 12
LAST 15 GAMES											
						62 N	Col. of Charleston	2 4	144 A	Furman	8 9
						80 N	Ga. Southern	1 12	144 A	Furman	14 13
						47 N	Elon	10 7	95 H	Kennesaw St.	2 6
						196 H	Citadel	12 8			
						196 H	Citadel	6 0			

Non-Div. I Games:

Western Caro.

196 H Citadel	7	5
144 A Furman	7	14

RPI	S	Opponent	Score	
257	N	Akron	9	8
279	H	Morehead St.	9	6
279	H	Morehead St.	18	0
279	H	Morehead St.	9	2

Average RPI Win:	205	WON-LOST RECORD	WINNING PCT. RANK	LAST 15 GAMES	STRENGTH OF SCHEDULE	OPP. STRENGTH OF SCHEDULE	TEAM RPI	ADJ RPI	CONF. RPI	ADJ CONF. RPI	
Average RPI Loss:	157										
DIV. I ONLY	20-38-0	.34483	257	6-9-0	225	209	254	.43949	250	27	27
DIV. I NON-CONF.	7-21-0	.25	268	0-1-0	148	124	247	.44123	243	26	26
<hr/>											
TOTALS	RPI 1-25	RPI 26-50		W-L RECORDS		RPI 51-100		RPI 101-150		RPI 150+	
20-38-0	0-0-0	0-0-0		OVERALL		3-13-0		1-3-0		16-22-0	
6-9-0	0-0-0	0-0-0		HOME		2-3-0		0-0-0		4-6-0	
14-25-0	0-0-0	0-0-0		AWAY		1-9-0		1-3-0		12-13-0	
0-4-0	0-0-0	0-0-0		NEUTRAL		0-1-0		0-0-0		0-3-0	
7-21-0	0-0-0	0-0-0		NON-CONFERENCE		1-10-0		1-3-0		5-8-0	
1-2-0	0-0-0	0-0-0		HOME		0-1-0		0-0-0		1-1-0	
6-17-0	0-0-0	0-0-		AWAY		1-9-0		1-3-0		4-5-0	
0-2-0	0-0-0	0-0-0		NEUTRAL		0-0-0		0-0-0		0-2-0	
13-17-0	0-0-0	0-0-0		CONFERENCE		2-3-0		0-0-0		11-14-0	
5-7-0	0-0-0	0-0-0		HOME		2-2-0		0-0-0		3-5-0	
8-8-0	0-0-0	0-0-0		AWAY		0-0-0		0-0-0		8-8-0	
0-2-0	0-0-0	0-0-0		NEUTRAL		0-1-0		0-0-0		0-1-0	
RPI	S	Opponent	Score	RPI	S	Opponent	Score	RPI	S	Opponent	Score
						51 A Kansas St.	6 7	119 A Georgia St.	7 8		
						51 A Kansas St.	7 14	119 A Georgia St.	5 11		
						51 A Kansas St.	4 6	119 A Georgia St.	8 2		
						51 A Kansas St.	1 4	119 A Georgia St.	0 3		
						60 H Illinois St.	4 9	159 H South Dakota St.	6 9		
						64 A Missouri St.	1 9	159 H South Dakota St.	10 14		
						64 A Missouri St.	9 8	159 H South Dakota St.	2 5		
						64 A Missouri St.	2 5	159 H South Dakota St.	6 5		
						67 A Samford	8 16	166 A Indiana St.	3 7		
						67 A Samford	0 4	166 A Indiana St.	10 6		
						67 A Samford	1 18	175 A St. Louis	6 8		
						72 H Oral Roberts	1 5	185 A Iowa	4 2		
						72 H Oral Roberts	3 2	185 A Iowa	4 5		
						72 H Oral Roberts	13 5	185 H Iowa	2 6		
						72 H Oral Roberts	2 5	185 N Iowa	8 14		
						72 N Oral Roberts	0 12	189 N Western Mich.	4 11		
								213 A Bradley	9 14		
								213 A Bradley	10 3		
								213 A Bradley	1 6		
								213 H Bradley	6 4		
								241 A Eastern Ill.	4 0		
								243 A Southern Utah	15 4		
								243 A Southern Utah	3 4		
								243 A Southern Utah	11 4		
								243 A Southern Utah	15 5		
								249 A North Dakota St.	4 2		
								249 A North Dakota St.	1 9		
								249 A North Dakota St.	4 2		
								249 A North Dakota St.	1 9		
								249 A North Dakota St.	4 2		

Non-Div. I Games: Illinois Col. 16 1

Western Ill.

Western Ill.

249	A	North Dakota St.	7	8
60	H	Illinois St.	4	9

Through Games Of 2011 Final

RPI	S	Opponent	Score	
249	A	North Dakota St.	4	9
249	A	North Dakota St.	7	8
249	N	North Dakota St.	3	5
251	A	Oakland	7	0
251	A	Oakland	5	11
251	A	Oakland	2	3
251	A	Oakland	3	6
273	A	IPFW	10	4
273	A	IPFW	3	1
273	A	IPFW	4	5
273	A	IPFW	8	5
275	H	Centenary (LA)	9	1
275	H	Centenary (LA)	4	1
275	H	Centenary (LA)	4	5
275	H	Centenary (LA)	6	8

Western Ill.

W
e
s
t
e
r
n
I
l
l
.

W
e
s
t
e
r
n
I
l
l
.

Average RPI Win: 141		WON-LOST	WINNING	LAST 15	STRENGTH OF		OPP. STRENGTH	TEAM	ADJ	CONF.	ADJ CONF.
Average RPI Loss: 103		RECORD	PCT. RANK	GAMES	SCHEDULE		OF SCHEDULE	RPI	RPI	RPI	RPI
DIV. I ONLY		33-24-0	.57895	89	8-7-0		136	76	90	.52961	88
DIV. I NON-CONF.		15-9-0	.625	73	0-1-0		125	111	71	.54125	69
TOTALS		RPI 1-25	RPI 26-50		W-L RECORDS		RPI 51-100		RPI 101-150		RPI 150+
33-24-0		0-1-0	3-7-0		OVERALL		9-7-0		7-2-0		14-7-0
19-7-0		0-0-0	0-0-0		HOME		6-5-0		6-2-0		7-0-0
11-13-0		0-1-0	3-5-0		AWAY		1-2-0		1-0-0		6-5-0
3-4-0		0-0-0	0-2-0		NEUTRAL		2-0-0		0-0-0		1-2-0
15-9-0		0-1-0	1-2-0		NON-CONFERENCE		3-3-0		5-1-0		6-2-0
9-2-0		0-0-0	0-0-0		HOME		1-1-0		4-1-0		4-0-0
4-5-0		0-1-0	1-0-		AWAY		1-2-0		1-0-0		1-1-0
2-2-0		0-0-0	0-1-0		NEUTRAL		1-0-0		0-0-0		1-1-0
18-15-0		0-0-0	2-5-0		CONFERENCE		6-4-0		2-1-0		8-5-0
10-5-0		0-0-0	0-0-0		HOME		5-4-0		2-1-0		3-0-0
7-8-0		0-0-0	2-4-0		AWAY		0-0-0		0-0-0		5-4-0
1-2-0		0-0-0	0-1-0		NEUTRAL		1-0-0		0-0-0		0-1-0
RPI S	Opponent	Score	RPI S	Opponent	Score	RPI S	Opponent	Score	RPI S	Opponent	Score
4 A	Vanderbilt	5 6	38 A	FIU	6 4	51 N	Kansas St.	11 3	107 H	Kentucky	11 8
			38 A	FIU	8 9	55 H	Fla. Atlantic	2 4	112 A	Austin Peay	17 6
			38 A	FIU	3 2	55 H	Fla. Atlantic	5 4	112 H	Austin Peay	5 2
			42 A	Ole Miss	7 3	55 H	Fla. Atlantic	6 2	118 H	Illinois	13 5
			43 N	Auburn	8 13	55 N	Fla. Atlantic	11 10	118 H	Illinois	3 1
			44 A	Coastal Caro.	1 6	58 A	Belmont	11 6	118 H	Illinois	5 9
			49 A	Troy	3 11	58 H	Belmont	8 9	131 H	Arkansas St.	3 2
			49 A	Troy	9 12	62 A	Col. of Charleston	5 7	131 H	Arkansas St.	13 2
			49 A	Troy	3 6	81 H	La.-Lafayette	6 8	131 H	Arkansas St.	3 4
			49 N	Troy	2 4	81 H	La.-Lafayette	5 1	165 A	UALR	2 8
						81 H	La.-Lafayette	2 1	165 A	UALR	6 11
						97 A	Louisville	1 3	165 A	UALR	14 3
						97 H	Louisville	15 5	165 N	UALR	5 9
						99 H	South Ala.	3 6	184 A	La.-Monroe	7 5
						99 H	South Ala.	0 4	184 A	La.-Monroe	8 5
						99 H	South Ala.	3 2	184 A	La.-Monroe	4 5
									200 A	Middle Tenn.	8 6
									200 A	Middle Tenn.	1 5
									200 A	Middle Tenn.	4 0
									200 H	Middle Tenn.	10 4
									200 H	Middle Tenn.	5 2
									200 H	Middle Tenn.	5 4
									210 N	Pacific	1 4
									214 A	Lipscomb	6 3
									254 A	Eastern Ky.	4 5
									256 H	Bowling Green	12 1
									256 H	Bowling Green	12 3
LAST 15 GAMES			LAST 15 GAMES			LAST 15 GAMES			LAST 15 GAMES		
			49 N	Troy	2 4	99 H	South Ala.	0 4	210 N	Pacific	1 4
			165 N	UALR	5 9	99 H	South Ala.	3 6	214 A	Lipscomb	6 3
			55 N	Fla. Atlantic	11 10	55 H	Fla. Atlantic	5 4	254 A	Eastern Ky.	4 5
			200 A	Middle Tenn.	8 6				256 H	Bowling Green	12 1
			200 A	Middle Tenn.	1 5				256 H	Bowling Green	12 3

Non-Div. I Games:

Western Ky.

Western Ky.

200 A Middle Tenn.	4	0
99 H South Ala.	3	2

Through Games Of 2011 Final

RPI	S	Opponent	Score	
256	H	Bowling Green	8	7
265	H	Murray St.	3	2
278	N	NYIT	17	1

Western Ky.

W
e
s
t
e
r
n
K
y
.

W
e
s
t
e
r
n
K
y
.

Average RPI Win:	193	WON-LOST RECORD	WINNING PCT. RANK	LAST 15 GAMES	STRENGTH OF SCHEDULE	OPP. STRENGTH OF SCHEDULE	TEAM RPI	ADJ RPI	CONF. RPI	ADJ CONF. RPI	
DIV. I ONLY	26-31-0	.45614	186	8-7-0	168	204	187	.4791	189	20	20
DIV. I NON-CONF.	12-15-0	.44444	180	2-2-0	181	205	195	.47417	195	19	19
<hr/>											
TOTALS	RPI 1-25	RPI 26-50		W-L RECORDS	RPI 51-100		RPI 101-150		RPI 150+		
26-31-0	0-0-0	0-4-0		OVERALL	3-1-0		4-11-0		19-15-0		
7-10-0	0-0-0	0-3-0		HOME	1-0-0		1-4-0		5-3-0		
11-12-0	0-0-0	0-1-0		AWAY	1-0-0		1-2-0		9-9-0		
8-9-0	0-0-0	0-0-0		NEUTRAL	1-1-0		2-5-0		5-3-0		
<hr/>											
12-15-0	0-0-0	0-1-0		NON-CONFERENCE	3-1-0		1-3-0		8-10-0		
1-1-0	0-0-0	0-0-0		HOME	1-0-0		0-0-0		0-1-0		
4-7-0	0-0-0	0-0-		AWAY	1-0-0		0-0-0		3-6-0		
7-7-0	0-0-0	0-0-0		NEUTRAL	1-1-0		1-3-0		5-3-0		
<hr/>											
14-16-0	0-0-0	0-3-0		CONFERENCE	0-0-0		3-8-0		11-5-0		
6-9-0	0-0-0	0-3-0		HOME	0-0-0		1-4-0		5-2-0		
7-5-0	0-0-0	0-0-0		AWAY	0-0-0		1-2-0		6-3-0		
1-2-0	0-0-0	0-0-0		NEUTRAL	0-0-0		1-2-0		0-0-0		
<hr/>											
RPI	S	Opponent	Score	RPI	S	Opponent	Score	RPI	S	Opponent	Score
				37	H	Kent St.	2 3	70	N	Rhode Island	3 6
				37	H	Kent St.	1 2	70	N	Rhode Island	6 2
				37	H	Kent St.	1 4	82	A	Michigan St.	7 1
				50	A	Texas Tech	0 8	82	H	Michigan St.	10 4
										123	H Eastern Mich.
											4 13
										123	H Eastern Mich.
											3 6
										123	H Eastern Mich.
											2 4
										132	H Central Mich.
											0 3
										132	H Central Mich.
											6 5
										132	N Central Mich.
											9 7
										132	N Central Mich.
											12 13
										148	N Ohio St.
											6 22
										148	N Ohio St.
											7 4
										148	N Ohio St.
											3 4
										148	N Ohio St.
											2 4
										149	A Miami (OH)
											0 9
										149	A Miami (OH)
											7 5
										149	A Miami (OH)
											7 8
										149	N Miami (OH)
											2 12
										155	A Notre Dame
											2 6
										156	A Cincinnati
											2 1
										156	A Cincinnati
											3 4
										156	A Cincinnati
											2 3
										156	A Cincinnati
											6 8
										166	A Indiana St.
											3 2
										166	A Indiana St.
											4 2
										181	H Northern Ill.
											3 8
										181	H Northern Ill.
											4 9
										181	H Northern Ill.
											5 3
										202	N Northwestern
											2 3
										207	N Utah Valley
											3 2
<hr/>											
LAST 15 GAMES											
				132	N	Central Mich.	12 13	132	H	Central Mich.	0 3
				149	N	Miami (OH)	2 12	132	H	Central Mich.	6 5
				132	N	Central Mich.	9 7	82	H	Michigan St.	10 4
				181	H	Northern Ill.	4 9				
				181	H	Northern Ill.	3 8				

Non-Div. I Games:

Western Mich.

181	H	Northern Ill.	5	3
225	A	Michigan	4	7

RPI	S	Opponent	Score	
207	N	Utah Valley	1	3
212	A	Toledo	2	3
212	A	Toledo	2	9
212	A	Toledo	0	9
225	A	Michigan	4	7
226	N	St. Bonaventure	12	9
226	N	St. Bonaventure	8	3
227	H	Ohio	5	0
227	H	Ohio	11	3
227	H	Ohio	5	1
232	N	Northeastern	8	11
232	N	Northeastern	8	4
238	A	Ball St.	5	4
238	A	Ball St.	2	0
238	A	Ball St.	18	6
250	N	Western Ill.	11	4
251	A	Oakland	3	4
251	H	Oakland	0	4
256	H	Bowling Green	5	1
257	A	Akron	7	0
257	A	Akron	2	0
257	A	Akron	9	0

W
e
s
t
e
r
n
M
i
c
h
.

W
e
s
t
e
r
n
M
i
c
h
.

Average RPI Win: 148		WON-LOST	WINNING	LAST 15	STRENGTH OF		OPP. STRENGTH	TEAM	ADJ	CONF.	ADJ CONF.
Average RPI Loss: 85		RECORD	PCT. RANK	GAMES	SCHEDULE		OF SCHEDULE	RPI	RPI	RPI	RPI
DIV. I ONLY		39-26-0	.6	68	10-5-0		113	96	76	.53839	71
DIV. I NON-CONF.		22-17-0	.5641	110	1-1-0		180	78	124	.51587	116
TOTALS		RPI 1-25	RPI 26-50		W-L RECORDS		RPI 51-100		RPI 101-150		RPI 150+
39-26-0		2-0-0	4-3-0		OVERALL		9-13-0		4-7-0		20-3-0
23-9-0		2-0-0	3-1-0		HOME		3-3-0		3-4-0		12-1-0
12-15-0		0-0-0	1-2-0		AWAY		6-10-0		0-2-0		5-1-0
4-2-0		0-0-0	0-0-0		NEUTRAL		0-0-0		1-1-0		3-1-0
22-17-0		2-0-0	2-1-0		NON-CONFERENCE		6-10-0		1-6-0		11-0-0
15-5-0		2-0-0	1-0-0		HOME		1-2-0		1-3-0		10-0-0
6-11-0		0-0-0	1-0-		AWAY		5-8-0		0-2-0		0-0-0
1-1-0		0-0-0	0-0-0		NEUTRAL		0-0-0		0-1-0		1-0-0
17-9-0		0-0-0	2-2-0		CONFERENCE		3-3-0		3-1-0		9-3-0
8-4-0		0-0-0	2-1-0		HOME		2-1-0		2-1-0		2-1-0
6-4-0		0-0-0	0-1-0		AWAY		1-2-0		0-0-0		5-1-0
3-1-0		0-0-0	0-0-0		NEUTRAL		0-0-0		1-0-0		2-1-0
RPI S	Opponent	Score		RPI S	Opponent	Score		RPI S	Opponent	Score	
19 H	Arizona	8	3	35 A	Creighton	1	3	51 A	Kansas St.	2	5
19 H	Arizona	6	5	35 H	Creighton	8	0	51 H	Kansas St.	7	6
				35 H	Creighton	12	3	54 A	Oregon	7	6
				35 H	Creighton	5	7	54 A	Oregon	1	6
				41 A	Dallas Baptist	6	2	54 A	Oregon	1	2
				45 A	Oklahoma St.	3	5	54 A	Oregon	6	5
				45 H	Oklahoma St.	6	5	60 H	Illinois St.	5	1
								60 H	Illinois St.	6	1
								60 H	Illinois St.	4	9
								64 A	Missouri St.	6	8
								64 A	Missouri St.	3	1
								64 A	Missouri St.	7	8
								68 A	Hawaii	3	12
								68 A	Hawaii	4	12
								68 A	Hawaii	7	8
								68 A	Hawaii	6	2
								69 H	Nebraska	4	5
								72 A	Oral Roberts	7	2
								72 H	Oral Roberts	7	8
								77 A	Tulane	1	0
				LAST 15 GAMES							
				35 A	Creighton	1	3				
				166 N	Indiana St.	9	0				
				166 N	Indiana St.	6	7				
				166 N	Indiana St.	7	3				
				125 N	Evansville	2	1				
								213 A	Bradley	8	6
								213 A	Bradley	1	0
								213 A	Bradley	5	1
								229 H	Alcorn St.	14	11
								229 H	Alcorn St.	20	4
								231 H	Air Force	6	0
								231 H	Air Force	10	2

Non-Div. I Games:

Wichita St.

W
i
c
h
i
t
a
s
t
.

Which it is.

Wichita St.

Average RPI Win:	190	WON-LOST	WINNING	LAST 15	STRENGTH OF	OPP. STRENGTH	TEAM	ADJ	CONF.	ADJ CONF.						
Average RPI Loss:	127	RECORD	PCT. RANK	GAMES	SCHEDULE	OF SCHEDULE	RPI	RPI	RPI	RPI						
DIV. I ONLY		26-29-0	.47273	169	6-9-0	108	195	162	.49269	168	18	18				
DIV. I NON-CONF.		10-15-0	.4	204	0-4-0	63	248	163	.48715	168	18	18				
<hr/>																
TOTALS	RPI 1-25	RPI 26-50		W-L RECORDS		RPI 51-100		RPI 101-150		RPI 150+						
26-29-0	0-1-0	0-8-0		OVERALL		2-5-0		4-3-0		20-12-0						
14-14-0	0-0-0	0-3-0		HOME		1-1-0		2-2-0		11-8-0						
12-15-0	0-1-0	0-5-0		AWAY		1-4-0		2-1-0		9-4-0						
0-0-0	0-0-0	0-0-0		NEUTRAL		0-0-0		0-0-0		0-0-0						
10-15-0	0-1-0	0-5-0		NON-CONFERENCE		2-2-0		1-0-0		7-7-0						
6-7-0	0-0-0	0-0-0		HOME		1-1-0		1-0-0		4-6-0						
4-8-0	0-1-0	0-0-		AWAY		1-1-0		0-0-0		3-1-0						
0-0-0	0-0-0	0-0-0		NEUTRAL		0-0-0		0-0-0		0-0-0						
16-14-0	0-0-0	0-3-0		CONFERENCE		0-3-0		3-3-0		13-5-0						
8-7-0	0-0-0	0-3-0		HOME		0-0-0		1-2-0		7-2-0						
8-7-0	0-0-0	0-0-0		AWAY		0-3-0		2-1-0		6-3-0						
0-0-0	0-0-0	0-0-0		NEUTRAL		0-0-0		0-0-0		0-0-0						
RPI	S	Opponent	Score		RPI	S	Opponent	Score		RPI	S	Opponent	Score			
3	A	Virginia	0	9	30	A	Oklahoma	1	7	84	A	Liberty	10	9		
					30	A	Oklahoma	6	9	84	H	Liberty	11	5		
					30	A	Oklahoma	4	13	91	A	VMI	1	4		
					30	A	Oklahoma	1	13	91	H	VMI	1	5		
					36	A	North Carolina St.	0	4	100	A	UNC Wilmington	4	7		
					48	H	James Madison	4	5	100	A	UNC Wilmington	2	11		
					48	H	James Madison	4	6	100	A	UNC Wilmington	4	7		
					48	H	James Madison	3	5							
												119	H	Georgia St.	8	7
												119	H	Georgia St.	2	7
												119	H	Georgia St.	6	11
												122	H	Duke	7	4
												127	A	Old Dominion	4	3
												127	A	Old Dominion	4	0
												127	A	Old Dominion	5	12
												161	A	Delaware	4	3
												161	A	Delaware	6	0
												161	A	Delaware	2	6
												172	A	Richmond	9	8
												172	H	Richmond	1	2
												182	A	Towson	5	4
												182	A	Towson	8	3
												182	A	Towson	4	5
												192	H	VCU	6	8
												192	H	VCU	8	3
												192	H	VCU	4	2
												203	H	Fairfield	3	4
												203	H	Fairfield	5	6
												203	H	Fairfield	6	5
												203	H	Fairfield	14	2
												205	H	Hofstra	10	3
												205	H	Hofstra	12	1
												205	H	Hofstra	2	6
												232	A	Northeastern	5	4
												232	A	Northeastern	8	0
<hr/>																
LAST 15 GAMES																
					182	A	Towson	8	3	242	H	Longwood	1	4		
					182	A	Towson	5	4	242	H	Longwood	2	4		
					182	A	Towson	4	5	232	A	Northeastern	5	4		
					36	A	North Carolina St.	0	4							
					119	H	Georgia St.	6	11							

Non-Div. I Games:

William & Mary

119	H	Georgia St.	8	7
119	H	Georgia St.	2	7

RPI	S	Opponent	Score	
232	A	Northeastern	3	5
242	A	Longwood	0	7
242	H	Longwood	6	1
242	H	Longwood	1	4
242	H	Longwood	2	4
244	H	George Mason	3	2
244	H	George Mason	2	1
244	H	George Mason	8	5
261	A	George Washington	9	4
261	H	George Washington	3	4
266	A	Norfolk St.	6	5
266	H	Norfolk St.	9	4

Average RPI Win:		141	WON-LOST RECORD		WINNING PCT. RANK	LAST 15 GAMES	STRENGTH OF SCHEDULE		OPP. STRENGTH OF SCHEDULE	TEAM RPI	ADJ RPI	CONF. RPI	ADJ CONF. RPI				
Average RPI Loss:		106															
DIV. I ONLY			27-30-0		.47368	168	8-7-0		96	88	130	.5055	136	14	14		
DIV. I NON-CONF.			12-16-0		.42857	190	2-2-0		95	39	146	.49856	147	13	13		
TOTALS		RPI 1-25		RPI 26-50		W-L RECORDS		RPI 51-100		RPI 101-150		RPI 150+					
27-30-0		0-3-0		2-4-0		OVERALL		8-9-0		3-7-0		14-7-0					
19-14-0		0-0-0		2-3-0		HOME		7-6-0		3-2-0		7-3-0					
8-14-0		0-3-0		0-0-0		AWAY		1-3-0		0-4-0		7-4-0					
0-2-0		0-0-0		0-1-0		NEUTRAL		0-0-0		0-1-0		0-0-0					
12-16-0		0-3-0		0-2-0		NON-CONFERENCE		3-5-0		2-1-0		7-5-0					
10-8-0		0-0-0		0-2-0		HOME		3-4-0		2-0-0		5-2-0					
2-8-0		0-3-0		0-0-		AWAY		0-1-0		0-1-0		2-3-0					
0-0-0		0-0-0		0-0-0		NEUTRAL		0-0-0		0-0-0		0-0-0					
15-14-0		0-0-0		2-2-0		CONFERENCE		5-4-0		1-6-0		7-2-0					
9-6-0		0-0-0		2-1-0		HOME		4-2-0		1-2-0		2-1-0					
6-6-0		0-0-0		0-0-0		AWAY		1-2-0		0-3-0		5-1-0					
0-2-0		0-0-0		0-1-0		NEUTRAL		0-0-0		0-1-0		0-0-0					
RPI	S	Opponent		Score		RPI	S	Opponent		Score		RPI	S	Opponent		Score	
1	A	North Carolina		6	12	37	H	Kent St.		0	13	56	H	Mercer		7	6
2	A	Florida		5	22	37	H	Kent St.		6	8	56	H	Mercer		6	3
2	A	Florida		0	10	44	H	Coastal Caro.		3	2	56	H	Mercer		1	5
						44	H	Coastal Caro.		6	5	66	A	Wake Forest		8	9
						44	H	Coastal Caro.		0	5	66	H	Wake Forest		6	5
						44	N	Coastal Caro.		6	10	73	H	Charlotte		3	4
												83	H	Stony Brook		3	4
												83	H	Stony Brook		9	10
												84	A	Liberty		7	16
												84	A	Liberty		2	5
												84	A	Liberty		2	1
												91	H	VMI		7	6
												91	H	VMI		2	10
												91	H	VMI		2	1
												92	H	Gardner-Webb		9	2
												92	H	Gardner-Webb		4	1
												92	H	Gardner-Webb		1	6
LAST 15 GAMES																	
						44	N	Coastal Caro.		6	10	44	H	Coastal Caro.		3	2
						136	N	Charleston So.		3	9	198	A	Presbyterian		3	6
						92	H	Gardner-Webb		1	6	198	A	Presbyterian		7	6
						92	H	Gardner-Webb		4	1	198	A	Presbyterian		15	1
						92	H	Gardner-Webb		9	2	225	H	Michigan		8	9
												225	H	Michigan		8	5
												245	H	Wagner		9	2

Non-Div. I Games:

Winthrop

44	H	Coastal Caro.	0	5
44	H	Coastal Caro.	6	5

RPI	S	Opponent	Score	
245	H	Wagner	5	8
246	H	UNC Asheville	5	4
246	H	UNC Asheville	10	2
246	H	UNC Asheville	1	2

Winthrop

W
i
n
t
h
r
o
p

W
i
n
t
h
r
o
p

Average RPI Win: 206		WON-LOST	WINNING	LAST 15	STRENGTH OF		OPP. STRENGTH	TEAM	ADJ	CONF.	ADJ CONF.				
Average RPI Loss: 116		RECORD	PCT. RANK	GAMES	SCHEDULE		OF SCHEDULE	RPI	RPI	RPI	RPI				
DIV. I ONLY		22-33-0	.4	221	3-12-0		195	142	213	.46318	216	15	15		
DIV. I NON-CONF.		13-12-0	.52	142	0-2-0		260	167	199	.47124	198	15	15		
TOTALS		RPI 1-25	RPI 26-50		W-L RECORDS		RPI 51-100		RPI 101-150		RPI 150+				
22-33-0		0-4-0	0-3-0		OVERALL		3-9-0		2-8-0		17-9-0				
16-16-0		0-1-0	0-0-0		HOME		0-6-0		2-4-0		14-5-0				
6-17-0		0-3-0	0-3-0		AWAY		3-3-0		0-4-0		3-4-0				
0-0-0		0-0-0	0-0-0		NEUTRAL		0-0-0		0-0-0		0-0-0				
13-12-0		0-4-0	0-0-0		NON-CONFERENCE		0-0-0		2-2-0		11-6-0				
11-6-0		0-1-0	0-0-0		HOME		0-0-0		2-1-0		9-4-0				
2-6-0		0-3-0	0-0-		AWAY		0-0-0		0-1-0		2-2-0				
0-0-0		0-0-0	0-0-0		NEUTRAL		0-0-0		0-0-0		0-0-0				
9-21-0		0-0-0	0-3-0		CONFERENCE		3-9-0		0-6-0		6-3-0				
5-10-0		0-0-0	0-0-0		HOME		0-6-0		0-3-0		5-1-0				
4-11-0		0-0-0	0-3-0		AWAY		3-3-0		0-3-0		1-2-0				
0-0-0		0-0-0	0-0-0		NEUTRAL		0-0-0		0-0-0		0-0-0				
RPI	S	Opponent	Score	RPI	S	Opponent	Score	RPI	S	Opponent	Score	RPI	S	Opponent	Score
4	A	Vanderbilt	1 12	47	A	Elon	3 4	62	H	Col. of Charleston	5 7	122	A	Duke	5 7
5	A	South Carolina	4 8	47	A	Elon	4 8	62	H	Col. of Charleston	5 8	134	A	Appalachian St.	1 3
5	H	South Carolina	3 9	47	A	Elon	0 1	62	H	Col. of Charleston	6 24	134	A	Appalachian St.	2 6
8	A	Clemson	1 5					67	A	Samford	2 1	134	A	Appalachian St.	2 6
								67	A	Samford	1 7	138	H	Pittsburgh	6 1
								67	A	Samford	1 5	138	H	Pittsburgh	5 11
								80	A	Ga. Southern	4 12	142	H	Xavier	10 9
								80	A	Ga. Southern	7 2	144	H	Furman	2 4
								80	A	Ga. Southern	11 3	144	H	Furman	2 3
								94	H	UNC Greensboro	0 3	144	H	Furman	2 3
								94	H	UNC Greensboro	0 5	193	A	Western Caro.	14 25
								94	H	UNC Greensboro	0 15	193	A	Western Caro.	0 11
												193	A	Western Caro.	11 7
												195	H	Dayton	5 6
												196	H	Citadel	5 13
												196	H	Citadel	6 4
												196	H	Citadel	5 3
												198	A	Presbyterian	4 6
												198	H	Presbyterian	5 1
												198	H	Presbyterian	0 4
												215	A	S.C. Upstate	7 12
												215	A	S.C. Upstate	15 11
												215	H	S.C. Upstate	8 7
												222	H	Davidson	2 1
												222	H	Davidson	3 2
												222	H	Davidson	7 6
												244	H	George Mason	4 9
LAST 15 GAMES				LAST 15 GAMES				LAST 15 GAMES				LAST 15 GAMES			
94	H	UNC Greensboro	0 15	80	A	Ga. Southern	11 3	215	H	S.C. Upstate	8 7	222	H	Davidson	2 1
94	H	UNC Greensboro	0 5	80	A	Ga. Southern	4 12	222	H	Davidson	3 2	222	H	Davidson	7 6
94	H	UNC Greensboro	0 3	80	A	Ga. Southern	7 2	222	H	Davidson	7 6	244	H	George Mason	4 9
67	A	Samford	1 5												
67	A	Samford	2 1												

Non-Div. I Games:

Wofford

67	A	Samford	1	7
215	A	S.C. Upstate	7	12

RPI	S	Opponent	Score	
246	A	UNC Asheville	9	6
246	H	UNC Asheville	0	4
253	H	Iona	15	7
253	H	Iona	7	3
274	H	Butler	10	2
282	H	Harvard	10	0
282	H	Harvard	7	2
282	H	Harvard	13	2
282	H	Harvard	5	2

Average RPI Win:		226	WON-LOST RECORD		WINNING PCT. RANK		LAST 15 GAMES		STRENGTH OF SCHEDULE		OPP. STRENGTH OF SCHEDULE		TEAM RPI		ADJ RPI		CONF. RPI		ADJ CONF. RPI	
DIV. I ONLY			34-19-0		.64151 42		9-6-0		263		238		153		.50185 146		29		29	
DIV. I NON-CONF.			15-12-0		.55556 116		1-3-0		116		159		103		.52283 101		29		28	
TOTALS		RPI 1-25		RPI 26-50		W-L RECORDS		RPI 51-100		RPI 101-150		RPI 150+								
34-19-0		0-2-0		1-4-0		OVERALL		0-0-0		3-4-0		30-9-0								
18-3-0		0-0-0		0-0-0		HOME		0-0-0		0-0-0		18-3-0								
14-13-0		0-1-0		1-4-0		AWAY		0-0-0		2-2-0		11-6-0								
2-3-0		0-1-0		0-0-0		NEUTRAL		0-0-0		1-2-0		1-0-0								
15-12-0		0-2-0		1-4-0		NON-CONFERENCE		0-0-0		3-4-0		11-2-0								
4-0-0		0-0-0		0-0-0		HOME		0-0-0		0-0-0		4-0-0								
9-9-0		0-1-0		1-0-		AWAY		0-0-0		2-2-0		6-2-0								
2-3-0		0-1-0		0-0-0		NEUTRAL		0-0-0		1-2-0		1-0-0								
19-7-0		0-0-0		0-0-0		CONFERENCE		0-0-0		0-0-0		19-7-0								
14-3-0		0-0-0		0-0-0		HOME		0-0-0		0-0-0		14-3-0								
5-4-0		0-0-0		0-0-0		AWAY		0-0-0		0-0-0		5-4-0								
0-0-0		0-0-0		0-0-0		NEUTRAL		0-0-0		0-0-0		0-0-0								
RPI	S	Opponent		Score		RPI	S	Opponent		Score		RPI	S	Opponent		Score				
9	A	Texas A&M		0	11	42	A	Ole Miss		6	15	127	N	Old Dominion		3	10			
19	N	Arizona		0	13	42	A	Ole Miss		4	5	127	N	Old Dominion		2	3			
						42	A	Ole Miss		5	6	142	A	Xavier		3	4			
						47	A	Elon		9	4	145	A	Southeast Mo. St.		1	5			
						47	A	Elon		2	6	145	A	Southeast Mo. St.		5	3			
												145	A	Southeast Mo. St.		6	5			
												149	N	Miami (OH)		5	2			
												151	N	West Virginia		6	5			
												156	A	Cincinnati		6	5			
												156	A	Cincinnati		4	7			
												196	A	Citadel		6	2			
												196	A	Citadel		5	2			
												218	A	Ill.-Chicago		7	8			
												218	A	Ill.-Chicago		4	15			
												218	H	Ill.-Chicago		4	0			
												218	H	Ill.-Chicago		10	6			
												221	H	Canisius		4	3			
												221	H	Canisius		2	1			
												224	A	Le Moyne		19	8			
												224	A	Le Moyne		16	9			
												224	A	Le Moyne		7	0			
												239	H	Valparaiso		4	3			
												239	H	Valparaiso		10	4			
												239	H	Valparaiso		2	6			
												239	H	Valparaiso		6	5			
												239	H	Valparaiso		4	3			
												251	H	Oakland		18	7			
LAST 15 GAMES																				
						19	N	Arizona		0	13	274	H	Butler		13	5			
						9	A	Texas A&M		0	11	272	A	Cleveland St.		3	2			
						239	H	Valparaiso		4	3	272	A	Cleveland St.		11	13			
						239	H	Valparaiso		4	3									
						277	H	Youngstown St.		12	0									

Non-Div. I Games: Northwestern Ohio 9 2 Urbana 6 4

Wright St.

Wright St.

274 H Butler	4	15
274 H Butler	17	5

Through Games Of 2011 Final

RPI	S	Opponent	Score	
251	H	Oakland	7	6
252	A	Milwaukee	8	4
252	A	Milwaukee	6	3
252	A	Milwaukee	8	0
256	A	Bowling Green	5	8
272	A	Cleveland St.	3	2
272	A	Cleveland St.	11	13
272	H	Cleveland St.	11	5
272	H	Cleveland St.	13	3
272	H	Cleveland St.	10	2
274	A	Butler	5	6
274	A	Butler	5	3
274	H	Butler	13	5
274	H	Butler	17	5
274	H	Butler	4	15
277	H	Youngstown St.	3	7
277	H	Youngstown St.	12	0
277	H	Youngstown St.	13	1
277	H	Youngstown St.	8	2

Wright St.

W
r
i
g
h
t
S
t
.

W
r
i
g
h
t
S
t
.

Average RPI Win:	210	WON-LOST RECORD	WINNING PCT. RANK	LAST 15 GAMES		STRENGTH OF SCHEDULE	OPP. STRENGTH OF SCHEDULE	TEAM RPI	ADJ RPI	CONF. RPI	ADJ CONF. RPI				
DIV. I ONLY		30-27-0	.52632	129	8-7-0	132	241	138	.50327	142	19	19			
DIV. I NON-CONF.		16-15-0	.51613	150	1-2-0	135	207	130	.50453	134	20	21			
<hr/>															
TOTALS	RPI 1-25		RPI 26-50		W-L RECORDS		RPI 51-100		RPI 101-150		RPI 150+				
30-27-0	0-0-0		0-3-0		OVERALL		2-8-0		4-4-0		24-12-0				
10-7-0	0-0-0		0-1-0		HOME		0-0-0		2-0-0		8-6-0				
12-15-0	0-0-0		0-2-0		AWAY		2-7-0		1-2-0		9-4-0				
8-5-0	0-0-0		0-0-0		NEUTRAL		0-1-0		1-2-0		7-2-0				
16-15-0	0-0-0		0-3-0		NON-CONFERENCE		2-5-0		4-4-0		10-3-0				
3-2-0	0-0-0		0-1-0		HOME		0-0-0		2-0-0		1-1-0				
5-10-0	0-0-0		0-0-		AWAY		2-4-0		1-2-0		2-2-0				
8-3-0	0-0-0		0-0-0		NEUTRAL		0-1-0		1-2-0		7-0-0				
14-12-0	0-0-0		0-0-0		CONFERENCE		0-3-0		0-0-0		14-9-0				
7-5-0	0-0-0		0-0-0		HOME		0-0-0		0-0-0		7-5-0				
7-5-0	0-0-0		0-0-0		AWAY		0-3-0		0-0-0		7-2-0				
0-2-0	0-0-0		0-0-0		NEUTRAL		0-0-0		0-0-0		0-2-0				
RPI	S	Opponent	Score	RPI	S	Opponent	Score	RPI	S	Opponent	Score	RPI	S	Opponent	Score
				37	A	Kent St.	0 3	60	N	Illinois St.	6 7	107	A	Kentucky	2 15
				37	A	Kent St.	2 3	73	A	Charlotte	2 4	143	N	Indiana	6 7
				37	H	Kent St.	2 22	73	A	Charlotte	0 5	146	H	Wright St.	4 3
								73	A	Charlotte	2 4	148	A	Ohio St.	1 4
								74	A	UAB	6 7	149	A	Miami (OH)	6 0
								74	A	UAB	2 4	149	H	Miami (OH)	3 2
								74	A	UAB	2 11	149	N	Miami (OH)	4 1
								97	A	Louisville	4 1	149	N	Miami (OH)	2 10
								97	A	Louisville	0 3	152	A	Fordham	6 1
								97	A	Louisville	11 9	152	A	Fordham	8 4
												152	A	Fordham	2 3
												156	A	Cincinnati	5 6
												156	H	Cincinnati	5 7
												172	H	Richmond	14 1
												172	H	Richmond	6 8
												172	H	Richmond	6 7
												172	N	Richmond	4 5
												195	A	Dayton	5 1
												195	A	Dayton	6 2
												195	A	Dayton	0 6
												195	N	Dayton	0 1
												204	N	Yale	17 6
												212	N	Toledo	9 4
												215	A	S.C. Upstate	8 6
												216	A	Wofford	9 10
												226	H	St. Bonaventure	1 2
												226	H	St. Bonaventure	6 1
		</													

Non-Div. I Games:

Xavier

149	A	Miami (OH)	6	0
261	H	George Washington	7	8

RPI	S	Opponent	Score	
226	H	St. Bonaventure	12	11
227	A	Ohio	7	5
235	A	Massachusetts	7	0
235	A	Massachusetts	9	2
235	A	Massachusetts	8	7
244	N	George Mason	11	3
249	N	North Dakota St.	10	1
256	N	Bowling Green	7	6
257	N	Akron	7	0
261	H	George Washington	7	8
261	H	George Washington	9	5
261	H	George Washington	10	2
267	H	Temple	3	4
267	H	Temple	8	7
267	H	Temple	10	4
277	H	Youngstown St.	14	5
281	N	Mt. St. Mary's	12	0

X
a
v
i
e
r

X
a
v
i
e
r

Average RPI Win: 218		WON-LOST	WINNING	LAST 15	STRENGTH OF		OPP. STRENGTH	TEAM	ADJ		CONF.	ADJ CONF.
Average RPI Loss: 199		RECORD	PCT. RANK	GAMES	SCHEDULE		OF SCHEDULE	RPI	RPI		RPI	RPI
DIV. I ONLY		23-19-0	.54762	111	8-7-0		273	253	205		.4682	204
DIV. I NON-CONF.		12-10-0	.54545	124	1-2-0		240	267	183		.47888	180
TOTALS		RPI 1-25	RPI 26-50		W-L RECORDS		RPI 51-100		RPI 101-150		RPI 150+	
23-19-0		0-0-0	1-0-0		OVERALL		1-1-0		1-2-0		20-16-0	
10-4-0		0-0-0	1-0-0		HOME		0-0-0		0-0-0		9-4-0	
10-10-0		0-0-0	0-0-0		AWAY		1-0-0		0-0-0		9-10-0	
3-5-0		0-0-0	0-0-0		NEUTRAL		0-1-0		1-2-0		2-2-0	
12-10-0		0-0-0	1-0-0		NON-CONFERENCE		1-1-0		1-2-0		9-7-0	
4-0-0		0-0-0	1-0-0		HOME		0-0-0		0-0-0		3-0-0	
5-5-0		0-0-0	0-0-		AWAY		1-0-0		0-0-0		4-5-0	
3-5-0		0-0-0	0-0-0		NEUTRAL		0-1-0		1-2-0		2-2-0	
11-9-0		0-0-0	0-0-0		CONFERENCE		0-0-0		0-0-0		11-9-0	
6-4-0		0-0-0	0-0-0		HOME		0-0-0		0-0-0		6-4-0	
5-5-0		0-0-0	0-0-0		AWAY		0-0-0		0-0-0		5-5-0	
0-0-0		0-0-0	0-0-0		NEUTRAL		0-0-0		0-0-0		0-0-0	
RPI	S	Opponent	Score	RPI	S	Opponent	Score	RPI	S	Opponent	Score	
				32	H	Connecticut	10 7	82	N	Michigan St.	1 14	
								86	A	Sacred Heart	3 2	
										142	N Xavier	6 17
										148	N Ohio St.	6 12
										149	N Miami (OH)	3 2
										163	A Princeton	1 7
										163	A Princeton	3 6
										170	H Dartmouth	5 1
										170	H Dartmouth	3 0
										170	H Dartmouth	6 1
										170	H Dartmouth	5 1
										178	A Holy Cross	5 6
										187	A Army	2 10
										188	A Navy	4 11
										188	A Navy	7 15
										188	A Navy	1 0
										188	A Navy	6 4
										197	A Central Conn. St.	1 2
										201	H Columbia	1 8
										201	H Columbia	6 3
										212	N Toledo	4 9
										212	N Toledo	3 2
										230	A Brown	18 8
						LAST 15 GAMES				230	A Brown	1 6
						230 A Brown	18 8			282 A Harvard	0 1	
						230 A Brown	1 6			282 A Harvard	3 0	
						230 H Brown	0 4			187 A Army	2 10	
						230 H Brown	3 6			248 H Penn	13 6	
						178 A Holy Cross	5 6			248 H Penn	0 2	

Non-Div. I Games:

Yale

282	A	Harvard	3	10
282	A	Harvard	8	1

RPI	S	Opponent	Score	
259	H	Quinnipiac	14	0
263	A	Cornell	7	2
263	A	Cornell	5	3
281	N	Mt. St. Mary's	7	4
282	A	Harvard	3	10
282	A	Harvard	8	1
282	A	Harvard	3	0
282	A	Harvard	0	1
291	A	Hartford	14	0
291	A	Hartford	4	0
291	H	Hartford	17	1
291	H	Hartford	15	14

Average RPI Win:	231	WON-LOST	WINNING	LAST 15	STRENGTH OF	OPP. STRENGTH	TEAM	ADJ	CONF.	ADJ CONF.		
Average RPI Loss:	181	RECORD	PCT. RANK	GAMES	SCHEDULE	OF SCHEDULE	RPI	RPI	RPI	RPI		
DIV. I ONLY		14-40-0	.25926	283	3-12-0	222	264	277	.40829	277	29	29
DIV. I NON-CONF.		5-22-0	.18519	276	0-2-0	147	220	273	.4151	274	29	28
<hr/>												
TOTALS	RPI 1-25	RPI 26-50		W-L RECORDS		RPI 51-100		RPI 101-150		RPI 150+		
14-40-0	0-0-0	0-5-0		OVERALL		0-3-0		1-6-0		13-26-0		
5-7-0	0-0-0	0-1-0		HOME		0-0-0		0-0-0		5-6-0		
5-31-0	0-0-0	0-4-0		AWAY		0-3-0		1-6-0		4-18-0		
4-2-0	0-0-0	0-0-0		NEUTRAL		0-0-0		0-0-0		4-2-0		
<hr/>												
5-22-0	0-0-0	0-5-0		NON-CONFERENCE		0-3-0		0-3-0		5-11-0		
0-2-0	0-0-0	0-1-0		HOME		0-0-0		0-0-0		0-1-0		
3-19-0	0-0-0	0-0-		AWAY		0-3-0		0-3-0		3-9-0		
2-1-0	0-0-0	0-0-0		NEUTRAL		0-0-0		0-0-0		2-1-0		
<hr/>												
9-18-0	0-0-0	0-0-0		CONFERENCE		0-0-0		1-3-0		8-15-0		
5-5-0	0-0-0	0-0-0		HOME		0-0-0		0-0-0		5-5-0		
2-12-0	0-0-0	0-0-0		AWAY		0-0-0		1-3-0		1-9-0		
2-1-0	0-0-0	0-0-0		NEUTRAL		0-0-0		0-0-0		2-1-0		
<hr/>												
RPI S	Opponent	Score	RPI S	Opponent	Score	RPI S	Opponent	Score	RPI S	Opponent	Score	
			29 A	East Carolina	3 11	62 A	Col. of Charleston	1 14	138 A	Pittsburgh	0 7	
			29 A	East Carolina	0 1	62 A	Col. of Charleston	2 6	138 A	Pittsburgh	2 7	
			29 A	East Carolina	0 10	62 A	Col. of Charleston	0 15	142 A	Xavier	5 14	
			37 A	Kent St.	0 7				146 A	Wright St.	0 12	
			37 H	Kent St.	2 5				146 A	Wright St.	7 3	
									146 A	Wright St.	2 8	
									146 A	Wright St.	1 13	
									156 A	Cincinnati	2 1	
									156 A	Cincinnati	0 13	
									156 A	Cincinnati	0 11	
									209 A	Tennessee Tech	4 5	
									209 A	Tennessee Tech	7 13	
									209 A	Tennessee Tech	6 10	
									212 N	Toledo	7 1	
									212 N	Toledo	4 3	
									218 A	Ill.-Chicago	1 5	
									218 A	Ill.-Chicago	0 2	
									218 A	Ill.-Chicago	8 13	
									218 H	Ill.-Chicago	1 5	
									218 H	Ill.-Chicago	1 5	
									218 N	Ill.-Chicago	12 7	
			LAST 15 GAMES						221 A	Canisius	3 11	
			239 N	Valparaiso	6 8	257 H	Akron	2 9	224 A	Le Moyne	4 8	
			218 N	Ill.-Chicago	12 7	274 A	Butler	6 8	224 A	Le Moyne	5 1	
			146 A	Wright St.	0 12	274 A	Butler	1 2	224 A	Le Moyne	6 4	
			252 N	Milwaukee	4 2				227 A	Ohio	4 5	
			218 A	Ill.-Chicago	8 13				239 A	Valparaiso	1 11	

Non-Div. I Games: Walsh

8 10

Youngstown St.

218 A Ill.-Chicago	0	2
218 A Ill.-Chicago	1	5

RPI	S	Opponent	Score
239	A	Valparaiso	3 4
239	A	Valparaiso	2 5
239	N	Valparaiso	6 8
252	A	Milwaukee	0 8
252	A	Milwaukee	3 2
252	H	Milwaukee	2 3
252	H	Milwaukee	12 9
252	H	Milwaukee	6 16
252	N	Milwaukee	4 2
257	A	Akron	0 5
257	H	Akron	2 9
272	H	Cleveland St.	3 2
272	H	Cleveland St.	6 3
274	A	Butler	1 2
274	A	Butler	6 8
274	H	Butler	1 15
274	H	Butler	4 3
274	H	Butler	5 1
283	N	Niagara	5 8

Y
o
u
n
g
s
t
o
w
n
s
t
.

Y
o
u
n
g
s
t
o
w
n
s
t
.