

| Average RPI Win: 227      |               | WON-LOST  | WINNING        | LAST 10        | STRENGTH OF | OPP. STRENGTH | TEAM              | ADJ.            | CONF. | ADJ CONF.       |       |
|---------------------------|---------------|-----------|----------------|----------------|-------------|---------------|-------------------|-----------------|-------|-----------------|-------|
| Average RPI Loss: 45      |               | RECORD    | PCT. RANK      | GAMES          | SCHEDULE    | OF SCHEDULE   | RPI               | RPI             | RPI   | RPI             |       |
| DIV. I ONLY               | 11- 15        | 207       | 3- 7           | 92             | 80          | 135           | 138               | 6               | 6     |                 |       |
| DIV. I NON-CONF.          | 7- 2          | 38        | 0- 0           | 233            | 292         | 94            | 96                | 7               | 7     |                 |       |
| <hr/>                     |               |           |                |                |             |               |                   |                 |       |                 |       |
| TOTALS                    | RPI 1-25      | RPI 26-50 | W-L RECORDS    | RPI 51-100     | RPI 100+    |               |                   |                 |       |                 |       |
| 11- 15                    | 0- 5          | 0- 4      | OVERALL        | 0- 5           | 11- 1       |               |                   |                 |       |                 |       |
| 5- 8                      | 0- 2          | 0- 2      | HOME           | 0- 3           | 5- 1        |               |                   |                 |       |                 |       |
| 6- 6                      | 0- 2          | 0- 2      | AWAY           | 0- 2           | 6- 0        |               |                   |                 |       |                 |       |
| 0- 1                      | 0- 1          | 0- 0      | NEUTRAL        | 0- 0           | 0- 0        |               |                   |                 |       |                 |       |
| 7- 2                      | 0- 0          | 0- 0      | NON-CONFERENCE | 0- 1           | 7- 1        |               |                   |                 |       |                 |       |
| 3- 2                      | 0- 0          | 0- 0      | HOME           | 0- 1           | 3- 1        |               |                   |                 |       |                 |       |
| 4- 0                      | 0- 0          | 0- 0      | AWAY           | 0- 0           | 4- 0        |               |                   |                 |       |                 |       |
| 0- 0                      | 0- 0          | 0- 0      | NEUTRAL        | 0- 0           | 0- 0        |               |                   |                 |       |                 |       |
| 4- 13                     | 0- 5          | 0- 4      | CONFERENCE     | 0- 4           | 4- 0        |               |                   |                 |       |                 |       |
| 2- 6                      | 0- 2          | 0- 2      | HOME           | 0- 2           | 2- 0        |               |                   |                 |       |                 |       |
| 2- 6                      | 0- 2          | 0- 2      | AWAY           | 0- 2           | 2- 0        |               |                   |                 |       |                 |       |
| 0- 1                      | 0- 1          | 0- 0      | NEUTRAL        | 0- 0           | 0- 0        |               |                   |                 |       |                 |       |
| <hr/>                     |               |           |                |                |             |               |                   |                 |       |                 |       |
| RPI 1-25                  |               | RPI 26-50 |                | RPI 51-100     |             | RPI 101+      |                   | Team's RPI: 138 |       |                 |       |
| RPI S                     | Opponent      | Score     | RPI S          | Opponent       | Score       | RPI S         | Opponent          | Score           |       |                 |       |
| 15 A                      | Utah          | 45 90     | 26 A           | TCU            | 57 71       | 61 A          | UNLV              | 62 80           | 116 H | Army            | 73 61 |
| 15 H                      | Utah          | 53 79     | 26 H           | TCU            | 79 84       | 61 H          | UNLV              | 56 66           | 126 H | Bucknell I      | 58 41 |
| 15 N                      | Utah          | 47 67     | 32 A           | New Mexi co    | 53 79       | 63 A          | Wyomi ng          | 33 59           | 155 H | Denver          | 59 65 |
| 22 A                      | Brigham Young | 43 64     | 32 H           | New Mexi co    | 54 59       | 63 H          | Wyomi ng          | 55 64           | 184 A | Weber St.       | 78 65 |
| 22 H                      | Brigham Young | 44 67     |                |                |             | 68 H          | Stephen F. Austin | 63 67           | 187 A | Col orado St.   | 76 60 |
|                           |               |           |                |                |             |               |                   |                 | 187 H | Col orado St.   | 79 65 |
|                           |               |           |                |                |             |               |                   |                 | 244 H | Northern Colo.  | 67 60 |
|                           |               |           |                |                |             |               |                   |                 | 271 A | San Diego St.   | 63 59 |
|                           |               |           |                |                |             |               |                   |                 | 271 H | San Diego St.   | 74 45 |
|                           |               |           |                |                |             |               |                   |                 | 300 A | Utah Valley St. | 97 70 |
|                           |               |           |                |                |             |               |                   |                 | 302 A | Utah St.        | 60 56 |
|                           |               |           |                |                |             |               |                   |                 | 311 A | Montana St.     | 81 61 |
| <hr/>                     |               |           |                |                |             |               |                   |                 |       |                 |       |
| LAST 10 Division I GAMES: |               |           |                |                |             |               |                   |                 |       |                 |       |
| 15 N                      | Utah          | 47 67     | 26 H           | TCU            | 79 84       | 63 A          | Wyomi ng          | 33 59           |       |                 |       |
| 187 H                     | Col orado St. | 79 65     | 271 H          | San Di ego St. | 74 45       | 22 H          | Bri gham Young    | 44 67           |       |                 |       |
| 61 A                      | UNLV          | 62 80     | 187 A          | Col orado St.  | 76 60       |               |                   |                 |       |                 |       |
| 32 A                      | New Mexi co   | 53 79     |                |                |             |               |                   |                 |       |                 |       |
| 15 H                      | Utah          | 53 79     |                |                |             |               |                   |                 |       |                 |       |

A  
i  
r  
F  
o  
r  
c  
eA  
i  
r  
F  
o  
r  
c  
e

Non-Div I Games: Western St. 76 34 UC-Col o. Spgs. 68 56

Air Force

Loss, Non-Conf, S Site, H Home A Away N Neutral

Average RPI Win: 274  
Average RPI Loss: 157

|                             |                  |           |           |                  |             |               |                  |                 |       |                    |       |
|-----------------------------|------------------|-----------|-----------|------------------|-------------|---------------|------------------|-----------------|-------|--------------------|-------|
| Through Games of 2008 Final |                  |           |           |                  |             |               |                  |                 |       |                    |       |
| Average RPI Win: 274        |                  | WON-LOST  | WINNING   | LAST 10          | STRENGTH OF | OPP. STRENGTH | TEAM             | ADJ.            | CONF. | ADJ CONF.          |       |
| Average RPI Loss: 157       |                  | RECORD    | PCT. RANK | GAMES            | SCHEDULE    | OF SCHEDULE   | RPI              | RPI             | RPI   | RPI                |       |
| DIV. I ONLY                 |                  | 5- 23     | 310       | 2- 8             | 206         | 217           | 301              | 301             | 16    | 16                 |       |
| DIV. I NON-CONF.            |                  | 3- 8      | 267       | 0- 0             | 274         | 239           | 285              | 286             | 16    | 16                 |       |
| <hr/>                       |                  |           |           |                  |             |               |                  |                 |       |                    |       |
| TOTALS                      |                  | RPI 1-25  | RPI 26-50 | W-L RECORDS      |             | RPI 51-100    | RPI 100+         |                 |       |                    |       |
| 5- 23                       |                  | 0- 0      | 0- 2      | OVERALL          |             | 0- 6          | 5- 15            |                 |       |                    |       |
| 2- 10                       |                  | 0- 0      | 0- 1      | HOME             |             | 0- 1          | 2- 8             |                 |       |                    |       |
| 2- 13                       |                  | 0- 0      | 0- 1      | AWAY             |             | 0- 5          | 2- 7             |                 |       |                    |       |
| 1- 0                        |                  | 0- 0      | 0- 0      | NEUTRAL          |             | 0- 0          | 1- 0             |                 |       |                    |       |
| 3- 8                        |                  | 0- 0      | 0- 0      | NON-CONFERENCE   |             | 0- 3          | 3- 5             |                 |       |                    |       |
| 2- 2                        |                  | 0- 0      | 0- 0      | HOME             |             | 0- 0          | 2- 2             |                 |       |                    |       |
| 0- 6                        |                  | 0- 0      | 0- 0      | AWAY             |             | 0- 3          | 0- 3             |                 |       |                    |       |
| 1- 0                        |                  | 0- 0      | 0- 0      | NEUTRAL          |             | 0- 0          | 1- 0             |                 |       |                    |       |
| 2- 15                       |                  | 0- 0      | 0- 2      | CONFERENCE       |             | 0- 3          | 2- 10            |                 |       |                    |       |
| 0- 8                        |                  | 0- 0      | 0- 1      | HOME             |             | 0- 1          | 0- 6             |                 |       |                    |       |
| 2- 7                        |                  | 0- 0      | 0- 1      | AWAY             |             | 0- 2          | 2- 4             |                 |       |                    |       |
| 0- 0                        |                  | 0- 0      | 0- 0      | NEUTRAL          |             | 0- 0          | 0- 0             |                 |       |                    |       |
| <hr/>                       |                  |           |           |                  |             |               |                  |                 |       |                    |       |
| RPI 1-25                    |                  | RPI 26-50 |           | RPI 51-100       |             | RPI 101+      |                  | Team's RPI: 301 |       |                    |       |
| RPI S                       | Opponent         | Score     | RPI S     | Opponent         | Score       | RPI S         | Opponent         | Score           | RPI S | Opponent           | Score |
| 41                          | A Bowling Green  | 54 71     | 41        | H Bowling Green  | 48 80       | 56            | A Pittsburgh     | 46 91           | 104   | A Drake            | 48 73 |
|                             |                  |           |           |                  |             | 70            | A Iowa St.       | 43 76           | 121   | A Ball St.         | 66 67 |
|                             |                  |           |           |                  |             | 72            | A Eastern Mi ch. | 51 68           | 121   | A Ball St.         | 46 71 |
|                             |                  |           |           |                  |             | 77            | A Dartmouth      | 55 71           | 144   | A Dayton           | 54 61 |
|                             |                  |           |           |                  |             | 93            | A Kent St.       | 38 62           | 147   | H Western Mi ch.   | 58 62 |
|                             |                  |           |           |                  |             | 93            | H Kent St.       | 33 52           | 162   | A Duquesne         | 54 72 |
|                             |                  |           |           |                  |             |               |                  |                 | 164   | H Northern Ill.    | 67 75 |
|                             |                  |           |           |                  |             |               |                  |                 | 188   | H Central Mi ch.   | 44 60 |
|                             |                  |           |           |                  |             |               |                  |                 | 201   | A Tol edo          | 69 66 |
|                             |                  |           |           |                  |             |               |                  |                 | 246   | A Buffal o         | 62 72 |
|                             |                  |           |           |                  |             |               |                  |                 | 246   | H Buffal o         | 63 68 |
|                             |                  |           |           |                  |             |               |                  |                 | 263   | H Jacksonville St. | 73 70 |
|                             |                  |           |           |                  |             |               |                  |                 | 266   | A Ohi o            | 55 63 |
|                             |                  |           |           |                  |             |               |                  |                 | 266   | H Ohi o            | 56 66 |
|                             |                  |           |           |                  |             |               |                  |                 | 275   | H Youngstown St.   | 50 58 |
|                             |                  |           |           |                  |             |               |                  |                 | 293   | A Mi ami (Ohi o)   | 56 51 |
|                             |                  |           |           |                  |             |               |                  |                 | 293   | H Mi ami (Ohi o)   | 54 65 |
|                             |                  |           |           |                  |             |               |                  |                 | 303   | N Lafayette        | 53 52 |
|                             |                  |           |           |                  |             |               |                  |                 | 311   | H Montana St.      | 73 60 |
|                             |                  |           |           |                  |             |               |                  |                 | 324   | H Clevel and St.   | 59 62 |
| <hr/>                       |                  |           |           |                  |             |               |                  |                 |       |                    |       |
| LAST 10 Division I GAMES:   |                  |           |           |                  |             |               |                  |                 |       |                    |       |
| 121                         | A Ball St.       | 46 71     | 41        | H Bowl ing Green | 48 80       | 188           | H Central Mi ch. | 44 60           | 201   | A Tol edo          | 69 66 |
| 266                         | H Ohi o          | 56 66     | 72        | A Eastern Mi ch. | 51 68       | 147           | H Western Mi ch. | 58 62           |       |                    |       |
| 246                         | A Buffal o       | 62 72     |           |                  |             |               |                  |                 |       |                    |       |
| 293                         | A Mi ami (Ohi o) | 56 51     |           |                  |             |               |                  |                 |       |                    |       |
| 93                          | H Kent St.       | 33 52     |           |                  |             |               |                  |                 |       |                    |       |

### Non-Div l Games:

Akron

Loss, Non-Conf, S Site, H Home A Away N Neutral

A  
l  
a  
b  
a  
m  
a

| Alabama                    |   |                    |       | Through Games Of 2006 Final |   |                   |       |               |   |                      |       |                           |   |                    |       |                 |  |           |  |               |  |
|----------------------------|---|--------------------|-------|-----------------------------|---|-------------------|-------|---------------|---|----------------------|-------|---------------------------|---|--------------------|-------|-----------------|--|-----------|--|---------------|--|
| Average RPI Win:           |   | 192                |       | WON-LOST RECORD             |   | WINNING PCT. RANK |       | LAST 10 GAMES |   | STRENGTH OF SCHEDULE |       | OPP. STRENGTH OF SCHEDULE |   | TEAM RPI           |       | ADJ. RPI        |  | CONF. RPI |  | ADJ CONF. RPI |  |
| Average RPI Loss:          |   | 71                 |       |                             |   |                   |       |               |   |                      |       |                           |   |                    |       |                 |  |           |  |               |  |
| DIV. I ONLY                |   |                    |       | 9- 19                       |   | 257               |       | 1- 9          |   | 39                   |       | 65                        |   | 141                |       | 133             |  | 2         |  | 2             |  |
| DIV. I NON-CONF.           |   |                    |       | 6- 7                        |   | 159               |       | 0- 0          |   | 141                  |       | 272                       |   | 169                |       | 169             |  | 2         |  | 2             |  |
| -----                      |   |                    |       |                             |   |                   |       |               |   |                      |       |                           |   |                    |       |                 |  |           |  |               |  |
| TOTALS                     |   | RPI 1-25           |       | RPI 26-50                   |   | W-L RECORDS       |       | RPI 51-100    |   | RPI 100+             |       |                           |   |                    |       |                 |  |           |  |               |  |
| 9- 19                      |   | 0- 6               |       | 0- 5                        |   | OVERALL           |       | 1- 3          |   | 8- 5                 |       |                           |   |                    |       |                 |  |           |  |               |  |
| 6- 7                       |   | 0- 2               |       | 0- 2                        |   | HOME              |       | 1- 2          |   | 5- 1                 |       |                           |   |                    |       |                 |  |           |  |               |  |
| 1- 10                      |   | 0- 4               |       | 0- 1                        |   | AWAY              |       | 0- 1          |   | 1- 4                 |       |                           |   |                    |       |                 |  |           |  |               |  |
| 2- 2                       |   | 0- 0               |       | 0- 2                        |   | NEUTRAL           |       | 0- 0          |   | 2- 0                 |       |                           |   |                    |       |                 |  |           |  |               |  |
| 6- 7                       |   | 0- 0               |       | 0- 2                        |   | NON-CONFERENCE    |       | 0- 0          |   | 6- 5                 |       |                           |   |                    |       |                 |  |           |  |               |  |
| 4- 2                       |   | 0- 0               |       | 0- 1                        |   | HOME              |       | 0- 0          |   | 4- 1                 |       |                           |   |                    |       |                 |  |           |  |               |  |
| 0- 4                       |   | 0- 0               |       | 0- 0                        |   | AWAY              |       | 0- 0          |   | 0- 4                 |       |                           |   |                    |       |                 |  |           |  |               |  |
| 2- 1                       |   | 0- 0               |       | 0- 1                        |   | NEUTRAL           |       | 0- 0          |   | 2- 0                 |       |                           |   |                    |       |                 |  |           |  |               |  |
| 3- 12                      |   | 0- 6               |       | 0- 3                        |   | CONFERENCE        |       | 1- 3          |   | 2- 0                 |       |                           |   |                    |       |                 |  |           |  |               |  |
| 2- 5                       |   | 0- 2               |       | 0- 1                        |   | HOME              |       | 1- 2          |   | 1- 0                 |       |                           |   |                    |       |                 |  |           |  |               |  |
| 1- 6                       |   | 0- 4               |       | 0- 1                        |   | AWAY              |       | 0- 1          |   | 1- 0                 |       |                           |   |                    |       |                 |  |           |  |               |  |
| 0- 1                       |   | 0- 0               |       | 0- 1                        |   | NEUTRAL           |       | 0- 0          |   | 0- 0                 |       |                           |   |                    |       |                 |  |           |  |               |  |
| -----                      |   |                    |       |                             |   |                   |       |               |   |                      |       |                           |   |                    |       |                 |  |           |  |               |  |
| RPI 1-25                   |   |                    |       | RPI 26-50                   |   |                   |       | RPI 51-100    |   |                      |       | RPI 101+                  |   |                    |       | Team's RPI: 133 |  |           |  |               |  |
| RPI                        | S | Opponent           | Score | RPI                         | S | Opponent          | Score | RPI           | S | Opponent             | Score | RPI                       | S | Opponent           | Score |                 |  |           |  |               |  |
| 2                          | A | Tennessee          | 54 89 | 33                          | A | Fl ori da         | 44 59 | 82            | H | Mi ssi ssi ppi       | 67 77 | 117                       | H | Arkansas           | 75 73 |                 |  |           |  |               |  |
| 2                          | H | Tennessee          | 65 82 | 35                          | H | Vanderbi l t      | 53 65 | 85            | A | Auburn               | 56 65 | 123                       | A | South Dakota St.   | 69 78 |                 |  |           |  |               |  |
| 6                          | A | LSU                | 43 79 | 35                          | N | Vanderbi l t      | 62 84 | 85            | H | Auburn               | 68 54 | 140                       | H | East Caro.         | 55 61 |                 |  |           |  |               |  |
| 6                          | H | LSU                | 61 86 | 36                          | N | Vi rgi ni a       | 48 69 | 94            | H | South Carol i na     | 48 67 | 153                       | H | Santa Cl ara       | 77 71 |                 |  |           |  |               |  |
| 12                         | A | Georgi a           | 59 84 | 44                          | H | Washi ngton       | 52 56 |               |   |                      |       | 154                       | A | South Al a.        | 48 56 |                 |  |           |  |               |  |
| 24                         | A | Kentucky           | 60 80 |                             |   |                   |       |               |   |                      |       | 156                       | A | UAB                | 62 70 |                 |  |           |  |               |  |
|                            |   |                    |       |                             |   |                   |       |               |   |                      |       | 167                       | N | Southern U.        | 66 51 |                 |  |           |  |               |  |
|                            |   |                    |       |                             |   |                   |       |               |   |                      |       | 190                       | A | Mi ssi ssi ppi St. | 61 59 |                 |  |           |  |               |  |
|                            |   |                    |       |                             |   |                   |       |               |   |                      |       | 199                       | N | Nevada             | 76 46 |                 |  |           |  |               |  |
|                            |   |                    |       |                             |   |                   |       |               |   |                      |       | 245                       | H | Ga. Southern       | 76 71 |                 |  |           |  |               |  |
|                            |   |                    |       |                             |   |                   |       |               |   |                      |       | 282                       | H | Al abama A&M       | 81 55 |                 |  |           |  |               |  |
|                            |   |                    |       |                             |   |                   |       |               |   |                      |       | 286                       | A | North Dakota St.   | 56 68 |                 |  |           |  |               |  |
|                            |   |                    |       |                             |   |                   |       |               |   |                      |       | 291                       | H | Southeastern La.   | 54 49 |                 |  |           |  |               |  |
| -----                      |   |                    |       |                             |   |                   |       |               |   |                      |       |                           |   |                    |       |                 |  |           |  |               |  |
| LAST 10 Div si on I GAMES: |   |                    |       |                             |   |                   |       |               |   |                      |       |                           |   |                    |       |                 |  |           |  |               |  |
| 35                         | N | Vanderbi l t       | 62 84 | 82                          | H | Mi ssi ssi ppi    | 67 77 |               |   |                      |       |                           |   |                    |       |                 |  |           |  |               |  |
| 24                         | A | Kentucky           | 60 80 | 12                          | A | Georgi a          | 59 84 |               |   |                      |       |                           |   |                    |       |                 |  |           |  |               |  |
| 6                          | H | LSU                | 61 86 | 35                          | H | Vanderbi l t      | 53 65 |               |   |                      |       |                           |   |                    |       |                 |  |           |  |               |  |
| 2                          | H | Tennessee          | 65 82 | 2                           | A | Tennessee         | 54 89 |               |   |                      |       |                           |   |                    |       |                 |  |           |  |               |  |
| 190                        | A | Mi ssi ssi ppi St. | 61 59 | 85                          | A | Auburn            | 56 65 |               |   |                      |       |                           |   |                    |       |                 |  |           |  |               |  |

A  
l  
a  
b  
a  
m  
a

Non-Di v I Games:

Al abama

|                            |                |                 |       |                   |                |                     |          |                      |            |                           |       |                   |          |          |       |           |               |                      |          |       |               |    |    |                    |               |    |    |     |               |                            |    |     |               |    |    |     |                        |    |    |     |                        |    |    |     |                        |    |    |     |                |    |    |     |                |    |    |     |               |    |    |     |               |    |    |     |                       |    |    |     |              |    |    |     |              |    |    |     |                      |    |    |     |                      |    |    |     |                 |    |    |     |                 |    |    |     |                  |    |    |     |                  |    |    |     |                |    |    |     |                |    |    |
|----------------------------|----------------|-----------------|-------|-------------------|----------------|---------------------|----------|----------------------|------------|---------------------------|-------|-------------------|----------|----------|-------|-----------|---------------|----------------------|----------|-------|---------------|----|----|--------------------|---------------|----|----|-----|---------------|----------------------------|----|-----|---------------|----|----|-----|------------------------|----|----|-----|------------------------|----|----|-----|------------------------|----|----|-----|----------------|----|----|-----|----------------|----|----|-----|---------------|----|----|-----|---------------|----|----|-----|-----------------------|----|----|-----|--------------|----|----|-----|--------------|----|----|-----|----------------------|----|----|-----|----------------------|----|----|-----|-----------------|----|----|-----|-----------------|----|----|-----|------------------|----|----|-----|------------------|----|----|-----|----------------|----|----|-----|----------------|----|----|
| Average RPI Win: 278       |                | WON-LOST RECORD |       | WINNING PCT. RANK |                | LAST 10 GAMES       |          | STRENGTH OF SCHEDULE |            | OPP. STRENGTH OF SCHEDULE |       | TEAM RPI          |          | ADJ. RPI |       | CONF. RPI |               | ADJ CONF. RPI        |          |       |               |    |    |                    |               |    |    |     |               |                            |    |     |               |    |    |     |                        |    |    |     |                        |    |    |     |                        |    |    |     |                |    |    |     |                |    |    |     |               |    |    |     |               |    |    |     |                       |    |    |     |              |    |    |     |              |    |    |     |                      |    |    |     |                      |    |    |     |                 |    |    |     |                 |    |    |     |                  |    |    |     |                  |    |    |     |                |    |    |     |                |    |    |
| DIV. I ONLY                |                | 12- 16          |       | 200               |                | 3- 7                |          | 320                  |            | 322                       |       | 283               |          | 282      |       | 32        |               | 32                   |          |       |               |    |    |                    |               |    |    |     |               |                            |    |     |               |    |    |     |                        |    |    |     |                        |    |    |     |                        |    |    |     |                |    |    |     |                |    |    |     |               |    |    |     |               |    |    |     |                       |    |    |     |              |    |    |     |              |    |    |     |                      |    |    |     |                      |    |    |     |                 |    |    |     |                 |    |    |     |                  |    |    |     |                  |    |    |     |                |    |    |     |                |    |    |
| DIV. I NON-CONF.           |                | 3- 5            |       | 215               |                | 0- 0                |          | 310                  |            | 182                       |       | 282               |          | 280      |       | 32        |               | 32                   |          |       |               |    |    |                    |               |    |    |     |               |                            |    |     |               |    |    |     |                        |    |    |     |                        |    |    |     |                        |    |    |     |                |    |    |     |                |    |    |     |               |    |    |     |               |    |    |     |                       |    |    |     |              |    |    |     |              |    |    |     |                      |    |    |     |                      |    |    |     |                 |    |    |     |                 |    |    |     |                  |    |    |     |                  |    |    |     |                |    |    |     |                |    |    |
| TOTALS                     |                | RPI 1-25        |       | RPI 26-50         |                | W-L RECORDS         |          | RPI 51-100           |            | RPI 100+                  |       |                   |          |          |       |           |               |                      |          |       |               |    |    |                    |               |    |    |     |               |                            |    |     |               |    |    |     |                        |    |    |     |                        |    |    |     |                        |    |    |     |                |    |    |     |                |    |    |     |               |    |    |     |               |    |    |     |                       |    |    |     |              |    |    |     |              |    |    |     |                      |    |    |     |                      |    |    |     |                 |    |    |     |                 |    |    |     |                  |    |    |     |                  |    |    |     |                |    |    |     |                |    |    |
| 12- 16                     |                | 0- 0            |       | 0- 1              |                | OVERALL             |          | 0- 2                 |            | 12- 13                    |       |                   |          |          |       |           |               |                      |          |       |               |    |    |                    |               |    |    |     |               |                            |    |     |               |    |    |     |                        |    |    |     |                        |    |    |     |                        |    |    |     |                |    |    |     |                |    |    |     |               |    |    |     |               |    |    |     |                       |    |    |     |              |    |    |     |              |    |    |     |                      |    |    |     |                      |    |    |     |                 |    |    |     |                 |    |    |     |                  |    |    |     |                  |    |    |     |                |    |    |     |                |    |    |
| 7- 4                       |                | 0- 0            |       | 0- 0              |                | HOME                |          | 0- 0                 |            | 7- 4                      |       |                   |          |          |       |           |               |                      |          |       |               |    |    |                    |               |    |    |     |               |                            |    |     |               |    |    |     |                        |    |    |     |                        |    |    |     |                        |    |    |     |                |    |    |     |                |    |    |     |               |    |    |     |               |    |    |     |                       |    |    |     |              |    |    |     |              |    |    |     |                      |    |    |     |                      |    |    |     |                 |    |    |     |                 |    |    |     |                  |    |    |     |                  |    |    |     |                |    |    |     |                |    |    |
| 4- 10                      |                | 0- 0            |       | 0- 1              |                | AWAY                |          | 0- 1                 |            | 4- 8                      |       |                   |          |          |       |           |               |                      |          |       |               |    |    |                    |               |    |    |     |               |                            |    |     |               |    |    |     |                        |    |    |     |                        |    |    |     |                        |    |    |     |                |    |    |     |                |    |    |     |               |    |    |     |               |    |    |     |                       |    |    |     |              |    |    |     |              |    |    |     |                      |    |    |     |                      |    |    |     |                 |    |    |     |                 |    |    |     |                  |    |    |     |                  |    |    |     |                |    |    |     |                |    |    |
| 1- 2                       |                | 0- 0            |       | 0- 0              |                | NEUTRAL             |          | 0- 1                 |            | 1- 1                      |       |                   |          |          |       |           |               |                      |          |       |               |    |    |                    |               |    |    |     |               |                            |    |     |               |    |    |     |                        |    |    |     |                        |    |    |     |                        |    |    |     |                |    |    |     |                |    |    |     |               |    |    |     |               |    |    |     |                       |    |    |     |              |    |    |     |              |    |    |     |                      |    |    |     |                      |    |    |     |                 |    |    |     |                 |    |    |     |                  |    |    |     |                  |    |    |     |                |    |    |     |                |    |    |
| 3- 5                       |                | 0- 0            |       | 0- 1              |                | NON-CONFERENCE      |          | 0- 2                 |            | 3- 2                      |       |                   |          |          |       |           |               |                      |          |       |               |    |    |                    |               |    |    |     |               |                            |    |     |               |    |    |     |                        |    |    |     |                        |    |    |     |                        |    |    |     |                |    |    |     |                |    |    |     |               |    |    |     |               |    |    |     |                       |    |    |     |              |    |    |     |              |    |    |     |                      |    |    |     |                      |    |    |     |                 |    |    |     |                 |    |    |     |                  |    |    |     |                  |    |    |     |                |    |    |     |                |    |    |
| 2- 0                       |                | 0- 0            |       | 0- 0              |                | HOME                |          | 0- 0                 |            | 2- 0                      |       |                   |          |          |       |           |               |                      |          |       |               |    |    |                    |               |    |    |     |               |                            |    |     |               |    |    |     |                        |    |    |     |                        |    |    |     |                        |    |    |     |                |    |    |     |                |    |    |     |               |    |    |     |               |    |    |     |                       |    |    |     |              |    |    |     |              |    |    |     |                      |    |    |     |                      |    |    |     |                 |    |    |     |                 |    |    |     |                  |    |    |     |                  |    |    |     |                |    |    |     |                |    |    |
| 1- 4                       |                | 0- 0            |       | 0- 1              |                | AWAY                |          | 0- 1                 |            | 1- 2                      |       |                   |          |          |       |           |               |                      |          |       |               |    |    |                    |               |    |    |     |               |                            |    |     |               |    |    |     |                        |    |    |     |                        |    |    |     |                        |    |    |     |                |    |    |     |                |    |    |     |               |    |    |     |               |    |    |     |                       |    |    |     |              |    |    |     |              |    |    |     |                      |    |    |     |                      |    |    |     |                 |    |    |     |                 |    |    |     |                  |    |    |     |                  |    |    |     |                |    |    |     |                |    |    |
| 0- 1                       |                | 0- 0            |       | 0- 0              |                | NEUTRAL             |          | 0- 1                 |            | 0- 0                      |       |                   |          |          |       |           |               |                      |          |       |               |    |    |                    |               |    |    |     |               |                            |    |     |               |    |    |     |                        |    |    |     |                        |    |    |     |                        |    |    |     |                |    |    |     |                |    |    |     |               |    |    |     |               |    |    |     |                       |    |    |     |              |    |    |     |              |    |    |     |                      |    |    |     |                      |    |    |     |                 |    |    |     |                 |    |    |     |                  |    |    |     |                  |    |    |     |                |    |    |     |                |    |    |
| 9- 11                      |                | 0- 0            |       | 0- 0              |                | CONFERENCE          |          | 0- 0                 |            | 9- 11                     |       |                   |          |          |       |           |               |                      |          |       |               |    |    |                    |               |    |    |     |               |                            |    |     |               |    |    |     |                        |    |    |     |                        |    |    |     |                        |    |    |     |                |    |    |     |                |    |    |     |               |    |    |     |               |    |    |     |                       |    |    |     |              |    |    |     |              |    |    |     |                      |    |    |     |                      |    |    |     |                 |    |    |     |                 |    |    |     |                  |    |    |     |                  |    |    |     |                |    |    |     |                |    |    |
| 5- 4                       |                | 0- 0            |       | 0- 0              |                | HOME                |          | 0- 0                 |            | 5- 4                      |       |                   |          |          |       |           |               |                      |          |       |               |    |    |                    |               |    |    |     |               |                            |    |     |               |    |    |     |                        |    |    |     |                        |    |    |     |                        |    |    |     |                |    |    |     |                |    |    |     |               |    |    |     |               |    |    |     |                       |    |    |     |              |    |    |     |              |    |    |     |                      |    |    |     |                      |    |    |     |                 |    |    |     |                 |    |    |     |                  |    |    |     |                  |    |    |     |                |    |    |     |                |    |    |
| 3- 6                       |                | 0- 0            |       | 0- 0              |                | AWAY                |          | 0- 0                 |            | 3- 6                      |       |                   |          |          |       |           |               |                      |          |       |               |    |    |                    |               |    |    |     |               |                            |    |     |               |    |    |     |                        |    |    |     |                        |    |    |     |                        |    |    |     |                |    |    |     |                |    |    |     |               |    |    |     |               |    |    |     |                       |    |    |     |              |    |    |     |              |    |    |     |                      |    |    |     |                      |    |    |     |                 |    |    |     |                 |    |    |     |                  |    |    |     |                  |    |    |     |                |    |    |     |                |    |    |
| 1- 1                       |                | 0- 0            |       | 0- 0              |                | NEUTRAL             |          | 0- 0                 |            | 1- 1                      |       |                   |          |          |       |           |               |                      |          |       |               |    |    |                    |               |    |    |     |               |                            |    |     |               |    |    |     |                        |    |    |     |                        |    |    |     |                        |    |    |     |                |    |    |     |                |    |    |     |               |    |    |     |               |    |    |     |                       |    |    |     |              |    |    |     |              |    |    |     |                      |    |    |     |                      |    |    |     |                 |    |    |     |                 |    |    |     |                  |    |    |     |                  |    |    |     |                |    |    |     |                |    |    |
| RPI 1-25                   |                | RPI 26-50       |       | RPI 51-100        |                | RPI 101+            |          | Team's RPI: 282      |            |                           |       |                   |          |          |       |           |               |                      |          |       |               |    |    |                    |               |    |    |     |               |                            |    |     |               |    |    |     |                        |    |    |     |                        |    |    |     |                        |    |    |     |                |    |    |     |                |    |    |     |               |    |    |     |               |    |    |     |                       |    |    |     |              |    |    |     |              |    |    |     |                      |    |    |     |                      |    |    |     |                 |    |    |     |                 |    |    |     |                  |    |    |     |                  |    |    |     |                |    |    |     |                |    |    |
| RPI S                      | Opponent       | Score           | RPI S | Opponent          | Score          | RPI S               | Opponent | Score                | RPI S      | Opponent                  | Score | RPI S             | Opponent | Score    | RPI S | Opponent  | Score         | RPI S                | Opponent | Score |               |    |    |                    |               |    |    |     |               |                            |    |     |               |    |    |     |                        |    |    |     |                        |    |    |     |                        |    |    |     |                |    |    |     |                |    |    |     |               |    |    |     |               |    |    |     |                       |    |    |     |              |    |    |     |              |    |    |     |                      |    |    |     |                      |    |    |     |                 |    |    |     |                 |    |    |     |                  |    |    |     |                  |    |    |     |                |    |    |     |                |    |    |
| 35                         | A Vanderbi l t | 29              | 80    | 81                | A Arkansas St. | 38                  | 61       | 133                  | A Al abama | 55                        | 81    | 156               | A UAB    | 77       | 82    | 167       | A Southern U. | 64                   | 69       | 167   | H Southern U. | 58 | 56 | 167                | N Southern U. | 55 | 58 | 211 | A Jackson St. | 44                         | 41 | 211 | H Jackson St. | 50 | 71 | 240 | A Mi ssi ssi ppi Val . | 55 | 56 | 240 | H Mi ssi ssi ppi Val . | 73 | 59 | 240 | N Mi ssi ssi ppi Val . | 64 | 59 | 254 | A Al abama St. | 43 | 50 | 254 | H Al abama St. | 53 | 57 | 278 | A Al corn St. | 54 | 59 | 278 | H Al corn St. | 57 | 48 | 283 | H South Carol ina St. | 67 | 62 | 288 | A Grambl ing | 62 | 53 | 288 | H Grambl ing | 68 | 73 | 316 | A Ark. -Pi ne Bl uff | 64 | 53 | 316 | H Ark. -Pi ne Bl uff | 57 | 65 | 323 | A Prai rie View | 50 | 60 | 323 | H Prai rie View | 54 | 43 | 328 | A Texas Southern | 57 | 73 | 328 | H Texas Southern | 64 | 50 | 332 | A Savannah St. | 59 | 43 | 332 | H Savannah St. | 76 | 49 |
| LAST 10 Div                |                | sion I GAMES:   |       |                   |                |                     |          |                      |            |                           |       |                   |          |          |       |           |               |                      |          |       |               |    |    |                    |               |    |    |     |               |                            |    |     |               |    |    |     |                        |    |    |     |                        |    |    |     |                        |    |    |     |                |    |    |     |                |    |    |     |               |    |    |     |               |    |    |     |                       |    |    |     |              |    |    |     |              |    |    |     |                      |    |    |     |                      |    |    |     |                 |    |    |     |                 |    |    |     |                  |    |    |     |                  |    |    |     |                |    |    |     |                |    |    |
| 167 N Southern U.          |                | 55              |       | 58                |                | 323 A Prai rie View |          | 50                   |            | 60                        |       | 278 H Al corn St. |          | 57       |       | 48        |               | 167 H Southern U.    |          | 58    |               | 56 |    | 254 H Al abama St. |               | 53 |    | 57  |               | 240 A Mi ssi ssi ppi Val . |    | 55  |               | 56 |    |     |                        |    |    |     |                        |    |    |     |                        |    |    |     |                |    |    |     |                |    |    |     |               |    |    |     |               |    |    |     |                       |    |    |     |              |    |    |     |              |    |    |     |                      |    |    |     |                      |    |    |     |                 |    |    |     |                 |    |    |     |                  |    |    |     |                  |    |    |     |                |    |    |     |                |    |    |
| 240 N Mi ssi ssi ppi Val . |                | 64              |       | 59                |                | 288 H Grambl ing    |          | 68                   |            | 73                        |       | 211 H Jackson St. |          | 50       |       | 71        |               | 328 A Texas Southern |          | 57    |               | 73 |    |                    |               |    |    |     |               |                            |    |     |               |    |    |     |                        |    |    |     |                        |    |    |     |                        |    |    |     |                |    |    |     |                |    |    |     |               |    |    |     |               |    |    |     |                       |    |    |     |              |    |    |     |              |    |    |     |                      |    |    |     |                      |    |    |     |                 |    |    |     |                 |    |    |     |                  |    |    |     |                  |    |    |     |                |    |    |     |                |    |    |

Non-Div I Games: Tuskegee

76 56

Alabama A&amp;M

Loss, Non-Conf, S Site, H Home A Away N Neutral

Average RPI Win: 285  
Average RPI Loss: 196

WON-LOST  
RECORD

WINNING  
PCT. RANK

LAST 10  
GAMES

STRENGTH OF  
SCHEDULE

OPP. STRENGTH  
OF SCHEDULE

TEAM  
RPI

ADJ.  
RPI

CONF.  
RPI

ADJ CONF.  
RPI

DIV. I ONLY  
DIV. I NON-CONF.

14- 15  
2- 6

173  
278

5- 5  
1- 0

306  
269

329  
273

252  
292

254  
291

32  
32

32  
32

TOTALS

RPI 1-25

RPI 26-50

W-L RECORDS

RPI 51-100

RPI 100+

14- 15

0- 0

0- 0

OVERALL

0- 3

14- 12

6- 4

0- 0

0- 0

HOME

0- 0

6- 4

6- 7

0- 0

0- 0

AWAY

0- 2

6- 5

2- 4

0- 0

0- 0

NEUTRAL

0- 1

2- 3

2- 6

0- 0

0- 0

NON-CONFERENCE

0- 3

2- 3

1- 0

0- 0

0- 0

HOME

0- 0

1- 0

1- 3

0- 0

0- 0

AWAY

0- 2

1- 1

0- 3

0- 0

0- 0

NEUTRAL

0- 1

0- 2

12- 9

0- 0

0- 0

CONFERENCE

0- 0

12- 9

5- 4

0- 0

0- 0

HOME

0- 0

5- 4

5- 4

0- 0

0- 0

AWAY

0- 0

5- 4

2- 1

0- 0

0- 0

NEUTRAL

0- 0

2- 1

RPI S Opponent Score

RPI S Opponent Score

RPI S Opponent Score

RPI S Opponent Score Team's RPI: 254

61 N UNLV 59 81  
65 A Missouri 62 68  
86 A Georgia Tech 46 76

136 N Brown 55 67  
167 A Southern U. 57 51  
167 H Southern U. 61 69  
167 N Southern U. 58 61  
192 A Ill. -Chi cago 39 84  
209 N Harvard 56 69  
211 A Jackson St. 51 52  
211 H Jackson St. 56 76  
211 N Jackson St. 67 57  
240 A Mississippi Val. 65 62  
240 H Mississippi Val. 45 56  
278 A Al corn St. 49 56  
278 H Al corn St. 51 59  
278 N Al corn St. 57 45  
282 A Alabama A&M 57 53  
282 H Alabama A&M 50 43  
288 A Grambl ing 79 69  
288 H Grambl ing 78 77  
316 A Ark. -Pi ne Bl uff 55 61  
316 H Ark. -Pi ne Bl uff 55 48  
323 A Prai rie View 61 57  
323 H Prai rie View 61 51  
328 A Texas Southern 51 55  
328 H Texas Southern 57 55  
332 A Savannah St. 60 56  
332 H Savannah St. 64 54

LAST 10 Division I GAMES:

167 N Southern U. 58 61  
211 N Jackson St. 67 57  
278 N Al corn St. 57 45  
211 H Jackson St. 56 76  
288 H Grambl ing 78 77  
323 A Prai rie View 61 57  
328 A Texas Southern 51 55  
167 H Southern U. 61 69  
278 H Al corn St. 51 59  
332 H Savannah St. 64 54

Alabama St.

Non-Div I Games: Stillman

75 37

Alabama St.

Loss, Non-Conf, S Site, H Home A Away N Neutral

|                             |               |                 |       |                   |       |                |             |                      |       |                           |       |          |  |          |  |           |  |                |  |
|-----------------------------|---------------|-----------------|-------|-------------------|-------|----------------|-------------|----------------------|-------|---------------------------|-------|----------|--|----------|--|-----------|--|----------------|--|
| Through Games of 2000 Final |               |                 |       |                   |       |                |             |                      |       |                           |       |          |  |          |  |           |  |                |  |
| Average RPI Win: 263        |               | WON-LOST RECORD |       | WINNING PCT. RANK |       | LAST 10 GAMES  |             | STRENGTH OF SCHEDULE |       | OPP. STRENGTH OF SCHEDULE |       | TEAM RPI |  | ADJ. RPI |  | CONF. RPI |  | ADJ. CONF. RPI |  |
| DIV. I ONLY                 |               | 7- 21           |       | 290               |       | 2- 8           |             | 252                  |       | 140                       |       | 289      |  | 289      |  | 10        |  | 11             |  |
| DIV. I NON-CONF.            |               | 4- 7            |       | 221               |       | 0- 0           |             | 325                  |       | 256                       |       | 309      |  | 308      |  | 12        |  | 13             |  |
| TOTALS                      |               | RPI 1-25        |       | RPI 26-50         |       | W-L RECORDS    |             | RPI 51-100           |       | RPI 100+                  |       |          |  |          |  |           |  |                |  |
| 7- 21                       |               | 0- 1            |       | 0- 4              |       | OVERALL        |             | 0- 3                 |       | 7- 13                     |       |          |  |          |  |           |  |                |  |
| 3- 7                        |               | 0- 0            |       | 0- 2              |       | HOME           |             | 0- 1                 |       | 3- 4                      |       |          |  |          |  |           |  |                |  |
| 2- 11                       |               | 0- 1            |       | 0- 2              |       | AWAY           |             | 0- 1                 |       | 2- 7                      |       |          |  |          |  |           |  |                |  |
| 2- 3                        |               | 0- 0            |       | 0- 0              |       | NEUTRAL        |             | 0- 1                 |       | 2- 2                      |       |          |  |          |  |           |  |                |  |
| 4- 7                        |               | 0- 1            |       | 0- 0              |       | NON-CONFERENCE |             | 0- 1                 |       | 4- 5                      |       |          |  |          |  |           |  |                |  |
| 1- 1                        |               | 0- 0            |       | 0- 0              |       | HOME           |             | 0- 0                 |       | 1- 1                      |       |          |  |          |  |           |  |                |  |
| 1- 4                        |               | 0- 1            |       | 0- 0              |       | AWAY           |             | 0- 0                 |       | 1- 3                      |       |          |  |          |  |           |  |                |  |
| 2- 2                        |               | 0- 0            |       | 0- 0              |       | NEUTRAL        |             | 0- 1                 |       | 2- 1                      |       |          |  |          |  |           |  |                |  |
| 3- 14                       |               | 0- 0            |       | 0- 4              |       | CONFERENCE     |             | 0- 2                 |       | 3- 8                      |       |          |  |          |  |           |  |                |  |
| 2- 6                        |               | 0- 0            |       | 0- 2              |       | HOME           |             | 0- 1                 |       | 2- 3                      |       |          |  |          |  |           |  |                |  |
| 1- 7                        |               | 0- 0            |       | 0- 2              |       | AWAY           |             | 0- 1                 |       | 1- 4                      |       |          |  |          |  |           |  |                |  |
| 0- 1                        |               | 0- 0            |       | 0- 0              |       | NEUTRAL        |             | 0- 0                 |       | 0- 1                      |       |          |  |          |  |           |  |                |  |
| RPI 1-25                    |               | RPI 26-50       |       | RPI 51-100        |       | RPI 101+       |             | Team's RPI: 289      |       |                           |       |          |  |          |  |           |  |                |  |
| RPI S                       | Opponent      | Score           | RPI S | Opponent          | Score | RPI S          | Opponent    | Score                | RPI S | Opponent                  | Score |          |  |          |  |           |  |                |  |
| 5                           | A Connecticut | 44 78           | 28    | A Hartford        | 53 70 | 61             | N UNLV      | 56 78                | 112   | A Binghamton              | 49 70 |          |  |          |  |           |  |                |  |
|                             |               |                 | 28    | H Hartford        | 50 70 | 79             | A Boston U. | 52 69                | 112   | H Binghamton              | 56 77 |          |  |          |  |           |  |                |  |
|                             |               |                 | 46    | A Stony Brook     | 71 80 | 79             | H Boston U. | 50 65                | 116   | A Army                    | 60 72 |          |  |          |  |           |  |                |  |
|                             |               |                 | 46    | H Stony Brook     | 46 68 |                |             |                      | 160   | A New Hampshire           | 55 70 |          |  |          |  |           |  |                |  |
|                             |               |                 |       |                   |       |                |             |                      | 160   | H New Hampshire           | 62 58 |          |  |          |  |           |  |                |  |
|                             |               |                 |       |                   |       |                |             |                      | 176   | A UMBC                    | 41 48 |          |  |          |  |           |  |                |  |
|                             |               |                 |       |                   |       |                |             |                      | 176   | H UMBC                    | 63 55 |          |  |          |  |           |  |                |  |
|                             |               |                 |       |                   |       |                |             |                      | 179   | H Syracuse                | 52 70 |          |  |          |  |           |  |                |  |
|                             |               |                 |       |                   |       |                |             |                      | 200   | A Vermont                 | 65 62 |          |  |          |  |           |  |                |  |
|                             |               |                 |       |                   |       |                |             |                      | 200   | H Vermont                 | 38 67 |          |  |          |  |           |  |                |  |
|                             |               |                 |       |                   |       |                |             |                      | 221   | A Mai ne                  | 52 60 |          |  |          |  |           |  |                |  |
|                             |               |                 |       |                   |       |                |             |                      | 221   | H Mai ne                  | 52 61 |          |  |          |  |           |  |                |  |
|                             |               |                 |       |                   |       |                |             |                      | 221   | N Mai ne                  | 56 73 |          |  |          |  |           |  |                |  |
|                             |               |                 |       |                   |       |                |             |                      | 229   | A Si ena                  | 55 61 |          |  |          |  |           |  |                |  |
|                             |               |                 |       |                   |       |                |             |                      | 285   | N St. Bonaventure         | 49 59 |          |  |          |  |           |  |                |  |
|                             |               |                 |       |                   |       |                |             |                      | 287   | A Charleston So.          | 50 51 |          |  |          |  |           |  |                |  |
|                             |               |                 |       |                   |       |                |             |                      | 318   | N Col umbi a              | 58 54 |          |  |          |  |           |  |                |  |
|                             |               |                 |       |                   |       |                |             |                      | 322   | N Ni agara                | 54 47 |          |  |          |  |           |  |                |  |
|                             |               |                 |       |                   |       |                |             |                      | 330   | H Morgan St.              | 66 56 |          |  |          |  |           |  |                |  |
|                             |               |                 |       |                   |       |                |             |                      | 332   | A Savannah St.            | 53 42 |          |  |          |  |           |  |                |  |
| LAST 10 Division I GAMES:   |               |                 |       |                   |       |                |             |                      |       |                           |       |          |  |          |  |           |  |                |  |
|                             |               |                 | 221   | N Mai ne          | 56 73 |                | 200         | A Vermont            | 65 62 |                           |       |          |  |          |  |           |  |                |  |
|                             |               |                 | 176   | H UMBC            | 63 55 |                | 221         | H Mai ne             | 52 61 |                           |       |          |  |          |  |           |  |                |  |
|                             |               |                 | 112   | H Bi nghamton     | 56 77 |                | 28          | A Hartford           | 53 70 |                           |       |          |  |          |  |           |  |                |  |
|                             |               |                 | 46    | A Stony Brook     | 71 80 |                | 79          | H Boston U.          | 50 65 |                           |       |          |  |          |  |           |  |                |  |
|                             |               |                 | 160   | A New Hampshire   | 55 70 |                | 46          | H Stony Brook        | 46 68 |                           |       |          |  |          |  |           |  |                |  |

### Non-Div l Games:

Al bany (N. Y. )

Loss, Non-Conf, S Site, H Home A Away N Neutral

|                           |                  |                  |           |            |                     |          |                    |                 |                    |               |       |      |       |           |
|---------------------------|------------------|------------------|-----------|------------|---------------------|----------|--------------------|-----------------|--------------------|---------------|-------|------|-------|-----------|
| Ark. - Pine Bluff         |                  |                  |           |            |                     |          |                    |                 |                    |               |       |      |       |           |
| Average RPI Win:          |                  | 300              | WON-LOST  |            | WINNING             | LAST 10  |                    | STRENGTH OF     |                    | OPP. STRENGTH | TEAM  | ADJ. | CONF. | ADJ CONF. |
| Average RPI Loss:         |                  | 207              | RECORD    |            | PCT. RANK           | GAMES    |                    | SCHEDULE        |                    | OF SCHEDULE   | RPI   | RPI  | RPI   | RPI       |
| DIV. I ONLY               |                  |                  | 11- 16    | 212        | 5- 5                | 280      |                    |                 | 332                | 274           | 278   | 32   | 32    |           |
| DIV. I NON-CONF.          |                  |                  | 1- 6      | 301        | 0- 0                | 104      |                    |                 | 280                | 262           | 262   | 32   | 32    |           |
| -----                     |                  |                  |           |            |                     |          |                    |                 |                    |               |       |      |       |           |
| TOTALS                    |                  | RPI 1-25         | RPI 26-50 |            | W-L RECORDS         |          |                    | RPI 51-100      |                    | RPI 100+      |       |      |       |           |
| 11- 16                    |                  | 0- 0             | 0- 1      |            | OVERALL             |          |                    | 0- 2            |                    | 11- 13        |       |      |       |           |
| 5- 4                      |                  | 0- 0             | 0- 0      |            | HOME                |          |                    | 0- 0            |                    | 5- 4          |       |      |       |           |
| 4- 7                      |                  | 0- 0             | 0- 1      |            | AWAY                |          |                    | 0- 1            |                    | 4- 5          |       |      |       |           |
| 2- 5                      |                  | 0- 0             | 0- 0      |            | NEUTRAL             |          |                    | 0- 1            |                    | 2- 4          |       |      |       |           |
| 1- 6                      |                  | 0- 0             | 0- 1      |            | NON-CONFERENCE      |          |                    | 0- 2            |                    | 1- 3          |       |      |       |           |
| 0- 0                      |                  | 0- 0             | 0- 0      |            | HOME                |          |                    | 0- 0            |                    | 0- 0          |       |      |       |           |
| 0- 2                      |                  | 0- 0             | 0- 1      |            | AWAY                |          |                    | 0- 1            |                    | 0- 0          |       |      |       |           |
| 1- 4                      |                  | 0- 0             | 0- 0      |            | NEUTRAL             |          |                    | 0- 1            |                    | 1- 3          |       |      |       |           |
| 10- 10                    |                  | 0- 0             | 0- 0      |            | CONFERENCE          |          |                    | 0- 0            |                    | 10- 10        |       |      |       |           |
| 5- 4                      |                  | 0- 0             | 0- 0      |            | HOME                |          |                    | 0- 0            |                    | 5- 4          |       |      |       |           |
| 4- 5                      |                  | 0- 0             | 0- 0      |            | AWAY                |          |                    | 0- 0            |                    | 4- 5          |       |      |       |           |
| 1- 1                      |                  | 0- 0             | 0- 0      |            | NEUTRAL             |          |                    | 0- 0            |                    | 1- 1          |       |      |       |           |
| -----                     |                  |                  |           |            |                     |          |                    |                 |                    |               |       |      |       |           |
| RPI 1-25                  |                  | RPI 26-50        |           | RPI 51-100 |                     | RPI 101+ |                    | Team's RPI: 278 |                    |               |       |      |       |           |
| RPI S                     | Opponent         | Score            | RPI S     | Opponent   | Score               | RPI S    | Opponent           | Score           | RPI S              | Opponent      | Score |      |       |           |
| 42                        | A Louisiana Tech | 44               | 77        | 68         | A Stephen F. Austin | 58       | 82                 | 167             | A Southern U.      | 49            | 64    |      |       |           |
|                           |                  |                  |           | 93         | N Kent St.          | 59       | 82                 | 167             | H Southern U.      | 62            | 69    |      |       |           |
|                           |                  |                  |           |            |                     |          |                    | 211             | A Jackson St.      | 48            | 70    |      |       |           |
|                           |                  |                  |           |            |                     |          |                    | 211             | H Jackson St.      | 59            | 60    |      |       |           |
|                           |                  |                  |           |            |                     |          |                    | 213             | N Murray St.       | 75            | 100   |      |       |           |
|                           |                  |                  |           |            |                     |          |                    | 240             | A Mississippi Val. | 71            | 74    |      |       |           |
|                           |                  |                  |           |            |                     |          |                    | 240             | H Mississippi Val. | 54            | 63    |      |       |           |
|                           |                  |                  |           |            |                     |          |                    | 248             | N Birmingham-So.   | 73            | 75    |      |       |           |
|                           |                  |                  |           |            |                     |          |                    | 254             | A Alabama St.      | 59            | 51    |      |       |           |
|                           |                  |                  |           |            |                     |          |                    | 254             | H Alabama St.      | 56            | 49    |      |       |           |
|                           |                  |                  |           |            |                     |          |                    | 254             | N Alabama St.      | 45            | 57    |      |       |           |
|                           |                  |                  |           |            |                     |          |                    | 268             | N Northwestern St. | 64            | 72    |      |       |           |
|                           |                  |                  |           |            |                     |          |                    | 282             | A Alabama A&M      | 48            | 57    |      |       |           |
|                           |                  |                  |           |            |                     |          |                    | 282             | H Alabama A&M      | 59            | 54    |      |       |           |
|                           |                  |                  |           |            |                     |          |                    | 288             | A Grambling        | 71            | 57    |      |       |           |
|                           |                  |                  |           |            |                     |          |                    | 288             | H Grambling        | 71            | 73    |      |       |           |
|                           |                  |                  |           |            |                     |          |                    | 290             | N Florida A&M      | 64            | 57    |      |       |           |
|                           |                  |                  |           |            |                     |          |                    | 316             | A Ark. -Pine Bluff | 61            | 71    |      |       |           |
|                           |                  |                  |           |            |                     |          |                    | 316             | H Ark. -Pine Bluff | 64            | 45    |      |       |           |
|                           |                  |                  |           |            |                     |          |                    | 316             | N Ark. -Pine Bluff | 56            | 51    |      |       |           |
|                           |                  |                  |           |            |                     |          |                    | 323             | A Prairie View     | 79            | 78    |      |       |           |
|                           |                  |                  |           |            |                     |          |                    | 323             | H Prairie View     | 73            | 52    |      |       |           |
|                           |                  |                  |           |            |                     |          |                    | 328             | A Texas Southern   | 65            | 59    |      |       |           |
|                           |                  |                  |           |            |                     |          |                    | 328             | H Texas Southern   | 69            | 43    |      |       |           |
| -----                     |                  |                  |           |            |                     |          |                    |                 |                    |               |       |      |       |           |
| LAST 10 Division I GAMES: |                  |                  |           |            |                     |          |                    |                 |                    |               |       |      |       |           |
| 254                       |                  | N Alabama St.    | 45        | 57         | 254                 |          | A Alabama St.      | 59              | 51                 |               |       |      |       |           |
| 323                       |                  | H Prairie View   | 73        | 52         | 316                 |          | H Ark. -Pine Bluff | 64              | 45                 |               |       |      |       |           |
| 328                       |                  | H Texas Southern | 69        | 43         | 240                 |          | H Mississippi Val. | 54              | 63                 |               |       |      |       |           |
| 167                       |                  | H Southern U.    | 62        | 69         | 288                 |          | A Grambling        | 71              | 57                 |               |       |      |       |           |
| 282                       |                  | A Alabama A&M    | 48        | 57         | 211                 |          | A Jackson St.      | 48              | 70                 |               |       |      |       |           |

A  
l  
c  
o  
r  
n  
s  
t  
.A  
l  
c  
o  
r  
n  
s  
t  
.

### Non-Div l Games:

Al corn St.

■ Loss, ■ Non-Conf, S Site, H Home A Away N Neutral





| Average RPI Win: 230 |  | WON-LOST RECORD | WINNING PCT. RANK | LAST 10 GAMES  | STRENGTH OF SCHEDULE | OPP. STRENGTH OF SCHEDULE | TEAM RPI | ADJ. RPI | CONF. RPI | ADJ CONF. RPI |
|----------------------|--|-----------------|-------------------|----------------|----------------------|---------------------------|----------|----------|-----------|---------------|
| DIV. I ONLY          |  | 14- 13          | 153               | 6- 4           | 264                  | 200                       | 193      | 197      | 21        | 21            |
| DIV. I NON-CONF.     |  | 3- 5            | 215               | 0- 0           | 180                  | 84                        | 206      | 205      | 19        | 19            |
| TOTALS               |  | RPI 1-25        | RPI 26-50         | W-L RECORDS    | RPI 51-100           | RPI 100+                  |          |          |           |               |
| 14- 13               |  | 0- 1            | 0- 2              | OVERALL        | 0- 2                 | 14- 8                     |          |          |           |               |
| 7- 3                 |  | 0- 0            | 0- 1              | HOME           | 0- 0                 | 7- 2                      |          |          |           |               |
| 6- 8                 |  | 0- 1            | 0- 1              | AWAY           | 0- 2                 | 6- 4                      |          |          |           |               |
| 1- 2                 |  | 0- 0            | 0- 0              | NEUTRAL        | 0- 0                 | 1- 2                      |          |          |           |               |
| 3- 5                 |  | 0- 1            | 0- 0              | NON-CONFERENCE | 0- 2                 | 3- 2                      |          |          |           |               |
| 1- 0                 |  | 0- 0            | 0- 0              | HOME           | 0- 0                 | 1- 0                      |          |          |           |               |
| 1- 4                 |  | 0- 1            | 0- 0              | AWAY           | 0- 2                 | 1- 1                      |          |          |           |               |
| 1- 1                 |  | 0- 0            | 0- 0              | NEUTRAL        | 0- 0                 | 1- 1                      |          |          |           |               |
| 11- 8                |  | 0- 0            | 0- 2              | CONFERENCE     | 0- 0                 | 11- 6                     |          |          |           |               |
| 6- 3                 |  | 0- 0            | 0- 1              | HOME           | 0- 0                 | 6- 2                      |          |          |           |               |
| 5- 4                 |  | 0- 0            | 0- 1              | AWAY           | 0- 0                 | 5- 3                      |          |          |           |               |
| 0- 1                 |  | 0- 0            | 0- 0              | NEUTRAL        | 0- 0                 | 0- 1                      |          |          |           |               |

| RPI 1-25 |            | RPI 26-50 |               | RPI 51-100 |                | RPI 101+ Team's RPI: 197 |                      |
|----------|------------|-----------|---------------|------------|----------------|--------------------------|----------------------|
| RPI      | Opponent   | RPI       | Opponent      | RPI        | Opponent       | RPI                      | Opponent             |
| 4        | A Maryland | 39        | A Chattanooga | 57         | A Charlotte    | 139                      | A UNC Greensboro     |
|          |            | 39        | H Chattanooga | 86         | A Georgia Tech | 139                      | H UNC Greensboro     |
|          |            |           |               |            |                | 141                      | A Davidson           |
|          |            |           |               |            |                | 141                      | H Davidson           |
|          |            |           |               |            |                | 161                      | H East Tenn. St.     |
|          |            |           |               |            |                | 178                      | A Georgetown         |
|          |            |           |               |            |                | 210                      | A Winthrop           |
|          |            |           |               |            |                | 231                      | A Elon               |
|          |            |           |               |            |                | 231                      | H Elon               |
|          |            |           |               |            |                | 241                      | A Western Caro.      |
|          |            |           |               |            |                | 241                      | H Western Caro.      |
|          |            |           |               |            |                | 241                      | N Western Caro.      |
|          |            |           |               |            |                | 245                      | A Ga. Southern       |
|          |            |           |               |            |                | 245                      | H Ga. Southern       |
|          |            |           |               |            |                | 267                      | A Col. of Charleston |
|          |            |           |               |            |                | 267                      | H Col. of Charleston |
|          |            |           |               |            |                | 281                      | A Furman             |
|          |            |           |               |            |                | 281                      | H Furman             |
|          |            |           |               |            |                | 294                      | N Nicholas St.       |
|          |            |           |               |            |                | 299                      | N IPFW               |
|          |            |           |               |            |                | 314                      | A Wofford            |
|          |            |           |               |            |                | 314                      | H Wofford            |

| LAST 10 Division I GAMES: |                      |    |    |
|---------------------------|----------------------|----|----|
| 241                       | N Western Caro.      | 71 | 80 |
| 231                       | A Elon               | 61 | 53 |
| 141                       | A Davidson           | 74 | 68 |
| 245                       | A Ga. Southern       | 78 | 73 |
| 314                       | H Wofford            | 75 | 56 |
| 139                       | H UNC Greensboro     | 85 | 84 |
| 241                       | A Western Caro.      | 65 | 82 |
| 39                        | A Chattanooga        | 66 | 87 |
| 281                       | A Furman             | 58 | 44 |
| 267                       | A Col. of Charleston | 57 | 65 |

Non-Div I Games: Winston-Salem 64 51

Appalachian St.

| Average RPI Win: 189                                  |                | WON-LOST RECORD | WINNING PCT. RANK | LAST 10 GAMES | STRENGTH OF SCHEDULE | OPP. STRENGTH OF SCHEDULE | TEAM RPI        | ADJ. RPI        | CONF. RPI | ADJ CONF. RPI       |       |
|---|----------------|-----------------|-------------------|---------------|----------------------|---------------------------|-----------------|-----------------|-----------|---------------------|-------|
| DIV. I ONLY   |                | 8- 22           | 287               | 1- 9          | 42                   | 61                        | 169             | 166             | 5         | 5                   |       |
| DIV. I NON-CONF.                                      |                | 4- 6            | 204               | 0- 0          | 71                   | 197                       | 139             | 138             | 3         | 3                   |       |
| <hr/>   |                |                 |                   |               |                      |                           |                 |                 |           |                     |       |
| TOTALS  |                | RPI 1-25        | RPI 26-50         |               | W-L RECORDS          |                           | RPI 51-100      |                 | RPI 100+  |                     |       |
| 8- 22   |                | 0- 9            | 0- 4              |               | OVERALL              |                           | 1- 4            |                 | 7- 5      |                     |       |
| 5- 9  |                | 0- 4            | 0- 2              |               | HOME                 |                           | 0- 2            |                 | 5- 1      |                     |       |
| 1- 11   |                | 0- 4            | 0- 2              |               | AWAY                 |                           | 1- 2            |                 | 0- 3      |                     |       |
| 2- 2  |                | 0- 1            | 0- 0              |               | NEUTRAL              |                           | 0- 0            |                 | 2- 1      |                     |       |
| 4- 6  |                | 0- 2            | 0- 0              |               | NON-CONFERENCE       |                           | 0- 1            |                 | 4- 3      |                     |       |
| 3- 2  |                | 0- 1            | 0- 0              |               | HOME                 |                           | 0- 0            |                 | 3- 1      |                     |       |
| 0- 3  |                | 0- 1            | 0- 0              |               | AWAY                 |                           | 0- 1            |                 | 0- 1      |                     |       |
| 1- 1  |                | 0- 0            | 0- 0              |               | NEUTRAL              |                           | 0- 0            |                 | 1- 1      |                     |       |
| 4- 16   |                | 0- 7            | 0- 4              |               | CONFERENCE           |                           | 1- 3            |                 | 3- 2      |                     |       |
| 2- 7  |                | 0- 3            | 0- 2              |               | HOME                 |                           | 0- 2            |                 | 2- 0      |                     |       |
| 1- 8  |                | 0- 3            | 0- 2              |               | AWAY                 |                           | 1- 1            |                 | 0- 2      |                     |       |
| 1- 1  |                | 0- 1            | 0- 0              |               | NEUTRAL              |                           | 0- 0            |                 | 1- 0      |                     |       |
| <hr/>   |                |                 |                   |               |                      |                           |                 |                 |           |                     |       |
| RPI 1-25  |                | RPI 26-50       |                   | RPI 51-100    |                      | RPI 101+                  |                 | Team's RPI: 166 |           |                     |       |
| RPI S   | Opponent       | Score           | RPI S             | Opponent      | Score                | RPI S                     | Opponent        | Score           | Score     |                     |       |
| 4   | A Maryland     | 67 92           | 43                | A Southern    | 60 76                | 66                        | A Cal i forni a | 80 76           | 102       | H Wi s. -Green Bay  | 70 82 |
| 14  | A Stanford     | 51 82           |                   | Cal i forni a |                      | 66                        | H Cal i forni a | 56 73           | 143       | H Loyol a Marymount | 74 66 |
| 14  | H Stanford     | 76 87           | 43                | H Southern    | 72 73                | 80                        | A Fresno St.    | 70 81           | 145       | A Oregon            | 58 78 |
| 14  | N Stanford     | 50 77           |                   | Cal i forni a |                      | 100                       | A Oregon St.    | 83 91           | 145       | H Oregon            | 81 72 |
| 15  | H Utah         | 63 66           | 44                | A Washi ngton | 73 91                | 100                       | H Oregon St.    | 48 64           | 145       | N Oregon            | 64 57 |
| 16  | A Ari zona St. | 45 81           | 44                | H Washi ngton | 54 66                |                           |                 |                 | 149       | A UC Santa Barb.    | 63 86 |
| 16  | H Ari zona St. | 59 83           |                   |               |                      |                           |                 |                 | 191       | A Washi ngton St.   | 77 84 |
| 21  | A UCLA         | 77 84           |                   |               |                      |                           |                 |                 | 191       | H Washi ngton St.   | 61 52 |
| 21  | H UCLA         | 64 90           |                   |               |                      |                           |                 |                 | 261       | H Chi cago St.      | 61 51 |
| <hr/>   |                |                 |                   |               |                      |                           |                 |                 |           |                     |       |
| Team's RPI: 166                                       |                |                 |                   |               |                      |                           |                 |                 |           |                     |       |
| 102 H Wi s. -Green Bay 70 82                          |                |                 |                   |               |                      |                           |                 |                 |           |                     |       |
| 143 H Loyol a Marymount 74 66                         |                |                 |                   |               |                      |                           |                 |                 |           |                     |       |
| 145 A Oregon 58 78                                    |                |                 |                   |               |                      |                           |                 |                 |           |                     |       |
| 145 H Oregon 81 72                                    |                |                 |                   |               |                      |                           |                 |                 |           |                     |       |
| 145 N Oregon 64 57                                    |                |                 |                   |               |                      |                           |                 |                 |           |                     |       |
| 149 A UC Santa Barb. 63 86                            |                |                 |                   |               |                      |                           |                 |                 |           |                     |       |
| 191 A Washi ngton St. 77 84                           |                |                 |                   |               |                      |                           |                 |                 |           |                     |       |
| 191 H Washi ngton St. 61 52                           |                |                 |                   |               |                      |                           |                 |                 |           |                     |       |
| 261 H Chi cago St. 61 51                              |                |                 |                   |               |                      |                           |                 |                 |           |                     |       |
| 274 N Central Conn. St. 65 69                         |                |                 |                   |               |                      |                           |                 |                 |           |                     |       |
| 277 H Lehi gh 78 58                                   |                |                 |                   |               |                      |                           |                 |                 |           |                     |       |
| 281 N Furman 96 63                                    |                |                 |                   |               |                      |                           |                 |                 |           |                     |       |
| <hr/>   |                |                 |                   |               |                      |                           |                 |                 |           |                     |       |
| LAST 10 Div sion I GAMES:                             |                |                 |                   |               |                      |                           |                 |                 |           |                     |       |
| 14 N Stanford 50 77 100 A Oregon St. 83 91            |                |                 |                   |               |                      |                           |                 |                 |           |                     |       |
| 145 N Oregon 64 57 145 A Oregon 58 78                 |                |                 |                   |               |                      |                           |                 |                 |           |                     |       |
| 16 A Ari zona St. 45 81 21 H UCLA 64 90               |                |                 |                   |               |                      |                           |                 |                 |           |                     |       |
| 14 H Stanford 76 87 43 H Southern Cal i forni a 72 73 |                |                 |                   |               |                      |                           |                 |                 |           |                     |       |
| 66 H Cal i forni a 56 73 191 A Washi ngton St. 77 84  |                |                 |                   |               |                      |                           |                 |                 |           |                     |       |

Non-Di v I Games:

Ari zona

A  
r  
i  
z  
o  
n  
a

A  
r  
i  
z  
o  
n  
a



|                           |               |           |           |             |                |               |                     |                 |          |                              |  |
|---------------------------|---------------|-----------|-----------|-------------|----------------|---------------|---------------------|-----------------|----------|------------------------------|--|
| Ark. Little Rock          |               |           |           |             |                |               |                     |                 |          |                              |  |
| Average RPI Win:          | 214           | WON-LOST  | WINNING   | LAST 10     | STRENGTH OF    | OPP. STRENGTH | TEAM                | ADJ.            | CONF.    | ADJ CONF.                    |  |
| Average RPI Loss:         | 94            | RECORD    | PCT. RANK | GAMES       | SCHEDULE       | OF SCHEDULE   | RPI                 | RPI             | RPI      | RPI                          |  |
| DIV. I ONLY               |               | 13- 15    | 182       | 3- 7        | 96             | 139           | 146                 | 146             | 9        | 9                            |  |
| DIV. I NON-CONF.          |               | 8- 5      | 107       | 0- 0        | 156            | 296           | 121                 | 122             | 10       | 10                           |  |
| -----                     |               |           |           |             |                |               |                     |                 |          |                              |  |
| TOTALS                    |               | RPI 1-25  |           | RPI 26-50   | W-L RECORDS    |               | RPI 51-100          |                 | RPI 100+ |                              |  |
| 13- 15                    |               | 0- 2      |           | 0- 1        | OVERALL        |               | 2- 5                |                 | 11- 7    |                              |  |
| 9- 4                      |               | 0- 1      |           | 0- 0        | HOME           |               | 2- 1                |                 | 7- 2     |                              |  |
| 3- 10                     |               | 0- 1      |           | 0- 1        | AWAY           |               | 0- 4                |                 | 3- 4     |                              |  |
| 1- 1                      |               | 0- 0      |           | 0- 0        | NEUTRAL        |               | 0- 0                |                 | 1- 1     |                              |  |
| 8- 5                      |               | 0- 0      |           | 0- 1        | NON-CONFERENCE |               | 0- 1                |                 | 8- 3     |                              |  |
| 5- 1                      |               | 0- 0      |           | 0- 0        | HOME           |               | 0- 0                |                 | 5- 1     |                              |  |
| 2- 4                      |               | 0- 0      |           | 0- 1        | AWAY           |               | 0- 1                |                 | 2- 2     |                              |  |
| 1- 0                      |               | 0- 0      |           | 0- 0        | NEUTRAL        |               | 0- 0                |                 | 1- 0     |                              |  |
| 5- 10                     |               | 0- 2      |           | 0- 0        | CONFERENCE     |               | 2- 4                |                 | 3- 4     |                              |  |
| 4- 3                      |               | 0- 1      |           | 0- 0        | HOME           |               | 2- 1                |                 | 2- 1     |                              |  |
| 1- 6                      |               | 0- 1      |           | 0- 0        | AWAY           |               | 0- 3                |                 | 1- 2     |                              |  |
| 0- 1                      |               | 0- 0      |           | 0- 0        | NEUTRAL        |               | 0- 0                |                 | 0- 1     |                              |  |
| -----                     |               |           |           |             |                |               |                     |                 |          |                              |  |
| RPI 1-25                  |               | RPI 26-50 |           | RPI 51-100  |                | RPI 101+      |                     | Team's RPI: 146 |          |                              |  |
| RPI S                     | Opponent      | Score     | RPI S     | Opponent    | Score          | RPI S         | Opponent            | Score           |          |                              |  |
| 18                        | A Western Ky. | 51 73     | 38        | A Texas A&M | 64 78          | 62            | A Middle Tenn.      | 58 65           | 106      | H North Texas 43 60          |  |
| 18                        | H Western Ky. | 59 80     |           |             |                | 62            | H Middle Tenn.      | 58 53           | 113      | A UTSA 44 52                 |  |
|                           |               |           |           |             |                | 68            | A Stephen F. Austin | 45 80           | 137      | A La. -Monroe 56 65          |  |
|                           |               |           |           |             |                | 75            | A Florida Int'l     | 45 60           | 137      | H La. -Monroe 53 56          |  |
|                           |               |           |           |             |                | 75            | H Florida Int'l     | 55 60           | 154      | A South Ala. 62 67           |  |
|                           |               |           |           |             |                | 81            | A Arkansas St.      | 46 54           | 154      | N South Ala. 34 48           |  |
|                           |               |           |           |             |                | 81            | H Arkansas St.      | 57 47           | 155      | H Denver 65 46               |  |
|                           |               |           |           |             |                |               |                     |                 | 173      | A La. -Lafayette 53 55       |  |
|                           |               |           |           |             |                |               |                     |                 | 189      | H Southern Mi ss. 80 70      |  |
|                           |               |           |           |             |                |               |                     |                 | 211      | H Jackson St. 54 44          |  |
|                           |               |           |           |             |                |               |                     |                 | 217      | A Troy 71 46                 |  |
|                           |               |           |           |             |                |               |                     |                 | 222      | A Okl ahoma St. 64 54        |  |
|                           |               |           |           |             |                |               |                     |                 | 227      | N UMKC 58 45                 |  |
|                           |               |           |           |             |                |               |                     |                 | 240      | A Mi ssi ssi ppi Val . 46 44 |  |
|                           |               |           |           |             |                |               |                     |                 | 240      | H Mi ssi ssi ppi Val . 70 50 |  |
|                           |               |           |           |             |                |               |                     |                 | 310      | H New Orleans 78 57          |  |
|                           |               |           |           |             |                |               |                     |                 | 313      | H Centenary (La.) 73 48      |  |
|                           |               |           |           |             |                |               |                     |                 | 316      | H Ark. -Pine Bl uff 67 50    |  |
| -----                     |               |           |           |             |                |               |                     |                 |          |                              |  |
| LAST 10 Division I GAMES: |               |           |           |             |                |               |                     |                 |          |                              |  |
|                           |               |           |           |             |                | 75            | H Florida Int'l     | 55 60           |          |                              |  |
|                           |               |           |           |             |                | 81            | H Arkansas St.      | 57 47           |          |                              |  |
|                           |               |           |           |             |                | 154           | A South Ala.        | 62 67           |          |                              |  |
|                           |               |           |           |             |                | 217           | A Troy              | 71 46           |          |                              |  |
|                           |               |           |           |             |                | 81            | A Arkansas St.      | 46 54           |          |                              |  |

Ark - Little Rock

Ark - Little Rock

### Non-Div I Games:

Ark. -Li t t l e Rock

Loss, Non-Conf, S Site, H Home A Away N Neutral

|                           |                        |           |           |                        |                |          |             |                  |               |          |       |       |           |    |    |
|---------------------------|------------------------|-----------|-----------|------------------------|----------------|----------|-------------|------------------|---------------|----------|-------|-------|-----------|----|----|
| Average RPI Win:          |                        | 303       | WON-LOST  |                        | WINNING        | LAST 10  | STRENGTH OF |                  | OPP. STRENGTH | TEAM     | ADJ.  | CONF. | ADJ CONF. |    |    |
| Average RPI Loss:         |                        | 210       | RECORD    |                        | PCT. RANK      | GAMES    | SCHEDULE    |                  | OF SCHEDULE   | RPI      | RPI   | RPI   | RPI       |    |    |
| DIV. I ONLY               |                        | 7- 21     | 290       |                        | 2- 8           |          | 313         |                  | 319           |          | 314   |       | 316       | 32 | 32 |
| DIV. I NON-CONF.          |                        | 1- 7      | 303       |                        | 0- 0           |          | 277         |                  | 146           |          | 319   |       | 318       | 32 | 32 |
| TOTALS                    |                        | RPI 1-25  | RPI 26-50 |                        | W-L RECORDS    |          | RPI 51-100  |                  | RPI 100+      |          |       |       |           |    |    |
| 7- 21                     |                        | 0- 0      | 0- 0      |                        | OVERALL        |          | 0- 3        |                  | 7- 18         |          |       |       |           |    |    |
| 4- 6                      |                        | 0- 0      | 0- 0      |                        | HOME           |          | 0- 0        |                  | 4- 6          |          |       |       |           |    |    |
| 3- 13                     |                        | 0- 0      | 0- 0      |                        | AWAY           |          | 0- 3        |                  | 3- 10         |          |       |       |           |    |    |
| 0- 2                      |                        | 0- 0      | 0- 0      |                        | NEUTRAL        |          | 0- 0        |                  | 0- 2          |          |       |       |           |    |    |
| 1- 7                      |                        | 0- 0      | 0- 0      |                        | NON-CONFERENCE |          | 0- 3        |                  | 1- 4          |          |       |       |           |    |    |
| 1- 0                      |                        | 0- 0      | 0- 0      |                        | HOME           |          | 0- 0        |                  | 1- 0          |          |       |       |           |    |    |
| 0- 7                      |                        | 0- 0      | 0- 0      |                        | AWAY           |          | 0- 3        |                  | 0- 4          |          |       |       |           |    |    |
| 0- 0                      |                        | 0- 0      | 0- 0      |                        | NEUTRAL        |          | 0- 0        |                  | 0- 0          |          |       |       |           |    |    |
| 6- 14                     |                        | 0- 0      | 0- 0      |                        | CONFERENCE     |          | 0- 0        |                  | 6- 14         |          |       |       |           |    |    |
| 3- 6                      |                        | 0- 0      | 0- 0      |                        | HOME           |          | 0- 0        |                  | 3- 6          |          |       |       |           |    |    |
| 3- 6                      |                        | 0- 0      | 0- 0      |                        | AWAY           |          | 0- 0        |                  | 3- 6          |          |       |       |           |    |    |
| 0- 2                      |                        | 0- 0      | 0- 0      |                        | NEUTRAL        |          | 0- 0        |                  | 0- 2          |          |       |       |           |    |    |
| RPI 1-25                  |                        | RPI 26-50 |           | RPI 51-100             |                | RPI 101+ |             | Team's RPI : 316 |               |          |       |       |           |    |    |
| RPI S                     | Opponent               | Score     | RPI S     | Opponent               | Score          | RPI S    | Opponent    | Score            | RPI S         | Opponent | Score |       |           |    |    |
| 65                        | A Mi ssouri            | 51 79     | 146       | A Ark. -Little Rock    | 50 67          |          |             |                  |               |          |       |       |           |    |    |
| 86                        | A Georgi a Tech        | 36 74     | 167       | A Southern U.          | 58 72          |          |             |                  |               |          |       |       |           |    |    |
| 91                        | A Mi ssouri St.        | 45 72     | 167       | H Southern U.          | 57 71          |          |             |                  |               |          |       |       |           |    |    |
|                           |                        |           | 173       | A La. -Lafayette       | 56 64          |          |             |                  |               |          |       |       |           |    |    |
|                           |                        |           | 182       | A Wi chi ta St.        | 45 78          |          |             |                  |               |          |       |       |           |    |    |
|                           |                        |           | 211       | A Jackson St.          | 58 60          |          |             |                  |               |          |       |       |           |    |    |
|                           |                        |           | 211       | H Jackson St.          | 52 63          |          |             |                  |               |          |       |       |           |    |    |
|                           |                        |           | 211       | N Jackson St.          | 55 56          |          |             |                  |               |          |       |       |           |    |    |
|                           |                        |           | 222       | A Okl ahoma St.        | 53 77          |          |             |                  |               |          |       |       |           |    |    |
|                           |                        |           | 240       | A Mi ssi ssi ppi Val . | 61 70          |          |             |                  |               |          |       |       |           |    |    |
|                           |                        |           | 240       | H Mi ssi ssi ppi Val . | 45 53          |          |             |                  |               |          |       |       |           |    |    |
|                           |                        |           | 254       | A Al abama St.         | 48 55          |          |             |                  |               |          |       |       |           |    |    |
|                           |                        |           | 254       | H Al abama St.         | 61 55          |          |             |                  |               |          |       |       |           |    |    |
|                           |                        |           | 278       | A Al corn St.          | 45 64          |          |             |                  |               |          |       |       |           |    |    |
|                           |                        |           | 278       | H Al corn St.          | 71 61          |          |             |                  |               |          |       |       |           |    |    |
|                           |                        |           | 278       | N Al corn St.          | 51 56          |          |             |                  |               |          |       |       |           |    |    |
|                           |                        |           | 282       | A Al abama A&M         | 65 57          |          |             |                  |               |          |       |       |           |    |    |
|                           |                        |           | 282       | H Al abama A&M         | 53 64          |          |             |                  |               |          |       |       |           |    |    |
|                           |                        |           | 288       | A Grambl ing           | 71 81          |          |             |                  |               |          |       |       |           |    |    |
|                           |                        |           | 288       | H Grambl ing           | 75 76          |          |             |                  |               |          |       |       |           |    |    |
|                           |                        |           | 323       | A Prai rie View        | 59 52          |          |             |                  |               |          |       |       |           |    |    |
|                           |                        |           | 323       | H Prai rie View        | 57 60          |          |             |                  |               |          |       |       |           |    |    |
|                           |                        |           | 328       | A Texas Southern       | 60 57          |          |             |                  |               |          |       |       |           |    |    |
|                           |                        |           | 328       | H Texas Southern       | 64 49          |          |             |                  |               |          |       |       |           |    |    |
|                           |                        |           | 329       | H Tennessee St.        | 69 65          |          |             |                  |               |          |       |       |           |    |    |
| LAST 10 Division I GAMES: |                        |           |           |                        |                |          |             |                  |               |          |       |       |           |    |    |
| 211                       | N Jackson St.          | 55 56     | 323       | H Prai rie View        | 57 60          |          |             |                  |               |          |       |       |           |    |    |
| 240                       | H Mi ssi ssi ppi Val . | 45 53     | 278       | A Al corn St.          | 45 64          |          |             |                  |               |          |       |       |           |    |    |
| 211                       | A Jackson St.          | 58 60     | 167       | A Southern U.          | 58 72          |          |             |                  |               |          |       |       |           |    |    |
| 288                       | A Grambl ing           | 71 81     | 254       | H Al abama St.         | 61 55          |          |             |                  |               |          |       |       |           |    |    |
| 328                       | H Texas Southern       | 64 49     | 282       | H Al abama A&M         | 53 64          |          |             |                  |               |          |       |       |           |    |    |

Non-Div I Games:

Ark. -Pine Bluff

Loss, 
Non-Conf, S Site, 
H Home
A Away 
N Neutral

## Arkansas

Average RPI Win: 191  
Average RPI Loss: 66

WON-LOST  
RECORD

WINNING  
PCT. RANK

LAST 10  
GAMES

STRENGTH OF  
SCHEDULE

OPP. STRENGTH  
OF SCHEDULE

TEAM  
RPI

ADJ.  
RPI

CONF.  
RPI

ADJ CONF.  
RPI

DIV. I ONLY  
DIV. I NON-CONF.

13- 15  
8- 5

182  
107

1- 9  
0- 0

100  
265

54  
192

118  
160

117  
161

2  
2

2  
2

TOTALS

RPI 1-25

RPI 26-50

W-L RECORDS

RPI 51-100

RPI 100+

13- 15

0- 6

2- 2

OVERALL

2- 4

9- 3

10- 4

0- 3

2- 1

HOME

1- 0

7- 0

2- 10

0- 3

0- 1

AWAY

1- 3

1- 3

1- 1

0- 0

0- 0

NEUTRAL

0- 1

1- 0

8- 5

0- 1

0- 1

NON-CONFERENCE

1- 1

7- 2

6- 1

0- 0

0- 1

HOME

0- 0

6- 0

1- 4

0- 1

0- 0

AWAY

1- 1

0- 2

1- 0

0- 0

0- 0

NEUTRAL

0- 0

1- 0

5- 10

0- 5

2- 1

CONFERENCE

1- 3

2- 1

4- 3

0- 3

2- 0

HOME

1- 0

1- 0

1- 6

0- 2

0- 1

AWAY

0- 2

1- 1

0- 1

0- 0

0- 0

NEUTRAL

0- 1

0- 0

RPI 1-25

RPI S Opponent

Score

2 A Tennessee 37 77  
6 A LSU 42 64  
6 H LSU 59 93  
12 H Georgia 80 86  
18 A Western Ky. 73 87  
24 H Kentucky 50 79

RPI 26-50

RPI S Opponent

Score

33 H Florida 69 63  
35 A Vanderbilt 59 64  
35 H Vanderbilt 52 51  
45 H Tulsa 64 66

RPI 51-100

RPI S Opponent

Score

75 A Florida Int'l 54 58  
82 A Mississippi 78 85  
82 N Mississippi 64 94  
85 H Auburn 64 60  
90 A Southern Methodist 73 63  
94 A South Carolina 52 61

RPI 101+

Team's RPI: 117

RPI S Opponent

Score

108 N Coppin St. 49 33  
133 A Alabama 73 75  
145 A Oregon 59 70  
190 A Mississippi St. 66 45  
190 H Mississippi St. 60 58  
227 H UMKC 84 57  
233 A Portland St. 65 67  
288 H Grambling 88 69  
294 H Nicholas St. 75 40  
309 H Memphis 99 53  
310 H New Orleans 84 46  
320 H Tex. -Pan American 74 44

LAST 10 Division I GAMES:

82 N Mississippi 64 94  
82 A Mississippi 78 85  
12 H Georgia 80 86  
6 A LSU 42 64  
24 H Kentucky 50 79  
35 A Vanderbilt 59 64  
2 A Tennessee 37 77  
6 H LSU 59 93  
94 A South Carolina 52 61  
33 H Florida 69 63

Non-Div I Games:

Arkansas

Loss, Non-Conf, S Site, H Home A Away N Neutral

|                   |                      |           |             |                  |       |                |                     |            |       |                     |       |
|-------------------|----------------------|-----------|-------------|------------------|-------|----------------|---------------------|------------|-------|---------------------|-------|
| Arkansas St.      |                      |           |             |                  |       |                |                     |            |       |                     |       |
| Average RPI Win:  |                      | 173       |             | WON-LOST         |       | WINNING        |                     | LAST 10    |       | STRENGTH OF         |       |
| Average RPI Loss: |                      | 56        |             | RECORD           |       | PCT. RANK      |                     | GAMES      |       | SCHEDULE            |       |
|                   |                      |           |             |                  |       |                |                     |            |       | OPP. STRENGTH       |       |
|                   |                      |           |             |                  |       |                |                     |            |       | OF SCHEDULE         |       |
|                   |                      |           |             |                  |       |                |                     |            |       | TEAM                |       |
|                   |                      |           |             |                  |       |                |                     |            |       | RPI                 |       |
|                   |                      |           |             |                  |       |                |                     |            |       | ADJ.                |       |
|                   |                      |           |             |                  |       |                |                     |            |       | RPI                 |       |
|                   |                      |           |             |                  |       |                |                     |            |       | CONF.               |       |
|                   |                      |           |             |                  |       |                |                     |            |       | RPI                 |       |
|                   |                      |           |             |                  |       |                |                     |            |       | ADJ CONF.           |       |
|                   |                      |           |             |                  |       |                |                     |            |       | RPI                 |       |
| DIV. I ONLY       |                      | 15- 15    |             | 163              |       | 5- 5           |                     | 46         |       | 78                  |       |
| DIV. I NON-CONF.  |                      | 6- 7      |             | 159              |       | 0- 0           |                     | 54         |       | 15                  |       |
| TOTALS            |                      | RPI 1-25  |             | RPI 26-50        |       | W-L RECORDS    |                     | RPI 51-100 |       | RPI 100+            |       |
| 15- 15            |                      | 1- 4      |             | 0- 4             |       | OVERALL        |                     | 2- 5       |       | 12- 2               |       |
| 9- 3              |                      | 1- 0      |             | 0- 1             |       | HOME           |                     | 2- 2       |       | 6- 0                |       |
| 2- 9              |                      | 0- 3      |             | 0- 1             |       | AWAY           |                     | 0- 3       |       | 2- 2                |       |
| 4- 3              |                      | 0- 1      |             | 0- 2             |       | NEUTRAL        |                     | 0- 0       |       | 4- 0                |       |
| 6- 7              |                      | 0- 3      |             | 0- 4             |       | NON-CONFERENCE |                     | 2- 0       |       | 4- 0                |       |
| 4- 1              |                      | 0- 0      |             | 0- 1             |       | HOME           |                     | 2- 0       |       | 2- 0                |       |
| 0- 3              |                      | 0- 2      |             | 0- 1             |       | AWAY           |                     | 0- 0       |       | 0- 0                |       |
| 2- 3              |                      | 0- 1      |             | 0- 2             |       | NEUTRAL        |                     | 0- 0       |       | 2- 0                |       |
| 9- 8              |                      | 1- 1      |             | 0- 0             |       | CONFERENCE     |                     | 0- 5       |       | 8- 2                |       |
| 5- 2              |                      | 1- 0      |             | 0- 0             |       | HOME           |                     | 0- 2       |       | 4- 0                |       |
| 2- 6              |                      | 0- 1      |             | 0- 0             |       | AWAY           |                     | 0- 3       |       | 2- 2                |       |
| 2- 0              |                      | 0- 0      |             | 0- 0             |       | NEUTRAL        |                     | 0- 0       |       | 2- 0                |       |
| RPI 1-25          |                      | RPI 26-50 |             | RPI 51-100       |       | Team's RPI: 81 |                     | RPI 101+   |       |                     |       |
| RPI S             | Opponent             | Score     | RPI S       | Opponent         | Score | RPI S          | Opponent            | Score      | RPI S | Opponent            | Score |
| 3                 | A Duke               | 56 110    | 26          | A TCU            | 67 91 | 62             | A Mi ddle Tenn.     | 59 95      | 106   | H North Texas       | 75 47 |
| 11                | N North Carolina St. | 59 80     | 37          | N Notre Dame     | 54 77 | 62             | A Mi ddle Tenn.     | 64 90      | 106   | N North Texas       | 78 62 |
| 18                | A Western Ky.        | 89 106    | 42          | H Louisiana Tech | 64 76 | 62             | H Mi ddle Tenn.     | 65 66      | 131   | N George Mason      | 74 66 |
| 18                | H Western Ky.        | 76 62     | 46          | N Stony Brook    | 74 79 | 65             | H Mi ssouri         | 70 67      | 146   | A Ark. -Little Rock | 47 57 |
| 23                | A Purdue             | 58 95     |             |                  |       | 75             | A Florida Int'l     | 50 54      | 146   | H Ark. -Little Rock | 54 46 |
|                   |                      |           |             |                  |       | 75             | H Florida Int'l     | 63 67      | 154   | A South Al a.       | 70 74 |
|                   |                      |           |             |                  |       | 91             | H Mi ssouri St.     | 68 62      | 155   | H Denver            | 70 39 |
|                   |                      |           |             |                  |       |                |                     |            | 173   | A La. -Lafayette    | 70 64 |
|                   |                      |           |             |                  |       |                |                     |            | 217   | A Troy              | 76 65 |
|                   |                      |           |             |                  |       |                |                     |            | 217   | N Troy              | 68 62 |
|                   |                      |           |             |                  |       |                |                     |            | 282   | H Al abama A&M      | 61 38 |
|                   |                      |           |             |                  |       |                |                     |            | 286   | H North Dakota St.  | 67 45 |
|                   |                      |           |             |                  |       |                |                     |            | 297   | N Hampton           | 97 71 |
|                   |                      |           |             |                  |       |                |                     |            | 310   | H New Orleans       | 86 42 |
|                   |                      |           | LAST 10 Div |                  |       | sion I GAMES:  |                     |            |       |                     |       |
|                   |                      |           | 62          | A Mi ddle Tenn.  | 64 90 | 18             | A Western Ky.       | 89 106     |       |                     |       |
|                   |                      |           | 106         | N North Texas    | 78 62 | 62             | A Mi ddle Tenn.     | 59 95      |       |                     |       |
|                   |                      |           | 217         | N Troy           | 68 62 | 75             | H Florida Int'l     | 63 67      |       |                     |       |
|                   |                      |           | 310         | H New Orleans    | 86 42 | 146            | A Ark. -Little Rock | 47 57      |       |                     |       |
|                   |                      |           | 173         | A La. -Lafayette | 70 64 | 217            | A Troy              | 76 65      |       |                     |       |

Arkansas

Arkansas

### Non-Div I Games:

Arkansas St.

Loss, Non-Conf, S Site, H Home A Away N Neutral

| Army                      |             |                 |                   | Through Games Of 2008 Final |                      |                           |                   |          |           |                   |       |
|---------------------------|-------------|-----------------|-------------------|-----------------------------|----------------------|---------------------------|-------------------|----------|-----------|-------------------|-------|
| Average RPI Win:          | 241         | WON-LOST RECORD | WINNING PCT. RANK | LAST 10 GAMES               | STRENGTH OF SCHEDULE | OPP. STRENGTH OF SCHEDULE | TEAM RPI          | ADJ. RPI | CONF. RPI | ADJ CONF. RPI     |       |
| DIV. I ONLY               | 19- 11      | 87              | 8- 2              | 186                         | 212                  | 115                       | 116               | 27       | 26        |                   |       |
| DIV. I NON-CONF.          | 5- 8        | 208             | 0- 1              | 92                          | 77                   | 156                       | 156               | 27       | 27        |                   |       |
| <hr/>                     |             |                 |                   |                             |                      |                           |                   |          |           |                   |       |
| TOTALS                    | RPI 1-25    |                 | RPI 26-50         |                             | W-L RECORDS          |                           | RPI 51-100        |          | RPI 100+  |                   |       |
| 19- 11                    | 0- 3        |                 | 0- 1              |                             | OVERALL              |                           | 0- 0              |          | 19- 7     |                   |       |
| 13- 3                     | 0- 1        |                 | 0- 1              |                             | HOME                 |                           | 0- 0              |          | 13- 1     |                   |       |
| 5- 6                      | 0- 1        |                 | 0- 0              |                             | AWAY                 |                           | 0- 0              |          | 5- 5      |                   |       |
| 1- 2                      | 0- 1        |                 | 0- 0              |                             | NEUTRAL              |                           | 0- 0              |          | 1- 1      |                   |       |
| 5- 8                      | 0- 3        |                 | 0- 1              |                             | NON-CONFERENCE       |                           | 0- 0              |          | 5- 4      |                   |       |
| 3- 3                      | 0- 1        |                 | 0- 1              |                             | HOME                 |                           | 0- 0              |          | 3- 1      |                   |       |
| 1- 3                      | 0- 1        |                 | 0- 0              |                             | AWAY                 |                           | 0- 0              |          | 1- 2      |                   |       |
| 1- 2                      | 0- 1        |                 | 0- 0              |                             | NEUTRAL              |                           | 0- 0              |          | 1- 1      |                   |       |
| 14- 3                     | 0- 0        |                 | 0- 0              |                             | CONFERENCE           |                           | 0- 0              |          | 14- 3     |                   |       |
| 10- 0                     | 0- 0        |                 | 0- 0              |                             | HOME                 |                           | 0- 0              |          | 10- 0     |                   |       |
| 4- 3                      | 0- 0        |                 | 0- 0              |                             | AWAY                 |                           | 0- 0              |          | 4- 3      |                   |       |
| 0- 0                      | 0- 0        |                 | 0- 0              |                             | NEUTRAL              |                           | 0- 0              |          | 0- 0      |                   |       |
| <hr/>                     |             |                 |                   |                             |                      |                           |                   |          |           |                   |       |
| RPI 1-25                  |             | RPI 26-50       |                   |                             | RPI 51-100           |                           | Team's RPI : 116  |          |           |                   |       |
| RPI S                     | Opponent    | Score           | RPI S             | Opponent                    | Score                | RPI S                     | Opponent          | Score    | RPI S     | Opponent          | Score |
| 2 N                       | Tennessee   | 54 102          | 31 H              | St. John's (N.Y.)           | 55 74                | 105 H                     | Princeton         | 52 73    | 114 H     | Iona              | 67 54 |
| 5 A                       | Connecticut | 46 85           |                   |                             |                      | 126 A                     | Bucknel I         | 47 60    | 126 H     | Bucknel I         | 66 65 |
| 10 H                      | Baylor      | 68 85           |                   |                             |                      | 138 A                     | Air Force         | 61 73    | 150 A     | Holy Cross        | 63 57 |
|                           |             |                 |                   |                             |                      | 150 H                     | Holy Cross        | 59 56    | 150 H     | Holy Cross        | 69 68 |
|                           |             |                 |                   |                             |                      | 216 N                     | Manhattan         | 65 72    | 218 H     | Gardner-Webb      | 67 54 |
|                           |             |                 |                   |                             |                      | 249 A                     | Navy              | 83 69    | 249 H     | Navy              | 78 72 |
|                           |             |                 |                   |                             |                      | 269 A                     | Colgate           | 58 66    | 269 H     | Colgate           | 85 81 |
|                           |             |                 |                   |                             |                      | 269 H                     | Colgate           | 73 55    | 270 A     | Cornell I         | 61 64 |
|                           |             |                 |                   |                             |                      | 274 A                     | Central Conn. St. | 65 63    | 276 N     | Cal St. Fullerton | 80 79 |
|                           |             |                 |                   |                             |                      | 277 A                     | Lehigh            | 53 60    | 277 H     | Lehigh            | 76 67 |
|                           |             |                 |                   |                             |                      | 289 H                     | Albany (N.Y.)     | 72 60    | 303 A     | Lafayette         | 71 52 |
|                           |             |                 |                   |                             |                      | 303 H                     | Lafayette         | 75 60    | 303 H     | Lafayette         | 74 55 |
|                           |             |                 |                   |                             |                      | 305 A                     | American          | 75 66    | 305 H     | American          | 73 49 |
|                           |             |                 |                   |                             |                      | 305 H                     | American          | 73 49    |           |                   |       |
| <hr/>                     |             |                 |                   |                             |                      |                           |                   |          |           |                   |       |
| LAST 10 Division I GAMES: |             |                 |                   |                             |                      |                           |                   |          |           |                   |       |
| 2 N                       | Tennessee   | 54 102          | 303 A             | Lafayette                   | 71 52                | 126 H                     | Bucknel I         | 66 65    | 305 H     | American          | 73 49 |
| 150 H                     | Holy Cross  | 69 68           | 277 H             | Lehigh                      | 76 67                | 150 A                     | Holy Cross        | 63 57    |           |                   |       |
| 269 H                     | Colgate     | 73 55           |                   |                             |                      |                           |                   |          |           |                   |       |
| 303 H                     | Lafayette   | 74 55           |                   |                             |                      |                           |                   |          |           |                   |       |
| 126 A                     | Bucknel I   | 47 60           |                   |                             |                      |                           |                   |          |           |                   |       |

|                              |     |    |
|------------------------------|-----|----|
| Non-Div   Games: Coast Guard | 103 | 51 |
|------------------------------|-----|----|

Army

Loss, Non-Conf, S Site, H Home A Away N Neutral



Average RPI Win: 177

Average RPI Loss: 52

WON-LOST  
RECORDWINNING  
PCT. RANKLAST 10  
GAMESSTRENGTH OF  
SCHEDULEOPP. STRENGTH  
OF SCHEDULETEAM  
RPIADJ.  
RPICONF.  
RPIADJ CONF.  
RPI

DIV. I ONLY

14- 15

173

3- 7

43

67

87

85

2

2

DIV. I NON-CONF.

9- 4

74

0- 0

91

225

72

73

2

2

TOTALS

RPI 1-25

RPI 26-50

W-L RECORDS

RPI 51-100

RPI 100+

14- 15

1- 5

1- 3

OVERALL

1- 5

11- 2

7- 5

0- 1

1- 1

HOME

0- 3

6- 0

3- 9

1- 3

0- 2

AWAY

0- 2

2- 2

4- 1

0- 1

0- 0

NEUTRAL

1- 0

3- 0

9- 4

0- 1

0- 1

NON-CONFERENCE

0- 2

9- 0

4- 1

0- 0

0- 0

HOME

0- 1

4- 0

2- 3

0- 1

0- 1

AWAY

0- 1

2- 0

3- 0

0- 0

0- 0

NEUTRAL

0- 0

3- 0

5- 11

1- 4

1- 2

CONFERENCE

1- 3

2- 2

3- 4

0- 1

1- 1

HOME

0- 2

2- 0

1- 6

1- 2

0- 1

AWAY

0- 1

0- 2

1- 1

0- 1

0- 0

NEUTRAL

1- 0

0- 0

RPI 1-25

RPI 26-50

RPI 51-100

Team's RPI: 85

RPI 101+

| RPI | S | Opponent  | Score |
|-----|---|-----------|-------|
| 2   | A | Tennessee | 56 81 |
| 2   | N | Tennessee | 45 77 |
| 3   | A | Duke      | 37 69 |
| 6   | H | LSU       | 38 65 |
| 12  | A | Georgia   | 61 74 |
| 24  | A | Kentucky  | 71 57 |

| RPI | S | Opponent    | Score |
|-----|---|-------------|-------|
| 33  | A | Florida     | 61 72 |
| 33  | H | Florida     | 73 58 |
| 35  | H | Vanderbilt  | 53 57 |
| 39  | A | Chattanooga | 59 72 |

| RPI | S | Opponent       | Score |
|-----|---|----------------|-------|
| 51  | H | Xavier         | 58 60 |
| 82  | A | Mississippi    | 61 64 |
| 82  | H | Mississippi    | 48 51 |
| 93  | A | Kent St.       | 64 68 |
| 94  | H | South Carolina | 46 58 |
| 94  | N | South Carolina | 64 48 |

| RPI | S | Opponent          | Score |
|-----|---|-------------------|-------|
| 115 | N | Loyola (Md.)      | 76 54 |
| 117 | A | Arkansas          | 60 64 |
| 131 | N | George Mason      | 77 36 |
| 133 | A | Alabama           | 54 68 |
| 133 | H | Alabama           | 65 56 |
| 173 | H | La.-Lafayette     | 65 55 |
| 190 | H | Mississippi St.   | 74 44 |
| 232 | N | UC Davis          | 69 54 |
| 241 | H | Western Caro.     | 78 49 |
| 246 | A | Buffalo           | 70 41 |
| 263 | H | Jacksonville St.  | 91 70 |
| 281 | A | Furman            | 86 42 |
| 320 | H | Tex.-Pan American | 85 32 |

LAST 10 Division I GAMES:

|    |   |                |       |     |   |                 |       |
|----|---|----------------|-------|-----|---|-----------------|-------|
| 2  | N | Tennessee      | 45 77 | 94  | H | South Carolina  | 46 58 |
| 94 | N | South Carolina | 64 48 | 82  | A | Mississippi     | 61 64 |
| 12 | A | Georgia        | 61 74 | 35  | H | Vanderbilt      | 53 57 |
| 2  | A | Tennessee      | 56 81 | 33  | A | Florida         | 61 72 |
| 33 | H | Florida        | 73 58 | 190 | H | Mississippi St. | 74 44 |

Auburn

Auburn

Non-Div I Games:

Auburn

Loss, 
 Non-Conf, S Site, 
 H Home
A Away 
 N Neutral

|                             |                  |                 |       |                     |       |                |                     |                      |       |                           |       |          |  |          |  |           |  |                |  |
|-----------------------------|------------------|-----------------|-------|---------------------|-------|----------------|---------------------|----------------------|-------|---------------------------|-------|----------|--|----------|--|-----------|--|----------------|--|
| Through Games of 2008 Final |                  |                 |       |                     |       |                |                     |                      |       |                           |       |          |  |          |  |           |  |                |  |
| Average RPI Win: 231        |                  | WON-LOST RECORD |       | WINNING PCT. RANK   |       | LAST 10 GAMES  |                     | STRENGTH OF SCHEDULE |       | OPP. STRENGTH OF SCHEDULE |       | TEAM RPI |  | ADJ. RPI |  | CONF. RPI |  | ADJ. CONF. RPI |  |
| Average RPI Loss: 146       |                  |                 |       |                     |       |                |                     |                      |       |                           |       |          |  |          |  |           |  |                |  |
| DIV. I ONLY                 |                  | 15- 13          |       | 138                 |       | 6- 4           |                     | 222                  |       | 243                       |       | 175      |  | 174      |  | 22        |  | 22             |  |
| DIV. I NON-CONF.            |                  | 3- 4            |       | 191                 |       | 0- 0           |                     | 73                   |       | 152                       |       | 125      |  | 124      |  | 23        |  | 22             |  |
| TOTALS                      |                  | RPI 1-25        |       | RPI 26-50           |       | W-L RECORDS    |                     | RPI 51-100           |       | RPI 100+                  |       |          |  |          |  |           |  |                |  |
| 15- 13                      |                  | 0- 1            |       | 0- 1                |       | OVERALL        |                     | 2- 3                 |       | 13- 8                     |       |          |  |          |  |           |  |                |  |
| 8- 7                        |                  | 0- 1            |       | 0- 1                |       | HOME           |                     | 2- 1                 |       | 6- 4                      |       |          |  |          |  |           |  |                |  |
| 7- 5                        |                  | 0- 0            |       | 0- 0                |       | AWAY           |                     | 0- 2                 |       | 7- 3                      |       |          |  |          |  |           |  |                |  |
| 0- 1                        |                  | 0- 0            |       | 0- 0                |       | NEUTRAL        |                     | 0- 0                 |       | 0- 1                      |       |          |  |          |  |           |  |                |  |
| 3- 4                        |                  | 0- 1            |       | 0- 1                |       | NON-CONFERENCE |                     | 1- 0                 |       | 2- 2                      |       |          |  |          |  |           |  |                |  |
| 2- 2                        |                  | 0- 1            |       | 0- 1                |       | HOME           |                     | 1- 0                 |       | 1- 0                      |       |          |  |          |  |           |  |                |  |
| 1- 1                        |                  | 0- 0            |       | 0- 0                |       | AWAY           |                     | 0- 0                 |       | 1- 1                      |       |          |  |          |  |           |  |                |  |
| 0- 1                        |                  | 0- 0            |       | 0- 0                |       | NEUTRAL        |                     | 0- 0                 |       | 0- 1                      |       |          |  |          |  |           |  |                |  |
| 12- 9                       |                  | 0- 0            |       | 0- 0                |       | CONFERENCE     |                     | 1- 3                 |       | 11- 6                     |       |          |  |          |  |           |  |                |  |
| 6- 5                        |                  | 0- 0            |       | 0- 0                |       | HOME           |                     | 1- 1                 |       | 5- 4                      |       |          |  |          |  |           |  |                |  |
| 6- 4                        |                  | 0- 0            |       | 0- 0                |       | AWAY           |                     | 0- 2                 |       | 6- 2                      |       |          |  |          |  |           |  |                |  |
| 0- 0                        |                  | 0- 0            |       | 0- 0                |       | NEUTRAL        |                     | 0- 0                 |       | 0- 0                      |       |          |  |          |  |           |  |                |  |
| RPI 1-25                    |                  | RPI 26-50       |       | RPI 51-100          |       | RPI 101+       |                     | Team's RPI: 174      |       |                           |       |          |  |          |  |           |  |                |  |
| RPI S                       | Opponent         | Score           | RPI S | Opponent            | Score | RPI S          | Opponent            | Score                | RPI S | Opponent                  | Score |          |  |          |  |           |  |                |  |
| 18                          | H Western Ky.    | 47 70           | 39    | H Chattanooga       | 51 60 | 62             | H Middle Tenn.      | 71 69                | 109   | A Samford                 | 60 59 |          |  |          |  |           |  |                |  |
|                             |                  |                 |       |                     |       | 78             | A Tennessee Tech    | 74 96                | 109   | H Samford                 | 41 45 |          |  |          |  |           |  |                |  |
|                             |                  |                 |       |                     |       | 78             | H Tennessee Tech    | 72 64                | 125   | N Belmont                 | 60 64 |          |  |          |  |           |  |                |  |
|                             |                  |                 |       |                     |       | 88             | A Southeast Mo. St. | 54 72                | 207   | A Morehead St.            | 52 63 |          |  |          |  |           |  |                |  |
|                             |                  |                 |       |                     |       | 88             | H Southeast Mo. St. | 57 73                | 207   | H Morehead St.            | 75 81 |          |  |          |  |           |  |                |  |
|                             |                  |                 |       |                     |       |                |                     |                      | 207   | H Morehead St.            | 78 81 |          |  |          |  |           |  |                |  |
|                             |                  |                 |       |                     |       |                |                     |                      | 210   | H Winthrop                | 79 64 |          |  |          |  |           |  |                |  |
|                             |                  |                 |       |                     |       |                |                     |                      | 213   | A Murray St.              | 83 66 |          |  |          |  |           |  |                |  |
|                             |                  |                 |       |                     |       |                |                     |                      | 213   | H Murray St.              | 82 64 |          |  |          |  |           |  |                |  |
|                             |                  |                 |       |                     |       |                |                     |                      | 217   | A Troy                    | 61 68 |          |  |          |  |           |  |                |  |
|                             |                  |                 |       |                     |       |                |                     |                      | 250   | A Eastern Ky.             | 69 55 |          |  |          |  |           |  |                |  |
|                             |                  |                 |       |                     |       |                |                     |                      | 250   | H Eastern Ky.             | 61 64 |          |  |          |  |           |  |                |  |
|                             |                  |                 |       |                     |       |                |                     |                      | 256   | A Eastern Ill.            | 55 46 |          |  |          |  |           |  |                |  |
|                             |                  |                 |       |                     |       |                |                     |                      | 256   | H Eastern Ill.            | 64 62 |          |  |          |  |           |  |                |  |
|                             |                  |                 |       |                     |       |                |                     |                      | 263   | A Jacksonville St.        | 52 73 |          |  |          |  |           |  |                |  |
|                             |                  |                 |       |                     |       |                |                     |                      | 263   | H Jacksonville St.        | 63 59 |          |  |          |  |           |  |                |  |
|                             |                  |                 |       |                     |       |                |                     |                      | 296   | A Tenn. -Martin           | 61 49 |          |  |          |  |           |  |                |  |
|                             |                  |                 |       |                     |       |                |                     |                      | 296   | H Tenn. -Martin           | 62 59 |          |  |          |  |           |  |                |  |
|                             |                  |                 |       |                     |       |                |                     |                      | 309   | A Memphis                 | 74 49 |          |  |          |  |           |  |                |  |
|                             |                  |                 |       |                     |       |                |                     |                      | 329   | A Tennessee St.           | 80 55 |          |  |          |  |           |  |                |  |
|                             |                  |                 |       |                     |       |                |                     |                      | 329   | H Tennessee St.           | 83 68 |          |  |          |  |           |  |                |  |
| LAST 10 Division I GAMES:   |                  |                 |       |                     |       |                |                     |                      |       |                           |       |          |  |          |  |           |  |                |  |
| 207                         | H Morehead St.   | 78 81           | 109   | H Samford           | 41 45 |                |                     |                      |       |                           |       |          |  |          |  |           |  |                |  |
| 207                         | A Morehead St.   | 52 63           | 256   | A Eastern Ill.      | 55 46 |                |                     |                      |       |                           |       |          |  |          |  |           |  |                |  |
| 250                         | A Eastern Ky.    | 69 55           | 329   | H Tennessee St.     | 83 68 |                |                     |                      |       |                           |       |          |  |          |  |           |  |                |  |
| 78                          | H Tennessee Tech | 72 64           | 213   | H Murray St.        | 82 64 |                |                     |                      |       |                           |       |          |  |          |  |           |  |                |  |
| 329                         | A Tennessee St.  | 80 55           | 88    | H Southeast Mo. St. | 57 73 |                |                     |                      |       |                           |       |          |  |          |  |           |  |                |  |

A  
u  
s  
t  
i  
n  
P  
e  
a  
yA  
u  
s  
t  
i  
n  
P  
e  
a  
y

### Non-Div l Games:

Austin Peay

Loss, Non-Conf, S Site, H Home A Away N Neutral

|                           |          |                 |       |                   |       |                |                 |                      |       |                           |       |          |  |          |  |           |  |               |  |
|---------------------------|----------|-----------------|-------|-------------------|-------|----------------|-----------------|----------------------|-------|---------------------------|-------|----------|--|----------|--|-----------|--|---------------|--|
| Average RPI Win: 215      |          | WON-LOST RECORD |       | WINNING PCT. RANK |       | LAST 10 GAMES  |                 | STRENGTH OF SCHEDULE |       | OPP. STRENGTH OF SCHEDULE |       | TEAM RPI |  | ADJ. RPI |  | CONF. RPI |  | ADJ CONF. RPI |  |
| DIV. I ONLY               |          | 17- 12          |       | 110               |       | 5- 5           |                 | 161                  |       | 196                       |       | 119      |  | 121      |  | 16        |  | 16            |  |
| DIV. I NON-CONF.          |          | 7- 4            |       | 94                |       | 0- 0           |                 | 177                  |       | 229                       |       | 113      |  | 118      |  | 16        |  | 16            |  |
| TOTALS                    |          | RPI 1-25        |       | RPI 26-50         |       | W-L RECORDS    |                 | RPI 51-100           |       | RPI 100+                  |       |          |  |          |  |           |  |               |  |
| 17- 12                    |          | 0- 1            |       | 0- 1              |       | OVERALL        |                 | 1- 4                 |       | 16- 6                     |       |          |  |          |  |           |  |               |  |
| 11- 3                     |          | 0- 0            |       | 0- 1              |       | HOME           |                 | 1- 1                 |       | 10- 1                     |       |          |  |          |  |           |  |               |  |
| 6- 8                      |          | 0- 1            |       | 0- 0              |       | AWAY           |                 | 0- 2                 |       | 6- 5                      |       |          |  |          |  |           |  |               |  |
| 0- 1                      |          | 0- 0            |       | 0- 0              |       | NEUTRAL        |                 | 0- 1                 |       | 0- 0                      |       |          |  |          |  |           |  |               |  |
| 7- 4                      |          | 0- 1            |       | 0- 0              |       | NON-CONFERENCE |                 | 1- 0                 |       | 6- 3                      |       |          |  |          |  |           |  |               |  |
| 4- 1                      |          | 0- 0            |       | 0- 0              |       | HOME           |                 | 1- 0                 |       | 3- 1                      |       |          |  |          |  |           |  |               |  |
| 3- 3                      |          | 0- 1            |       | 0- 0              |       | AWAY           |                 | 0- 0                 |       | 3- 2                      |       |          |  |          |  |           |  |               |  |
| 0- 0                      |          | 0- 0            |       | 0- 0              |       | NEUTRAL        |                 | 0- 0                 |       | 0- 0                      |       |          |  |          |  |           |  |               |  |
| 10- 8                     |          | 0- 0            |       | 0- 1              |       | CONFERENCE     |                 | 0- 4                 |       | 10- 3                     |       |          |  |          |  |           |  |               |  |
| 7- 2                      |          | 0- 0            |       | 0- 1              |       | HOME           |                 | 0- 1                 |       | 7- 0                      |       |          |  |          |  |           |  |               |  |
| 3- 5                      |          | 0- 0            |       | 0- 0              |       | AWAY           |                 | 0- 2                 |       | 3- 3                      |       |          |  |          |  |           |  |               |  |
| 0- 1                      |          | 0- 0            |       | 0- 0              |       | NEUTRAL        |                 | 0- 1                 |       | 0- 0                      |       |          |  |          |  |           |  |               |  |
| RPI 1-25                  |          | RPI 26-50       |       | RPI 51-100        |       | RPI 101+       |                 | Team's RPI: 121      |       |                           |       |          |  |          |  |           |  |               |  |
| RPI S                     | Opponent | Score           | RPI S | Opponent          | Score | RPI S          | Opponent        | Score                | RPI S | Opponent                  | Score |          |  |          |  |           |  |               |  |
| 3                         | A Duke   | 24 110          | 41    | H Bowling Green   | 60 72 | 72             | A Eastern Mich. | 58 69                | 147   | A Western Mich.           | 81 70 |          |  |          |  |           |  |               |  |
|                           |          |                 |       |                   |       | 72             | H Eastern Mich. | 58 66                | 147   | H Western Mich.           | 62 55 |          |  |          |  |           |  |               |  |
|                           |          |                 |       |                   |       | 93             | A Kent St.      | 55 68                | 153   | A Santa Clara             | 69 70 |          |  |          |  |           |  |               |  |
|                           |          |                 |       |                   |       | 93             | N Kent St.      | 52 69                | 159   | H Valparaiso              | 49 61 |          |  |          |  |           |  |               |  |
|                           |          |                 |       |                   |       | 97             | H Evansville    | 76 69                | 164   | A Northern Ill.           | 68 62 |          |  |          |  |           |  |               |  |
|                           |          |                 |       |                   |       |                |                 |                      | 164   | H Northern Ill.           | 65 53 |          |  |          |  |           |  |               |  |
|                           |          |                 |       |                   |       |                |                 |                      | 181   | H Illinois St.            | 65 61 |          |  |          |  |           |  |               |  |
|                           |          |                 |       |                   |       |                |                 |                      | 188   | A Central Mich.           | 58 59 |          |  |          |  |           |  |               |  |
|                           |          |                 |       |                   |       |                |                 |                      | 188   | H Central Mich.           | 57 47 |          |  |          |  |           |  |               |  |
|                           |          |                 |       |                   |       |                |                 |                      | 193   | A Butler                  | 74 66 |          |  |          |  |           |  |               |  |
|                           |          |                 |       |                   |       |                |                 |                      | 201   | A Toledo                  | 79 83 |          |  |          |  |           |  |               |  |
|                           |          |                 |       |                   |       |                |                 |                      | 201   | H Toledo                  | 64 49 |          |  |          |  |           |  |               |  |
|                           |          |                 |       |                   |       |                |                 |                      | 213   | A Murray St.              | 90 72 |          |  |          |  |           |  |               |  |
|                           |          |                 |       |                   |       |                |                 |                      | 226   | A Wright St.              | 74 77 |          |  |          |  |           |  |               |  |
|                           |          |                 |       |                   |       |                |                 |                      | 246   | H Buffalo                 | 70 56 |          |  |          |  |           |  |               |  |
|                           |          |                 |       |                   |       |                |                 |                      | 253   | A St. Mary's (Cal.)       | 63 52 |          |  |          |  |           |  |               |  |
|                           |          |                 |       |                   |       |                |                 |                      | 266   | A Ohio                    | 80 63 |          |  |          |  |           |  |               |  |
|                           |          |                 |       |                   |       |                |                 |                      | 286   | H North Dakota St.        | 65 54 |          |  |          |  |           |  |               |  |
|                           |          |                 |       |                   |       |                |                 |                      | 293   | A Miami (Ohio)            | 65 66 |          |  |          |  |           |  |               |  |
|                           |          |                 |       |                   |       |                |                 |                      | 301   | H Akron                   | 67 66 |          |  |          |  |           |  |               |  |
|                           |          |                 |       |                   |       |                |                 |                      | 301   | H Akron                   | 71 46 |          |  |          |  |           |  |               |  |
|                           |          |                 |       |                   |       |                |                 |                      | 312   | H Lipscomb                | 83 53 |          |  |          |  |           |  |               |  |
| LAST 10 Division I GAMES: |          |                 |       |                   |       |                |                 |                      |       |                           |       |          |  |          |  |           |  |               |  |
|                           |          |                 |       |                   |       | 93             | N Kent St.      | 52 69                | 147   | H Western Mich.           | 62 55 |          |  |          |  |           |  |               |  |
|                           |          |                 |       |                   |       | 301            | H Akron         | 71 46                | 201   | H Toledo                  | 64 49 |          |  |          |  |           |  |               |  |
|                           |          |                 |       |                   |       | 164            | H Northern Ill. | 65 53                | 41    | H Bowling Green           | 60 72 |          |  |          |  |           |  |               |  |
|                           |          |                 |       |                   |       | 72             | A Eastern Mich. | 58 69                | 93    | A Kent St.                | 55 68 |          |  |          |  |           |  |               |  |
|                           |          |                 |       |                   |       | 188            | A Central Mich. | 58 59                | 246   | H Buffalo                 | 70 56 |          |  |          |  |           |  |               |  |

Ball St.

Ball St.

Non-Div I Games:

Ball St.

Loss, 
Non-Conf, S Site, 
H Home
A Away 
N Neutral

|                     |   |                 |       |                   |   |                |       |                            |   |                           |       |          |   |                 |       |           |  |               |  |
|---------------------|---|-----------------|-------|-------------------|---|----------------|-------|----------------------------|---|---------------------------|-------|----------|---|-----------------|-------|-----------|--|---------------|--|
| Average RPI Win: 97 |   | WON-LOST RECORD |       | WINNING PCT. RANK |   | LAST 10 GAMES  |       | STRENGTH OF SCHEDULE       |   | OPP. STRENGTH OF SCHEDULE |       | TEAM RPI |   | ADJ. RPI        |       | CONF. RPI |  | ADJ CONF. RPI |  |
| DIV. I ONLY         |   | 26- 7           |       | 22                |   | 8- 2           |       | 12                         |   | 15                        |       | 10       |   | 10              |       | 3         |  | 3             |  |
| DIV. I NON-CONF.    |   | 12- 2           |       | 12                |   | 2- 1           |       | 17                         |   | 21                        |       | 7        |   | 7               |       | 4         |  | 4             |  |
| TOTALS              |   | RPI 1-25        |       | RPI 26-50         |   | W-L RECORDS    |       | RPI 51-100                 |   | RPI 100+                  |       |          |   |                 |       |           |  |               |  |
| 26- 7               |   | 2- 5            |       | 7- 0              |   | OVERALL        |       | 8- 2                       |   | 9- 0                      |       |          |   |                 |       |           |  |               |  |
| 12- 1               |   | 1- 1            |       | 2- 0              |   | HOME           |       | 4- 0                       |   | 5- 0                      |       |          |   |                 |       |           |  |               |  |
| 7- 4                |   | 0- 2            |       | 2- 0              |   | AWAY           |       | 3- 2                       |   | 2- 0                      |       |          |   |                 |       |           |  |               |  |
| 7- 2                |   | 1- 2            |       | 3- 0              |   | NEUTRAL        |       | 1- 0                       |   | 2- 0                      |       |          |   |                 |       |           |  |               |  |
| 12- 2               |   | 2- 2            |       | 2- 0              |   | NON-CONFERENCE |       | 2- 0                       |   | 6- 0                      |       |          |   |                 |       |           |  |               |  |
| 5- 0                |   | 1- 0            |       | 1- 0              |   | HOME           |       | 0- 0                       |   | 3- 0                      |       |          |   |                 |       |           |  |               |  |
| 2- 1                |   | 0- 1            |       | 0- 0              |   | AWAY           |       | 1- 0                       |   | 1- 0                      |       |          |   |                 |       |           |  |               |  |
| 5- 1                |   | 1- 1            |       | 1- 0              |   | NEUTRAL        |       | 1- 0                       |   | 2- 0                      |       |          |   |                 |       |           |  |               |  |
| 14- 5               |   | 0- 3            |       | 5- 0              |   | CONFERENCE     |       | 6- 2                       |   | 3- 0                      |       |          |   |                 |       |           |  |               |  |
| 7- 1                |   | 0- 1            |       | 1- 0              |   | HOME           |       | 4- 0                       |   | 2- 0                      |       |          |   |                 |       |           |  |               |  |
| 5- 3                |   | 0- 1            |       | 2- 0              |   | AWAY           |       | 2- 2                       |   | 1- 0                      |       |          |   |                 |       |           |  |               |  |
| 2- 1                |   | 0- 1            |       | 2- 0              |   | NEUTRAL        |       | 0- 0                       |   | 0- 0                      |       |          |   |                 |       |           |  |               |  |
| RPI 1-25            |   | Team's RPI: 10  |       | RPI 26-50         |   | RPI 51-100     |       | RPI 101+                   |   |                           |       |          |   |                 |       |           |  |               |  |
| RPI                 | S | Opponent        | Score | RPI               | S | Opponent       | Score | RPI                        | S | Opponent                  | Score | RPI      | S | Opponent        | Score |           |  |               |  |
| 4                   | N | Maryl and       | 63 82 | 30                | A | Kansas St.     | 79 70 | 52                         | A | Texas                     | 72 64 | 103      | N | Northern Ari z. | 74 56 |           |  |               |  |
| 6                   | A | LSU             | 57 88 | 30                | N | Kansas St.     | 79 74 | 52                         | H | Texas                     | 61 48 | 116      | A | Army            | 85 68 |           |  |               |  |
| 7                   | A | Okl ahoma       | 77 81 | 32                | N | New Mexi co    | 87 67 | 54                         | A | Indi ana                  | 74 62 | 157      | H | Tex. A&M-Corp.  | 92 64 |           |  |               |  |
| 7                   | H | Okl ahoma       | 70 73 | 38                | A | Texas A&M      | 84 59 | 64                         | A | Texas Tech                | 62 64 | Chris    |   |                 |       |           |  |               |  |
| 7                   | N | Okl ahoma       | 61 72 | 38                | H | Texas A&M      | 60 49 | 64                         | H | Texas Tech                | 73 60 | 183      | N | Marshall        | 74 47 |           |  |               |  |
| 12                  | N | Georgi a        | 84 72 | 38                | N | Texas A&M      | 53 52 | 65                         | A | Mi ssouri                 | 61 64 | 198      | H | Col orado       | 86 40 |           |  |               |  |
| 21                  | H | UCLA            | 93 85 | 44                | H | Washi ngton    | 81 74 | 66                         | N | Cal i forni a             | 75 58 | 220      | H | McNeese St.     | 72 36 |           |  |               |  |
|                     |   |                 |       |                   |   |                |       | 70                         | A | Iowa St.                  | 79 64 | 222      | A | Okl ahoma St.   | 81 54 |           |  |               |  |
|                     |   |                 |       |                   |   |                |       | 73                         | H | Nebraska                  | 91 69 | 222      | H | Okl ahoma St.   | 57 26 |           |  |               |  |
|                     |   |                 |       |                   |   |                |       | 99                         | H | Kansas                    | 90 40 | 292      | H | Sam Houston St. | 82 42 |           |  |               |  |
|                     |   |                 |       |                   |   |                |       | LAST 10 Divi sion I GAMES: |   |                           |       |          |   |                 |       |           |  |               |  |
|                     |   |                 |       |                   |   |                |       | 4                          | N | Maryl and                 | 63 82 | 30       | N | Kansas St.      | 79 74 |           |  |               |  |
|                     |   |                 |       |                   |   |                |       | 32                         | N | New Mexico                | 87 67 | 52       | A | Texas           | 72 64 |           |  |               |  |
|                     |   |                 |       |                   |   |                |       | 103                        | N | Northern Ari z.           | 74 56 | 30       | A | Kansas St.      | 79 70 |           |  |               |  |
|                     |   |                 |       |                   |   |                |       | 7                          | N | Okl ahoma                 | 61 72 | 198      | H | Col orado       | 86 40 |           |  |               |  |
|                     |   |                 |       |                   |   |                |       | 38                         | N | Texas A&M                 | 53 52 | 64       | H | Texas Tech      | 73 60 |           |  |               |  |

Non-Div I Games:

Baylor

Loss, Non-Conf, S Site, H Home A Away N Neutral

|                       |                  |                 |       |                     |       |                |                  |                      |       |                           |       |             |                     |             |       |                     |       |               |                     |             |  |
|-----------------------|------------------|-----------------|-------|---------------------|-------|----------------|------------------|----------------------|-------|---------------------------|-------|-------------|---------------------|-------------|-------|---------------------|-------|---------------|---------------------|-------------|--|
| Average RPI Win: 251  |                  | WON-LOST RECORD |       | WINNING PCT. RANK   |       | LAST 10 GAMES  |                  | STRENGTH OF SCHEDULE |       | OPP. STRENGTH OF SCHEDULE |       | TEAM RPI    |                     | ADJ. RPI    |       | CONF. RPI           |       | ADJ CONF. RPI |                     |             |  |
| Average RPI Loss: 170 |                  |                 |       |                     |       |                |                  |                      |       |                           |       |             |                     |             |       |                     |       |               |                     |             |  |
| DIV. I ONLY           |                  | 22- 8           |       | 36                  |       | 7- 3           |                  | 309                  |       | 285                       |       | 125         |                     | 125         |       | 25                  |       | 27            |                     |             |  |
| DIV. I NON-CONF.      |                  | 7- 5            |       | 118                 |       | 1- 2           |                  | 312                  |       | 224                       |       | 231         |                     | 232         |       | 30                  |       | 30            |                     |             |  |
| TOTALS                |                  | RPI 1-25        |       | RPI 26-50           |       | W-L RECORDS    |                  | RPI 51-100           |       |                           |       | RPI 100+    |                     |             |       |                     |       |               |                     |             |  |
| 22- 8                 |                  | 0- 0            |       | 0- 0                |       | OVERALL        |                  | 0- 2                 |       |                           |       | 22- 6       |                     |             |       |                     |       |               |                     |             |  |
| 11- 1                 |                  | 0- 0            |       | 0- 0                |       | HOME           |                  | 0- 1                 |       |                           |       | 11- 0       |                     |             |       |                     |       |               |                     |             |  |
| 8- 6                  |                  | 0- 0            |       | 0- 0                |       | AWAY           |                  | 0- 1                 |       |                           |       | 8- 5        |                     |             |       |                     |       |               |                     |             |  |
| 3- 1                  |                  | 0- 0            |       | 0- 0                |       | NEUTRAL        |                  | 0- 0                 |       |                           |       | 3- 1        |                     |             |       |                     |       |               |                     |             |  |
| 7- 5                  |                  | 0- 0            |       | 0- 0                |       | NON-CONFERENCE |                  | 0- 2                 |       |                           |       | 7- 3        |                     |             |       |                     |       |               |                     |             |  |
| 3- 1                  |                  | 0- 0            |       | 0- 0                |       | HOME           |                  | 0- 1                 |       |                           |       | 3- 0        |                     |             |       |                     |       |               |                     |             |  |
| 2- 4                  |                  | 0- 0            |       | 0- 0                |       | AWAY           |                  | 0- 1                 |       |                           |       | 2- 3        |                     |             |       |                     |       |               |                     |             |  |
| 2- 0                  |                  | 0- 0            |       | 0- 0                |       | NEUTRAL        |                  | 0- 0                 |       |                           |       | 2- 0        |                     |             |       |                     |       |               |                     |             |  |
| 15- 3                 |                  | 0- 0            |       | 0- 0                |       | CONFERENCE     |                  | 0- 0                 |       |                           |       | 15- 3       |                     |             |       |                     |       |               |                     |             |  |
| 8- 0                  |                  | 0- 0            |       | 0- 0                |       | HOME           |                  | 0- 0                 |       |                           |       | 8- 0        |                     |             |       |                     |       |               |                     |             |  |
| 6- 2                  |                  | 0- 0            |       | 0- 0                |       | AWAY           |                  | 0- 0                 |       |                           |       | 6- 2        |                     |             |       |                     |       |               |                     |             |  |
| 1- 1                  |                  | 0- 0            |       | 0- 0                |       | NEUTRAL        |                  | 0- 0                 |       |                           |       | 1- 1        |                     |             |       |                     |       |               |                     |             |  |
| RPI 1-25              |                  | RPI 26-50       |       | RPI 51-100          |       | RPI 101+       |                  | Team's RPI: 125      |       |                           |       |             |                     |             |       |                     |       |               |                     |             |  |
| RPI S                 | Opponent         | Score           | RPI S | Opponent            | Score | RPI S          | Opponent         | Score                | RPI S | Opponent                  | Score | RPI S       | Opponent            | Score       | RPI S | Opponent            | Score | RPI S         | Opponent            | Score       |  |
| 54                    | H Indiana        | 51 68           | 135   | A Fla. Atlantic     | 71 50 | 54             | H Indiana        | 51 68                | 135   | H Fla. Atlantic           | 78 71 | 54          | H Indiana           | 51 68       | 135   | H Fla. Atlantic     | 78 71 | 54            | H Indiana           | 51 68       |  |
| 78                    | A Tennessee Tech | 55 56           | 135   | A East Tenn. St.    | 52 66 | 78             | A Tennessee Tech | 55 56                | 135   | H East Tenn. St.          | 70 50 | 78          | A Tennessee Tech    | 55 56       | 135   | A Va. Commonweal th | 70 72 | 78            | A Tennessee Tech    | 55 56       |  |
|                       |                  |                 | 161   | H East Tenn. St.    | 70 50 |                |                  |                      | 161   | A Radford                 | 67 71 | 161         | H East Tenn. St.    | 70 50       | 161   | A Radford           | 67 71 | 161           | H East Tenn. St.    | 70 50       |  |
|                       |                  |                 | 163   | A Va. Commonweal th | 70 72 |                |                  |                      | 163   | A Radford                 | 67 71 | 163         | A Va. Commonweal th | 70 72       | 163   | A Radford           | 67 71 | 163           | A Va. Commonweal th | 70 72       |  |
|                       |                  |                 | 172   | A Radford           | 67 71 |                |                  |                      | 172   | A Radford                 | 67 71 | 172         | A Radford           | 67 71       | 172   | A Radford           | 67 71 | 172           | A Radford           | 67 71       |  |
|                       |                  |                 | 174   | N Austin Peay       | 64 60 |                |                  |                      | 174   | N Austin Peay             | 64 60 | 174         | N Austin Peay       | 64 60       | 174   | N Austin Peay       | 64 60 | 174           | N Austin Peay       | 64 60       |  |
|                       |                  |                 | 186   | N Clemson           | 85 62 |                |                  |                      | 186   | N Clemson                 | 85 62 | 186         | N Clemson           | 85 62       | 186   | N Clemson           | 85 62 | 186           | N Clemson           | 85 62       |  |
|                       |                  |                 | 218   | A Gardner-Webb      | 85 70 |                |                  |                      | 218   | A Gardner-Webb            | 85 70 | 218         | A Gardner-Webb      | 85 70       | 218   | A Gardner-Webb      | 85 70 | 218           | A Gardner-Webb      | 85 70       |  |
|                       |                  |                 | 218   | H Gardner-Webb      | 63 50 |                |                  |                      | 218   | H Gardner-Webb            | 63 50 | 218         | H Gardner-Webb      | 63 50       | 218   | H Gardner-Webb      | 63 50 | 218           | H Gardner-Webb      | 63 50       |  |
|                       |                  |                 | 218   | N Gardner-Webb      | 60 72 |                |                  |                      | 218   | N Gardner-Webb            | 60 72 | 218         | N Gardner-Webb      | 60 72       | 218   | N Gardner-Webb      | 60 72 | 218           | N Gardner-Webb      | 60 72       |  |
|                       |                  |                 | 250   | A Eastern Ky.       | 86 82 |                |                  |                      | 250   | A Eastern Ky.             | 86 82 | 250         | A Eastern Ky.       | 86 82       | 250   | A Eastern Ky.       | 86 82 | 250           | A Eastern Ky.       | 86 82       |  |
|                       |                  |                 | 252   | A Mercer            | 62 64 |                |                  |                      | 252   | A Mercer                  | 62 64 | 252         | A Mercer            | 62 64       | 252   | A Mercer            | 62 64 | 252           | A Mercer            | 62 64       |  |
|                       |                  |                 | 252   | H Mercer            | 66 55 |                |                  |                      | 252   | H Mercer                  | 66 55 | 252         | H Mercer            | 66 55       | 252   | H Mercer            | 66 55 | 252           | H Mercer            | 66 55       |  |
|                       |                  |                 | 259   | A Campbell I        | 61 56 |                |                  |                      | 259   | A Campbell I              | 61 56 | 259         | A Campbell I        | 61 56       | 259   | A Campbell I        | 61 56 | 259           | A Campbell I        | 61 56       |  |
|                       |                  |                 | 259   | H Campbell I        | 70 60 |                |                  |                      | 259   | H Campbell I              | 70 60 | 259         | H Campbell I        | 70 60       | 259   | H Campbell I        | 70 60 | 259           | H Campbell I        | 70 60       |  |
|                       |                  |                 | 260   | A North Fla.        | 50 58 |                |                  |                      | 260   | A North Fla.              | 50 58 | 260         | A North Fla.        | 50 58       | 260   | A North Fla.        | 50 58 | 260           | A North Fla.        | 50 58       |  |
|                       |                  |                 | 260   | H North Fla.        | 68 48 |                |                  |                      | 260   | H North Fla.              | 68 48 | 260         | H North Fla.        | 68 48       | 260   | H North Fla.        | 68 48 | 260           | H North Fla.        | 68 48       |  |
|                       |                  |                 | 273   | A Stetson           | 76 55 |                |                  |                      | 273   | A Stetson                 | 76 55 | 273         | A Stetson           | 76 55       | 273   | A Stetson           | 76 55 | 273           | A Stetson           | 76 55       |  |
|                       |                  |                 | 273   | H Stetson           | 65 26 |                |                  |                      | 273   | H Stetson                 | 65 26 | 273         | H Stetson           | 65 26       | 273   | H Stetson           | 65 26 | 273           | H Stetson           | 65 26       |  |
|                       |                  |                 | 273   | N Stetson           | 63 49 |                |                  |                      | 273   | N Stetson                 | 63 49 | 273         | N Stetson           | 63 49       | 273   | N Stetson           | 63 49 | 273           | N Stetson           | 63 49       |  |
|                       |                  |                 | 298   | A Jacksonville      | 66 59 |                |                  |                      | 298   | A Jacksonville            | 66 59 | 298         | A Jacksonville      | 66 59       | 298   | A Jacksonville      | 66 59 | 298           | A Jacksonville      | 66 59       |  |
|                       |                  |                 | 298   | H Jacksonville      | 72 56 |                |                  |                      | 298   | H Jacksonville            | 72 56 | 298         | H Jacksonville      | 72 56       | 298   | H Jacksonville      | 72 56 | 298           | H Jacksonville      | 72 56       |  |
|                       |                  |                 | 312   | A Lipscomb          | 72 64 |                |                  |                      | 312   | A Lipscomb                | 72 64 | 312         | A Lipscomb          | 72 64       | 312   | A Lipscomb          | 72 64 | 312           | A Lipscomb          | 72 64       |  |
|                       |                  |                 | 312   | H Lipscomb          | 77 49 |                |                  |                      | 312   | H Lipscomb                | 77 49 | 312         | H Lipscomb          | 77 49       | 312   | H Lipscomb          | 77 49 | 312           | H Lipscomb          | 77 49       |  |
|                       |                  |                 | 325   | A Kennesaw St.      | 61 52 |                |                  |                      | 325   | A Kennesaw St.            | 61 52 | 325         | A Kennesaw St.      | 61 52       | 325   | A Kennesaw St.      | 61 52 | 325           | A Kennesaw St.      | 61 52       |  |
|                       |                  |                 | 325   | H Kennesaw St.      | 73 58 |                |                  |                      | 325   | H Kennesaw St.            | 73 58 | 325         | H Kennesaw St.      | 73 58       | 325   | H Kennesaw St.      | 73 58 | 325           | H Kennesaw St.      | 73 58       |  |
|                       |                  |                 | 329   | H Tennessee St.     | 75 54 |                |                  |                      | 329   | H Tennessee St.           | 75 54 | 329         | H Tennessee St.     | 75 54       | 329   | H Tennessee St.     | 75 54 | 329           | H Tennessee St.     | 75 54       |  |
| LAST 10 Div           |                  | LAST 10 Div     |       | LAST 10 Div         |       | LAST 10 Div    |                  | LAST 10 Div          |       | LAST 10 Div               |       | LAST 10 Div |                     | LAST 10 Div |       | LAST 10 Div         |       | LAST 10 Div   |                     | LAST 10 Div |  |
| 78                    | A Tennessee Tech | 55 56           | 298   | A Jacksonville      | 66 59 | 78             | A Tennessee Tech | 55 56                | 298   | A Jacksonville            | 66 59 | 78          | A Tennessee Tech    | 55 56       | 298   | A Jacksonville      | 66 59 | 78            | A Tennessee Tech    | 55 56       |  |
| 218                   | N Gardner-Webb   | 60 72           | 260   | A North Fla.        | 50 58 | 218            | N Gardner-Webb   | 60 72                | 260   | A North Fla.              | 50 58 | 218         | N Gardner-Webb      | 60 72       | 260   | A North Fla.        | 50 58 | 218           | N Gardner-Webb      | 60 72       |  |
| 273                   | N Stetson        | 63 49           | 161   | H East Tenn. St.    | 70 50 | 273            | N Stetson        | 63 49                | 161   | H East Tenn. St.          | 70 50 | 273         | N Stetson           | 63 49       | 161   | H East Tenn. St.    | 70 50 | 273           | N Stetson           | 63 49       |  |
| 135                   | H Fla. Atlantic  | 78 71           | 325   | H Kennesaw St.      | 73 58 | 135            | H Fla. Atlantic  | 78 71                | 325   | H Kennesaw St.            | 73 58 | 135         | H Fla. Atlantic     | 78 71       | 325   | H Kennesaw St.      | 73 58 | 135           | H Fla. Atlantic     | 78 71       |  |
| 312                   | A Lipscomb       | 72 64           | 218   | A Gardner-Webb      | 85 70 | 312            | A Lipscomb       | 72 64                | 218   | A Gardner-Webb            | 85 70 | 312         | A Lipscomb          | 72 64       | 218   | A Gardner-Webb      | 85 70 | 312           | A Lipscomb          | 72 64       |  |

Belmont

Belmont

### Non-Div l Games:

Bel mont

Loss, Non-Conf, S Site, H Home A Away N Neutral

|                             |           |                           |                 |            |                   |                  |                    |                      |          |                           |       |          |          |           |               |  |    |  |
|-----------------------------|-----------|---------------------------|-----------------|------------|-------------------|------------------|--------------------|----------------------|----------|---------------------------|-------|----------|----------|-----------|---------------|--|----|--|
| Through Games of 2008 Final |           |                           |                 |            |                   |                  |                    |                      |          |                           |       |          |          |           |               |  |    |  |
| Average RPI Win:            |           | 296                       | WON-LOST RECORD |            | WINNING PCT. RANK | LAST 10 GAMES    |                    | STRENGTH OF SCHEDULE |          | OPP. STRENGTH OF SCHEDULE |       | TEAM RPI | ADJ. RPI | CONF. RPI | ADJ CONF. RPI |  |    |  |
| Average RPI Loss:           |           | 225                       |                 |            |                   |                  |                    |                      |          |                           |       |          |          |           |               |  |    |  |
| DIV. I ONLY                 |           | 6- 23                     | 302             |            | 2- 8              |                  | 318                |                      | 330      |                           | 325   |          | 327      |           | 30            |  | 30 |  |
| DIV. I NON-CONF.            |           | 1- 8                      | 307             |            | 0- 1              |                  | 306                |                      | 317      |                           | 325   |          | 325      |           | 31            |  | 31 |  |
| TOTALS                      |           | RPI 1-25                  | RPI 26-50       |            | W-L RECORDS       |                  | RPI 51-100         |                      | RPI 100+ |                           |       |          |          |           |               |  |    |  |
| 6- 23                       |           | 0- 1                      | 0- 0            |            | OVERALL           |                  | 0- 1               |                      | 6- 21    |                           |       |          |          |           |               |  |    |  |
| 3- 9                        |           | 0- 0                      | 0- 0            |            | HOME              |                  | 0- 0               |                      | 3- 9     |                           |       |          |          |           |               |  |    |  |
| 2- 12                       |           | 0- 1                      | 0- 0            |            | AWAY              |                  | 0- 1               |                      | 2- 10    |                           |       |          |          |           |               |  |    |  |
| 1- 2                        |           | 0- 0                      | 0- 0            |            | NEUTRAL           |                  | 0- 0               |                      | 1- 2     |                           |       |          |          |           |               |  |    |  |
| 1- 8                        |           | 0- 1                      | 0- 0            |            | NON-CONFERENCE    |                  | 0- 1               |                      | 1- 6     |                           |       |          |          |           |               |  |    |  |
| 1- 2                        |           | 0- 0                      | 0- 0            |            | HOME              |                  | 0- 0               |                      | 1- 2     |                           |       |          |          |           |               |  |    |  |
| 0- 6                        |           | 0- 1                      | 0- 0            |            | AWAY              |                  | 0- 1               |                      | 0- 4     |                           |       |          |          |           |               |  |    |  |
| 0- 0                        |           | 0- 0                      | 0- 0            |            | NEUTRAL           |                  | 0- 0               |                      | 0- 0     |                           |       |          |          |           |               |  |    |  |
| 5- 15                       |           | 0- 0                      | 0- 0            |            | CONFERENCE        |                  | 0- 0               |                      | 5- 15    |                           |       |          |          |           |               |  |    |  |
| 2- 7                        |           | 0- 0                      | 0- 0            |            | HOME              |                  | 0- 0               |                      | 2- 7     |                           |       |          |          |           |               |  |    |  |
| 2- 6                        |           | 0- 0                      | 0- 0            |            | AWAY              |                  | 0- 0               |                      | 2- 6     |                           |       |          |          |           |               |  |    |  |
| 1- 2                        |           | 0- 0                      | 0- 0            |            | NEUTRAL           |                  | 0- 0               |                      | 1- 2     |                           |       |          |          |           |               |  |    |  |
| RPI 1-25                    |           | RPI 26-50                 |                 | RPI 51-100 |                   | Team's RPI : 327 |                    |                      |          |                           |       |          |          |           |               |  |    |  |
| RPI S                       | Opponent  | Score                     | RPI S           | Opponent   | Score             | RPI S            | Opponent           | Score                | RPI S    | Opponent                  | Score |          |          |           |               |  |    |  |
| 9                           | A Rutgers | 48 73                     |                 |            |                   | 94               | A South Carolina   | 26 87                | 108      | A Coppin St.              | 32 56 |          |          |           |               |  |    |  |
|                             |           |                           |                 |            |                   |                  |                    |                      | 108      | H Coppin St.              | 56 70 |          |          |           |               |  |    |  |
|                             |           |                           |                 |            |                   |                  |                    |                      | 124      | A Delaware St.            | 29 70 |          |          |           |               |  |    |  |
|                             |           |                           |                 |            |                   |                  |                    |                      | 124      | H Delaware St.            | 47 48 |          |          |           |               |  |    |  |
|                             |           |                           |                 |            |                   |                  |                    |                      | 135      | H Fla. Atlantic           | 46 80 |          |          |           |               |  |    |  |
|                             |           |                           |                 |            |                   |                  |                    |                      | 236      | A Howard                  | 63 67 |          |          |           |               |  |    |  |
|                             |           |                           |                 |            |                   |                  |                    |                      | 236      | H Howard                  | 78 99 |          |          |           |               |  |    |  |
|                             |           |                           |                 |            |                   |                  |                    |                      | 247      | A Md. -East. Shore        | 50 87 |          |          |           |               |  |    |  |
|                             |           |                           |                 |            |                   |                  |                    |                      | 247      | H Md. -East. Shore        | 60 67 |          |          |           |               |  |    |  |
|                             |           |                           |                 |            |                   |                  |                    |                      | 247      | N Md. -East. Shore        | 41 51 |          |          |           |               |  |    |  |
|                             |           |                           |                 |            |                   |                  |                    |                      | 260      | A North Fla.              | 45 47 |          |          |           |               |  |    |  |
|                             |           |                           |                 |            |                   |                  |                    |                      | 260      | H North Fla.              | 55 53 |          |          |           |               |  |    |  |
|                             |           |                           |                 |            |                   |                  |                    |                      | 273      | A Stetson                 | 51 68 |          |          |           |               |  |    |  |
|                             |           |                           |                 |            |                   |                  |                    |                      | 283      | H South Carolina St.      | 61 71 |          |          |           |               |  |    |  |
|                             |           |                           |                 |            |                   |                  |                    |                      | 283      | N South Carolina St.      | 49 66 |          |          |           |               |  |    |  |
|                             |           |                           |                 |            |                   |                  |                    |                      | 290      | A Florida A&M             | 50 54 |          |          |           |               |  |    |  |
|                             |           |                           |                 |            |                   |                  |                    |                      | 290      | H Florida A&M             | 53 46 |          |          |           |               |  |    |  |
|                             |           |                           |                 |            |                   |                  |                    |                      | 295      | A N. C. A&T               | 49 66 |          |          |           |               |  |    |  |
|                             |           |                           |                 |            |                   |                  |                    |                      | 295      | H N. C. A&T               | 56 81 |          |          |           |               |  |    |  |
|                             |           |                           |                 |            |                   |                  |                    |                      | 295      | N N. C. A&T               | 68 48 |          |          |           |               |  |    |  |
|                             |           |                           |                 |            |                   |                  |                    |                      | 297      | H Hampton                 | 77 71 |          |          |           |               |  |    |  |
|                             |           |                           |                 |            |                   |                  |                    |                      | 298      | A Jacksonville            | 40 69 |          |          |           |               |  |    |  |
|                             |           |                           |                 |            |                   |                  |                    |                      | 306      | A Norfolk St.             | 66 59 |          |          |           |               |  |    |  |
|                             |           |                           |                 |            |                   |                  |                    |                      | 330      | A Morgan St.              | 66 64 |          |          |           |               |  |    |  |
|                             |           |                           |                 |            |                   |                  |                    |                      | 330      | H Morgan St.              | 54 66 |          |          |           |               |  |    |  |
|                             |           |                           |                 |            |                   |                  |                    |                      | 332      | A Savannah St.            | 75 79 |          |          |           |               |  |    |  |
|                             |           |                           |                 |            |                   |                  |                    |                      | 332      | H Savannah St.            | 62 65 |          |          |           |               |  |    |  |
|                             |           | LAST 10 Division I GAMES: |                 |            |                   |                  |                    |                      |          |                           |       |          |          |           |               |  |    |  |
|                             |           |                           |                 |            |                   | 247              | N Md. -East. Shore | 41 51                | 332      | A Savannah St.            | 75 79 |          |          |           |               |  |    |  |
|                             |           |                           |                 |            |                   | 295              | N N. C. A&T        | 68 48                | 247      | A Md. -East. Shore        | 50 87 |          |          |           |               |  |    |  |
|                             |           |                           |                 |            |                   | 290              | A Florida A&M      | 50 54                | 236      | A Howard                  | 63 67 |          |          |           |               |  |    |  |
|                             |           |                           |                 |            |                   | 306              | A Norfolk St.      | 66 59                | 283      | H South Carolina St.      | 61 71 |          |          |           |               |  |    |  |
|                             |           |                           |                 |            |                   | 124              | H Delaware St.     | 47 48                | 295      | H N. C. A&T               | 56 81 |          |          |           |               |  |    |  |

Bethune-Cookman

|                           |  |  |  |                      |  |                             |  |                        |  |                        |  |                           |  |                           |  |                   |  |                             |  |                                 |  |
|---------------------------|--|--|--|----------------------|--|-----------------------------|--|------------------------|--|------------------------|--|---------------------------|--|---------------------------|--|-------------------|--|-----------------------------|--|---------------------------------|--|
| Average RPI Win: 205      |  |  |  | WON-LOST RECORD      |  | WINNING PCT. RANK           |  | LAST 10 GAMES          |  | STRENGTH OF SCHEDULE   |  | OPP. STRENGTH OF SCHEDULE |  | TEAM RPI                  |  | ADJ. RPI          |  | CONF. RPI                   |  | ADJ CONF. RPI                   |  |
| Average RPI Loss: 117     |  |  |  |                      |  |                             |  |                        |  |                        |  |                           |  |                           |  |                   |  |                             |  |                                 |  |
| DIV. I ONLY               |  |  |  | 17- 12               |  | 110                         |  | 5- 5                   |  | 132                    |  | 160                       |  | 111                       |  | 112               |  | 10                          |  | 11                              |  |
| DIV. I NON-CONF.          |  |  |  | 7- 4                 |  | 94                          |  | 0- 0                   |  | 272                    |  | 285                       |  | 163                       |  | 168               |  | 12                          |  | 13                              |  |
| TOTALS                    |  |  |  | RPI 1-25             |  | RPI 26-50                   |  | W-L RECORDS            |  | RPI 51-100             |  |                           |  | RPI 100+                  |  |                   |  |                             |  |                                 |  |
| 17- 12                    |  |  |  | 0- 0                 |  | 1- 4                        |  | OVERALL                |  | 0- 3                   |  |                           |  | 16- 5                     |  |                   |  |                             |  |                                 |  |
| 11- 2                     |  |  |  | 0- 0                 |  | 1- 1                        |  | HOME                   |  | 0- 1                   |  |                           |  | 10- 0                     |  |                   |  |                             |  |                                 |  |
| 5- 10                     |  |  |  | 0- 0                 |  | 0- 3                        |  | AWAY                   |  | 0- 2                   |  |                           |  | 5- 5                      |  |                   |  |                             |  |                                 |  |
| 1- 0                      |  |  |  | 0- 0                 |  | 0- 0                        |  | NEUTRAL                |  | 0- 0                   |  |                           |  | 1- 0                      |  |                   |  |                             |  |                                 |  |
| 7- 4                      |  |  |  | 0- 0                 |  | 0- 0                        |  | NON-CONFERENCE         |  | 0- 1                   |  |                           |  | 7- 3                      |  |                   |  |                             |  |                                 |  |
| 5- 0                      |  |  |  | 0- 0                 |  | 0- 0                        |  | HOME                   |  | 0- 0                   |  |                           |  | 5- 0                      |  |                   |  |                             |  |                                 |  |
| 2- 4                      |  |  |  | 0- 0                 |  | 0- 0                        |  | AWAY                   |  | 0- 1                   |  |                           |  | 2- 3                      |  |                   |  |                             |  |                                 |  |
| 0- 0                      |  |  |  | 0- 0                 |  | 0- 0                        |  | NEUTRAL                |  | 0- 0                   |  |                           |  | 0- 0                      |  |                   |  |                             |  |                                 |  |
| 10- 8                     |  |  |  | 0- 0                 |  | 1- 4                        |  | CONFERENCE             |  | 0- 2                   |  |                           |  | 9- 2                      |  |                   |  |                             |  |                                 |  |
| 6- 2                      |  |  |  | 0- 0                 |  | 1- 1                        |  | HOME                   |  | 0- 1                   |  |                           |  | 5- 0                      |  |                   |  |                             |  |                                 |  |
| 3- 6                      |  |  |  | 0- 0                 |  | 0- 3                        |  | AWAY                   |  | 0- 1                   |  |                           |  | 3- 2                      |  |                   |  |                             |  |                                 |  |
| 1- 0                      |  |  |  | 0- 0                 |  | 0- 0                        |  | NEUTRAL                |  | 0- 0                   |  |                           |  | 1- 0                      |  |                   |  |                             |  |                                 |  |
| RPI 1-25                  |  |  |  | RPI 26-50            |  | RPI 51-100                  |  | RPI 101+               |  | Team's RPI: 112        |  |                           |  |                           |  |                   |  |                             |  |                                 |  |
| RPI S Opponent Score      |  |  |  | RPI S Opponent Score |  | RPI S Opponent Score        |  | RPI S Opponent Score   |  | RPI S Opponent Score   |  |                           |  |                           |  |                   |  |                             |  |                                 |  |
| 28 A Hartford 56 66       |  |  |  | 28 A Hartford 46 57  |  | 28 H Hartford 64 65         |  | 46 A Stony Brook 53 68 |  | 46 H Stony Brook 65 64 |  | 79 A Boston U. 68 77      |  | 79 H Boston U. 65 77      |  | 99 A Kansas 53 77 |  | 129 H Canisius 93 86        |  | 160 A New Hampshire 49 55       |  |
|                           |  |  |  |                      |  |                             |  |                        |  |                        |  |                           |  |                           |  |                   |  | 160 H New Hampshire 74 54   |  | 176 A UMBC 37 63                |  |
|                           |  |  |  |                      |  |                             |  |                        |  |                        |  |                           |  |                           |  |                   |  | 176 H UMBC 61 52            |  | 176 N UMBC 72 66                |  |
|                           |  |  |  |                      |  |                             |  |                        |  |                        |  |                           |  |                           |  |                   |  | 179 A Syracuse 74 52        |  | 183 A Marshall 77 68            |  |
|                           |  |  |  |                      |  |                             |  |                        |  |                        |  |                           |  |                           |  |                   |  | 200 A Vermont 84 49         |  | 200 H Vermont 67 50             |  |
|                           |  |  |  |                      |  |                             |  |                        |  |                        |  |                           |  |                           |  |                   |  | 206 H La Salle 84 70        |  | 207 A Morehead St. 61 66        |  |
|                           |  |  |  |                      |  |                             |  |                        |  |                        |  |                           |  |                           |  |                   |  | 209 A Harvard 62 71         |  | 221 A Maine 66 56               |  |
|                           |  |  |  |                      |  |                             |  |                        |  |                        |  |                           |  |                           |  |                   |  | 221 H Maine 69 64           |  | 264 A Fairleigh Dickinson 64 75 |  |
|                           |  |  |  |                      |  |                             |  |                        |  |                        |  |                           |  |                           |  |                   |  | 269 H Colgate 82 61         |  | 270 H Cornell 75 60             |  |
|                           |  |  |  |                      |  |                             |  |                        |  |                        |  |                           |  |                           |  |                   |  | 277 H Lehigh 72 48          |  | 289 A Albany (N. Y. ) 77 56     |  |
|                           |  |  |  |                      |  |                             |  |                        |  |                        |  |                           |  |                           |  |                   |  | 289 H Albany (N. Y. ) 70 49 |  |                                 |  |
| LAST 10 Division I GAMES: |  |  |  | 28 A Hartford 46 57  |  | 28 A Hartford 56 66         |  | 176 N UMBC 72 66       |  | 79 H Boston U. 65 77   |  | 46 A Stony Brook 53 68    |  | 160 A New Hampshire 49 55 |  | 221 H Maine 69 64 |  |                             |  |                                 |  |
|                           |  |  |  | 200 A Vermont 84 49  |  | 289 A Albany (N. Y. ) 77 56 |  | 176 H UMBC 61 52       |  |                        |  |                           |  |                           |  |                   |  |                             |  |                                 |  |

B  
i  
n  
g  
h  
a  
m  
t  
o  
nB  
i  
n  
g  
h  
a  
m  
t  
o  
n

### Non-Div l Games:

Bi nghamton

■ Loss, ■ Non-Conf, S Site, H Home A Away N Neutral

|                      |            |                 |                   |                |                      |                           |                        |                 |           |               |
|----------------------|------------|-----------------|-------------------|----------------|----------------------|---------------------------|------------------------|-----------------|-----------|---------------|
| Average RPI Win: 243 |            | WON-LOST RECORD | WINNING PCT. RANK | LAST 10 GAMES  | STRENGTH OF SCHEDULE | OPP. STRENGTH OF SCHEDULE | TEAM RPI               | ADJ. RPI        | CONF. RPI | ADJ CONF. RPI |
| DIV. I ONLY          |            | 11- 16          | 212               | 5- 5           | 271                  | 206                       | 248                    | 248             | 14        | 14            |
| DIV. I NON-CONF.     |            | 5- 7            | 196               | 1- 0           | 317                  | 295                       | 287                    | 287             | 15        | 15            |
| TOTALS               |            | RPI 1-25        | RPI 26-50         | W-L RECORDS    | RPI 51-100           | RPI 100+                  |                        |                 |           |               |
| 11- 16               |            | 0- 0            | 0- 2              | OVERALL        | 0- 3                 | 11- 11                    |                        |                 |           |               |
| 4- 6                 |            | 0- 0            | 0- 1              | HOME           | 0- 1                 | 4- 4                      |                        |                 |           |               |
| 4- 9                 |            | 0- 0            | 0- 1              | AWAY           | 0- 2                 | 4- 6                      |                        |                 |           |               |
| 3- 1                 |            | 0- 0            | 0- 0              | NEUTRAL        | 0- 0                 | 3- 1                      |                        |                 |           |               |
| 5- 7                 |            | 0- 0            | 0- 0              | NON-CONFERENCE | 0- 1                 | 5- 6                      |                        |                 |           |               |
| 1- 2                 |            | 0- 0            | 0- 0              | HOME           | 0- 0                 | 1- 2                      |                        |                 |           |               |
| 1- 4                 |            | 0- 0            | 0- 0              | AWAY           | 0- 1                 | 1- 3                      |                        |                 |           |               |
| 3- 1                 |            | 0- 0            | 0- 0              | NEUTRAL        | 0- 0                 | 3- 1                      |                        |                 |           |               |
| 6- 9                 |            | 0- 0            | 0- 2              | CONFERENCE     | 0- 2                 | 6- 5                      |                        |                 |           |               |
| 3- 4                 |            | 0- 0            | 0- 1              | HOME           | 0- 1                 | 3- 2                      |                        |                 |           |               |
| 3- 5                 |            | 0- 0            | 0- 1              | AWAY           | 0- 1                 | 3- 3                      |                        |                 |           |               |
| 0- 0                 |            | 0- 0            | 0- 0              | NEUTRAL        | 0- 0                 | 0- 0                      |                        |                 |           |               |
| RPI 1-25             |            | RPI 26-50       |                   | RPI 51-100     |                      | RPI 101+                  |                        | Team's RPI: 248 |           |               |
| RPI S                | Opponent   | Score           | RPI S             | Opponent       | Score                | RPI S                     | Opponent               | Score           |           |               |
| 49                   | A Li berty | 47 60           | 87                | A Hi gh Poi nt | 62 72                | 109                       | H Samford              | 49 54           |           |               |
| 49                   | H Li berty | 40 51           | 87                | H Hi gh Poi nt | 56 71                | 135                       | N Fla. Atlantic        | 74 66           |           |               |
|                      |            |                 | 99                | A Kansas       | 50 72                | 148                       | A Coastal Caro.        | 57 70           |           |               |
|                      |            |                 |                   |                |                      | 148                       | A Coastal Caro.        | 35 50           |           |               |
|                      |            |                 |                   |                |                      | 148                       | H Coastal Caro.        | 59 63           |           |               |
|                      |            |                 |                   |                |                      | 157                       | A Tex. A&M-Corp. Chris | 58 68           |           |               |
|                      |            |                 |                   |                |                      | 165                       | A UNC Asheville        | 66 61           |           |               |
|                      |            |                 |                   |                |                      | 165                       | H UNC Asheville        | 66 65           |           |               |
|                      |            |                 |                   |                |                      | 172                       | A Radford              | 56 60           |           |               |
|                      |            |                 |                   |                |                      | 172                       | H Radford              | 68 51           |           |               |
|                      |            |                 |                   |                |                      | 190                       | A Mi ssi ssi ppi St.   | 50 59           |           |               |
|                      |            |                 |                   |                |                      | 210                       | A Wi nthrop            | 63 57           |           |               |
|                      |            |                 |                   |                |                      | 210                       | H Wi nthrop            | 59 69           |           |               |
|                      |            |                 |                   |                |                      | 217                       | A Troy                 | 64 67           |           |               |
|                      |            |                 |                   |                |                      | 220                       | H McNeese St.          | 62 68           |           |               |
|                      |            |                 |                   |                |                      | 243                       | N Georgi a St.         | 55 56           |           |               |
|                      |            |                 |                   |                |                      | 278                       | N Alcorn St.           | 75 73           |           |               |
|                      |            |                 |                   |                |                      | 287                       | A Charleston So.       | 61 58           |           |               |
|                      |            |                 |                   |                |                      | 287                       | H Charleston So.       | 64 47           |           |               |
|                      |            |                 |                   |                |                      | 310                       | N New Orleans          | 67 45           |           |               |
|                      |            |                 |                   |                |                      | 332                       | A Savannah St.         | 57 51           |           |               |
|                      |            |                 |                   |                |                      | 332                       | H Savannah St.         | 65 55           |           |               |
|                      |            | LAST 10 Div     |                   | si on I GAMES: |                      |                           |                        |                 |           |               |
|                      |            | 148             | A Coastal Caro.   | 35 50          | 287                  | H Charleston So.          | 64 47                  |                 |           |               |
|                      |            | 165             | H UNC Asheville   | 66 65          | 87                   | A Hi gh Poi nt            | 62 72                  |                 |           |               |
|                      |            | 49              | A Li berty        | 47 60          | 210                  | A Wi nthrop               | 63 57                  |                 |           |               |
|                      |            | 172             | A Radford         | 56 60          | 332                  | H Savannah St.            | 65 55                  |                 |           |               |
|                      |            | 148             | H Coastal Caro.   | 59 63          | 165                  | A UNC Asheville           | 66 61                  |                 |           |               |

Non-Div I Games: Mississippi 74 40

Birmingham-Southern

Loss, Non-Conf, S Site, H Home A Away N Neutral



|                           |          |                 |       |                   |       |                |                  |                      |       |                           |       |          |  |          |  |           |  |               |  |  |
|---------------------------|----------|-----------------|-------|-------------------|-------|----------------|------------------|----------------------|-------|---------------------------|-------|----------|--|----------|--|-----------|--|---------------|--|--|
| Average RPI Win: 231      |          | WON-LOST RECORD |       | WINNING PCT. RANK |       | LAST 10 GAMES  |                  | STRENGTH OF SCHEDULE |       | OPP. STRENGTH OF SCHEDULE |       | TEAM RPI |  | ADJ. RPI |  | CONF. RPI |  | ADJ CONF. RPI |  |  |
| DIV. I ONLY               |          | 15- 15          |       | 163               |       | 3- 7           |                  | 276                  |       | 174                       |       | 201      |  | 202      |  | 15        |  | 15            |  |  |
| DIV. I NON-CONF.          |          | 8- 4            |       | 81                |       | 0- 0           |                  | 308                  |       | 265                       |       | 189      |  | 193      |  | 14        |  | 14            |  |  |
| TOTALS                    |          | RPI 1-25        |       | RPI 26-50         |       | W-L RECORDS    |                  | RPI 51-100           |       | RPI 100+                  |       |          |  |          |  |           |  |               |  |  |
| 15- 15                    |          | 0- 0            |       | 0- 2              |       | OVERALL        |                  | 0- 3                 |       | 15- 10                    |       |          |  |          |  |           |  |               |  |  |
| 9- 4                      |          | 0- 0            |       | 0- 1              |       | HOME           |                  | 0- 1                 |       | 9- 2                      |       |          |  |          |  |           |  |               |  |  |
| 4- 10                     |          | 0- 0            |       | 0- 1              |       | AWAY           |                  | 0- 2                 |       | 4- 7                      |       |          |  |          |  |           |  |               |  |  |
| 2- 1                      |          | 0- 0            |       | 0- 0              |       | NEUTRAL        |                  | 0- 0                 |       | 2- 1                      |       |          |  |          |  |           |  |               |  |  |
| 8- 4                      |          | 0- 0            |       | 0- 0              |       | NON-CONFERENCE |                  | 0- 1                 |       | 8- 3                      |       |          |  |          |  |           |  |               |  |  |
| 4- 1                      |          | 0- 0            |       | 0- 0              |       | HOME           |                  | 0- 0                 |       | 4- 1                      |       |          |  |          |  |           |  |               |  |  |
| 3- 3                      |          | 0- 0            |       | 0- 0              |       | AWAY           |                  | 0- 1                 |       | 3- 2                      |       |          |  |          |  |           |  |               |  |  |
| 1- 0                      |          | 0- 0            |       | 0- 0              |       | NEUTRAL        |                  | 0- 0                 |       | 1- 0                      |       |          |  |          |  |           |  |               |  |  |
| 7- 11                     |          | 0- 0            |       | 0- 2              |       | CONFERENCE     |                  | 0- 2                 |       | 7- 7                      |       |          |  |          |  |           |  |               |  |  |
| 5- 3                      |          | 0- 0            |       | 0- 1              |       | HOME           |                  | 0- 1                 |       | 5- 1                      |       |          |  |          |  |           |  |               |  |  |
| 1- 7                      |          | 0- 0            |       | 0- 1              |       | AWAY           |                  | 0- 1                 |       | 1- 5                      |       |          |  |          |  |           |  |               |  |  |
| 1- 1                      |          | 0- 0            |       | 0- 0              |       | NEUTRAL        |                  | 0- 0                 |       | 1- 1                      |       |          |  |          |  |           |  |               |  |  |
| RPI 1-25                  |          | RPI 26-50       |       | RPI 51-100        |       | RPI 101+       |                  | Team's RPI: 202      |       |                           |       |          |  |          |  |           |  |               |  |  |
| RPI S                     | Opponent | Score           | RPI S | Opponent          | Score | RPI S          | Opponent         | Score                | RPI S | Opponent                  | Score |          |  |          |  |           |  |               |  |  |
|                           |          |                 | 42 A  | Loui si ana Tech  | 61 75 | 63 A           | Wyomi ng         | 54 68                | 101 A | Hawai i                   | 67 72 |          |  |          |  |           |  |               |  |  |
|                           |          |                 | 42 H  | Loui si ana Tech  | 59 72 | 80 A           | Fresno St.       | 64 81                | 101 H | Hawai i                   | 83 75 |          |  |          |  |           |  |               |  |  |
|                           |          |                 |       |                   |       | 80 H           | Fresno St.       | 55 65                | 101 N | Hawai i                   | 72 63 |          |  |          |  |           |  |               |  |  |
|                           |          |                 |       |                   |       |                |                  |                      | 155 A | Denver                    | 51 55 |          |  |          |  |           |  |               |  |  |
|                           |          |                 |       |                   |       |                |                  |                      | 177 A | Idaho St.                 | 91 89 |          |  |          |  |           |  |               |  |  |
|                           |          |                 |       |                   |       |                |                  |                      | 180 A | San Jose St.              | 57 63 |          |  |          |  |           |  |               |  |  |
|                           |          |                 |       |                   |       |                |                  |                      | 180 H | San Jose St.              | 64 69 |          |  |          |  |           |  |               |  |  |
|                           |          |                 |       |                   |       |                |                  |                      | 184 H | Weber St.                 | 62 55 |          |  |          |  |           |  |               |  |  |
|                           |          |                 |       |                   |       |                |                  |                      | 191 H | Washi ngton St.           | 76 80 |          |  |          |  |           |  |               |  |  |
|                           |          |                 |       |                   |       |                |                  |                      | 199 A | Nevada                    | 67 73 |          |  |          |  |           |  |               |  |  |
|                           |          |                 |       |                   |       |                |                  |                      | 199 H | Nevada                    | 58 50 |          |  |          |  |           |  |               |  |  |
|                           |          |                 |       |                   |       |                |                  |                      | 205 A | New Mexi co St.           | 60 61 |          |  |          |  |           |  |               |  |  |
|                           |          |                 |       |                   |       |                |                  |                      | 205 H | New Mexi co St.           | 72 45 |          |  |          |  |           |  |               |  |  |
|                           |          |                 |       |                   |       |                |                  |                      | 205 N | New Mexi co St.           | 59 60 |          |  |          |  |           |  |               |  |  |
|                           |          |                 |       |                   |       |                |                  |                      | 234 A | Idaho                     | 59 72 |          |  |          |  |           |  |               |  |  |
|                           |          |                 |       |                   |       |                |                  |                      | 234 H | Idaho                     | 67 54 |          |  |          |  |           |  |               |  |  |
|                           |          |                 |       |                   |       |                |                  |                      | 244 N | Northern Colo.            | 73 59 |          |  |          |  |           |  |               |  |  |
|                           |          |                 |       |                   |       |                |                  |                      | 262 H | Sacramento St.            | 80 52 |          |  |          |  |           |  |               |  |  |
|                           |          |                 |       |                   |       |                |                  |                      | 265 H | San Francis co            | 61 50 |          |  |          |  |           |  |               |  |  |
|                           |          |                 |       |                   |       |                |                  |                      | 271 A | San Di ego St.            | 51 54 |          |  |          |  |           |  |               |  |  |
|                           |          |                 |       |                   |       |                |                  |                      | 284 A | San Di ego                | 68 51 |          |  |          |  |           |  |               |  |  |
|                           |          |                 |       |                   |       |                |                  |                      | 300 H | Utah Val ley St.          | 85 55 |          |  |          |  |           |  |               |  |  |
|                           |          |                 |       |                   |       |                |                  |                      | 302 A | Utah St.                  | 72 55 |          |  |          |  |           |  |               |  |  |
|                           |          |                 |       |                   |       |                |                  |                      | 302 H | Utah St.                  | 70 38 |          |  |          |  |           |  |               |  |  |
|                           |          |                 |       |                   |       |                |                  |                      | 311 A | Montana St.               | 66 52 |          |  |          |  |           |  |               |  |  |
| LAST 10 Div sion I GAMES: |          |                 |       |                   |       |                |                  |                      |       |                           |       |          |  |          |  |           |  |               |  |  |
|                           |          |                 | 205 N | New Mexi co St.   | 59 60 | 42 H           | Loui si ana Tech | 59 72                |       |                           |       |          |  |          |  |           |  |               |  |  |
|                           |          |                 | 101 N | Hawai i           | 72 63 | 205 H          | New Mexi co St.  | 72 45                |       |                           |       |          |  |          |  |           |  |               |  |  |
|                           |          |                 | 234 A | Idaho             | 59 72 | 101 A          | Hawai i          | 67 72                |       |                           |       |          |  |          |  |           |  |               |  |  |
|                           |          |                 | 80 H  | Fresno St.        | 55 65 | 80 A           | Fresno St.       | 64 81                |       |                           |       |          |  |          |  |           |  |               |  |  |
|                           |          |                 | 302 A | Utah St.          | 72 55 | 180 H          | San Jose St.     | 64 69                |       |                           |       |          |  |          |  |           |  |               |  |  |

Boi se st .

Non-Di v I Games:

Boi se St.

Loss, 
Non-Conf, S Site, 
H Home
A Away 
N Neutral



| Average RPI Win: 176      |          | WON-LOST                     | WINNING        | LAST 10                   | STRENGTH OF               | OPP. STRENGTH             | TEAM     | ADJ. | CONF. | ADJ CONF. |
|---------------------------|----------|------------------------------|----------------|---------------------------|---------------------------|---------------------------|----------|------|-------|-----------|
| Average RPI Loss: 92      |          | RECORD                       | PCT. RANK      | GAMES                     | SCHEDULE                  | OF SCHEDULE               | RPI      | RPI  | RPI   | RPI       |
| DIV. I ONLY               | 18- 12   | 101                          | 5- 5           | 74                        | 118                       | 80                        | 79       | 10   | 11    |           |
| DIV. I NON-CONF.          | 7- 4     | 94                           | 0- 0           | 106                       | 139                       | 84                        | 83       | 12   | 13    |           |
| TOTALS                    | RPI 1-25 | RPI 26-50                    | W-L RECORDS    | RPI 51-100                | RPI 100+                  |                           |          |      |       |           |
| 18- 12                    | 0- 1     | 2- 5                         | OVERALL        | 1- 1                      | 15- 5                     |                           |          |      |       |           |
| 8- 3                      | 0- 0     | 1- 1                         | HOME           | 1- 0                      | 6- 2                      |                           |          |      |       |           |
| 7- 7                      | 0- 1     | 0- 4                         | AWAY           | 0- 0                      | 7- 2                      |                           |          |      |       |           |
| 3- 2                      | 0- 0     | 1- 0                         | NEUTRAL        | 0- 1                      | 2- 1                      |                           |          |      |       |           |
| 7- 4                      | 0- 1     | 0- 1                         | NON-CONFERENCE | 1- 1                      | 6- 1                      |                           |          |      |       |           |
| 3- 0                      | 0- 0     | 0- 0                         | HOME           | 1- 0                      | 2- 0                      |                           |          |      |       |           |
| 3- 2                      | 0- 1     | 0- 1                         | AWAY           | 0- 0                      | 3- 0                      |                           |          |      |       |           |
| 1- 2                      | 0- 0     | 0- 0                         | NEUTRAL        | 0- 1                      | 1- 1                      |                           |          |      |       |           |
| 11- 8                     | 0- 0     | 2- 4                         | CONFERENCE     | 0- 0                      | 9- 4                      |                           |          |      |       |           |
| 5- 3                      | 0- 0     | 1- 1                         | HOME           | 0- 0                      | 4- 2                      |                           |          |      |       |           |
| 4- 5                      | 0- 0     | 0- 3                         | AWAY           | 0- 0                      | 4- 2                      |                           |          |      |       |           |
| 2- 0                      | 0- 0     | 1- 0                         | NEUTRAL        | 0- 0                      | 1- 0                      |                           |          |      |       |           |
| RPI S Opponent Score      | RPI 1-25 | RPI S Opponent Score         | RPI 26-50      | RPI S Opponent Score      | RPI 51-100 Team's RPI: 79 | RPI S Opponent Score      | RPI 101+ |      |       |           |
| 25 A Boston College 49 66 |          | 28 A Hartford 58 70          |                | 54 N Indiana 54 62        |                           | 112 A Binghamton 77 65    |          |      |       |           |
|                           |          | 28 A Hartford 56 75          |                | 69 H Delaware 61 59       |                           | 112 H Binghamton 77 68    |          |      |       |           |
|                           |          | 28 H Hartford 61 77          |                |                           |                           | 129 A Canisius 73 68      |          |      |       |           |
|                           |          | 31 A St. John's (N.Y.) 53 64 |                |                           |                           | 136 A Brown 73 59         |          |      |       |           |
|                           |          | 46 A Stony Brook 54 72       |                |                           |                           | 150 N Holy Cross 62 80    |          |      |       |           |
|                           |          | 46 H Stony Brook 72 64       |                |                           |                           | 160 A New Hampshire 63 76 |          |      |       |           |
|                           |          | 46 N Stony Brook 76 74       |                |                           |                           | 160 H New Hampshire 71 83 |          |      |       |           |
|                           |          |                              |                |                           |                           | 160 N New Hampshire 66 60 |          |      |       |           |
|                           |          |                              |                |                           |                           | 176 A UMBC 75 57          |          |      |       |           |
|                           |          |                              |                |                           |                           | 176 H UMBC 57 63          |          |      |       |           |
|                           |          |                              |                |                           |                           | 200 A Vermont 92 72       |          |      |       |           |
|                           |          |                              |                |                           |                           | 200 H Vermont 79 70       |          |      |       |           |
|                           |          |                              |                |                           |                           | 209 A Harvard 70 59       |          |      |       |           |
|                           |          |                              |                |                           |                           | 221 A Maine 66 69         |          |      |       |           |
|                           |          |                              |                |                           |                           | 221 H Maine 80 61         |          |      |       |           |
|                           |          |                              |                |                           |                           | 224 H Long Island 72 45   |          |      |       |           |
|                           |          |                              |                |                           |                           | 235 H Northeastern 73 46  |          |      |       |           |
|                           |          |                              |                |                           |                           | 289 A Albany (N.Y.) 65 50 |          |      |       |           |
|                           |          |                              |                |                           |                           | 289 H Albany (N.Y.) 69 52 |          |      |       |           |
|                           |          |                              |                |                           |                           | 317 N Yale 53 41          |          |      |       |           |
|                           |          | LAST 10 Division I GAMES:    |                |                           |                           |                           |          |      |       |           |
|                           |          | 28 A Hartford 56 75          |                | 160 A New Hampshire 63 76 |                           |                           |          |      |       |           |
|                           |          | 46 N Stony Brook 76 74       |                | 200 H Vermont 79 70       |                           |                           |          |      |       |           |
|                           |          | 160 N New Hampshire 66 60    |                | 46 H Stony Brook 72 64    |                           |                           |          |      |       |           |
|                           |          | 28 H Hartford 61 77          |                | 112 A Binghamton 77 65    |                           |                           |          |      |       |           |
|                           |          | 221 A Maine 66 69            |                | 176 H UMBC 57 63          |                           |                           |          |      |       |           |

Non-Div I Games:

Boston U.

## Bowling Green

## Through Games Of 2006 Final

|                   |     |          |           |         |             |               |      |      |       |           |
|-------------------|-----|----------|-----------|---------|-------------|---------------|------|------|-------|-----------|
| Average RPI Win:  | 187 | WON-LOST | WINNING   | LAST 10 | STRENGTH OF | OPP. STRENGTH | TEAM | ADJ. | CONF. | ADJ CONF. |
| Average RPI Loss: | 38  | RECORD   | PCT. RANK | GAMES   | SCHEDULE    | OF SCHEDULE   | RPI  | RPI  | RPI   | RPI       |

|                  |       |    |      |     |     |    |    |    |    |
|------------------|-------|----|------|-----|-----|----|----|----|----|
| DIV. I ONLY      | 28- 3 | 3  | 9- 1 | 162 | 143 | 40 | 41 | 16 | 16 |
| DIV. I NON-CONF. | 9- 3  | 47 | 0- 1 | 121 | 63  | 60 | 60 | 16 | 16 |

|        |          |           |                |            |          |
|--------|----------|-----------|----------------|------------|----------|
| TOTALS | RPI 1-25 | RPI 26-50 | W-L RECORDS    | RPI 51-100 | RPI 100+ |
| 28- 3  | 0- 2     | 0- 0      | OVERALL        | 6- 1       | 22- 0    |
| 11- 0  | 0- 0     | 0- 0      | HOME           | 2- 0       | 9- 0     |
| 12- 1  | 0- 1     | 0- 0      | AWAY           | 3- 0       | 9- 0     |
| 5- 2   | 0- 1     | 0- 0      | NEUTRAL        | 1- 1       | 4- 0     |
| 9- 3   | 0- 2     | 0- 0      | NON-CONFERENCE | 2- 1       | 7- 0     |
| 3- 0   | 0- 0     | 0- 0      | HOME           | 0- 0       | 3- 0     |
| 4- 1   | 0- 1     | 0- 0      | AWAY           | 2- 0       | 2- 0     |
| 2- 2   | 0- 1     | 0- 0      | NEUTRAL        | 0- 1       | 2- 0     |
| 19- 0  | 0- 0     | 0- 0      | CONFERENCE     | 4- 0       | 15- 0    |
| 8- 0   | 0- 0     | 0- 0      | HOME           | 2- 0       | 6- 0     |
| 8- 0   | 0- 0     | 0- 0      | AWAY           | 1- 0       | 7- 0     |
| 3- 0   | 0- 0     | 0- 0      | NEUTRAL        | 1- 0       | 2- 0     |

|       |                |       |                           |           |                |       |       |                |       |       |                   |       |
|-------|----------------|-------|---------------------------|-----------|----------------|-------|-------|----------------|-------|-------|-------------------|-------|
| RPI S | RPI 1-25       | Score | RPI S                     | RPI 26-50 | Team's RPI: 41 | Score | RPI S | RPI 51-100     | Score | RPI S | RPI 101+          | Score |
| 21 N  | UCLA           | 61 74 |                           |           |                |       | 54 A  | Indiana        | 68 50 | 114 N | Iona              | 62 45 |
| 24 A  | Kentucky       | 62 66 |                           |           |                |       | 69 N  | Del aware      | 44 48 | 121 A | Ball St.          | 72 60 |
|       |                |       |                           |           |                |       | 72 H  | Eastern Mi ch. | 76 69 | 127 A | Oakl and          | 72 59 |
|       |                |       |                           |           |                |       | 75 A  | Florida Int'l  | 67 56 | 147 H | Western Mi ch.    | 77 69 |
|       |                |       |                           |           |                |       | 93 A  | Kent St.       | 61 58 | 151 N | IUPUI             | 66 55 |
|       |                |       |                           |           |                |       | 93 H  | Kent St.       | 62 50 | 162 H | Duquesne          | 76 51 |
|       |                |       |                           |           |                |       | 93 N  | Kent St.       | 64 39 | 164 H | Northern Ill.     | 66 58 |
|       |                |       |                           |           |                |       |       |                |       | 164 N | Northern Ill.     | 73 61 |
|       |                |       |                           |           |                |       |       |                |       | 188 A | Central Mich.     | 57 52 |
|       |                |       |                           |           |                |       |       |                |       | 195 A | Detroit           | 78 67 |
|       |                |       |                           |           |                |       |       |                |       | 201 A | Tol edo           | 71 65 |
|       |                |       |                           |           |                |       |       |                |       | 201 N | Tol edo           | 68 46 |
|       |                |       |                           |           |                |       |       |                |       | 246 A | Buffal o          | 75 48 |
|       |                |       |                           |           |                |       |       |                |       | 246 H | Buffal o          | 65 51 |
|       |                |       |                           |           |                |       |       |                |       | 266 A | Ohi o             | 65 61 |
|       |                |       |                           |           |                |       |       |                |       | 266 H | Ohi o             | 77 63 |
|       |                |       |                           |           |                |       |       |                |       | 293 A | Mi ami (Ohi o)    | 71 59 |
|       |                |       |                           |           |                |       |       |                |       | 293 H | Mi ami (Ohi o)    | 80 58 |
|       |                |       |                           |           |                |       |       |                |       | 299 H | IPFW              | 78 50 |
|       |                |       |                           |           |                |       |       |                |       | 301 A | Akron             | 80 48 |
|       |                |       |                           |           |                |       |       |                |       | 301 H | Akron             | 71 54 |
|       |                |       |                           |           |                |       |       |                |       | 308 H | St. Francis (Pa.) | 77 55 |
|       |                |       | LAST 10 Div sion I GAMES: |           |                |       |       |                |       |       |                   |       |
| 21 N  | UCLA           | 61 74 | 266 A                     | Ohi o     |                | 65 61 |       |                |       |       |                   |       |
| 93 N  | Kent St.       | 64 39 | 93 H                      | Kent St.  |                | 62 50 |       |                |       |       |                   |       |
| 201 N | Tol edo        | 68 46 | 246 H                     | Buffal o  |                | 65 51 |       |                |       |       |                   |       |
| 164 N | Northern Ill.  | 73 61 | 301 A                     | Akron     |                | 80 48 |       |                |       |       |                   |       |
| 293 A | Mi ami (Ohi o) | 71 59 | 121 A                     | Ball St.  |                | 72 60 |       |                |       |       |                   |       |

Non-Div I Games:

Bowling Green

Loss, 
Non-Conf, S Site, 
H Home
A Away 
N Neutral

| Average RPI Win: 203      |                 | WON-LOST RECORD | WINNING PCT. RANK | LAST 10 GAMES    | STRENGTH OF SCHEDULE | OPP. STRENGTH OF SCHEDULE | TEAM RPI         | ADJ. RPI        | CONF. RPI | ADJ CONF. RPI       |       |
|---------------------------|-----------------|-----------------|-------------------|------------------|----------------------|---------------------------|------------------|-----------------|-----------|---------------------|-------|
| DIV. I ONLY               |                 | 9- 19           | 257               | 4- 6             | 152                  | 135                       | 228              | 230             | 12        | 12                  |       |
| DIV. I NON-CONF.          |                 | 4- 5            | 180               | 0- 0             | 217                  | 249                       | 211              | 214             | 11        | 11                  |       |
| TOTALS                    |                 | RPI 1-25        | RPI 26-50         | W-L RECORDS      | RPI 51-100           | RPI 100+                  |                  |                 |           |                     |       |
| 9- 19                     |                 | 0- 0            | 0- 2              | OVERALL          | 1- 6                 | 8- 11                     |                  |                 |           |                     |       |
| 7- 7                      |                 | 0- 0            | 0- 1              | HOME             | 1- 1                 | 6- 5                      |                  |                 |           |                     |       |
| 2- 11                     |                 | 0- 0            | 0- 1              | AWAY             | 0- 5                 | 2- 5                      |                  |                 |           |                     |       |
| 0- 1                      |                 | 0- 0            | 0- 0              | NEUTRAL          | 0- 0                 | 0- 1                      |                  |                 |           |                     |       |
| 4- 5                      |                 | 0- 0            | 0- 0              | NON-CONFERENCE   | 0- 2                 | 4- 3                      |                  |                 |           |                     |       |
| 3- 2                      |                 | 0- 0            | 0- 0              | HOME             | 0- 0                 | 3- 2                      |                  |                 |           |                     |       |
| 1- 2                      |                 | 0- 0            | 0- 0              | AWAY             | 0- 2                 | 1- 0                      |                  |                 |           |                     |       |
| 0- 1                      |                 | 0- 0            | 0- 0              | NEUTRAL          | 0- 0                 | 0- 1                      |                  |                 |           |                     |       |
| 5- 14                     |                 | 0- 0            | 0- 2              | CONFERENCE       | 1- 4                 | 4- 8                      |                  |                 |           |                     |       |
| 4- 5                      |                 | 0- 0            | 0- 1              | HOME             | 1- 1                 | 3- 3                      |                  |                 |           |                     |       |
| 1- 9                      |                 | 0- 0            | 0- 1              | AWAY             | 0- 3                 | 1- 5                      |                  |                 |           |                     |       |
| 0- 0                      |                 | 0- 0            | 0- 0              | NEUTRAL          | 0- 0                 | 0- 0                      |                  |                 |           |                     |       |
| RPI 1-25                  |                 | RPI 26-50       |                   | RPI 51-100       |                      | RPI 101+                  |                  | Team's RPI: 230 |           |                     |       |
| RPI S                     | Opponent        | Score           | RPI S             | Opponent         | Score                | RPI S                     | Opponent         | Score           |           |                     |       |
| 47                        | A Indiana St.   | 52 78           | 47                | H Indiana St.    | 59 70                | 59                        | A Mi ami (Fl a.) | 61 73           | 104       | A Drake             | 57 65 |
|                           |                 |                 |                   |                  |                      | 91                        | A Mi ssouri St.  | 45 66           | 104       | H Drake             | 62 68 |
|                           |                 |                 |                   |                  |                      | 91                        | A Mi ssouri St.  | 64 69           | 107       | A UNI               | 68 82 |
|                           |                 |                 |                   |                  |                      | 91                        | H Mi ssouri St.  | 70 63           | 107       | H UNI               | 64 67 |
|                           |                 |                 |                   |                  |                      | 96                        | A Western Ill.   | 54 57           | 132       | H Illi noi s        | 64 80 |
|                           |                 |                 |                   |                  |                      | 97                        | A Evansville     | 57 71           | 159       | H Val parai so      | 79 71 |
|                           |                 |                 |                   |                  |                      | 97                        | H Evansville     | 49 51           | 162       | N Duquesne          | 60 70 |
|                           |                 |                 |                   |                  |                      |                           |                  |                 | 181       | A Illi noi s St.    | 51 66 |
|                           |                 |                 |                   |                  |                      |                           |                  |                 | 181       | H Illi noi s St.    | 71 63 |
|                           |                 |                 |                   |                  |                      |                           |                  |                 | 182       | A Wi chi ta St.     | 59 61 |
|                           |                 |                 |                   |                  |                      |                           |                  |                 | 182       | H Wi chi ta St.     | 85 79 |
|                           |                 |                 |                   |                  |                      |                           |                  |                 | 192       | H Ill. -Chi cago    | 78 73 |
|                           |                 |                 |                   |                  |                      |                           |                  |                 | 194       | A Southern Ill.     | 64 66 |
|                           |                 |                 |                   |                  |                      |                           |                  |                 | 194       | H Southern Ill.     | 52 43 |
|                           |                 |                 |                   |                  |                      |                           |                  |                 | 239       | A Crei ghton        | 80 63 |
|                           |                 |                 |                   |                  |                      |                           |                  |                 | 239       | H Crei ghton        | 68 79 |
|                           |                 |                 |                   |                  |                      |                           |                  |                 | 253       | H St. Mary's (Cal.) | 55 60 |
|                           |                 |                 |                   |                  |                      |                           |                  |                 | 280       | H St. Louis         | 77 65 |
|                           |                 |                 |                   |                  |                      |                           |                  |                 | 307       | A Loyol a (Ill.)    | 61 50 |
| LAST 10 Division I GAMES: |                 |                 |                   |                  |                      |                           |                  |                 |           |                     |       |
| 91                        | A Mi ssouri St. | 64 69           | 107               | H UNI            | 64 67                |                           |                  |                 |           |                     |       |
| 104                       | A Drake         | 57 65           | 181               | A Illi noi s St. | 51 66                |                           |                  |                 |           |                     |       |
| 239                       | A Crei ghton    | 80 63           | 47                | A Indiana St.    | 52 78                |                           |                  |                 |           |                     |       |
| 91                        | H Mi ssouri St. | 70 63           | 97                | H Evansville     | 49 51                |                           |                  |                 |           |                     |       |
| 182                       | H Wi chi ta St. | 85 79           | 194               | H Southern Ill.  | 52 43                |                           |                  |                 |           |                     |       |

Non-Div I Games:

Bradley

Loss, 
Non-Conf, S Site, 
H Home
A Away 
N Neutral



| Average RPI Win: 233       |                      | WON-LOST RECORD | WINNING PCT. RANK | LAST 10 GAMES         | STRENGTH OF SCHEDULE | OPP. STRENGTH OF SCHEDULE | TEAM RPI               | ADJ. RPI | CONF. RPI | ADJ CONF. RPI        |                           |
|----------------------------|----------------------|-----------------|-------------------|-----------------------|----------------------|---------------------------|------------------------|----------|-----------|----------------------|---------------------------|
| DIV. I ONLY                | 18- 10               | 81              | 8- 2              | 248                   | 236                  | 132                       | 136                    | 26       | 25        |                      |                           |
| DIV. I NON-CONF.           | 6- 7                 | 159             | 0- 0              | 204                   | 164                  | 188                       | 191                    | 26       | 26        |                      |                           |
| TOTALS                     | RPI 1-25             | RPI 26-50       | W-L RECORDS       | RPI 51-100            | RPI 100+             |                           |                        |          |           |                      |                           |
| 18- 10                     | 0- 0                 | 1- 0            | OVERALL           | 1- 5                  | 16- 5                |                           |                        |          |           |                      |                           |
| 11- 2                      | 0- 0                 | 1- 0            | HOME              | 1- 1                  | 9- 1                 |                           |                        |          |           |                      |                           |
| 6- 5                       | 0- 0                 | 0- 0            | AWAY              | 0- 2                  | 6- 3                 |                           |                        |          |           |                      |                           |
| 1- 3                       | 0- 0                 | 0- 0            | NEUTRAL           | 0- 2                  | 1- 1                 |                           |                        |          |           |                      |                           |
| 6- 7                       | 0- 0                 | 1- 0            | NON-CONFERENCE    | 0- 3                  | 5- 4                 |                           |                        |          |           |                      |                           |
| 4- 2                       | 0- 0                 | 1- 0            | HOME              | 0- 1                  | 3- 1                 |                           |                        |          |           |                      |                           |
| 1- 3                       | 0- 0                 | 0- 0            | AWAY              | 0- 1                  | 1- 2                 |                           |                        |          |           |                      |                           |
| 1- 2                       | 0- 0                 | 0- 0            | NEUTRAL           | 0- 1                  | 1- 1                 |                           |                        |          |           |                      |                           |
| 12- 3                      | 0- 0                 | 0- 0            | CONFERENCE        | 1- 2                  | 11- 1                |                           |                        |          |           |                      |                           |
| 7- 0                       | 0- 0                 | 0- 0            | HOME              | 1- 0                  | 6- 0                 |                           |                        |          |           |                      |                           |
| 5- 2                       | 0- 0                 | 0- 0            | AWAY              | 0- 1                  | 5- 1                 |                           |                        |          |           |                      |                           |
| 0- 1                       | 0- 0                 | 0- 0            | NEUTRAL           | 0- 1                  | 0- 0                 |                           |                        |          |           |                      |                           |
| RPI S                      | RPI 1-25<br>Opponent | Score           | RPI S             | RPI 26-50<br>Opponent | Score                | RPI S                     | RPI 51-100<br>Opponent | Score    | RPI S     | RPI 101+<br>Opponent | Team's RPI : 136<br>Score |
| 46                         | H Stony Brook        | 71 62           | 71                | A Marist              | 46 67                | 105                       | A Princeton            | 55 72    | 105       | H Princeton          | 49 47                     |
|                            |                      |                 | 77                | A Dartmouth           | 51 73                | 123                       | H South Dakota St.     | 72 64    | 131       | H George Mason       | 59 64                     |
|                            |                      |                 | 77                | H Dartmouth           | 59 54                | 175                       | N Massachusetts        | 60 70    | 209       | A Harvard            | 64 62                     |
|                            |                      |                 | 77                | N Dartmouth           | 62 73                | 209                       | H Harvard              | 66 61    | 212       | A Rhode Isl and      | 71 75                     |
|                            |                      |                 | 79                | H Boston U.           | 59 73                | 221                       | H Mai ne               | 55 46    | 238       | A Fai rfi el d       | 72 62                     |
|                            |                      |                 | 82                | N Mi ssi ssi ppi      | 47 56                | 254                       | N Al abama St.         | 67 55    | 270       | A Cornel I           | 71 68                     |
|                            |                      |                 |                   |                       |                      | 270                       | H Cornel I             | 65 52    | 277       | A Lehi gh            | 69 77                     |
|                            |                      |                 |                   |                       |                      | 297                       | H Hampton              | 86 71    | 304       | A Penn               | 70 62                     |
|                            |                      |                 |                   |                       |                      | 304                       | H Penn                 | 65 47    | 317       | A Yal e              | 51 47                     |
|                            |                      |                 |                   |                       |                      | 317                       | H Yal e                | 67 52    | 318       | A Col umbi a         | 62 39                     |
|                            |                      |                 |                   |                       |                      | 318                       | H Col umbi a           | 69 48    |           |                      |                           |
| LAST 10 Divi sion I GAMES: |                      |                 |                   |                       |                      |                           |                        |          |           |                      |                           |
|                            |                      |                 | 77                | N Dartmouth           | 62 73                | 77                        | H Dartmouth            | 59 54    |           |                      |                           |
|                            |                      |                 | 304               | A Penn                | 70 62                | 209                       | H Harvard              | 66 61    |           |                      |                           |
|                            |                      |                 | 105               | A Pri nceton          | 55 72                | 318                       | A Col umbi a           | 62 39    |           |                      |                           |
|                            |                      |                 | 270               | H Cornel I            | 65 52                | 270                       | A Cornel I             | 71 68    |           |                      |                           |
|                            |                      |                 | 318               | H Col umbi a          | 69 48                | 105                       | H Pri nceton           | 49 47    |           |                      |                           |

Brown

Brown

Non-Div I Games:

Brown

Loss, 
Non-Conf, S Site, 
H Home
A Away 
N Neutral

|                             |               |                 |       |                   |       |                |                |                      |       |                           |       |          |  |          |  |           |  |               |  |
|-----------------------------|---------------|-----------------|-------|-------------------|-------|----------------|----------------|----------------------|-------|---------------------------|-------|----------|--|----------|--|-----------|--|---------------|--|
| Through Games of 2008 Final |               |                 |       |                   |       |                |                |                      |       |                           |       |          |  |          |  |           |  |               |  |
| Average RPI Win: 246        |               | WON-LOST RECORD |       | WINNING PCT. RANK |       | LAST 10 GAMES  |                | STRENGTH OF SCHEDULE |       | OPP. STRENGTH OF SCHEDULE |       | TEAM RPI |  | ADJ. RPI |  | CONF. RPI |  | ADJ CONF. RPI |  |
| Average RPI Loss: 125       |               |                 |       |                   |       |                |                |                      |       |                           |       |          |  |          |  |           |  |               |  |
| DIV. I ONLY                 |               | 18- 11          |       | 92                |       | 6- 4           |                | 216                  |       | 272                       |       | 130      |  | 126      |  | 27        |  | 26            |  |
| DIV. I NON-CONF.            |               | 7- 6            |       | 140               |       | 0- 0           |                | 110                  |       | 191                       |       | 115      |  | 111      |  | 27        |  | 27            |  |
| TOTALS                      |               | RPI 1-25        |       | RPI 26-50         |       | W-L RECORDS    |                | RPI 51-100           |       | RPI 100+                  |       |          |  |          |  |           |  |               |  |
| 18- 11                      |               | 0- 0            |       | 0- 2              |       | OVERALL        |                | 1- 1                 |       | 17- 8                     |       |          |  |          |  |           |  |               |  |
| 8- 5                        |               | 0- 0            |       | 0- 1              |       | HOME           |                | 0- 1                 |       | 8- 3                      |       |          |  |          |  |           |  |               |  |
| 8- 6                        |               | 0- 0            |       | 0- 1              |       | AWAY           |                | 0- 0                 |       | 8- 5                      |       |          |  |          |  |           |  |               |  |
| 2- 0                        |               | 0- 0            |       | 0- 0              |       | NEUTRAL        |                | 1- 0                 |       | 1- 0                      |       |          |  |          |  |           |  |               |  |
| 7- 6                        |               | 0- 0            |       | 0- 2              |       | NON-CONFERENCE |                | 1- 1                 |       | 6- 3                      |       |          |  |          |  |           |  |               |  |
| 3- 3                        |               | 0- 0            |       | 0- 1              |       | HOME           |                | 0- 1                 |       | 3- 1                      |       |          |  |          |  |           |  |               |  |
| 3- 3                        |               | 0- 0            |       | 0- 1              |       | AWAY           |                | 0- 0                 |       | 3- 2                      |       |          |  |          |  |           |  |               |  |
| 1- 0                        |               | 0- 0            |       | 0- 0              |       | NEUTRAL        |                | 1- 0                 |       | 0- 0                      |       |          |  |          |  |           |  |               |  |
| 11- 5                       |               | 0- 0            |       | 0- 0              |       | CONFERENCE     |                | 0- 0                 |       | 11- 5                     |       |          |  |          |  |           |  |               |  |
| 5- 2                        |               | 0- 0            |       | 0- 0              |       | HOME           |                | 0- 0                 |       | 5- 2                      |       |          |  |          |  |           |  |               |  |
| 5- 3                        |               | 0- 0            |       | 0- 0              |       | AWAY           |                | 0- 0                 |       | 5- 3                      |       |          |  |          |  |           |  |               |  |
| 1- 0                        |               | 0- 0            |       | 0- 0              |       | NEUTRAL        |                | 0- 0                 |       | 1- 0                      |       |          |  |          |  |           |  |               |  |
| RPI 1-25                    |               | RPI 26-50       |       | RPI 51-100        |       | RPI 101+       |                | Team's RPI: 126      |       |                           |       |          |  |          |  |           |  |               |  |
| RPI S                       | Opponent      | Score           | RPI S | Opponent          | Score | RPI S          | Opponent       | Score                | RPI S | Opponent                  | Score |          |  |          |  |           |  |               |  |
| 46                          | A Stony Brook | 72 81           | 46    | H Stony Brook     | 56 65 | 67             | H St. Joseph's | 55 59                | 108   | H Coppi n St.             | 54 48 |          |  |          |  |           |  |               |  |
| 46                          | H Stony Brook |                 |       |                   |       | 87             | N Hi gh Poi nt | 71 60                | 114   | A lona                    | 58 75 |          |  |          |  |           |  |               |  |
|                             |               |                 |       |                   |       |                |                |                      | 116   | A Army                    | 65 66 |          |  |          |  |           |  |               |  |
|                             |               |                 |       |                   |       |                |                |                      | 116   | H Army                    | 60 47 |          |  |          |  |           |  |               |  |
|                             |               |                 |       |                   |       |                |                |                      | 124   | H Delaware St.            | 42 60 |          |  |          |  |           |  |               |  |
|                             |               |                 |       |                   |       |                |                |                      | 138   | A Ai r Force              | 41 58 |          |  |          |  |           |  |               |  |
|                             |               |                 |       |                   |       |                |                |                      | 150   | A Hol y Cross             | 41 56 |          |  |          |  |           |  |               |  |
|                             |               |                 |       |                   |       |                |                |                      | 150   | A Hol y Cross             | 60 64 |          |  |          |  |           |  |               |  |
|                             |               |                 |       |                   |       |                |                |                      | 150   | H Hol y Cross             | 63 67 |          |  |          |  |           |  |               |  |
|                             |               |                 |       |                   |       |                |                |                      | 229   | H Si ena                  | 54 48 |          |  |          |  |           |  |               |  |
|                             |               |                 |       |                   |       |                |                |                      | 246   | A Buffal o                | 74 63 |          |  |          |  |           |  |               |  |
|                             |               |                 |       |                   |       |                |                |                      | 247   | A Md. -East. Shore        | 93 92 |          |  |          |  |           |  |               |  |
|                             |               |                 |       |                   |       |                |                |                      | 249   | A Navy                    | 88 51 |          |  |          |  |           |  |               |  |
|                             |               |                 |       |                   |       |                |                |                      | 249   | H Navy                    | 74 54 |          |  |          |  |           |  |               |  |
|                             |               |                 |       |                   |       |                |                |                      | 269   | A Col gate                | 81 63 |          |  |          |  |           |  |               |  |
|                             |               |                 |       |                   |       |                |                |                      | 269   | H Col gate                | 73 58 |          |  |          |  |           |  |               |  |
|                             |               |                 |       |                   |       |                |                |                      | 270   | A Cornel l                | 62 57 |          |  |          |  |           |  |               |  |
|                             |               |                 |       |                   |       |                |                |                      | 277   | A Lehi gh                 | 58 45 |          |  |          |  |           |  |               |  |
|                             |               |                 |       |                   |       |                |                |                      | 277   | H Lehi gh                 | 55 56 |          |  |          |  |           |  |               |  |
|                             |               |                 |       |                   |       |                |                |                      | 277   | N Lehi gh                 | 64 54 |          |  |          |  |           |  |               |  |
|                             |               |                 |       |                   |       |                |                |                      | 303   | A Lafayette               | 54 51 |          |  |          |  |           |  |               |  |
|                             |               |                 |       |                   |       |                |                |                      | 303   | H Lafayette               | 62 48 |          |  |          |  |           |  |               |  |
|                             |               |                 |       |                   |       |                |                |                      | 305   | A Ameri can               | 66 43 |          |  |          |  |           |  |               |  |
|                             |               |                 |       |                   |       |                |                |                      | 305   | H Ameri can               | 73 38 |          |  |          |  |           |  |               |  |
|                             |               |                 |       |                   |       |                |                |                      | 318   | H Col umbi a              | 63 45 |          |  |          |  |           |  |               |  |
| LAST 10 Division I GAMES:   |               |                 |       |                   |       |                |                |                      |       |                           |       |          |  |          |  |           |  |               |  |
| 150                         | A Hol y Cross | 60 64           | 303   | A Lafayette       | 54 51 |                |                |                      |       |                           |       |          |  |          |  |           |  |               |  |
| 277                         | N Lehi gh     | 64 54           | 150   | A Hol y Cross     | 41 56 |                |                |                      |       |                           |       |          |  |          |  |           |  |               |  |
| 116                         | H Army        | 60 47           | 305   | H Ameri can       | 73 38 |                |                |                      |       |                           |       |          |  |          |  |           |  |               |  |
| 277                         | H Lehi gh     | 55 56           | 269   | A Col gate        | 81 63 |                |                |                      |       |                           |       |          |  |          |  |           |  |               |  |
| 116                         | A Army        | 65 66           | 303   | H Lafayette       | 62 48 |                |                |                      |       |                           |       |          |  |          |  |           |  |               |  |

### Non-Div l Games:

Bucknel I



| Average RPI Win: 270      |                  | WON-LOST RECORD | WINNING PCT. RANK | LAST 10 GAMES    | STRENGTH OF SCHEDULE | OPP. STRENGTH OF SCHEDULE | TEAM RPI         | ADJ. RPI        | CONF. RPI | ADJ CONF. RPI |
|---------------------------|------------------|-----------------|-------------------|------------------|----------------------|---------------------------|------------------|-----------------|-----------|---------------|
| DIV. I ONLY               |                  | 10- 18          | 236               | 3- 7             | 223                  | 191                       | 250              | 246             | 16        | 16            |
| DIV. I NON-CONF.          |                  | 5- 6            | 166               | 0- 0             | 251                  | 194                       | 214              | 211             | 16        | 16            |
| TOTALS                    |                  | RPI 1-25        | RPI 26-50         | W-L RECORDS      | RPI 51-100           | RPI 100+                  |                  |                 |           |               |
| 10- 18                    |                  | 0- 0            | 0- 3              | OVERALL          | 0- 4                 | 10- 11                    |                  |                 |           |               |
| 4- 11                     |                  | 0- 0            | 0- 1              | HOME             | 0- 3                 | 4- 7                      |                  |                 |           |               |
| 6- 6                      |                  | 0- 0            | 0- 1              | AWAY             | 0- 1                 | 6- 4                      |                  |                 |           |               |
| 0- 1                      |                  | 0- 0            | 0- 1              | NEUTRAL          | 0- 0                 | 0- 0                      |                  |                 |           |               |
| 5- 6                      |                  | 0- 0            | 0- 1              | NON-CONFERENCE   | 0- 1                 | 5- 4                      |                  |                 |           |               |
| 2- 4                      |                  | 0- 0            | 0- 0              | HOME             | 0- 1                 | 2- 3                      |                  |                 |           |               |
| 3- 1                      |                  | 0- 0            | 0- 0              | AWAY             | 0- 0                 | 3- 1                      |                  |                 |           |               |
| 0- 1                      |                  | 0- 0            | 0- 1              | NEUTRAL          | 0- 0                 | 0- 0                      |                  |                 |           |               |
| 5- 12                     |                  | 0- 0            | 0- 2              | CONFERENCE       | 0- 3                 | 5- 7                      |                  |                 |           |               |
| 2- 7                      |                  | 0- 0            | 0- 1              | HOME             | 0- 2                 | 2- 4                      |                  |                 |           |               |
| 3- 5                      |                  | 0- 0            | 0- 1              | AWAY             | 0- 1                 | 3- 3                      |                  |                 |           |               |
| 0- 0                      |                  | 0- 0            | 0- 0              | NEUTRAL          | 0- 0                 | 0- 0                      |                  |                 |           |               |
| RPI 1-25                  |                  | RPI 26-50       |                   | RPI 51-100       |                      | RPI 101+                  |                  | Team's RPI: 246 |           |               |
| RPI S                     | Opponent         | Score           | RPI S             | Opponent         | Score                | RPI S                     | Opponent         | Score           |           |               |
| 41                        | A Bowling Green  | 51 65           | 72                | H Eastern Mi ch. | 41 56                | 113                       | A UTSA           | 73 62           |           |               |
| 41                        | H Bowling Green  | 48 75           | 85                | H Auburn         | 41 70                | 121                       | A Ball St.       | 56 70           |           |               |
| 45 N                      | Tul sa           | 39 64           | 93                | A Kent St.       | 56 73                | 126                       | H Bucknel l      | 63 74           |           |               |
|                           |                  |                 | 93                | H Kent St.       | 59 73                | 127                       | A Oakl and       | 80 82           |           |               |
|                           |                  |                 |                   |                  |                      | 129                       | H Cani si us     | 61 77           |           |               |
|                           |                  |                 |                   |                  |                      | 147                       | A Western Mi ch. | 42 86           |           |               |
|                           |                  |                 |                   |                  |                      | 164                       | A Northern Ill.  | 72 81           |           |               |
|                           |                  |                 |                   |                  |                      | 179                       | H Syracuse       | 63 64           |           |               |
|                           |                  |                 |                   |                  |                      | 188                       | H Central Mi ch. | 50 58           |           |               |
|                           |                  |                 |                   |                  |                      | 201                       | H Tol edo        | 47 57           |           |               |
|                           |                  |                 |                   |                  |                      | 201                       | H Tol edo        | 58 70           |           |               |
|                           |                  |                 |                   |                  |                      | 235                       | H Northeastern   | 87 59           |           |               |
|                           |                  |                 |                   |                  |                      | 266                       | A Ohi o          | 84 77           |           |               |
|                           |                  |                 |                   |                  |                      | 266                       | H Ohi o          | 62 72           |           |               |
|                           |                  |                 |                   |                  |                      | 275                       | H Youngstown St. | 53 40           |           |               |
|                           |                  |                 |                   |                  |                      | 293                       | A Mi ami (Ohi o) | 78 75           |           |               |
|                           |                  |                 |                   |                  |                      | 293                       | H Mi ami (Ohi o) | 62 61           |           |               |
|                           |                  |                 |                   |                  |                      | 301                       | A Akron          | 68 63           |           |               |
|                           |                  |                 |                   |                  |                      | 301                       | H Akron          | 72 62           |           |               |
|                           |                  |                 |                   |                  |                      | 303                       | A Lafayette      | 66 56           |           |               |
|                           |                  |                 |                   |                  |                      | 322                       | A Ni agara       | 68 45           |           |               |
| LAST 10 Division I GAMES: |                  |                 |                   |                  |                      |                           |                  |                 |           |               |
| 201                       | H Tol edo        | 58 70           | 293               | H Mi ami (Ohi o) | 62 61                |                           |                  |                 |           |               |
| 93                        | H Kent St.       | 59 73           | 147               | A Western Mi ch. | 42 86                |                           |                  |                 |           |               |
| 301                       | H Akron          | 72 62           | 188               | H Central Mi ch. | 50 58                |                           |                  |                 |           |               |
| 266                       | A Ohi o          | 84 77           | 121               | A Ball St.       | 56 70                |                           |                  |                 |           |               |
| 41                        | A Bowl ing Green | 51 65           | 164               | A Northern Ill.  | 72 81                |                           |                  |                 |           |               |

Buffalo

Non-Div I Games:

Buffalo

Loss, 
Non-Conf, S Site, 
H Home
A Away 
N Neutral

| Average RPI Win: 236      |          | WON-LOST  | WINNING               | LAST 10    | STRENGTH OF | OPP. STRENGTH         | TEAM       | ADJ.  | CONF.                   | ADJ CONF.                |
|---------------------------|----------|-----------|-----------------------|------------|-------------|-----------------------|------------|-------|-------------------------|--------------------------|
| Average RPI Loss: 151     |          | RECORD    | PCT. RANK             | GAMES      | SCHEDULE    | OF SCHEDULE           | RPI        | RPI   | RPI                     | RPI                      |
| DIV. I ONLY               | 15- 14   | 155       | 5- 5                  | 247        | 247         | 192                   | 193        | 23    | 23                      |                          |
| DIV. I NON-CONF.          | 5- 6     | 166       | 0- 0                  | 173        | 233         | 181                   | 185        | 20    | 20                      |                          |
| TOTALS                    | RPI 1-25 | RPI 26-50 | W-L RECORDS           | RPI 51-100 | RPI 100+    |                       |            |       |                         |                          |
| 15- 14                    | 0- 1     | 0- 1      | OVERALL               | 2- 2       | 13- 10      |                       |            |       |                         |                          |
| 7- 5                      | 0- 0     | 0- 0      | HOME                  | 1- 1       | 6- 4        |                       |            |       |                         |                          |
| 7- 8                      | 0- 1     | 0- 0      | AWAY                  | 1- 1       | 6- 6        |                       |            |       |                         |                          |
| 1- 1                      | 0- 0     | 0- 1      | NEUTRAL               | 0- 0       | 1- 0        |                       |            |       |                         |                          |
| 5- 6                      | 0- 1     | 0- 1      | NON-CONFERENCE        | 1- 0       | 4- 4        |                       |            |       |                         |                          |
| 2- 1                      | 0- 0     | 0- 0      | HOME                  | 1- 0       | 1- 1        |                       |            |       |                         |                          |
| 2- 4                      | 0- 1     | 0- 0      | AWAY                  | 0- 0       | 2- 3        |                       |            |       |                         |                          |
| 1- 1                      | 0- 0     | 0- 1      | NEUTRAL               | 0- 0       | 1- 0        |                       |            |       |                         |                          |
| 10- 8                     | 0- 0     | 0- 0      | CONFERENCE            | 1- 2       | 9- 6        |                       |            |       |                         |                          |
| 5- 4                      | 0- 0     | 0- 0      | HOME                  | 0- 1       | 5- 3        |                       |            |       |                         |                          |
| 5- 4                      | 0- 0     | 0- 0      | AWAY                  | 1- 1       | 4- 3        |                       |            |       |                         |                          |
| 0- 0                      | 0- 0     | 0- 0      | NEUTRAL               | 0- 0       | 0- 0        |                       |            |       |                         |                          |
| RPI S Opponent            | RPI 1-25 | Score     | RPI S Opponent        | RPI 26-50  | Score       | RPI S Opponent        | RPI 51-100 | Score | RPI S Opponent          | RPI 101+ Team's RPI: 193 |
| 23 A Purdue               | 59       | 85        | 47 N Indiana St.      | 72         | 85          | 83 A Wi s. -Milwaukee | 80         | 79    | 102 A Wi s. -Green Bay  | 51 56                    |
|                           |          |           |                       |            |             | 83 A Wi s. -Milwaukee | 57         | 58    | 102 H Wi s. -Green Bay  | 67 79                    |
|                           |          |           |                       |            |             | 83 H Wi s. -Milwaukee | 62         | 74    | 121 H Ball St.          | 66 74                    |
|                           |          |           |                       |            |             | 97 H Evansville       | 83         | 78    | 151 A IUPUI             | 54 62                    |
|                           |          |           |                       |            |             |                       |            |       | 176 H UMBC              | 72 66                    |
|                           |          |           |                       |            |             |                       |            |       | 192 A Ill. -Chicago     | 66 85                    |
|                           |          |           |                       |            |             |                       |            |       | 192 H Ill. -Chicago     | 64 83                    |
|                           |          |           |                       |            |             |                       |            |       | 195 A Detroit           | 71 65                    |
|                           |          |           |                       |            |             |                       |            |       | 195 H Detroit           | 69 71                    |
|                           |          |           |                       |            |             |                       |            |       | 195 H Detroit           | 58 45                    |
|                           |          |           |                       |            |             |                       |            |       | 226 A Wright St.        | 78 56                    |
|                           |          |           |                       |            |             |                       |            |       | 226 H Wright St.        | 71 67                    |
|                           |          |           |                       |            |             |                       |            |       | 251 N UCF               | 69 57                    |
|                           |          |           |                       |            |             |                       |            |       | 253 A St. Mary's (Cal.) | 59 69                    |
|                           |          |           |                       |            |             |                       |            |       | 256 A Eastern Ill.      | 80 78                    |
|                           |          |           |                       |            |             |                       |            |       | 275 A Youngstown St.    | 63 71                    |
|                           |          |           |                       |            |             |                       |            |       | 275 H Youngstown St.    | 78 55                    |
|                           |          |           |                       |            |             |                       |            |       | 293 A Miami (Ohio)      | 72 88                    |
|                           |          |           |                       |            |             |                       |            |       | 299 A IUPUI             | 70 60                    |
|                           |          |           |                       |            |             |                       |            |       | 307 A Loyola (Ill.)     | 82 69                    |
|                           |          |           |                       |            |             |                       |            |       | 307 H Loyola (Ill.)     | 85 72                    |
|                           |          |           |                       |            |             |                       |            |       | 324 A Cleveland St.     | 71 68                    |
|                           |          |           |                       |            |             |                       |            |       | 324 H Cleveland St.     | 75 62                    |
| LAST 10 Division I GAMES: |          |           |                       |            |             |                       |            |       |                         |                          |
| 83 A Wi s. -Milwaukee     | 57       | 58        | 307 A Loyola (Ill.)   | 82         | 69          |                       |            |       |                         |                          |
| 195 H Detroit             | 58       | 45        | 83 H Wi s. -Milwaukee | 62         | 74          |                       |            |       |                         |                          |
| 102 H Wi s. -Green Bay    | 67       | 79        | 195 A Detroit         | 71         | 65          |                       |            |       |                         |                          |
| 324 H Cleveland St.       | 75       | 62        | 324 A Cleveland St.   | 71         | 68          |                       |            |       |                         |                          |
| 192 A Ill. -Chicago       | 66       | 85        | 275 A Youngstown St.  | 63         | 71          |                       |            |       |                         |                          |

Butler

Butler

Non-Div I Games:

Butler

Loss, 
Non-Conf, S Site, 
H Home
A Away 
N Neutral

|                      |          |                 |  |                   |          |                |  |                      |                |                           |    |          |          |                     |    |           |  |               |  |  |
|----------------------|----------|-----------------|--|-------------------|----------|----------------|--|----------------------|----------------|---------------------------|----|----------|----------|---------------------|----|-----------|--|---------------|--|--|
| Average RPI Win: 258 |          | WON-LOST RECORD |  | WINNING PCT. RANK |          | LAST 10 GAMES  |  | STRENGTH OF SCHEDULE |                | OPP. STRENGTH OF SCHEDULE |    | TEAM RPI |          | ADJ. RPI            |    | CONF. RPI |  | ADJ CONF. RPI |  |  |
| DIV. I ONLY          |          | 12- 14          |  | 192               |          | 3- 7           |  | 307                  |                | 294                       |    | 254      |          | 255                 |    | 28        |  | 28            |  |  |
| DIV. I NON-CONF.     |          | 4- 6            |  | 204               |          | 0- 1           |  | 228                  |                | 326                       |    | 245      |          | 246                 |    | 25        |  | 25            |  |  |
| TOTALS               |          | RPI 1-25        |  | RPI 26-50         |          | W-L RECORDS    |  | RPI 51-100           |                |                           |    | RPI 100+ |          |                     |    |           |  |               |  |  |
| 12- 14               |          | 0- 0            |  | 0- 0              |          | OVERALL        |  | 0- 1                 |                |                           |    | 12- 13   |          |                     |    |           |  |               |  |  |
| 5- 6                 |          | 0- 0            |  | 0- 0              |          | HOME           |  | 0- 0                 |                |                           |    | 5- 6     |          |                     |    |           |  |               |  |  |
| 6- 6                 |          | 0- 0            |  | 0- 0              |          | AWAY           |  | 0- 0                 |                |                           |    | 6- 6     |          |                     |    |           |  |               |  |  |
| 1- 2                 |          | 0- 0            |  | 0- 0              |          | NEUTRAL        |  | 0- 1                 |                |                           |    | 1- 1     |          |                     |    |           |  |               |  |  |
| 4- 6                 |          | 0- 0            |  | 0- 0              |          | NON-CONFERENCE |  | 0- 1                 |                |                           |    | 4- 5     |          |                     |    |           |  |               |  |  |
| 2- 2                 |          | 0- 0            |  | 0- 0              |          | HOME           |  | 0- 0                 |                |                           |    | 2- 2     |          |                     |    |           |  |               |  |  |
| 2- 3                 |          | 0- 0            |  | 0- 0              |          | AWAY           |  | 0- 0                 |                |                           |    | 2- 3     |          |                     |    |           |  |               |  |  |
| 0- 1                 |          | 0- 0            |  | 0- 0              |          | NEUTRAL        |  | 0- 1                 |                |                           |    | 0- 0     |          |                     |    |           |  |               |  |  |
| 8- 8                 |          | 0- 0            |  | 0- 0              |          | CONFERENCE     |  | 0- 0                 |                |                           |    | 8- 8     |          |                     |    |           |  |               |  |  |
| 3- 4                 |          | 0- 0            |  | 0- 0              |          | HOME           |  | 0- 0                 |                |                           |    | 3- 4     |          |                     |    |           |  |               |  |  |
| 4- 3                 |          | 0- 0            |  | 0- 0              |          | AWAY           |  | 0- 0                 |                |                           |    | 4- 3     |          |                     |    |           |  |               |  |  |
| 1- 1                 |          | 0- 0            |  | 0- 0              |          | NEUTRAL        |  | 0- 0                 |                |                           |    | 1- 1     |          |                     |    |           |  |               |  |  |
| RPI 1-25             |          |                 |  | RPI 26-50         |          |                |  | RPI 51-100           |                |                           |    | RPI 101+ |          | Team's RPI : 255    |    |           |  |               |  |  |
| RPI S                | Opponent | Score           |  | RPI S             | Opponent | Score          |  | RPI S                | Opponent       | Score                     |    | RPI S    | Opponent | Score               |    |           |  |               |  |  |
|                      |          |                 |  |                   |          |                |  | 55 N                 | James Madi son | 63                        | 74 | 128      | A        | Long Beach St.      | 58 | 78        |  |               |  |  |
|                      |          |                 |  |                   |          |                |  |                      |                |                           |    | 128      | H        | Long Beach St.      | 59 | 74        |  |               |  |  |
|                      |          |                 |  |                   |          |                |  |                      |                |                           |    | 143      | A        | Loyol a Marymount   | 57 | 63        |  |               |  |  |
|                      |          |                 |  |                   |          |                |  |                      |                |                           |    | 149      | A        | UC Santa Barb.      | 82 | 71        |  |               |  |  |
|                      |          |                 |  |                   |          |                |  |                      |                |                           |    | 149      | H        | UC Santa Barb.      | 71 | 80        |  |               |  |  |
|                      |          |                 |  |                   |          |                |  |                      |                |                           |    | 171      | A        | UC Ri versi de      | 87 | 53        |  |               |  |  |
|                      |          |                 |  |                   |          |                |  |                      |                |                           |    | 171      | H        | UC Ri versi de      | 47 | 48        |  |               |  |  |
|                      |          |                 |  |                   |          |                |  |                      |                |                           |    | 171      | N        | UC Ri versi de      | 63 | 73        |  |               |  |  |
|                      |          |                 |  |                   |          |                |  |                      |                |                           |    | 205      | H        | New Mexico St.      | 63 | 65        |  |               |  |  |
|                      |          |                 |  |                   |          |                |  |                      |                |                           |    | 224      | A        | Long Isl and        | 72 | 68        |  |               |  |  |
|                      |          |                 |  |                   |          |                |  |                      |                |                           |    | 232      | A        | UC Davi s           | 63 | 70        |  |               |  |  |
|                      |          |                 |  |                   |          |                |  |                      |                |                           |    | 232      | H        | UC Davi s           | 59 | 73        |  |               |  |  |
|                      |          |                 |  |                   |          |                |  |                      |                |                           |    | 233      | H        | Portland St.        | 92 | 84        |  |               |  |  |
|                      |          |                 |  |                   |          |                |  |                      |                |                           |    | 252      | A        | Mercer              | 74 | 66        |  |               |  |  |
|                      |          |                 |  |                   |          |                |  |                      |                |                           |    | 265      | A        | San Franci sco      | 67 | 71        |  |               |  |  |
|                      |          |                 |  |                   |          |                |  |                      |                |                           |    | 272      | A        | UC Irvi ne          | 99 | 72        |  |               |  |  |
|                      |          |                 |  |                   |          |                |  |                      |                |                           |    | 272      | H        | UC Irvi ne          | 69 | 83        |  |               |  |  |
|                      |          |                 |  |                   |          |                |  |                      |                |                           |    | 276      | A        | Cal St. Full erton  | 67 | 76        |  |               |  |  |
|                      |          |                 |  |                   |          |                |  |                      |                |                           |    | 276      | H        | Cal St. Full erton  | 81 | 74        |  |               |  |  |
|                      |          |                 |  |                   |          |                |  |                      |                |                           |    | 279      | A        | Cal St. Northri dge | 83 | 53        |  |               |  |  |
|                      |          |                 |  |                   |          |                |  |                      |                |                           |    | 279      | H        | Cal St. Northri dge | 80 | 67        |  |               |  |  |
|                      |          |                 |  |                   |          |                |  |                      |                |                           |    | 319      | A        | Paci fi c           | 53 | 87        |  |               |  |  |
|                      |          |                 |  |                   |          |                |  |                      |                |                           |    | 319      | H        | Paci fi c           | 83 | 45        |  |               |  |  |
|                      |          |                 |  |                   |          |                |  |                      |                |                           |    | 319      | N        | Paci fi c           | 94 | 67        |  |               |  |  |
|                      |          |                 |  |                   |          |                |  |                      |                |                           |    | 321      | H        | Portl and           | 81 | 68        |  |               |  |  |
|                      |          |                 |  | LAST 10 Div       |          |                |  | si on I GAMES:       |                |                           |    |          |          |                     |    |           |  |               |  |  |
|                      |          |                 |  |                   |          |                |  |                      |                |                           |    | 272      | H        | UC Irvi ne          | 69 | 83        |  |               |  |  |
|                      |          |                 |  |                   |          |                |  |                      |                |                           |    | 128      | H        | Long Beach St.      | 59 | 74        |  |               |  |  |
|                      |          |                 |  |                   |          |                |  |                      |                |                           |    | 171      | H        | UC Ri versi de      | 47 | 48        |  |               |  |  |
|                      |          |                 |  |                   |          |                |  |                      |                |                           |    | 232      | A        | UC Davi s           | 63 | 70        |  |               |  |  |
|                      |          |                 |  |                   |          |                |  |                      |                |                           |    | 149      | H        | UC Santa Barb.      | 71 | 80        |  |               |  |  |

Non-Div I Games: Cal St. L. A. 86 78

Cal Poly

Loss, Non-Conf, S Site, H Home A Away N Neutral

Cal Poly

Cal Poly

| Average RPI Win: 240 |  | WON-LOST RECORD | WINNING PCT. RANK | LAST 10 GAMES  | STRENGTH OF SCHEDULE | OPP. STRENGTH OF SCHEDULE | TEAM RPI | ADJ. RPI | CONF. RPI | ADJ CONF. RPI |
|----------------------|--|-----------------|-------------------|----------------|----------------------|---------------------------|----------|----------|-----------|---------------|
| DIV. I ONLY          |  | 11- 17          | 217               | 5- 5           | 296                  | 287                       | 273      | 276      | 28        | 28            |
| DIV. I NON-CONF.     |  | 4- 9            | 253               | 1- 1           | 239                  | 302                       | 265      | 266      | 25        | 25            |
| TOTALS               |  | RPI 1-25        | RPI 26-50         | W-L RECORDS    |                      | RPI 51-100                | RPI 100+ |          |           |               |
| 11- 17               |  | 0- 0            | 0- 1              | OVERALL        |                      | 0- 1                      | 11- 15   |          |           |               |
| 9- 3                 |  | 0- 0            | 0- 0              | HOME           |                      | 0- 0                      | 9- 3     |          |           |               |
| 2- 12                |  | 0- 0            | 0- 1              | AWAY           |                      | 0- 1                      | 2- 10    |          |           |               |
| 0- 2                 |  | 0- 0            | 0- 0              | NEUTRAL        |                      | 0- 0                      | 0- 2     |          |           |               |
| 4- 9                 |  | 0- 0            | 0- 1              | NON-CONFERENCE |                      | 0- 1                      | 4- 7     |          |           |               |
| 3- 2                 |  | 0- 0            | 0- 0              | HOME           |                      | 0- 0                      | 3- 2     |          |           |               |
| 1- 6                 |  | 0- 0            | 0- 1              | AWAY           |                      | 0- 1                      | 1- 4     |          |           |               |
| 0- 1                 |  | 0- 0            | 0- 0              | NEUTRAL        |                      | 0- 0                      | 0- 1     |          |           |               |
| 7- 8                 |  | 0- 0            | 0- 0              | CONFERENCE     |                      | 0- 0                      | 7- 8     |          |           |               |
| 6- 1                 |  | 0- 0            | 0- 0              | HOME           |                      | 0- 0                      | 6- 1     |          |           |               |
| 1- 6                 |  | 0- 0            | 0- 0              | AWAY           |                      | 0- 0                      | 1- 6     |          |           |               |
| 0- 1                 |  | 0- 0            | 0- 0              | NEUTRAL        |                      | 0- 0                      | 0- 1     |          |           |               |

| RPI 1-25                  |                          | RPI 26-50 |       | RPI 51-100       |       | RPI 101+ Team's RPI: 276 |                      |        |
|---------------------------|--------------------------|-----------|-------|------------------|-------|--------------------------|----------------------|--------|
| RPI S                     | Opponent                 | Score     | RPI S | Opponent         | Score | RPI S                    | Opponent             | Score  |
| 43                        | A Southern Cal i forni a | 54 94     | 80    | A Fresno St.     | 50 68 | 103                      | A Northern Ari z.    | 61 66  |
|                           |                          |           |       |                  |       | 116                      | N Army               | 79 80  |
|                           |                          |           |       |                  |       | 128                      | A Long Beach St.     | 59 64  |
|                           |                          |           |       |                  |       | 128                      | H Long Beach St.     | 62 61  |
|                           |                          |           |       |                  |       | 149                      | A UC Santa Barb.     | 54 68  |
|                           |                          |           |       |                  |       | 149                      | H UC Santa Barb.     | 78 79  |
|                           |                          |           |       |                  |       | 171                      | A UC Ri versi de     | 59 55  |
|                           |                          |           |       |                  |       | 171                      | H UC Ri versi de     | 68 62  |
|                           |                          |           |       |                  |       | 198                      | A Col orado          | 71 100 |
|                           |                          |           |       |                  |       | 199                      | H Nevada             | 53 49  |
|                           |                          |           |       |                  |       | 232                      | A UC Davi s          | 71 66  |
|                           |                          |           |       |                  |       | 232                      | H UC Davi s          | 71 75  |
|                           |                          |           |       |                  |       | 244                      | A Northern Colo.     | 64 88  |
|                           |                          |           |       |                  |       | 255                      | A Cal Pol y          | 74 81  |
|                           |                          |           |       |                  |       | 255                      | H Cal Pol y          | 76 67  |
|                           |                          |           |       |                  |       | 265                      | A San Franci sco     | 63 70  |
|                           |                          |           |       |                  |       | 272                      | A UC Ir vine         | 66 73  |
|                           |                          |           |       |                  |       | 272                      | H UC Ir vine         | 75 67  |
|                           |                          |           |       |                  |       | 279                      | A Cal St. Northridge | 69 78  |
|                           |                          |           |       |                  |       | 279                      | H Cal St. Northridge | 87 61  |
|                           |                          |           |       |                  |       | 279                      | N Cal St. Northridge | 70 74  |
|                           |                          |           |       |                  |       | 284                      | H San Di ego         | 46 64  |
|                           |                          |           |       |                  |       | 300                      | H Utah Valley St.    | 84 63  |
|                           |                          |           |       |                  |       | 311                      | H Montana St.        | 85 84  |
|                           |                          |           |       |                  |       | 319                      | A Paci fi c          | 74 84  |
|                           |                          |           |       |                  |       | 319                      | H Paci fi c          | 72 64  |
| LAST 10 Div sion I GAMES: |                          |           |       |                  |       |                          |                      |        |
| 279                       | N Cal St. Northridge     | 70 74     | 319   | A Paci fi c      | 74 84 | 128                      | H Long Beach St.     | 62 61  |
| 232                       | A UC Davi s              | 71 66     | 171   | A UC Ri versi de | 59 55 | 272                      | H UC Ir vine         | 75 67  |
| 255                       | H Cal Pol y              | 76 67     |       |                  |       | 232                      | H UC Davi s          | 71 75  |
| 149                       | H UC Santa Barb.         | 78 79     |       |                  |       |                          |                      |        |
| 279                       | A Cal St. Northridge     | 69 78     |       |                  |       |                          |                      |        |

Cal St. Fullerton

Cal St. Fullerton

Non-Div I Games:

Cal St. Fullerton

Loss, 
Non-Conf, S Site, 
H Home
A Away 
N Neutral

| Average RPI Win: 240      |               | WON-LOST RECORD | WINNING PCT. RANK | LAST 10 GAMES          | STRENGTH OF SCHEDULE | OPP. STRENGTH OF SCHEDULE | TEAM RPI       | ADJ. RPI | CONF. RPI       | ADJ CONF. RPI           |
|---------------------------|---------------|-----------------|-------------------|------------------------|----------------------|---------------------------|----------------|----------|-----------------|-------------------------|
| Average RPI Loss: 180     |               |                 |                   |                        |                      |                           |                |          |                 |                         |
| DIV. I ONLY               |               | 10- 20          | 247               | 5- 5                   | 261                  | 269                       | 276            | 279      | 28              | 28                      |
| DIV. I NON-CONF.          |               | 3- 10           | 280               | 0- 0                   | 168                  | 222                       | 261            | 261      | 25              | 25                      |
| TOTALS                    |               | RPI 1-25        | RPI 26-50         | W-L RECORDS            | RPI 51-100           | RPI 100+                  |                |          |                 |                         |
| 10- 20                    |               | 0- 1            | 0- 2              | OVERALL                | 1- 0                 | 9- 17                     |                |          |                 |                         |
| 5- 7                      |               | 0- 1            | 0- 0              | HOME                   | 0- 0                 | 5- 6                      |                |          |                 |                         |
| 2- 10                     |               | 0- 0            | 0- 1              | AWAY                   | 0- 0                 | 2- 9                      |                |          |                 |                         |
| 3- 3                      |               | 0- 0            | 0- 1              | NEUTRAL                | 1- 0                 | 2- 2                      |                |          |                 |                         |
| 3- 10                     |               | 0- 1            | 0- 2              | NON-CONFERENCE         | 1- 0                 | 2- 7                      |                |          |                 |                         |
| 2- 3                      |               | 0- 1            | 0- 0              | HOME                   | 0- 0                 | 2- 2                      |                |          |                 |                         |
| 0- 5                      |               | 0- 0            | 0- 1              | AWAY                   | 0- 0                 | 0- 4                      |                |          |                 |                         |
| 1- 2                      |               | 0- 0            | 0- 1              | NEUTRAL                | 1- 0                 | 0- 1                      |                |          |                 |                         |
| 7- 10                     |               | 0- 0            | 0- 0              | CONFERENCE             | 0- 0                 | 7- 10                     |                |          |                 |                         |
| 3- 4                      |               | 0- 0            | 0- 0              | HOME                   | 0- 0                 | 3- 4                      |                |          |                 |                         |
| 2- 5                      |               | 0- 0            | 0- 0              | AWAY                   | 0- 0                 | 2- 5                      |                |          |                 |                         |
| 2- 1                      |               | 0- 0            | 0- 0              | NEUTRAL                | 0- 0                 | 2- 1                      |                |          |                 |                         |
| RPI 1-25                  |               | RPI 26-50       |                   | RPI 51-100             |                      | RPI 101+ Team's RPI: 279  |                |          |                 |                         |
| RPI S                     | Opponent      | Score           | RPI S             | Opponent               | Score                | RPI S                     | Opponent       | Score    | Team's RPI: 279 |                         |
| 22 H                      | Brigham Young | 59 76           | 38 N              | Texas A&M              | 52 76                | 72 N                      | Eastern Mi ch. | 69 59    | 128 A           | Long Beach St. 77 62    |
|                           |               |                 | 43 A              | Southern Cal i forni a | 69 97                |                           |                |          | 128 H           | Long Beach St. 62 102   |
|                           |               |                 |                   |                        |                      |                           |                |          | 149 A           | UC Santa Barb. 63 85    |
|                           |               |                 |                   |                        |                      |                           |                |          | 149 H           | UC Santa Barb. 51 54    |
|                           |               |                 |                   |                        |                      |                           |                |          | 149 N           | UC Santa Barb. 61 66    |
|                           |               |                 |                   |                        |                      |                           |                |          | 153 A           | Santa Clara 77 96       |
|                           |               |                 |                   |                        |                      |                           |                |          | 171 A           | UC Ri versi de 76 70    |
|                           |               |                 |                   |                        |                      |                           |                |          | 171 H           | UC Ri versi de 58 65    |
|                           |               |                 |                   |                        |                      |                           |                |          | 180 H           | San Jose St. 62 76      |
|                           |               |                 |                   |                        |                      |                           |                |          | 191 A           | Washington St. 55 68    |
|                           |               |                 |                   |                        |                      |                           |                |          | 191 N           | Washington St. 64 65    |
|                           |               |                 |                   |                        |                      |                           |                |          | 204 A           | Eastern Wash. 61 69     |
|                           |               |                 |                   |                        |                      |                           |                |          | 232 A           | UC Davi s 68 79         |
|                           |               |                 |                   |                        |                      |                           |                |          | 232 H           | UC Davi s 55 66         |
|                           |               |                 |                   |                        |                      |                           |                |          | 255 A           | Cal Poly 67 80          |
|                           |               |                 |                   |                        |                      |                           |                |          | 255 H           | Cal Poly 53 83          |
|                           |               |                 |                   |                        |                      |                           |                |          | 272 A           | UC Irvi ne 55 59        |
|                           |               |                 |                   |                        |                      |                           |                |          | 272 H           | UC Irvine 57 47         |
|                           |               |                 |                   |                        |                      |                           |                |          | 272 N           | UC Irvine 66 64         |
|                           |               |                 |                   |                        |                      |                           |                |          | 276 A           | Cal St. Fullerton 61 87 |
|                           |               |                 |                   |                        |                      |                           |                |          | 276 H           | Cal St. Fullerton 78 69 |
|                           |               |                 |                   |                        |                      |                           |                |          | 276 N           | Cal St. Fullerton 74 70 |
|                           |               |                 |                   |                        |                      |                           |                |          | 291 H           | Southeastern La. 73 52  |
|                           |               |                 |                   |                        |                      |                           |                |          | 319 A           | Paci fi c 56 58         |
|                           |               |                 |                   |                        |                      |                           |                |          | 319 H           | Paci fi c 80 59         |
|                           |               |                 |                   |                        |                      |                           |                |          | 321 H           | Portland 86 79          |
| LAST 10 Division I GAMES: |               |                 |                   |                        |                      |                           |                |          |                 |                         |
|                           |               |                 |                   |                        |                      |                           |                |          |                 |                         |
|                           |               |                 |                   |                        |                      |                           |                |          |                 |                         |
|                           |               |                 |                   |                        |                      |                           |                |          |                 |                         |
|                           |               |                 |                   |                        |                      |                           |                |          |                 |                         |
|                           |               |                 |                   |                        |                      |                           |                |          |                 |                         |
|                           |               |                 |                   |                        |                      |                           |                |          |                 |                         |
|                           |               |                 |                   |                        |                      |                           |                |          |                 |                         |
|                           |               |                 |                   |                        |                      |                           |                |          |                 |                         |
|                           |               |                 |                   |                        |                      |                           |                |          |                 |                         |
|                           |               |                 |                   |                        |                      |                           |                |          |                 |                         |
|                           |               |                 |                   |                        |                      |                           |                |          |                 |                         |
|                           |               |                 |                   |                        |                      |                           |                |          |                 |                         |
|                           |               |                 |                   |                        |                      |                           |                |          |                 |                         |
|                           |               |                 |                   |                        |                      |                           |                |          |                 |                         |
|                           |               |                 |                   |                        |                      |                           |                |          |                 |                         |
|                           |               |                 |                   |                        |                      |                           |                |          |                 |                         |
|                           |               |                 |                   |                        |                      |                           |                |          |                 |                         |
|                           |               |                 |                   |                        |                      |                           |                |          |                 |                         |
|                           |               |                 |                   |                        |                      |                           |                |          |                 |                         |
|                           |               |                 |                   |                        |                      |                           |                |          |                 |                         |
|                           |               |                 |                   |                        |                      |                           |                |          |                 |                         |
|                           |               |                 |                   |                        |                      |                           |                |          |                 |                         |
|                           |               |                 |                   |                        |                      |                           |                |          |                 |                         |
|                           |               |                 |                   |                        |                      |                           |                |          |                 |                         |
|                           |               |                 |                   |                        |                      |                           |                |          |                 |                         |
|                           |               |                 |                   |                        |                      |                           |                |          |                 |                         |
|                           |               |                 |                   |                        |                      |                           |                |          |                 |                         |
|                           |               |                 |                   |                        |                      |                           |                |          |                 |                         |
|                           |               |                 |                   |                        |                      |                           |                |          |                 |                         |
|                           |               |                 |                   |                        |                      |                           |                |          |                 |                         |
|                           |               |                 |                   |                        |                      |                           |                |          |                 |                         |
|                           |               |                 |                   |                        |                      |                           |                |          |                 |                         |
|                           |               |                 |                   |                        |                      |                           |                |          |                 |                         |
|                           |               |                 |                   |                        |                      |                           |                |          |                 |                         |
|                           |               |                 |                   |                        |                      |                           |                |          |                 |                         |
|                           |               |                 |                   |                        |                      |                           |                |          |                 |                         |
|                           |               |                 |                   |                        |                      |                           |                |          |                 |                         |
|                           |               |                 |                   |                        |                      |                           |                |          |                 |                         |
|                           |               |                 |                   |                        |                      |                           |                |          |                 |                         |
|                           |               |                 |                   |                        |                      |                           |                |          |                 |                         |
|                           |               |                 |                   |                        |                      |                           |                |          |                 |                         |
|                           |               |                 |                   |                        |                      |                           |                |          |                 |                         |
|                           |               |                 |                   |                        |                      |                           |                |          |                 |                         |
|                           |               |                 |                   |                        |                      |                           |                |          |                 |                         |
|                           |               |                 |                   |                        |                      |                           |                |          |                 |                         |
|                           |               |                 |                   |                        |                      |                           |                |          |                 |                         |
|                           |               |                 |                   |                        |                      |                           |                |          |                 |                         |
|                           |               |                 |                   |                        |                      |                           |                |          |                 |                         |
|                           |               |                 |                   |                        |                      |                           |                |          |                 |                         |
|                           |               |                 |                   |                        |                      |                           |                |          |                 |                         |
|                           |               |                 |                   |                        |                      |                           |                |          |                 |                         |
|                           |               |                 |                   |                        |                      |                           |                |          |                 |                         |
|                           |               |                 |                   |                        |                      |                           |                |          |                 |                         |
|                           |               |                 |                   |                        |                      |                           |                |          |                 |                         |
|                           |               |                 |                   |                        |                      |                           |                |          |                 |                         |
|                           |               |                 |                   |                        |                      |                           |                |          |                 |                         |
|                           |               |                 |                   |                        |                      |                           |                |          |                 |                         |
|                           |               |                 |                   |                        |                      |                           |                |          |                 |                         |
|                           |               |                 |                   |                        |                      |                           |                |          |                 |                         |
|                           |               |                 |                   |                        |                      |                           |                |          |                 |                         |
|                           |               |                 |                   |                        |                      |                           |                |          |                 |                         |
|                           |               |                 |                   |                        |                      |                           |                |          |                 |                         |
|                           |               |                 |                   |                        | </                   |                           |                |          |                 |                         |

Cal St. Northridge

Non-Div I Games:

Cal St. Northridge

Loss, 
Non-Conf, S Site, 
H Home
A Away 
N Neutral

|                   |     |          |           |         |             |               |      |      |       |           |
|-------------------|-----|----------|-----------|---------|-------------|---------------|------|------|-------|-----------|
| Average RPI Win:  | 144 | WON-LOST | WINNING   | LAST 10 | STRENGTH OF | OPP. STRENGTH | TEAM | ADJ. | CONF. | ADJ CONF. |
| Average RPI Loss: | 51  | RECORD   | PCT. RANK | GAMES   | SCHEDULE    | OF SCHEDULE   | RPI  | RPI  | RPI   | RPI       |

|                  |        |     |      |    |     |    |    |   |   |
|------------------|--------|-----|------|----|-----|----|----|---|---|
| DIV. I ONLY      | 18- 12 | 101 | 4- 6 | 53 | 58  | 66 | 66 | 5 | 5 |
| DIV. I NON-CONF. | 8- 3   | 58  | 0- 1 | 82 | 184 | 59 | 59 | 3 | 3 |

|        |          |           |                |            |          |
|--------|----------|-----------|----------------|------------|----------|
| TOTALS | RPI 1-25 | RPI 26-50 | W-L RECORDS    | RPI 51-100 | RPI 100+ |
| 18- 12 | 2- 6     | 3- 3      | OVERALL        | 2- 1       | 11- 2    |
| 12- 3  | 2- 1     | 2- 0      | HOME           | 1- 1       | 7- 1     |
| 5- 6   | 0- 3     | 1- 2      | AWAY           | 1- 0       | 3- 1     |
| 1- 3   | 0- 2     | 0- 1      | NEUTRAL        | 0- 0       | 1- 0     |
| 8- 3   | 0- 1     | 0- 2      | NON-CONFERENCE | 1- 0       | 7- 0     |
| 6- 0   | 0- 0     | 0- 0      | HOME           | 1- 0       | 5- 0     |
| 1- 1   | 0- 0     | 0- 1      | AWAY           | 0- 0       | 1- 0     |
| 1- 2   | 0- 1     | 0- 1      | NEUTRAL        | 0- 0       | 1- 0     |
| 10- 9  | 2- 5     | 3- 1      | CONFERENCE     | 1- 1       | 4- 2     |
| 6- 3   | 2- 1     | 2- 0      | HOME           | 0- 1       | 2- 1     |
| 4- 5   | 0- 3     | 1- 1      | AWAY           | 1- 0       | 2- 1     |
| 0- 1   | 0- 1     | 0- 0      | NEUTRAL        | 0- 0       | 0- 0     |

| RPI 1-25 |   |              | RPI 26-50 |     |   | RPI 51-100           |       |     | Team's RPI: 66 |            |       | RPI 101+ |   |                |       |   |                    |       |  |
|----------|---|--------------|-----------|-----|---|----------------------|-------|-----|----------------|------------|-------|----------|---|----------------|-------|---|--------------------|-------|--|
| RPI      | S | Opponent     | Score     | RPI | S | Opponent             | Score | RPI | S              | Opponent   | Score | RPI      | S | Opponent       | Score |   |                    |       |  |
| 10       | N | Bayl or      | 58 75     | 31  | N | St. John' s (N. Y. ) | 68 78 | 61  | H              | UNLV       | 58 50 | 145      | A | Oregon         | 41 70 |   |                    |       |  |
| 14       | A | Stanford     | 75 87     | 32  | A | New Mexi co          | 46 55 | 100 | A              | Oregon St. | 71 50 | 145      | H | Oregon         | 49 39 |   |                    |       |  |
| 14       | H | Stanford     | 46 55     | 43  | A | Southern             | 72 67 | 100 | H              | Oregon St. | 55 63 | 166      | A | Ari zona       | 73 56 |   |                    |       |  |
| 16       | A | Ari zona St. | 43 62     |     |   | Cal i forni a        |       |     |                |            |       | 166      | H | Ari zona       | 76 80 |   |                    |       |  |
| 16       | H | Ari zona St. | 66 64     | 43  | H | Southern             | 73 68 |     |                |            |       | 172      | H | Radford        | 73 50 |   |                    |       |  |
| 21       | A | UCLA         | 87 90     |     |   | Cal i forni a        |       |     |                |            |       | 180      | A | San Jose St.   | 78 57 |   |                    |       |  |
| 21       | H | UCLA         | 65 58     | 44  | A | Washi ngton          | 55 62 |     |                |            |       | 183      | N | Marshall I     | 62 53 |   |                    |       |  |
| 21       | N | UCLA         | 63 80     | 44  | H | Washi ngton          | 81 58 |     |                |            |       | 191      | A | Washington St. | 53 47 |   |                    |       |  |
|          |   |              |           |     |   |                      |       |     |                |            |       | 191      |   |                |       | H | Washington St.     | 61 51 |  |
|          |   |              |           |     |   |                      |       |     |                |            |       | 204      |   |                |       | H | Eastern Wash.      | 64 45 |  |
|          |   |              |           |     |   |                      |       |     |                |            |       | 232      |   |                |       | H | UC Davi s          | 67 58 |  |
|          |   |              |           |     |   |                      |       |     |                |            |       | 283      |   |                |       | H | South Carolina St. | 94 48 |  |
|          |   |              |           |     |   |                      |       |     |                |            |       | 318      |   |                |       | H | Col umbi a         | 71 36 |  |
|          |   |              |           |     |   |                      |       |     |                |            |       |          |   |                |       |   |                    |       |  |
|          |   |              |           |     |   |                      |       |     |                |            |       |          |   |                |       |   |                    |       |  |
|          |   |              |           |     |   |                      |       |     |                |            |       |          |   |                |       |   |                    |       |  |
|          |   |              |           |     |   |                      |       |     |                |            |       |          |   |                |       |   |                    |       |  |
|          |   |              |           |     |   |                      |       |     |                |            |       |          |   |                |       |   |                    |       |  |
|          |   |              |           |     |   |                      |       |     |                |            |       |          |   |                |       |   |                    |       |  |
|          |   |              |           |     |   |                      |       |     |                |            |       |          |   |                |       |   |                    |       |  |
|          |   |              |           |     |   |                      |       |     |                |            |       |          |   |                |       |   |                    |       |  |
|          |   |              |           |     |   |                      |       |     |                |            |       |          |   |                |       |   |                    |       |  |
|          |   |              |           |     |   |                      |       |     |                |            |       |          |   |                |       |   |                    |       |  |
|          |   |              |           |     |   |                      |       |     |                |            |       |          |   |                |       |   |                    |       |  |
|          |   |              |           |     |   |                      |       |     |                |            |       |          |   |                |       |   |                    |       |  |
|          |   |              |           |     |   |                      |       |     |                |            |       |          |   |                |       |   |                    |       |  |
|          |   |              |           |     |   |                      |       |     |                |            |       |          |   |                |       |   |                    |       |  |
|          |   |              |           |     |   |                      |       |     |                |            |       |          |   |                |       |   |                    |       |  |
|          |   |              |           |     |   |                      |       |     |                |            |       |          |   |                |       |   |                    |       |  |
|          |   |              |           |     |   |                      |       |     |                |            |       |          |   |                |       |   |                    |       |  |
|          |   |              |           |     |   |                      |       |     |                |            |       |          |   |                |       |   |                    |       |  |
|          |   |              |           |     |   |                      |       |     |                |            |       |          |   |                |       |   |                    |       |  |
|          |   |              |           |     |   |                      |       |     |                |            |       |          |   |                |       |   |                    |       |  |
|          |   |              |           |     |   |                      |       |     |                |            |       |          |   |                |       |   |                    |       |  |
|          |   |              |           |     |   |                      |       |     |                |            |       |          |   |                |       |   |                    |       |  |
|          |   |              |           |     |   |                      |       |     |                |            |       |          |   |                |       |   |                    |       |  |
|          |   |              |           |     |   |                      |       |     |                |            |       |          |   |                |       |   |                    |       |  |
|          |   |              |           |     |   |                      |       |     |                |            |       |          |   |                |       |   |                    |       |  |
|          |   |              |           |     |   |                      |       |     |                |            |       |          |   |                |       |   |                    |       |  |
|          |   |              |           |     |   |                      |       |     |                |            |       |          |   |                |       |   |                    |       |  |
|          |   |              |           |     |   |                      |       |     |                |            |       |          |   |                |       |   |                    |       |  |
|          |   |              |           |     |   |                      |       |     |                |            |       |          |   |                |       |   |                    |       |  |
|          |   |              |           |     |   |                      |       |     |                |            |       |          |   |                |       |   |                    |       |  |
|          |   |              |           |     |   |                      |       |     |                |            |       |          |   |                |       |   |                    |       |  |
|          |   |              |           |     |   |                      |       |     |                |            |       |          |   |                |       |   |                    |       |  |
|          |   |              |           |     |   |                      |       |     |                |            |       |          |   |                |       |   |                    |       |  |
|          |   |              |           |     |   |                      |       |     |                |            |       |          |   |                |       |   |                    |       |  |
|          |   |              |           |     |   |                      |       |     |                |            |       |          |   |                |       |   |                    |       |  |
|          |   |              |           |     |   |                      |       |     |                |            |       |          |   |                |       |   |                    |       |  |
|          |   |              |           |     |   |                      |       |     |                |            |       |          |   |                |       |   |                    |       |  |
|          |   |              |           |     |   |                      |       |     |                |            |       |          |   |                |       |   |                    |       |  |
|          |   |              |           |     |   |                      |       |     |                |            |       |          |   |                |       |   |                    |       |  |
|          |   |              |           |     |   |                      |       |     |                |            |       |          |   |                |       |   |                    |       |  |
|          |   |              |           |     |   |                      |       |     |                |            |       |          |   |                |       |   |                    |       |  |
|          |   |              |           |     |   |                      |       |     |                |            |       |          |   |                |       |   |                    |       |  |
|          |   |              |           |     |   |                      |       |     |                |            |       |          |   |                |       |   |                    |       |  |
|          |   |              |           |     |   |                      |       |     |                |            |       |          |   |                |       |   |                    |       |  |
|          |   |              |           |     |   |                      |       |     |                |            |       |          |   |                |       |   |                    |       |  |
|          |   |              |           |     |   |                      |       |     |                |            |       |          |   |                |       |   |                    |       |  |
|          |   |              |           |     |   |                      |       |     |                |            |       |          |   |                |       |   |                    |       |  |
|          |   |              |           |     |   |                      |       |     |                |            |       |          |   |                |       |   |                    |       |  |
|          |   |              |           |     |   |                      |       |     |                |            |       |          |   |                |       |   |                    |       |  |
|          |   |              |           |     |   |                      |       |     |                |            |       |          |   |                |       |   |                    |       |  |
|          |   |              |           |     |   |                      |       |     |                |            |       |          |   |                |       |   |                    |       |  |
|          |   |              |           |     |   |                      |       |     |                |            |       |          |   |                |       |   |                    |       |  |
|          |   |              |           |     |   |                      |       |     |                |            |       |          |   |                |       |   |                    |       |  |
|          |   |              |           |     |   |                      |       |     |                |            |       |          |   |                |       |   |                    |       |  |
|          |   |              |           |     |   |                      |       |     |                |            |       |          |   |                |       |   |                    |       |  |
|          |   |              |           |     |   |                      |       |     |                |            |       |          |   |                |       |   |                    |       |  |
|          |   |              |           |     |   |                      |       |     |                |            |       |          |   |                |       |   |                    |       |  |
|          |   |              |           |     |   |                      |       |     |                |            |       |          |   |                |       |   |                    |       |  |
|          |   |              |           |     |   |                      |       |     |                |            |       |          |   |                |       |   |                    |       |  |
|          |   |              |           |     |   |                      |       |     |                |            |       |          |   |                |       |   |                    |       |  |
|          |   |              |           |     |   |                      |       |     |                |            |       |          |   |                |       |   |                    |       |  |
|          |   |              |           |     |   |                      |       |     |                |            |       |          |   |                |       |   |                    |       |  |
|          |   |              |           |     |   |                      |       |     |                |            |       |          |   |                |       |   |                    |       |  |
|          |   |              |           |     |   |                      |       |     |                |            |       |          |   |                |       |   |                    |       |  |
|          |   |              |           |     |   |                      |       |     |                |            |       |          |   |                |       |   |                    |       |  |
|          |   |              |           |     |   |                      |       |     |                |            |       |          |   |                |       |   |                    |       |  |
|          |   |              |           |     |   |                      |       |     |                |            |       |          |   |                |       |   |                    |       |  |
|          |   |              |           |     |   |                      |       |     |                |            |       |          |   |                |       |   |                    |       |  |
|          |   |              |           |     |   |                      |       |     |                |            |       |          |   |                |       |   |                    |       |  |
|          |   |              |           |     |   |                      |       |     |                |            |       |          |   |                |       |   |                    |       |  |
|          |   |              |           |     |   |                      |       |     |                |            |       |          |   |                |       |   |                    |       |  |
|          |   |              |           |     |   |                      |       |     |                |            |       |          |   |                |       |   |                    |       |  |
|          |   |              |           |     |   |                      |       |     |                |            |       |          |   |                |       |   |                    |       |  |
|          |   |              |           |     |   |                      |       |     |                |            |       |          |   |                |       |   |                    |       |  |
|          |   |              |           |     |   |                      |       |     |                |            |       |          |   |                |       |   |                    |       |  |
|          |   |              |           |     |   |                      |       |     |                |            |       |          |   |                |       |   |                    |       |  |
|          |   |              |           |     |   |                      |       |     |                |            |       |          |   |                |       |   |                    |       |  |
|          |   |              |           |     |   |                      |       |     |                |            |       |          |   |                |       |   |                    |       |  |
|          |   |              |           |     |   |                      |       |     |                |            |       |          |   |                |       |   |                    |       |  |
|          |   |              |           |     |   |                      |       |     |                |            |       |          |   |                |       |   |                    |       |  |
|          |   |              |           |     |   |                      |       |     |                |            |       |          |   |                |       |   |                    |       |  |
|          |   |              |           |     |   |                      |       |     |                |            |       |          |   |                |       |   |                    |       |  |
|          |   |              |           |     |   |                      |       |     |                |            |       |          |   |                |       |   |                    |       |  |
|          |   |              |           |     |   |                      |       |     |                |            |       |          |   |                |       |   |                    |       |  |
|          |   |              |           |     |   |                      |       |     |                |            |       |          |   |                |       |   |                    |       |  |
|          |   |              |           |     |   |                      |       |     |                |            |       |          |   |                |       |   |                    |       |  |
|          |   |              |           |     |   |                      |       |     |                |            |       |          |   |                |       |   |                    |       |  |
|          |   |              |           |     |   |                      |       |     |                |            |       |          |   |                |       |   |                    |       |  |
|          |   |              |           |     |   |                      |       |     |                |            |       |          |   |                |       |   |                    |       |  |
|          |   |              |           |     |   |                      |       |     |                |            |       |          |   |                |       |   |                    |       |  |
|          |   |              |           |     |   |                      |       |     |                |            |       |          |   |                |       |   |                    |       |  |
|          |   |              |           |     |   |                      |       |     |                |            |       |          |   |                |       |   |                    |       |  |
|          |   |              |           |     |   |                      |       |     |                |            |       |          |   |                |       |   |                    |       |  |
|          |   |              |           |     |   |                      |       |     |                |            |       |          |   |                |       |   |                    |       |  |
|          |   |              |           |     |   |                      |       |     |                |            |       |          |   |                |       |   |                    |       |  |
|          |   |              |           |     |   |                      |       |     |                |            |       |          |   |                |       |   |                    |       |  |

Non-Di v I Games:

Cal i f o r n i a

| Average RPI Win: 271  |          | WON-LOST  | WINNING        | LAST 10    | STRENGTH OF | OPP. STRENGTH | TEAM             | ADJ.  | CONF. | ADJ CONF.                |
|-----------------------|----------|-----------|----------------|------------|-------------|---------------|------------------|-------|-------|--------------------------|
| Average RPI Loss: 178 |          | RECORD    | PCT. RANK      | GAMES      | SCHEDULE    | OF SCHEDULE   | RPI              | RPI   | RPI   | RPI                      |
| DIV. I ONLY           | 11- 18   | 227       | 4- 6           | 233        | 308         | 257           | 259              | 25    | 27    |                          |
| DIV. I NON-CONF.      | 5- 7     | 196       | 2- 0           | 240        | 311         | 240           | 239              | 30    | 30    |                          |
| TOTALS                | RPI 1-25 | RPI 26-50 | W-L RECORDS    | RPI 51-100 | RPI 100+    |               |                  |       |       |                          |
| 11- 18                | 0- 0     | 0- 0      | OVERALL        | 0- 1       | 11- 17      |               |                  |       |       |                          |
| 7- 5                  | 0- 0     | 0- 0      | HOME           | 0- 0       | 7- 5        |               |                  |       |       |                          |
| 4- 11                 | 0- 0     | 0- 0      | AWAY           | 0- 1       | 4- 10       |               |                  |       |       |                          |
| 0- 2                  | 0- 0     | 0- 0      | NEUTRAL        | 0- 0       | 0- 2        |               |                  |       |       |                          |
| 5- 7                  | 0- 0     | 0- 0      | NON-CONFERENCE | 0- 1       | 5- 6        |               |                  |       |       |                          |
| 3- 1                  | 0- 0     | 0- 0      | HOME           | 0- 0       | 3- 1        |               |                  |       |       |                          |
| 2- 5                  | 0- 0     | 0- 0      | AWAY           | 0- 1       | 2- 4        |               |                  |       |       |                          |
| 0- 1                  | 0- 0     | 0- 0      | NEUTRAL        | 0- 0       | 0- 1        |               |                  |       |       |                          |
| 6- 11                 | 0- 0     | 0- 0      | CONFERENCE     | 0- 0       | 6- 11       |               |                  |       |       |                          |
| 4- 4                  | 0- 0     | 0- 0      | HOME           | 0- 0       | 4- 4        |               |                  |       |       |                          |
| 2- 6                  | 0- 0     | 0- 0      | AWAY           | 0- 0       | 2- 6        |               |                  |       |       |                          |
| 0- 1                  | 0- 0     | 0- 0      | NEUTRAL        | 0- 0       | 0- 1        |               |                  |       |       |                          |
| RPI S                 | RPI 1-25 | Score     | RPI S          | RPI 26-50  | Score       | RPI S         | RPI 51-100       | Score | RPI S | RPI 101+ Team's RPI: 259 |
|                       | Opponent |           |                | Opponent   |             |               | Opponent         |       |       | Score                    |
|                       |          |           |                |            |             | 87            | A High Poi nt    | 60    | 73    |                          |
|                       |          |           |                |            |             | 101           | A Hawai i        | 59    | 69    |                          |
|                       |          |           |                |            |             | 101           | A Hawai i        | 64    | 80    |                          |
|                       |          |           |                |            |             | 125           | A Bel mont       | 60    | 70    |                          |
|                       |          |           |                |            |             | 125           | H Bel mont       | 56    | 61    |                          |
|                       |          |           |                |            |             | 135           | A Fla. Atlantic  | 58    | 74    |                          |
|                       |          |           |                |            |             | 135           | H Fla. Atlantic  | 63    | 73    |                          |
|                       |          |           |                |            |             | 139           | A UNC Greensboro | 55    | 78    |                          |
|                       |          |           |                |            |             | 148           | H Coastal Caro.  | 42    | 57    |                          |
|                       |          |           |                |            |             | 161           | A East Tenn. St. | 63    | 73    |                          |
|                       |          |           |                |            |             | 161           | H East Tenn. St. | 36    | 56    |                          |
|                       |          |           |                |            |             | 165           | A UNC Asheville  | 60    | 64    |                          |
|                       |          |           |                |            |             | 210           | H Winthrop       | 79    | 64    |                          |
|                       |          |           |                |            |             | 218           | A Gardner-Webb   | 71    | 59    |                          |
|                       |          |           |                |            |             | 218           | H Gardner-Webb   | 54    | 66    |                          |
|                       |          |           |                |            |             | 218           | N Gardner-Webb   | 65    | 71    |                          |
|                       |          |           |                |            |             | 252           | A Mercer         | 68    | 58    |                          |
|                       |          |           |                |            |             | 252           | H Mercer         | 54    | 47    |                          |
|                       |          |           |                |            |             | 260           | A North Fla.     | 65    | 64    |                          |
|                       |          |           |                |            |             | 260           | H North Fla.     | 60    | 49    |                          |
|                       |          |           |                |            |             | 273           | A Stetson        | 50    | 64    |                          |
|                       |          |           |                |            |             | 273           | H Stetson        | 68    | 50    |                          |
|                       |          |           |                |            |             | 298           | A Jacksonvill e  | 55    | 63    |                          |
|                       |          |           |                |            |             | 298           | H Jacksonvill e  | 85    | 69    |                          |
|                       |          |           |                |            |             | 306           | N Norfolk St.    | 57    | 70    |                          |
|                       |          |           |                |            |             | 312           | A Li pscomb      | 52    | 61    |                          |
|                       |          |           |                |            |             | 312           | H Li pscomb      | 58    | 43    |                          |
|                       |          |           |                |            |             | 325           | A Kennesaw St.   | 84    | 72    |                          |
|                       |          |           |                |            |             | 325           | H Kennesaw St.   | 66    | 52    |                          |
|                       |          |           |                |            |             | 218           | N Gardner-Webb   | 65    | 71    |                          |
|                       |          |           |                |            |             | 161           | H East Tenn. St. | 36    | 56    |                          |
|                       |          |           |                |            |             | 325           | H Kennesaw St.   | 66    | 52    |                          |
|                       |          |           |                |            |             | 135           | A Fla. Atlantic  | 58    | 74    |                          |
|                       |          |           |                |            |             | 273           | A Stetson        | 50    | 64    |                          |
|                       |          |           |                |            |             | 252           | A Mercer         | 68    | 58    |                          |
|                       |          |           |                |            |             | 312           | H Li pscomb      | 58    | 43    |                          |
|                       |          |           |                |            |             | 125           | H Bel mont       | 56    | 61    |                          |
|                       |          |           |                |            |             | 260           | A North Fla.     | 65    | 64    |                          |
|                       |          |           |                |            |             | 298           | A Jacksonvill e  | 55    | 63    |                          |

LAST 10 Division I GAMES:

|     |                  |    |    |     |                 |    |    |
|-----|------------------|----|----|-----|-----------------|----|----|
| 218 | N Gardner-Webb   | 65 | 71 | 252 | A Mercer        | 68 | 58 |
| 161 | H East Tenn. St. | 36 | 56 | 312 | H Li pscomb     | 58 | 43 |
| 325 | H Kennesaw St.   | 66 | 52 | 125 | H Bel mont      | 56 | 61 |
| 135 | A Fla. Atlantic  | 58 | 74 | 260 | A North Fla.    | 65 | 64 |
| 273 | A Stetson        | 50 | 64 | 298 | A Jacksonvill e | 55 | 63 |

Non-Div I Games:

Campbell

Loss, 
Non-Conf, S Site, 
H Home
A Away 
N Neutral

| Average RPI Win: 241  |            | WON-LOST  | WINNING                   | LAST 10         | STRENGTH OF | OPP. STRENGTH    | TEAM            | ADJ.            | CONF.             | ADJ CONF. |
|-----------------------|------------|-----------|---------------------------|-----------------|-------------|------------------|-----------------|-----------------|-------------------|-----------|
| Average RPI Loss: 106 |            | RECORD    | PCT. RANK                 | GAMES           | SCHEDULE    | OF SCHEDULE      | RPI             | RPI             | RPI               | RPI       |
| DIV. I ONLY           | 18- 11     | 92        | 8- 2                      | 221             | 219         | 127              | 129             | 19              | 19                |           |
| DIV. I NON-CONF.      | 3- 6       | 234       | 0- 0                      | 176             | 134         | 222              | 224             | 18              | 18                |           |
| TOTALS                | RPI 1-25   | RPI 26-50 | W-L RECORDS               | RPI 51-100      | RPI 100+    |                  |                 |                 |                   |           |
| 18- 11                | 0- 1       | 0- 0      | OVERALL                   | 0- 4            | 18- 6       |                  |                 |                 |                   |           |
| 8- 5                  | 0- 0       | 0- 0      | HOME                      | 0- 2            | 8- 3        |                  |                 |                 |                   |           |
| 9- 5                  | 0- 1       | 0- 0      | AWAY                      | 0- 2            | 9- 2        |                  |                 |                 |                   |           |
| 1- 1                  | 0- 0       | 0- 0      | NEUTRAL                   | 0- 0            | 1- 1        |                  |                 |                 |                   |           |
| 3- 6                  | 0- 1       | 0- 0      | NON-CONFERENCE            | 0- 2            | 3- 3        |                  |                 |                 |                   |           |
| 1- 3                  | 0- 0       | 0- 0      | HOME                      | 0- 1            | 1- 2        |                  |                 |                 |                   |           |
| 2- 3                  | 0- 1       | 0- 0      | AWAY                      | 0- 1            | 2- 1        |                  |                 |                 |                   |           |
| 0- 0                  | 0- 0       | 0- 0      | NEUTRAL                   | 0- 0            | 0- 0        |                  |                 |                 |                   |           |
| 15- 5                 | 0- 0       | 0- 0      | CONFERENCE                | 0- 2            | 15- 3       |                  |                 |                 |                   |           |
| 7- 2                  | 0- 0       | 0- 0      | HOME                      | 0- 1            | 7- 1        |                  |                 |                 |                   |           |
| 7- 2                  | 0- 0       | 0- 0      | AWAY                      | 0- 1            | 7- 1        |                  |                 |                 |                   |           |
| 1- 1                  | 0- 0       | 0- 0      | NEUTRAL                   | 0- 0            | 1- 1        |                  |                 |                 |                   |           |
| RPI S                 | RPI 1-25   | RPI S     | RPI 26-50                 | RPI S           | RPI 51-100  | RPI S            | RPI 101+        | Team's RPI: 129 |                   |           |
| 8                     | Opponent   | Score     | Opponent                  | Score           | Opponent    | Score            | Opponent        | Score           |                   |           |
| 8                     | A Ohio St. | 58 90     |                           |                 | 71          | A Marist         | 69 81           | 112             | A Binghamton      | 86 93     |
|                       |            |           |                           |                 | 71          | H Marist         | 40 65           | 114             | A Iona            | 76 59     |
|                       |            |           |                           |                 | 72          | A Eastern Mi ch. | 44 70           | 114             | H Iona            | 65 77     |
|                       |            |           |                           |                 | 79          | H Boston U.      | 68 73           | 115             | A Loyol a (Md.)   | 53 71     |
|                       |            |           |                           |                 |             |                  |                 | 115             | H Loyol a (Md.)   | 87 81     |
|                       |            |           |                           |                 |             |                  |                 | 115             | N Loyol a (Md.)   | 66 76     |
|                       |            |           |                           |                 |             |                  |                 | 179             | H Syracuse        | 73 91     |
|                       |            |           |                           |                 |             |                  |                 | 215             | A St. Peter's     | 65 57     |
|                       |            |           |                           |                 |             |                  |                 | 215             | H St. Peter's     | 72 65     |
|                       |            |           |                           |                 |             |                  |                 | 216             | A Manhattan       | 51 47     |
|                       |            |           |                           |                 |             |                  |                 | 216             | H Manhattan       | 52 50     |
|                       |            |           |                           |                 |             |                  |                 | 229             | A Si ena          | 60 58     |
|                       |            |           |                           |                 |             |                  |                 | 229             | H Si ena          | 80 52     |
|                       |            |           |                           |                 |             |                  |                 | 235             | H Northeastern    | 77 80     |
|                       |            |           |                           |                 |             |                  |                 | 238             | A Fai rfi el d    | 76 62     |
|                       |            |           |                           |                 |             |                  |                 | 238             | H Fai rfi el d    | 85 73     |
|                       |            |           |                           |                 |             |                  |                 | 238             | N Fai rfi el d    | 60 55     |
|                       |            |           |                           |                 |             |                  |                 | 246             | A Buffal o        | 77 61     |
|                       |            |           |                           |                 |             |                  |                 | 270             | H Cornel I        | 84 54     |
|                       |            |           |                           |                 |             |                  |                 | 285             | A St. Bonaventure | 77 67     |
|                       |            |           |                           |                 |             |                  |                 | 315             | A Ri der          | 76 66     |
|                       |            |           |                           |                 |             |                  |                 | 315             | H Ri der          | 84 65     |
|                       |            |           |                           |                 |             |                  |                 | 322             | A Ni agara        | 76 65     |
|                       |            |           |                           |                 |             |                  |                 | 322             | H Ni agara        | 71 54     |
|                       |            |           | LAST 10 Div sion I GAMES: |                 |             |                  |                 |                 |                   |           |
|                       |            |           | 115                       | N Loyol a (Md.) | 66 76       | 215              | H St. Peter's   | 72 65           |                   |           |
|                       |            |           | 238                       | N Fai rfi el d  | 60 55       | 71               | A Marist        | 69 81           |                   |           |
|                       |            |           | 322                       | A Ni agara      | 76 65       | 238              | A Fai rfi el d  | 76 62           |                   |           |
|                       |            |           | 229                       | A Si ena        | 60 58       | 115              | H Loyol a (Md.) | 87 81           |                   |           |
|                       |            |           | 315                       | H Ri der        | 84 65       | 216              | H Manhattan     | 52 50           |                   |           |

Non-Div I Games:

Canisius



| Average RPI Win:          | 259                        | WON-LOST RECORD | WINNING PCT. RANK         | LAST 10 GAMES  | STRENGTH OF SCHEDULE           | OPP. STRENGTH OF SCHEDULE | TEAM RPI                      | ADJ. RPI        | CONF. RPI | ADJ CONF. RPI |
|---------------------------|----------------------------|-----------------|---------------------------|----------------|--------------------------------|---------------------------|-------------------------------|-----------------|-----------|---------------|
| Average RPI Loss:         | 175                        |                 |                           |                |                                |                           |                               |                 |           |               |
| DIV. I ONLY               | 3- 24                      | 322             | 1- 9                      | 208            | 250                            | 315                       | 313                           | 17              | 17        |               |
| DIV. I NON-CONF.          | 1- 10                      | 315             | 0- 0                      | 205            | 298                            | 315                       | 315                           | 17              | 17        |               |
| TOTALS                    | RPI 1-25                   | RPI 26-50       | W-L RECORDS               | RPI 51-100     | RPI 100+                       |                           |                               |                 |           |               |
| 3- 24                     | 0- 1                       | 0- 0            | OVERALL                   | 0- 3           | 3- 20                          |                           |                               |                 |           |               |
| 3- 11                     | 0- 0                       | 0- 0            | HOME                      | 0- 2           | 3- 9                           |                           |                               |                 |           |               |
| 0- 11                     | 0- 0                       | 0- 0            | AWAY                      | 0- 1           | 0- 10                          |                           |                               |                 |           |               |
| 0- 2                      | 0- 1                       | 0- 0            | NEUTRAL                   | 0- 0           | 0- 1                           |                           |                               |                 |           |               |
| 1- 10                     | 0- 1                       | 0- 0            | NON-CONFERENCE            | 0- 1           | 1- 8                           |                           |                               |                 |           |               |
| 1- 5                      | 0- 0                       | 0- 0            | HOME                      | 0- 1           | 1- 4                           |                           |                               |                 |           |               |
| 0- 3                      | 0- 0                       | 0- 0            | AWAY                      | 0- 0           | 0- 3                           |                           |                               |                 |           |               |
| 0- 2                      | 0- 1                       | 0- 0            | NEUTRAL                   | 0- 0           | 0- 1                           |                           |                               |                 |           |               |
| 2- 14                     | 0- 0                       | 0- 0            | CONFERENCE                | 0- 2           | 2- 12                          |                           |                               |                 |           |               |
| 2- 6                      | 0- 0                       | 0- 0            | HOME                      | 0- 1           | 2- 5                           |                           |                               |                 |           |               |
| 0- 8                      | 0- 0                       | 0- 0            | AWAY                      | 0- 1           | 0- 7                           |                           |                               |                 |           |               |
| 0- 0                      | 0- 0                       | 0- 0            | NEUTRAL                   | 0- 0           | 0- 0                           |                           |                               |                 |           |               |
| RPI S Opponent            | RPI 1-25 Score             | RPI S Opponent  | Score                     | RPI S Opponent | Score                          | RPI S Opponent            | Score                         | Team's RPI: 313 |           |               |
| 23 N                      | Purdue 48 <b>70</b>        |                 |                           | 68 H           | Stephen F. Austin 86 <b>95</b> | 127 A                     | Oakl and 63 <b>78</b>         |                 |           |               |
|                           |                            |                 |                           | 96 A           | Western Ill. 37 <b>83</b>      | 127 H                     | Oakl and 53 <b>78</b>         |                 |           |               |
|                           |                            |                 |                           | 96 H           | Western Ill. 53 <b>57</b>      | 134 A                     | Oral Roberts 43 <b>70</b>     |                 |           |               |
|                           |                            |                 |                           |                |                                | 134 H                     | Oral Roberts 50 <b>72</b>     |                 |           |               |
|                           |                            |                 |                           |                |                                | 137 A                     | La.-Monroe 45 <b>66</b>       |                 |           |               |
|                           |                            |                 |                           |                |                                | 146 A                     | Ark.-Little Rock 48 <b>73</b> |                 |           |               |
|                           |                            |                 |                           |                |                                | 151 A                     | IUPUI 41 <b>68</b>            |                 |           |               |
|                           |                            |                 |                           |                |                                | 151 H                     | IUPUI 62 <b>70</b>            |                 |           |               |
|                           |                            |                 |                           |                |                                | 159 A                     | Val parai so 44 <b>91</b>     |                 |           |               |
|                           |                            |                 |                           |                |                                | 159 H                     | Val parai so 47 <b>66</b>     |                 |           |               |
|                           |                            |                 |                           |                |                                | 207 N                     | Morehead St. 51 <b>67</b>     |                 |           |               |
|                           |                            |                 |                           |                |                                | 211 H                     | Jackson St. 61 <b>73</b>      |                 |           |               |
|                           |                            |                 |                           |                |                                | 227 A                     | UMKC 66 <b>84</b>             |                 |           |               |
|                           |                            |                 |                           |                |                                | 227 H                     | UMKC 52 <b>44</b>             |                 |           |               |
|                           |                            |                 |                           |                |                                | 240 A                     | Mississippi Val. 55 <b>73</b> |                 |           |               |
|                           |                            |                 |                           |                |                                | 245 H                     | Ga. Southern 79 <b>85</b>     |                 |           |               |
|                           |                            |                 |                           |                |                                | 257 A                     | Southern Utah 61 <b>73</b>    |                 |           |               |
|                           |                            |                 |                           |                |                                | 257 H                     | Southern Utah 76 <b>67</b>    |                 |           |               |
|                           |                            |                 |                           |                |                                | 261 A                     | Chicago St. 47 <b>62</b>      |                 |           |               |
|                           |                            |                 |                           |                |                                | 261 H                     | Chicago St. 51 <b>53</b>      |                 |           |               |
|                           |                            |                 |                           |                |                                | 268 H                     | Northwestern St. 56 <b>78</b> |                 |           |               |
|                           |                            |                 |                           |                |                                | 292 H                     | Sam Houston St. 68 <b>63</b>  |                 |           |               |
|                           |                            |                 |                           |                |                                | 310 H                     | New Orleans 70 <b>77</b>      |                 |           |               |
| LAST 10 Division I GAMES: |                            |                 |                           |                |                                |                           |                               |                 |           |               |
| 134 A                     | Oral Roberts 43 <b>70</b>  | 96 H            | Western Ill. 53 <b>57</b> |                |                                |                           |                               |                 |           |               |
| 127 H                     | Oakl and 53 <b>78</b>      | 134 H           | Oral Roberts 50 <b>72</b> |                |                                |                           |                               |                 |           |               |
| 257 A                     | Southern Utah 61 <b>73</b> | 227 H           | UMKC 52 <b>44</b>         |                |                                |                           |                               |                 |           |               |
| 261 A                     | Chicago St. 47 <b>62</b>   | 151 A           | IUPUI 41 <b>68</b>        |                |                                |                           |                               |                 |           |               |
| 159 A                     | Val parai so 44 <b>91</b>  | 127 A           | Oakl and 63 <b>78</b>     |                |                                |                           |                               |                 |           |               |

Centenary (La.)

Non-Div I Games:

Centenary (La.)

Loss, 
Non-Conf, S Site, 
H Home
A Away 
N Neutral

| Central Conn. St.         |                     |          |           | Through Games Of 2006 Final |         |             |                  |       |                          |                       |           |
|---------------------------|---------------------|----------|-----------|-----------------------------|---------|-------------|------------------|-------|--------------------------|-----------------------|-----------|
| Average RPI Win:          |                     | 272      | WON-LOST  | WINNING                     | LAST 10 | STRENGTH OF | OPP. STRENGTH    | TEAM  | ADJ.                     | CONF.                 | ADJ CONF. |
| Average RPI Loss:         |                     | 160      | RECORD    | PCT. RANK                   | GAMES   | SCHEDULE    | OF SCHEDULE      | RPI   | RPI                      | RPI                   | RPI       |
| DIV. I ONLY               |                     | 8- 20    | 272       | 4- 6                        | 185     | 288         | 278              | 274   | 29                       | 29                    |           |
| DIV. I NON-CONF.          |                     | 2- 7     | 284       | 0- 0                        | 63      | 149         | 200              | 199   | 29                       | 28                    |           |
| -----                     |                     |          |           |                             |         |             |                  |       |                          |                       |           |
| TOTALS                    |                     | RPI 1-25 | RPI 26-50 | W-L RECORDS                 |         | RPI 51-100  | RPI 100+         |       |                          |                       |           |
| 8- 20                     |                     | 0- 1     | 0- 0      | OVERALL                     |         | 0- 5        | 8- 14            |       |                          |                       |           |
| 5- 6                      |                     | 0- 0     | 0- 0      | HOME                        |         | 0- 2        | 5- 4             |       |                          |                       |           |
| 1- 14                     |                     | 0- 1     | 0- 0      | AWAY                        |         | 0- 3        | 1- 10            |       |                          |                       |           |
| 2- 0                      |                     | 0- 0     | 0- 0      | NEUTRAL                     |         | 0- 0        | 2- 0             |       |                          |                       |           |
| 2- 7                      |                     | 0- 1     | 0- 0      | NON-CONFERENCE              |         | 0- 3        | 2- 3             |       |                          |                       |           |
| 0- 2                      |                     | 0- 0     | 0- 0      | HOME                        |         | 0- 1        | 0- 1             |       |                          |                       |           |
| 0- 5                      |                     | 0- 1     | 0- 0      | AWAY                        |         | 0- 2        | 0- 2             |       |                          |                       |           |
| 2- 0                      |                     | 0- 0     | 0- 0      | NEUTRAL                     |         | 0- 0        | 2- 0             |       |                          |                       |           |
| 6- 13                     |                     | 0- 0     | 0- 0      | CONFERENCE                  |         | 0- 2        | 6- 11            |       |                          |                       |           |
| 5- 4                      |                     | 0- 0     | 0- 0      | HOME                        |         | 0- 1        | 5- 3             |       |                          |                       |           |
| 1- 9                      |                     | 0- 0     | 0- 0      | AWAY                        |         | 0- 1        | 1- 8             |       |                          |                       |           |
| 0- 0                      |                     | 0- 0     | 0- 0      | NEUTRAL                     |         | 0- 0        | 0- 0             |       |                          |                       |           |
| -----                     |                     |          |           |                             |         |             |                  |       |                          |                       |           |
| RPI 1-25                  |                     |          | RPI 26-50 |                             |         | RPI 51-100  |                  |       | RPI 101+ Team's RPI: 274 |                       |           |
| RPI S                     | Opponent            | Score    | RPI S     | Opponent                    | Score   | RPI S       | Opponent         | Score | RPI S                    | Opponent              | Score     |
| 4                         | A Maryland          | 57 94    |           |                             |         | 72          | A Eastern Mi ch. | 49 58 | 111                      | A Quinnipiac          | 57 68     |
|                           |                     |          |           |                             |         | 76          | H Hofstra        | 48 77 | 111                      | A Quinnipiac          | 64 68     |
|                           |                     |          |           |                             |         | 77          | A Dartmouth      | 57 83 | 111                      | H Quinnipiac          | 54 64     |
|                           |                     |          |           |                             |         | 89          | A Sacred Heart   | 40 65 | 116                      | H Army                | 63 65     |
|                           |                     |          |           |                             |         | 89          | H Sacred Heart   | 47 65 | 152                      | A Tulane              | 60 72     |
|                           |                     |          |           |                             |         |             |                  |       | 158                      | A Robert Morris       | 40 74     |
|                           |                     |          |           |                             |         |             |                  |       | 166                      | N Arizona             | 69 65     |
|                           |                     |          |           |                             |         |             |                  |       | 203                      | A Mt. St. Mary's      | 60 70     |
|                           |                     |          |           |                             |         |             |                  |       | 203                      | H Mt. St. Mary's      | 45 60     |
|                           |                     |          |           |                             |         |             |                  |       | 219                      | A Monmouth            | 56 79     |
|                           |                     |          |           |                             |         |             |                  |       | 219                      | H Monmouth            | 62 71     |
|                           |                     |          |           |                             |         |             |                  |       | 224                      | A Long Island         | 60 67     |
|                           |                     |          |           |                             |         |             |                  |       | 224                      | H Long Island         | 50 49     |
|                           |                     |          |           |                             |         |             |                  |       | 247                      | N Md. -East. Shore    | 67 61     |
|                           |                     |          |           |                             |         |             |                  |       | 264                      | H Fairleigh Dickinson | 61 55     |
|                           |                     |          |           |                             |         |             |                  |       | 308                      | A St. Francis (Pa.)   | 62 58     |
|                           |                     |          |           |                             |         |             |                  |       | 308                      | H St. Francis (Pa.)   | 82 66     |
|                           |                     |          |           |                             |         |             |                  |       | 318                      | A Columbia            | 51 54     |
|                           |                     |          |           |                             |         |             |                  |       | 326                      | A St. Francis (N.Y.)  | 52 61     |
|                           |                     |          |           |                             |         |             |                  |       | 326                      | H St. Francis (N.Y.)  | 58 56     |
|                           |                     |          |           |                             |         |             |                  |       | 331                      | A Wagner              | 53 68     |
|                           |                     |          |           |                             |         |             |                  |       | 331                      | H Wagner              | 81 59     |
| -----                     |                     |          |           |                             |         |             |                  |       |                          |                       |           |
| LAST 10 Division I GAMES: |                     |          |           |                             |         |             |                  |       |                          |                       |           |
| 111                       | A Quinnipiac        | 64 68    | 308       | A St. Francis (Pa.)         | 62 58   |             |                  |       |                          |                       |           |
| 224                       | H Long Island       | 50 49    | 158       | A Robert Morris             | 40 74   |             |                  |       |                          |                       |           |
| 308                       | H St. Francis (Pa.) | 82 66    | 219       | H Monmouth                  | 62 71   |             |                  |       |                          |                       |           |
| 89                        | H Sacred Heart      | 47 65    | 326       | H St. Francis (N.Y.)        | 58 56   |             |                  |       |                          |                       |           |
| 331                       | A Wagner            | 53 68    | 111       | A Quinnipiac                | 57 68   |             |                  |       |                          |                       |           |

Non-Di v I Games: Al as. Anchorage 77 51

Central Conn. St.

| Average RPI Win: 241 |                  | WON-LOST RECORD |  | WINNING PCT. RANK         |                  | LAST 10 GAMES  |  | STRENGTH OF SCHEDULE |                  | OPP. STRENGTH OF SCHEDULE |  | TEAM RPI |                   | ADJ. RPI |  | CONF. RPI |  | ADJ CONF. RPI |  |
|----------------------|------------------|-----------------|--|---------------------------|------------------|----------------|--|----------------------|------------------|---------------------------|--|----------|-------------------|----------|--|-----------|--|---------------|--|
| DIV. I ONLY          |                  | 15- 12          |  | 128                       |                  | 6- 4           |  | 289                  |                  | 167                       |  | 187      |                   | 188      |  | 16        |  | 16            |  |
| DIV. I NON-CONF.     |                  | 8- 2            |  | 28                        |                  | 0- 0           |  | 319                  |                  | 217                       |  | 151      |                   | 154      |  | 16        |  | 16            |  |
| TOTALS               |                  | RPI 1-25        |  | RPI 26-50                 |                  | W-L RECORDS    |  | RPI 51-100           |                  | RPI 100+                  |  |          |                   |          |  |           |  |               |  |
| 15- 12               |                  | 0- 1            |  | 0- 1                      |                  | OVERALL        |  | 0- 3                 |                  | 15- 7                     |  |          |                   |          |  |           |  |               |  |
| 7- 4                 |                  | 0- 0            |  | 0- 1                      |                  | HOME           |  | 0- 1                 |                  | 7- 2                      |  |          |                   |          |  |           |  |               |  |
| 7- 8                 |                  | 0- 1            |  | 0- 0                      |                  | AWAY           |  | 0- 2                 |                  | 7- 5                      |  |          |                   |          |  |           |  |               |  |
| 1- 0                 |                  | 0- 0            |  | 0- 0                      |                  | NEUTRAL        |  | 0- 0                 |                  | 1- 0                      |  |          |                   |          |  |           |  |               |  |
| 8- 2                 |                  | 0- 1            |  | 0- 0                      |                  | NON-CONFERENCE |  | 0- 0                 |                  | 8- 1                      |  |          |                   |          |  |           |  |               |  |
| 3- 0                 |                  | 0- 0            |  | 0- 0                      |                  | HOME           |  | 0- 0                 |                  | 3- 0                      |  |          |                   |          |  |           |  |               |  |
| 4- 2                 |                  | 0- 1            |  | 0- 0                      |                  | AWAY           |  | 0- 0                 |                  | 4- 1                      |  |          |                   |          |  |           |  |               |  |
| 1- 0                 |                  | 0- 0            |  | 0- 0                      |                  | NEUTRAL        |  | 0- 0                 |                  | 1- 0                      |  |          |                   |          |  |           |  |               |  |
| 7- 10                |                  | 0- 0            |  | 0- 1                      |                  | CONFERENCE     |  | 0- 3                 |                  | 7- 6                      |  |          |                   |          |  |           |  |               |  |
| 4- 4                 |                  | 0- 0            |  | 0- 1                      |                  | HOME           |  | 0- 1                 |                  | 4- 2                      |  |          |                   |          |  |           |  |               |  |
| 3- 6                 |                  | 0- 0            |  | 0- 0                      |                  | AWAY           |  | 0- 2                 |                  | 3- 4                      |  |          |                   |          |  |           |  |               |  |
| 0- 0                 |                  | 0- 0            |  | 0- 0                      |                  | NEUTRAL        |  | 0- 0                 |                  | 0- 0                      |  |          |                   |          |  |           |  |               |  |
| RPI 1-25             |                  | RPI 26-50       |  | RPI 51-100                |                  | RPI 101+       |  | Team's RPI: 188      |                  |                           |  |          |                   |          |  |           |  |               |  |
| RPI S                | Opponent         | Score           |  | RPI S                     | Opponent         | Score          |  | RPI S                | Opponent         | Score                     |  | RPI S    | Opponent          | Score    |  |           |  |               |  |
| 17                   | A Mi chi gan St. | 50 75           |  | 41                        | H Bowl ing Green | 52 57          |  | 72                   | A Eastern Mi ch. | 51 59                     |  | 121      | A Ball St.        | 47 57    |  |           |  |               |  |
|                      |                  |                 |  |                           |                  |                |  | 72                   | H Eastern Mi ch. | 45 58                     |  | 121      | H Ball St.        | 59 58    |  |           |  |               |  |
|                      |                  |                 |  |                           |                  |                |  | 93                   | A Kent St.       | 51 57                     |  | 147      | A Western Mich.   | 50 58    |  |           |  |               |  |
|                      |                  |                 |  |                           |                  |                |  |                      |                  |                           |  | 147      | H Western Mich.   | 54 64    |  |           |  |               |  |
|                      |                  |                 |  |                           |                  |                |  |                      |                  |                           |  | 159      | H Val parai so    | 55 49    |  |           |  |               |  |
|                      |                  |                 |  |                           |                  |                |  |                      |                  |                           |  | 164      | A Northern Ill.   | 42 68    |  |           |  |               |  |
|                      |                  |                 |  |                           |                  |                |  |                      |                  |                           |  | 164      | H Northern Ill.   | 57 59    |  |           |  |               |  |
|                      |                  |                 |  |                           |                  |                |  |                      |                  |                           |  | 192      | A Ill. -Chi cago  | 67 62    |  |           |  |               |  |
|                      |                  |                 |  |                           |                  |                |  |                      |                  |                           |  | 201      | A Tol edo         | 60 48    |  |           |  |               |  |
|                      |                  |                 |  |                           |                  |                |  |                      |                  |                           |  | 201      | H Tol edo         | 54 51    |  |           |  |               |  |
|                      |                  |                 |  |                           |                  |                |  |                      |                  |                           |  | 217      | N Troy            | 75 63    |  |           |  |               |  |
|                      |                  |                 |  |                           |                  |                |  |                      |                  |                           |  | 223      | A Mi chi gan      | 79 57    |  |           |  |               |  |
|                      |                  |                 |  |                           |                  |                |  |                      |                  |                           |  | 246      | A Buffal o        | 58 50    |  |           |  |               |  |
|                      |                  |                 |  |                           |                  |                |  |                      |                  |                           |  | 251      | A UCF             | 48 57    |  |           |  |               |  |
|                      |                  |                 |  |                           |                  |                |  |                      |                  |                           |  | 266      | A Ohi o           | 57 74    |  |           |  |               |  |
|                      |                  |                 |  |                           |                  |                |  |                      |                  |                           |  | 266      | H Ohi o           | 64 48    |  |           |  |               |  |
|                      |                  |                 |  |                           |                  |                |  |                      |                  |                           |  | 280      | H St. Louis       | 65 55    |  |           |  |               |  |
|                      |                  |                 |  |                           |                  |                |  |                      |                  |                           |  | 293      | H Mi ami (Ohi o)  | 80 67    |  |           |  |               |  |
|                      |                  |                 |  |                           |                  |                |  |                      |                  |                           |  | 298      | A Jacksonvi lle   | 66 54    |  |           |  |               |  |
|                      |                  |                 |  |                           |                  |                |  |                      |                  |                           |  | 299      | H I PFW           | 69 61    |  |           |  |               |  |
|                      |                  |                 |  |                           |                  |                |  |                      |                  |                           |  | 301      | A Akron           | 60 44    |  |           |  |               |  |
|                      |                  |                 |  |                           |                  |                |  |                      |                  |                           |  | 324      | A Cl evel and St. | 66 44    |  |           |  |               |  |
|                      |                  |                 |  | LAST 10 Div sion I GAMES: |                  |                |  |                      |                  |                           |  |          |                   |          |  |           |  |               |  |
|                      |                  |                 |  | 266                       | A Ohi o          | 57 74          |  | 147                  | H Western Mich.  | 54 64                     |  |          |                   |          |  |           |  |               |  |
|                      |                  |                 |  | 72                        | A Eastern Mi ch. | 51 59          |  | 301                  | A Akron          | 60 44                     |  |          |                   |          |  |           |  |               |  |
|                      |                  |                 |  | 201                       | H Tol edo        | 54 51          |  | 246                  | A Buffal o       | 58 50                     |  |          |                   |          |  |           |  |               |  |
|                      |                  |                 |  | 121                       | H Ball St.       | 59 58          |  | 266                  | H Ohi o          | 64 48                     |  |          |                   |          |  |           |  |               |  |
|                      |                  |                 |  | 164                       | A Northern Ill.  | 42 68          |  | 293                  | H Mi ami (Ohi o) | 80 67                     |  |          |                   |          |  |           |  |               |  |

Central Mich.

Non-Div I Games: Wilberforce 86 39

Central Mich.

Loss, Non-Conf, S Site, H Home A Away N Neutral

|                  |                  |           |                           |                 |        |                |                    |                 |           |                      |         |  |       |  |             |  |          |  |               |  |             |  |      |  |     |  |      |  |     |  |       |  |     |  |           |  |     |  |
|------------------|------------------|-----------|---------------------------|-----------------|--------|----------------|--------------------|-----------------|-----------|----------------------|---------|--|-------|--|-------------|--|----------|--|---------------|--|-------------|--|------|--|-----|--|------|--|-----|--|-------|--|-----|--|-----------|--|-----|--|
| Charleston SC.   |                  |           |                           |                 |        |                |                    |                 |           |                      |         |  |       |  |             |  |          |  |               |  |             |  |      |  |     |  |      |  |     |  |       |  |     |  |           |  |     |  |
| Average RPI Win: |                  | 256       | WON-LOST                  |                 | RECORD |                | WINNING            |                 | PCT. RANK |                      | LAST 10 |  | GAMES |  | STRENGTH OF |  | SCHEDULE |  | OPP. STRENGTH |  | OF SCHEDULE |  | TEAM |  | RPI |  | ADJ. |  | RPI |  | CONF. |  | RPI |  | ADJ CONF. |  | RPI |  |
| DIV. I ONLY      |                  | 4- 21     | 312                       |                 | 1- 8   |                | 116                |                 | 159       |                      | 288     |  | 287   |  | 14          |  | 14       |  |               |  |             |  |      |  |     |  |      |  |     |  |       |  |     |  |           |  |     |  |
| DIV. I NON-CONF. |                  | 3- 7      | 259                       |                 | 0- 0   |                | 198                |                 | 169       |                      | 253     |  | 255   |  | 15          |  | 15       |  |               |  |             |  |      |  |     |  |      |  |     |  |       |  |     |  |           |  |     |  |
| TOTALS           |                  | RPI 1-25  |                           | RPI 26-50       |        | W-L RECORDS    |                    | RPI 51-100      |           | RPI 100+             |         |  |       |  |             |  |          |  |               |  |             |  |      |  |     |  |      |  |     |  |       |  |     |  |           |  |     |  |
| 4- 21            |                  | 0- 1      |                           | 0- 4            |        | OVERALL        |                    | 0- 3            |           | 4- 13                |         |  |       |  |             |  |          |  |               |  |             |  |      |  |     |  |      |  |     |  |       |  |     |  |           |  |     |  |
| 3- 9             |                  | 0- 0      |                           | 0- 1            |        | HOME           |                    | 0- 1            |           | 3- 7                 |         |  |       |  |             |  |          |  |               |  |             |  |      |  |     |  |      |  |     |  |       |  |     |  |           |  |     |  |
| 1- 11            |                  | 0- 1      |                           | 0- 3            |        | AWAY           |                    | 0- 2            |           | 1- 5                 |         |  |       |  |             |  |          |  |               |  |             |  |      |  |     |  |      |  |     |  |       |  |     |  |           |  |     |  |
| 0- 1             |                  | 0- 0      |                           | 0- 0            |        | NEUTRAL        |                    | 0- 0            |           | 0- 1                 |         |  |       |  |             |  |          |  |               |  |             |  |      |  |     |  |      |  |     |  |       |  |     |  |           |  |     |  |
| 3- 7             |                  | 0- 1      |                           | 0- 1            |        | NON-CONFERENCE |                    | 0- 1            |           | 3- 4                 |         |  |       |  |             |  |          |  |               |  |             |  |      |  |     |  |      |  |     |  |       |  |     |  |           |  |     |  |
| 3- 2             |                  | 0- 0      |                           | 0- 0            |        | HOME           |                    | 0- 0            |           | 3- 2                 |         |  |       |  |             |  |          |  |               |  |             |  |      |  |     |  |      |  |     |  |       |  |     |  |           |  |     |  |
| 0- 4             |                  | 0- 1      |                           | 0- 1            |        | AWAY           |                    | 0- 1            |           | 0- 1                 |         |  |       |  |             |  |          |  |               |  |             |  |      |  |     |  |      |  |     |  |       |  |     |  |           |  |     |  |
| 0- 1             |                  | 0- 0      |                           | 0- 0            |        | NEUTRAL        |                    | 0- 0            |           | 0- 1                 |         |  |       |  |             |  |          |  |               |  |             |  |      |  |     |  |      |  |     |  |       |  |     |  |           |  |     |  |
| 1- 14            |                  | 0- 0      |                           | 0- 3            |        | CONFERENCE     |                    | 0- 2            |           | 1- 9                 |         |  |       |  |             |  |          |  |               |  |             |  |      |  |     |  |      |  |     |  |       |  |     |  |           |  |     |  |
| 0- 7             |                  | 0- 0      |                           | 0- 1            |        | HOME           |                    | 0- 1            |           | 0- 5                 |         |  |       |  |             |  |          |  |               |  |             |  |      |  |     |  |      |  |     |  |       |  |     |  |           |  |     |  |
| 1- 7             |                  | 0- 0      |                           | 0- 2            |        | AWAY           |                    | 0- 1            |           | 1- 4                 |         |  |       |  |             |  |          |  |               |  |             |  |      |  |     |  |      |  |     |  |       |  |     |  |           |  |     |  |
| 0- 0             |                  | 0- 0      |                           | 0- 0            |        | NEUTRAL        |                    | 0- 0            |           | 0- 0                 |         |  |       |  |             |  |          |  |               |  |             |  |      |  |     |  |      |  |     |  |       |  |     |  |           |  |     |  |
| RPI 1-25         |                  | RPI 26-50 |                           | RPI 51-100      |        | RPI 101+       |                    | Team's RPI: 287 |           |                      |         |  |       |  |             |  |          |  |               |  |             |  |      |  |     |  |      |  |     |  |       |  |     |  |           |  |     |  |
| RPI S            | Opponent         | Score     | RPI S                     | Opponent        | Score  | RPI S          | Opponent           | Score           | RPI S     | Opponent             | Score   |  |       |  |             |  |          |  |               |  |             |  |      |  |     |  |      |  |     |  |       |  |     |  |           |  |     |  |
| 1                | A North Carolina | 38 92     | 35                        | A Vanderbilt    | 39 83  | 55             | A James Madison    | 31 86           | 148       | A Coastal Caro.      | 46 65   |  |       |  |             |  |          |  |               |  |             |  |      |  |     |  |      |  |     |  |       |  |     |  |           |  |     |  |
|                  |                  |           | 49                        | A Liberty       | 41 78  | 87             | A High Point       | 63 87           | 148       | H Coastal Caro.      | 69 76   |  |       |  |             |  |          |  |               |  |             |  |      |  |     |  |      |  |     |  |       |  |     |  |           |  |     |  |
|                  |                  |           | 49                        | A Liberty       | 46 62  | 87             | H High Point       | 53 82           | 151       | H IUPUI              | 48 60   |  |       |  |             |  |          |  |               |  |             |  |      |  |     |  |      |  |     |  |       |  |     |  |           |  |     |  |
|                  |                  |           | 49                        | H Liberty       | 49 63  |                |                    |                 | 165       | A UNC Asheville      | 60 57   |  |       |  |             |  |          |  |               |  |             |  |      |  |     |  |      |  |     |  |       |  |     |  |           |  |     |  |
|                  |                  |           |                           |                 |        |                |                    |                 | 165       | H UNC Asheville      | 58 80   |  |       |  |             |  |          |  |               |  |             |  |      |  |     |  |      |  |     |  |       |  |     |  |           |  |     |  |
|                  |                  |           |                           |                 |        |                |                    |                 | 172       | A Radford            | 52 77   |  |       |  |             |  |          |  |               |  |             |  |      |  |     |  |      |  |     |  |       |  |     |  |           |  |     |  |
|                  |                  |           |                           |                 |        |                |                    |                 | 172       | H Radford            | 53 73   |  |       |  |             |  |          |  |               |  |             |  |      |  |     |  |      |  |     |  |       |  |     |  |           |  |     |  |
|                  |                  |           |                           |                 |        |                |                    |                 | 210       | A Wintthrop          | 43 72   |  |       |  |             |  |          |  |               |  |             |  |      |  |     |  |      |  |     |  |       |  |     |  |           |  |     |  |
|                  |                  |           |                           |                 |        |                |                    |                 | 210       | H Wintthrop          | 50 58   |  |       |  |             |  |          |  |               |  |             |  |      |  |     |  |      |  |     |  |       |  |     |  |           |  |     |  |
|                  |                  |           |                           |                 |        |                |                    |                 | 220       | N McNeese St.        | 71 79   |  |       |  |             |  |          |  |               |  |             |  |      |  |     |  |      |  |     |  |       |  |     |  |           |  |     |  |
|                  |                  |           |                           |                 |        |                |                    |                 | 248       | A Bi rmi ngham-So.   | 47 64   |  |       |  |             |  |          |  |               |  |             |  |      |  |     |  |      |  |     |  |       |  |     |  |           |  |     |  |
|                  |                  |           |                           |                 |        |                |                    |                 | 248       | H Bi rmi ngham-So.   | 58 61   |  |       |  |             |  |          |  |               |  |             |  |      |  |     |  |      |  |     |  |       |  |     |  |           |  |     |  |
|                  |                  |           |                           |                 |        |                |                    |                 | 256       | H Eastern Ill.       | 75 64   |  |       |  |             |  |          |  |               |  |             |  |      |  |     |  |      |  |     |  |       |  |     |  |           |  |     |  |
|                  |                  |           |                           |                 |        |                |                    |                 | 258       | H Longwood           | 55 70   |  |       |  |             |  |          |  |               |  |             |  |      |  |     |  |      |  |     |  |       |  |     |  |           |  |     |  |
|                  |                  |           |                           |                 |        |                |                    |                 | 267       | A Col. of Charleston | 56 69   |  |       |  |             |  |          |  |               |  |             |  |      |  |     |  |      |  |     |  |       |  |     |  |           |  |     |  |
|                  |                  |           |                           |                 |        |                |                    |                 | 289       | H Albany (N. Y.)     | 51 50   |  |       |  |             |  |          |  |               |  |             |  |      |  |     |  |      |  |     |  |       |  |     |  |           |  |     |  |
|                  |                  |           |                           |                 |        |                |                    |                 | 314       | H Wofford            | 68 61   |  |       |  |             |  |          |  |               |  |             |  |      |  |     |  |      |  |     |  |       |  |     |  |           |  |     |  |
|                  |                  |           | LAST 10 Division I GAMES: |                 |        |                |                    |                 |           |                      |         |  |       |  |             |  |          |  |               |  |             |  |      |  |     |  |      |  |     |  |       |  |     |  |           |  |     |  |
|                  |                  |           | 49                        | A Liberty       | 46 62  | 248            | A Bi rmi ngham-So. | 47 64           |           |                      |         |  |       |  |             |  |          |  |               |  |             |  |      |  |     |  |      |  |     |  |       |  |     |  |           |  |     |  |
|                  |                  |           | 148                       | A Coastal Caro. | 46 65  | 49             | H Liberty          | 49 63           |           |                      |         |  |       |  |             |  |          |  |               |  |             |  |      |  |     |  |      |  |     |  |       |  |     |  |           |  |     |  |
|                  |                  |           | 87                        | A High Point    | 63 87  | 172            | H Radford          | 53 73           |           |                      |         |  |       |  |             |  |          |  |               |  |             |  |      |  |     |  |      |  |     |  |       |  |     |  |           |  |     |  |
|                  |                  |           | 210                       | H Wintthrop     | 50 58  | 148            | H Coastal Caro.    | 69 76           |           |                      |         |  |       |  |             |  |          |  |               |  |             |  |      |  |     |  |      |  |     |  |       |  |     |  |           |  |     |  |
|                  |                  |           | 165                       | A UNC Asheville | 60 57  | 87             | H High Point       | 53 82           |           |                      |         |  |       |  |             |  |          |  |               |  |             |  |      |  |     |  |      |  |     |  |       |  |     |  |           |  |     |  |

C  
h  
a  
r  
l  
e  
s  
t  
o  
n  
s  
o  
.

Charleston.

|            |              |       |    |    |          |    |    |                   |    |    |                |
|------------|--------------|-------|----|----|----------|----|----|-------------------|----|----|----------------|
| Non-Di v I | Games: Agnes | Scott | 82 | 49 | Covenant | 71 | 47 | Southern Wesleyan | 93 | 70 | Charleston So. |
|------------|--------------|-------|----|----|----------|----|----|-------------------|----|----|----------------|

Loss, Non-Conf, S Site, H Home A Away N Neutral

Page 44

Average RPI Win: 168

Average RPI Loss: 50

WON-LOST  
RECORDWINNING  
PCT. RANKLAST 10  
GAMESSTRENGTH OF  
SCHEDULEOPP. STRENGTH  
OF SCHEDULETEAM  
RPIADJ.  
RPICONF.  
RPIADJ CONF.  
RPI

DIV. I ONLY

21- 9

51

6- 4

78

94

54

57

11

10

DIV. I NON-CONF.

8- 5

107

1- 1

26

58

47

46

9

9

TOTALS

RPI 1-25

RPI 26-50

W-L RECORDS

RPI 51-100

RPI 100+

21- 9

0- 4

0- 3

OVERALL

4- 0

17- 2

13- 2

0- 1

0- 1

HOME

3- 0

10- 0

8- 5

0- 2

0- 2

AWAY

1- 0

7- 1

0- 2

0- 1

0- 0

NEUTRAL

0- 0

0- 1

8- 5

0- 4

0- 1

NON-CONFERENCE

1- 0

7- 0

5- 2

0- 1

0- 1

HOME

1- 0

4- 0

3- 2

0- 2

0- 0

AWAY

0- 0

3- 0

0- 1

0- 1

0- 0

NEUTRAL

0- 0

0- 0

13- 4

0- 0

0- 2

CONFERENCE

3- 0

10- 2

8- 0

0- 0

0- 0

HOME

2- 0

6- 0

5- 3

0- 0

0- 2

AWAY

1- 0

4- 1

0- 1

0- 0

0- 0

NEUTRAL

0- 0

0- 1

RPI 1-25

| RPI | S | Opponent      | Score |
|-----|---|---------------|-------|
| 18  | A | Western Ky.   | 80 87 |
| 18  | A | Western Ky.   | 68 81 |
| 20  | H | Old Domini on | 69 79 |
| 21  | N | UCLA          | 71 87 |

RPI 26-50

| RPI | S | Opponent           | Score |
|-----|---|--------------------|-------|
| 29  | A | George Washi ngton | 65 69 |
| 33  | H | Fl ori da          | 80 93 |
| 34  | A | Temple             | 69 77 |

RPI 51-100

Team's RPI: 57

| RPI | S | Opponent       | Score |
|-----|---|----------------|-------|
| 51  | A | Xavi er        | 63 55 |
| 51  | H | Xavi er        | 76 72 |
| 55  | H | James Madi son | 70 62 |
| 67  | H | St. Joseph's   | 81 50 |

RPI 101+

| RPI | S | Opponent          | Score |
|-----|---|-------------------|-------|
| 118 | A | Ri chmond         | 64 82 |
| 118 | H | Ri chmond         | 60 56 |
| 141 | H | Davi dson         | 79 60 |
| 142 | A | UNC Wi lmi ngton  | 74 54 |
| 143 | A | Loyol a Marymount | 82 74 |
| 144 | A | Dayton            | 86 74 |
| 162 | A | Duquesne          | 79 72 |
| 162 | N | Duquesne          | 45 56 |
| 169 | A | Houston           | 80 71 |
| 175 | H | Massachusetts     | 71 61 |
| 197 | H | Appal achi an St. | 84 58 |
| 206 | H | La Salle          | 77 57 |
| 210 | H | Wi nthrop         | 59 57 |
| 212 | H | Rhode Isl and     | 74 67 |
| 213 | H | Murray St.        | 90 65 |
| 237 | A | Fordham           | 70 64 |
| 280 | A | St. Loui s        | 86 57 |
| 280 | H | St. Loui s        | 65 58 |
| 285 | H | St. Bonaventure   | 73 39 |

LAST 10 Div sion I GAMES:

|     |   |                    |       |     |   |                 |       |
|-----|---|--------------------|-------|-----|---|-----------------|-------|
| 18  | A | Western Ky.        | 68 81 | 280 | H | St. Loui s      | 65 58 |
| 55  | H | James Madi son     | 70 62 | 118 | A | Ri chmond       | 64 82 |
| 162 | N | Duquesne           | 45 56 | 162 | A | Duquesne        | 79 72 |
| 29  | A | George Washi ngton | 65 69 | 285 | H | St. Bonaventure | 73 39 |
| 212 | H | Rhode Isl and      | 74 67 | 51  | A | Xavi er         | 63 55 |

Charlotte

Charlotte

Non-Di v I Games:

Charlotte

Loss, 
Non-Conf, S Site, 
H Home
A Away 
N Neutral

## Chattanooga

Average RPI Win:

203

WON-LOST

WINNING

LAST 10

STRENGTH OF

OPP. STRENGTH

TEAM

ADJ.

CONF.

ADJ CONF.

Average RPI Loss:

38

RECORD

PCT. RANK

GAMES

SCHEDULE

OF SCHEDULE

RPI

RPI

RPI

RPI

DIV. I ONLY

27- 4

7

9- 1

115

178

38

39

21

21

DIV. I NON-CONF.

6- 4

113

0- 1

9

34

26

28

19

19

TOTALS

RPI 1-25

RPI 26-50

W-L RECORDS

RPI 51-100

RPI 100+

27- 4

0- 2

0- 1

OVERALL

3- 1

24- 0

12- 0

0- 0

0- 0

HOME

2- 0

10- 0

11- 2

0- 1

0- 1

AWAY

0- 0

11- 0

4- 2

0- 1

0- 0

NEUTRAL

1- 1

3- 0

6- 4

0- 2

0- 1

NON-CONFERENCE

3- 1

3- 0

3- 0

0- 0

0- 0

HOME

2- 0

1- 0

2- 2

0- 1

0- 1

AWAY

0- 0

2- 0

1- 2

0- 1

0- 0

NEUTRAL

1- 1

0- 0

21- 0

0- 0

0- 0

CONFERENCE

0- 0

21- 0

9- 0

0- 0

0- 0

HOME

0- 0

9- 0

9- 0

0- 0

0- 0

AWAY

0- 0

9- 0

3- 0

0- 0

0- 0

NEUTRAL

0- 0

3- 0

RPI 1-25

RPI S Opponent

Score

2 A Tennessee 50 92  
24 N Kentucky 59 69

RPI 26-50

Team's RPI: 39

RPI S Opponent

Score

47 A Indiana St. 53 74

RPI 51-100

RPI S Opponent

Score

62 H Middle Tenn. 76 66  
68 N Stephen F. Austin 78 69  
78 N Tennessee Tech 67 82  
85 H Auburn 72 59

RPI 101+

RPI S Opponent

Score

139 A UNC Greensboro 82 75  
139 H UNC Greensboro 72 68  
139 N UNC Greensboro 91 79  
141 A Davi dson 76 59  
141 H Davi dson 87 65  
156 H UAB 84 58  
165 A UNC Asheville 84 59  
174 A Austin Peay 60 51  
197 A Appal achi an St. 69 38  
197 H Appal achi an St. 87 66  
231 A El on 49 36  
231 H El on 77 47  
241 A Western Caro. 77 68  
241 H Western Caro. 86 61  
241 N Western Caro. 77 73  
245 A Ga. Southern 65 48  
245 H Ga. Southern 81 60  
267 A Col. of Charleston 68 63  
267 H Col. of Charleston 89 41  
281 A Furman 75 65  
281 H Furman 67 44  
281 N Furman 70 51  
314 A Wofford 96 61  
314 H Wofford 104 58

LAST 10 Division I GAMES:

24 N Kentucky 59 69  
139 N UNC Greensboro 91 79  
241 N Western Caro. 77 73  
281 N Furman 70 51  
314 A Wofford 96 61  
245 H Ga. Southern 81 60  
267 A Col. of Charleston 68 63  
281 H Furman 67 44  
241 H Western Caro. 86 61  
141 A Davi dson 76 59

Chattanooga

Chattanooga

Non-Div I Games:

Chattanooga

Loss, Non-Conf, S Site, H Home A Away N Neutral

Average RPI Win:

215

WON-LOST

WINNING

LAST 10

STRENGTH OF

OPP. STRENGTH

TEAM

ADJ.

CONF.

ADJ CONF.

Average RPI Loss:

171

RECORD

PCT. RANK

GAMES

SCHEDULE

OF SCHEDULE

RPI

RPI

RPI

RPI

DIV. I ONLY

10- 16

225

4- 6

269

224

259

261

17

17

DIV. I NON-CONF.

3- 6

234

0- 0

292

246

280

281

17

17

TOTALS

RPI 1-25

RPI 26-50

W-L RECORDS

RPI 51-100

RPI 100+

10- 16

0- 0

0- 0

OVERALL

0- 2

10- 14

6- 5

0- 0

0- 0

HOME

0- 1

6- 4

3- 10

0- 0

0- 0

AWAY

0- 1

3- 9

1- 1

0- 0

0- 0

NEUTRAL

0- 0

1- 1

3- 6

0- 0

0- 0

NON-CONFERENCE

0- 0

3- 6

1- 2

0- 0

0- 0

HOME

0- 0

1- 2

1- 4

0- 0

0- 0

AWAY

0- 0

1- 4

1- 0

0- 0

0- 0

NEUTRAL

0- 0

1- 0

7- 10

0- 0

0- 0

CONFERENCE

0- 2

7- 8

5- 3

0- 0

0- 0

HOME

0- 1

5- 2

2- 6

0- 0

0- 0

AWAY

0- 1

2- 5

0- 1

0- 0

0- 0

NEUTRAL

0- 0

0- 1

RPI 1-25

RPI S

Opponent

Score

RPI 26-50

RPI S

Opponent

Score

RPI 51-100

RPI S

Opponent

Score

RPI 101+

RPI S

Opponent

Score

Team's RPI: 261

96 A Western Ill.

45 63

96 H Western Ill.

49 62

107 A UNI 53 60

127 A Oakl and 43 72

127 H Oakl and 70 59

134 A Oral Roberts 49 53

134 H Oral Roberts 59 65

144 H Dayton 79 65

151 A IUPUI 46 55

151 H IUPUI 66 63

151 N IUPUI 40 51

152 N Tulane 65 64

159 A Valparaiso 67 75

159 H Valparaiso 53 50

166 A Arizona 51 61

181 H Illinois St. 63 70

192 A Ill.-Chicago 62 80

227 A UMKC 57 55

227 H UMKC 49 56

257 A Southern Utah 44 55

257 H Southern Utah 65 53

266 A Ohio 57 65

293 H Miami (Ohio) 61 63

307 A Loyola (Ill.) 68 50

313 A Centenary (La.) 53 51

313 H Centenary (La.) 62 47

LAST 10 Division I GAMES:

151 N IUPUI

40 51

151 A IUPUI

46 55

127 H Oakl and

70 59

96 A Western Ill.

45 63

159 A Valparaiso

67 75

151 H IUPUI

66 63

313 H Centenary (La.)

62 47

227 A UMKC

57 55

134 A Oral Roberts

49 53

257 A Southern Utah

44 55

Chicago St.

Chicago St.

Non-Div I Games: Robert Morris-Ch76 48

St. Xavier

88 60

Chicago St.

Loss, Non-Conf, S Site, H Home A Away N Neutral

| Average RPI Win: 159 |   |              |  | WON-LOST RECORD |     | WINNING PCT. RANK |                    | LAST 10 GAMES  |       | STRENGTH OF SCHEDULE |   | OPP. STRENGTH OF SCHEDULE |  | TEAM RPI |     | ADJ. RPI |                   | CONF. RPI |       | ADJ CONF. RPI |  |  |  |
|----------------------|---|--------------|--|-----------------|-----|-------------------|--------------------|----------------|-------|----------------------|---|---------------------------|--|----------|-----|----------|-------------------|-----------|-------|---------------|--|--|--|
| DIV. I ONLY          |   |              |  | 17- 12          |     | 110               |                    | 3- 7           |       | 69                   |   | 71                        |  | 74       |     | 74       |                   | 4         |       | 4             |  |  |  |
| DIV. I NON-CONF.     |   |              |  | 10- 2           |     | 19                |                    | 0- 1           |       | 148                  |   | 179                       |  | 55       |     | 56       |                   | 5         |       | 6             |  |  |  |
| TOTALS               |   | RPI 1-25     |  | RPI 26-50       |     | W-L RECORDS       |                    | RPI 51-100     |       | RPI 100+             |   |                           |  |          |     |          |                   |           |       |               |  |  |  |
| 17- 12               |   | 0- 3         |  | 1- 4            |     | OVERALL           |                    | 4- 4           |       | 12- 1                |   |                           |  |          |     |          |                   |           |       |               |  |  |  |
| 12- 4                |   | 0- 1         |  | 1- 2            |     | HOME              |                    | 3- 1           |       | 8- 0                 |   |                           |  |          |     |          |                   |           |       |               |  |  |  |
| 5- 7                 |   | 0- 2         |  | 0- 2            |     | AWAY              |                    | 1- 2           |       | 4- 1                 |   |                           |  |          |     |          |                   |           |       |               |  |  |  |
| 0- 1                 |   | 0- 0         |  | 0- 0            |     | NEUTRAL           |                    | 0- 1           |       | 0- 0                 |   |                           |  |          |     |          |                   |           |       |               |  |  |  |
| 10- 2                |   | 0- 0         |  | 0- 0            |     | NON-CONFERENCE    |                    | 2- 2           |       | 8- 0                 |   |                           |  |          |     |          |                   |           |       |               |  |  |  |
| 8- 0                 |   | 0- 0         |  | 0- 0            |     | HOME              |                    | 1- 0           |       | 7- 0                 |   |                           |  |          |     |          |                   |           |       |               |  |  |  |
| 2- 2                 |   | 0- 0         |  | 0- 0            |     | AWAY              |                    | 1- 2           |       | 1- 0                 |   |                           |  |          |     |          |                   |           |       |               |  |  |  |
| 0- 0                 |   | 0- 0         |  | 0- 0            |     | NEUTRAL           |                    | 0- 0           |       | 0- 0                 |   |                           |  |          |     |          |                   |           |       |               |  |  |  |
| 7- 10                |   | 0- 3         |  | 1- 4            |     | CONFERENCE        |                    | 2- 2           |       | 4- 1                 |   |                           |  |          |     |          |                   |           |       |               |  |  |  |
| 4- 4                 |   | 0- 1         |  | 1- 2            |     | HOME              |                    | 2- 1           |       | 1- 0                 |   |                           |  |          |     |          |                   |           |       |               |  |  |  |
| 3- 5                 |   | 0- 2         |  | 0- 2            |     | AWAY              |                    | 0- 0           |       | 3- 1                 |   |                           |  |          |     |          |                   |           |       |               |  |  |  |
| 0- 1                 |   | 0- 0         |  | 0- 0            |     | NEUTRAL           |                    | 0- 1           |       | 0- 0                 |   |                           |  |          |     |          |                   |           |       |               |  |  |  |
| RPI 1-25             |   |              |  | RPI 26-50       |     |                   |                    | RPI 51-100     |       |                      |   | Team's RPI: 74            |  |          |     | RPI 101+ |                   |           |       |               |  |  |  |
| RPI                  | S | Opponent     |  | Score           | RPI | S                 | Opponent           |                | Score | RPI                  | S | Opponent                  |  | Score    | RPI | S        | Opponent          |           | Score |               |  |  |  |
| 5                    | A | Connecti cut |  | 71 92           | 31  | H                 | St. John's (N. Y.) |                | 80 88 | 51                   | A | Xavier                    |  | 60 87    | 119 | H        | Texas-Arlington   |           | 73 61 |               |  |  |  |
| 9                    | H | Rutgers      |  | 51 64           | 37  | H                 | Notre Dame         |                | 66 75 | 53                   | H | Loui sville               |  | 76 65    | 144 | A        | Dayton            |           | 65 55 |               |  |  |  |
| 13                   | A | DePaul       |  | 53 68           | 40  | A                 | Villanova          |                | 40 64 | 54                   | H | Indi ana                  |  | 73 59    | 161 | H        | East Tenn. St.    |           | 82 58 |               |  |  |  |
|                      |   |              |  |                 | 48  | A                 | Marquette          |                | 48 66 | 56                   | H | Pi ttsburgh               |  | 63 64    | 178 | A        | Georgetown        |           | 63 47 |               |  |  |  |
|                      |   |              |  |                 | 50  | H                 | South Fla.         |                | 89 87 | 56                   | N | Pi ttsburgh               |  | 62 77    | 178 | H        | Georgetown        |           | 87 68 |               |  |  |  |
|                      |   |              |  |                 |     |                   |                    |                |       | 75                   | A | Flori da Int'l            |  | 75 81    | 179 | A        | Syracuse          |           | 59 43 |               |  |  |  |
|                      |   |              |  |                 |     |                   |                    |                |       | 92                   | H | West Vi rgi ni a          |  | 56 46    | 195 | H        | Detroit           |           | 71 55 |               |  |  |  |
|                      |   |              |  |                 |     |                   |                    |                |       | 100                  | A | Oregon St.                |  | 63 58    | 196 | A        | Seton Hal l       |           | 77 58 |               |  |  |  |
|                      |   |              |  |                 |     |                   |                    |                |       |                      |   |                           |  |          | 201 | H        | Tol edo           |           | 70 60 |               |  |  |  |
|                      |   |              |  |                 |     |                   |                    |                |       |                      |   |                           |  |          | 228 | A        | Provi dence       |           | 57 58 |               |  |  |  |
|                      |   |              |  |                 |     |                   |                    |                |       |                      |   |                           |  |          | 237 | H        | Fordham           |           | 71 61 |               |  |  |  |
|                      |   |              |  |                 |     |                   |                    |                |       |                      |   |                           |  |          | 256 | H        | Eastern Ill.      |           | 82 48 |               |  |  |  |
|                      |   |              |  |                 |     |                   |                    |                |       |                      |   |                           |  |          | 308 | H        | St. Francis (Pa.) |           | 74 39 |               |  |  |  |
|                      |   |              |  | LAST 10 Div     |     |                   |                    | ision I GAMES: |       |                      |   |                           |  |          |     |          |                   |           |       |               |  |  |  |
|                      |   |              |  |                 | 75  | A                 | Flori da Int'l     |                | 75 81 | 53                   | H | Loui sville               |  | 76 65    |     |          |                   |           |       |               |  |  |  |
|                      |   |              |  |                 | 56  | N                 | Pi ttsburgh        |                | 62 77 | 92                   | H | West Vi rgi ni a          |  | 56 46    |     |          |                   |           |       |               |  |  |  |
|                      |   |              |  |                 | 48  | A                 | Marquette          |                | 48 66 | 40                   | A | Villanova                 |  | 40 64    |     |          |                   |           |       |               |  |  |  |
|                      |   |              |  |                 | 37  | H                 | Notre Dame         |                | 66 75 | 13                   | A | DePaul                    |  | 53 68    |     |          |                   |           |       |               |  |  |  |
|                      |   |              |  |                 | 178 | A                 | Georgetown         |                | 63 47 | 56                   | H | Pi ttsburgh               |  | 63 64    |     |          |                   |           |       |               |  |  |  |

Non-Div I Games:

Cincinnati

■ Loss, 
 ■ Non-Conf, S Site, 
 ■ Home 
 ■ Away 
 N Neutral



| Average RPI Win: 243      |                         | WON-LOST | WINNING   | LAST 10             | STRENGTH OF | OPP. STRENGTH | TEAM             | ADJ.  | CONF.                    | ADJ CONF.      |       |
|---------------------------|-------------------------|----------|-----------|---------------------|-------------|---------------|------------------|-------|--------------------------|----------------|-------|
| Average RPI Loss: 52      |                         | RECORD   | PCT. RANK | GAMES               | SCHEDULE    | OF SCHEDULE   | RPI              | RPI   | RPI                      | RPI            |       |
| DIV. I ONLY               | 8- 21                   | 280      | 0- 10     | 82                  | 41          | 188           | 186              | 1     | 1                        |                |       |
| DIV. I NON-CONF.          | 6- 8                    | 191      | 0- 0      | 250                 | 216         | 223           | 222              | 1     | 1                        |                |       |
| <hr/>                     |                         |          |           |                     |             |               |                  |       |                          |                |       |
| TOTALS                    |                         | RPI 1-25 | RPI 26-50 | W-L RECORDS         |             | RPI 51-100    | RPI 100+         |       |                          |                |       |
| 8- 21                     |                         | 0- 8     | 0- 4      | OVERALL             |             | 1- 6          | 7- 3             |       |                          |                |       |
| 6- 9                      |                         | 0- 4     | 0- 1      | HOME                |             | 1- 4          | 5- 0             |       |                          |                |       |
| 2- 8                      |                         | 0- 3     | 0- 2      | AWAY                |             | 0- 1          | 2- 2             |       |                          |                |       |
| 0- 4                      |                         | 0- 1     | 0- 1      | NEUTRAL             |             | 0- 1          | 0- 1             |       |                          |                |       |
| 6- 8                      |                         | 0- 1     | 0- 1      | NON-CONFERENCE      |             | 0- 4          | 6- 2             |       |                          |                |       |
| 4- 4                      |                         | 0- 1     | 0- 0      | HOME                |             | 0- 3          | 4- 0             |       |                          |                |       |
| 2- 1                      |                         | 0- 0     | 0- 0      | AWAY                |             | 0- 0          | 2- 1             |       |                          |                |       |
| 0- 3                      |                         | 0- 0     | 0- 1      | NEUTRAL             |             | 0- 1          | 0- 1             |       |                          |                |       |
| 2- 13                     |                         | 0- 7     | 0- 3      | CONFERENCE          |             | 1- 2          | 1- 1             |       |                          |                |       |
| 2- 5                      |                         | 0- 3     | 0- 1      | HOME                |             | 1- 1          | 1- 0             |       |                          |                |       |
| 0- 7                      |                         | 0- 3     | 0- 2      | AWAY                |             | 0- 1          | 0- 1             |       |                          |                |       |
| 0- 1                      |                         | 0- 1     | 0- 0      | NEUTRAL             |             | 0- 0          | 0- 0             |       |                          |                |       |
| <hr/>                     |                         |          |           |                     |             |               |                  |       |                          |                |       |
| RPI 1-25                  |                         |          | RPI 26-50 |                     |             | RPI 51-100    |                  |       | RPI 101+ Team's RPI: 186 |                |       |
| RPI S                     | Opponent                | Score    | RPI S     | Opponent            | Score       | RPI S         | Opponent         | Score | RPI S                    | Opponent       | Score |
| 1                         | A North Carolina        | 61 102   | 27        | A Florida St.       | 66 80       | 59            | H Miami (Fla.)   | 52 74 | 110                      | A Wake Forest  | 70 82 |
| 3                         | H Duke                  | 65 97    | 27        | H Florida St.       | 72 80       | 65            | N Missouri       | 54 78 | 110                      | H Wake Forest  | 75 68 |
| 4                         | A Maryland              | 63 89    | 35        | N Vanderbilt        | 49 86       | 78            | H Tennessee Tech | 62 71 | 125                      | N Belmont      | 62 85 |
| 11                        | H North Carolina St.    | 69 78    | 36        | A Virginia          | 64 83       | 82            | H Mississippi    | 66 70 | 178                      | A Georgetown   | 56 69 |
| 11                        | N North Carolina St.    | 53 67    |           |                     |             | 86            | A Georgia Tech   | 64 83 | 210                      | H Winthrop     | 52 51 |
| 19                        | A Virginia Tech         | 70 82    |           |                     |             | 86            | H Georgia Tech   | 72 63 | 281                      | A Furman       | 82 55 |
| 21                        | H UCLA                  | 63 76    |           |                     |             | 94            | H South Carolina | 46 77 | 284                      | H San Diego    | 72 68 |
| 25                        | H Boston College        | 53 70    |           |                     |             |               |                  |       | 309                      | A Memphis      | 97 88 |
|                           |                         |          |           |                     |             |               |                  |       | 331                      | H Wagner       | 94 66 |
|                           |                         |          |           |                     |             |               |                  |       | 332                      | H Savannah St. | 97 62 |
| <hr/>                     |                         |          |           |                     |             |               |                  |       |                          |                |       |
| LAST 10 Division I GAMES: |                         |          |           |                     |             |               |                  |       |                          |                |       |
|                           | 11 N North Carolina St. | 53 67    |           | 110 A Wake Forest   | 70 82       |               |                  |       |                          |                |       |
|                           | 36 A Virginia           | 64 83    |           | 19 A Virginia Tech  | 70 82       |               |                  |       |                          |                |       |
|                           | 4 A Maryland            | 63 89    |           | 25 H Boston College | 53 70       |               |                  |       |                          |                |       |
|                           | 27 H Florida St.        | 72 80    |           | 86 A Georgia Tech   | 64 83       |               |                  |       |                          |                |       |
|                           | 11 H North Carolina St. | 69 78    |           | 3 H Duke            | 65 97       |               |                  |       |                          |                |       |

Clemson

Non-Div I Games:

Clemson

Loss, 
Non-Conf, S Site, 
H Home
A Away 
N Neutral

| Average RPI Win: 268      |                      | WON-LOST  | WINNING        | LAST 10    | STRENGTH OF          | OPP. STRENGTH | TEAM     | ADJ.            | CONF. | ADJ CONF. |
|---------------------------|----------------------|-----------|----------------|------------|----------------------|---------------|----------|-----------------|-------|-----------|
| Average RPI Loss: 182     |                      | RECORD    | PCT. RANK      | GAMES      | SCHEDULE             | OF SCHEDULE   | RPI      | RPI             | RPI   | RPI       |
| DIV. I ONLY               | 3- 24                | 322       | 1- 9           | 282        | 233                  | 326           | 324      | 23              | 23    |           |
| DIV. I NON-CONF.          | 1- 9                 | 311       | 0- 0           | 195        | 178                  | 305           | 304      | 20              | 20    |           |
| TOTALS                    | RPI 1-25             | RPI 26-50 | W-L RECORDS    | RPI 51-100 | RPI 100+             |               |          |                 |       |           |
| 3- 24                     | 0- 1                 | 0- 0      | OVERALL        | 0- 3       | 3- 20                |               |          |                 |       |           |
| 2- 11                     | 0- 1                 | 0- 0      | HOME           | 0- 1       | 2- 9                 |               |          |                 |       |           |
| 1- 13                     | 0- 0                 | 0- 0      | AWAY           | 0- 2       | 1- 11                |               |          |                 |       |           |
| 0- 0                      | 0- 0                 | 0- 0      | NEUTRAL        | 0- 0       | 0- 0                 |               |          |                 |       |           |
| 1- 9                      | 0- 1                 | 0- 0      | NON-CONFERENCE | 0- 1       | 1- 7                 |               |          |                 |       |           |
| 0- 5                      | 0- 1                 | 0- 0      | HOME           | 0- 0       | 0- 4                 |               |          |                 |       |           |
| 1- 4                      | 0- 0                 | 0- 0      | AWAY           | 0- 1       | 1- 3                 |               |          |                 |       |           |
| 0- 0                      | 0- 0                 | 0- 0      | NEUTRAL        | 0- 0       | 0- 0                 |               |          |                 |       |           |
| 2- 15                     | 0- 0                 | 0- 0      | CONFERENCE     | 0- 2       | 2- 13                |               |          |                 |       |           |
| 2- 6                      | 0- 0                 | 0- 0      | HOME           | 0- 1       | 2- 5                 |               |          |                 |       |           |
| 0- 9                      | 0- 0                 | 0- 0      | AWAY           | 0- 1       | 0- 8                 |               |          |                 |       |           |
| 0- 0                      | 0- 0                 | 0- 0      | NEUTRAL        | 0- 0       | 0- 0                 |               |          |                 |       |           |
| RPI S                     | RPI 1-25             | RPI S     | RPI 26-50      | RPI S      | RPI 51-100           | RPI S         | RPI 101+ | Team's RPI: 324 |       |           |
| 5                         | H Connecti cut       | 51        | 85             |            |                      |               |          |                 |       |           |
| 83                        | A Wi s. -Mi l waukee | 46        | 61             | 102        | A Wi s. -Green Bay   | 52            | 76       |                 |       |           |
| 83                        | H Wi s. -Mi l waukee | 53        | 68             | 102        | H Wi s. -Green Bay   | 51            | 66       |                 |       |           |
| 92                        | A West Vi rgi ni a   | 39        | 82             | 130        | A Wi sconsi n        | 59            | 84       |                 |       |           |
|                           |                      |           |                | 144        | A Dayton             | 59            | 67       |                 |       |           |
|                           |                      |           |                | 147        | H Western Mi ch.     | 77            | 92       |                 |       |           |
|                           |                      |           |                | 158        | H Robert Morris      | 54            | 65       |                 |       |           |
|                           |                      |           |                | 188        | H Central Mi ch.     | 44            | 66       |                 |       |           |
|                           |                      |           |                | 192        | A Ill. -Chi cago     | 66            | 68       |                 |       |           |
|                           |                      |           |                | 192        | H Ill. -Chi cago     | 52            | 76       |                 |       |           |
|                           |                      |           |                | 193        | A Butler             | 62            | 75       |                 |       |           |
|                           |                      |           |                | 193        | H Butler             | 68            | 71       |                 |       |           |
|                           |                      |           |                | 195        | A Detroit t          | 46            | 78       |                 |       |           |
|                           |                      |           |                | 195        | H Detroit t          | 76            | 67       |                 |       |           |
|                           |                      |           |                | 226        | A Wri ght St.        | 51            | 59       |                 |       |           |
|                           |                      |           |                | 226        | H Wri ght St.        | 52            | 65       |                 |       |           |
|                           |                      |           |                | 266        | H Ohi o              | 64            | 76       |                 |       |           |
|                           |                      |           |                | 275        | A Youngstown St.     | 56            | 68       |                 |       |           |
|                           |                      |           |                | 275        | H Youngstown St.     | 54            | 72       |                 |       |           |
|                           |                      |           |                | 285        | A St. Bonaventure    | 49            | 58       |                 |       |           |
|                           |                      |           |                | 301        | A Akron              | 62            | 59       |                 |       |           |
|                           |                      |           |                | 307        | A Loyol a (Ill.)     | 65            | 73       |                 |       |           |
|                           |                      |           |                | 307        | A Loyol a (Ill.)     | 82            | 85       |                 |       |           |
|                           |                      |           |                | 307        | H Loyol a (Ill.)     | 71            | 62       |                 |       |           |
| LAST 10 Division I GAMES: |                      |           |                |            |                      |               |          |                 |       |           |
| 307                       | A Loyol a (Ill.)     | 82        | 85             | 195        | A Detroit t          | 46            | 78       |                 |       |           |
| 193                       | A Butler             | 62        | 75             | 192        | H Ill. -Chi cago     | 52            | 76       |                 |       |           |
| 226                       | A Wri ght St.        | 51        | 59             | 193        | H Butler             | 68            | 71       |                 |       |           |
| 307                       | H Loyol a (Ill.)     | 71        | 62             | 226        | H Wri ght St.        | 52            | 65       |                 |       |           |
| 275                       | H Youngstown St.     | 54        | 72             | 83         | A Wi s. -Mi l waukee | 46            | 61       |                 |       |           |

Cleveland St.

Non-Div I Games: Hillsdale 77 54

Cleveland St.

|                           |                  |                 |  |                   |                    |                          |  |                      |                    |                           |  |          |                      |          |  |           |  |               |  |
|---------------------------|------------------|-----------------|--|-------------------|--------------------|--------------------------|--|----------------------|--------------------|---------------------------|--|----------|----------------------|----------|--|-----------|--|---------------|--|
| Average RPI Win: 243      |                  | WON-LOST RECORD |  | WINNING PCT. RANK |                    | LAST 10 GAMES            |  | STRENGTH OF SCHEDULE |                    | OPP. STRENGTH OF SCHEDULE |  | TEAM RPI |                      | ADJ. RPI |  | CONF. RPI |  | ADJ CONF. RPI |  |
| Average RPI Loss: 113     |                  |                 |  |                   |                    |                          |  |                      |                    |                           |  |          |                      |          |  |           |  |               |  |
| DIV. I ONLY               |                  | 14- 10          |  | 120               |                    | 6- 4                     |  | 199                  |                    | 204                       |  | 147      |                      | 148      |  | 14        |  | 14            |  |
| DIV. I NON-CONF.          |                  | 6- 2            |  | 47                |                    | 0- 0                     |  | 283                  |                    | 297                       |  | 128      |                      | 130      |  | 15        |  | 15            |  |
| TOTALS                    |                  | RPI 1-25        |  | RPI 26-50         |                    | W-L RECORDS              |  | RPI 51-100           |                    | RPI 100+                  |  |          |                      |          |  |           |  |               |  |
| 14- 10                    |                  | 0- 1            |  | 0- 2              |                    | OVERALL                  |  | 1- 2                 |                    | 13- 5                     |  |          |                      |          |  |           |  |               |  |
| 7- 4                      |                  | 0- 0            |  | 0- 1              |                    | HOME                     |  | 0- 1                 |                    | 7- 2                      |  |          |                      |          |  |           |  |               |  |
| 6- 5                      |                  | 0- 1            |  | 0- 1              |                    | AWAY                     |  | 1- 0                 |                    | 5- 3                      |  |          |                      |          |  |           |  |               |  |
| 1- 1                      |                  | 0- 0            |  | 0- 0              |                    | NEUTRAL                  |  | 0- 1                 |                    | 1- 0                      |  |          |                      |          |  |           |  |               |  |
| 6- 2                      |                  | 0- 1            |  | 0- 0              |                    | NON-CONFERENCE           |  | 0- 0                 |                    | 6- 1                      |  |          |                      |          |  |           |  |               |  |
| 3- 0                      |                  | 0- 0            |  | 0- 0              |                    | HOME                     |  | 0- 0                 |                    | 3- 0                      |  |          |                      |          |  |           |  |               |  |
| 2- 2                      |                  | 0- 1            |  | 0- 0              |                    | AWAY                     |  | 0- 0                 |                    | 2- 1                      |  |          |                      |          |  |           |  |               |  |
| 1- 0                      |                  | 0- 0            |  | 0- 0              |                    | NEUTRAL                  |  | 0- 0                 |                    | 1- 0                      |  |          |                      |          |  |           |  |               |  |
| 8- 8                      |                  | 0- 0            |  | 0- 2              |                    | CONFERENCE               |  | 1- 2                 |                    | 7- 4                      |  |          |                      |          |  |           |  |               |  |
| 4- 4                      |                  | 0- 0            |  | 0- 1              |                    | HOME                     |  | 0- 1                 |                    | 4- 2                      |  |          |                      |          |  |           |  |               |  |
| 4- 3                      |                  | 0- 0            |  | 0- 1              |                    | AWAY                     |  | 1- 0                 |                    | 3- 2                      |  |          |                      |          |  |           |  |               |  |
| 0- 1                      |                  | 0- 0            |  | 0- 0              |                    | NEUTRAL                  |  | 0- 1                 |                    | 0- 0                      |  |          |                      |          |  |           |  |               |  |
| RPI 1-25                  |                  | RPI 26-50       |  | RPI 51-100        |                    | RPI 101+ Team's RPI: 148 |  |                      |                    |                           |  |          |                      |          |  |           |  |               |  |
| RPI S                     | Opponent         | Score           |  | RPI S             | Opponent           | Score                    |  | RPI S                | Opponent           | Score                     |  | RPI S    | Opponent             | Score    |  |           |  |               |  |
| 1                         | A North Carolina | 41 98           |  | 49                | A Li berty         | 61 70                    |  | 87                   | A Hi gh Poi nt     | 62 51                     |  | 139      | H UNC Greensboro     | 68 54    |  |           |  |               |  |
|                           |                  |                 |  | 49                | H Li berty         | 51 58                    |  | 87                   | H Hi gh Poi nt     | 60 69                     |  | 142      | A UNC Wi lming ton   | 51 75    |  |           |  |               |  |
|                           |                  |                 |  |                   |                    |                          |  | 87                   | N Hi gh Poi nt     | 61 65                     |  | 165      | A UNC Asheville      | 57 64    |  |           |  |               |  |
|                           |                  |                 |  |                   |                    |                          |  |                      |                    |                           |  | 165      | H UNC Asheville      | 65 68    |  |           |  |               |  |
|                           |                  |                 |  |                   |                    |                          |  |                      |                    |                           |  | 172      | A Radford            | 46 66    |  |           |  |               |  |
|                           |                  |                 |  |                   |                    |                          |  |                      |                    |                           |  | 172      | H Radford            | 73 61    |  |           |  |               |  |
|                           |                  |                 |  |                   |                    |                          |  |                      |                    |                           |  | 210      | A Wi nthrop          | 63 51    |  |           |  |               |  |
|                           |                  |                 |  |                   |                    |                          |  |                      |                    |                           |  | 210      | H Wi nthrop          | 44 54    |  |           |  |               |  |
|                           |                  |                 |  |                   |                    |                          |  |                      |                    |                           |  | 248      | A Bi rmi ngham-So.   | 63 59    |  |           |  |               |  |
|                           |                  |                 |  |                   |                    |                          |  |                      |                    |                           |  | 248      | H Bi rmi ngham-So.   | 70 57    |  |           |  |               |  |
|                           |                  |                 |  |                   |                    |                          |  |                      |                    |                           |  | 248      | H Bi rmi ngham-So.   | 50 35    |  |           |  |               |  |
|                           |                  |                 |  |                   |                    |                          |  |                      |                    |                           |  | 259      | A Campbel l          | 57 42    |  |           |  |               |  |
|                           |                  |                 |  |                   |                    |                          |  |                      |                    |                           |  | 267      | N Col. of Charleston | 58 51    |  |           |  |               |  |
|                           |                  |                 |  |                   |                    |                          |  |                      |                    |                           |  | 281      | H Furman             | 71 67    |  |           |  |               |  |
|                           |                  |                 |  |                   |                    |                          |  |                      |                    |                           |  | 287      | A Charleston So.     | 76 69    |  |           |  |               |  |
|                           |                  |                 |  |                   |                    |                          |  |                      |                    |                           |  | 287      | H Charleston So.     | 65 46    |  |           |  |               |  |
|                           |                  |                 |  |                   |                    |                          |  |                      |                    |                           |  | 332      | A Savannah St.       | 46 42    |  |           |  |               |  |
|                           |                  |                 |  |                   |                    |                          |  |                      |                    |                           |  | 332      | H Savannah St.       | 78 42    |  |           |  |               |  |
| LAST 10 Division I GAMES: |                  |                 |  |                   |                    |                          |  |                      |                    |                           |  |          |                      |          |  |           |  |               |  |
|                           |                  |                 |  | 87                | N Hi gh Poi nt     | 61 65                    |  | 248                  | A Bi rmi ngham-So. | 63 59                     |  |          |                      |          |  |           |  |               |  |
|                           |                  |                 |  | 248               | H Bi rmi ngham-So. | 50 35                    |  | 165                  | A UNC Asheville    | 57 64                     |  |          |                      |          |  |           |  |               |  |
|                           |                  |                 |  | 287               | H Charleston So.   | 65 46                    |  | 172                  | H Radford          | 73 61                     |  |          |                      |          |  |           |  |               |  |
|                           |                  |                 |  | 210               | H Wi nthrop        | 44 54                    |  | 49                   | H Li berty         | 51 58                     |  |          |                      |          |  |           |  |               |  |
|                           |                  |                 |  | 87                | A Hi gh Poi nt     | 62 51                    |  | 210                  | A Wi nthrop        | 63 51                     |  |          |                      |          |  |           |  |               |  |

Non-Div I Games: Coker 92 44 Converse 80 50 Morris 94 44 Southern Va. 88 45 Coastal Caro.

Loss, Non-Conf, S Site, H Home A Away N Neutral

|                           |  |  |  |  |  |  |  |  |  |                           |  |  |  |  |  |  |  |  |  |                            |  |  |  |  |  |  |  |  |  |                               |  |  |  |  |  |  |  |  |  |                               |  |  |  |  |  |  |  |  |  |                           |  |  |  |  |  |  |  |  |  |          |  |  |  |  |  |  |  |  |  |          |  |  |  |  |  |  |  |  |  |           |  |  |  |  |  |  |  |  |  |               |  |  |  |  |  |  |  |  |  |
|---------------------------|--|--|--|--|--|--|--|--|--|---------------------------|--|--|--|--|--|--|--|--|--|----------------------------|--|--|--|--|--|--|--|--|--|-------------------------------|--|--|--|--|--|--|--|--|--|-------------------------------|--|--|--|--|--|--|--|--|--|---------------------------|--|--|--|--|--|--|--|--|--|----------|--|--|--|--|--|--|--|--|--|----------|--|--|--|--|--|--|--|--|--|-----------|--|--|--|--|--|--|--|--|--|---------------|--|--|--|--|--|--|--|--|--|
| Average RPI Win: 262      |  |  |  |  |  |  |  |  |  | WON-LOST RECORD           |  |  |  |  |  |  |  |  |  | WINNING PCT. RANK          |  |  |  |  |  |  |  |  |  | LAST 10 GAMES                 |  |  |  |  |  |  |  |  |  | STRENGTH OF SCHEDULE          |  |  |  |  |  |  |  |  |  | OPP. STRENGTH OF SCHEDULE |  |  |  |  |  |  |  |  |  | TEAM RPI |  |  |  |  |  |  |  |  |  | ADJ. RPI |  |  |  |  |  |  |  |  |  | CONF. RPI |  |  |  |  |  |  |  |  |  | ADJ CONF. RPI |  |  |  |  |  |  |  |  |  |
| DIV. I ONLY               |  |  |  |  |  |  |  |  |  | 10- 17                    |  |  |  |  |  |  |  |  |  | 233                        |  |  |  |  |  |  |  |  |  | 2- 8                          |  |  |  |  |  |  |  |  |  | 273                           |  |  |  |  |  |  |  |  |  | 240                       |  |  |  |  |  |  |  |  |  | 267      |  |  |  |  |  |  |  |  |  | 267      |  |  |  |  |  |  |  |  |  | 21        |  |  |  |  |  |  |  |  |  | 21            |  |  |  |  |  |  |  |  |  |
| DIV. I NON-CONF.          |  |  |  |  |  |  |  |  |  | 3- 5                      |  |  |  |  |  |  |  |  |  | 215                        |  |  |  |  |  |  |  |  |  | 1- 0                          |  |  |  |  |  |  |  |  |  | 223                           |  |  |  |  |  |  |  |  |  | 190                       |  |  |  |  |  |  |  |  |  | 237      |  |  |  |  |  |  |  |  |  | 236      |  |  |  |  |  |  |  |  |  | 19        |  |  |  |  |  |  |  |  |  | 19            |  |  |  |  |  |  |  |  |  |
| TOTALS                    |  |  |  |  |  |  |  |  |  | RPI 1-25                  |  |  |  |  |  |  |  |  |  | RPI 26-50                  |  |  |  |  |  |  |  |  |  | W-L RECORDS                   |  |  |  |  |  |  |  |  |  | RPI 51-100                    |  |  |  |  |  |  |  |  |  | RPI 100+                  |  |  |  |  |  |  |  |  |  |          |  |  |  |  |  |  |  |  |  |          |  |  |  |  |  |  |  |  |  |           |  |  |  |  |  |  |  |  |  |               |  |  |  |  |  |  |  |  |  |
| 10- 17                    |  |  |  |  |  |  |  |  |  | 0- 1                      |  |  |  |  |  |  |  |  |  | 0- 2                       |  |  |  |  |  |  |  |  |  | OVERALL                       |  |  |  |  |  |  |  |  |  | 0- 1                          |  |  |  |  |  |  |  |  |  | 10- 13                    |  |  |  |  |  |  |  |  |  |          |  |  |  |  |  |  |  |  |  |          |  |  |  |  |  |  |  |  |  |           |  |  |  |  |  |  |  |  |  |               |  |  |  |  |  |  |  |  |  |
| 7- 5                      |  |  |  |  |  |  |  |  |  | 0- 0                      |  |  |  |  |  |  |  |  |  | 0- 1                       |  |  |  |  |  |  |  |  |  | HOME                          |  |  |  |  |  |  |  |  |  | 0- 0                          |  |  |  |  |  |  |  |  |  | 7- 4                      |  |  |  |  |  |  |  |  |  |          |  |  |  |  |  |  |  |  |  |          |  |  |  |  |  |  |  |  |  |           |  |  |  |  |  |  |  |  |  |               |  |  |  |  |  |  |  |  |  |
| 3- 10                     |  |  |  |  |  |  |  |  |  | 0- 1                      |  |  |  |  |  |  |  |  |  | 0- 1                       |  |  |  |  |  |  |  |  |  | AWAY                          |  |  |  |  |  |  |  |  |  | 0- 1                          |  |  |  |  |  |  |  |  |  | 3- 7                      |  |  |  |  |  |  |  |  |  |          |  |  |  |  |  |  |  |  |  |          |  |  |  |  |  |  |  |  |  |           |  |  |  |  |  |  |  |  |  |               |  |  |  |  |  |  |  |  |  |
| 0- 2                      |  |  |  |  |  |  |  |  |  | 0- 0                      |  |  |  |  |  |  |  |  |  | 0- 0                       |  |  |  |  |  |  |  |  |  | NEUTRAL                       |  |  |  |  |  |  |  |  |  | 0- 0                          |  |  |  |  |  |  |  |  |  | 0- 2                      |  |  |  |  |  |  |  |  |  |          |  |  |  |  |  |  |  |  |  |          |  |  |  |  |  |  |  |  |  |           |  |  |  |  |  |  |  |  |  |               |  |  |  |  |  |  |  |  |  |
| 3- 5                      |  |  |  |  |  |  |  |  |  | 0- 1                      |  |  |  |  |  |  |  |  |  | 0- 0                       |  |  |  |  |  |  |  |  |  | NON-CONFERENCE                |  |  |  |  |  |  |  |  |  | 0- 1                          |  |  |  |  |  |  |  |  |  | 3- 3                      |  |  |  |  |  |  |  |  |  |          |  |  |  |  |  |  |  |  |  |          |  |  |  |  |  |  |  |  |  |           |  |  |  |  |  |  |  |  |  |               |  |  |  |  |  |  |  |  |  |
| 2- 1                      |  |  |  |  |  |  |  |  |  | 0- 0                      |  |  |  |  |  |  |  |  |  | 0- 0                       |  |  |  |  |  |  |  |  |  | HOME                          |  |  |  |  |  |  |  |  |  | 0- 0                          |  |  |  |  |  |  |  |  |  | 2- 1                      |  |  |  |  |  |  |  |  |  |          |  |  |  |  |  |  |  |  |  |          |  |  |  |  |  |  |  |  |  |           |  |  |  |  |  |  |  |  |  |               |  |  |  |  |  |  |  |  |  |
| 1- 3                      |  |  |  |  |  |  |  |  |  | 0- 1                      |  |  |  |  |  |  |  |  |  | 0- 0                       |  |  |  |  |  |  |  |  |  | AWAY                          |  |  |  |  |  |  |  |  |  | 0- 1                          |  |  |  |  |  |  |  |  |  | 1- 1                      |  |  |  |  |  |  |  |  |  |          |  |  |  |  |  |  |  |  |  |          |  |  |  |  |  |  |  |  |  |           |  |  |  |  |  |  |  |  |  |               |  |  |  |  |  |  |  |  |  |
| 0- 1                      |  |  |  |  |  |  |  |  |  | 0- 0                      |  |  |  |  |  |  |  |  |  | 0- 0                       |  |  |  |  |  |  |  |  |  | NEUTRAL                       |  |  |  |  |  |  |  |  |  | 0- 0                          |  |  |  |  |  |  |  |  |  | 0- 1                      |  |  |  |  |  |  |  |  |  |          |  |  |  |  |  |  |  |  |  |          |  |  |  |  |  |  |  |  |  |           |  |  |  |  |  |  |  |  |  |               |  |  |  |  |  |  |  |  |  |
| 7- 12                     |  |  |  |  |  |  |  |  |  | 0- 0                      |  |  |  |  |  |  |  |  |  | 0- 2                       |  |  |  |  |  |  |  |  |  | CONFERENCE                    |  |  |  |  |  |  |  |  |  | 0- 0                          |  |  |  |  |  |  |  |  |  | 7- 10                     |  |  |  |  |  |  |  |  |  |          |  |  |  |  |  |  |  |  |  |          |  |  |  |  |  |  |  |  |  |           |  |  |  |  |  |  |  |  |  |               |  |  |  |  |  |  |  |  |  |
| 5- 4                      |  |  |  |  |  |  |  |  |  | 0- 0                      |  |  |  |  |  |  |  |  |  | 0- 1                       |  |  |  |  |  |  |  |  |  | HOME                          |  |  |  |  |  |  |  |  |  | 0- 0                          |  |  |  |  |  |  |  |  |  | 5- 3                      |  |  |  |  |  |  |  |  |  |          |  |  |  |  |  |  |  |  |  |          |  |  |  |  |  |  |  |  |  |           |  |  |  |  |  |  |  |  |  |               |  |  |  |  |  |  |  |  |  |
| 2- 7                      |  |  |  |  |  |  |  |  |  | 0- 0                      |  |  |  |  |  |  |  |  |  | 0- 1                       |  |  |  |  |  |  |  |  |  | AWAY                          |  |  |  |  |  |  |  |  |  | 0- 0                          |  |  |  |  |  |  |  |  |  | 2- 6                      |  |  |  |  |  |  |  |  |  |          |  |  |  |  |  |  |  |  |  |          |  |  |  |  |  |  |  |  |  |           |  |  |  |  |  |  |  |  |  |               |  |  |  |  |  |  |  |  |  |
| 0- 1                      |  |  |  |  |  |  |  |  |  | 0- 0                      |  |  |  |  |  |  |  |  |  | 0- 0                       |  |  |  |  |  |  |  |  |  | NEUTRAL                       |  |  |  |  |  |  |  |  |  | 0- 0                          |  |  |  |  |  |  |  |  |  | 0- 1                      |  |  |  |  |  |  |  |  |  |          |  |  |  |  |  |  |  |  |  |          |  |  |  |  |  |  |  |  |  |           |  |  |  |  |  |  |  |  |  |               |  |  |  |  |  |  |  |  |  |
| RPI 1-25                  |  |  |  |  |  |  |  |  |  | RPI 26-50                 |  |  |  |  |  |  |  |  |  | RPI 51-100                 |  |  |  |  |  |  |  |  |  | RPI 101+                      |  |  |  |  |  |  |  |  |  | Team's RPI: 267               |  |  |  |  |  |  |  |  |  |                           |  |  |  |  |  |  |  |  |  |          |  |  |  |  |  |  |  |  |  |          |  |  |  |  |  |  |  |  |  |           |  |  |  |  |  |  |  |  |  |               |  |  |  |  |  |  |  |  |  |
| RPI S Opponent Score      |  |  |  |  |  |  |  |  |  | RPI S Opponent Score      |  |  |  |  |  |  |  |  |  | RPI S Opponent Score       |  |  |  |  |  |  |  |  |  | RPI S Opponent Score          |  |  |  |  |  |  |  |  |  | RPI S Opponent Score          |  |  |  |  |  |  |  |  |  |                           |  |  |  |  |  |  |  |  |  |          |  |  |  |  |  |  |  |  |  |          |  |  |  |  |  |  |  |  |  |           |  |  |  |  |  |  |  |  |  |               |  |  |  |  |  |  |  |  |  |
| 1 A North Carolina 48 101 |  |  |  |  |  |  |  |  |  | 39 A Chattanooga 41 89    |  |  |  |  |  |  |  |  |  | 86 A Georgia Tech 50 66    |  |  |  |  |  |  |  |  |  | 139 A UNC Greensboro 70 67    |  |  |  |  |  |  |  |  |  | 139 H UNC Greensboro 58 59    |  |  |  |  |  |  |  |  |  |                           |  |  |  |  |  |  |  |  |  |          |  |  |  |  |  |  |  |  |  |          |  |  |  |  |  |  |  |  |  |           |  |  |  |  |  |  |  |  |  |               |  |  |  |  |  |  |  |  |  |
|                           |  |  |  |  |  |  |  |  |  | 39 H Chattanooga 63 68    |  |  |  |  |  |  |  |  |  |                            |  |  |  |  |  |  |  |  |  | 141 A Davi dson 57 71         |  |  |  |  |  |  |  |  |  | 141 H Davi dson 67 71         |  |  |  |  |  |  |  |  |  |                           |  |  |  |  |  |  |  |  |  |          |  |  |  |  |  |  |  |  |  |          |  |  |  |  |  |  |  |  |  |           |  |  |  |  |  |  |  |  |  |               |  |  |  |  |  |  |  |  |  |
|                           |  |  |  |  |  |  |  |  |  |                           |  |  |  |  |  |  |  |  |  |                            |  |  |  |  |  |  |  |  |  | 148 N Coastal Caro. 51 58     |  |  |  |  |  |  |  |  |  | 161 H East Tenn. St. 55 59    |  |  |  |  |  |  |  |  |  |                           |  |  |  |  |  |  |  |  |  |          |  |  |  |  |  |  |  |  |  |          |  |  |  |  |  |  |  |  |  |           |  |  |  |  |  |  |  |  |  |               |  |  |  |  |  |  |  |  |  |
|                           |  |  |  |  |  |  |  |  |  |                           |  |  |  |  |  |  |  |  |  |                            |  |  |  |  |  |  |  |  |  | 197 A Appal achi an St. 62 76 |  |  |  |  |  |  |  |  |  | 197 H Appal achi an St. 65 57 |  |  |  |  |  |  |  |  |  |                           |  |  |  |  |  |  |  |  |  |          |  |  |  |  |  |  |  |  |  |          |  |  |  |  |  |  |  |  |  |           |  |  |  |  |  |  |  |  |  |               |  |  |  |  |  |  |  |  |  |
|                           |  |  |  |  |  |  |  |  |  |                           |  |  |  |  |  |  |  |  |  |                            |  |  |  |  |  |  |  |  |  | 207 A Morehead St. 50 66      |  |  |  |  |  |  |  |  |  | 231 A El on 44 65             |  |  |  |  |  |  |  |  |  |                           |  |  |  |  |  |  |  |  |  |          |  |  |  |  |  |  |  |  |  |          |  |  |  |  |  |  |  |  |  |           |  |  |  |  |  |  |  |  |  |               |  |  |  |  |  |  |  |  |  |
|                           |  |  |  |  |  |  |  |  |  |                           |  |  |  |  |  |  |  |  |  |                            |  |  |  |  |  |  |  |  |  | 231 H El on 39 50             |  |  |  |  |  |  |  |  |  | 241 A Western Caro. 65 98     |  |  |  |  |  |  |  |  |  |                           |  |  |  |  |  |  |  |  |  |          |  |  |  |  |  |  |  |  |  |          |  |  |  |  |  |  |  |  |  |           |  |  |  |  |  |  |  |  |  |               |  |  |  |  |  |  |  |  |  |
|                           |  |  |  |  |  |  |  |  |  |                           |  |  |  |  |  |  |  |  |  |                            |  |  |  |  |  |  |  |  |  | 241 H Western Caro. 69 59     |  |  |  |  |  |  |  |  |  | 245 A Ga. Southern 61 65      |  |  |  |  |  |  |  |  |  |                           |  |  |  |  |  |  |  |  |  |          |  |  |  |  |  |  |  |  |  |          |  |  |  |  |  |  |  |  |  |           |  |  |  |  |  |  |  |  |  |               |  |  |  |  |  |  |  |  |  |
|                           |  |  |  |  |  |  |  |  |  |                           |  |  |  |  |  |  |  |  |  |                            |  |  |  |  |  |  |  |  |  | 245 H Ga. Southern 79 66      |  |  |  |  |  |  |  |  |  | 273 H Stetson 54 47           |  |  |  |  |  |  |  |  |  |                           |  |  |  |  |  |  |  |  |  |          |  |  |  |  |  |  |  |  |  |          |  |  |  |  |  |  |  |  |  |           |  |  |  |  |  |  |  |  |  |               |  |  |  |  |  |  |  |  |  |
|                           |  |  |  |  |  |  |  |  |  |                           |  |  |  |  |  |  |  |  |  |                            |  |  |  |  |  |  |  |  |  | 281 A Furman 55 64            |  |  |  |  |  |  |  |  |  | 281 H Furman 52 50            |  |  |  |  |  |  |  |  |  |                           |  |  |  |  |  |  |  |  |  |          |  |  |  |  |  |  |  |  |  |          |  |  |  |  |  |  |  |  |  |           |  |  |  |  |  |  |  |  |  |               |  |  |  |  |  |  |  |  |  |
|                           |  |  |  |  |  |  |  |  |  |                           |  |  |  |  |  |  |  |  |  |                            |  |  |  |  |  |  |  |  |  | 281 N Furman 63 66            |  |  |  |  |  |  |  |  |  | 287 H Charleston So. 69 56    |  |  |  |  |  |  |  |  |  |                           |  |  |  |  |  |  |  |  |  |          |  |  |  |  |  |  |  |  |  |          |  |  |  |  |  |  |  |  |  |           |  |  |  |  |  |  |  |  |  |               |  |  |  |  |  |  |  |  |  |
|                           |  |  |  |  |  |  |  |  |  |                           |  |  |  |  |  |  |  |  |  |                            |  |  |  |  |  |  |  |  |  | 314 A Wofford 59 45           |  |  |  |  |  |  |  |  |  | 314 H Wofford 59 50           |  |  |  |  |  |  |  |  |  |                           |  |  |  |  |  |  |  |  |  |          |  |  |  |  |  |  |  |  |  |          |  |  |  |  |  |  |  |  |  |           |  |  |  |  |  |  |  |  |  |               |  |  |  |  |  |  |  |  |  |
|                           |  |  |  |  |  |  |  |  |  |                           |  |  |  |  |  |  |  |  |  |                            |  |  |  |  |  |  |  |  |  | 332 A Savannah St. 75 53      |  |  |  |  |  |  |  |  |  |                               |  |  |  |  |  |  |  |  |  |                           |  |  |  |  |  |  |  |  |  |          |  |  |  |  |  |  |  |  |  |          |  |  |  |  |  |  |  |  |  |           |  |  |  |  |  |  |  |  |  |               |  |  |  |  |  |  |  |  |  |
|                           |  |  |  |  |  |  |  |  |  | LAST 10 Div               |  |  |  |  |  |  |  |  |  | si on I GAMES:             |  |  |  |  |  |  |  |  |  |                               |  |  |  |  |  |  |  |  |  |                               |  |  |  |  |  |  |  |  |  |                           |  |  |  |  |  |  |  |  |  |          |  |  |  |  |  |  |  |  |  |          |  |  |  |  |  |  |  |  |  |           |  |  |  |  |  |  |  |  |  |               |  |  |  |  |  |  |  |  |  |
|                           |  |  |  |  |  |  |  |  |  | 281 N Furman 63 66        |  |  |  |  |  |  |  |  |  | 139 H UNC Greensboro 58 59 |  |  |  |  |  |  |  |  |  |                               |  |  |  |  |  |  |  |  |  |                               |  |  |  |  |  |  |  |  |  |                           |  |  |  |  |  |  |  |  |  |          |  |  |  |  |  |  |  |  |  |          |  |  |  |  |  |  |  |  |  |           |  |  |  |  |  |  |  |  |  |               |  |  |  |  |  |  |  |  |  |
|                           |  |  |  |  |  |  |  |  |  | 245 A Ga. Southern 61 65  |  |  |  |  |  |  |  |  |  | 231 H El on 39 50          |  |  |  |  |  |  |  |  |  |                               |  |  |  |  |  |  |  |  |  |                               |  |  |  |  |  |  |  |  |  |                           |  |  |  |  |  |  |  |  |  |          |  |  |  |  |  |  |  |  |  |          |  |  |  |  |  |  |  |  |  |           |  |  |  |  |  |  |  |  |  |               |  |  |  |  |  |  |  |  |  |
|                           |  |  |  |  |  |  |  |  |  | 241 A Western Caro. 65 98 |  |  |  |  |  |  |  |  |  | 281 A Furman 55 64         |  |  |  |  |  |  |  |  |  |                               |  |  |  |  |  |  |  |  |  |                               |  |  |  |  |  |  |  |  |  |                           |  |  |  |  |  |  |  |  |  |          |  |  |  |  |  |  |  |  |  |          |  |  |  |  |  |  |  |  |  |           |  |  |  |  |  |  |  |  |  |               |  |  |  |  |  |  |  |  |  |
|                           |  |  |  |  |  |  |  |  |  | 39 H Chattanooga 63 68    |  |  |  |  |  |  |  |  |  | 314 A Wofford 59 45        |  |  |  |  |  |  |  |  |  |                               |  |  |  |  |  |  |  |  |  |                               |  |  |  |  |  |  |  |  |  |                           |  |  |  |  |  |  |  |  |  |          |  |  |  |  |  |  |  |  |  |          |  |  |  |  |  |  |  |  |  |           |  |  |  |  |  |  |  |  |  |               |  |  |  |  |  |  |  |  |  |
|                           |  |  |  |  |  |  |  |  |  | 332 A Savannah St. 75 53  |  |  |  |  |  |  |  |  |  | 141 H Davi dson 67 71      |  |  |  |  |  |  |  |  |  |                               |  |  |  |  |  |  |  |  |  |                               |  |  |  |  |  |  |  |  |  |                           |  |  |  |  |  |  |  |  |  |          |  |  |  |  |  |  |  |  |  |          |  |  |  |  |  |  |  |  |  |           |  |  |  |  |  |  |  |  |  |               |  |  |  |  |  |  |  |  |  |

Non-Div | Games: Anderson (S. C.) 72 71

Col. of Charleston

■ Loss, ■ Non-Conf, S Site, H Home A Away N Neutral

| Average RPI Win: 249 |   |                |       | WON-LOST RECORD           |   | WINNING PCT. RANK |       | LAST 10 GAMES         |   | STRENGTH OF SCHEDULE |       | OPP. STRENGTH OF SCHEDULE |   | TEAM RPI       |       | ADJ. RPI |  | CONF. RPI |  | ADJ CONF. RPI |  |  |  |
|----------------------|---|----------------|-------|---------------------------|---|-------------------|-------|-----------------------|---|----------------------|-------|---------------------------|---|----------------|-------|----------|--|-----------|--|---------------|--|--|--|
| DIV. I ONLY          |   |                |       | 9- 20                     |   | 264               |       | 5- 5                  |   | 210                  |       | 259                       |   | 270            |       | 269      |  | 27        |  | 26            |  |  |  |
| DIV. I NON-CONF.     |   |                |       | 2- 11                     |   | 298               |       | 0- 0                  |   | 183                  |       | 157                       |   | 283            |       | 283      |  | 27        |  | 27            |  |  |  |
| TOTALS               |   |                |       | RPI 1-25                  |   | RPI 26-50         |       | W-L RECORDS           |   | RPI 51-100           |       | RPI 100+                  |   |                |       |          |  |           |  |               |  |  |  |
| 9- 20                |   |                |       | 0- 1                      |   | 0- 1              |       | OVERALL               |   | 0- 1                 |       | 9- 17                     |   |                |       |          |  |           |  |               |  |  |  |
| 5- 6                 |   |                |       | 0- 0                      |   | 0- 0              |       | HOME                  |   | 0- 1                 |       | 5- 5                      |   |                |       |          |  |           |  |               |  |  |  |
| 2- 13                |   |                |       | 0- 1                      |   | 0- 1              |       | AWAY                  |   | 0- 0                 |       | 2- 11                     |   |                |       |          |  |           |  |               |  |  |  |
| 2- 1                 |   |                |       | 0- 0                      |   | 0- 0              |       | NEUTRAL               |   | 0- 0                 |       | 2- 1                      |   |                |       |          |  |           |  |               |  |  |  |
| 2- 11                |   |                |       | 0- 1                      |   | 0- 1              |       | NON-CONFERENCE        |   | 0- 1                 |       | 2- 8                      |   |                |       |          |  |           |  |               |  |  |  |
| 1- 3                 |   |                |       | 0- 0                      |   | 0- 0              |       | HOME                  |   | 0- 1                 |       | 1- 2                      |   |                |       |          |  |           |  |               |  |  |  |
| 0- 7                 |   |                |       | 0- 1                      |   | 0- 1              |       | AWAY                  |   | 0- 0                 |       | 0- 5                      |   |                |       |          |  |           |  |               |  |  |  |
| 1- 1                 |   |                |       | 0- 0                      |   | 0- 0              |       | NEUTRAL               |   | 0- 0                 |       | 1- 1                      |   |                |       |          |  |           |  |               |  |  |  |
| 7- 9                 |   |                |       | 0- 0                      |   | 0- 0              |       | CONFERENCE            |   | 0- 0                 |       | 7- 9                      |   |                |       |          |  |           |  |               |  |  |  |
| 4- 3                 |   |                |       | 0- 0                      |   | 0- 0              |       | HOME                  |   | 0- 0                 |       | 4- 3                      |   |                |       |          |  |           |  |               |  |  |  |
| 2- 6                 |   |                |       | 0- 0                      |   | 0- 0              |       | AWAY                  |   | 0- 0                 |       | 2- 6                      |   |                |       |          |  |           |  |               |  |  |  |
| 1- 0                 |   |                |       | 0- 0                      |   | 0- 0              |       | NEUTRAL               |   | 0- 0                 |       | 1- 0                      |   |                |       |          |  |           |  |               |  |  |  |
| RPI 1-25             |   |                |       | RPI 26-50                 |   |                   |       | RPI 51-100            |   |                      |       | RPI 101+ Team's RPI: 269  |   |                |       |          |  |           |  |               |  |  |  |
| RPI                  | S | Opponent       | Score | RPI                       | S | Opponent          | Score | RPI                   | S | Opponent             | Score | RPI                       | S | Opponent       | Score |          |  |           |  |               |  |  |  |
| 25                   | A | Boston College | 54 73 | 35                        | A | Vanderbilt        | 33 72 | 77                    | H | Dartmouth            | 56 67 | 105                       | A | Princeton      | 61 79 |          |  |           |  |               |  |  |  |
|                      |   |                |       |                           |   |                   |       |                       |   |                      |       | 112                       | A | Binghamton     | 61 82 |          |  |           |  |               |  |  |  |
|                      |   |                |       |                           |   |                   |       |                       |   |                      |       | 116                       | A | Army           | 81 85 |          |  |           |  |               |  |  |  |
|                      |   |                |       |                           |   |                   |       |                       |   |                      |       | 116                       | A | Army           | 55 73 |          |  |           |  |               |  |  |  |
|                      |   |                |       |                           |   |                   |       |                       |   |                      |       | 116                       | H | Army           | 66 58 |          |  |           |  |               |  |  |  |
|                      |   |                |       |                           |   |                   |       |                       |   |                      |       | 120                       | N | William & Mary | 62 64 |          |  |           |  |               |  |  |  |
|                      |   |                |       |                           |   |                   |       |                       |   |                      |       | 126                       | A | Bucknell       | 58 73 |          |  |           |  |               |  |  |  |
|                      |   |                |       |                           |   |                   |       |                       |   |                      |       | 126                       | H | Bucknell       | 63 81 |          |  |           |  |               |  |  |  |
|                      |   |                |       |                           |   |                   |       |                       |   |                      |       | 150                       | A | Holy Cross     | 62 75 |          |  |           |  |               |  |  |  |
|                      |   |                |       |                           |   |                   |       |                       |   |                      |       | 150                       | H | Holy Cross     | 79 71 |          |  |           |  |               |  |  |  |
|                      |   |                |       |                           |   |                   |       |                       |   |                      |       | 160                       | H | New Hampshire  | 45 69 |          |  |           |  |               |  |  |  |
|                      |   |                |       |                           |   |                   |       |                       |   |                      |       | 179                       | A | Syracuse       | 56 92 |          |  |           |  |               |  |  |  |
|                      |   |                |       |                           |   |                   |       |                       |   |                      |       | 200                       | A | Vermont        | 59 71 |          |  |           |  |               |  |  |  |
|                      |   |                |       |                           |   |                   |       |                       |   |                      |       | 209                       | A | Harvard        | 62 80 |          |  |           |  |               |  |  |  |
|                      |   |                |       |                           |   |                   |       |                       |   |                      |       | 220                       | N | McNeese St.    | 82 78 |          |  |           |  |               |  |  |  |
|                      |   |                |       |                           |   |                   |       |                       |   |                      |       | 249                       | A | Navy           | 60 65 |          |  |           |  |               |  |  |  |
|                      |   |                |       |                           |   |                   |       |                       |   |                      |       | 249                       | H | Navy           | 62 80 |          |  |           |  |               |  |  |  |
|                      |   |                |       |                           |   |                   |       |                       |   |                      |       | 249                       | N | Navy           | 60 55 |          |  |           |  |               |  |  |  |
|                      |   |                |       |                           |   |                   |       |                       |   |                      |       | 270                       | H | Cornell        | 69 76 |          |  |           |  |               |  |  |  |
|                      |   |                |       |                           |   |                   |       |                       |   |                      |       | 277                       | A | Lehigh         | 53 71 |          |  |           |  |               |  |  |  |
|                      |   |                |       |                           |   |                   |       |                       |   |                      |       | 277                       | H | Lehigh         | 71 69 |          |  |           |  |               |  |  |  |
|                      |   |                |       |                           |   |                   |       |                       |   |                      |       | 303                       | A | Lafayette      | 69 56 |          |  |           |  |               |  |  |  |
|                      |   |                |       |                           |   |                   |       |                       |   |                      |       | 303                       | H | Lafayette      | 80 71 |          |  |           |  |               |  |  |  |
|                      |   |                |       |                           |   |                   |       |                       |   |                      |       | 305                       | A | American       | 72 63 |          |  |           |  |               |  |  |  |
|                      |   |                |       |                           |   |                   |       |                       |   |                      |       | 305                       | H | American       | 63 74 |          |  |           |  |               |  |  |  |
|                      |   |                |       |                           |   |                   |       |                       |   |                      |       | 322                       | H | Niagara        | 75 47 |          |  |           |  |               |  |  |  |
|                      |   |                |       | LAST 10 Division I GAMES: |   |                   |       |                       |   |                      |       |                           |   |                |       |          |  |           |  |               |  |  |  |
|                      |   |                |       | 116 A Army 55 73          |   |                   |       | 277 A Lehigh 53 71    |   |                      |       |                           |   |                |       |          |  |           |  |               |  |  |  |
|                      |   |                |       | 249 N Navy 60 55          |   |                   |       | 305 A American 72 63  |   |                      |       |                           |   |                |       |          |  |           |  |               |  |  |  |
|                      |   |                |       | 249 A Navy 60 65          |   |                   |       | 303 H Lafayette 80 71 |   |                      |       |                           |   |                |       |          |  |           |  |               |  |  |  |
|                      |   |                |       | 150 H Holy Cross 79 71    |   |                   |       | 126 H Bucknell 63 81  |   |                      |       |                           |   |                |       |          |  |           |  |               |  |  |  |
|                      |   |                |       | 249 H Navy 62 80          |   |                   |       | 277 H Lehigh 71 69    |   |                      |       |                           |   |                |       |          |  |           |  |               |  |  |  |

Colgate

Non-Div I Games:

Colgate

Loss, 
Non-Conf, S Site, 
H Home
A Away 
N Neutral

| Average RPI Win: 211 |          |          |  | WON-LOST RECORD |    | WINNING PCT. RANK |          | LAST 10 GAMES             |  | STRENGTH OF SCHEDULE |    | OPP. STRENGTH OF SCHEDULE |          | TEAM RPI       |  | ADJ. RPI |    | CONF. RPI |   | ADJ CONF. RPI     |  |     |    |
|----------------------|----------|----------|--|-----------------|----|-------------------|----------|---------------------------|--|----------------------|----|---------------------------|----------|----------------|--|----------|----|-----------|---|-------------------|--|-----|----|
| Average RPI Loss: 77 |          |          |  |                 |    |                   |          |                           |  |                      |    |                           |          |                |  |          |    |           |   |                   |  |     |    |
| DIV. I ONLY          |          |          |  | 8- 21           |    | 280               |          | 3- 7                      |  | 91                   |    | 77                        |          | 199            |  | 198      |    | 3         |   | 3                 |  |     |    |
| DIV. I NON-CONF.     |          |          |  | 5- 7            |    | 196               |          | 1- 0                      |  | 257                  |    | 204                       |          | 236            |  | 233      |    | 4         |   | 4                 |  |     |    |
| TOTALS               |          |          |  | RPI 1-25        |    | RPI 26-50         |          | W-L RECORDS               |  | RPI 51-100           |    | RPI 100+                  |          |                |  |          |    |           |   |                   |  |     |    |
| 8- 21                |          |          |  | 0- 2            |    | 0- 4              |          | OVERALL                   |  | 2- 10                |    | 6- 5                      |          |                |  |          |    |           |   |                   |  |     |    |
| 7- 9                 |          |          |  | 0- 0            |    | 0- 2              |          | HOME                      |  | 1- 5                 |    | 6- 2                      |          |                |  |          |    |           |   |                   |  |     |    |
| 1- 9                 |          |          |  | 0- 2            |    | 0- 1              |          | AWAY                      |  | 1- 4                 |    | 0- 2                      |          |                |  |          |    |           |   |                   |  |     |    |
| 0- 3                 |          |          |  | 0- 0            |    | 0- 1              |          | NEUTRAL                   |  | 0- 1                 |    | 0- 1                      |          |                |  |          |    |           |   |                   |  |     |    |
| 5- 7                 |          |          |  | 0- 0            |    | 0- 1              |          | NON-CONFERENCE            |  | 0- 1                 |    | 5- 5                      |          |                |  |          |    |           |   |                   |  |     |    |
| 5- 3                 |          |          |  | 0- 0            |    | 0- 0              |          | HOME                      |  | 0- 1                 |    | 5- 2                      |          |                |  |          |    |           |   |                   |  |     |    |
| 0- 2                 |          |          |  | 0- 0            |    | 0- 0              |          | AWAY                      |  | 0- 0                 |    | 0- 2                      |          |                |  |          |    |           |   |                   |  |     |    |
| 0- 2                 |          |          |  | 0- 0            |    | 0- 1              |          | NEUTRAL                   |  | 0- 0                 |    | 0- 1                      |          |                |  |          |    |           |   |                   |  |     |    |
| 3- 14                |          |          |  | 0- 2            |    | 0- 3              |          | CONFERENCE                |  | 2- 9                 |    | 1- 0                      |          |                |  |          |    |           |   |                   |  |     |    |
| 2- 6                 |          |          |  | 0- 0            |    | 0- 2              |          | HOME                      |  | 1- 4                 |    | 1- 0                      |          |                |  |          |    |           |   |                   |  |     |    |
| 1- 7                 |          |          |  | 0- 2            |    | 0- 1              |          | AWAY                      |  | 1- 4                 |    | 0- 0                      |          |                |  |          |    |           |   |                   |  |     |    |
| 0- 1                 |          |          |  | 0- 0            |    | 0- 0              |          | NEUTRAL                   |  | 0- 1                 |    | 0- 0                      |          |                |  |          |    |           |   |                   |  |     |    |
| RPI 1-25             |          |          |  | RPI 26-50       |    | RPI 51-100        |          | RPI 101+                  |  | Team's RPI: 198      |    |                           |          |                |  |          |    |           |   |                   |  |     |    |
| RPI S                | Opponent |          |  | Score           |    | RPI S             | Opponent |                           |  | Score                |    | RPI S                     | Opponent |                |  | Score    |    |           |   |                   |  |     |    |
| 7                    | A        | Oklahoma |  | 61              | 84 | 30                | A        | Kansas St.                |  | 66                   | 85 | 52                        | H        | Texas          |  | 64       | 69 | 103       | N | Northern Ariz.    |  | 83  | 84 |
| 10                   | A        | Baylor   |  | 40              | 86 | 30                | H        | Kansas St.                |  | 62                   | 67 | 63                        | H        | Wyoming        |  | 50       | 66 | 107       | H | UNI               |  | 65  | 74 |
|                      |          |          |  |                 |    | 38                | H        | Texas A&M                 |  | 46                   | 55 | 64                        | A        | Texas Tech     |  | 56       | 76 | 123       | H | South Dakota St.  |  | 64  | 50 |
|                      |          |          |  |                 |    | 50                | N        | South Fla.                |  | 59                   | 72 | 65                        | A        | Missouri       |  | 49       | 69 | 145       | H | Oregon            |  | 64  | 72 |
|                      |          |          |  |                 |    |                   |          |                           |  |                      |    | 65                        | H        | Missouri       |  | 57       | 72 | 187       | A | Colorado St.      |  | 83  | 86 |
|                      |          |          |  |                 |    |                   |          |                           |  |                      |    | 70                        | A        | Iowa St.       |  | 46       | 56 | 222       | H | Oklahoma St.      |  | 73  | 62 |
|                      |          |          |  |                 |    |                   |          |                           |  |                      |    | 70                        | H        | Iowa St.       |  | 71       | 86 | 239       | A | Creighton         |  | 72  | 77 |
|                      |          |          |  |                 |    |                   |          |                           |  |                      |    | 73                        | A        | Nebraska       |  | 54       | 70 | 244       | H | Northern Colo.    |  | 92  | 65 |
|                      |          |          |  |                 |    |                   |          |                           |  |                      |    | 73                        | H        | Nebraska       |  | 62       | 80 | 276       | H | Cal St. Fullerton |  | 100 | 71 |
|                      |          |          |  |                 |    |                   |          |                           |  |                      |    | 73                        | N        | Nebraska       |  | 59       | 67 | 302       | H | Utah St.          |  | 73  | 56 |
|                      |          |          |  |                 |    |                   |          |                           |  |                      |    | 99                        | A        | Kansas         |  | 77       | 71 | 319       | H | Pacific           |  | 84  | 57 |
|                      |          |          |  |                 |    |                   |          |                           |  |                      |    | 99                        | H        | Kansas         |  | 74       | 65 |           |   |                   |  |     |    |
|                      |          |          |  |                 |    |                   |          | LAST 10 Division I GAMES: |  |                      |    |                           |          |                |  |          |    |           |   |                   |  |     |    |
|                      |          |          |  |                 |    | 73                | N        | Nebraska                  |  | 59                   | 67 | 244                       | H        | Northern Colo. |  | 92       | 65 |           |   |                   |  |     |    |
|                      |          |          |  |                 |    | 70                | A        | Iowa St.                  |  | 46                   | 56 | 64                        | A        | Texas Tech     |  | 56       | 76 |           |   |                   |  |     |    |
|                      |          |          |  |                 |    | 222               | H        | Oklahoma St.              |  | 73                   | 62 | 30                        | H        | Kansas St.     |  | 62       | 67 |           |   |                   |  |     |    |
|                      |          |          |  |                 |    | 10                | A        | Baylor                    |  | 40                   | 86 | 52                        | H        | Texas          |  | 64       | 69 |           |   |                   |  |     |    |
|                      |          |          |  |                 |    | 65                | H        | Missouri                  |  | 57                   | 72 | 99                        | A        | Kansas         |  | 77       | 71 |           |   |                   |  |     |    |

Non-Div I Games: P. R. -Mayaguez 90 42

Colorado

|                   |     |          |           |         |             |               |      |      |       |           |
|-------------------|-----|----------|-----------|---------|-------------|---------------|------|------|-------|-----------|
| Average RPI Win:  | 245 | WON-LOST | WINNING   | LAST 10 | STRENGTH OF | OPP. STRENGTH | TEAM | ADJ. | CONF. | ADJ CONF. |
| Average RPI Loss: | 62  | RECORD   | PCT. RANK | GAMES   | SCHEDULE    | OF SCHEDULE   | RPI  | RPI  | RPI   | RPI       |

|                  |       |     |      |     |     |     |     |   |   |
|------------------|-------|-----|------|-----|-----|-----|-----|---|---|
| DIV. I ONLY      | 8- 20 | 272 | 2- 8 | 81  | 62  | 189 | 187 | 6 | 6 |
| DIV. I NON-CONF. | 5- 5  | 144 | 0- 0 | 138 | 166 | 144 | 144 | 7 | 7 |

|        |          |           |                |            |          |
|--------|----------|-----------|----------------|------------|----------|
| TOTALS | RPI 1-25 | RPI 26-50 | W-L RECORDS    | RPI 51-100 | RPI 100+ |
| 8- 20  | 0- 6     | 0- 5      | OVERALL        | 0- 4       | 8- 5     |
| 5- 8   | 0- 2     | 0- 2      | HOME           | 0- 2       | 5- 2     |
| 2- 10  | 0- 3     | 0- 2      | AWAY           | 0- 2       | 2- 3     |
| 1- 2   | 0- 1     | 0- 1      | NEUTRAL        | 0- 0       | 1- 0     |
| 5- 5   | 0- 1     | 0- 1      | NON-CONFERENCE | 0- 0       | 5- 3     |
| 4- 1   | 0- 0     | 0- 0      | HOME           | 0- 0       | 4- 1     |
| 1- 3   | 0- 1     | 0- 0      | AWAY           | 0- 0       | 1- 2     |
| 0- 1   | 0- 0     | 0- 1      | NEUTRAL        | 0- 0       | 0- 0     |
| 3- 15  | 0- 5     | 0- 4      | CONFERENCE     | 0- 4       | 3- 2     |
| 1- 7   | 0- 2     | 0- 2      | HOME           | 0- 2       | 1- 1     |
| 1- 7   | 0- 2     | 0- 2      | AWAY           | 0- 2       | 1- 1     |
| 1- 1   | 0- 1     | 0- 0      | NEUTRAL        | 0- 0       | 1- 0     |

| RPI 1-25                  |   |               |       | RPI 26-50 |   |               |       | RPI 51-100 |   |               |       | RPI 101+ |   |                  |       | Team's RPI: 187 |  |
|---------------------------|---|---------------|-------|-----------|---|---------------|-------|------------|---|---------------|-------|----------|---|------------------|-------|-----------------|--|
| RPI                       | S | Opponent      | Score | RPI       | S | Opponent      | Score | RPI        | S | Opponent      | Score | RPI      | S | Opponent         | Score |                 |  |
| 3                         | A | Duke          | 52 99 | 26        | A | TCU           | 57 83 | 61         | A | UNLV          | 57 74 | 113      | A | UTSA             | 63 59 |                 |  |
| 15                        | A | Utah          | 54 76 | 26        | H | TCU           | 63 73 | 61         | H | UNLV          | 62 67 | 123      | H | South Dakota St. | 75 82 |                 |  |
| 15                        | H | Utah          | 56 80 | 32        | A | New Mexico    | 51 85 | 63         | A | Wyoming       | 80 87 | 138      | A | Air Force        | 65 79 |                 |  |
| 22                        | A | Brigham Young | 54 70 | 32        | H | New Mexico    | 57 73 | 63         | H | Wyoming       | 71 78 | 138      | H | Air Force        | 60 76 |                 |  |
| 22                        | H | Brigham Young | 67 69 |           |   |               |       |            |   |               |       | 155      | A | Denver           | 58 77 |                 |  |
| 22                        | N | Brigham Young | 45 65 | 45        | N | Tulsa         | 65 69 |            |   |               |       | 180      | A | San Jose St.     | 66 78 |                 |  |
|                           |   |               |       |           |   |               |       |            |   |               |       | 198      | H | Colorado         | 86 83 |                 |  |
|                           |   |               |       |           |   |               |       |            |   |               |       | 244      | H | Northern Colo.   | 81 66 |                 |  |
|                           |   |               |       |           |   |               |       |            |   |               |       | 271      | A | San Diego St.    | 68 55 |                 |  |
|                           |   |               |       |           |   |               |       |            |   |               |       | 271      | H | San Diego St.    | 68 65 |                 |  |
|                           |   |               |       |           |   |               |       |            |   |               |       | 271      | N | San Diego St.    | 69 58 |                 |  |
|                           |   |               |       |           |   |               |       |            |   |               |       | 272      | H | UC Irvine        | 85 65 |                 |  |
|                           |   |               |       |           |   |               |       |            |   |               |       | 321      | H | Portland         | 70 58 |                 |  |
| LAST 10 Division I GAMES: |   |               |       |           |   |               |       |            |   |               |       |          |   |                  |       |                 |  |
|                           |   |               |       | 22        | N | Brigham Young | 45 65 | 26         | A | TCU           | 57 83 |          |   |                  |       |                 |  |
|                           |   |               |       | 271       | N | San Diego St. | 69 58 | 61         | A | UNLV          | 57 74 |          |   |                  |       |                 |  |
|                           |   |               |       | 138       | A | Air Force     | 65 79 | 15         | H | Utah          | 56 80 |          |   |                  |       |                 |  |
|                           |   |               |       | 22        | H | Brigham Young | 67 69 | 32         | A | New Mexico    | 51 85 |          |   |                  |       |                 |  |
|                           |   |               |       | 63        | H | Wyoming       | 71 78 | 271        | A | San Diego St. | 68 55 |          |   |                  |       |                 |  |

Non-Div I Games: Concordia-St. Pa83 69

Colorado St.

Loss, Non-Conf, S Site, H Home A Away N Neutral

| Average RPI Win: 316 |          | WON-LOST RECORD | WINNING PCT. RANK | LAST 10 GAMES  | STRENGTH OF SCHEDULE | OPP. STRENGTH OF SCHEDULE | TEAM RPI        | ADJ. RPI         | CONF. RPI | ADJ CONF. RPI             |
|----------------------|----------|-----------------|-------------------|----------------|----------------------|---------------------------|-----------------|------------------|-----------|---------------------------|
| DIV. I ONLY          |          | 6- 21           | 297               | 2- 8           | 312                  | 301                       | 318             | 318              | 26        | 25                        |
| DIV. I NON-CONF.     |          | 4- 9            | 253               | 0- 0           | 294                  | 331                       | 300             | 303              | 26        | 26                        |
| TOTALS               |          | RPI 1-25        | RPI 26-50         | W-L RECORDS    | RPI 51-100           | RPI 100+                  |                 |                  |           |                           |
| 6- 21                |          | 0- 0            | 0- 0              | OVERALL        | 0- 4                 | 6- 17                     |                 |                  |           |                           |
| 3- 8                 |          | 0- 0            | 0- 0              | HOME           | 0- 1                 | 3- 7                      |                 |                  |           |                           |
| 2- 11                |          | 0- 0            | 0- 0              | AWAY           | 0- 3                 | 2- 8                      |                 |                  |           |                           |
| 1- 2                 |          | 0- 0            | 0- 0              | NEUTRAL        | 0- 0                 | 1- 2                      |                 |                  |           |                           |
| 4- 9                 |          | 0- 0            | 0- 0              | NON-CONFERENCE | 0- 2                 | 4- 7                      |                 |                  |           |                           |
| 2- 2                 |          | 0- 0            | 0- 0              | HOME           | 0- 0                 | 2- 2                      |                 |                  |           |                           |
| 1- 5                 |          | 0- 0            | 0- 0              | AWAY           | 0- 2                 | 1- 3                      |                 |                  |           |                           |
| 1- 2                 |          | 0- 0            | 0- 0              | NEUTRAL        | 0- 0                 | 1- 2                      |                 |                  |           |                           |
| 2- 12                |          | 0- 0            | 0- 0              | CONFERENCE     | 0- 2                 | 2- 10                     |                 |                  |           |                           |
| 1- 6                 |          | 0- 0            | 0- 0              | HOME           | 0- 1                 | 1- 5                      |                 |                  |           |                           |
| 1- 6                 |          | 0- 0            | 0- 0              | AWAY           | 0- 1                 | 1- 5                      |                 |                  |           |                           |
| 0- 0                 |          | 0- 0            | 0- 0              | NEUTRAL        | 0- 0                 | 0- 0                      |                 |                  |           |                           |
| RPI 1-25             |          | RPI 26-50       |                   | RPI 51-100     |                      | RPI 101+                  |                 | Team's RPI : 318 |           |                           |
| RPI S                | Opponent | Score           | RPI S             | Opponent       | Score                | RPI S                     | Opponent        | Score            |           |                           |
|                      |          |                 |                   |                |                      | 66                        | A Cal i forni a | 36 71            | 105       | A Pri nceton              |
|                      |          |                 |                   |                |                      | 77                        | A Dartmouth     | 56 76            | 105       | H Pri nceton              |
|                      |          |                 |                   |                |                      | 77                        | H Dartmouth     | 65 70            | 124       | H Del aware St.           |
|                      |          |                 |                   |                |                      | 89                        | A Sacred Heart  | 65 96            | 126       | A Bucknel I               |
|                      |          |                 |                   |                |                      |                           |                 |                  | 136       | A Brown                   |
|                      |          |                 |                   |                |                      |                           |                 |                  | 136       | H Brown                   |
|                      |          |                 |                   |                |                      |                           |                 |                  | 209       | A Harvard                 |
|                      |          |                 |                   |                |                      |                           |                 |                  | 209       | H Harvard                 |
|                      |          |                 |                   |                |                      |                           |                 |                  | 219       | H Monmouth                |
|                      |          |                 |                   |                |                      |                           |                 |                  | 224       | A Long Isl and            |
|                      |          |                 |                   |                |                      |                           |                 |                  | 264       | N Fai rlei gh Di cki nson |
|                      |          |                 |                   |                |                      |                           |                 |                  | 270       | A Cornel I                |
|                      |          |                 |                   |                |                      |                           |                 |                  | 270       | H Cornel I                |
|                      |          |                 |                   |                |                      |                           |                 |                  | 274       | H Central Conn. St.       |
|                      |          |                 |                   |                |                      |                           |                 |                  | 277       | A Lehi gh                 |
|                      |          |                 |                   |                |                      |                           |                 |                  | 289       | N Al bany (N. Y. )        |
|                      |          |                 |                   |                |                      |                           |                 |                  | 304       | A Penn                    |
|                      |          |                 |                   |                |                      |                           |                 |                  | 304       | H Penn                    |
|                      |          |                 |                   |                |                      |                           |                 |                  | 317       | A Yal e                   |
|                      |          |                 |                   |                |                      |                           |                 |                  | 317       | H Yal e                   |
|                      |          |                 |                   |                |                      |                           |                 |                  | 326       | H St. Francis (N. Y. )    |
|                      |          |                 |                   |                |                      |                           |                 |                  | 330       | N Morgan St.              |
|                      |          |                 |                   |                |                      |                           |                 |                  | 331       | A Wagner                  |
|                      |          | LAST 10 Div     |                   | sion I GAMES:  |                      |                           |                 |                  |           |                           |
|                      |          |                 | 209               | H Harvard      | 71 86                | 304                       | A Penn          | 49 64            |           |                           |
|                      |          |                 | 77                | H Dartmouth    | 65 70                | 136                       | H Brown         | 39 62            |           |                           |
|                      |          |                 | 317               | A Yal e        | 59 57                | 317                       | H Yal e         | 51 41            |           |                           |
|                      |          |                 | 136               | A Brown        | 48 69                | 77                        | A Dartmouth     | 56 76            |           |                           |
|                      |          |                 | 105               | A Pri nceton   | 45 59                | 209                       | A Harvard       | 63 86            |           |                           |

Non-Div I Games:

Columbia

■ Loss, 
 ■ Non-Conf, S Site, 
 ■ Home 
 ■ Away 
 N Neutral





[illegible]

### Non-Div I Games:

Coppi n St.

Loss, Non-Conf, S Site, H Home A Away N Neutral

| Average RPI Win: 284 |          | WON-LOST RECORD           | WINNING PCT. RANK | LAST 10 GAMES  | STRENGTH OF SCHEDULE | OPP. STRENGTH OF SCHEDULE | TEAM RPI          | ADJ. RPI        | CONF. RPI | ADJ CONF. RPI |
|----------------------|----------|---------------------------|-------------------|----------------|----------------------|---------------------------|-------------------|-----------------|-----------|---------------|
| DIV. I ONLY          |          | 8- 19                     | 270               | 2- 8           | 197                  | 278                       | 275               | 270             | 26        | 25            |
| DIV. I NON-CONF.     |          | 3- 10                     | 280               | 0- 0           | 123                  | 243                       | 251               | 248             | 26        | 26            |
| TOTALS               |          | RPI 1-25                  | RPI 26-50         | W-L RECORDS    | RPI 51-100           | RPI 100+                  |                   |                 |           |               |
| 8- 19                |          | 0- 0                      | 0- 1              | OVERALL        | 0- 3                 | 8- 15                     |                   |                 |           |               |
| 4- 7                 |          | 0- 0                      | 0- 0              | HOME           | 0- 2                 | 4- 5                      |                   |                 |           |               |
| 3- 10                |          | 0- 0                      | 0- 1              | AWAY           | 0- 1                 | 3- 8                      |                   |                 |           |               |
| 1- 2                 |          | 0- 0                      | 0- 0              | NEUTRAL        | 0- 0                 | 1- 2                      |                   |                 |           |               |
| 3- 10                |          | 0- 0                      | 0- 1              | NON-CONFERENCE | 0- 1                 | 3- 8                      |                   |                 |           |               |
| 1- 3                 |          | 0- 0                      | 0- 0              | HOME           | 0- 1                 | 1- 2                      |                   |                 |           |               |
| 1- 5                 |          | 0- 0                      | 0- 1              | AWAY           | 0- 0                 | 1- 4                      |                   |                 |           |               |
| 1- 2                 |          | 0- 0                      | 0- 0              | NEUTRAL        | 0- 0                 | 1- 2                      |                   |                 |           |               |
| 5- 9                 |          | 0- 0                      | 0- 0              | CONFERENCE     | 0- 2                 | 5- 7                      |                   |                 |           |               |
| 3- 4                 |          | 0- 0                      | 0- 0              | HOME           | 0- 1                 | 3- 3                      |                   |                 |           |               |
| 2- 5                 |          | 0- 0                      | 0- 0              | AWAY           | 0- 1                 | 2- 4                      |                   |                 |           |               |
| 0- 0                 |          | 0- 0                      | 0- 0              | NEUTRAL        | 0- 0                 | 0- 0                      |                   |                 |           |               |
| RPI 1-25             |          | RPI 26-50                 |                   | RPI 51-100     |                      | RPI 101+                  |                   | Team's RPI: 270 |           |               |
| RPI S                | Opponent | Score                     | RPI S             | Opponent       | Score                | RPI S                     | Opponent          | Score           |           |               |
| 26                   | A TCU    | 52 74                     | 71                | H Marist       | 53 68                | 105                       | A Princeton       | 63 76           |           |               |
|                      |          |                           | 77                | A Dartmouth    | 70 93                | 105                       | H Princeton       | 80 94           |           |               |
|                      |          |                           | 77                | H Dartmouth    | 56 67                | 106                       | N North Texas     | 52 63           |           |               |
|                      |          |                           |                   |                |                      | 112                       | A Binghamton      | 60 75           |           |               |
|                      |          |                           |                   |                |                      | 116                       | H Army            | 64 61           |           |               |
|                      |          |                           |                   |                |                      | 119                       | A Texas-Arlington | 57 75           |           |               |
|                      |          |                           |                   |                |                      | 126                       | H Bucknell        | 57 62           |           |               |
|                      |          |                           |                   |                |                      | 129                       | A Canisius        | 54 84           |           |               |
|                      |          |                           |                   |                |                      | 136                       | A Brown           | 52 65           |           |               |
|                      |          |                           |                   |                |                      | 136                       | H Brown           | 68 71           |           |               |
|                      |          |                           |                   |                |                      | 160                       | A New Hampshire   | 72 75           |           |               |
|                      |          |                           |                   |                |                      | 179                       | H Syracuse        | 69 70           |           |               |
|                      |          |                           |                   |                |                      | 209                       | A Harvard         | 71 80           |           |               |
|                      |          |                           |                   |                |                      | 209                       | H Harvard         | 69 78           |           |               |
|                      |          |                           |                   |                |                      | 269                       | A Colgate         | 76 69           |           |               |
|                      |          |                           |                   |                |                      | 285                       | N St. Bonaventure | 52 62           |           |               |
|                      |          |                           |                   |                |                      | 304                       | A Penn            | 56 54           |           |               |
|                      |          |                           |                   |                |                      | 304                       | H Penn            | 64 51           |           |               |
|                      |          |                           |                   |                |                      | 317                       | A Yale            | 57 64           |           |               |
|                      |          |                           |                   |                |                      | 317                       | H Yale            | 79 68           |           |               |
|                      |          |                           |                   |                |                      | 318                       | A Columbia        | 75 60           |           |               |
|                      |          |                           |                   |                |                      | 318                       | H Columbia        | 64 55           |           |               |
|                      |          |                           |                   |                |                      | 322                       | N Niagara         | 75 63           |           |               |
|                      |          | LAST 10 Division I GAMES: |                   |                |                      |                           |                   |                 |           |               |
|                      |          |                           | 77                | H Dartmouth    | 56 67                | 105                       | A Princeton       | 63 76           |           |               |
|                      |          |                           | 209               | H Harvard      | 69 78                | 317                       | H Yale            | 79 68           |           |               |
|                      |          |                           | 136               | A Brown        | 52 65                | 136                       | H Brown           | 68 71           |           |               |
|                      |          |                           | 317               | A Yale         | 57 64                | 209                       | A Harvard         | 71 80           |           |               |
|                      |          |                           | 304               | A Penn         | 56 54                | 77                        | A Dartmouth       | 70 93           |           |               |

Non-Div I Games:

Cornell

| Average RPI Win: 160      |          | WON-LOST RECORD | WINNING PCT. RANK   | LAST 10 GAMES  | STRENGTH OF SCHEDULE | OPP. STRENGTH OF SCHEDULE | TEAM RPI               | ADJ. RPI         | CONF. RPI | ADJ CONF. RPI |
|---------------------------|----------|-----------------|---------------------|----------------|----------------------|---------------------------|------------------------|------------------|-----------|---------------|
| DIV. I ONLY               |          | 8- 21           | 280                 | 2- 8           | 135                  | 103                       | 241                    | 239              | 12        | 12            |
| DIV. I NON-CONF.          |          | 2- 7            | 284                 | 0- 0           | 220                  | 65                        | 268                    | 265              | 11        | 11            |
| TOTALS                    |          | RPI 1-25        | RPI 26-50           | W-L RECORDS    | RPI 51-100           | RPI 100+                  |                        |                  |           |               |
| 8- 21                     |          | 0- 0            | 0- 4                | OVERALL        | 1- 6                 | 7- 11                     |                        |                  |           |               |
| 5- 7                      |          | 0- 0            | 0- 2                | HOME           | 1- 1                 | 4- 4                      |                        |                  |           |               |
| 2- 11                     |          | 0- 0            | 0- 1                | AWAY           | 0- 5                 | 2- 5                      |                        |                  |           |               |
| 1- 3                      |          | 0- 0            | 0- 1                | NEUTRAL        | 0- 0                 | 1- 2                      |                        |                  |           |               |
| 2- 7                      |          | 0- 0            | 0- 1                | NON-CONFERENCE | 0- 3                 | 2- 3                      |                        |                  |           |               |
| 2- 1                      |          | 0- 0            | 0- 1                | HOME           | 0- 0                 | 2- 0                      |                        |                  |           |               |
| 0- 4                      |          | 0- 0            | 0- 0                | AWAY           | 0- 3                 | 0- 1                      |                        |                  |           |               |
| 0- 2                      |          | 0- 0            | 0- 0                | NEUTRAL        | 0- 0                 | 0- 2                      |                        |                  |           |               |
| 6- 14                     |          | 0- 0            | 0- 3                | CONFERENCE     | 1- 3                 | 5- 8                      |                        |                  |           |               |
| 3- 6                      |          | 0- 0            | 0- 1                | HOME           | 1- 1                 | 2- 4                      |                        |                  |           |               |
| 2- 7                      |          | 0- 0            | 0- 1                | AWAY           | 0- 2                 | 2- 4                      |                        |                  |           |               |
| 1- 1                      |          | 0- 0            | 0- 1                | NEUTRAL        | 0- 0                 | 1- 0                      |                        |                  |           |               |
| RPI 1-25                  |          | RPI 26-50       |                     | RPI 51-100     |                      | RPI 101+                  |                        | Team's RPI : 239 |           |               |
| RPI S                     | Opponent | Score           | RPI S               | Opponent       | Score                | RPI S                     | Opponent               | Score            |           |               |
|                           |          |                 | 30 H Kansas St.     | 59 69          | 60 A Iowa            | 64 74                     | 104 A Drake            | 52 67            |           |               |
|                           |          |                 | 47 A Indiana St.    | 58 78          | 73 A Nebraska        | 50 84                     | 104 H Drake            | 62 63            |           |               |
|                           |          |                 | 47 H Indiana St.    | 60 79          | 91 A Missouri St.    | 63 70                     | 107 A UNI              | 67 64            |           |               |
|                           |          |                 | 47 N Indiana St.    | 51 73          | 91 H Missouri St.    | 78 57                     | 107 H UNI              | 61 56            |           |               |
|                           |          |                 |                     |                | 97 A Evansville      | 46 59                     | 137 N La. -Monroe      | 60 61            |           |               |
|                           |          |                 |                     |                | 97 H Evansville      | 73 78                     | 169 H Houston          | 76 59            |           |               |
|                           |          |                 |                     |                | 99 A Kansas          | 52 63                     | 181 A Illinois St.     | 61 75            |           |               |
|                           |          |                 |                     |                |                      |                           | 181 H Illinois St.     | 68 71            |           |               |
|                           |          |                 |                     |                |                      |                           | 182 A Wi chi ta St.    | 63 82            |           |               |
|                           |          |                 |                     |                |                      |                           | 182 H Wi chi ta St.    | 93 83            |           |               |
|                           |          |                 |                     |                |                      |                           | 194 A Southern Ill.    | 63 85            |           |               |
|                           |          |                 |                     |                |                      |                           | 194 H Southern Ill.    | 44 45            |           |               |
|                           |          |                 |                     |                |                      |                           | 194 N Southern Ill.    | 54 51            |           |               |
|                           |          |                 |                     |                |                      |                           | 198 H Col orado        | 77 72            |           |               |
|                           |          |                 |                     |                |                      |                           | 214 A Northwestern     | 77 93            |           |               |
|                           |          |                 |                     |                |                      |                           | 230 A Bradley          | 79 68            |           |               |
|                           |          |                 |                     |                |                      |                           | 230 H Bradl ey         | 63 80            |           |               |
|                           |          |                 |                     |                |                      |                           | 286 N North Dakota St. | 63 68            |           |               |
| LAST 10 Division I GAMES: |          |                 |                     |                |                      |                           |                        |                  |           |               |
|                           |          |                 | 47 N Indiana St.    | 51 73          | 47 A Indiana St.     | 58 78                     |                        |                  |           |               |
|                           |          |                 | 194 N Southern Ill. | 54 51          | 97 H Evansville      | 73 78                     |                        |                  |           |               |
|                           |          |                 | 107 H UNI           | 61 56          | 194 H Southern Ill.  | 44 45                     |                        |                  |           |               |
|                           |          |                 | 230 H Bradl ey      | 63 80          | 104 H Drake          | 62 63                     |                        |                  |           |               |
|                           |          |                 | 181 A Illinois St.  | 61 75          | 182 A Wi chi ta St.  | 63 82                     |                        |                  |           |               |

Non-Div I Games:

Creighton

■ Loss, 
 ■ Non-Conf, S Site, 
 ■ Home 
 ■ Away 
 N Neutral



| Average RPI Win: 242     |                        | WON-LOST               | WINNING              | LAST 10              | STRENGTH OF                   | OPP. STRENGTH                  | TEAM                       | ADJ.                       | CONF.                          | ADJ CONF.                      |
|--------------------------|------------------------|------------------------|----------------------|----------------------|-------------------------------|--------------------------------|----------------------------|----------------------------|--------------------------------|--------------------------------|
| Average RPI Loss: 116    |                        | RECORD                 | PCT. RANK            | GAMES                | SCHEDULE                      | OF SCHEDULE                    | RPI                        | RPI                        | RPI                            | RPI                            |
| DIV. I ONLY              | 15- 12                 | 128                    | 7- 3                 | 167                  | 205                           | 144                            | 141                        | 21                         | 21                             |                                |
| DIV. I NON-CONF.         | 2- 5                   | 262                    | 0- 0                 | 52                   | 39                            | 153                            | 150                        | 19                         | 19                             |                                |
| TOTALS                   | RPI 1-25               | RPI 26-50              | W-L RECORDS          | RPI 51-100           | RPI 100+                      |                                |                            |                            |                                |                                |
| 15- 12                   | 0- 1                   | 0- 2                   | OVERALL              | 0- 2                 | 15- 7                         |                                |                            |                            |                                |                                |
| 6- 4                     | 0- 0                   | 0- 1                   | HOME                 | 0- 0                 | 6- 3                          |                                |                            |                            |                                |                                |
| 7- 6                     | 0- 1                   | 0- 1                   | AWAY                 | 0- 2                 | 7- 2                          |                                |                            |                            |                                |                                |
| 2- 2                     | 0- 0                   | 0- 0                   | NEUTRAL              | 0- 0                 | 2- 2                          |                                |                            |                            |                                |                                |
| 2- 5                     | 0- 1                   | 0- 0                   | NON-CONFERENCE       | 0- 2                 | 2- 2                          |                                |                            |                            |                                |                                |
| 0- 1                     | 0- 0                   | 0- 0                   | HOME                 | 0- 0                 | 0- 1                          |                                |                            |                            |                                |                                |
| 1- 3                     | 0- 1                   | 0- 0                   | AWAY                 | 0- 2                 | 1- 0                          |                                |                            |                            |                                |                                |
| 1- 1                     | 0- 0                   | 0- 0                   | NEUTRAL              | 0- 0                 | 1- 1                          |                                |                            |                            |                                |                                |
| 13- 7                    | 0- 0                   | 0- 2                   | CONFERENCE           | 0- 0                 | 13- 5                         |                                |                            |                            |                                |                                |
| 6- 3                     | 0- 0                   | 0- 1                   | HOME                 | 0- 0                 | 6- 2                          |                                |                            |                            |                                |                                |
| 6- 3                     | 0- 0                   | 0- 1                   | AWAY                 | 0- 0                 | 6- 2                          |                                |                            |                            |                                |                                |
| 1- 1                     | 0- 0                   | 0- 0                   | NEUTRAL              | 0- 0                 | 1- 1                          |                                |                            |                            |                                |                                |
| RPI S Opponent Score     | RPI S Opponent Score   | RPI S Opponent Score   | RPI S Opponent Score | RPI S Opponent Score | RPI S Opponent Score          | RPI S Opponent Score           | RPI S Opponent Score       | RPI S Opponent Score       | RPI S Opponent Score           | RPI S Opponent Score           |
| 1 A North Carolina 48 86 | 39 A Chattanooga 65 87 | 39 H Chattanooga 59 76 | 57 A Charlotte 60 79 | 84 A Rice 52 63      | 110 H Wake Forest 84 87       | 113 N UTSA 69 75               | 139 A UNC Greensboro 69 57 | 139 H UNC Greensboro 62 63 | 139 N UNC Greensboro 58 69     | 140 N East Caro. 70 61         |
|                          |                        |                        |                      |                      | 197 A Appal achi an St. 69 84 | 197 H Appal achi an St. 68 74  | 231 A El on 60 47          | 231 H El on 54 41          | 231 N El on 55 53              | 241 A Western Caro. 67 63      |
|                          |                        |                        |                      |                      | 241 H Western Caro. 67 63     | 243 A Georgi a St. 63 56       | 245 A Ga. Southern 67 52   | 245 H Ga. Southern 71 52   | 267 A Col. of Charleston 71 67 | 267 H Col. of Charleston 71 57 |
|                          |                        |                        |                      |                      | 281 A Furman 61 65            | 281 H Furman 65 58             | 314 A Wofford 81 72        | 314 H Wofford 58 43        |                                |                                |
|                          |                        |                        |                      |                      | LAST 10 Div sion I GAMES:     |                                |                            |                            |                                |                                |
|                          |                        |                        |                      |                      | 139 N UNC Greensboro 58 69    | 231 A El on 60 47              |                            |                            |                                |                                |
|                          |                        |                        |                      |                      | 231 N El on 55 53             | 245 A Ga. Southern 67 52       |                            |                            |                                |                                |
|                          |                        |                        |                      |                      | 281 H Furman 65 58            | 39 H Chattanooga 59 76         |                            |                            |                                |                                |
|                          |                        |                        |                      |                      | 197 H Appal achi an St. 68 74 | 241 A Western Caro. 67 63      |                            |                            |                                |                                |
|                          |                        |                        |                      |                      | 314 H Wofford 58 43           | 267 A Col. of Charleston 71 67 |                            |                            |                                |                                |

Davidson

Davidson

Non-Div I Games: Greensboro 79 38 Oglethorpe 95 39

Davidson

Loss, Non-Conf, S Site, H Home A Away N Neutral

Average RPI Win: 232  
Average RPI Loss: 86

WON-LOST  
RECORD

WINNING  
PCT. RANK

LAST 10  
GAMES

STRENGTH OF  
SCHEDULE

OPP. STRENGTH  
OF SCHEDULE

TEAM  
RPI

ADJ.  
RPI

CONF.  
RPI

ADJ CONF.  
RPI

|                  |        |     |      |     |     |     |     |    |    |
|------------------|--------|-----|------|-----|-----|-----|-----|----|----|
| DIV. I ONLY      | 17- 12 | 110 | 3- 7 | 225 | 130 | 140 | 144 | 11 | 10 |
| DIV. I NON-CONF. | 8- 3   | 58  | 0- 0 | 276 | 264 | 130 | 132 | 9  | 9  |

TOTALS RPI 1-25

RPI 26-50

W-L RECORDS

RPI 51-100

RPI 100+

17- 12 0- 1

0- 3

OVERALL

0- 5

17- 3

8- 5 0- 0

0- 1

HOME

0- 3

8- 1

6- 6 0- 1

0- 1

AWAY

0- 2

6- 2

3- 1 0- 0

0- 1

NEUTRAL

0- 0

3- 0

8- 3 0- 1

0- 0

NON-CONFERENCE

0- 1

8- 1

4- 1 0- 0

0- 0

HOME

0- 1

4- 0

2- 2 0- 1

0- 0

AWAY

0- 0

2- 1

2- 0 0- 0

0- 0

NEUTRAL

0- 0

2- 0

9- 9 0- 0

0- 3

CONFERENCE

0- 4

9- 2

4- 4 0- 0

0- 1

HOME

0- 2

4- 1

4- 4 0- 0

0- 1

AWAY

0- 2

4- 1

1- 1 0- 0

0- 1

NEUTRAL

0- 0

1- 0

RPI 1-25

RPI 26-50

RPI 51-100

RPI 101+

Team's RPI: 144

RPI S Opponent Score  
8 A Ohio St. 31 73

RPI S Opponent Score  
29 A George Washi ngton 64 75  
34 H Temple 36 70  
34 N Temple 55 70

RPI S Opponent Score  
51 A Xavi er 64 71  
51 H Xavi er 70 87  
57 H Charl otte 74 86  
67 A St. Joseph' s 65 66  
74 H Ci nci nnati 55 65

RPI S Opponent Score  
109 N Samford 68 59  
118 H Ri chmond 67 62  
162 A Duquesne 67 55  
162 H Duquesne 55 70  
175 A Massachusetts 57 51  
201 N Tol edo 79 77  
206 A La Salle 50 62  
212 H Rhode Isl and 62 51  
212 N Rhode Isl and 71 63  
224 A Long Isl and 61 46  
226 H Wri ght St. 63 59  
237 A Fordham 72 64  
261 A Chi cago St. 65 79  
280 A St. Loui s 72 67  
280 H St. Loui s 95 73  
285 H St. Bonaventure 66 63  
296 H Tenn. -Mart in 76 62  
301 H Akron 61 54  
307 A Loyol a (Ill.) 80 57  
324 H Clevel and St. 67 59

LAST 10 Div sion I GAMES:

|                     |    |    |                       |    |    |
|---------------------|----|----|-----------------------|----|----|
| 34 N Temple         | 55 | 70 | 280 A St. Loui s      | 72 | 67 |
| 212 N Rhode Isl and | 71 | 63 | 67 A St. Joseph' s    | 65 | 66 |
| 51 A Xavi er        | 64 | 71 | 206 A La Salle        | 50 | 62 |
| 162 H Duquesne      | 55 | 70 | 285 H St. Bonaventure | 66 | 63 |
| 34 H Temple         | 36 | 70 | 57 H Charl otte       | 74 | 86 |

Dayton

Dayton

Non-Div I Games:

Dayton

Loss, Non-Conf, S Site, H Home A Away N Neutral

|                      |               |                 |                           |                      |                      |                           |                      |          |           |                     |       |
|----------------------|---------------|-----------------|---------------------------|----------------------|----------------------|---------------------------|----------------------|----------|-----------|---------------------|-------|
| Average RPI Win: 114 |               | WON-LOST RECORD | WINNING PCT. RANK         | LAST 10 GAMES        | STRENGTH OF SCHEDULE | OPP. STRENGTH OF SCHEDULE | TEAM RPI             | ADJ. RPI | CONF. RPI | ADJ CONF. RPI       |       |
| Average RPI Loss: 29 |               |                 |                           |                      |                      |                           |                      |          |           |                     |       |
| DIV. I ONLY          |               | 27- 7           | 19                        | 8- 2                 | 22                   | 45                        | 12                   | 13       | 4         | 4                   |       |
| DIV. I NON-CONF.     |               | 15- 1           | 4                         | 2- 1                 | 55                   | 68                        | 10                   | 10       | 5         | 6                   |       |
| TOTALS               |               | RPI 1-25        | RPI 26-50                 | W-L RECORDS          | RPI 51-100           | RPI 100+                  |                      |          |           |                     |       |
| 27- 7                |               | 1- 4            | 7- 2                      | OVERALL              | 8- 1                 | 11- 0                     |                      |          |           |                     |       |
| 16- 1                |               | 1- 1            | 5- 0                      | HOME                 | 5- 0                 | 5- 0                      |                      |          |           |                     |       |
| 7- 5                 |               | 0- 2            | 1- 2                      | AWAY                 | 1- 1                 | 5- 0                      |                      |          |           |                     |       |
| 4- 1                 |               | 0- 1            | 1- 0                      | NEUTRAL              | 2- 0                 | 1- 0                      |                      |          |           |                     |       |
| 15- 1                |               | 1- 1            | 3- 0                      | NON-CONFERENCE       | 4- 0                 | 7- 0                      |                      |          |           |                     |       |
| 9- 0                 |               | 1- 0            | 2- 0                      | HOME                 | 2- 0                 | 4- 0                      |                      |          |           |                     |       |
| 3- 0                 |               | 0- 0            | 0- 0                      | AWAY                 | 1- 0                 | 2- 0                      |                      |          |           |                     |       |
| 3- 1                 |               | 0- 1            | 1- 0                      | NEUTRAL              | 1- 0                 | 1- 0                      |                      |          |           |                     |       |
| 12- 6                |               | 0- 3            | 4- 2                      | CONFERENCE           | 4- 1                 | 4- 0                      |                      |          |           |                     |       |
| 7- 1                 |               | 0- 1            | 3- 0                      | HOME                 | 3- 0                 | 1- 0                      |                      |          |           |                     |       |
| 4- 5                 |               | 0- 2            | 1- 2                      | AWAY                 | 0- 1                 | 3- 0                      |                      |          |           |                     |       |
| 1- 0                 |               | 0- 0            | 0- 0                      | NEUTRAL              | 1- 0                 | 0- 0                      |                      |          |           |                     |       |
| RPI 1-25             |               | Team's RPI: 13  | RPI 26-50                 | RPI 51-100           |                      | RPI 101+                  |                      |          |           |                     |       |
| RPI S                | Opponent      | Score           | RPI S                     | Opponent             | Score                | RPI S                     | Opponent             | Score    |           |                     |       |
| 5                    | A Connecticut | 57 69           | 31                        | H St. John's (N. Y.) | 70 67                | 53                        | H Louisville         | 48 44    | 102       | H Wis. -Green Bay   | 86 62 |
| 5                    | H Connecticut | 75 84           | 37                        | A Notre Dame         | 75 78                | 56                        | H Pittsburgh         | 81 75    | 130       | N Wisconsin         | 76 57 |
| 6                    | N LSU         | 56 66           | 37                        | H Notre Dame         | 79 50                | 56                        | N Pittsburgh         | 69 46    | 164       | H Northern Ill.     | 89 46 |
| 9                    | A Rutgers     | 57 67           | 38                        | N Texas A&M          | 84 71                | 61                        | H UNLV               | 88 72    | 178       | A Georgetown        | 64 58 |
| 23                   | H Purdue      | 65 54           | 40                        | H Villanova          | 84 75                | 72                        | N Eastern Mich.      | 64 49    | 179       | H Syracuse          | 82 57 |
|                      |               |                 | 45                        | H Tulsa              | 71 67                | 74                        | H Cincinnati         | 68 53    | 196       | A Seton Hall        | 69 56 |
|                      |               |                 | 48                        | A Marquette          | 67 52                | 83                        | A Wis. -Milwaukee    | 91 79    | 209       | H Harvard           | 97 52 |
|                      |               |                 | 49                        | H Liberty            | 68 43                | 91                        | H Missouri St.       | 84 74    | 214       | A Northwestern      | 78 58 |
|                      |               |                 | 50                        | A South Fla.         | 77 79                | 92                        | A West Virginia      | 70 82    | 228       | A Providence        | 74 68 |
|                      |               |                 |                           |                      |                      |                           |                      |          | 307       | A Loyola (Ill.)     | 96 48 |
|                      |               |                 |                           |                      |                      |                           |                      |          | 308       | H St. Francis (Pa.) | 99 61 |
|                      |               |                 | LAST 10 Division I GAMES: |                      |                      |                           |                      |          |           |                     |       |
|                      |               |                 | 6                         | N LSU                | 56 66                | 179                       | H Syracuse           | 82 57    |           |                     |       |
|                      |               |                 | 45                        | H Tulsa              | 71 67                | 228                       | A Providence         | 74 68    |           |                     |       |
|                      |               |                 | 49                        | H Liberty            | 68 43                | 31                        | H St. John's (N. Y.) | 70 67    |           |                     |       |
|                      |               |                 | 5                         | A Connecticut        | 57 69                | 178                       | A Georgetown         | 64 58    |           |                     |       |
|                      |               |                 | 56                        | N Pittsburgh         | 69 46                | 37                        | H Notre Dame         | 79 50    |           |                     |       |



| Average RPI Win: 175            |                  | WON-LOST RECORD | WINNING PCT. RANK | LAST 10 GAMES      | STRENGTH OF SCHEDULE | OPP. STRENGTH OF SCHEDULE | TEAM RPI         | ADJ. RPI | CONF. RPI | ADJ CONF. RPI       |       |
|---------------------------------|------------------|-----------------|-------------------|--------------------|----------------------|---------------------------|------------------|----------|-----------|---------------------|-------|
| DIV. I ONLY                     |                  | 22- 8           | 36                | 6- 4               | 123                  | 105                       | 68               | 69       | 8         | 8                   |       |
| DIV. I NON-CONF.                |                  | 8- 2            | 28                | 0- 1               | 174                  | 168                       | 70               | 71       | 8         | 8                   |       |
| TOTALS                          |                  | RPI 1-25        | RPI 26-50         | W-L RECORDS        | RPI 51-100           | RPI 100+                  |                  |          |           |                     |       |
| 22- 8                           | 0- 1             | 1- 0            | OVERALL           | 3- 5               | 18- 2                |                           |                  |          |           |                     |       |
| 12- 1                           | 0- 1             | 0- 0            | HOME              | 2- 0               | 10- 0                |                           |                  |          |           |                     |       |
| 8- 6                            | 0- 0             | 0- 0            | AWAY              | 1- 4               | 7- 2                 |                           |                  |          |           |                     |       |
| 2- 1                            | 0- 0             | 1- 0            | NEUTRAL           | 0- 1               | 1- 0                 |                           |                  |          |           |                     |       |
| 8- 2                            | 0- 0             | 1- 0            | NON-CONFERENCE    | 1- 2               | 6- 0                 |                           |                  |          |           |                     |       |
| 4- 0                            | 0- 0             | 0- 0            | HOME              | 0- 0               | 4- 0                 |                           |                  |          |           |                     |       |
| 3- 2                            | 0- 0             | 0- 0            | AWAY              | 1- 2               | 2- 0                 |                           |                  |          |           |                     |       |
| 1- 0                            | 0- 0             | 1- 0            | NEUTRAL           | 0- 0               | 0- 0                 |                           |                  |          |           |                     |       |
| 14- 6                           | 0- 1             | 0- 0            | CONFERENCE        | 2- 3               | 12- 2                |                           |                  |          |           |                     |       |
| 8- 1                            | 0- 1             | 0- 0            | HOME              | 2- 0               | 6- 0                 |                           |                  |          |           |                     |       |
| 5- 4                            | 0- 0             | 0- 0            | AWAY              | 0- 2               | 5- 2                 |                           |                  |          |           |                     |       |
| 1- 1                            | 0- 0             | 0- 0            | NEUTRAL           | 0- 1               | 1- 0                 |                           |                  |          |           |                     |       |
| RPI 1-25                        |                  | RPI 26-50       |                   | RPI 51-100         |                      | Team's RPI: 69            |                  | RPI 101+ |           |                     |       |
| RPI S                           | Opponent         | Score           | RPI S             | Opponent           | Score                | RPI S                     | Opponent         | Score    | RPI S     | Opponent            | Score |
| 20                              | H Old Domi ni on | 57 60           | 41                | N Bowl ing Green   | 48 44                | 55                        | A James Madi son | 57 65    | 120       | A William & Mary    | 62 73 |
|                                 |                  |                 |                   |                    |                      | 55                        | H James Madi son | 70 62    | 122       | A Drexel            | 75 61 |
|                                 |                  |                 |                   |                    |                      | 55                        | N James Madi son | 59 61    | 122       | H Drexel            | 57 55 |
|                                 |                  |                 |                   |                    |                      | 56                        | A Pi ttsburgh    | 57 64    | 131       | A George Mason      | 74 63 |
|                                 |                  |                 |                   |                    |                      | 67                        | A St. Joseph's   | 49 48    | 131       | H George Mason      | 67 47 |
|                                 |                  |                 |                   |                    |                      | 76                        | A Hofstra        | 85 91    | 142       | A UNC Wi lmi ngton  | 41 55 |
|                                 |                  |                 |                   |                    |                      | 76                        | H Hofstra        | 77 58    | 142       | H UNC Wi lmi ngton  | 56 51 |
|                                 |                  |                 |                   |                    |                      | 79                        | A Boston U.      | 59 61    | 163       | H Va. Commonweal th | 66 35 |
|                                 |                  |                 |                   |                    |                      |                           |                  |          | 175       | H Massachusetts     | 71 44 |
|                                 |                  |                 |                   |                    |                      |                           |                  |          | 178       | H Georgetown        | 65 43 |
|                                 |                  |                 |                   |                    |                      |                           |                  |          | 206       | H La Salle          | 70 60 |
|                                 |                  |                 |                   |                    |                      |                           |                  |          | 225       | A Towson            | 67 56 |
|                                 |                  |                 |                   |                    |                      |                           |                  |          | 225       | H Towson            | 64 52 |
|                                 |                  |                 |                   |                    |                      |                           |                  |          | 235       | A Northeastern      | 78 56 |
|                                 |                  |                 |                   |                    |                      |                           |                  |          | 235       | H Northeastern      | 73 51 |
|                                 |                  |                 |                   |                    |                      |                           |                  |          | 235       | N Northeastern      | 55 45 |
|                                 |                  |                 |                   |                    |                      |                           |                  |          | 237       | A Fordham           | 60 56 |
|                                 |                  |                 |                   |                    |                      |                           |                  |          | 243       | A Georgi a St.      | 70 49 |
|                                 |                  |                 |                   |                    |                      |                           |                  |          | 304       | H Penn              | 78 34 |
|                                 |                  |                 |                   |                    |                      |                           |                  |          | 305       | A Ameri can         | 64 38 |
| LAST 10 Di v i s i o n I GAMES: |                  |                 |                   |                    |                      |                           |                  |          |           |                     |       |
| 56                              | A Pi ttsburgh    | 57 64           | 122               | A Drexel           | 75 61                |                           |                  |          |           |                     |       |
| 55                              | N James Madi son | 59 61           | 20                | H Ol d Domi ni on  | 57 60                |                           |                  |          |           |                     |       |
| 235                             | N Northeastern   | 55 45           | 225               | H Towson           | 64 52                |                           |                  |          |           |                     |       |
| 76                              | H Hofstra        | 77 58           | 76                | A Hofstra          | 85 91                |                           |                  |          |           |                     |       |
| 235                             | H Northeastern   | 73 51           | 142               | H UNC Wi lmi ngton | 56 51                |                           |                  |          |           |                     |       |

Non-Div I Games:

Delaware





|                           |                      |                 |    |                   |                    |                |    |                      |                      |                           |    |          |                    |          |    |                 |  |               |  |
|---------------------------|----------------------|-----------------|----|-------------------|--------------------|----------------|----|----------------------|----------------------|---------------------------|----|----------|--------------------|----------|----|-----------------|--|---------------|--|
| Average RPI Win: 250      |                      | WON-LOST RECORD |    | WINNING PCT. RANK |                    | LAST 10 GAMES  |    | STRENGTH OF SCHEDULE |                      | OPP. STRENGTH OF SCHEDULE |    | TEAM RPI |                    | ADJ. RPI |    | CONF. RPI       |  | ADJ CONF. RPI |  |
| DIV. I ONLY               |                      | 11- 17          |    | 217               |                    | 3- 7           |    | 134                  |                      | 186                       |    | 197      |                    | 195      |    | 23              |  | 23            |  |
| DIV. I NON-CONF.          |                      | 3- 8            |    | 267               |                    | 0- 0           |    | 31                   |                      | 53                        |    | 146      |                    | 140      |    | 20              |  | 20            |  |
| TOTALS                    |                      | RPI 1-25        |    | RPI 26-50         |                    | W-L RECORDS    |    | RPI 51-100           |                      | RPI 100+                  |    |          |                    |          |    |                 |  |               |  |
| 11- 17                    |                      | 0- 2            |    | 0- 3              |                    | OVERALL        |    | 0- 4                 |                      | 11- 8                     |    |          |                    |          |    |                 |  |               |  |
| 6- 7                      |                      | 0- 1            |    | 0- 1              |                    | HOME           |    | 0- 1                 |                      | 6- 4                      |    |          |                    |          |    |                 |  |               |  |
| 4- 9                      |                      | 0- 1            |    | 0- 1              |                    | AWAY           |    | 0- 3                 |                      | 4- 4                      |    |          |                    |          |    |                 |  |               |  |
| 1- 1                      |                      | 0- 0            |    | 0- 1              |                    | NEUTRAL        |    | 0- 0                 |                      | 1- 0                      |    |          |                    |          |    |                 |  |               |  |
| 3- 8                      |                      | 0- 2            |    | 0- 3              |                    | NON-CONFERENCE |    | 0- 2                 |                      | 3- 1                      |    |          |                    |          |    |                 |  |               |  |
| 2- 3                      |                      | 0- 1            |    | 0- 1              |                    | HOME           |    | 0- 0                 |                      | 2- 1                      |    |          |                    |          |    |                 |  |               |  |
| 0- 4                      |                      | 0- 1            |    | 0- 1              |                    | AWAY           |    | 0- 2                 |                      | 0- 0                      |    |          |                    |          |    |                 |  |               |  |
| 1- 1                      |                      | 0- 0            |    | 0- 1              |                    | NEUTRAL        |    | 0- 0                 |                      | 1- 0                      |    |          |                    |          |    |                 |  |               |  |
| 8- 9                      |                      | 0- 0            |    | 0- 0              |                    | CONFERENCE     |    | 0- 2                 |                      | 8- 7                      |    |          |                    |          |    |                 |  |               |  |
| 4- 4                      |                      | 0- 0            |    | 0- 0              |                    | HOME           |    | 0- 1                 |                      | 4- 3                      |    |          |                    |          |    |                 |  |               |  |
| 4- 5                      |                      | 0- 0            |    | 0- 0              |                    | AWAY           |    | 0- 1                 |                      | 4- 4                      |    |          |                    |          |    |                 |  |               |  |
| 0- 0                      |                      | 0- 0            |    | 0- 0              |                    | NEUTRAL        |    | 0- 0                 |                      | 0- 0                      |    |          |                    |          |    |                 |  |               |  |
| RPI S                     |                      | RPI 1-25        |    | RPI S             |                    | RPI 26-50      |    | RPI S                |                      | RPI 51-100                |    | RPI S    |                    | RPI 101+ |    | Team's RPI: 195 |  |               |  |
| Opponent                  |                      | Score           |    | Opponent          |                    | Score          |    | Opponent             |                      | Score                     |    | Opponent |                    | Score    |    |                 |  |               |  |
| 17                        | A Mi chi gan St.     | 52              | 77 | 30                | A Kansas St.       | 55             | 91 | 74                   | A Ci nci nnati       | 55                        | 71 | 102      | A Wi s. -Green Bay | 58       | 71 |                 |  |               |  |
| 24                        | H Kentucky           | 65              | 74 | 38                | N Texas A&M        | 54             | 72 | 83                   | A Wi s. -Mi l waukee | 55                        | 69 | 102      | H Wi s. -Green Bay | 63       | 73 |                 |  |               |  |
|                           |                      |                 |    | 41                | H Bowl ing Green   | 67             | 78 | 83                   | H Wi s. -Mi l waukee | 56                        | 74 | 147      | H Western Mi ch.   | 78       | 89 |                 |  |               |  |
|                           |                      |                 |    |                   |                    |                |    | 99                   | A Kansas             | 68                        | 70 | 170      | H Pepperdi ne      | 72       | 64 |                 |  |               |  |
|                           |                      |                 |    |                   |                    |                |    |                      |                      |                           |    | 192      | A Ill. -Chi cago   | 52       | 75 |                 |  |               |  |
|                           |                      |                 |    |                   |                    |                |    |                      |                      |                           |    | 192      | H Ill. -Chi cago   | 62       | 67 |                 |  |               |  |
|                           |                      |                 |    |                   |                    |                |    |                      |                      |                           |    | 193      | A Butler           | 71       | 69 |                 |  |               |  |
|                           |                      |                 |    |                   |                    |                |    |                      |                      |                           |    | 193      | A Butler           | 45       | 58 |                 |  |               |  |
|                           |                      |                 |    |                   |                    |                |    |                      |                      |                           |    | 193      | H Butler           | 65       | 71 |                 |  |               |  |
|                           |                      |                 |    |                   |                    |                |    |                      |                      |                           |    | 211      | N Jackson St.      | 78       | 64 |                 |  |               |  |
|                           |                      |                 |    |                   |                    |                |    |                      |                      |                           |    | 226      | A Wri ght St.      | 55       | 45 |                 |  |               |  |
|                           |                      |                 |    |                   |                    |                |    |                      |                      |                           |    | 226      | H Wri ght St.      | 68       | 59 |                 |  |               |  |
|                           |                      |                 |    |                   |                    |                |    |                      |                      |                           |    | 241      | H Western Caro.    | 75       | 72 |                 |  |               |  |
|                           |                      |                 |    |                   |                    |                |    |                      |                      |                           |    | 275      | A Youngstown St.   | 77       | 48 |                 |  |               |  |
|                           |                      |                 |    |                   |                    |                |    |                      |                      |                           |    | 275      | H Youngstown St.   | 69       | 62 |                 |  |               |  |
|                           |                      |                 |    |                   |                    |                |    |                      |                      |                           |    | 307      | A Loyol a (Ill.)   | 78       | 57 |                 |  |               |  |
|                           |                      |                 |    |                   |                    |                |    |                      |                      |                           |    | 307      | H Loyol a (Ill.)   | 88       | 73 |                 |  |               |  |
|                           |                      |                 |    |                   |                    |                |    |                      |                      |                           |    | 324      | A Cl evel and St.  | 67       | 76 |                 |  |               |  |
|                           |                      |                 |    |                   |                    |                |    |                      |                      |                           |    | 324      | H Cl evel and St.  | 78       | 46 |                 |  |               |  |
| LAST 10 Division I GAMES: |                      |                 |    |                   |                    |                |    |                      |                      |                           |    |          |                    |          |    |                 |  |               |  |
| 193                       | A Butler             | 45              | 58 | 226               | A Wri ght St.      | 55             | 45 |                      |                      |                           |    |          |                    |          |    |                 |  |               |  |
| 192                       | H Ill. -Chi cago     | 62              | 67 | 193               | H Butler           | 65             | 71 |                      |                      |                           |    |          |                    |          |    |                 |  |               |  |
| 102                       | A Wi s. -Green Bay   | 58              | 71 | 102               | H Wi s. -Green Bay | 63             | 73 |                      |                      |                           |    |          |                    |          |    |                 |  |               |  |
| 83                        | A Wi s. -Mi l waukee | 55              | 69 | 307               | A Loyol a (Ill.)   | 78             | 57 |                      |                      |                           |    |          |                    |          |    |                 |  |               |  |
| 324                       | H Cl evel and St.    | 78              | 46 | 192               | A Ill. -Chi cago   | 52             | 75 |                      |                      |                           |    |          |                    |          |    |                 |  |               |  |

Detroit

Detroit

Non-Div I Games:

Detroit

|                           |                |                 |       |                   |       |                |                        |                      |       |                           |       |          |          |          |       |           |       |               |          |       |
|---------------------------|----------------|-----------------|-------|-------------------|-------|----------------|------------------------|----------------------|-------|---------------------------|-------|----------|----------|----------|-------|-----------|-------|---------------|----------|-------|
| Average RPI Win: 172      |                | WON-LOST RECORD |       | WINNING PCT. RANK |       | LAST 10 GAMES  |                        | STRENGTH OF SCHEDULE |       | OPP. STRENGTH OF SCHEDULE |       | TEAM RPI |          | ADJ. RPI |       | CONF. RPI |       | ADJ CONF. RPI |          |       |
| Average RPI Loss: 110     |                |                 |       |                   |       |                |                        |                      |       |                           |       |          |          |          |       |           |       |               |          |       |
| DIV. I ONLY               |                | 17- 12          |       | 110               |       | 7- 3           |                        | 125                  |       | 109                       |       | 108      |          | 104      |       | 12        |       | 12            |          |       |
| DIV. I NON-CONF.          |                | 4- 6            |       | 204               |       | 0- 1           |                        | 158                  |       | 127                       |       | 192      |          | 186      |       | 11        |       | 11            |          |       |
| TOTALS                    |                | RPI 1-25        |       | RPI 26-50         |       | W-L RECORDS    |                        | RPI 51-100           |       |                           |       | RPI 100+ |          |          |       |           |       |               |          |       |
| 17- 12                    |                | 0- 0            |       | 1- 1              |       | OVERALL        |                        | 3- 6                 |       |                           |       | 13- 5    |          |          |       |           |       |               |          |       |
| 12- 3                     |                | 0- 0            |       | 0- 1              |       | HOME           |                        | 2- 1                 |       |                           |       | 10- 1    |          |          |       |           |       |               |          |       |
| 5- 9                      |                | 0- 0            |       | 1- 0              |       | AWAY           |                        | 1- 5                 |       |                           |       | 3- 4     |          |          |       |           |       |               |          |       |
| 0- 0                      |                | 0- 0            |       | 0- 0              |       | NEUTRAL        |                        | 0- 0                 |       |                           |       | 0- 0     |          |          |       |           |       |               |          |       |
| 4- 6                      |                | 0- 0            |       | 0- 0              |       | NON-CONFERENCE |                        | 0- 4                 |       |                           |       | 4- 2     |          |          |       |           |       |               |          |       |
| 4- 2                      |                | 0- 0            |       | 0- 0              |       | HOME           |                        | 0- 1                 |       |                           |       | 4- 1     |          |          |       |           |       |               |          |       |
| 0- 4                      |                | 0- 0            |       | 0- 0              |       | AWAY           |                        | 0- 3                 |       |                           |       | 0- 1     |          |          |       |           |       |               |          |       |
| 0- 0                      |                | 0- 0            |       | 0- 0              |       | NEUTRAL        |                        | 0- 0                 |       |                           |       | 0- 0     |          |          |       |           |       |               |          |       |
| 13- 6                     |                | 0- 0            |       | 1- 1              |       | CONFERENCE     |                        | 3- 2                 |       |                           |       | 9- 3     |          |          |       |           |       |               |          |       |
| 8- 1                      |                | 0- 0            |       | 0- 1              |       | HOME           |                        | 2- 0                 |       |                           |       | 6- 0     |          |          |       |           |       |               |          |       |
| 5- 5                      |                | 0- 0            |       | 1- 0              |       | AWAY           |                        | 1- 2                 |       |                           |       | 3- 3     |          |          |       |           |       |               |          |       |
| 0- 0                      |                | 0- 0            |       | 0- 0              |       | NEUTRAL        |                        | 0- 0                 |       |                           |       | 0- 0     |          |          |       |           |       |               |          |       |
| RPI 1-25                  |                | RPI 26-50       |       | RPI 51-100        |       | RPI 101+       |                        | Team's RPI: 104      |       |                           |       |          |          |          |       |           |       |               |          |       |
| RPI S                     | Opponent       | Score           | RPI S | Opponent          | Score | RPI S          | Opponent               | Score                | RPI S | Opponent                  | Score | RPI S    | Opponent | Score    | RPI S | Opponent  | Score | RPI S         | Opponent | Score |
| 47                        | A Indiana St.  | 70 65           | 60    | A Iowa            | 72 92 | 107            | A UNI                  | 46 69                |       |                           |       |          |          |          |       |           |       |               |          |       |
| 47                        | H Indiana St.  | 87 92           | 70    | H Iowa St.        | 57 69 | 107            | H UNI                  | 60 58                |       |                           |       |          |          |          |       |           |       |               |          |       |
|                           |                |                 | 73    | A Nebraska        | 59 62 | 123            | H South Dakota St.     | 54 52                |       |                           |       |          |          |          |       |           |       |               |          |       |
|                           |                |                 | 91    | A Missouri St.    | 61 58 | 145            | A Oregon               | 40 70                |       |                           |       |          |          |          |       |           |       |               |          |       |
|                           |                |                 | 91    | A Missouri St.    | 62 78 | 157            | H Tex. A&M-Corp. Chris | 56 65                |       |                           |       |          |          |          |       |           |       |               |          |       |
|                           |                |                 | 97    | A Evansville      | 61 68 | 171            | H UC Riverside         | 69 51                |       |                           |       |          |          |          |       |           |       |               |          |       |
|                           |                |                 | 97    | H Evansville      | 53 51 | 181            | A Illinois St.         | 61 64                |       |                           |       |          |          |          |       |           |       |               |          |       |
|                           |                |                 | 100   | A Oregon St.      | 61 63 | 181            | H Illinois St.         | 76 73                |       |                           |       |          |          |          |       |           |       |               |          |       |
|                           |                |                 |       |                   |       | 182            | A Wichita St.          | 61 60                |       |                           |       |          |          |          |       |           |       |               |          |       |
|                           |                |                 |       |                   |       | 182            | H Wichita St.          | 75 67                |       |                           |       |          |          |          |       |           |       |               |          |       |
|                           |                |                 |       |                   |       | 194            | A Southern Ill.        | 66 74                |       |                           |       |          |          |          |       |           |       |               |          |       |
|                           |                |                 |       |                   |       | 194            | H Southern Ill.        | 81 55                |       |                           |       |          |          |          |       |           |       |               |          |       |
|                           |                |                 |       |                   |       | 227            | H UMKC                 | 74 54                |       |                           |       |          |          |          |       |           |       |               |          |       |
|                           |                |                 |       |                   |       | 230            | A Bradley              | 68 62                |       |                           |       |          |          |          |       |           |       |               |          |       |
|                           |                |                 |       |                   |       | 230            | H Bradley              | 65 57                |       |                           |       |          |          |          |       |           |       |               |          |       |
|                           |                |                 |       |                   |       | 239            | A Creighton            | 63 62                |       |                           |       |          |          |          |       |           |       |               |          |       |
|                           |                |                 |       |                   |       | 239            | H Creighton            | 67 52                |       |                           |       |          |          |          |       |           |       |               |          |       |
|                           |                |                 |       |                   |       | 301            | H Akron                | 73 48                |       |                           |       |          |          |          |       |           |       |               |          |       |
| LAST 10 Division I GAMES: |                |                 |       |                   |       |                |                        |                      |       |                           |       |          |          |          |       |           |       |               |          |       |
| 73                        | A Nebraska     | 59 62           | 181   | A Illinois St.    | 61 64 |                |                        |                      |       |                           |       |          |          |          |       |           |       |               |          |       |
| 91                        | A Missouri St. | 62 78           | 194   | H Southern Ill.   | 81 55 |                |                        |                      |       |                           |       |          |          |          |       |           |       |               |          |       |
| 230                       | H Bradley      | 65 57           | 97    | H Evansville      | 53 51 |                |                        |                      |       |                           |       |          |          |          |       |           |       |               |          |       |
| 107                       | H UNI          | 60 58           | 239   | A Creighton       | 63 62 |                |                        |                      |       |                           |       |          |          |          |       |           |       |               |          |       |
| 47                        | A Indiana St.  | 70 65           | 91    | A Missouri St.    | 61 58 |                |                        |                      |       |                           |       |          |          |          |       |           |       |               |          |       |

Drake

Drake

### Non-Div l Games:

Drake

Loss, Non-Conf, S Site, H Home A Away N Neutral

Average RPI Win: 199  
Average RPI Loss: 92

WON-LOST  
RECORD

WINNING  
PCT. RANK

LAST 10  
GAMES

STRENGTH OF  
SCHEDULE

OPP. STRENGTH  
OF SCHEDULE

TEAM  
RPI

ADJ.  
RPI

CONF.  
RPI

ADJ CONF.  
RPI

|                  |        |     |      |     |     |     |     |   |   |
|------------------|--------|-----|------|-----|-----|-----|-----|---|---|
| DIV. I ONLY      | 15- 14 | 155 | 6- 4 | 119 | 110 | 121 | 122 | 8 | 8 |
| DIV. I NON-CONF. | 5- 4   | 123 | 0- 0 | 189 | 221 | 152 | 155 | 8 | 8 |

| TOTALS | RPI 1-25 | RPI 26-50 | W-L RECORDS    | RPI 51-100 | RPI 100+ |
|--------|----------|-----------|----------------|------------|----------|
| 15- 14 | 0- 3     | 0- 1      | OVERALL        | 1- 5       | 14- 5    |
| 7- 5   | 0- 1     | 0- 0      | HOME           | 1- 2       | 6- 2     |
| 6- 8   | 0- 2     | 0- 1      | AWAY           | 0- 2       | 6- 3     |
| 2- 1   | 0- 0     | 0- 0      | NEUTRAL        | 0- 1       | 2- 0     |
| 5- 4   | 0- 1     | 0- 1      | NON-CONFERENCE | 0- 0       | 5- 2     |
| 3- 0   | 0- 0     | 0- 0      | HOME           | 0- 0       | 3- 0     |
| 1- 4   | 0- 1     | 0- 1      | AWAY           | 0- 0       | 1- 2     |
| 1- 0   | 0- 0     | 0- 0      | NEUTRAL        | 0- 0       | 1- 0     |
| 10- 10 | 0- 2     | 0- 0      | CONFERENCE     | 1- 5       | 9- 3     |
| 4- 5   | 0- 1     | 0- 0      | HOME           | 1- 2       | 3- 2     |
| 5- 4   | 0- 1     | 0- 0      | AWAY           | 0- 2       | 5- 1     |
| 1- 1   | 0- 0     | 0- 0      | NEUTRAL        | 0- 1       | 1- 0     |

| RPI S | RPI 1-25 | Opponent       | Score        |
|-------|----------|----------------|--------------|
| 20    | A        | Old Domini on  | 49 <b>76</b> |
| 20    | H        | Old Domini on  | 53 <b>63</b> |
| 25    | A        | Boston College | 44 <b>51</b> |

| RPI S | RPI 26-50 | Opponent | Score        |
|-------|-----------|----------|--------------|
| 34    | A         | Temple   | 54 <b>66</b> |

| RPI S | RPI 51-100 | Opponent      | Score        |
|-------|------------|---------------|--------------|
| 55    | H          | James Madison | 50 <b>52</b> |
| 55    | N          | James Madison | 51 <b>53</b> |
| 69    | A          | Del aware     | 55 <b>57</b> |
| 69    | H          | Del aware     | 61 <b>75</b> |
| 76    | A          | Hofstra       | 52 <b>65</b> |
| 76    | H          | Hofstra       | 69 46        |

| RPI S | RPI 101+ | Team's RPI: 122 | Opponent          | Score        |
|-------|----------|-----------------|-------------------|--------------|
| 120   | A        |                 | William & Mary    | 64 44        |
| 120   | H        |                 | William & Mary    | 50 <b>58</b> |
| 131   | A        |                 | George Mason      | 38 36        |
| 140   | A        |                 | East Caro.        | 54 <b>66</b> |
| 142   | A        |                 | UNC Wil mington   | 41 <b>53</b> |
| 142   | H        |                 | UNC Wil mington   | 70 60        |
| 163   | A        |                 | Va. Commonweal th | 70 60        |
| 176   | H        |                 | UMBC              | 65 58        |
| 206   | H        |                 | La Salle          | 53 48        |
| 225   | A        |                 | Towson            | 63 61        |
| 225   | H        |                 | Towson            | 51 <b>58</b> |
| 225   | N        |                 | Towson            | 61 46        |
| 234   | N        |                 | Idaho             | 64 44        |
| 235   | A        |                 | Northeastern      | 71 43        |
| 235   | H        |                 | Northeastern      | 81 51        |
| 236   | A        |                 | Howard            | 52 <b>62</b> |
| 243   | H        |                 | Georgia St.       | 58 56        |
| 277   | A        |                 | Lehi gh           | 58 57        |
| 304   | H        |                 | Penn              | 78 44        |

## LAST 10 Division I GAMES:

|     |   |                |              |     |   |                   |              |
|-----|---|----------------|--------------|-----|---|-------------------|--------------|
| 55  | N | James Madison  | 51 <b>53</b> | 225 | A | Towson            | 63 61        |
| 225 | N | Towson         | 61 46        | 235 | H | Northeastern      | 81 51        |
| 120 | A | William & Mary | 64 44        | 142 | A | UNC Wil mington   | 41 <b>53</b> |
| 76  | H | Hofstra        | 69 46        | 55  | H | James Madison     | 50 <b>52</b> |
| 69  | H | Del aware      | 61 <b>75</b> | 163 | A | Va. Commonweal th | 70 60        |

Drexel

Drexel

Non-Div I Games:

Drexel

**Loss**, **Non-Conf**, **S Site**, **H Home** **A Away** **N Neutral**

| Average RPI Win: Duke 71     |                              | WON-LOST                     | WINNING        | LAST 10            | STRENGTH OF | OPP. STRENGTH       | TEAM   | ADJ.           | CONF. | ADJ CONF. |
|------------------------------|------------------------------|------------------------------|----------------|--------------------|-------------|---------------------|--------|----------------|-------|-----------|
| Average RPI Loss: 3          |                              | RECORD                       | PCT. RANK      | GAMES              | SCHEDULE    | OF SCHEDULE         | RPI    | RPI            | RPI   | RPI       |
| DIV. I ONLY                  | 31- 4                        | 5                            | 7- 3           | 3                  | 1           | 3                   | 3      | 1              | 1     |           |
| DIV. I NON-CONF.             | 18- 0                        | 1                            | 5- 0           | 30                 | 5           | 4                   | 4      | 1              | 1     |           |
| TOTALS                       | RPI 1-25                     | RPI 26-50                    | W-L RECORDS    | RPI 51-100         | RPI 100+    |                     |        |                |       |           |
| 31- 4                        | 12- 4                        | 5- 0                         | OVERALL        | 6- 0               | 8- 0        |                     |        |                |       |           |
| 12- 1                        | 4- 1                         | 2- 0                         | HOME           | 2- 0               | 4- 0        |                     |        |                |       |           |
| 12- 1                        | 4- 1                         | 1- 0                         | AWAY           | 4- 0               | 3- 0        |                     |        |                |       |           |
| 7- 2                         | 4- 2                         | 2- 0                         | NEUTRAL        | 0- 0               | 1- 0        |                     |        |                |       |           |
| 18- 0                        | 5- 0                         | 3- 0                         | NON-CONFERENCE | 4- 0               | 6- 0        |                     |        |                |       |           |
| 6- 0                         | 1- 0                         | 0- 0                         | HOME           | 2- 0               | 3- 0        |                     |        |                |       |           |
| 6- 0                         | 1- 0                         | 1- 0                         | AWAY           | 2- 0               | 2- 0        |                     |        |                |       |           |
| 6- 0                         | 3- 0                         | 2- 0                         | NEUTRAL        | 0- 0               | 1- 0        |                     |        |                |       |           |
| 13- 4                        | 7- 4                         | 2- 0                         | CONFERENCE     | 2- 0               | 2- 0        |                     |        |                |       |           |
| 6- 1                         | 3- 1                         | 2- 0                         | HOME           | 0- 0               | 1- 0        |                     |        |                |       |           |
| 6- 1                         | 3- 1                         | 0- 0                         | AWAY           | 2- 0               | 1- 0        |                     |        |                |       |           |
| 1- 2                         | 1- 2                         | 0- 0                         | NEUTRAL        | 0- 0               | 0- 0        |                     |        |                |       |           |
| RPI S Opponent               | RPI 1-25 Team's RPI: 3 Score | RPI S Opponent               | Score          | RPI S Opponent     | Score       | RPI S Opponent      | Score  | RPI S Opponent | Score |           |
| 1 A North Carolina           | 65 77                        | 26 A TCU                     | 92 52          | 52 A Texas         | 84 70       | 110 H Wake Forest   | 100 54 |                |       |           |
| 1 H North Carolina           | 70 74                        | 27 H Florida St.             | 87 68          | 59 A Miami (Fla.)  | 99 93       | 121 H Ball St.      | 110 24 |                |       |           |
| 2 H Tennessee                | 75 53                        | 31 N St. John's (N.Y.)       | 105 57         | 81 H Arkansas St.  | 110 56      | 150 A Holy Cross    | 84 36  |                |       |           |
| 4 A Maryl and                | 86 68                        | 36 H Virginia                | 88 65          | 85 H Auburn        | 69 37       | 167 N Southern U.   | 96 27  |                |       |           |
| 4 H Maryl and                | 90 80                        | 43 N Southern Cal i forn i a | 85 51          | 86 A Georgi a Tech | 67 59       | 186 A Cl emson      | 97 65  |                |       |           |
| 4 N Maryl and                | 70 78                        |                              |                | 95 A Penn St.      | 93 67       | 187 H Col orado St. | 99 52  |                |       |           |
| 4 N Maryl and                | 75 78                        |                              |                |                    |             | 238 H Fai rfi el d  | 110 44 |                |       |           |
| 5 N Connecti cut             | 63 61                        |                              |                |                    |             | 284 A San Di ego    | 119 52 |                |       |           |
| 6 N LSU                      | 64 45                        |                              |                |                    |             |                     |        |                |       |           |
| 11 H North Carolina St.      | 77 57                        |                              |                |                    |             |                     |        |                |       |           |
| 17 N Mi chi gan St.          | 86 61                        |                              |                |                    |             |                     |        |                |       |           |
| 19 A Vi rgi ni a Tech        | 73 62                        |                              |                |                    |             |                     |        |                |       |           |
| 19 H Vi rgi ni a Tech        | 93 51                        |                              |                |                    |             |                     |        |                |       |           |
| 19 N Vi rgi ni a Tech        | 69 56                        |                              |                |                    |             |                     |        |                |       |           |
| 20 A Ol d Domi ni on         | 93 56                        |                              |                |                    |             |                     |        |                |       |           |
| 25 A Boston Col lege         | 66 52                        |                              |                |                    |             |                     |        |                |       |           |
| LAST 10 Div si on I GAMES:   |                              |                              |                |                    |             |                     |        |                |       |           |
| 4 N Maryl and                | 75 78                        | 167 N Southern U.            | 96 27          |                    |             |                     |        |                |       |           |
| 6 N LSU                      | 64 45                        | 4 N Maryl and                | 70 78          |                    |             |                     |        |                |       |           |
| 5 N Connecti cut             | 63 61                        | 19 N Vi rgi ni a Tech        | 69 56          |                    |             |                     |        |                |       |           |
| 17 N Mi chi gan St.          | 86 61                        | 1 A North Carol i na         | 65 77          |                    |             |                     |        |                |       |           |
| 43 N Southern Cal i forn i a | 85 51                        | 19 H Vi rgi ni a Tech        | 93 51          |                    |             |                     |        |                |       |           |

Duke

Non-Div I Games:

Duke

Loss, 
Non-Conf, S Site, 
H Home
A Away 
N Neutral

| Average RPI Win: 208 |             | WON-LOST RECORD | WINNING PCT. RANK         | LAST 10 GAMES      | STRENGTH OF SCHEDULE | OPP. STRENGTH OF SCHEDULE | TEAM RPI           | ADJ. RPI | CONF. RPI | ADJ CONF. RPI   |       |
|----------------------|-------------|-----------------|---------------------------|--------------------|----------------------|---------------------------|--------------------|----------|-----------|-----------------|-------|
| DIV. I ONLY          |             | 13- 17          | 197                       | 5- 5               | 110                  | 112                       | 165                | 162      | 11        | 10              |       |
| DIV. I NON-CONF.     |             | 5- 6            | 166                       | 0- 0               | 105                  | 116                       | 134                | 133      | 9         | 9               |       |
| TOTALS               |             | RPI 1-25        | RPI 26-50                 | W-L RECORDS        | RPI 51-100           | RPI 100+                  |                    |          |           |                 |       |
| 13- 17               |             | 0- 1            | 0- 4                      | OVERALL            | 1- 6                 | 12- 6                     |                    |          |           |                 |       |
| 6- 7                 |             | 0- 0            | 0- 1                      | HOME               | 0- 4                 | 6- 2                      |                    |          |           |                 |       |
| 4- 8                 |             | 0- 1            | 0- 2                      | AWAY               | 0- 2                 | 4- 3                      |                    |          |           |                 |       |
| 3- 2                 |             | 0- 0            | 0- 1                      | NEUTRAL            | 1- 0                 | 2- 1                      |                    |          |           |                 |       |
| 5- 6                 |             | 0- 1            | 0- 1                      | NON-CONFERENCE     | 0- 3                 | 5- 1                      |                    |          |           |                 |       |
| 3- 2                 |             | 0- 0            | 0- 0                      | HOME               | 0- 2                 | 3- 0                      |                    |          |           |                 |       |
| 1- 3                 |             | 0- 1            | 0- 1                      | AWAY               | 0- 1                 | 1- 0                      |                    |          |           |                 |       |
| 1- 1                 |             | 0- 0            | 0- 0                      | NEUTRAL            | 0- 0                 | 1- 1                      |                    |          |           |                 |       |
| 8- 11                |             | 0- 0            | 0- 3                      | CONFERENCE         | 1- 3                 | 7- 5                      |                    |          |           |                 |       |
| 3- 5                 |             | 0- 0            | 0- 1                      | HOME               | 0- 2                 | 3- 2                      |                    |          |           |                 |       |
| 3- 5                 |             | 0- 0            | 0- 1                      | AWAY               | 0- 1                 | 3- 3                      |                    |          |           |                 |       |
| 2- 1                 |             | 0- 0            | 0- 1                      | NEUTRAL            | 1- 0                 | 1- 0                      |                    |          |           |                 |       |
| RPI 1-25             |             | RPI 26-50       |                           | RPI 51-100         |                      | RPI 101+ Team's RPI: 162  |                    |          |           |                 |       |
| RPI S                | Opponent    | Score           | RPI S                     | Opponent           | Score                | RPI S                     | Opponent           | Score    | RPI S     | Opponent        | Score |
| 18 A                 | Western Ky. | 51 70           | 29 H                      | George Washi ngton | 56 63                | 51 H                      | Xavier             | 61 69    | 118 A     | Ri chmond       | 53 72 |
|                      |             |                 | 34 A                      | Temple             | 44 79                | 56 A                      | Pi ttsburgh        | 69 82    | 127 N     | Oakl and        | 54 65 |
|                      |             |                 | 34 N                      | Temple             | 63 76                | 57 H                      | Charl otte         | 72 79    | 140 H     | East Caro.      | 62 60 |
|                      |             |                 | 41 A                      | Bowl ing Green     | 51 76                | 57 N                      | Charl otte         | 56 45    | 144 A     | Dayton          | 70 55 |
|                      |             |                 |                           |                    |                      | 67 A                      | St. Joseph's       | 47 55    | 144 H     | Dayton          | 55 67 |
|                      |             |                 |                           |                    |                      | 92 H                      | West Vi rgi ni a   | 61 77    | 158 H     | Robert Morris   | 63 47 |
|                      |             |                 |                           |                    |                      | 95 H                      | Penn St.           | 62 81    | 175 H     | Massachusetts   | 46 44 |
|                      |             |                 |                           |                    |                      |                           |                    |          | 175 N     | Massachusetts   | 56 51 |
|                      |             |                 |                           |                    |                      |                           |                    |          | 206 H     | La Salle        | 43 52 |
|                      |             |                 |                           |                    |                      |                           |                    |          | 212 A     | Rhode Isl and   | 73 51 |
|                      |             |                 |                           |                    |                      |                           |                    |          | 230 N     | Bradl ey        | 70 60 |
|                      |             |                 |                           |                    |                      |                           |                    |          | 237 A     | Fordham         | 50 57 |
|                      |             |                 |                           |                    |                      |                           |                    |          | 266 A     | Ohi o           | 82 79 |
|                      |             |                 |                           |                    |                      |                           |                    |          | 280 A     | St. Loui s      | 54 59 |
|                      |             |                 |                           |                    |                      |                           |                    |          | 280 H     | St. Loui s      | 67 66 |
|                      |             |                 |                           |                    |                      |                           |                    |          | 285 A     | St. Bonaventure | 53 48 |
|                      |             |                 |                           |                    |                      |                           |                    |          | 285 H     | St. Bonaventure | 66 49 |
|                      |             |                 |                           |                    |                      |                           |                    |          | 301 H     | Akron           | 72 54 |
|                      |             |                 | LAST 10 Div sion I GAMES: |                    |                      |                           |                    |          |           |                 |       |
|                      |             |                 | 34 N                      | Temple             | 63 76                | 237 A                     | Fordham            | 50 57    |           |                 |       |
|                      |             |                 | 57 N                      | Charl otte         | 56 45                | 57 H                      | Charl otte         | 72 79    |           |                 |       |
|                      |             |                 | 175 N                     | Massachusetts      | 56 51                | 29 H                      | George Washi ngton | 56 63    |           |                 |       |
|                      |             |                 | 285 H                     | St. Bonaventure    | 66 49                | 34 A                      | Temple             | 44 79    |           |                 |       |
|                      |             |                 | 144 A                     | Dayton             | 70 55                | 285 A                     | St. Bonaventure    | 53 48    |           |                 |       |

Non-Div I Games:

Duquesne



|                       |                   |                 |       |                      |       |                |                     |                      |       |                           |       |             |                     |             |       |                     |       |                |                     |             |  |
|-----------------------|-------------------|-----------------|-------|----------------------|-------|----------------|---------------------|----------------------|-------|---------------------------|-------|-------------|---------------------|-------------|-------|---------------------|-------|----------------|---------------------|-------------|--|
| Average RPI Win: 208  |                   | WON-LOST RECORD |       | WINNING PCT. RANK    |       | LAST 10 GAMES  |                     | STRENGTH OF SCHEDULE |       | OPP. STRENGTH OF SCHEDULE |       | TEAM RPI    |                     | ADJ. RPI    |       | CONF. RPI           |       | ADJ. CONF. RPI |                     |             |  |
| Average RPI Loss: 131 |                   |                 |       |                      |       |                |                     |                      |       |                           |       |             |                     |             |       |                     |       |                |                     |             |  |
| DIV. I ONLY           |                   | 17- 12          |       | 110                  |       | 5- 5           |                     | 202                  |       | 166                       |       | 142         |                     | 140         |       | 13                  |       | 13             |                     |             |  |
| DIV. I NON-CONF.      |                   | 8- 3            |       | 58                   |       | 0- 0           |                     | 185                  |       | 228                       |       | 90          |                     | 90          |       | 13                  |       | 12             |                     |             |  |
| TOTALS                |                   | RPI 1-25        |       | RPI 26-50            |       | W-L RECORDS    |                     | RPI 51-100           |       | RPI 100+                  |       |             |                     |             |       |                     |       |                |                     |             |  |
| 17- 12                |                   | 0- 0            |       | 0- 2                 |       | OVERALL        |                     | 1- 2                 |       | 16- 8                     |       |             |                     |             |       |                     |       |                |                     |             |  |
| 7- 5                  |                   | 0- 0            |       | 0- 1                 |       | HOME           |                     | 1- 1                 |       | 6- 3                      |       |             |                     |             |       |                     |       |                |                     |             |  |
| 6- 5                  |                   | 0- 0            |       | 0- 0                 |       | AWAY           |                     | 0- 1                 |       | 6- 4                      |       |             |                     |             |       |                     |       |                |                     |             |  |
| 4- 2                  |                   | 0- 0            |       | 0- 1                 |       | NEUTRAL        |                     | 0- 0                 |       | 4- 1                      |       |             |                     |             |       |                     |       |                |                     |             |  |
| 8- 3                  |                   | 0- 0            |       | 0- 0                 |       | NON-CONFERENCE |                     | 0- 1                 |       | 8- 2                      |       |             |                     |             |       |                     |       |                |                     |             |  |
| 3- 1                  |                   | 0- 0            |       | 0- 0                 |       | HOME           |                     | 0- 1                 |       | 3- 0                      |       |             |                     |             |       |                     |       |                |                     |             |  |
| 2- 1                  |                   | 0- 0            |       | 0- 0                 |       | AWAY           |                     | 0- 0                 |       | 2- 1                      |       |             |                     |             |       |                     |       |                |                     |             |  |
| 3- 1                  |                   | 0- 0            |       | 0- 0                 |       | NEUTRAL        |                     | 0- 0                 |       | 3- 1                      |       |             |                     |             |       |                     |       |                |                     |             |  |
| 9- 9                  |                   | 0- 0            |       | 0- 2                 |       | CONFERENCE     |                     | 1- 1                 |       | 8- 6                      |       |             |                     |             |       |                     |       |                |                     |             |  |
| 4- 4                  |                   | 0- 0            |       | 0- 1                 |       | HOME           |                     | 1- 0                 |       | 3- 3                      |       |             |                     |             |       |                     |       |                |                     |             |  |
| 4- 4                  |                   | 0- 0            |       | 0- 0                 |       | AWAY           |                     | 0- 1                 |       | 4- 3                      |       |             |                     |             |       |                     |       |                |                     |             |  |
| 1- 1                  |                   | 0- 0            |       | 0- 1                 |       | NEUTRAL        |                     | 0- 0                 |       | 1- 0                      |       |             |                     |             |       |                     |       |                |                     |             |  |
| RPI 1-25              |                   | RPI 26-50       |       | RPI 51-100           |       | RPI 101+       |                     | Team's RPI: 140      |       |                           |       |             |                     |             |       |                     |       |                |                     |             |  |
| RPI S                 | Opponent          | Score           | RPI S | Opponent             | Score | RPI S          | Opponent            | Score                | RPI S | Opponent                  | Score | RPI S       | Opponent            | Score       | RPI S | Opponent            | Score | RPI S          | Opponent            | Score       |  |
| 45                    | H Tul sa          | 52 74           | 55    | H James Madi son     | 51 74 | 122            | H Drexel            | 66 54                | 122   | H Drexel                  | 66 54 | 122         | H Drexel            | 66 54       | 122   | H Drexel            | 66 54 | 122            | H Drexel            | 66 54       |  |
| 45                    | N Tul sa          | 60 77           | 84    | A Ri ce              | 65 73 | 133            | A Al abama          | 61 55                | 133   | A Al abama                | 61 55 | 133         | A Al abama          | 61 55       | 133   | A Al abama          | 61 55 | 133            | A Al abama          | 61 55       |  |
|                       |                   |                 | 90    | H Southern Methodist | 75 63 | 141            | N Davi dson         | 61 70                | 141   | N Davi dson               | 61 70 | 141         | N Davi dson         | 61 70       | 141   | N Davi dson         | 61 70 | 141            | N Davi dson         | 61 70       |  |
|                       |                   |                 |       |                      |       | 152            | A Tul ane           | 78 81                | 152   | A Tul ane                 | 78 81 | 152         | A Tul ane           | 78 81       | 152   | A Tul ane           | 78 81 | 152            | A Tul ane           | 78 81       |  |
|                       |                   |                 |       |                      |       | 156            | A UAB               | 59 53                | 156   | A UAB                     | 59 53 | 156         | A UAB               | 59 53       | 156   | A UAB               | 59 53 | 156            | A UAB               | 59 53       |  |
|                       |                   |                 |       |                      |       | 156            | H UAB               | 94 96                | 156   | H UAB                     | 94 96 | 156         | H UAB               | 94 96       | 156   | H UAB               | 94 96 | 156            | H UAB               | 94 96       |  |
|                       |                   |                 |       |                      |       | 156            | N UAB               | 47 46                | 156   | N UAB                     | 47 46 | 156         | N UAB               | 47 46       | 156   | N UAB               | 47 46 | 156            | N UAB               | 47 46       |  |
|                       |                   |                 |       |                      |       | 162            | A Duquesne          | 60 62                | 162   | A Duquesne                | 60 62 | 162         | A Duquesne          | 60 62       | 162   | A Duquesne          | 60 62 | 162            | A Duquesne          | 60 62       |  |
|                       |                   |                 |       |                      |       | 163            | H Va. Commonweal th | 66 61                | 163   | H Va. Commonweal th       | 66 61 | 163         | H Va. Commonweal th | 66 61       | 163   | H Va. Commonweal th | 66 61 | 163            | H Va. Commonweal th | 66 61       |  |
|                       |                   |                 |       |                      |       | 167            | H Southern U.       | 59 55                | 167   | H Southern U.             | 59 55 | 167         | H Southern U.       | 59 55       | 167   | H Southern U.       | 59 55 | 167            | H Southern U.       | 59 55       |  |
|                       |                   |                 |       |                      |       | 169            | H Houston           | 45 54                | 169   | H Houston                 | 45 54 | 169         | H Houston           | 45 54       | 169   | H Houston           | 45 54 | 169            | H Houston           | 45 54       |  |
|                       |                   |                 |       |                      |       | 183            | A Marshal I         | 54 57                | 183   | A Marshal I               | 54 57 | 183         | A Marshal I         | 54 57       | 183   | A Marshal I         | 54 57 | 183            | A Marshal I         | 54 57       |  |
|                       |                   |                 |       |                      |       | 183            | H Marshal I         | 57 56                | 183   | H Marshal I               | 57 56 | 183         | H Marshal I         | 57 56       | 183   | H Marshal I         | 57 56 | 183            | H Marshal I         | 57 56       |  |
|                       |                   |                 |       |                      |       | 185            | A UTEP              | 77 72                | 185   | A UTEP                    | 77 72 | 185         | A UTEP              | 77 72       | 185   | A UTEP              | 77 72 | 185            | A UTEP              | 77 72       |  |
|                       |                   |                 |       |                      |       | 156            | H UAB               | 94 96                | 156   | H UAB                     | 94 96 | 156         | H UAB               | 94 96       | 156   | H UAB               | 94 96 | 156            | H UAB               | 94 96       |  |
|                       |                   |                 |       |                      |       | 309            | H Memphi s          | 74 54                | 309   | H Memphi s                | 74 54 | 309         | H Memphi s          | 74 54       | 309   | H Memphi s          | 74 54 | 309            | H Memphi s          | 74 54       |  |
|                       |                   |                 |       |                      |       | 84             | A Ri ce             | 65 73                | 84    | A Ri ce                   | 65 73 | 84          | A Ri ce             | 65 73       | 84    | A Ri ce             | 65 73 | 84             | A Ri ce             | 65 73       |  |
|                       |                   |                 |       |                      |       | 183            | H Marshal I         | 57 56                | 183   | H Marshal I               | 57 56 | 183         | H Marshal I         | 57 56       | 183   | H Marshal I         | 57 56 | 183            | H Marshal I         | 57 56       |  |
| LAST 10 Div           |                   | LAST 10 Div     |       | LAST 10 Div          |       | LAST 10 Div    |                     | LAST 10 Div          |       | LAST 10 Div               |       | LAST 10 Div |                     | LAST 10 Div |       | LAST 10 Div         |       | LAST 10 Div    |                     | LAST 10 Div |  |
| 45                    | N Tul sa          | 60 77           | 185   | A UTEP               | 77 72 | 156            | H UAB               | 94 96                | 309   | H Memphi s                | 74 54 | 84          | A Ri ce             | 65 73       | 183   | H Marshal I         | 57 56 | 45             | N Tul sa            | 60 77       |  |
| 156                   | N UAB             | 47 46           | 156   | H UAB                | 94 96 | 309            | H Memphi s          | 74 54                | 84    | A Ri ce                   | 65 73 | 183         | H Marshal I         | 57 56       | 45    | N Tul sa            | 60 77 | 156            | N UAB               | 47 46       |  |
| 251                   | H UCF             | 65 44           | 309   | H Memphi s           | 74 54 | 84             | A Ri ce             | 65 73                | 183   | H Marshal I               | 57 56 | 45          | N Tul sa            | 60 77       | 156   | N UAB               | 47 46 | 251            | H UCF               | 65 44       |  |
| 189                   | H Southern Mi ss. | 56 71           | 84    | A Ri ce              | 65 73 | 183            | H Marshal I         | 57 56                | 45    | N Tul sa                  | 60 77 | 156         | N UAB               | 47 46       | 251   | H UCF               | 65 44 | 189            | H Southern Mi ss.   | 56 71       |  |
| 152                   | A Tul ane         | 78 81           | 183   | H Marshal I          | 57 56 | 45             | N Tul sa            | 60 77                | 156   | N UAB                     | 47 46 | 251         | H UCF               | 65 44       | 189   | H Southern Mi ss.   | 56 71 | 152            | A Tul ane           | 78 81       |  |

### Non-Div l Games:

East Caro.

Loss, Non-Conf, S Site, H Home A Away N Neutral

|                   |               |           |  |                 |                |                |  |                 |                     |          |  |                      |                       |       |  |     |  |          |  |     |  |          |  |     |  |           |  |    |  |    |  |  |  |  |  |  |  |  |  |
|-------------------|---------------|-----------|--|-----------------|----------------|----------------|--|-----------------|---------------------|----------|--|----------------------|-----------------------|-------|--|-----|--|----------|--|-----|--|----------|--|-----|--|-----------|--|----|--|----|--|--|--|--|--|--|--|--|--|
| Average RPI Win:  |               | 257       |  | WON-LOST RECORD |                | 18- 10         |  | 81              |                     | 6- 4     |  | STRENGTH OF SCHEDULE |                       | 272   |  | 290 |  | TEAM RPI |  | 159 |  | ADJ. RPI |  | 161 |  | CONF. RPI |  | 25 |  | 27 |  |  |  |  |  |  |  |  |  |
| Average RPI Loss: |               | 162       |  | RECORD          |                | 8- 3           |  | 58              |                     | 1- 0     |  | 279                  |                       | 212   |  | 126 |  | 129      |  | 30  |  | 30       |  |     |  |           |  |    |  |    |  |  |  |  |  |  |  |  |  |
| TOTALS            |               | RPI 1-25  |  | RPI 26-50       |                | W-L RECORDS    |  | RPI 51-100      |                     | RPI 100+ |  |                      |                       |       |  |     |  |          |  |     |  |          |  |     |  |           |  |    |  |    |  |  |  |  |  |  |  |  |  |
| 18- 10            |               | 0- 1      |  | 0- 0            |                | OVERALL        |  | 1- 1            |                     | 17- 8    |  |                      |                       |       |  |     |  |          |  |     |  |          |  |     |  |           |  |    |  |    |  |  |  |  |  |  |  |  |  |
| 10- 2             |               | 0- 0      |  | 0- 0            |                | HOME           |  | 1- 0            |                     | 9- 2     |  |                      |                       |       |  |     |  |          |  |     |  |          |  |     |  |           |  |    |  |    |  |  |  |  |  |  |  |  |  |
| 8- 7              |               | 0- 1      |  | 0- 0            |                | AWAY           |  | 0- 1            |                     | 8- 5     |  |                      |                       |       |  |     |  |          |  |     |  |          |  |     |  |           |  |    |  |    |  |  |  |  |  |  |  |  |  |
| 0- 1              |               | 0- 0      |  | 0- 0            |                | NEUTRAL        |  | 0- 0            |                     | 0- 1     |  |                      |                       |       |  |     |  |          |  |     |  |          |  |     |  |           |  |    |  |    |  |  |  |  |  |  |  |  |  |
| 8- 3              |               | 0- 1      |  | 0- 0            |                | NON-CONFERENCE |  | 1- 1            |                     | 7- 1     |  |                      |                       |       |  |     |  |          |  |     |  |          |  |     |  |           |  |    |  |    |  |  |  |  |  |  |  |  |  |
| 4- 0              |               | 0- 0      |  | 0- 0            |                | HOME           |  | 1- 0            |                     | 3- 0     |  |                      |                       |       |  |     |  |          |  |     |  |          |  |     |  |           |  |    |  |    |  |  |  |  |  |  |  |  |  |
| 4- 3              |               | 0- 1      |  | 0- 0            |                | AWAY           |  | 0- 1            |                     | 4- 1     |  |                      |                       |       |  |     |  |          |  |     |  |          |  |     |  |           |  |    |  |    |  |  |  |  |  |  |  |  |  |
| 0- 0              |               | 0- 0      |  | 0- 0            |                | NEUTRAL        |  | 0- 0            |                     | 0- 0     |  |                      |                       |       |  |     |  |          |  |     |  |          |  |     |  |           |  |    |  |    |  |  |  |  |  |  |  |  |  |
| 10- 7             |               | 0- 0      |  | 0- 0            |                | CONFERENCE     |  | 0- 0            |                     | 10- 7    |  |                      |                       |       |  |     |  |          |  |     |  |          |  |     |  |           |  |    |  |    |  |  |  |  |  |  |  |  |  |
| 6- 2              |               | 0- 0      |  | 0- 0            |                | HOME           |  | 0- 0            |                     | 6- 2     |  |                      |                       |       |  |     |  |          |  |     |  |          |  |     |  |           |  |    |  |    |  |  |  |  |  |  |  |  |  |
| 4- 4              |               | 0- 0      |  | 0- 0            |                | AWAY           |  | 0- 0            |                     | 4- 4     |  |                      |                       |       |  |     |  |          |  |     |  |          |  |     |  |           |  |    |  |    |  |  |  |  |  |  |  |  |  |
| 0- 1              |               | 0- 0      |  | 0- 0            |                | NEUTRAL        |  | 0- 0            |                     | 0- 1     |  |                      |                       |       |  |     |  |          |  |     |  |          |  |     |  |           |  |    |  |    |  |  |  |  |  |  |  |  |  |
| RPI 1-25          |               | RPI 26-50 |  | RPI 51-100      |                | RPI 101+       |  | Team's RPI: 161 |                     |          |  |                      |                       |       |  |     |  |          |  |     |  |          |  |     |  |           |  |    |  |    |  |  |  |  |  |  |  |  |  |
| RPI S             | Opponent      | Score     |  | RPI S           | Opponent       | Score          |  | RPI S           | Opponent            | Score    |  | RPI S                | Opponent              | Score |  |     |  |          |  |     |  |          |  |     |  |           |  |    |  |    |  |  |  |  |  |  |  |  |  |
| 18                | A Western Ky. | 56 86     |  |                 |                |                |  | 74              | A Cincinnati        | 58 82    |  | 125                  | A Belmont             | 50 70 |  |     |  |          |  |     |  |          |  |     |  |           |  |    |  |    |  |  |  |  |  |  |  |  |  |
|                   |               |           |  |                 |                |                |  | 88              | H Southeast Mo. St. | 81 74    |  | 125                  | H Belmont             | 66 52 |  |     |  |          |  |     |  |          |  |     |  |           |  |    |  |    |  |  |  |  |  |  |  |  |  |
|                   |               |           |  |                 |                |                |  |                 |                     |          |  | 135                  | A Fla. Atlantic       | 76 85 |  |     |  |          |  |     |  |          |  |     |  |           |  |    |  |    |  |  |  |  |  |  |  |  |  |
|                   |               |           |  |                 |                |                |  |                 |                     |          |  | 135                  | H Fla. Atlantic       | 71 79 |  |     |  |          |  |     |  |          |  |     |  |           |  |    |  |    |  |  |  |  |  |  |  |  |  |
|                   |               |           |  |                 |                |                |  |                 |                     |          |  | 190                  | A Missi ssi ppi St.   | 78 53 |  |     |  |          |  |     |  |          |  |     |  |           |  |    |  |    |  |  |  |  |  |  |  |  |  |
|                   |               |           |  |                 |                |                |  |                 |                     |          |  | 197                  | A Appal achi an St.   | 73 85 |  |     |  |          |  |     |  |          |  |     |  |           |  |    |  |    |  |  |  |  |  |  |  |  |  |
|                   |               |           |  |                 |                |                |  |                 |                     |          |  | 218                  | A Gardner-Webb        | 50 74 |  |     |  |          |  |     |  |          |  |     |  |           |  |    |  |    |  |  |  |  |  |  |  |  |  |
|                   |               |           |  |                 |                |                |  |                 |                     |          |  | 218                  | H Gardner-Webb        | 68 72 |  |     |  |          |  |     |  |          |  |     |  |           |  |    |  |    |  |  |  |  |  |  |  |  |  |
|                   |               |           |  |                 |                |                |  |                 |                     |          |  | 250                  | H Eastern Ky.         | 81 74 |  |     |  |          |  |     |  |          |  |     |  |           |  |    |  |    |  |  |  |  |  |  |  |  |  |
|                   |               |           |  |                 |                |                |  |                 |                     |          |  | 252                  | A Mercer              | 57 61 |  |     |  |          |  |     |  |          |  |     |  |           |  |    |  |    |  |  |  |  |  |  |  |  |  |
|                   |               |           |  |                 |                |                |  |                 |                     |          |  | 252                  | H Mercer              | 62 47 |  |     |  |          |  |     |  |          |  |     |  |           |  |    |  |    |  |  |  |  |  |  |  |  |  |
|                   |               |           |  |                 |                |                |  |                 |                     |          |  | 252                  | N Mercer              | 56 59 |  |     |  |          |  |     |  |          |  |     |  |           |  |    |  |    |  |  |  |  |  |  |  |  |  |
|                   |               |           |  |                 |                |                |  |                 |                     |          |  | 259                  | A Campbel l           | 56 36 |  |     |  |          |  |     |  |          |  |     |  |           |  |    |  |    |  |  |  |  |  |  |  |  |  |
|                   |               |           |  |                 |                |                |  |                 |                     |          |  | 259                  | H Campbel l           | 73 63 |  |     |  |          |  |     |  |          |  |     |  |           |  |    |  |    |  |  |  |  |  |  |  |  |  |
|                   |               |           |  |                 |                |                |  |                 |                     |          |  | 260                  | A North Fla.          | 80 59 |  |     |  |          |  |     |  |          |  |     |  |           |  |    |  |    |  |  |  |  |  |  |  |  |  |
|                   |               |           |  |                 |                |                |  |                 |                     |          |  | 260                  | H North Fla.          | 82 52 |  |     |  |          |  |     |  |          |  |     |  |           |  |    |  |    |  |  |  |  |  |  |  |  |  |
|                   |               |           |  |                 |                |                |  |                 |                     |          |  | 267                  | A Col . of Charleston | 59 55 |  |     |  |          |  |     |  |          |  |     |  |           |  |    |  |    |  |  |  |  |  |  |  |  |  |
|                   |               |           |  |                 |                |                |  |                 |                     |          |  | 273                  | A Stetson             | 61 51 |  |     |  |          |  |     |  |          |  |     |  |           |  |    |  |    |  |  |  |  |  |  |  |  |  |
|                   |               |           |  |                 |                |                |  |                 |                     |          |  | 273                  | H Stetson             | 80 59 |  |     |  |          |  |     |  |          |  |     |  |           |  |    |  |    |  |  |  |  |  |  |  |  |  |
|                   |               |           |  |                 |                |                |  |                 |                     |          |  | 298                  | A Jacksonville        | 84 72 |  |     |  |          |  |     |  |          |  |     |  |           |  |    |  |    |  |  |  |  |  |  |  |  |  |
|                   |               |           |  |                 |                |                |  |                 |                     |          |  | 298                  | H Jacksonville        | 74 53 |  |     |  |          |  |     |  |          |  |     |  |           |  |    |  |    |  |  |  |  |  |  |  |  |  |
|                   |               |           |  |                 |                |                |  |                 |                     |          |  | 312                  | A Li pscomb           | 85 59 |  |     |  |          |  |     |  |          |  |     |  |           |  |    |  |    |  |  |  |  |  |  |  |  |  |
|                   |               |           |  |                 |                |                |  |                 |                     |          |  | 312                  | H Li pscomb           | 74 50 |  |     |  |          |  |     |  |          |  |     |  |           |  |    |  |    |  |  |  |  |  |  |  |  |  |
|                   |               |           |  |                 |                |                |  |                 |                     |          |  | 325                  | A Kennesaw St.        | 69 55 |  |     |  |          |  |     |  |          |  |     |  |           |  |    |  |    |  |  |  |  |  |  |  |  |  |
|                   |               |           |  |                 |                |                |  |                 |                     |          |  | 325                  | H Kennesaw St.        | 74 66 |  |     |  |          |  |     |  |          |  |     |  |           |  |    |  |    |  |  |  |  |  |  |  |  |  |
|                   |               |           |  | LAST 10 Div     |                |                |  | sion I GAMES:   |                     |          |  |                      |                       |       |  |     |  |          |  |     |  |          |  |     |  |           |  |    |  |    |  |  |  |  |  |  |  |  |  |
|                   |               |           |  | 252             | N Mercer       | 56 59          |  | 125             | A Belmont           | 50 70    |  |                      |                       |       |  |     |  |          |  |     |  |          |  |     |  |           |  |    |  |    |  |  |  |  |  |  |  |  |  |
|                   |               |           |  | 259             | A Campbel l    | 56 36          |  | 312             | A Li pscomb         | 85 59    |  |                      |                       |       |  |     |  |          |  |     |  |          |  |     |  |           |  |    |  |    |  |  |  |  |  |  |  |  |  |
|                   |               |           |  | 218             | A Gardner-Webb | 50 74          |  | 260             | H North Fla.        | 82 52    |  |                      |                       |       |  |     |  |          |  |     |  |          |  |     |  |           |  |    |  |    |  |  |  |  |  |  |  |  |  |
|                   |               |           |  | 273             | H Stetson      | 80 59          |  | 298             | H Jacksonville      | 74 53    |  |                      |                       |       |  |     |  |          |  |     |  |          |  |     |  |           |  |    |  |    |  |  |  |  |  |  |  |  |  |
|                   |               |           |  | 252             | H Mercer       | 62 47          |  | 135             | A Fla. Atlantic     | 76 85    |  |                      |                       |       |  |     |  |          |  |     |  |          |  |     |  |           |  |    |  |    |  |  |  |  |  |  |  |  |  |

### Non-Div l Games:

East Tenn. St.

Loss, Non-Conf, S Site, H Home A Away N Neutral

| Average RPI Win: 222      |                        | WON-LOST RECORD | WINNING PCT. RANK | LAST 10 GAMES     | STRENGTH OF SCHEDULE | OPP. STRENGTH OF SCHEDULE | TEAM RPI         | ADJ. RPI | CONF. RPI | ADJ CONF. RPI    |       |
|---------------------------|------------------------|-----------------|-------------------|-------------------|----------------------|---------------------------|------------------|----------|-----------|------------------|-------|
| DIV. I ONLY               |                        | 10- 19          | 244               | 2- 8              | 230                  | 226                       | 260              | 256      | 22        | 22               |       |
| DIV. I NON-CONF.          |                        | 1- 7            | 303               | 0- 0              | 163                  | 135                       | 284              | 282      | 23        | 22               |       |
| TOTALS                    |                        | RPI 1-25        | RPI 26-50         | W-L RECORDS       | RPI 51-100           | RPI 100+                  |                  |          |           |                  |       |
| 10- 19                    |                        | 0- 0            | 0- 1              | OVERALL           | 1- 5                 | 9- 13                     |                  |          |           |                  |       |
| 6- 5                      |                        | 0- 0            | 0- 0              | HOME              | 1- 1                 | 5- 4                      |                  |          |           |                  |       |
| 4- 13                     |                        | 0- 0            | 0- 0              | AWAY              | 0- 4                 | 4- 9                      |                  |          |           |                  |       |
| 0- 1                      |                        | 0- 0            | 0- 1              | NEUTRAL           | 0- 0                 | 0- 0                      |                  |          |           |                  |       |
| 1- 7                      |                        | 0- 0            | 0- 1              | NON-CONFERENCE    | 0- 1                 | 1- 5                      |                  |          |           |                  |       |
| 0- 1                      |                        | 0- 0            | 0- 0              | HOME              | 0- 0                 | 0- 1                      |                  |          |           |                  |       |
| 1- 5                      |                        | 0- 0            | 0- 0              | AWAY              | 0- 1                 | 1- 4                      |                  |          |           |                  |       |
| 0- 1                      |                        | 0- 0            | 0- 1              | NEUTRAL           | 0- 0                 | 0- 0                      |                  |          |           |                  |       |
| 9- 12                     |                        | 0- 0            | 0- 0              | CONFERENCE        | 1- 4                 | 8- 8                      |                  |          |           |                  |       |
| 6- 4                      |                        | 0- 0            | 0- 0              | HOME              | 1- 1                 | 5- 3                      |                  |          |           |                  |       |
| 3- 8                      |                        | 0- 0            | 0- 0              | AWAY              | 0- 3                 | 3- 5                      |                  |          |           |                  |       |
| 0- 0                      |                        | 0- 0            | 0- 0              | NEUTRAL           | 0- 0                 | 0- 0                      |                  |          |           |                  |       |
| RPI 1-25                  |                        | RPI 26-50       |                   | RPI 51-100        |                      | Team's RPI: 256           |                  |          |           |                  |       |
| RPI S                     | Opponent               | Score           | RPI S             | Opponent          | Score                | RPI S                     | Opponent         | Score    | RPI S     | Opponent         | Score |
| 43 N                      | Southern Cal i forni a | 53 68           | 74 A              | Ci nci nnati      | 48 82                | 101 A                     | Hawai i          | 58 64    | 101 A     | Samford          | 67 56 |
|                           |                        |                 | 78 A              | Tennessee Tech    | 67 78                | 109 A                     | Samford          | 74 76    | 109 H     | Samford          | 74 76 |
|                           |                        |                 | 78 A              | Tennessee Tech    | 69 83                | 130 A                     | Wi sconsi n      | 48 75    | 151 A     | IUPUI            | 70 63 |
|                           |                        |                 | 78 H              | Tennessee Tech    | 54 62                | 174 A                     | Austin Peay      | 62 64    | 174 H     | Austin Peay      | 46 55 |
|                           |                        |                 | 88 A              | Southeast Mo. St. | 76 84                | 192 A                     | Ill. -Chi cago   | 77 86    | 193 H     | Butler           | 78 80 |
|                           |                        |                 | 88 H              | Southeast Mo. St. | 70 61                | 207 A                     | Morehead St.     | 55 56    | 207 H     | Morehead St.     | 69 68 |
|                           |                        |                 |                   |                   |                      | 213 A                     | Murray St.       | 52 72    | 213 H     | Murray St.       | 72 68 |
|                           |                        |                 |                   |                   |                      | 250 A                     | Eastern Ky.      | 78 71    | 250 H     | Eastern Ky.      | 85 76 |
|                           |                        |                 |                   |                   |                      | 263 A                     | Jacksonville St. | 72 82    | 263 H     | Jacksonville St. | 60 67 |
|                           |                        |                 |                   |                   |                      | 287 A                     | Charleston So.   | 64 75    | 296 A     | Tenn. -Martin    | 64 70 |
|                           |                        |                 |                   |                   |                      | 296 H                     | Tenn. -Martin    | 67 58    | 329 A     | Tennessee St.    | 77 62 |
|                           |                        |                 |                   |                   |                      | 329 H                     | Tennessee St.    | 106 68   |           |                  |       |
| LAST 10 Division I GAMES: |                        |                 |                   |                   |                      |                           |                  |          |           |                  |       |
| 78 A                      | Tennessee Tech         | 69 83           | 296 A             | Tenn. -Martin     | 64 70                |                           |                  |          |           |                  |       |
| 109 H                     | Samford                | 74 76           | 174 H             | Austin Peay       | 46 55                |                           |                  |          |           |                  |       |
| 263 H                     | Jacksonville St.       | 60 67           | 109 A             | Samford           | 67 56                |                           |                  |          |           |                  |       |
| 213 A                     | Murray St.             | 52 72           | 263 A             | Jacksonville St.  | 72 82                |                           |                  |          |           |                  |       |
| 88 A                      | Southeast Mo. St.      | 76 84           | 207 H             | Morehead St.      | 69 68                |                           |                  |          |           |                  |       |

Non-Di v I Games:

Eastern Ill.

■ Loss, 
 ■ Non-Conf, 
 ■ S Site, 
 ■ H Home 
 ■ A Away 
 N Neutral

|                           |            |           |           |                     |                |          |                     |                  |          |                    |       |      |       |           |
|---------------------------|------------|-----------|-----------|---------------------|----------------|----------|---------------------|------------------|----------|--------------------|-------|------|-------|-----------|
| Average RPI Win:          |            | 259       | WON-LOST  |                     | WINNING        | LAST 10  |                     | STRENGTH OF      |          | OPP. STRENGTH      | TEAM  | ADJ. | CONF. | ADJ CONF. |
| Average RPI Loss:         |            | 136       | RECORD    |                     | PCT. RANK      | GAMES    |                     | SCHEDULE         |          | OF SCHEDULE        | RPI   | RPI  | RPI   | RPI       |
| DIV. I ONLY               |            | 7- 20     | 288       |                     | 3- 7           |          | 108                 |                  | 234      |                    | 251   | 250  | 22    | 22        |
| DIV. I NON-CONF.          |            | 0- 7      | 322       |                     | 0- 0           |          | 3                   |                  | 80       |                    | 168   | 166  | 23    | 22        |
| TOTALS                    |            | RPI 1-25  | RPI 26-50 |                     | W-L RECORDS    |          | RPI 51-100          |                  | RPI 100+ |                    |       |      |       |           |
| 7- 20                     |            | 0- 1      | 0- 1      |                     | OVERALL        |          | 0- 7                |                  | 7- 11    |                    |       |      |       |           |
| 4- 8                      |            | 0- 0      | 0- 1      |                     | HOME           |          | 0- 2                |                  | 4- 5     |                    |       |      |       |           |
| 3- 11                     |            | 0- 1      | 0- 0      |                     | AWAY           |          | 0- 4                |                  | 3- 6     |                    |       |      |       |           |
| 0- 1                      |            | 0- 0      | 0- 0      |                     | NEUTRAL        |          | 0- 1                |                  | 0- 0     |                    |       |      |       |           |
| 0- 7                      |            | 0- 1      | 0- 1      |                     | NON-CONFERENCE |          | 0- 3                |                  | 0- 2     |                    |       |      |       |           |
| 0- 2                      |            | 0- 0      | 0- 1      |                     | HOME           |          | 0- 0                |                  | 0- 1     |                    |       |      |       |           |
| 0- 4                      |            | 0- 1      | 0- 0      |                     | AWAY           |          | 0- 2                |                  | 0- 1     |                    |       |      |       |           |
| 0- 1                      |            | 0- 0      | 0- 0      |                     | NEUTRAL        |          | 0- 1                |                  | 0- 0     |                    |       |      |       |           |
| 7- 13                     |            | 0- 0      | 0- 0      |                     | CONFERENCE     |          | 0- 4                |                  | 7- 9     |                    |       |      |       |           |
| 4- 6                      |            | 0- 0      | 0- 0      |                     | HOME           |          | 0- 2                |                  | 4- 4     |                    |       |      |       |           |
| 3- 7                      |            | 0- 0      | 0- 0      |                     | AWAY           |          | 0- 2                |                  | 3- 5     |                    |       |      |       |           |
| 0- 0                      |            | 0- 0      | 0- 0      |                     | NEUTRAL        |          | 0- 0                |                  | 0- 0     |                    |       |      |       |           |
| RPI 1-25                  |            | RPI 26-50 |           | RPI 51-100          |                | RPI 101+ |                     | Team's RPI: 250  |          |                    |       |      |       |           |
| RPI S                     | Opponent   | Score     | RPI S     | Opponent            | Score          | RPI S    | Opponent            | Score            | RPI S    | Opponent           | Score |      |       |           |
| 8                         | A Ohio St. | 38 85     | 47        | H Indiana St.       | 81 96          | 51       | A Xavi er           | 49 82            | 109      | A Samford          | 59 75 |      |       |           |
|                           |            |           |           |                     |                | 53       | N Loui svi l l e    | 45 75            | 109      | H Samford          | 68 71 |      |       |           |
|                           |            |           |           |                     |                | 62       | A Mi ddl e Tenn.    | 66 77            | 125      | H Bel mont         | 82 86 |      |       |           |
|                           |            |           |           |                     |                | 78       | A Tennessee Tech    | 48 73            | 161      | A East Tenn. St.   | 74 81 |      |       |           |
|                           |            |           |           |                     |                | 78       | H Tennessee Tech    | 61 72            | 174      | A Austin Peay      | 64 61 |      |       |           |
|                           |            |           |           |                     |                | 88       | A Southeast Mo. St. | 78 84            | 174      | H Austin Peay      | 55 69 |      |       |           |
|                           |            |           |           |                     |                | 88       | H Southeast Mo. St. | 86 87            | 207      | A Morehead St.     | 58 62 |      |       |           |
|                           |            |           |           |                     |                |          |                     |                  | 207      | H Morehead St.     | 67 60 |      |       |           |
|                           |            |           |           |                     |                |          |                     |                  | 213      | A Murray St.       | 75 70 |      |       |           |
|                           |            |           |           |                     |                |          |                     |                  | 213      | H Murray St.       | 71 79 |      |       |           |
|                           |            |           |           |                     |                |          |                     |                  | 256      | A Eastern Ill.     | 76 85 |      |       |           |
|                           |            |           |           |                     |                |          |                     |                  | 256      | H Eastern Ill.     | 71 78 |      |       |           |
|                           |            |           |           |                     |                |          |                     |                  | 263      | A Jacksonville St. | 77 79 |      |       |           |
|                           |            |           |           |                     |                |          |                     |                  | 263      | H Jacksonville St. | 87 77 |      |       |           |
|                           |            |           |           |                     |                |          |                     |                  | 296      | A Tenn. -Martin    | 49 58 |      |       |           |
|                           |            |           |           |                     |                |          |                     |                  | 296      | H Tenn. -Martin    | 60 58 |      |       |           |
|                           |            |           |           |                     |                |          |                     |                  | 329      | A Tennessee St.    | 68 63 |      |       |           |
|                           |            |           |           |                     |                |          |                     |                  | 329      | H Tennessee St.    | 78 68 |      |       |           |
| LAST 10 Division I GAMES: |            |           |           |                     |                |          |                     |                  |          |                    |       |      |       |           |
|                           |            |           | 329       | H Tennessee St.     | 78 68          |          | 213                 | H Murray St.     | 71 79    |                    |       |      |       |           |
|                           |            |           | 174       | H Austin Peay       | 55 69          |          | 207                 | H Morehead St.   | 67 60    |                    |       |      |       |           |
|                           |            |           | 109       | A Samford           | 59 75          |          | 78                  | A Tennessee Tech | 48 73    |                    |       |      |       |           |
|                           |            |           | 263       | A Jacksonville St.  | 77 79          |          | 296                 | A Tenn. -Martin  | 49 58    |                    |       |      |       |           |
|                           |            |           | 88        | H Southeast Mo. St. | 86 87          |          | 329                 | A Tennessee St.  | 68 63    |                    |       |      |       |           |

Non-Div I Games:

Eastern Ky.

| Average RPI Win: 199 |          | WON-LOST RECORD |    | WINNING PCT. RANK         |               | LAST 10 GAMES  |    | STRENGTH OF SCHEDULE |          | OPP. STRENGTH OF SCHEDULE |    | TEAM RPI |          | ADJ. RPI |         | CONF. RPI          |    | ADJ CONF. RPI |  |  |  |  |  |
|----------------------|----------|-----------------|----|---------------------------|---------------|----------------|----|----------------------|----------|---------------------------|----|----------|----------|----------|---------|--------------------|----|---------------|--|--|--|--|--|
| DIV. I ONLY          |          | 22- 8           |    | 36                        |               | 8- 2           |    | 121                  |          | 152                       |    | 70       |          | 72       |         | 16                 |    | 16            |  |  |  |  |  |
| DIV. I NON-CONF.     |          | 6- 6            |    | 144                       |               | 0- 1           |    | 130                  |          | 112                       |    | 133      |          | 134      |         | 16                 |    | 16            |  |  |  |  |  |
| TOTALS               |          | RPI 1-25        |    | RPI 26-50                 |               | W-L RECORDS    |    | RPI 51-100           |          | RPI 100+                  |    |          |          |          |         |                    |    |               |  |  |  |  |  |
| 22- 8                |          | 0- 2            |    | 0- 2                      |               | OVERALL        |    | 1- 2                 |          | 21- 2                     |    |          |          |          |         |                    |    |               |  |  |  |  |  |
| 13- 2                |          | 0- 1            |    | 0- 0                      |               | HOME           |    | 1- 1                 |          | 12- 0                     |    |          |          |          |         |                    |    |               |  |  |  |  |  |
| 8- 2                 |          | 0- 0            |    | 0- 2                      |               | AWAY           |    | 0- 0                 |          | 8- 0                      |    |          |          |          |         |                    |    |               |  |  |  |  |  |
| 1- 4                 |          | 0- 1            |    | 0- 0                      |               | NEUTRAL        |    | 0- 1                 |          | 1- 2                      |    |          |          |          |         |                    |    |               |  |  |  |  |  |
| 6- 6                 |          | 0- 2            |    | 0- 1                      |               | NON-CONFERENCE |    | 0- 1                 |          | 6- 2                      |    |          |          |          |         |                    |    |               |  |  |  |  |  |
| 5- 2                 |          | 0- 1            |    | 0- 0                      |               | HOME           |    | 0- 1                 |          | 5- 0                      |    |          |          |          |         |                    |    |               |  |  |  |  |  |
| 1- 1                 |          | 0- 0            |    | 0- 1                      |               | AWAY           |    | 0- 0                 |          | 1- 0                      |    |          |          |          |         |                    |    |               |  |  |  |  |  |
| 0- 3                 |          | 0- 1            |    | 0- 0                      |               | NEUTRAL        |    | 0- 0                 |          | 0- 2                      |    |          |          |          |         |                    |    |               |  |  |  |  |  |
| 16- 2                |          | 0- 0            |    | 0- 1                      |               | CONFERENCE     |    | 1- 1                 |          | 15- 0                     |    |          |          |          |         |                    |    |               |  |  |  |  |  |
| 8- 0                 |          | 0- 0            |    | 0- 0                      |               | HOME           |    | 1- 0                 |          | 7- 0                      |    |          |          |          |         |                    |    |               |  |  |  |  |  |
| 7- 1                 |          | 0- 0            |    | 0- 1                      |               | AWAY           |    | 0- 0                 |          | 7- 0                      |    |          |          |          |         |                    |    |               |  |  |  |  |  |
| 1- 1                 |          | 0- 0            |    | 0- 0                      |               | NEUTRAL        |    | 0- 1                 |          | 1- 0                      |    |          |          |          |         |                    |    |               |  |  |  |  |  |
| RPI 1-25             |          | Score           |    | RPI 26-50                 |               | Score          |    | RPI 51-100           |          | Team's RPI: 72            |    | RPI 101+ |          | Score    |         |                    |    |               |  |  |  |  |  |
| RPI S                | Opponent | Score           |    | RPI S                     | Opponent      | Score          |    | RPI S                | Opponent | Score                     |    | RPI S    | Opponent | Score    |         |                    |    |               |  |  |  |  |  |
| 13 N                 | DePaul   | 49              | 64 | 41 A                      | Bowling Green | 69             | 76 | 54 H                 | Indiana  | 64                        | 70 | 121 A    | Ball St. | 66       | 58      |                    |    |               |  |  |  |  |  |
| 15 H                 | Utah     | 67              | 72 | 47 A                      | Indiana St.   | 57             | 79 | 93 H                 | Kent St. | 65                        | 55 | 121 H    | Ball St. | 69       | 58      |                    |    |               |  |  |  |  |  |
|                      |          |                 |    |                           |               |                |    | 93 N Kent St.        |          |                           |    | 56       | 70       | 127 A    | Oakland | 73                 | 48 |               |  |  |  |  |  |
|                      |          |                 |    |                           |               |                |    |                      |          |                           |    | 129 H    |          |          |         | Canisius           | 70 | 44            |  |  |  |  |  |
|                      |          |                 |    |                           |               |                |    |                      |          |                           |    | 147 A    |          |          |         | Western Mich.      | 64 | 57            |  |  |  |  |  |
|                      |          |                 |    |                           |               |                |    |                      |          |                           |    | 147 H    |          |          |         | Western Mich.      | 71 | 55            |  |  |  |  |  |
|                      |          |                 |    |                           |               |                |    |                      |          |                           |    | 164 A    |          |          |         | Northern Ill.      | 63 | 37            |  |  |  |  |  |
|                      |          |                 |    |                           |               |                |    |                      |          |                           |    | 164 H    |          |          |         | Northern Ill.      | 73 | 59            |  |  |  |  |  |
|                      |          |                 |    |                           |               |                |    |                      |          |                           |    | 175 H    |          |          |         | Massachusetts      | 63 | 45            |  |  |  |  |  |
|                      |          |                 |    |                           |               |                |    |                      |          |                           |    | 177 N    |          |          |         | Idaho St.          | 61 | 78            |  |  |  |  |  |
|                      |          |                 |    |                           |               |                |    |                      |          |                           |    | 188 A    |          |          |         | Central Mich.      | 58 | 45            |  |  |  |  |  |
|                      |          |                 |    |                           |               |                |    |                      |          |                           |    | 188 H    |          |          |         | Central Mich.      | 59 | 51            |  |  |  |  |  |
|                      |          |                 |    |                           |               |                |    |                      |          |                           |    | 201 A    |          |          |         | Toledo             | 73 | 49            |  |  |  |  |  |
|                      |          |                 |    |                           |               |                |    |                      |          |                           |    | 201 H    |          |          |         | Toledo             | 68 | 40            |  |  |  |  |  |
|                      |          |                 |    |                           |               |                |    |                      |          |                           |    | 246 A    |          |          |         | Buffalo            | 56 | 41            |  |  |  |  |  |
|                      |          |                 |    |                           |               |                |    |                      |          |                           |    | 266 A    |          |          |         | Ohio               | 62 | 56            |  |  |  |  |  |
|                      |          |                 |    |                           |               |                |    |                      |          |                           |    | 266 N    |          |          |         | Ohio               | 76 | 66            |  |  |  |  |  |
|                      |          |                 |    |                           |               |                |    |                      |          |                           |    | 274 H    |          |          |         | Central Conn. St.  | 58 | 49            |  |  |  |  |  |
|                      |          |                 |    |                           |               |                |    |                      |          |                           |    | 275 H    |          |          |         | Youngstown St.     | 69 | 48            |  |  |  |  |  |
|                      |          |                 |    |                           |               |                |    |                      |          |                           |    | 279 N    |          |          |         | Cal St. Northridge | 59 | 69            |  |  |  |  |  |
|                      |          |                 |    |                           |               |                |    |                      |          |                           |    | 280 H    |          |          |         | St. Louis          | 67 | 59            |  |  |  |  |  |
|                      |          |                 |    |                           |               |                |    |                      |          |                           |    | 293 H    |          |          |         | Miami (Ohio)       | 78 | 55            |  |  |  |  |  |
|                      |          |                 |    |                           |               |                |    |                      |          |                           |    | 301 H    |          |          |         | Akron              | 68 | 51            |  |  |  |  |  |
|                      |          |                 |    | LAST 10 Division I GAMES: |               |                |    |                      |          |                           |    |          |          |          |         |                    |    |               |  |  |  |  |  |
|                      |          |                 |    | 47 A Indiana St.          |               |                |    | 57                   | 79       | 147 A Western Mich.       |    |          |          | 64       | 57      |                    |    |               |  |  |  |  |  |
|                      |          |                 |    | 93 N Kent St.             |               |                |    | 56                   | 70       | 201 A Toledo              |    |          |          | 73       | 49      |                    |    |               |  |  |  |  |  |
|                      |          |                 |    | 266 N Ohio                |               |                |    | 76                   | 66       | 164 A Northern Ill.       |    |          |          | 63       | 37      |                    |    |               |  |  |  |  |  |
|                      |          |                 |    | 188 H Central Mich.       |               |                |    | 59                   | 51       | 293 H Miami (Ohio)        |    |          |          | 78       | 55      |                    |    |               |  |  |  |  |  |
|                      |          |                 |    | 121 H Ball St.            |               |                |    | 69                   | 58       | 266 A Ohio                |    |          |          | 62       | 56      |                    |    |               |  |  |  |  |  |

Eastern Mich.

Eastern Mich.

Non-Div I Games:

Eastern Mich.

Loss, 
Non-Conf, S Site, 
H Home
A Away 
N Neutral



|                             |                    |           |                 |                   |                   |               |                     |                      |                           |                     |          |           |               |
|-----------------------------|--------------------|-----------|-----------------|-------------------|-------------------|---------------|---------------------|----------------------|---------------------------|---------------------|----------|-----------|---------------|
| Through Games Of 2008 Final |                    |           |                 |                   |                   |               |                     |                      |                           |                     |          |           |               |
| Average RPI Win:            |                    | 264       | WON-LOST RECORD |                   | WINNING PCT. RANK | LAST 10 GAMES |                     | STRENGTH OF SCHEDULE | OPP. STRENGTH OF SCHEDULE | TEAM RPI            | ADJ. RPI | CONF. RPI | ADJ CONF. RPI |
| DIV. I ONLY                 |                    | 10- 16    | 225             |                   | 3- 7              | 215           |                     | 213                  | 231                       | 231                 | 21       | 21        |               |
| DIV. I NON-CONF.            |                    | 3- 4      | 191             |                   | 0- 0              | 108           |                     | 83                   | 147                       | 147                 | 19       | 19        |               |
| <hr/>                       |                    |           |                 |                   |                   |               |                     |                      |                           |                     |          |           |               |
| TOTALS                      |                    | RPI 1-25  | RPI 26-50       |                   | W-L RECORDS       |               | RPI 51-100          |                      | RPI 100+                  |                     |          |           |               |
| 10- 16                      |                    | 0- 1      | 0- 2            |                   | OVERALL           |               | 0- 3                |                      | 10- 10                    |                     |          |           |               |
| 5- 5                        |                    | 0- 0      | 0- 1            |                   | HOME              |               | 0- 0                |                      | 5- 4                      |                     |          |           |               |
| 4- 9                        |                    | 0- 1      | 0- 1            |                   | AWAY              |               | 0- 2                |                      | 4- 5                      |                     |          |           |               |
| 1- 2                        |                    | 0- 0      | 0- 0            |                   | NEUTRAL           |               | 0- 1                |                      | 1- 1                      |                     |          |           |               |
| 3- 4                        |                    | 0- 1      | 0- 0            |                   | NON-CONFERENCE    |               | 0- 3                |                      | 3- 0                      |                     |          |           |               |
| 1- 0                        |                    | 0- 0      | 0- 0            |                   | HOME              |               | 0- 0                |                      | 1- 0                      |                     |          |           |               |
| 1- 3                        |                    | 0- 1      | 0- 0            |                   | AWAY              |               | 0- 2                |                      | 1- 0                      |                     |          |           |               |
| 1- 1                        |                    | 0- 0      | 0- 0            |                   | NEUTRAL           |               | 0- 1                |                      | 1- 0                      |                     |          |           |               |
| 7- 12                       |                    | 0- 0      | 0- 2            |                   | CONFERENCE        |               | 0- 0                |                      | 7- 10                     |                     |          |           |               |
| 4- 5                        |                    | 0- 0      | 0- 1            |                   | HOME              |               | 0- 0                |                      | 4- 4                      |                     |          |           |               |
| 3- 6                        |                    | 0- 0      | 0- 1            |                   | AWAY              |               | 0- 0                |                      | 3- 5                      |                     |          |           |               |
| 0- 1                        |                    | 0- 0      | 0- 0            |                   | NEUTRAL           |               | 0- 0                |                      | 0- 1                      |                     |          |           |               |
| <hr/>                       |                    |           |                 |                   |                   |               |                     |                      |                           |                     |          |           |               |
| RPI 1-25                    |                    | RPI 26-50 |                 | RPI 51-100        |                   | RPI 101+      |                     | Team's RPI : 231     |                           |                     |          |           |               |
| RPI S                       | Opponent           | Score     | RPI S           | Opponent          | Score             | RPI S         | Opponent            | Score                | RPI S                     | Opponent            | Score    |           |               |
| 11 A                        | North Carolina St. | 43 73     | 39 A            | Chattanooga       | 47 77             | 51 A          | Xavi er             | 51 62                | 139 A                     | UNC Greensboro      | 45 53    |           |               |
|                             |                    |           | 39 H            | Chattanooga       | 36 49             | 87 A          | Hi gh Poi nt        | 57 65                | 139 H                     | UNC Greensboro      | 35 56    |           |               |
|                             |                    |           |                 |                   |                   | 93 N          | Kent St.            | 54 57                | 141 A                     | Davi dson           | 41 54    |           |               |
|                             |                    |           |                 |                   |                   |               |                     |                      | 141 H                     | Davi dson           | 47 60    |           |               |
|                             |                    |           |                 |                   |                   |               |                     |                      | 141 N                     | Davi dson           | 53 55    |           |               |
|                             |                    |           |                 |                   |                   |               |                     |                      | 189 N                     | Southern Mi ss.     | 59 57    |           |               |
|                             |                    |           |                 |                   |                   |               |                     |                      | 197 A                     | Appal achi an St.   | 63 66    |           |               |
|                             |                    |           |                 |                   |                   |               |                     |                      | 197 H                     | Appal achi an St.   | 53 61    |           |               |
|                             |                    |           |                 |                   |                   |               |                     |                      | 241 A                     | Western Caro.       | 85 72    |           |               |
|                             |                    |           |                 |                   |                   |               |                     |                      | 241 H                     | Western Caro.       | 48 56    |           |               |
|                             |                    |           |                 |                   |                   |               |                     |                      | 245 A                     | Ga. Southern        | 58 64    |           |               |
|                             |                    |           |                 |                   |                   |               |                     |                      | 245 H                     | Ga. Southern        | 58 48    |           |               |
|                             |                    |           |                 |                   |                   |               |                     |                      | 258 A                     | Longwood            | 62 61    |           |               |
|                             |                    |           |                 |                   |                   |               |                     |                      | 267 A                     | Col . of Charleston | 50 39    |           |               |
|                             |                    |           |                 |                   |                   |               |                     |                      | 267 H                     | Col . of Charleston | 65 44    |           |               |
|                             |                    |           |                 |                   |                   |               |                     |                      | 281 A                     | Furman              | 50 47    |           |               |
|                             |                    |           |                 |                   |                   |               |                     |                      | 281 H                     | Furman              | 61 56    |           |               |
|                             |                    |           |                 |                   |                   |               |                     |                      | 295 H                     | N. C. A&T           | 75 70    |           |               |
|                             |                    |           |                 |                   |                   |               |                     |                      | 314 A                     | Wofford             | 44 49    |           |               |
|                             |                    |           |                 |                   |                   |               |                     |                      | 314 H                     | Wofford             | 63 43    |           |               |
| <hr/>                       |                    |           |                 |                   |                   |               |                     |                      |                           |                     |          |           |               |
| LAST 10 Division I GAMES:   |                    |           |                 |                   |                   |               |                     |                      |                           |                     |          |           |               |
|                             |                    |           | 141 N           | Davi dson         | 53 55             | 267 A         | Col . of Charleston | 50 39                |                           |                     |          |           |               |
|                             |                    |           | 197 H           | Appal achi an St. | 53 61             | 314 A         | Wofford             | 44 49                |                           |                     |          |           |               |
|                             |                    |           | 281 A           | Furman            | 50 47             | 245 H         | Ga. Southern        | 58 48                |                           |                     |          |           |               |
|                             |                    |           | 139 A           | UNC Greensboro    | 45 53             | 241 H         | Western Caro.       | 48 56                |                           |                     |          |           |               |
|                             |                    |           | 141 H           | Davi dson         | 47 60             | 39 A          | Chattanooga         | 47 77                |                           |                     |          |           |               |

|           |                     |    |    |          |    |    |
|-----------|---------------------|----|----|----------|----|----|
| Non-Div I | Games: UNC Pembroke | 64 | 54 | Guilford | 83 | 32 |
|-----------|---------------------|----|----|----------|----|----|

El on

■ Loss, ■ Non-Conf, S Site, H Home A Away N Neutral

Page 79

E  
l  
o  
n

E  
l  
o  
n

| Average RPI Win: 179 |                 | WON-LOST  | WINNING     | LAST 10         | STRENGTH OF | OPP. STRENGTH  | TEAM             | ADJ.     | CONF. | ADJ CONF.        |       |
|----------------------|-----------------|-----------|-------------|-----------------|-------------|----------------|------------------|----------|-------|------------------|-------|
| Average RPI Loss: 97 |                 | RECORD    | PCT. RANK   | GAMES           | SCHEDULE    | OF SCHEDULE    | RPI              | RPI      | RPI   | RPI              |       |
| DIV. I ONLY          |                 | 15- 13    | 138         | 6- 4            | 72          | 133            | 98               | 97       | 12    | 12               |       |
| DIV. I NON-CONF.     |                 | 3- 5      | 215         | 0- 0            | 37          | 137            | 122              | 119      | 11    | 11               |       |
| TOTALS               |                 | RPI 1-25  | RPI 26-50   | W-L RECORDS     | RPI 51-100  | RPI 100+       |                  |          |       |                  |       |
| 15- 13               |                 | 0- 1      | 0- 4        | OVERALL         | 1- 2        | 14- 6          |                  |          |       |                  |       |
| 9- 3                 |                 | 0- 0      | 0- 2        | HOME            | 1- 0        | 8- 1           |                  |          |       |                  |       |
| 5- 9                 |                 | 0- 1      | 0- 1        | AWAY            | 0- 2        | 5- 5           |                  |          |       |                  |       |
| 1- 1                 |                 | 0- 0      | 0- 1        | NEUTRAL         | 0- 0        | 1- 0           |                  |          |       |                  |       |
| 3- 5                 |                 | 0- 1      | 0- 1        | NON-CONFERENCE  | 0- 1        | 3- 2           |                  |          |       |                  |       |
| 2- 1                 |                 | 0- 0      | 0- 1        | HOME            | 0- 0        | 2- 0           |                  |          |       |                  |       |
| 1- 4                 |                 | 0- 1      | 0- 0        | AWAY            | 0- 1        | 1- 2           |                  |          |       |                  |       |
| 0- 0                 |                 | 0- 0      | 0- 0        | NEUTRAL         | 0- 0        | 0- 0           |                  |          |       |                  |       |
| 12- 8                |                 | 0- 0      | 0- 3        | CONFERENCE      | 1- 1        | 11- 4          |                  |          |       |                  |       |
| 7- 2                 |                 | 0- 0      | 0- 1        | HOME            | 1- 0        | 6- 1           |                  |          |       |                  |       |
| 4- 5                 |                 | 0- 0      | 0- 1        | AWAY            | 0- 1        | 4- 3           |                  |          |       |                  |       |
| 1- 1                 |                 | 0- 0      | 0- 1        | NEUTRAL         | 0- 0        | 1- 0           |                  |          |       |                  |       |
| RPI 1-25             |                 | RPI 26-50 |             | RPI 51-100      |             | Team's RPI: 97 |                  | RPI 101+ |       |                  |       |
| RPI S                | Opponent        | Score     | RPI S       | Opponent        | Score       | RPI S          | Opponent         | Score    | RPI S | Opponent         | Score |
| 19                   | A Virginia Tech | 59 79     | 47          | A Indiana St.   | 56 86       | 78             | A Tennessee Tech | 65 73    | 104   | A Drake          | 51 53 |
|                      |                 |           | 47          | H Indiana St.   | 69 79       | 91             | A Missouri St.   | 59 67    | 104   | H Drake          | 68 61 |
|                      |                 |           | 47          | N Indiana St.   | 65 81       | 91             | H Missouri St.   | 71 53    | 107   | A UNI            | 47 53 |
|                      |                 |           | 48          | H Marquette     | 46 54       |                |                  |          | 107   | H UNI            | 79 65 |
|                      |                 |           |             |                 |             |                |                  |          | 121   | A Ball St.       | 69 76 |
|                      |                 |           |             |                 |             |                |                  |          | 151   | H IUPUI          | 67 64 |
|                      |                 |           |             |                 |             |                |                  |          | 172   | A Radford        | 53 51 |
|                      |                 |           |             |                 |             |                |                  |          | 181   | A Illinois St.   | 78 62 |
|                      |                 |           |             |                 |             |                |                  |          | 181   | H Illinois St.   | 66 79 |
|                      |                 |           |             |                 |             |                |                  |          | 182   | A Wi chi ta St.  | 61 67 |
|                      |                 |           |             |                 |             |                |                  |          | 182   | H Wi chi ta St.  | 84 55 |
|                      |                 |           |             |                 |             |                |                  |          | 182   | N Wi chi ta St.  | 77 73 |
|                      |                 |           |             |                 |             |                |                  |          | 192   | H Ill. -Chi cago | 73 43 |
|                      |                 |           |             |                 |             |                |                  |          | 193   | A Butler         | 78 83 |
|                      |                 |           |             |                 |             |                |                  |          | 194   | A Southern Ill.  | 66 63 |
|                      |                 |           |             |                 |             |                |                  |          | 194   | H Southern Ill.  | 73 53 |
|                      |                 |           |             |                 |             |                |                  |          | 230   | A Bradl ey       | 51 49 |
|                      |                 |           |             |                 |             |                |                  |          | 230   | H Bradl ey       | 71 57 |
|                      |                 |           |             |                 |             |                |                  |          | 239   | A Crei ghton     | 78 73 |
|                      |                 |           |             |                 |             |                |                  |          | 239   | H Crei ghton     | 59 46 |
|                      |                 |           | LAST 10 Div |                 |             | sion I GAMES:  |                  |          |       |                  |       |
|                      |                 |           | 47          | N Indiana St.   | 65 81       | 239            | A Crei ghton     | 78 73    |       |                  |       |
|                      |                 |           | 182         | N Wi chi ta St. | 77 73       | 104            | A Drake          | 51 53    |       |                  |       |
|                      |                 |           | 47          | A Indiana St.   | 56 86       | 91             | H Mi ssouri St.  | 71 53    |       |                  |       |
|                      |                 |           | 181         | H Illinois St.  | 66 79       | 182            | H Wi chi ta St.  | 84 55    |       |                  |       |
|                      |                 |           | 194         | A Southern Ill. | 66 63       | 230            | A Bradl ey       | 51 49    |       |                  |       |

Non-Div I Games: Central Ark. 70 61

Evansville

Evansville

Evansville



| Average RPI Win: 244 |   |          |        | WON-LOST RECORD           |   | WINNING PCT. RANK |       | LAST 10 GAMES  |   | STRENGTH OF SCHEDULE |       | OPP. STRENGTH OF SCHEDULE |   | TEAM RPI     |       | ADJ. RPI |  | CONF. RPI |  | ADJ CONF. RPI |  |
|----------------------|---|----------|--------|---------------------------|---|-------------------|-------|----------------|---|----------------------|-------|---------------------------|---|--------------|-------|----------|--|-----------|--|---------------|--|
| DIV. I ONLY          |   |          |        | 11- 18                    |   | 227               |       | 2- 8           |   | 211                  |       | 210                       |   | 233          |       | 238      |  | 19        |  | 19            |  |
| DIV. I NON-CONF.     |   |          |        | 3- 6                      |   | 234               |       | 0- 0           |   | 139                  |       | 117                       |   | 203          |       | 204      |  | 18        |  | 18            |  |
| TOTALS               |   |          |        | RPI 1-25                  |   | RPI 26-50         |       | W-L RECORDS    |   | RPI 51-100           |       | RPI 100+                  |   |              |       |          |  |           |  |               |  |
| 11- 18               |   |          |        | 0- 1                      |   | 0- 2              |       | OVERALL        |   | 0- 2                 |       | 11- 13                    |   |              |       |          |  |           |  |               |  |
| 5- 7                 |   |          |        | 0- 0                      |   | 0- 1              |       | HOME           |   | 0- 1                 |       | 5- 5                      |   |              |       |          |  |           |  |               |  |
| 5- 9                 |   |          |        | 0- 1                      |   | 0- 1              |       | AWAY           |   | 0- 1                 |       | 5- 6                      |   |              |       |          |  |           |  |               |  |
| 1- 2                 |   |          |        | 0- 0                      |   | 0- 0              |       | NEUTRAL        |   | 0- 0                 |       | 1- 2                      |   |              |       |          |  |           |  |               |  |
| 3- 6                 |   |          |        | 0- 1                      |   | 0- 2              |       | NON-CONFERENCE |   | 0- 0                 |       | 3- 3                      |   |              |       |          |  |           |  |               |  |
| 1- 2                 |   |          |        | 0- 0                      |   | 0- 1              |       | HOME           |   | 0- 0                 |       | 1- 1                      |   |              |       |          |  |           |  |               |  |
| 2- 3                 |   |          |        | 0- 1                      |   | 0- 1              |       | AWAY           |   | 0- 0                 |       | 2- 1                      |   |              |       |          |  |           |  |               |  |
| 0- 1                 |   |          |        | 0- 0                      |   | 0- 0              |       | NEUTRAL        |   | 0- 0                 |       | 0- 1                      |   |              |       |          |  |           |  |               |  |
| 8- 12                |   |          |        | 0- 0                      |   | 0- 0              |       | CONFERENCE     |   | 0- 2                 |       | 8- 10                     |   |              |       |          |  |           |  |               |  |
| 4- 5                 |   |          |        | 0- 0                      |   | 0- 0              |       | HOME           |   | 0- 1                 |       | 4- 4                      |   |              |       |          |  |           |  |               |  |
| 3- 6                 |   |          |        | 0- 0                      |   | 0- 0              |       | AWAY           |   | 0- 1                 |       | 3- 5                      |   |              |       |          |  |           |  |               |  |
| 1- 1                 |   |          |        | 0- 0                      |   | 0- 0              |       | NEUTRAL        |   | 0- 0                 |       | 1- 1                      |   |              |       |          |  |           |  |               |  |
| RPI 1-25             |   |          |        | RPI 26-50                 |   | RPI 51-100        |       | RPI 101+       |   | Team's RPI: 238      |       |                           |   |              |       |          |  |           |  |               |  |
| RPI                  | S | Opponent | Score  | RPI                       | S | Opponent          | Score | RPI            | S | Opponent             | Score | RPI                       | S | Opponent     | Score |          |  |           |  |               |  |
| 3                    | A | Duke     | 44 110 | 28                        | H | Hartford          | 48 71 | 71             | A | Marist               | 54 82 | 114                       | A | Iona         | 60 79 |          |  |           |  |               |  |
|                      |   |          |        | 40                        | A | Villanova         | 46 61 | 71             | H | Marist               | 48 59 | 114                       | H | Iona         | 56 71 |          |  |           |  |               |  |
|                      |   |          |        |                           |   |                   |       |                |   |                      |       | 115                       | A | Loyola (Md.) | 76 71 |          |  |           |  |               |  |
|                      |   |          |        |                           |   |                   |       |                |   |                      |       | 115                       | H | Loyola (Md.) | 72 78 |          |  |           |  |               |  |
|                      |   |          |        |                           |   |                   |       |                |   |                      |       | 129                       | A | Canisius     | 73 85 |          |  |           |  |               |  |
|                      |   |          |        |                           |   |                   |       |                |   |                      |       | 129                       | H | Canisius     | 62 76 |          |  |           |  |               |  |
|                      |   |          |        |                           |   |                   |       |                |   |                      |       | 129                       | N | Canisius     | 55 60 |          |  |           |  |               |  |
|                      |   |          |        |                           |   |                   |       |                |   |                      |       | 136                       | H | Brown        | 62 72 |          |  |           |  |               |  |
|                      |   |          |        |                           |   |                   |       |                |   |                      |       | 200                       | H | Vermont      | 83 80 |          |  |           |  |               |  |
|                      |   |          |        |                           |   |                   |       |                |   |                      |       | 209                       | A | Harvard      | 71 58 |          |  |           |  |               |  |
|                      |   |          |        |                           |   |                   |       |                |   |                      |       | 215                       | A | St. Peter's  | 73 65 |          |  |           |  |               |  |
|                      |   |          |        |                           |   |                   |       |                |   |                      |       | 215                       | H | St. Peter's  | 69 64 |          |  |           |  |               |  |
|                      |   |          |        |                           |   |                   |       |                |   |                      |       | 216                       | A | Manhattan    | 52 58 |          |  |           |  |               |  |
|                      |   |          |        |                           |   |                   |       |                |   |                      |       | 216                       | H | Manhattan    | 49 58 |          |  |           |  |               |  |
|                      |   |          |        |                           |   |                   |       |                |   |                      |       | 225                       | N | Towson       | 57 75 |          |  |           |  |               |  |
|                      |   |          |        |                           |   |                   |       |                |   |                      |       | 229                       | A | Siena        | 64 70 |          |  |           |  |               |  |
|                      |   |          |        |                           |   |                   |       |                |   |                      |       | 229                       | H | Siena        | 71 69 |          |  |           |  |               |  |
|                      |   |          |        |                           |   |                   |       |                |   |                      |       | 229                       | N | Si ena       | 60 59 |          |  |           |  |               |  |
|                      |   |          |        |                           |   |                   |       |                |   |                      |       | 277                       | A | Lehi gh      | 42 70 |          |  |           |  |               |  |
|                      |   |          |        |                           |   |                   |       |                |   |                      |       | 315                       | A | Ri der       | 68 53 |          |  |           |  |               |  |
|                      |   |          |        |                           |   |                   |       |                |   |                      |       | 315                       | H | Ri der       | 79 45 |          |  |           |  |               |  |
|                      |   |          |        |                           |   |                   |       |                |   |                      |       | 317                       | A | Yal e        | 70 61 |          |  |           |  |               |  |
|                      |   |          |        |                           |   |                   |       |                |   |                      |       | 322                       | A | Ni agara     | 59 63 |          |  |           |  |               |  |
|                      |   |          |        |                           |   |                   |       |                |   |                      |       | 322                       | H | Ni agara     | 74 47 |          |  |           |  |               |  |
|                      |   |          |        | LAST 10 Division I GAMES: |   |                   |       |                |   |                      |       |                           |   |              |       |          |  |           |  |               |  |
|                      |   |          |        | 129                       | N | Canisius          | 55 60 | 229            | H | Si ena               | 71 69 |                           |   |              |       |          |  |           |  |               |  |
|                      |   |          |        | 229                       | N | Si ena            | 60 59 | 129            | H | Canisius             | 62 76 |                           |   |              |       |          |  |           |  |               |  |
|                      |   |          |        | 115                       | H | Loyola (Md.)      | 72 78 | 216            | A | Manhattan            | 52 58 |                           |   |              |       |          |  |           |  |               |  |
|                      |   |          |        | 71                        | A | Marist            | 54 82 | 71             | H | Marist               | 48 59 |                           |   |              |       |          |  |           |  |               |  |
|                      |   |          |        | 216                       | H | Manhattan         | 49 58 | 114            | A | Iona                 | 60 79 |                           |   |              |       |          |  |           |  |               |  |

Non-Div I Games:

Fairfield

|                           |                     |                 |       |                   |        |                |                     |                      |       |                           |       |          |  |          |  |           |  |               |  |
|---------------------------|---------------------|-----------------|-------|-------------------|--------|----------------|---------------------|----------------------|-------|---------------------------|-------|----------|--|----------|--|-----------|--|---------------|--|
| Average RPI Win: 266      |                     | WON-LOST RECORD |       | WINNING PCT. RANK |        | LAST 10 GAMES  |                     | STRENGTH OF SCHEDULE |       | OPP. STRENGTH OF SCHEDULE |       | TEAM RPI |  | ADJ. RPI |  | CONF. RPI |  | ADJ CONF. RPI |  |
| DIV. I ONLY               |                     | 9- 18           |       | 247               |        | 5- 5           |                     | 184                  |       | 304                       |       | 263      |  | 264      |  | 29        |  | 29            |  |
| DIV. I NON-CONF.          |                     | 3- 5            |       | 215               |        | 1- 0           |                     | 146                  |       | 254                       |       | 202      |  | 203      |  | 29        |  | 28            |  |
| TOTALS                    |                     | RPI 1-25        |       | RPI 26-50         |        | W-L RECORDS    |                     | RPI 51-100           |       | RPI 100+                  |       |          |  |          |  |           |  |               |  |
| 9- 18                     |                     | 0- 0            |       | 0- 1              |        | OVERALL        |                     | 0- 4                 |       | 9- 13                     |       |          |  |          |  |           |  |               |  |
| 6- 5                      |                     | 0- 0            |       | 0- 0              |        | HOME           |                     | 0- 1                 |       | 6- 4                      |       |          |  |          |  |           |  |               |  |
| 2- 13                     |                     | 0- 0            |       | 0- 1              |        | AWAY           |                     | 0- 3                 |       | 2- 9                      |       |          |  |          |  |           |  |               |  |
| 1- 0                      |                     | 0- 0            |       | 0- 0              |        | NEUTRAL        |                     | 0- 0                 |       | 1- 0                      |       |          |  |          |  |           |  |               |  |
| 3- 5                      |                     | 0- 0            |       | 0- 1              |        | NON-CONFERENCE |                     | 0- 1                 |       | 3- 3                      |       |          |  |          |  |           |  |               |  |
| 2- 0                      |                     | 0- 0            |       | 0- 0              |        | HOME           |                     | 0- 0                 |       | 2- 0                      |       |          |  |          |  |           |  |               |  |
| 0- 5                      |                     | 0- 0            |       | 0- 1              |        | AWAY           |                     | 0- 1                 |       | 0- 3                      |       |          |  |          |  |           |  |               |  |
| 1- 0                      |                     | 0- 0            |       | 0- 0              |        | NEUTRAL        |                     | 0- 0                 |       | 1- 0                      |       |          |  |          |  |           |  |               |  |
| 6- 13                     |                     | 0- 0            |       | 0- 0              |        | CONFERENCE     |                     | 0- 3                 |       | 6- 10                     |       |          |  |          |  |           |  |               |  |
| 4- 5                      |                     | 0- 0            |       | 0- 0              |        | HOME           |                     | 0- 1                 |       | 4- 4                      |       |          |  |          |  |           |  |               |  |
| 2- 8                      |                     | 0- 0            |       | 0- 0              |        | AWAY           |                     | 0- 2                 |       | 2- 6                      |       |          |  |          |  |           |  |               |  |
| 0- 0                      |                     | 0- 0            |       | 0- 0              |        | NEUTRAL        |                     | 0- 0                 |       | 0- 0                      |       |          |  |          |  |           |  |               |  |
| RPI 1-25                  |                     | RPI 26-50       |       | RPI 51-100        |        | RPI 101+       |                     | Team's RPI: 264      |       |                           |       |          |  |          |  |           |  |               |  |
| RPI S                     | Opponent            | Score           | RPI S | Opponent          | Score  | RPI S          | Opponent            | Score                | RPI S | Opponent                  | Score |          |  |          |  |           |  |               |  |
| 31                        | A St. John's (N.Y.) | 65 84           | 59    | A Miami (Fl a.)   | 62 100 | 105            | A Princeton         | 51 88                | 111   | A Qui nni pi ac           | 50 80 |          |  |          |  |           |  |               |  |
|                           |                     |                 | 89    | A Sacred Heart    | 44 84  | 111            | H Qui nni pi ac     | 53 62                | 112   | H Bi nghamton             | 75 64 |          |  |          |  |           |  |               |  |
|                           |                     |                 |       |                   |        | 158            | A Robert Morris     | 65 68                | 158   | H Robert Morris           | 76 77 |          |  |          |  |           |  |               |  |
|                           |                     |                 |       |                   |        | 176            | A UMBC              | 58 76                | 203   | A Mt. St. Mary's          | 64 67 |          |  |          |  |           |  |               |  |
|                           |                     |                 |       |                   |        | 203            | H Mt. St. Mary's    | 66 61                | 219   | A Monmouth                | 67 78 |          |  |          |  |           |  |               |  |
|                           |                     |                 |       |                   |        | 219            | H Monmouth          | 61 57                | 224   | A Long Isl and            | 65 67 |          |  |          |  |           |  |               |  |
|                           |                     |                 |       |                   |        | 224            | H Long Isl and      | 60 66                | 244   | H Northern Colo.          | 74 58 |          |  |          |  |           |  |               |  |
|                           |                     |                 |       |                   |        | 274            | A Central Conn. St. | 55 61                | 303   | A Lafayette               | 59 71 |          |  |          |  |           |  |               |  |
|                           |                     |                 |       |                   |        | 308            | A St. Francis (Pa.) | 75 65                | 308   | H St. Francis (Pa.)       | 83 85 |          |  |          |  |           |  |               |  |
|                           |                     |                 |       |                   |        | 318            | N Col umbi a        | 84 70                | 326   | H St. Francis (N.Y.)      | 62 54 |          |  |          |  |           |  |               |  |
|                           |                     |                 |       |                   |        | 331            | A Wagner            | 69 50                | 331   | H Wagner                  | 57 55 |          |  |          |  |           |  |               |  |
| LAST 10 Division I GAMES: |                     |                 |       |                   |        |                |                     |                      |       |                           |       |          |  |          |  |           |  |               |  |
| 89                        | A Sacred Heart      | 55 83           | 158   | H Robert Morris   | 76 77  |                |                     |                      |       |                           |       |          |  |          |  |           |  |               |  |
| 331                       | H Wagner            | 57 55           | 224   | A Long Isl and    | 65 67  |                |                     |                      |       |                           |       |          |  |          |  |           |  |               |  |
| 244                       | H Northern Colo.    | 74 58           | 203   | H Mt. St. Mary's  | 66 61  |                |                     |                      |       |                           |       |          |  |          |  |           |  |               |  |
| 219                       | H Monmouth          | 61 57           | 331   | A Wagner          | 69 50  |                |                     |                      |       |                           |       |          |  |          |  |           |  |               |  |
| 89                        | A Sacred Heart      | 44 84           | 224   | H Long Isl and    | 60 66  |                |                     |                      |       |                           |       |          |  |          |  |           |  |               |  |

Non-Div I Games: Barry

67 56

Fairleigh Dickinson

|                             |          |                 |  |                   |             |                |  |                      |          |                           |  |          |                 |          |  |           |  |                |  |
|-----------------------------|----------|-----------------|--|-------------------|-------------|----------------|--|----------------------|----------|---------------------------|--|----------|-----------------|----------|--|-----------|--|----------------|--|
| Through Games of 2000 Final |          |                 |  |                   |             |                |  |                      |          |                           |  |          |                 |          |  |           |  |                |  |
| Average RPI Win: 264        |          | WON-LOST RECORD |  | WINNING PCT. RANK |             | LAST 10 GAMES  |  | STRENGTH OF SCHEDULE |          | OPP. STRENGTH OF SCHEDULE |  | TEAM RPI |                 | ADJ. RPI |  | CONF. RPI |  | ADJ. CONF. RPI |  |
| DIV. I ONLY                 |          | 20- 11          |  | 77                |             | 8- 2           |  | 213                  |          | 307                       |  | 126      |                 | 135      |  | 25        |  | 27             |  |
| DIV. I NON-CONF.            |          | 5- 7            |  | 196               |             | 1- 1           |  | 214                  |          | 281                       |  | 221      |                 | 223      |  | 30        |  | 30             |  |
| TOTALS                      |          | RPI 1-25        |  | RPI 26-50         |             | W-L RECORDS    |  | RPI 51-100           |          | RPI 100+                  |  |          |                 |          |  |           |  |                |  |
| 20- 11                      |          | 0- 1            |  | 0- 1              |             | OVERALL        |  | 0- 0                 |          | 20- 9                     |  |          |                 |          |  |           |  |                |  |
| 9- 5                        |          | 0- 0            |  | 0- 1              |             | HOME           |  | 0- 0                 |          | 9- 4                      |  |          |                 |          |  |           |  |                |  |
| 8- 4                        |          | 0- 0            |  | 0- 0              |             | AWAY           |  | 0- 0                 |          | 8- 4                      |  |          |                 |          |  |           |  |                |  |
| 3- 2                        |          | 0- 1            |  | 0- 0              |             | NEUTRAL        |  | 0- 0                 |          | 3- 1                      |  |          |                 |          |  |           |  |                |  |
| 5- 7                        |          | 0- 1            |  | 0- 1              |             | NON-CONFERENCE |  | 0- 0                 |          | 5- 5                      |  |          |                 |          |  |           |  |                |  |
| 2- 4                        |          | 0- 0            |  | 0- 1              |             | HOME           |  | 0- 0                 |          | 2- 3                      |  |          |                 |          |  |           |  |                |  |
| 3- 1                        |          | 0- 0            |  | 0- 0              |             | AWAY           |  | 0- 0                 |          | 3- 1                      |  |          |                 |          |  |           |  |                |  |
| 0- 2                        |          | 0- 1            |  | 0- 0              |             | NEUTRAL        |  | 0- 0                 |          | 0- 1                      |  |          |                 |          |  |           |  |                |  |
| 15- 4                       |          | 0- 0            |  | 0- 0              |             | CONFERENCE     |  | 0- 0                 |          | 15- 4                     |  |          |                 |          |  |           |  |                |  |
| 7- 1                        |          | 0- 0            |  | 0- 0              |             | HOME           |  | 0- 0                 |          | 7- 1                      |  |          |                 |          |  |           |  |                |  |
| 5- 3                        |          | 0- 0            |  | 0- 0              |             | AWAY           |  | 0- 0                 |          | 5- 3                      |  |          |                 |          |  |           |  |                |  |
| 3- 0                        |          | 0- 0            |  | 0- 0              |             | NEUTRAL        |  | 0- 0                 |          | 3- 0                      |  |          |                 |          |  |           |  |                |  |
| RPI 1-25                    |          | RPI 26-50       |  | RPI 51-100        |             | RPI 101+       |  | Team's RPI: 135      |          |                           |  |          |                 |          |  |           |  |                |  |
| RPI S                       | Opponent | Score           |  | RPI S             | Opponent    | Score          |  | RPI S                | Opponent | Score                     |  | RPI S    | Opponent        | Score    |  |           |  |                |  |
| 6 N                         | LSU      | 48 72           |  | 27 H              | Florida St. | 63 76          |  |                      |          |                           |  | 109 A    | Samford         | 55 82    |  |           |  |                |  |
|                             |          |                 |  |                   |             |                |  |                      |          |                           |  | 124 H    | Delaware St.    | 59 65    |  |           |  |                |  |
|                             |          |                 |  |                   |             |                |  |                      |          |                           |  | 125 A    | Belmont         | 71 78    |  |           |  |                |  |
|                             |          |                 |  |                   |             |                |  |                      |          |                           |  | 125 H    | Belmont         | 50 71    |  |           |  |                |  |
|                             |          |                 |  |                   |             |                |  |                      |          |                           |  | 161 A    | East Tenn. St.  | 79 71    |  |           |  |                |  |
|                             |          |                 |  |                   |             |                |  |                      |          |                           |  | 161 H    | East Tenn. St.  | 85 76    |  |           |  |                |  |
|                             |          |                 |  |                   |             |                |  |                      |          |                           |  | 178 H    | Georgetown      | 62 71    |  |           |  |                |  |
|                             |          |                 |  |                   |             |                |  |                      |          |                           |  | 218 A    | Gardner-Webb    | 64 55    |  |           |  |                |  |
|                             |          |                 |  |                   |             |                |  |                      |          |                           |  | 218 H    | Gardner-Webb    | 70 64    |  |           |  |                |  |
|                             |          |                 |  |                   |             |                |  |                      |          |                           |  | 218 N    | Gardner-Webb    | 74 63    |  |           |  |                |  |
|                             |          |                 |  |                   |             |                |  |                      |          |                           |  | 248 N    | Birmingham-So.  | 66 74    |  |           |  |                |  |
|                             |          |                 |  |                   |             |                |  |                      |          |                           |  | 249 H    | Navy            | 64 68    |  |           |  |                |  |
|                             |          |                 |  |                   |             |                |  |                      |          |                           |  | 252 A    | Mercer          | 60 70    |  |           |  |                |  |
|                             |          |                 |  |                   |             |                |  |                      |          |                           |  | 252 H    | Mercer          | 82 75    |  |           |  |                |  |
|                             |          |                 |  |                   |             |                |  |                      |          |                           |  | 252 N    | Mercer          | 70 65    |  |           |  |                |  |
|                             |          |                 |  |                   |             |                |  |                      |          |                           |  | 259 A    | Campbell        | 73 63    |  |           |  |                |  |
|                             |          |                 |  |                   |             |                |  |                      |          |                           |  | 259 H    | Campbell        | 74 58    |  |           |  |                |  |
|                             |          |                 |  |                   |             |                |  |                      |          |                           |  | 260 A    | North Fla.      | 76 69    |  |           |  |                |  |
|                             |          |                 |  |                   |             |                |  |                      |          |                           |  | 260 H    | North Fla.      | 57 43    |  |           |  |                |  |
|                             |          |                 |  |                   |             |                |  |                      |          |                           |  | 273 A    | Stetson         | 63 64    |  |           |  |                |  |
|                             |          |                 |  |                   |             |                |  |                      |          |                           |  | 273 H    | Stetson         | 57 55    |  |           |  |                |  |
|                             |          |                 |  |                   |             |                |  |                      |          |                           |  | 298 A    | Jacksonville    | 62 59    |  |           |  |                |  |
|                             |          |                 |  |                   |             |                |  |                      |          |                           |  | 298 H    | Jacksonville    | 74 71    |  |           |  |                |  |
|                             |          |                 |  |                   |             |                |  |                      |          |                           |  | 298 N    | Jacksonville    | 74 61    |  |           |  |                |  |
|                             |          |                 |  |                   |             |                |  |                      |          |                           |  | 312 A    | Lipscomb        | 80 61    |  |           |  |                |  |
|                             |          |                 |  |                   |             |                |  |                      |          |                           |  | 312 H    | Lipscomb        | 74 57    |  |           |  |                |  |
|                             |          |                 |  |                   |             |                |  |                      |          |                           |  | 325 A    | Kennesaw St.    | 71 58    |  |           |  |                |  |
|                             |          |                 |  |                   |             |                |  |                      |          |                           |  | 325 H    | Kennesaw St.    | 83 62    |  |           |  |                |  |
|                             |          |                 |  |                   |             |                |  |                      |          |                           |  | 327 A    | Bethune-Cookman | 80 46    |  |           |  |                |  |

### Non-Div l Games:

Fl a. Atl anti c

■ Loss, ■ Non-Conf, S Site, H Home A Away N Neutral

| Overall                   |             |                   |                   | Through Games Of 2000 Final |                      |                           |                  |          |           |                      |       |
|---------------------------|-------------|-------------------|-------------------|-----------------------------|----------------------|---------------------------|------------------|----------|-----------|----------------------|-------|
| Average RPI Win: 125      |             | WON-LOST RECORD   | WINNING PCT. RANK | LAST 10 GAMES               | STRENGTH OF SCHEDULE | OPP. STRENGTH OF SCHEDULE | TEAM RPI         | ADJ. RPI | CONF. RPI | ADJ CONF. RPI        |       |
| DIV. I ONLY               |             | 21- 9             | 51                | 6- 4                        | 48                   | 40                        | 36               | 33       | 2         | 2                    |       |
| DIV. I NON-CONF.          |             | 12- 2             | 12                | 0- 1                        | 90                   | 113                       | 28               | 27       | 2         | 2                    |       |
| TOTALS                    |             | RPI 1-25          | RPI 26-50         | W-L RECORDS                 | RPI 51-100           | RPI 100+                  |                  |          |           |                      |       |
| 21- 9                     |             | 3- 4              | 4- 2              | OVERALL                     | 3- 2                 | 11- 1                     |                  |          |           |                      |       |
| 12- 3                     |             | 1- 2              | 3- 0              | HOME                        | 1- 1                 | 7- 0                      |                  |          |           |                      |       |
| 7- 4                      |             | 2- 1              | 1- 1              | AWAY                        | 2- 1                 | 2- 1                      |                  |          |           |                      |       |
| 2- 2                      |             | 0- 1              | 0- 1              | NEUTRAL                     | 0- 0                 | 2- 0                      |                  |          |           |                      |       |
| 12- 2                     |             | 0- 0              | 3- 2              | NON-CONFERENCE              | 1- 0                 | 8- 0                      |                  |          |           |                      |       |
| 8- 0                      |             | 0- 0              | 2- 0              | HOME                        | 0- 0                 | 6- 0                      |                  |          |           |                      |       |
| 3- 1                      |             | 0- 0              | 1- 1              | AWAY                        | 1- 0                 | 1- 0                      |                  |          |           |                      |       |
| 1- 1                      |             | 0- 0              | 0- 1              | NEUTRAL                     | 0- 0                 | 1- 0                      |                  |          |           |                      |       |
| 9- 7                      |             | 3- 4              | 1- 0              | CONFERENCE                  | 2- 2                 | 3- 1                      |                  |          |           |                      |       |
| 4- 3                      |             | 1- 2              | 1- 0              | HOME                        | 1- 1                 | 1- 0                      |                  |          |           |                      |       |
| 4- 3                      |             | 2- 1              | 0- 0              | AWAY                        | 1- 1                 | 1- 1                      |                  |          |           |                      |       |
| 1- 1                      |             | 0- 1              | 0- 0              | NEUTRAL                     | 0- 0                 | 1- 0                      |                  |          |           |                      |       |
| RPI 1-25                  |             | RPI 26-50         |                   | Team's RPI: 33              | RPI 51-100           |                           | RPI 101+         |          |           |                      |       |
| RPI S                     | Opponent    | Score             | RPI S             | Opponent                    | Score                | RPI S                     | Opponent         | Score    | RPI S     | Opponent             | Score |
| 2                         | A Tennessee | 95 93             | 27                | A Florida St.               | 76 82                | 57                        | A Charlotte      | 93 80    | 117       | A Arkansas           | 63 69 |
| 6                         | H LSU       | 79 78             | 27                | H Florida St.               | 72 62                | 82                        | A Mississippi    | 66 58    | 119       | H Texas-Arlington    | 59 49 |
| 12                        | A Georgia   | 70 89             | 32                | N New Mexico                | 59 83                | 85                        | A Auburn         | 58 73    | 132       | H Illinois           | 69 64 |
| 12                        | H Georgia   | 55 92             | 34                | A Temple                    | 58 55                | 85                        | H Auburn         | 72 61    | 133       | H Alabama            | 59 44 |
| 24                        | A Kentucky  | 68 61             | 35                | H Vanderbilt                | 73 59                | 94                        | H South Carolina | 63 81    | 154       | H South Ala.         | 74 57 |
| 24                        | H Kentucky  | 65 80             | 49                | H Liberty                   | 73 50                |                           |                  |          | 190       | A Mississippi St.    | 63 48 |
| 24                        | N Kentucky  | 70 88             |                   |                             |                      |                           |                  |          | 190       | N Mississippi St.    | 98 83 |
|                           |             |                   |                   |                             |                      |                           |                  |          | 196       | A Seton Hall         | 52 48 |
|                           |             |                   |                   |                             |                      |                           |                  |          | 212       | H Rhode Island       | 76 62 |
|                           |             |                   |                   |                             |                      |                           |                  |          | 273       | H Stetson            | 85 56 |
|                           |             |                   |                   |                             |                      |                           |                  |          | 290       | H Florida A&M        | 73 58 |
|                           |             |                   |                   |                             |                      |                           |                  |          | 326       | N St. Francis (N.Y.) | 83 57 |
| LAST 10 Division I GAMES: |             |                   |                   |                             |                      |                           |                  |          |           |                      |       |
| 32                        |             | N New Mexico      | 59 83             | 6                           |                      | H LSU                     | 79 78            |          |           |                      |       |
| 24                        |             | N Kentucky        | 70 88             | 94                          |                      | H South Carolina          | 63 81            |          |           |                      |       |
| 190                       |             | N Mississippi St. | 98 83             | 190                         |                      | A Mississippi St.         | 63 48            |          |           |                      |       |
| 2                         |             | A Tennessee       | 95 93             | 24                          |                      | A Kentucky                | 68 61            |          |           |                      |       |
| 85                        |             | A Auburn          | 58 73             | 85                          |                      | H Auburn                  | 72 61            |          |           |                      |       |

Non-Div I Games:

Florida

| Average RPI Win: 295     |          | WON-LOST             | WINNING        | LAST 10              | STRENGTH OF | OPP. STRENGTH        | TEAM     | ADJ.            | CONF. | ADJ CONF. |
|--------------------------|----------|----------------------|----------------|----------------------|-------------|----------------------|----------|-----------------|-------|-----------|
| Average RPI Loss: 204    |          | RECORD               | PCT. RANK      | GAMES                | SCHEDULE    | OF SCHEDULE          | RPI      | RPI             | RPI   | RPI       |
| DIV. I ONLY              | 12- 17   | 208                  | 4- 6           | 324                  | 327         | 290                  | 290      | 30              | 30    |           |
| DIV. I NON-CONF.         | 4- 5     | 180                  | 0- 0           | 311                  | 314         | 275                  | 275      | 31              | 31    |           |
| TOTALS                   | RPI 1-25 | RPI 26-50            | W-L RECORDS    | RPI 51-100           | RPI 100+    |                      |          |                 |       |           |
| 12- 17                   | 0- 0     | 0- 1                 | OVERALL        | 0- 0                 | 12- 16      |                      |          |                 |       |           |
| 9- 3                     | 0- 0     | 0- 0                 | HOME           | 0- 0                 | 9- 3        |                      |          |                 |       |           |
| 2- 11                    | 0- 0     | 0- 1                 | AWAY           | 0- 0                 | 2- 10       |                      |          |                 |       |           |
| 1- 3                     | 0- 0     | 0- 0                 | NEUTRAL        | 0- 0                 | 1- 3        |                      |          |                 |       |           |
| 4- 5                     | 0- 0     | 0- 1                 | NON-CONFERENCE | 0- 0                 | 4- 4        |                      |          |                 |       |           |
| 3- 0                     | 0- 0     | 0- 0                 | HOME           | 0- 0                 | 3- 0        |                      |          |                 |       |           |
| 1- 3                     | 0- 0     | 0- 1                 | AWAY           | 0- 0                 | 1- 2        |                      |          |                 |       |           |
| 0- 2                     | 0- 0     | 0- 0                 | NEUTRAL        | 0- 0                 | 0- 2        |                      |          |                 |       |           |
| 8- 12                    | 0- 0     | 0- 0                 | CONFERENCE     | 0- 0                 | 8- 12       |                      |          |                 |       |           |
| 6- 3                     | 0- 0     | 0- 0                 | HOME           | 0- 0                 | 6- 3        |                      |          |                 |       |           |
| 1- 8                     | 0- 0     | 0- 0                 | AWAY           | 0- 0                 | 1- 8        |                      |          |                 |       |           |
| 1- 1                     | 0- 0     | 0- 0                 | NEUTRAL        | 0- 0                 | 1- 1        |                      |          |                 |       |           |
| RPI S Opponent Score     | RPI 1-25 | RPI S Opponent Score | RPI 26-50      | RPI S Opponent Score | RPI 51-100  | RPI S Opponent Score | RPI 101+ | Team's RPI: 290 |       |           |
| 33 A Florida             | 58       | 73                   |                |                      |             |                      |          |                 |       |           |
| 108 A Coppin St.         | 38       | 53                   |                |                      |             |                      |          |                 |       |           |
| 108 H Coppin St.         | 34       | 52                   |                |                      |             |                      |          |                 |       |           |
| 113 N UTSA               | 61       | 71                   |                |                      |             |                      |          |                 |       |           |
| 124 A Delaware St.       | 48       | 55                   |                |                      |             |                      |          |                 |       |           |
| 124 H Delaware St.       | 50       | 65                   |                |                      |             |                      |          |                 |       |           |
| 124 N Delaware St.       | 44       | 55                   |                |                      |             |                      |          |                 |       |           |
| 189 A Southern Miss.     | 56       | 90                   |                |                      |             |                      |          |                 |       |           |
| 236 A Howard             | 62       | 64                   |                |                      |             |                      |          |                 |       |           |
| 236 H Howard             | 75       | 67                   |                |                      |             |                      |          |                 |       |           |
| 247 A Md. -East. Shore   | 56       | 75                   |                |                      |             |                      |          |                 |       |           |
| 247 H Md. -East. Shore   | 65       | 53                   |                |                      |             |                      |          |                 |       |           |
| 251 A UCF                | 54       | 62                   |                |                      |             |                      |          |                 |       |           |
| 252 H Mercer             | 66       | 54                   |                |                      |             |                      |          |                 |       |           |
| 273 H Stetson            | 58       | 49                   |                |                      |             |                      |          |                 |       |           |
| 278 N Alcorn St.         | 57       | 64                   |                |                      |             |                      |          |                 |       |           |
| 283 A South Carolina St. | 54       | 62                   |                |                      |             |                      |          |                 |       |           |
| 283 H South Carolina St. | 66       | 51                   |                |                      |             |                      |          |                 |       |           |
| 295 A N. C. A&T          | 66       | 73                   |                |                      |             |                      |          |                 |       |           |
| 295 H N. C. A&T          | 73       | 75                   |                |                      |             |                      |          |                 |       |           |
| 297 A Hampton            | 58       | 57                   |                |                      |             |                      |          |                 |       |           |
| 306 H Norfolk St.        | 69       | 48                   |                |                      |             |                      |          |                 |       |           |
| 327 A Bethune-Cookman    | 46       | 53                   |                |                      |             |                      |          |                 |       |           |
| 327 H Bethune-Cookman    | 54       | 50                   |                |                      |             |                      |          |                 |       |           |
| 330 A Morgan St.         | 48       | 75                   |                |                      |             |                      |          |                 |       |           |
| 330 H Morgan St.         | 57       | 39                   |                |                      |             |                      |          |                 |       |           |
| 330 N Morgan St.         | 62       | 44                   |                |                      |             |                      |          |                 |       |           |
| 332 A Savannah St.       | 58       | 52                   |                |                      |             |                      |          |                 |       |           |
| 332 H Savannah St.       | 68       | 59                   |                |                      |             |                      |          |                 |       |           |
| 124 N Delaware St.       | 44       | 55                   |                |                      |             |                      |          |                 |       |           |
| 330 N Morgan St.         | 62       | 44                   |                |                      |             |                      |          |                 |       |           |
| 327 H Bethune-Cookman    | 54       | 50                   |                |                      |             |                      |          |                 |       |           |
| 297 A Hampton            | 58       | 57                   |                |                      |             |                      |          |                 |       |           |
| 124 H Delaware St.       | 50       | 65                   |                |                      |             |                      |          |                 |       |           |
| 236 A Howard             | 62       | 64                   |                |                      |             |                      |          |                 |       |           |
| 247 A Md. -East. Shore   | 56       | 75                   |                |                      |             |                      |          |                 |       |           |
| 295 H N. C. A&T          | 73       | 75                   |                |                      |             |                      |          |                 |       |           |
| 283 H South Carolina St. | 66       | 51                   |                |                      |             |                      |          |                 |       |           |
| 108 A Coppin St.         | 38       | 53                   |                |                      |             |                      |          |                 |       |           |

Non-Div I Games:

Florida A&M

Loss, Non-Conf, S Site, H Home A Away N Neutral



|                           |   |                    |                 |    |                   |               |                    |                      |          |                           |            |              |          |           |               |       |                 |    |    |
|---------------------------|---|--------------------|-----------------|----|-------------------|---------------|--------------------|----------------------|----------|---------------------------|------------|--------------|----------|-----------|---------------|-------|-----------------|----|----|
| Average RPI Win:          |   | 129                | WON-LOST RECORD |    | WINNING PCT. RANK | LAST 10 GAMES |                    | STRENGTH OF SCHEDULE |          | OPP. STRENGTH OF SCHEDULE |            | TEAM RPI     | ADJ. RPI | CONF. RPI | ADJ CONF. RPI |       |                 |    |    |
| Average RPI Loss:         |   | 23                 |                 |    |                   |               |                    |                      |          |                           |            |              |          |           |               |       |                 |    |    |
| DIV. I ONLY               |   | 20- 10             | 64              |    | 7- 3              |               | 29                 |                      | 20       |                           | 27         | 27           | 1        | 1         |               |       |                 |    |    |
| DIV. I NON-CONF.          |   | 10- 5              | 81              |    | 1- 1              |               | 75                 |                      | 95       |                           | 64         | 61           | 1        | 1         |               |       |                 |    |    |
| TOTALS                    |   | RPI 1-25           | RPI 26-50       |    | W-L RECORDS       |               | RPI 51-100         |                      | RPI 100+ |                           |            |              |          |           |               |       |                 |    |    |
| 20- 10                    |   | 2- 6               | 4- 3            |    | OVERALL           |               | 4- 1               |                      | 10- 0    |                           |            |              |          |           |               |       |                 |    |    |
| 13- 2                     |   | 2- 1               | 2- 1            |    | HOME              |               | 2- 0               |                      | 7- 0     |                           |            |              |          |           |               |       |                 |    |    |
| 6- 6                      |   | 0- 3               | 1- 2            |    | AWAY              |               | 2- 1               |                      | 3- 0     |                           |            |              |          |           |               |       |                 |    |    |
| 1- 2                      |   | 0- 2               | 1- 0            |    | NEUTRAL           |               | 0- 0               |                      | 0- 0     |                           |            |              |          |           |               |       |                 |    |    |
| 10- 5                     |   | 0- 1               | 2- 3            |    | NON-CONFERENCE    |               | 1- 1               |                      | 7- 0     |                           |            |              |          |           |               |       |                 |    |    |
| 7- 1                      |   | 0- 0               | 1- 1            |    | HOME              |               | 1- 0               |                      | 5- 0     |                           |            |              |          |           |               |       |                 |    |    |
| 2- 3                      |   | 0- 0               | 0- 2            |    | AWAY              |               | 0- 1               |                      | 2- 0     |                           |            |              |          |           |               |       |                 |    |    |
| 1- 1                      |   | 0- 1               | 1- 0            |    | NEUTRAL           |               | 0- 0               |                      | 0- 0     |                           |            |              |          |           |               |       |                 |    |    |
| 10- 5                     |   | 2- 5               | 2- 0            |    | CONFERENCE        |               | 3- 0               |                      | 3- 0     |                           |            |              |          |           |               |       |                 |    |    |
| 6- 1                      |   | 2- 1               | 1- 0            |    | HOME              |               | 1- 0               |                      | 2- 0     |                           |            |              |          |           |               |       |                 |    |    |
| 4- 3                      |   | 0- 3               | 1- 0            |    | AWAY              |               | 2- 0               |                      | 1- 0     |                           |            |              |          |           |               |       |                 |    |    |
| 0- 1                      |   | 0- 1               | 0- 0            |    | NEUTRAL           |               | 0- 0               |                      | 0- 0     |                           |            |              |          |           |               |       |                 |    |    |
| RPI S                     |   | RPI 1-25           | Score           |    | RPI S             |               | RPI 26-50          | Team's RPI: 27       | RPI S    |                           | RPI 51-100 | Score        | RPI S    |           | RPI 101+      | Score |                 |    |    |
| 1                         | A | North Carolina     | 51              | 68 | 33                | A             | Florida            | 62                   | 72       | 51                        | A          | Xavier       | 68       | 75        | 110           | H     | Wake Forest     | 70 | 57 |
| 3                         | A | Duke               | 68              | 87 | 33                | H             | Florida            | 82                   | 76       | 59                        | A          | Miami (Fla.) | 79       | 54        | 135           | A     | Fla. Atlantic   | 76 | 63 |
| 4                         | A | Maryland           | 57              | 75 | 36                | A             | Virginia           | 67                   | 58       | 59                        | H          | Miami (Fla.) | 68       | 61        | 186           | A     | Clemson         | 80 | 72 |
| 11                        | H | North Carolina St. | 75              | 61 | 36                | H             | Virginia           | 60                   | 46       | 86                        | A          | Georgia Tech | 59       | 54        | 186           | H     | Clemson         | 80 | 66 |
| 11                        | N | North Carolina St. | 60              | 64 | 42                | N             | Louisiana Tech     | 80                   | 71       | 98                        | H          | Montana      | 69       | 56        | 190           | H     | Mississippi St. | 75 | 59 |
| 14                        | N | Stanford           | 70              | 88 | 44                | H             | Washington         | 69                   | 71       |                           |            |              |          |           | 237           | A     | Fordham         | 73 | 50 |
| 19                        | H | Virginia Tech      | 69              | 76 | 45                | A             | Tulsa              | 71                   | 80       |                           |            |              |          |           | 241           | H     | Western Caro.   | 75 | 67 |
| 25                        | H | Boston College     | 71              | 60 |                   |               |                    |                      |          |                           |            |              |          |           | 245           | H     | Ga. Southern    | 82 | 57 |
|                           |   |                    |                 |    |                   |               |                    |                      |          |                           |            |              |          |           | 251           | H     | UCF             | 81 | 49 |
|                           |   |                    |                 |    |                   |               |                    |                      |          |                           |            |              |          |           | 312           | H     | Lipscomb        | 92 | 42 |
| LAST 10 Division I GAMES: |   |                    |                 |    |                   |               |                    |                      |          |                           |            |              |          |           |               |       |                 |    |    |
| 14                        | N | Stanford           | 70              | 88 | 186               | A             | Clemson            | 80                   | 72       | 59                        | H          | Miami (Fla.) | 68       | 61        | 19            | H     | Virginia Tech   | 69 | 76 |
| 42                        | N | Louisiana Tech     | 80              | 71 | 59                | H             | Miami (Fla.)       | 68                   | 61       | 59                        | A          | Miami (Fla.) | 79       | 54        | 59            | A     | Miami (Fla.)    | 79 | 54 |
| 11                        | N | North Carolina St. | 60              | 64 | 11                | H             | North Carolina St. | 75                   | 61       |                           |            |              |          |           |               |       |                 |    |    |
| 25                        | H | Boston College     | 71              | 60 |                   |               |                    |                      |          |                           |            |              |          |           |               |       |                 |    |    |
| 110                       | H | Wake Forest        | 70              | 57 |                   |               |                    |                      |          |                           |            |              |          |           |               |       |                 |    |    |

|                            |                      |                 |       |                    |       |                |                   |                      |       |                           |       |          |  |          |  |           |  |               |  |
|----------------------------|----------------------|-----------------|-------|--------------------|-------|----------------|-------------------|----------------------|-------|---------------------------|-------|----------|--|----------|--|-----------|--|---------------|--|
| Average RPI Win: 235       |                      | WON-LOST RECORD |       | WINNING PCT. RANK  |       | LAST 10 GAMES  |                   | STRENGTH OF SCHEDULE |       | OPP. STRENGTH OF SCHEDULE |       | TEAM RPI |  | ADJ. RPI |  | CONF. RPI |  | ADJ CONF. RPI |  |
| DIV. I ONLY                |                      | 10- 18          |       | 236                |       | 3- 7           |                   | 234                  |       | 100                       |       | 237      |  | 237      |  | 11        |  | 10            |  |
| DIV. I NON-CONF.           |                      | 5- 6            |       | 166                |       | 0- 0           |                   | 286                  |       | 110                       |       | 230      |  | 231      |  | 9         |  | 9             |  |
| TOTALS                     |                      | RPI 1-25        |       | RPI 26-50          |       | W-L RECORDS    |                   | RPI 51-100           |       | RPI 100+                  |       |          |  |          |  |           |  |               |  |
| 10- 18                     |                      | 0- 0            |       | 0- 3               |       | OVERALL        |                   | 1- 8                 |       | 9- 7                      |       |          |  |          |  |           |  |               |  |
| 6- 7                       |                      | 0- 0            |       | 0- 1               |       | HOME           |                   | 0- 4                 |       | 6- 2                      |       |          |  |          |  |           |  |               |  |
| 4- 11                      |                      | 0- 0            |       | 0- 2               |       | AWAY           |                   | 1- 4                 |       | 3- 5                      |       |          |  |          |  |           |  |               |  |
| 0- 0                       |                      | 0- 0            |       | 0- 0               |       | NEUTRAL        |                   | 0- 0                 |       | 0- 0                      |       |          |  |          |  |           |  |               |  |
| 5- 6                       |                      | 0- 0            |       | 0- 1               |       | NON-CONFERENCE |                   | 1- 3                 |       | 4- 2                      |       |          |  |          |  |           |  |               |  |
| 3- 2                       |                      | 0- 0            |       | 0- 1               |       | HOME           |                   | 0- 1                 |       | 3- 0                      |       |          |  |          |  |           |  |               |  |
| 2- 4                       |                      | 0- 0            |       | 0- 0               |       | AWAY           |                   | 1- 2                 |       | 1- 2                      |       |          |  |          |  |           |  |               |  |
| 0- 0                       |                      | 0- 0            |       | 0- 0               |       | NEUTRAL        |                   | 0- 0                 |       | 0- 0                      |       |          |  |          |  |           |  |               |  |
| 5- 12                      |                      | 0- 0            |       | 0- 2               |       | CONFERENCE     |                   | 0- 5                 |       | 5- 5                      |       |          |  |          |  |           |  |               |  |
| 3- 5                       |                      | 0- 0            |       | 0- 0               |       | HOME           |                   | 0- 3                 |       | 3- 2                      |       |          |  |          |  |           |  |               |  |
| 2- 7                       |                      | 0- 0            |       | 0- 2               |       | AWAY           |                   | 0- 2                 |       | 2- 3                      |       |          |  |          |  |           |  |               |  |
| 0- 0                       |                      | 0- 0            |       | 0- 0               |       | NEUTRAL        |                   | 0- 0                 |       | 0- 0                      |       |          |  |          |  |           |  |               |  |
| RPI 1-25                   |                      | RPI 26-50       |       | RPI 51-100         |       | RPI 101+       |                   | Team's RPI: 237      |       |                           |       |          |  |          |  |           |  |               |  |
| RPI S                      | Opponent             | Score           | RPI S | Opponent           | Score | RPI S          | Opponent          | Score                | RPI S | Opponent                  | Score |          |  |          |  |           |  |               |  |
| 27                         | H Florida St.        | 50 73           | 51    | H Xavier           | 70 78 | 118            | A Richmond        | 40 66                |       |                           |       |          |  |          |  |           |  |               |  |
| 29                         | A George Washi ngton | 34 67           | 57    | H Charlotte        | 64 70 | 144            | H Dayton          | 64 72                |       |                           |       |          |  |          |  |           |  |               |  |
| 34                         | A Temple             | 47 61           | 67    | A St. Joseph' s    | 57 70 | 162            | H Duquesne        | 57 50                |       |                           |       |          |  |          |  |           |  |               |  |
|                            |                      |                 | 67    | A St. Joseph' s    | 43 54 | 175            | A Massachusetts   | 63 68                |       |                           |       |          |  |          |  |           |  |               |  |
|                            |                      |                 | 67    | H St. Joseph' s    | 40 45 | 178            | H Georgetown      | 68 62                |       |                           |       |          |  |          |  |           |  |               |  |
|                            |                      |                 | 69    | H Del aware        | 56 60 | 206            | A La Salle        | 76 68                |       |                           |       |          |  |          |  |           |  |               |  |
|                            |                      |                 | 74    | A Ci nci nnati     | 61 71 | 212            | A Rhode Isl and   | 65 79                |       |                           |       |          |  |          |  |           |  |               |  |
|                            |                      |                 | 76    | A Hofstra          | 63 53 | 212            | H Rhode Isl and   | 54 59                |       |                           |       |          |  |          |  |           |  |               |  |
|                            |                      |                 | 92    | A West Vi rgi ni a | 39 83 | 216            | A Manhattan       | 55 69                |       |                           |       |          |  |          |  |           |  |               |  |
|                            |                      |                 |       |                    |       | 223            | A Mi chi gan      | 55 98                |       |                           |       |          |  |          |  |           |  |               |  |
|                            |                      |                 |       |                    |       | 228            | H Provi dence     | 64 60                |       |                           |       |          |  |          |  |           |  |               |  |
|                            |                      |                 |       |                    |       | 280            | H St. Loui s      | 70 58                |       |                           |       |          |  |          |  |           |  |               |  |
|                            |                      |                 |       |                    |       | 285            | A St. Bonaventure | 65 51                |       |                           |       |          |  |          |  |           |  |               |  |
|                            |                      |                 |       |                    |       | 285            | H St. Bonaventure | 56 40                |       |                           |       |          |  |          |  |           |  |               |  |
|                            |                      |                 |       |                    |       | 317            | A Yal e           | 59 53                |       |                           |       |          |  |          |  |           |  |               |  |
|                            |                      |                 |       |                    |       | 330            | H Morgan St.      | 71 65                |       |                           |       |          |  |          |  |           |  |               |  |
| LAST 10 Divi sion I GAMES: |                      |                 |       |                    |       |                |                   |                      |       |                           |       |          |  |          |  |           |  |               |  |
| 67                         | A St. Joseph' s      | 43 54           | 175   | A Massachusetts    | 63 68 |                |                   |                      |       |                           |       |          |  |          |  |           |  |               |  |
| 280                        | H St. Loui s         | 70 58           | 51    | H Xavi er          | 70 78 |                |                   |                      |       |                           |       |          |  |          |  |           |  |               |  |
| 206                        | A La Salle           | 76 68           | 212   | H Rhode Isl and    | 54 59 |                |                   |                      |       |                           |       |          |  |          |  |           |  |               |  |
| 212                        | A Rhode Isl and      | 65 79           | 67    | A St. Joseph' s    | 57 70 |                |                   |                      |       |                           |       |          |  |          |  |           |  |               |  |
| 162                        | H Duquesne           | 57 50           | 144   | H Dayton           | 64 72 |                |                   |                      |       |                           |       |          |  |          |  |           |  |               |  |

Non-Div I Games:

Fordham



| Through Games of 2000 Final |                   |           |           |                    |                |                |              |          |          |                     |       |
|-----------------------------|-------------------|-----------|-----------|--------------------|----------------|----------------|--------------|----------|----------|---------------------|-------|
| Average RPI Win: 201        |                   | WON-LOST  | WINNING   | LAST 10            | STRENGTH OF    | OPP. STRENGTH  | TEAM         | ADJ.     | CONF.    | ADJ CONF.           |       |
| Average RPI Loss: 109       |                   | RECORD    | PCT. RANK | GAMES              | SCHEDULE       | OF SCHEDULE    | RPI          | RPI      | RPI      | RPI                 |       |
| DIV. I ONLY                 |                   | 24- 8     | 30        | 7- 3               | 183            |                | 144          | 79       | 80       | 15                  | 15    |
| DIV. I NON-CONF.            |                   | 10- 5     | 81        | 2- 1               | 179            |                | 141          | 102      | 104      | 14                  | 14    |
| <hr/>                       |                   |           |           |                    |                |                |              |          |          |                     |       |
| TOTALS                      |                   | RPI 1-25  |           | RPI 26-50          | W-L RECORDS    |                | RPI 51-100   |          | RPI 100+ |                     |       |
| 24- 8                       |                   | 0- 2      |           | 1- 2               | OVERALL        |                | 1- 1         |          | 22- 3    |                     |       |
| 15- 1                       |                   | 0- 1      |           | 1- 0               | HOME           |                | 1- 0         |          | 13- 0    |                     |       |
| 9- 6                        |                   | 0- 1      |           | 0- 2               | AWAY           |                | 0- 1         |          | 9- 2     |                     |       |
| 0- 1                        |                   | 0- 0      |           | 0- 0               | NEUTRAL        |                | 0- 0         |          | 0- 1     |                     |       |
| 10- 5                       |                   | 0- 2      |           | 0- 1               | NON-CONFERENCE |                | 1- 1         |          | 9- 1     |                     |       |
| 7- 1                        |                   | 0- 1      |           | 0- 0               | HOME           |                | 1- 0         |          | 6- 0     |                     |       |
| 3- 4                        |                   | 0- 1      |           | 0- 1               | AWAY           |                | 0- 1         |          | 3- 1     |                     |       |
| 0- 0                        |                   | 0- 0      |           | 0- 0               | NEUTRAL        |                | 0- 0         |          | 0- 0     |                     |       |
| 14- 3                       |                   | 0- 0      |           | 1- 1               | CONFERENCE     |                | 0- 0         |          | 13- 2    |                     |       |
| 8- 0                        |                   | 0- 0      |           | 1- 0               | HOME           |                | 0- 0         |          | 7- 0     |                     |       |
| 6- 2                        |                   | 0- 0      |           | 0- 1               | AWAY           |                | 0- 0         |          | 6- 1     |                     |       |
| 0- 1                        |                   | 0- 0      |           | 0- 0               | NEUTRAL        |                | 0- 0         |          | 0- 1     |                     |       |
| <hr/>                       |                   |           |           |                    |                |                |              |          |          |                     |       |
| RPI 1-25                    |                   | RPI 26-50 |           | RPI 51-100         |                | Team's RPI: 80 |              | RPI 101+ |          |                     |       |
| RPI S                       | Opponent          | Score     | RPI S     | Opponent           | Score          | RPI S          | Opponent     | Score    | RPI S    | Opponent            | Score |
| 14                          | A Stanford        | 67 89     | 30        | A Kansas St.       | 61 64          | 61             | H UNLV       | 77 57    | 101      | A Hawai i           | 69 62 |
| 16                          | H Arizona St.     | 52 68     | 42        | A Loui si ana Tech | 61 70          | 64             | A Texas Tech | 67 77    | 101      | H Hawai i           | 77 52 |
|                             |                   |           | 42        | H Loui si ana Tech | 67 58          |                |              |          | 149      | H UC Santa Barb.    | 78 59 |
|                             |                   |           |           |                    |                |                |              |          | 153      | H Santa Cl ara      | 64 46 |
|                             |                   |           |           |                    |                |                |              |          | 166      | H Ari zona          | 81 70 |
|                             |                   |           |           |                    |                |                |              |          | 171      | H UC Ri versi de    | 67 50 |
|                             |                   |           |           |                    |                |                |              |          | 180      | A San Jose St.      | 63 41 |
|                             |                   |           |           |                    |                |                |              |          | 180      | H San Jose St.      | 77 60 |
|                             |                   |           |           |                    |                |                |              |          | 199      | A Nevada            | 67 68 |
|                             |                   |           |           |                    |                |                |              |          | 199      | H Nevada            | 73 48 |
|                             |                   |           |           |                    |                |                |              |          | 202      | A Boi se St.        | 65 55 |
|                             |                   |           |           |                    |                |                |              |          | 202      | H Boi se St.        | 81 64 |
|                             |                   |           |           |                    |                |                |              |          | 205      | A New Mexi co St.   | 77 61 |
|                             |                   |           |           |                    |                |                |              |          | 205      | H New Mexi co St.   | 68 52 |
|                             |                   |           |           |                    |                |                |              |          | 205      | N New Mexi co St.   | 66 74 |
|                             |                   |           |           |                    |                |                |              |          | 234      | A Idaho             | 76 57 |
|                             |                   |           |           |                    |                |                |              |          | 234      | H Idaho             | 68 44 |
|                             |                   |           |           |                    |                |                |              |          | 265      | A San Francis co    | 73 53 |
|                             |                   |           |           |                    |                |                |              |          | 272      | A UC Ir vine        | 93 84 |
|                             |                   |           |           |                    |                |                |              |          | 276      | H Cal St. Fullerton | 68 50 |
|                             |                   |           |           |                    |                |                |              |          | 284      | A San Diego         | 56 50 |
|                             |                   |           |           |                    |                |                |              |          | 300      | A Utah Valley St.   | 64 72 |
|                             |                   |           |           |                    |                |                |              |          | 302      | A Utah St.          | 60 58 |
|                             |                   |           |           |                    |                |                |              |          | 302      | H Utah St.          | 70 52 |
|                             |                   |           |           |                    |                |                |              |          | 328      | H Texas Southern    | 91 62 |
| <hr/>                       |                   |           |           |                    |                |                |              |          |          |                     |       |
| LAST 10 Division I GAMES:   |                   |           |           |                    |                |                |              |          |          |                     |       |
| 30                          | A Kansas St.      | 61 64     | 302       | H Utah St.         | 70 52          |                |              |          |          |                     |       |
| 61                          | H UNLV            | 77 57     | 202       | A Boi se St.       | 65 55          |                |              |          |          |                     |       |
| 149                         | H UC Santa Barb.  | 78 59     | 180       | H San Jose St.     | 77 60          |                |              |          |          |                     |       |
| 205                         | N New Mexi co St. | 66 74     | 199       | A Nevada           | 67 68          |                |              |          |          |                     |       |
| 199                         | H Nevada          | 73 48     | 180       | A San Jose St.     | 63 41          |                |              |          |          |                     |       |

Non-Div I Games:

Fresno St.

Average RPI Win: 256  
Average RPI Loss: 163

WON-LOST  
RECORD

WINNING  
PCT. RANK

LAST 10  
GAMES

STRENGTH OF  
SCHEDULE

OPP. STRENGTH  
OF SCHEDULE

TEAM  
RPI

ADJ.  
RPI

CONF.  
RPI

ADJ CONF.  
RPI

DIV. I ONLY  
DIV. I NON-CONF.

9- 20  
3- 6

264  
234

3- 7  
0- 0

251  
270

215  
132

280  
259

281  
260

21  
19

21  
19

TOTALS

RPI 1-25

RPI 26-50

W-L RECORDS

RPI 51-100

RPI 100+

9- 20

0- 1

0- 3

OVERALL

0- 1

9- 15

6- 7

0- 0

0- 1

HOME

0- 1

6- 5

1- 11

0- 1

0- 1

AWAY

0- 0

1- 9

2- 2

0- 0

0- 1

NEUTRAL

0- 0

2- 1

3- 6

0- 1

0- 0

NON-CONFERENCE

0- 1

3- 4

2- 2

0- 0

0- 0

HOME

0- 1

2- 1

0- 3

0- 1

0- 0

AWAY

0- 0

0- 2

1- 1

0- 0

0- 0

NEUTRAL

0- 0

1- 1

6- 14

0- 0

0- 3

CONFERENCE

0- 0

6- 11

4- 5

0- 0

0- 1

HOME

0- 0

4- 4

1- 8

0- 0

0- 1

AWAY

0- 0

1- 7

1- 1

0- 0

0- 1

NEUTRAL

0- 0

1- 0

RPI 1-25

RPI 26-50

RPI 51-100

RPI 101+

Team's RPI: 281

RPI S Opponent Score  
4 A Maryland 58 92

RPI S Opponent Score  
39 A Chattanooga 44 67  
39 H Chattanooga 65 75  
39 N Chattanooga 51 70

RPI S Opponent Score  
85 H Auburn 42 86

RPI S Opponent Score  
139 A UNC Greensboro 48 72  
139 H UNC Greensboro 66 69  
141 A Davidson 58 65  
141 H Davidson 65 61  
148 A Coastal Caro. 67 71  
165 A UNC Asheville 62 66  
166 N Arizona 63 96  
186 H Clemson 55 82  
197 A Appalachian St. 67 60  
197 H Appalachian St. 44 58  
231 A Elon 56 61  
231 H Elon 47 50  
241 A Western Caro. 73 79  
241 H Western Caro. 49 63  
245 A Ga. Southern 48 65  
245 H Ga. Southern 73 62  
247 N Md. -East. Shore 86 81  
267 A Col. of Charleston 50 52  
267 H Col. of Charleston 64 55  
267 N Col. of Charleston 66 63  
305 H American 61 48  
314 A Wofford 69 70  
314 H Wofford 69 53  
325 H Kennesaw St. 98 95

LAST 10 Division I GAMES:

39 N Chattanooga 51 70  
267 N Col. of Charleston 66 63  
141 A Davidson 58 65  
231 H Elon 47 50  
241 H Western Caro. 49 63  
39 A Chattanooga 44 67  
314 H Wofford 69 53  
267 H Col. of Charleston 64 55  
139 A UNC Greensboro 48 72  
197 H Appalachian St. 44 58

Furman

Non-Div I Games: Alas. Anchorage 74 54

Furman

Loss, Non-Conf, S Site, H Home A Away N Neutral

|                   |                       |          |          |               |                   |                |             |            |                       |                  |      |       |           |
|-------------------|-----------------------|----------|----------|---------------|-------------------|----------------|-------------|------------|-----------------------|------------------|------|-------|-----------|
| Average RPI Win:  |                       | 243      | WON-LOST |               | WINNING           | LAST 10        | STRENGTH OF |            | OPP. STRENGTH         | TEAM             | ADJ. | CONF. | ADJ CONF. |
| Average RPI Loss: |                       | 150      | RECORD   |               | PCT. RANK         | GAMES          | SCHEDULE    |            | OF SCHEDULE           | RPI              | RPI  | RPI   | RPI       |
| DIV. I ONLY       |                       | 11- 18   |          |               | 227               | 3- 7           | 240         |            | 207                   | 249              | 245  | 21    | 21        |
| DIV. I NON-CONF.  |                       | 3- 6     |          |               | 234               | 0- 0           | 162         |            | 78                    | 215              | 209  | 19    | 19        |
| TOTALS            |                       | RPI 1-25 |          |               | RPI 26-50         | W-L RECORDS    |             | RPI 51-100 |                       | RPI 100+         |      |       |           |
| 11- 18            |                       | 0- 0     |          |               | 0- 3              | OVERALL        |             | 1- 2       |                       | 10- 13           |      |       |           |
| 5- 4              |                       | 0- 0     |          |               | 0- 1              | HOME           |             | 0- 0       |                       | 5- 3             |      |       |           |
| 4- 12             |                       | 0- 0     |          |               | 0- 2              | AWAY           |             | 1- 1       |                       | 3- 9             |      |       |           |
| 2- 2              |                       | 0- 0     |          |               | 0- 0              | NEUTRAL        |             | 0- 1       |                       | 2- 1             |      |       |           |
| 3- 6              |                       | 0- 0     |          |               | 0- 1              | NON-CONFERENCE |             | 1- 2       |                       | 2- 3             |      |       |           |
| 0- 0              |                       | 0- 0     |          |               | 0- 0              | HOME           |             | 0- 0       |                       | 0- 0             |      |       |           |
| 2- 5              |                       | 0- 0     |          |               | 0- 1              | AWAY           |             | 1- 1       |                       | 1- 3             |      |       |           |
| 1- 1              |                       | 0- 0     |          |               | 0- 0              | NEUTRAL        |             | 0- 1       |                       | 1- 0             |      |       |           |
| 8- 12             |                       | 0- 0     |          |               | 0- 2              | CONFERENCE     |             | 0- 0       |                       | 8- 10            |      |       |           |
| 5- 4              |                       | 0- 0     |          |               | 0- 1              | HOME           |             | 0- 0       |                       | 5- 3             |      |       |           |
| 2- 7              |                       | 0- 0     |          |               | 0- 1              | AWAY           |             | 0- 0       |                       | 2- 6             |      |       |           |
| 1- 1              |                       | 0- 0     |          |               | 0- 0              | NEUTRAL        |             | 0- 0       |                       | 1- 1             |      |       |           |
| RPI 1-25          |                       |          |          | RPI 26-50     |                   | RPI 51-100     |             | RPI 101+   |                       | Team's RPI : 245 |      |       |           |
| RPI S             | Opponent              | Score    |          | RPI S         | Opponent          | Score          |             | RPI S      | Opponent              | Score            |      | Score |           |
| 27                | A Florida St.         | 57 82    |          | 53            | N Louisville      | 44 88          |             | 133        | A Alabama             | 71 76            |      |       |           |
| 39                | A Chattanooga         | 60 81    |          | 62            | A Middle Tenn.    | 58 80          |             | 139        | A UNC Greensboro      | 62 72            |      |       |           |
| 39                | H Chattanooga         | 48 65    |          | 94            | A South Carol ina | 73 66          |             | 139        | H UNC Greensboro      | 74 63            |      |       |           |
|                   |                       |          |          |               |                   |                |             | 139        | N UNC Greensboro      | 56 68            |      |       |           |
|                   |                       |          |          |               |                   |                |             | 141        | A Davi dson           | 52 71            |      |       |           |
|                   |                       |          |          |               |                   |                |             | 141        | H Davi dson           | 52 67            |      |       |           |
|                   |                       |          |          |               |                   |                |             | 154        | A South Ala.          | 59 75            |      |       |           |
|                   |                       |          |          |               |                   |                |             | 167        | N Southern U.         | 57 53            |      |       |           |
|                   |                       |          |          |               |                   |                |             | 197        | A Appal achi an St.   | 75 78            |      |       |           |
|                   |                       |          |          |               |                   |                |             | 197        | H Appal achi an St.   | 73 78            |      |       |           |
|                   |                       |          |          |               |                   |                |             | 217        | A Troy                | 71 74            |      |       |           |
|                   |                       |          |          |               |                   |                |             | 231        | A El on               | 48 58            |      |       |           |
|                   |                       |          |          |               |                   |                |             | 231        | H El on               | 64 58            |      |       |           |
|                   |                       |          |          |               |                   |                |             | 241        | A Western Caro.       | 72 70            |      |       |           |
|                   |                       |          |          |               |                   |                |             | 241        | H Western Caro.       | 62 65            |      |       |           |
|                   |                       |          |          |               |                   |                |             | 267        | A Col . of Charleston | 66 79            |      |       |           |
|                   |                       |          |          |               |                   |                |             | 267        | H Col . of Charleston | 65 61            |      |       |           |
|                   |                       |          |          |               |                   |                |             | 281        | A Furman              | 62 73            |      |       |           |
|                   |                       |          |          |               |                   |                |             | 281        | H Furman              | 65 48            |      |       |           |
|                   |                       |          |          |               |                   |                |             | 313        | A Centenary (La.)     | 85 79            |      |       |           |
|                   |                       |          |          |               |                   |                |             | 314        | A Wofford             | 82 63            |      |       |           |
|                   |                       |          |          |               |                   |                |             | 314        | H Wofford             | 80 73            |      |       |           |
|                   |                       |          |          |               |                   |                |             | 314        | N Wofford             | 77 66            |      |       |           |
| LAST 10 Div       |                       |          |          | sion I GAMES: |                   |                |             |            |                       |                  |      |       |           |
| 139               | N UNC Greensboro      | 56 68    |          | 241           | H Western Caro.   | 62 65          |             |            |                       |                  |      |       |           |
| 314               | N Wofford             | 77 66    |          | 141           | H Davi dson       | 52 67          |             |            |                       |                  |      |       |           |
| 267               | H Col . of Charleston | 65 61    |          | 139           | A UNC Greensboro  | 62 72          |             |            |                       |                  |      |       |           |
| 39                | A Chattanooga         | 60 81    |          | 231           | A El on           | 48 58          |             |            |                       |                  |      |       |           |
| 197               | H Appal achi an St.   | 73 78    |          | 314           | H Wofford         | 80 73          |             |            |                       |                  |      |       |           |

### Non-Div l Games:

Ga. Southern

Loss, Non-Conf, S Site, H Home A Away N Neutral

[illegible]

Gardner-Webb

Gardner-Webb

### Non-Div l Games:

Gardner-Webb

■ Loss, ■ Non-Conf, S Site, H Home A Away N Neutral

Average RPI Win: 171  
Average RPI Loss: 90

WON-LOST  
RECORD

WINNING  
PCT. RANK

LAST 10  
GAMES

STRENGTH OF  
SCHEDULE

OPP. STRENGTH  
OF SCHEDULE

TEAM  
RPI

ADJ.  
RPI

CONF.  
RPI

ADJ CONF.  
RPI

|                  |        |     |      |    |    |     |     |   |   |
|------------------|--------|-----|------|----|----|-----|-----|---|---|
| DIV. I ONLY      | 12- 17 | 208 | 5- 5 | 83 | 86 | 139 | 131 | 8 | 8 |
| DIV. I NON-CONF. | 4- 5   | 180 | 0- 0 | 98 | 51 | 131 | 127 | 8 | 8 |

| TOTALS | RPI 1-25 | RPI 26-50 | W-L RECORDS    | RPI 51-100 | RPI 100+ |
|--------|----------|-----------|----------------|------------|----------|
| 12- 17 | 0- 4     | 0- 0      | OVERALL        | 2- 7       | 10- 6    |
| 6- 9   | 0- 3     | 0- 0      | HOME           | 0- 3       | 6- 3     |
| 6- 6   | 0- 1     | 0- 0      | AWAY           | 2- 2       | 4- 3     |
| 0- 2   | 0- 0     | 0- 0      | NEUTRAL        | 0- 2       | 0- 0     |
| 4- 5   | 0- 1     | 0- 0      | NON-CONFERENCE | 1- 3       | 3- 1     |
| 2- 2   | 0- 1     | 0- 0      | HOME           | 0- 1       | 2- 0     |
| 2- 1   | 0- 0     | 0- 0      | AWAY           | 1- 0       | 1- 1     |
| 0- 2   | 0- 0     | 0- 0      | NEUTRAL        | 0- 2       | 0- 0     |
| 8- 12  | 0- 3     | 0- 0      | CONFERENCE     | 1- 4       | 7- 5     |
| 4- 7   | 0- 2     | 0- 0      | HOME           | 0- 2       | 4- 3     |
| 4- 5   | 0- 1     | 0- 0      | AWAY           | 1- 2       | 3- 2     |
| 0- 0   | 0- 0     | 0- 0      | NEUTRAL        | 0- 0       | 0- 0     |

| RPI 1-25 |   |              |       | RPI 26-50 |   |                  |       | RPI 51-100                |   |               |       | RPI 101+ |   |                  |       |
|----------|---|--------------|-------|-----------|---|------------------|-------|---------------------------|---|---------------|-------|----------|---|------------------|-------|
| RPI      | S | Opponent     | Score | RPI       | S | Opponent         | Score | RPI                       | S | Opponent      | Score | RPI      | S | Opponent         | Score |
| 4        | H | Maryland     | 33 70 |           |   |                  |       | 55                        | A | James Madison | 39 67 | 120      | A | William & Mary   | 58 55 |
| 20       | A | Old Dominion | 55 71 |           |   |                  |       | 55                        | H | James Madison | 50 68 | 120      | H | William & Mary   | 70 51 |
| 20       | H | Old Dominion | 33 81 |           |   |                  |       | 59                        | A | Miami (Fla.)  | 68 61 | 122      | H | Drexel           | 36 38 |
| 20       | H | Old Dominion | 50 66 |           |   |                  |       | 69                        | A | Delaware      | 47 67 | 136      | A | Brown            | 64 59 |
|          |   |              |       |           |   |                  |       | 69                        | H | Delaware      | 63 74 | 142      | A | UNC Wilmington   | 48 61 |
|          |   |              |       |           |   |                  |       | 76                        | A | Hofstra       | 67 65 | 142      | H | UNC Wilmington   | 51 64 |
|          |   |              |       |           |   |                  |       | 81                        | N | Arkansas St.  | 66 74 | 163      | A | Va. Commonwealth | 55 57 |
|          |   |              |       |           |   |                  |       | 85                        | N | Auburn        | 36 77 | 163      | H | Va. Commonwealth | 54 58 |
|          |   |              |       |           |   |                  |       | 95                        | H | Penn St.      | 62 68 | 163      | H | Va. Commonwealth | 74 60 |
|          |   |              |       |           |   |                  |       |                           |   |               |       | 203      | H | Mt. St. Mary's   | 75 64 |
|          |   |              |       |           |   |                  |       |                           |   |               |       | 225      | H | Towson           | 50 45 |
|          |   |              |       |           |   |                  |       |                           |   |               |       | 229      | A | Siena            | 69 78 |
|          |   |              |       |           |   |                  |       |                           |   |               |       | 235      | A | Northeastern     | 67 58 |
|          |   |              |       |           |   |                  |       |                           |   |               |       | 235      | H | Northeastern     | 76 65 |
|          |   |              |       |           |   |                  |       |                           |   |               |       | 236      | H | Howard           | 71 49 |
|          |   |              |       |           |   |                  |       |                           |   |               |       | 243      | A | Georgia St.      | 83 70 |
|          |   |              |       |           |   |                  |       | LAST 10 Division I GAMES: |   |               |       |          |   |                  |       |
|          |   |              |       | 20        | H | Old Dominion     | 50 66 |                           |   |               |       | 163      | H | Va. Commonwealth | 54 58 |
|          |   |              |       | 163       | H | Va. Commonwealth | 74 60 |                           |   |               |       | 55       | A | James Madison    | 39 67 |
|          |   |              |       | 142       | A | UNC Wilmington   | 48 61 |                           |   |               |       | 235      | A | Northeastern     | 67 58 |
|          |   |              |       | 225       | H | Towson           | 50 45 |                           |   |               |       | 20       | H | Old Dominion     | 33 81 |
|          |   |              |       | 243       | A | Georgia St.      | 83 70 |                           |   |               |       | 120      | A | William & Mary   | 58 55 |

George Mason

George Mason

Non-Div I Games:

George Mason

Loss, Non-Conf, S Site, H Home A Away N Neutral

Average RPI Win: 134  
Average RPI Loss: 53

WON-LOST  
RECORD

WINNING  
PCT. RANK

LAST 10  
GAMES

STRENGTH OF  
SCHEDULE

OPP. STRENGTH  
OF SCHEDULE

TEAM  
RPI

ADJ.  
RPI

CONF.  
RPI

ADJ CONF.  
RPI

DIV. I ONLY

23- 9

42

7- 3

51

47

32

29

11

10

DIV. I NON-CONF.

8- 5

107

1- 1

45

2

44

39

9

9

TOTALS

RPI 1-25

RPI 26-50

W-L RECORDS

RPI 51-100

RPI 100+

23- 9

2- 3

4- 2

OVERALL

5- 2

12- 2

13- 3

0- 1

2- 1

HOME

3- 0

8- 1

8- 3

1- 1

2- 0

AWAY

2- 1

3- 1

2- 3

1- 1

0- 1

NEUTRAL

0- 1

1- 0

8- 5

2- 3

2- 1

NON-CONFERENCE

1- 1

3- 0

5- 2

0- 1

1- 1

HOME

1- 0

3- 0

2- 1

1- 1

1- 0

AWAY

0- 0

0- 0

1- 2

1- 1

0- 0

NEUTRAL

0- 1

0- 0

15- 4

0- 0

2- 1

CONFERENCE

4- 1

9- 2

8- 1

0- 0

1- 0

HOME

2- 0

5- 1

6- 2

0- 0

1- 0

AWAY

2- 1

3- 1

1- 1

0- 0

0- 1

NEUTRAL

0- 0

1- 0

RPI 1-25

RPI 26-50

Team's RPI: 29

RPI 51-100

RPI 101+

| RPI | S | Opponent           | Score |
|-----|---|--------------------|-------|
| 2   | H | Tennessee          | 43 59 |
| 2   | N | Tennessee          | 53 66 |
| 11  | A | North Carolina St. | 71 76 |
| 20  | A | Old Dominion       | 87 72 |
| 23  | N | Purdue             | 49 47 |

| RPI | S | Opponent    | Score |
|-----|---|-------------|-------|
| 34  | A | Temple      | 55 50 |
| 34  | H | Temple      | 58 41 |
| 34  | N | Temple      | 54 59 |
| 36  | H | Virginia    | 53 66 |
| 40  | A | Villanova   | 68 60 |
| 46  | H | Stony Brook | 77 55 |

| RPI | S | Opponent           | Score |
|-----|---|--------------------|-------|
| 51  | A | Xavier             | 62 67 |
| 51  | H | Xavier             | 64 58 |
| 52  | N | Texas              | 54 59 |
| 57  | H | Charlotte          | 69 65 |
| 67  | A | St. Joseph's       | 64 56 |
| 67  | A | St. Joseph's       | 53 51 |
| 90  | H | Southern Methodist | 76 58 |

| RPI | S | Opponent        | Score |
|-----|---|-----------------|-------|
| 118 | A | Richmond        | 70 59 |
| 118 | H | Richmond        | 63 67 |
| 118 | N | Richmond        | 61 51 |
| 144 | H | Dayton          | 75 64 |
| 162 | A | Duquesne        | 63 56 |
| 175 | A | Massachusetts   | 53 55 |
| 206 | H | La Salle        | 67 49 |
| 212 | A | Rhode Island    | 72 54 |
| 221 | H | Maine           | 57 47 |
| 237 | H | Fordham         | 67 34 |
| 262 | H | Sacramento St.  | 63 42 |
| 280 | H | St. Louis       | 84 46 |
| 285 | H | St. Bonaventure | 62 41 |
| 317 | H | Yale            | 88 37 |

LAST 10 Division I GAMES:

|     |   |              |       |     |   |                 |       |
|-----|---|--------------|-------|-----|---|-----------------|-------|
| 2   | N | Tennessee    | 53 66 | 57  | H | Charlotte       | 69 65 |
| 20  | A | Old Dominion | 87 72 | 34  | A | Temple          | 55 50 |
| 34  | N | Temple       | 54 59 | 118 | H | Richmond        | 63 67 |
| 67  | A | St. Joseph's | 53 51 | 206 | H | La Salle        | 67 49 |
| 118 | N | Richmond     | 61 51 | 285 | H | St. Bonaventure | 62 41 |

George Washington

George Washington

Non-Div I Games:

George Washington

Loss, Non-Conf, S Site, H Home A Away N Neutral

|                           |  |  |  |  |  |  |  |  |  |                               |  |                          |  |                              |  |                      |  |                           |  |          |  |          |  |           |  |               |  |
|---------------------------|--|--|--|--|--|--|--|--|--|-------------------------------|--|--------------------------|--|------------------------------|--|----------------------|--|---------------------------|--|----------|--|----------|--|-----------|--|---------------|--|
| Average RPI Win: 227      |  |  |  |  |  |  |  |  |  | WON-LOST RECORD               |  | WINNING PCT. RANK        |  | LAST 10 GAMES                |  | STRENGTH OF SCHEDULE |  | OPP. STRENGTH OF SCHEDULE |  | TEAM RPI |  | ADJ. RPI |  | CONF. RPI |  | ADJ CONF. RPI |  |
| DIV. I ONLY               |  |  |  |  |  |  |  |  |  | 10- 17                        |  | 233                      |  | 2- 8                         |  | 104                  |  | 82                        |  | 178      |  | 178      |  | 4         |  | 4             |  |
| DIV. I NON-CONF.          |  |  |  |  |  |  |  |  |  | 7- 4                          |  | 94                       |  | 0- 0                         |  | 290                  |  | 279                       |  | 177      |  | 179      |  | 5         |  | 6             |  |
| TOTALS                    |  |  |  |  |  |  |  |  |  | RPI 1-25                      |  | RPI 26-50                |  | W-L RECORDS                  |  | RPI 51-100           |  | RPI 100+                  |  |          |  |          |  |           |  |               |  |
| 10- 17                    |  |  |  |  |  |  |  |  |  | 0- 4                          |  | 0- 5                     |  | OVERALL                      |  | 0- 6                 |  | 10- 2                     |  |          |  |          |  |           |  |               |  |
| 6- 6                      |  |  |  |  |  |  |  |  |  | 0- 2                          |  | 0- 3                     |  | HOME                         |  | 0- 1                 |  | 6- 0                      |  |          |  |          |  |           |  |               |  |
| 3- 10                     |  |  |  |  |  |  |  |  |  | 0- 2                          |  | 0- 2                     |  | AWAY                         |  | 0- 5                 |  | 3- 1                      |  |          |  |          |  |           |  |               |  |
| 1- 1                      |  |  |  |  |  |  |  |  |  | 0- 0                          |  | 0- 0                     |  | NEUTRAL                      |  | 0- 0                 |  | 1- 1                      |  |          |  |          |  |           |  |               |  |
| 7- 4                      |  |  |  |  |  |  |  |  |  | 0- 1                          |  | 0- 0                     |  | NON-CONFERENCE               |  | 0- 1                 |  | 7- 2                      |  |          |  |          |  |           |  |               |  |
| 4- 0                      |  |  |  |  |  |  |  |  |  | 0- 0                          |  | 0- 0                     |  | HOME                         |  | 0- 0                 |  | 4- 0                      |  |          |  |          |  |           |  |               |  |
| 2- 3                      |  |  |  |  |  |  |  |  |  | 0- 1                          |  | 0- 0                     |  | AWAY                         |  | 0- 1                 |  | 2- 1                      |  |          |  |          |  |           |  |               |  |
| 1- 1                      |  |  |  |  |  |  |  |  |  | 0- 0                          |  | 0- 0                     |  | NEUTRAL                      |  | 0- 0                 |  | 1- 1                      |  |          |  |          |  |           |  |               |  |
| 3- 13                     |  |  |  |  |  |  |  |  |  | 0- 3                          |  | 0- 5                     |  | CONFERENCE                   |  | 0- 5                 |  | 3- 0                      |  |          |  |          |  |           |  |               |  |
| 2- 6                      |  |  |  |  |  |  |  |  |  | 0- 2                          |  | 0- 3                     |  | HOME                         |  | 0- 1                 |  | 2- 0                      |  |          |  |          |  |           |  |               |  |
| 1- 7                      |  |  |  |  |  |  |  |  |  | 0- 1                          |  | 0- 2                     |  | AWAY                         |  | 0- 4                 |  | 1- 0                      |  |          |  |          |  |           |  |               |  |
| 0- 0                      |  |  |  |  |  |  |  |  |  | 0- 0                          |  | 0- 0                     |  | NEUTRAL                      |  | 0- 0                 |  | 0- 0                      |  |          |  |          |  |           |  |               |  |
| RPI 1-25                  |  |  |  |  |  |  |  |  |  | RPI 26-50                     |  | RPI 51-100               |  | RPI 101+                     |  | Team's RPI: 178      |  |                           |  |          |  |          |  |           |  |               |  |
| RPI S Opponent Score      |  |  |  |  |  |  |  |  |  | RPI S Opponent Score          |  | RPI S Opponent Score     |  | RPI S Opponent Score         |  |                      |  |                           |  |          |  |          |  |           |  |               |  |
| 5 A Connecticut 38 80     |  |  |  |  |  |  |  |  |  | 31 H St. John's (N. Y.) 54 74 |  | 53 A Louisville 68 89    |  | 135 A Fla. Atlantic 71 62    |  |                      |  |                           |  |          |  |          |  |           |  |               |  |
| 9 H Rutgers 51 65         |  |  |  |  |  |  |  |  |  | 37 H Notre Dame 52 54         |  | 56 A Pittsburgh 62 79    |  | 179 A Syracuse 58 51         |  |                      |  |                           |  |          |  |          |  |           |  |               |  |
| 13 H DePaul 58 64         |  |  |  |  |  |  |  |  |  | 40 A Villanova 50 67          |  | 69 A Delaware 43 65      |  | 186 H Clemson 69 56          |  |                      |  |                           |  |          |  |          |  |           |  |               |  |
| 24 A Kentucky 47 63       |  |  |  |  |  |  |  |  |  | 48 A Marquette 60 67          |  | 74 A Cincinnati 68 87    |  | 196 H Seton Hall 64 52       |  |                      |  |                           |  |          |  |          |  |           |  |               |  |
|                           |  |  |  |  |  |  |  |  |  | 50 H South Fla. 57 71         |  | 74 H Cincinnati 47 63    |  | 197 H Appalachian St. 59 44  |  |                      |  |                           |  |          |  |          |  |           |  |               |  |
|                           |  |  |  |  |  |  |  |  |  |                               |  | 92 A West Virginia 54 65 |  | 203 H Mt. St. Mary's 68 60   |  |                      |  |                           |  |          |  |          |  |           |  |               |  |
|                           |  |  |  |  |  |  |  |  |  |                               |  |                          |  | 228 H Providence 79 67       |  |                      |  |                           |  |          |  |          |  |           |  |               |  |
|                           |  |  |  |  |  |  |  |  |  |                               |  |                          |  | 237 A Fordham 62 68          |  |                      |  |                           |  |          |  |          |  |           |  |               |  |
|                           |  |  |  |  |  |  |  |  |  |                               |  |                          |  | 286 N North Dakota St. 51 64 |  |                      |  |                           |  |          |  |          |  |           |  |               |  |
|                           |  |  |  |  |  |  |  |  |  |                               |  |                          |  | 305 H American 64 60         |  |                      |  |                           |  |          |  |          |  |           |  |               |  |
|                           |  |  |  |  |  |  |  |  |  |                               |  |                          |  | 312 N Lipscomb 77 45         |  |                      |  |                           |  |          |  |          |  |           |  |               |  |
|                           |  |  |  |  |  |  |  |  |  |                               |  |                          |  | 332 A Savannah St. 67 59     |  |                      |  |                           |  |          |  |          |  |           |  |               |  |
| LAST 10 Division I GAMES: |  |  |  |  |  |  |  |  |  | 50 H South Fla. 57 71         |  | 179 A Syracuse 58 51     |  |                              |  |                      |  |                           |  |          |  |          |  |           |  |               |  |
|                           |  |  |  |  |  |  |  |  |  | 40 A Villanova 50 67          |  | 196 H Seton Hall 64 52   |  |                              |  |                      |  |                           |  |          |  |          |  |           |  |               |  |
|                           |  |  |  |  |  |  |  |  |  | 74 H Cincinnati 47 63         |  | 56 A Pittsburgh 62 79    |  |                              |  |                      |  |                           |  |          |  |          |  |           |  |               |  |
|                           |  |  |  |  |  |  |  |  |  | 48 A Marquette 60 67          |  | 9 H Rutgers 51 65        |  |                              |  |                      |  |                           |  |          |  |          |  |           |  |               |  |
|                           |  |  |  |  |  |  |  |  |  | 13 H DePaul 58 64             |  | 74 A Cincinnati 68 87    |  |                              |  |                      |  |                           |  |          |  |          |  |           |  |               |  |

Georgetown

Georgetown

### Non-Div l Games:

Georgetown

Loss, Non-Conf, S Site, H Home A Away N Neutral

| Average RPI Win: 110 |                | WON-LOST       | WINNING                   | LAST 10        | STRENGTH OF | OPP. STRENGTH | TEAM              | ADJ.  | CONF. | ADJ CONF.            |        |
|----------------------|----------------|----------------|---------------------------|----------------|-------------|---------------|-------------------|-------|-------|----------------------|--------|
| Average RPI Loss: 10 |                | RECORD         | PCT. RANK                 | GAMES          | SCHEDULE    | OF SCHEDULE   | RPI               | RPI   | RPI   | RPI                  |        |
| DIV. I ONLY          |                | 23- 9          | 42                        | 6- 4           | 10          | 16            | 11                | 12    | 2     | 2                    |        |
| DIV. I NON-CONF.     |                | 12- 4          | 47                        | 2- 1           | 46          | 49            | 27                | 26    | 2     | 2                    |        |
| TOTALS               |                | RPI 1-25       | RPI 26-50                 | W-L RECORDS    | RPI 51-100  | RPI 100+      |                   |       |       |                      |        |
| 23- 9                |                | 1- 8           | 6- 1                      | OVERALL        | 7- 0        | 9- 0          |                   |       |       |                      |        |
| 9- 2                 |                | 1- 2           | 1- 0                      | HOME           | 2- 0        | 5- 0          |                   |       |       |                      |        |
| 10- 3                |                | 0- 2           | 3- 1                      | AWAY           | 3- 0        | 4- 0          |                   |       |       |                      |        |
| 4- 4                 |                | 0- 4           | 2- 0                      | NEUTRAL        | 2- 0        | 0- 0          |                   |       |       |                      |        |
| 12- 4                |                | 0- 3           | 2- 1                      | NON-CONFERENCE | 4- 0        | 6- 0          |                   |       |       |                      |        |
| 4- 0                 |                | 0- 0           | 0- 0                      | HOME           | 1- 0        | 3- 0          |                   |       |       |                      |        |
| 5- 1                 |                | 0- 0           | 1- 1                      | AWAY           | 1- 0        | 3- 0          |                   |       |       |                      |        |
| 3- 3                 |                | 0- 3           | 1- 0                      | NEUTRAL        | 2- 0        | 0- 0          |                   |       |       |                      |        |
| 11- 5                |                | 1- 5           | 4- 0                      | CONFERENCE     | 3- 0        | 3- 0          |                   |       |       |                      |        |
| 5- 2                 |                | 1- 2           | 1- 0                      | HOME           | 1- 0        | 2- 0          |                   |       |       |                      |        |
| 5- 2                 |                | 0- 2           | 2- 0                      | AWAY           | 2- 0        | 1- 0          |                   |       |       |                      |        |
| 1- 1                 |                | 0- 1           | 1- 0                      | NEUTRAL        | 0- 0        | 0- 0          |                   |       |       |                      |        |
| RPI 1-25             |                | Team's RPI: 12 | RPI 26-50                 |                | RPI 51-100  |               | RPI 101+          |       |       |                      |        |
| RPI S                | Opponent       | Score          | RPI S                     | Opponent       | Score       | RPI S         | Opponent          | Score | RPI S | Opponent             | Score  |
| 2                    | A Tennessee    | 85 94          | 26                        | A TCU          | 80 51       | 59            | N Mi ami (Fl a. ) | 74 59 | 114   | H Iona               | 97 60  |
| 2                    | H Tennessee    | 55 58          | 28                        | N Hartford     | 73 54       | 62            | A Mi ddl e Tenn.  | 90 72 | 117   | A Arkansas           | 86 80  |
| 2                    | N Tennessee    | 79 89          | 33                        | A Flori da     | 92 55       | 71            | N Mari st         | 75 60 | 133   | H Al abama           | 84 59  |
| 5                    | N Connecti cut | 75 77          | 33                        | H Flori da     | 89 70       | 82            | A Mi ssi ssi ppi  | 84 70 | 143   | A Loyol a Marymount  | 89 58  |
| 6                    | A LSU          | 61 68          | 34                        | A Temple       | 66 69       | 85            | H Auburn          | 74 61 | 153   | H Santa Clara        | 92 91  |
| 6                    | H LSU          | 64 65          | 35                        | A Vanderbil t  | 83 61       | 86            | H Georgi a Tech   | 72 66 | 190   | H Mi ssi ssi ppi St. | 81 42  |
| 10                   | N Bayl or      | 72 84          | 35                        | N Vanderbil t  | 69 47       | 94            | A South Carol ina | 74 65 | 296   | A Tenn. -Mart in     | 81 47  |
| 21                   | N UCLA         | 64 84          |                           |                |             |               |                   |       | 309   | A Memphi s           | 97 44  |
| 24                   | H Kentucky     | 91 57          |                           |                |             |               |                   |       | 332   | H Savannah St.       | 106 34 |
|                      |                |                | LAST 10 Division I GAMES: |                |             |               |                   |       |       |                      |        |
|                      |                |                | 5                         | N Connecti cut | 75 77       | 85            | H Auburn          | 74 61 |       |                      |        |
|                      |                |                | 28                        | N Hartford     | 73 54       | 117           | A Arkansas        | 86 80 |       |                      |        |
|                      |                |                | 71                        | N Mari st      | 75 60       | 35            | A Vanderbil t     | 83 61 |       |                      |        |
|                      |                |                | 2                         | N Tennessee    | 79 89       | 2             | H Tennessee       | 55 58 |       |                      |        |
|                      |                |                | 35                        | N Vanderbil t  | 69 47       | 6             | A LSU             | 61 68 |       |                      |        |

Non-Div I Games:

Georgia



| Average RPI Win: 237      |          | WON-LOST  | WINNING                | LAST 10    | STRENGTH OF | OPP. STRENGTH        | TEAM       | ADJ.  | CONF.                      | ADJ CONF.                |
|---------------------------|----------|-----------|------------------------|------------|-------------|----------------------|------------|-------|----------------------------|--------------------------|
| Average RPI Loss: 111     |          | RECORD    | PCT. RANK              | GAMES      | SCHEDULE    | OF SCHEDULE          | RPI        | RPI   | RPI                        | RPI                      |
| DIV. I ONLY               | 9- 20    | 264       | 2- 8                   | 168        | 123         | 244                  | 243        | 8     | 8                          |                          |
| DIV. I NON-CONF.          | 5- 4     | 123       | 0- 0                   | 254        | 308         | 184                  | 183        | 8     | 8                          |                          |
| TOTALS                    | RPI 1-25 | RPI 26-50 | W-L RECORDS            | RPI 51-100 | RPI 100+    |                      |            |       |                            |                          |
| 9- 20                     | 0- 2     | 0- 0      | OVERALL                | 0- 7       | 9- 11       |                      |            |       |                            |                          |
| 4- 10                     | 0- 1     | 0- 0      | HOME                   | 0- 3       | 4- 6        |                      |            |       |                            |                          |
| 3- 9                      | 0- 1     | 0- 0      | AWAY                   | 0- 3       | 3- 5        |                      |            |       |                            |                          |
| 2- 1                      | 0- 0     | 0- 0      | NEUTRAL                | 0- 1       | 2- 0        |                      |            |       |                            |                          |
| 5- 4                      | 0- 0     | 0- 0      | NON-CONFERENCE         | 0- 2       | 5- 2        |                      |            |       |                            |                          |
| 3- 2                      | 0- 0     | 0- 0      | HOME                   | 0- 1       | 3- 1        |                      |            |       |                            |                          |
| 1- 2                      | 0- 0     | 0- 0      | AWAY                   | 0- 1       | 1- 1        |                      |            |       |                            |                          |
| 1- 0                      | 0- 0     | 0- 0      | NEUTRAL                | 0- 0       | 1- 0        |                      |            |       |                            |                          |
| 4- 16                     | 0- 2     | 0- 0      | CONFERENCE             | 0- 5       | 4- 9        |                      |            |       |                            |                          |
| 1- 8                      | 0- 1     | 0- 0      | HOME                   | 0- 2       | 1- 5        |                      |            |       |                            |                          |
| 2- 7                      | 0- 1     | 0- 0      | AWAY                   | 0- 2       | 2- 4        |                      |            |       |                            |                          |
| 1- 1                      | 0- 0     | 0- 0      | NEUTRAL                | 0- 1       | 1- 0        |                      |            |       |                            |                          |
| RPI S Opponent            | RPI 1-25 | Score     | RPI S Opponent         | RPI 26-50  | Score       | RPI S Opponent       | RPI 51-100 | Score | RPI S Opponent             | RPI 101+ Team's RPI: 243 |
| 20 A Old Domini on        | 50       | 89        |                        |            |             | 109 A Samford        | 54         | 79    | 59                         | 62                       |
| 20 H Old Domini on        | 56       | 82        |                        |            |             | 120 A William & Mary | 51         | 69    | 50                         | 78                       |
|                           |          |           |                        |            |             | 69 H Delaware        | 49         | 70    | 61                         | 75                       |
|                           |          |           |                        |            |             | 76 A Hofstra         | 68         | 84    | 120 N William & Mary       | 81 66                    |
|                           |          |           |                        |            |             | 76 H Hofstra         | 49         | 74    | 122 A Drexel               | 56 58                    |
|                           |          |           |                        |            |             | 76 N Hofstra         | 77         | 86    | 131 H George Mason         | 70 83                    |
|                           |          |           |                        |            |             | 86 H Georgi a Tech   | 51         | 60    | 141 H Davi dson            | 56 63                    |
|                           |          |           |                        |            |             |                      |            |       | 142 A UNC Wi lmi ngton     | 54 47                    |
|                           |          |           |                        |            |             |                      |            |       | 142 H UNC Wi lmi ngton     | 48 62                    |
|                           |          |           |                        |            |             |                      |            |       | 163 A Va. Commonweal th    | 60 69                    |
|                           |          |           |                        |            |             |                      |            |       | 163 H Va. Commonweal th    | 80 82                    |
|                           |          |           |                        |            |             |                      |            |       | 225 A Towson               | 89 65                    |
|                           |          |           |                        |            |             |                      |            |       | 225 H Towson               | 78 69                    |
|                           |          |           |                        |            |             |                      |            |       | 235 A Northeastern         | 54 58                    |
|                           |          |           |                        |            |             |                      |            |       | 235 H Northeastern         | 61 64                    |
|                           |          |           |                        |            |             |                      |            |       | 240 H Mi ssi ssi ppi Val . | 71 44                    |
|                           |          |           |                        |            |             |                      |            |       | 248 N Bi rmi ngham-So.     | 56 55                    |
|                           |          |           |                        |            |             |                      |            |       | 297 H Hampton              | 64 59                    |
|                           |          |           |                        |            |             |                      |            |       | 306 H Norfol k St.         | 85 53                    |
|                           |          |           |                        |            |             |                      |            |       | 332 A Savannah St.         | 76 52                    |
| LAST 10 Div sion I GAMES: |          |           |                        |            |             |                      |            |       |                            |                          |
| 76 N Hofstra              | 77       | 86        | 131 H George Mason     | 70         | 83          |                      |            |       |                            |                          |
| 120 N William & Mary      | 81       | 66        | 142 A UNC Wi lmi ngton | 54         | 47          |                      |            |       |                            |                          |
| 20 H Old Domini on        | 56       | 82        | 120 A William & Mary   | 50         | 78          |                      |            |       |                            |                          |
| 163 H Va. Commonweal th   | 80       | 82        | 20 A Old Domini on     | 50         | 89          |                      |            |       |                            |                          |
| 55 A James Madi son       | 54       | 79        | 76 A Hofstra           | 68         | 84          |                      |            |       |                            |                          |

Non-Di v I Games:

Georgi a St.

■ Loss, 
 ■ Non-Conf, 
 ■ S Site, 
 ■ H Home 
 ■ A Away 
 N Neutral



Average RPI Win: 240

Average RPI Loss: 143

WON-LOST  
RECORDWINNING  
PCT. RANKLAST 10  
GAMESSTRENGTH OF  
SCHEDULEOPP. STRENGTH  
OF SCHEDULETEAM  
RPIADJ.  
RPICONF.  
RPIADJ CONF.  
RPI

DIV. I ONLY

16- 14

147

8- 2

191

198

166

168

24

24

DIV. I NON-CONF.

5- 10

234

0- 0

97

124

180

181

21

21

TOTALS

RPI 1-25

RPI 26-50

W-L RECORDS

RPI 51-100

RPI 100+

16- 14

0- 4

0- 0

OVERALL

0- 1

16- 9

10- 2

0- 0

0- 0

HOME

0- 1

10- 1

4- 9

0- 1

0- 0

AWAY

0- 0

4- 8

2- 3

0- 3

0- 0

NEUTRAL

0- 0

2- 0

5- 10

0- 4

0- 0

NON-CONFERENCE

0- 1

5- 5

3- 1

0- 0

0- 0

HOME

0- 1

3- 0

0- 6

0- 1

0- 0

AWAY

0- 0

0- 5

2- 3

0- 3

0- 0

NEUTRAL

0- 0

2- 0

11- 4

0- 0

0- 0

CONFERENCE

0- 0

11- 4

7- 1

0- 0

0- 0

HOME

0- 0

7- 1

4- 3

0- 0

0- 0

AWAY

0- 0

4- 3

0- 0

0- 0

0- 0

NEUTRAL

0- 0

0- 0

RPI 1-25

RPI 26-50

RPI 51-100

RPI 101+

Team's RPI: 168

| RPI | S | Opponent     | Score        |
|-----|---|--------------|--------------|
| 2   | N | Tennessee    | 65 <b>79</b> |
| 4   | N | Maryl and    | 50 <b>88</b> |
| 15  | A | Utah         | 54 <b>81</b> |
| 17  | N | Michigan St. | 45 <b>60</b> |

| RPI | S | Opponent | Score |
|-----|---|----------|-------|
|-----|---|----------|-------|

| RPI | S | Opponent | Score        |
|-----|---|----------|--------------|
| 98  | H | Montana  | 60 <b>72</b> |

| RPI | S | Opponent          | Score        |
|-----|---|-------------------|--------------|
| 143 | A | Loyola Marymount  | 46 <b>75</b> |
| 143 | H | Loyola Marymount  | 53 43        |
| 153 | A | Santa Clara       | 52 <b>74</b> |
| 153 | H | Santa Clara       | 70 60        |
| 155 | A | Denver            | 52 <b>60</b> |
| 170 | A | Pepperdine        | 58 <b>59</b> |
| 170 | H | Pepperdine        | 55 38        |
| 180 | A | San Jose St.      | 61 <b>69</b> |
| 180 | H | San Jose St.      | 68 53        |
| 204 | H | Eastern Wash.     | 54 51        |
| 233 | H | Portland St.      | 81 57        |
| 234 | A | Idaho             | 62 <b>69</b> |
| 244 | N | Northern Colo.    | 69 48        |
| 253 | A | St. Mary's (Cal.) | 68 58        |
| 253 | H | St. Mary's (Cal.) | 56 42        |
| 262 | A | Sacramento St.    | 54 <b>73</b> |
| 265 | A | San Francisco     | 71 53        |
| 265 | H | San Francisco     | 54 42        |
| 265 | H | San Francisco     | 67 <b>75</b> |
| 268 | N | Northwestern St.  | 92 68        |
| 284 | A | San Diego         | 58 51        |
| 284 | H | San Diego         | 81 66        |
| 300 | A | Utah Valley St.   | 51 <b>60</b> |
| 321 | A | Portland          | 46 41        |
| 321 | H | Portland          | 67 60        |

LAST 10 Division I GAMES:

|     |   |                  |              |
|-----|---|------------------|--------------|
| 265 | H | San Francisco    | 67 <b>75</b> |
| 265 | A | San Francisco    | 71 53        |
| 284 | A | San Diego        | 58 51        |
| 170 | H | Pepperdine       | 55 38        |
| 143 | H | Loyola Marymount | 53 43        |

|     |   |                   |              |
|-----|---|-------------------|--------------|
| 321 | A | Portland          | 46 41        |
| 253 | A | St. Mary's (Cal.) | 68 58        |
| 153 | A | Santa Clara       | 52 <b>74</b> |
| 321 | H | Portland          | 67 60        |
| 265 | H | San Francisco     | 54 42        |

| Average RPI Win: 271      |          | WON-LOST  | WINNING        | LAST 10                | STRENGTH OF | OPP. STRENGTH | TEAM             | ADJ.  | CONF. | ADJ CONF.                    |
|---------------------------|----------|-----------|----------------|------------------------|-------------|---------------|------------------|-------|-------|------------------------------|
| Average RPI Loss: 220     |          | RECORD    | PCT. RANK      | GAMES                  | SCHEDULE    | OF SCHEDULE   | RPI              | RPI   | RPI   | RPI                          |
| DIV. I ONLY               | 10- 15   | 214       | 4- 6           | 310                    | 323         | 286           | 288              | 32    | 32    |                              |
| DIV. I NON-CONF.          | 3- 3     | 144       | 0- 0           | 249                    | 133         | 190           | 190              | 32    | 32    |                              |
| TOTALS                    | RPI 1-25 | RPI 26-50 | W-L RECORDS    | RPI 51-100             | RPI 100+    |               |                  |       |       |                              |
| 10- 15                    | 0- 0     | 0- 1      | OVERALL        | 0- 1                   | 10- 13      |               |                  |       |       |                              |
| 3- 7                      | 0- 0     | 0- 0      | HOME           | 0- 0                   | 3- 7        |               |                  |       |       |                              |
| 6- 7                      | 0- 0     | 0- 1      | AWAY           | 0- 1                   | 6- 5        |               |                  |       |       |                              |
| 1- 1                      | 0- 0     | 0- 0      | NEUTRAL        | 0- 0                   | 1- 1        |               |                  |       |       |                              |
| 3- 3                      | 0- 0     | 0- 1      | NON-CONFERENCE | 0- 1                   | 3- 1        |               |                  |       |       |                              |
| 1- 0                      | 0- 0     | 0- 0      | HOME           | 0- 0                   | 1- 0        |               |                  |       |       |                              |
| 1- 3                      | 0- 0     | 0- 1      | AWAY           | 0- 1                   | 1- 1        |               |                  |       |       |                              |
| 1- 0                      | 0- 0     | 0- 0      | NEUTRAL        | 0- 0                   | 1- 0        |               |                  |       |       |                              |
| 7- 12                     | 0- 0     | 0- 0      | CONFERENCE     | 0- 0                   | 7- 12       |               |                  |       |       |                              |
| 2- 7                      | 0- 0     | 0- 0      | HOME           | 0- 0                   | 2- 7        |               |                  |       |       |                              |
| 5- 4                      | 0- 0     | 0- 0      | AWAY           | 0- 0                   | 5- 4        |               |                  |       |       |                              |
| 0- 1                      | 0- 0     | 0- 0      | NEUTRAL        | 0- 0                   | 0- 1        |               |                  |       |       |                              |
| RPI S                     | RPI 1-25 | Score     | RPI S          | RPI 26-50              | Score       | RPI S         | RPI 51-100       | Score | RPI S | RPI 101+ Team's RPI: 288     |
|                           | Opponent |           |                | Opponent               |             |               | Opponent         |       |       | Score                        |
|                           |          |           | 42             | A Loui si ana Tech     | 55 84       | 73            | A Nebraska       | 40 69 | 117   | A Arkansas 69 88             |
|                           |          |           |                |                        |             |               |                  |       | 167   | A Southern U. 54 55          |
|                           |          |           |                |                        |             |               |                  |       | 167   | H Southern U. 63 54          |
|                           |          |           |                |                        |             |               |                  |       | 167   | N Southern U. 76 84          |
|                           |          |           |                |                        |             |               |                  |       | 211   | A Jackson St. 66 61          |
|                           |          |           |                |                        |             |               |                  |       | 211   | H Jackson St. 62 80          |
|                           |          |           |                |                        |             |               |                  |       | 220   | A McNeese St. 68 67          |
|                           |          |           |                |                        |             |               |                  |       | 240   | A Mi ssi ssi ppi Val . 48 71 |
|                           |          |           |                |                        |             |               |                  |       | 240   | H Mi ssi ssi ppi Val . 73 79 |
|                           |          |           |                |                        |             |               |                  |       | 254   | A Al abama St. 77 78         |
|                           |          |           |                |                        |             |               |                  |       | 254   | H Al abama St. 69 79         |
|                           |          |           |                |                        |             |               |                  |       | 278   | A Al corn St. 73 71          |
|                           |          |           |                |                        |             |               |                  |       | 278   | H Al corn St. 57 71          |
|                           |          |           |                |                        |             |               |                  |       | 282   | A Al abama A&M 73 68         |
|                           |          |           |                |                        |             |               |                  |       | 282   | H Al abama A&M 53 62         |
|                           |          |           |                |                        |             |               |                  |       | 294   | N Ni chol l s St. 61 54      |
|                           |          |           |                |                        |             |               |                  |       | 297   | H Hampton 91 80              |
|                           |          |           |                |                        |             |               |                  |       | 316   | A Ark. -Pi ne Bl uff 76 75   |
|                           |          |           |                |                        |             |               |                  |       | 316   | H Ark. -Pi ne Bl uff 81 71   |
|                           |          |           |                |                        |             |               |                  |       | 323   | A Prai rie View 73 79        |
|                           |          |           |                |                        |             |               |                  |       | 323   | H Prai rie View 70 75        |
|                           |          |           |                |                        |             |               |                  |       | 328   | A Texas Southern 79 71       |
|                           |          |           |                |                        |             |               |                  |       | 328   | H Texas Southern 62 76       |
| LAST 10 Div sion I GAMES: |          |           |                |                        |             |               |                  |       |       |                              |
|                           |          |           | 167            | N Southern U.          | 76 84       | 211           | H Jackson St.    | 62 80 |       |                              |
|                           |          |           | 282            | A Al abama A&M         | 73 68       | 323           | A Prai rie View  | 73 79 |       |                              |
|                           |          |           | 254            | A Al abama St.         | 77 78       | 328           | A Texas Southern | 79 71 |       |                              |
|                           |          |           | 240            | H Mi ssi ssi ppi Val . | 73 79       | 278           | H Al corn St.    | 57 71 |       |                              |
|                           |          |           | 316            | H Ark. -Pi ne Bl uff   | 81 71       | 167           | H Southern U.    | 63 54 |       |                              |

Non-Div I Games: Fort Valley St. 61 54

Grambling

[illegible]H  
a  
m  
p  
t  
o  
n

Hampton

### Non-Div l Games:

Hampton

■ Loss, ■ Non-Conf, S Site, H Home A Away N Neutral



| Average RPI Win: 272 |            | WON-LOST RECORD | WINNING PCT. RANK | LAST 10 GAMES  | STRENGTH OF SCHEDULE | OPP. STRENGTH OF SCHEDULE | TEAM RPI  | ADJ. RPI        | CONF. RPI | ADJ CONF. RPI       |
|----------------------|------------|-----------------|-------------------|----------------|----------------------|---------------------------|-----------|-----------------|-----------|---------------------|
| DIV. I ONLY          | 12- 15     | 196             | 6- 4              | 242            | 202                  | 212                       | 209       | 26              | 25        |                     |
| DIV. I NON-CONF.     | 4- 9       | 253             | 0- 0              | 169            | 95                   | 228                       | 227       | 26              | 26        |                     |
| TOTALS               | RPI 1-25   | RPI 26-50       | W-L RECORDS       | RPI 51-100     | RPI 100+             |                           |           |                 |           |                     |
| 12- 15               | 0- 1       | 0- 1            | OVERALL           | 0- 5           | 12- 8                |                           |           |                 |           |                     |
| 6- 7                 | 0- 0       | 0- 0            | HOME              | 0- 3           | 6- 4                 |                           |           |                 |           |                     |
| 5- 8                 | 0- 1       | 0- 1            | AWAY              | 0- 2           | 5- 4                 |                           |           |                 |           |                     |
| 1- 0                 | 0- 0       | 0- 0            | NEUTRAL           | 0- 0           | 1- 0                 |                           |           |                 |           |                     |
| 4- 9                 | 0- 1       | 0- 1            | NON-CONFERENCE    | 0- 3           | 4- 4                 |                           |           |                 |           |                     |
| 2- 4                 | 0- 0       | 0- 0            | HOME              | 0- 2           | 2- 2                 |                           |           |                 |           |                     |
| 1- 5                 | 0- 1       | 0- 1            | AWAY              | 0- 1           | 1- 2                 |                           |           |                 |           |                     |
| 1- 0                 | 0- 0       | 0- 0            | NEUTRAL           | 0- 0           | 1- 0                 |                           |           |                 |           |                     |
| 8- 6                 | 0- 0       | 0- 0            | CONFERENCE        | 0- 2           | 8- 4                 |                           |           |                 |           |                     |
| 4- 3                 | 0- 0       | 0- 0            | HOME              | 0- 1           | 4- 2                 |                           |           |                 |           |                     |
| 4- 3                 | 0- 0       | 0- 0            | AWAY              | 0- 1           | 4- 2                 |                           |           |                 |           |                     |
| 0- 0                 | 0- 0       | 0- 0            | NEUTRAL           | 0- 0           | 0- 0                 |                           |           |                 |           |                     |
| RPI 1-25             |            | RPI 26-50       |                   | RPI 51-100     |                      | RPI 101+                  |           | Team's RPI: 209 |           |                     |
| RPI S                | Opponent   | Score           | RPI S             | Opponent       | Score                | RPI S                     | Opponent  | Score           |           |                     |
| 13 A                 | DePaul     | 52 97           | 36 A              | Vi rgi ni a    | 48 54                | 71 A                      | Marist    | 39 44           | 105 A     | Pri nceton 55 70    |
|                      |            |                 |                   |                |                      | 76 H                      | Hofstra   | 68 82           | 105 H     | Pri nceton 57 69    |
|                      |            |                 |                   |                |                      | 77 A                      | Dartmouth | 55 76           | 112 H     | Bi nghamton 71 62   |
|                      |            |                 |                   |                |                      | 77 H                      | Dartmouth | 76 91           | 118 A     | Ri chmond 47 63     |
|                      |            |                 |                   |                |                      | 79 H                      | Boston U. | 59 70           | 136 A     | Brown 61 66         |
|                      |            |                 |                   |                |                      |                           |           |                 | 136 H     | Brown 62 64         |
|                      |            |                 |                   |                |                      |                           |           |                 | 212 A     | Rhode Isl and 77 48 |
|                      |            |                 |                   |                |                      |                           |           |                 | 228 H     | Provi dence 59 70   |
|                      |            |                 |                   |                |                      |                           |           |                 | 235 A     | Northeastern 60 72  |
|                      |            |                 |                   |                |                      |                           |           |                 | 238 H     | Fai rfi el d 58 71  |
|                      |            |                 |                   |                |                      |                           |           |                 | 254 N     | Al abama St. 69 56  |
|                      |            |                 |                   |                |                      |                           |           |                 | 269 H     | Col gate 80 62      |
|                      |            |                 |                   |                |                      |                           |           |                 | 270 A     | Cornel l 78 69      |
|                      |            |                 |                   |                |                      |                           |           |                 | 270 H     | Cornel l 80 71      |
|                      |            |                 |                   |                |                      |                           |           |                 | 304 A     | Penn 77 65          |
|                      |            |                 |                   |                |                      |                           |           |                 | 304 H     | Penn 77 58          |
|                      |            |                 |                   |                |                      |                           |           |                 | 317 A     | Yal e 59 54         |
|                      |            |                 |                   |                |                      |                           |           |                 | 317 H     | Yal e 55 48         |
|                      |            |                 |                   |                |                      |                           |           |                 | 318 A     | Col umbi a 86 71    |
|                      |            |                 |                   |                |                      |                           |           |                 | 318 H     | Col umbi a 86 63    |
| LAST 10 Di v         |            |                 |                   | si on I GAMES: |                      |                           |           |                 |           |                     |
| 77 A                 | Dartmouth  | 55 76           | 317 A             | Yal e          | 59 54                |                           |           |                 |           |                     |
| 318 A                | Col umbi a | 86 71           | 136 A             | Brown          | 61 66                |                           |           |                 |           |                     |
| 270 A                | Cornel l   | 78 69           | 304 A             | Penn           | 77 65                |                           |           |                 |           |                     |
| 105 H                | Pri nceton | 57 69           | 105 A             | Pri nceton     | 55 70                |                           |           |                 |           |                     |
| 304 H                | Penn       | 77 58           | 270 H             | Cornel l       | 80 71                |                           |           |                 |           |                     |

Harvard

Non-Div I Games:

Harvard

Loss, 
Non-Conf, S Site, 
H Home
A Away 
N Neutral

| Average RPI Win: 203 |                       | WON-LOST RECORD | WINNING PCT. RANK | LAST 10 GAMES  | STRENGTH OF SCHEDULE | OPP. STRENGTH OF SCHEDULE | TEAM RPI         | ADJ. RPI        | CONF. RPI | ADJ CONF. RPI |
|----------------------|-----------------------|-----------------|-------------------|----------------|----------------------|---------------------------|------------------|-----------------|-----------|---------------|
| DIV. I ONLY          |                       | 18- 10          | 81                | 7- 3           | 164                  | 156                       | 105              | 101             | 15        | 15            |
| DIV. I NON-CONF.     |                       | 9- 2            | 25                | 0- 0           | 137                  | 148                       | 53               | 53              | 14        | 14            |
| TOTALS               |                       | RPI 1-25        | RPI 26-50         | W-L RECORDS    | RPI 51-100           | RPI 100+                  |                  |                 |           |               |
| 18- 10               |                       | 0- 0            | 1- 3              | OVERALL        | 2- 2                 | 15- 5                     |                  |                 |           |               |
| 11- 6                |                       | 0- 0            | 1- 2              | HOME           | 2- 1                 | 8- 3                      |                  |                 |           |               |
| 7- 3                 |                       | 0- 0            | 0- 1              | AWAY           | 0- 1                 | 7- 1                      |                  |                 |           |               |
| 0- 1                 |                       | 0- 0            | 0- 0              | NEUTRAL        | 0- 0                 | 0- 1                      |                  |                 |           |               |
| 9- 2                 |                       | 0- 0            | 1- 1              | NON-CONFERENCE | 2- 0                 | 6- 1                      |                  |                 |           |               |
| 7- 2                 |                       | 0- 0            | 1- 1              | HOME           | 2- 0                 | 4- 1                      |                  |                 |           |               |
| 2- 0                 |                       | 0- 0            | 0- 0              | AWAY           | 0- 0                 | 2- 0                      |                  |                 |           |               |
| 0- 0                 |                       | 0- 0            | 0- 0              | NEUTRAL        | 0- 0                 | 0- 0                      |                  |                 |           |               |
| 9- 8                 |                       | 0- 0            | 0- 2              | CONFERENCE     | 0- 2                 | 9- 4                      |                  |                 |           |               |
| 4- 4                 |                       | 0- 0            | 0- 1              | HOME           | 0- 1                 | 4- 2                      |                  |                 |           |               |
| 5- 3                 |                       | 0- 0            | 0- 1              | AWAY           | 0- 1                 | 5- 1                      |                  |                 |           |               |
| 0- 1                 |                       | 0- 0            | 0- 0              | NEUTRAL        | 0- 0                 | 0- 1                      |                  |                 |           |               |
| RPI 1-25             |                       | RPI 26-50       |                   | RPI 51-100     |                      | RPI 101+                  |                  | Team's RPI: 101 |           |               |
| RPI S                | Opponent              | Score           | RPI S             | Opponent       | Score                | RPI S                     | Opponent         | Score           |           |               |
| 38                   | H Texas A&M           | 68 66           | 80                | A Fresno St.   | 52 77                | 130                       | H Wisconsin      | 67 77           |           |               |
| 42                   | A Louisiana Tech      | 52 91           | 80                | H Fresno St.   | 62 69                | 153                       | A Santa Clara    | 73 69           |           |               |
| 42                   | H Louisiana Tech      | 66 71           | 93                | H Kent St.     | 61 55                | 180                       | A San Jose St.   | 76 61           |           |               |
| 43                   | H Southern California | 71 80           | 93                | H Kent St.     | 67 56                | 180                       | H San Jose St.   | 57 49           |           |               |
|                      |                       |                 |                   |                |                      | 191                       | H Washington St. | 68 63           |           |               |
|                      |                       |                 |                   |                |                      | 199                       | A Nevada         | 79 74           |           |               |
|                      |                       |                 |                   |                |                      | 199                       | H Nevada         | 61 66           |           |               |
|                      |                       |                 |                   |                |                      | 202                       | A Boise St.      | 75 83           |           |               |
|                      |                       |                 |                   |                |                      | 202                       | H Boise St.      | 72 67           |           |               |
|                      |                       |                 |                   |                |                      | 202                       | N Boise St.      | 63 72           |           |               |
|                      |                       |                 |                   |                |                      | 205                       | A New Mexico St. | 74 71           |           |               |
|                      |                       |                 |                   |                |                      | 205                       | H New Mexico St. | 69 72           |           |               |
|                      |                       |                 |                   |                |                      | 234                       | A Idaho          | 66 60           |           |               |
|                      |                       |                 |                   |                |                      | 234                       | H Idaho          | 71 62           |           |               |
|                      |                       |                 |                   |                |                      | 256                       | H Eastern Ill.   | 64 58           |           |               |
|                      |                       |                 |                   |                |                      | 259                       | H Campbell I     | 69 59           |           |               |
|                      |                       |                 |                   |                |                      | 259                       | H Campbell I     | 80 64           |           |               |
|                      |                       |                 |                   |                |                      | 265                       | A San Francisco  | 71 63           |           |               |
|                      |                       |                 |                   |                |                      | 302                       | A Utah St.       | 63 50           |           |               |
|                      |                       |                 |                   |                |                      | 302                       | H Utah St.       | 61 48           |           |               |
|                      |                       |                 |                   |                |                      |                           |                  |                 |           |               |
|                      |                       |                 |                   |                |                      |                           |                  |                 |           |               |
|                      |                       |                 |                   |                |                      |                           |                  |                 |           |               |
|                      |                       |                 |                   |                |                      |                           |                  |                 |           |               |
|                      |                       |                 |                   |                |                      |                           |                  |                 |           |               |
|                      |                       |                 |                   |                |                      |                           |                  |                 |           |               |
|                      |                       |                 |                   |                |                      |                           |                  |                 |           |               |
|                      |                       |                 |                   |                |                      |                           |                  |                 |           |               |
|                      |                       |                 |                   |                |                      |                           |                  |                 |           |               |
|                      |                       |                 |                   |                |                      |                           |                  |                 |           |               |
|                      |                       |                 |                   |                |                      |                           |                  |                 |           |               |
|                      |                       |                 |                   |                |                      |                           |                  |                 |           |               |
|                      |                       |                 |                   |                |                      |                           |                  |                 |           |               |
|                      |                       |                 |                   |                |                      |                           |                  |                 |           |               |
|                      |                       |                 |                   |                |                      |                           |                  |                 |           |               |
|                      |                       |                 |                   |                |                      |                           |                  |                 |           |               |
|                      |                       |                 |                   |                |                      |                           |                  |                 |           |               |
|                      |                       |                 |                   |                |                      |                           |                  |                 |           |               |
|                      |                       |                 |                   |                |                      |                           |                  |                 |           |               |
|                      |                       |                 |                   |                |                      |                           |                  |                 |           |               |
|                      |                       |                 |                   |                |                      |                           |                  |                 |           |               |
|                      |                       |                 |                   |                |                      |                           |                  |                 |           |               |
|                      |                       |                 |                   |                |                      |                           |                  |                 |           |               |
|                      |                       |                 |                   |                |                      |                           |                  |                 |           |               |
|                      |                       |                 |                   |                |                      |                           |                  |                 |           |               |
|                      |                       |                 |                   |                |                      |                           |                  |                 |           |               |
|                      |                       |                 |                   |                |                      |                           |                  |                 |           |               |
|                      |                       |                 |                   |                |                      |                           |                  |                 |           |               |
|                      |                       |                 |                   |                |                      |                           |                  |                 |           |               |
|                      |                       |                 |                   |                |                      |                           |                  |                 |           |               |
|                      |                       |                 |                   |                |                      |                           |                  |                 |           |               |
|                      |                       |                 |                   |                |                      |                           |                  |                 |           |               |
|                      |                       |                 |                   |                |                      |                           |                  |                 |           |               |
|                      |                       |                 |                   |                |                      |                           |                  |                 |           |               |
|                      |                       |                 |                   |                |                      |                           |                  |                 |           |               |
|                      |                       |                 |                   |                |                      |                           |                  |                 |           |               |
|                      |                       |                 |                   |                |                      |                           |                  |                 |           |               |
|                      |                       |                 |                   |                |                      |                           |                  |                 |           |               |
|                      |                       |                 |                   |                |                      |                           |                  |                 |           |               |
|                      |                       |                 |                   |                |                      |                           |                  |                 |           |               |
|                      |                       |                 |                   |                |                      |                           |                  |                 |           |               |
|                      |                       |                 |                   |                |                      |                           |                  |                 |           |               |
|                      |                       |                 |                   |                |                      |                           |                  |                 |           |               |
|                      |                       |                 |                   |                |                      |                           |                  |                 |           |               |
|                      |                       |                 |                   |                |                      |                           |                  |                 |           |               |
|                      |                       |                 |                   |                |                      |                           |                  |                 |           |               |
|                      |                       |                 |                   |                |                      |                           |                  |                 |           |               |
|                      |                       |                 |                   |                |                      |                           |                  |                 |           |               |
|                      |                       |                 |                   |                |                      |                           |                  |                 |           |               |
|                      |                       |                 |                   |                |                      |                           |                  |                 |           |               |
|                      |                       |                 |                   |                |                      |                           |                  |                 |           |               |
|                      |                       |                 |                   |                |                      |                           |                  |                 |           |               |
|                      |                       |                 |                   |                |                      |                           |                  |                 |           |               |
|                      |                       |                 |                   |                |                      |                           |                  |                 |           |               |
|                      |                       |                 |                   |                |                      |                           |                  |                 |           |               |
|                      |                       |                 |                   |                |                      |                           |                  |                 |           |               |
|                      |                       |                 |                   |                |                      |                           |                  |                 |           |               |
|                      |                       |                 |                   |                |                      |                           |                  |                 |           |               |
|                      |                       |                 |                   |                |                      |                           |                  |                 |           |               |
|                      |                       |                 |                   |                |                      |                           |                  |                 |           |               |
|                      |                       |                 |                   |                |                      |                           |                  |                 |           |               |
|                      |                       |                 |                   |                |                      |                           |                  |                 |           |               |
|                      |                       |                 |                   |                |                      |                           |                  |                 |           |               |
|                      |                       |                 |                   |                |                      |                           |                  |                 |           |               |
|                      |                       |                 |                   |                |                      |                           |                  |                 |           |               |
|                      |                       |                 |                   |                |                      |                           |                  |                 |           |               |
|                      |                       |                 |                   |                |                      |                           |                  |                 |           |               |
|                      |                       |                 |                   |                |                      |                           |                  |                 |           |               |
|                      |                       |                 |                   |                |                      |                           |                  |                 |           |               |
|                      |                       |                 |                   |                |                      |                           |                  |                 |           |               |
|                      |                       |                 |                   |                |                      |                           |                  |                 |           |               |
|                      |                       |                 |                   |                |                      |                           |                  |                 |           |               |
|                      |                       |                 |                   |                |                      |                           |                  |                 |           |               |
|                      |                       |                 |                   |                |                      |                           |                  |                 |           |               |
|                      |                       |                 |                   |                |                      |                           |                  |                 |           |               |
|                      |                       |                 |                   |                |                      |                           |                  |                 |           |               |
|                      |                       |                 |                   |                |                      |                           |                  |                 |           |               |
|                      |                       |                 |                   |                |                      |                           |                  |                 |           |               |
|                      |                       |                 |                   |                |                      |                           |                  |                 |           |               |
|                      |                       |                 |                   |                |                      |                           |                  |                 |           |               |
|                      |                       |                 |                   |                |                      |                           |                  |                 |           |               |
|                      |                       |                 |                   |                |                      |                           |                  |                 |           |               |
|                      |                       |                 |                   |                |                      |                           |                  |                 |           |               |
|                      |                       |                 |                   |                |                      |                           |                  |                 |           |               |
|                      |                       |                 |                   |                |                      |                           |                  |                 |           |               |
|                      |                       |                 |                   |                |                      |                           |                  |                 |           |               |
|                      |                       |                 |                   |                |                      |                           |                  |                 |           |               |
|                      |                       |                 |                   |                |                      |                           |                  |                 |           |               |
|                      |                       |                 |                   |                |                      |                           |                  |                 |           |               |
|                      |                       |                 |                   |                |                      |                           |                  |                 |           |               |
|                      |                       |                 |                   |                |                      |                           |                  |                 |           |               |
|                      |                       |                 |                   |                |                      |                           |                  |                 |           |               |
|                      |                       |                 |                   |                |                      |                           |                  |                 |           |               |
|                      |                       |                 |                   |                |                      |                           |                  |                 |           |               |
|                      |                       |                 |                   |                |                      |                           |                  |                 |           |               |
|                      |                       |                 |                   |                |                      |                           |                  |                 |           |               |
|                      |                       |                 |                   |                |                      |                           |                  |                 |           |               |
|                      |                       |                 |                   |                |                      |                           |                  |                 |           |               |
|                      |                       |                 |                   |                |                      |                           |                  |                 |           |               |
|                      |                       |                 |                   |                |                      |                           |                  |                 |           |               |
|                      |                       |                 |                   |                |                      |                           |                  |                 |           |               |

Hawai i

Non-Div I Games:

Hawai i

■ Loss, 
 ■ Non-Conf, S Site, 
 ■ Home 
 ■ Away 
 N Neutral



| Average RPI Win: 200  |                 | WON-LOST    | WINNING   | LAST 10          | STRENGTH OF | OPP. STRENGTH  | TEAM                | ADJ.     | CONF. | ADJ CONF.          |        |
|-----------------------|-----------------|-------------|-----------|------------------|-------------|----------------|---------------------|----------|-------|--------------------|--------|
| Average RPI Loss: 110 |                 | RECORD      | PCT. RANK | GAMES            | SCHEDULE    | OF SCHEDULE    | RPI                 | RPI      | RPI   | RPI                |        |
| DIV. I ONLY           |                 | 18- 10      | 81        | 4- 6             | 101         | 162            | 85                  | 87       | 14    | 14                 |        |
| DIV. I NON-CONF.      |                 | 7- 4        | 94        | 0- 0             | 136         | 170            | 93                  | 95       | 15    | 15                 |        |
| TOTALS                |                 | RPI 1-25    | RPI 26-50 | W-L RECORDS      | RPI 51-100  | RPI 100+       |                     |          |       |                    |        |
| 18- 10                |                 | 0- 1        | 1- 2      | OVERALL          | 0- 2        | 17- 5          |                     |          |       |                    |        |
| 11- 2                 |                 | 0- 0        | 1- 0      | HOME             | 0- 0        | 10- 2          |                     |          |       |                    |        |
| 6- 6                  |                 | 0- 1        | 0- 2      | AWAY             | 0- 1        | 6- 2           |                     |          |       |                    |        |
| 1- 2                  |                 | 0- 0        | 0- 0      | NEUTRAL          | 0- 1        | 1- 1           |                     |          |       |                    |        |
| 7- 4                  |                 | 0- 1        | 0- 0      | NON-CONFERENCE   | 0- 2        | 7- 1           |                     |          |       |                    |        |
| 5- 0                  |                 | 0- 0        | 0- 0      | HOME             | 0- 0        | 5- 0           |                     |          |       |                    |        |
| 2- 2                  |                 | 0- 1        | 0- 0      | AWAY             | 0- 1        | 2- 0           |                     |          |       |                    |        |
| 0- 2                  |                 | 0- 0        | 0- 0      | NEUTRAL          | 0- 1        | 0- 1           |                     |          |       |                    |        |
| 11- 6                 |                 | 0- 0        | 1- 2      | CONFERENCE       | 0- 0        | 10- 4          |                     |          |       |                    |        |
| 6- 2                  |                 | 0- 0        | 1- 0      | HOME             | 0- 0        | 5- 2           |                     |          |       |                    |        |
| 4- 4                  |                 | 0- 0        | 0- 2      | AWAY             | 0- 0        | 4- 2           |                     |          |       |                    |        |
| 1- 0                  |                 | 0- 0        | 0- 0      | NEUTRAL          | 0- 0        | 1- 0           |                     |          |       |                    |        |
| RPI 1-25              |                 | RPI 26-50   |           | RPI 51-100       |             | Team's RPI: 87 |                     | RPI 101+ |       |                    |        |
| RPI S                 | Opponent        | Score       | RPI S     | Opponent         | Score       | RPI S          | Opponent            | Score    | RPI S | Opponent           | Score  |
| 19                    | A Virginia Tech | 52 91       | 49        | A Liberty        | 53 62       | 68             | N Stephen F. Austin | 81 82    | 120   | A William & Mary   | 71 61  |
|                       |                 |             | 49        | A Liberty        | 50 53       | 94             | A South Carolina    | 35 71    | 126   | N Bucknell         | 60 71  |
|                       |                 |             | 49        | H Liberty        | 64 55       |                |                     |          | 139   | H UNC Greensboro   | 65 63  |
|                       |                 |             |           |                  |             |                |                     |          | 148   | A Coastal Caro.    | 69 60  |
|                       |                 |             |           |                  |             |                |                     |          | 148   | H Coastal Caro.    | 51 62  |
|                       |                 |             |           |                  |             |                |                     |          | 148   | N Coastal Caro.    | 65 61  |
|                       |                 |             |           |                  |             |                |                     |          | 165   | A UNC Asheville    | 73 70  |
|                       |                 |             |           |                  |             |                |                     |          | 165   | H UNC Asheville    | 50 51  |
|                       |                 |             |           |                  |             |                |                     |          | 165   | H UNC Asheville    | 100 89 |
|                       |                 |             |           |                  |             |                |                     |          | 172   | A Radford          | 60 63  |
|                       |                 |             |           |                  |             |                |                     |          | 172   | H Radford          | 66 53  |
|                       |                 |             |           |                  |             |                |                     |          | 210   | A Winthrop         | 60 64  |
|                       |                 |             |           |                  |             |                |                     |          | 210   | H Winthrop         | 57 51  |
|                       |                 |             |           |                  |             |                |                     |          | 218   | A Gardner-Webb     | 73 60  |
|                       |                 |             |           |                  |             |                |                     |          | 231   | H El on            | 65 57  |
|                       |                 |             |           |                  |             |                |                     |          | 241   | H Western Caro.    | 89 87  |
|                       |                 |             |           |                  |             |                |                     |          | 248   | A Bi rmi ngham-So. | 71 56  |
|                       |                 |             |           |                  |             |                |                     |          | 248   | H Bi rmi ngham-So. | 72 62  |
|                       |                 |             |           |                  |             |                |                     |          | 258   | H Longwood         | 76 68  |
|                       |                 |             |           |                  |             |                |                     |          | 259   | H Campbel l        | 73 60  |
|                       |                 |             |           |                  |             |                |                     |          | 287   | A Charleston So.   | 82 53  |
|                       |                 |             |           |                  |             |                |                     |          | 287   | H Charleston So.   | 87 63  |
|                       |                 | LAST 10 Div |           | sion I GAMES:    |             |                |                     |          |       |                    |        |
|                       |                 |             | 49        | A Liberty        | 50 53       | 148            | H Coastal Caro.     | 51 62    |       |                    |        |
|                       |                 |             | 148       | N Coastal Caro.  | 65 61       | 172            | A Radford           | 60 63    |       |                    |        |
|                       |                 |             | 165       | H UNC Asheville  | 100 89      | 49             | A Liberty           | 53 62    |       |                    |        |
|                       |                 |             | 210       | A Winthrop       | 60 64       | 248            | H Bi rmi ngham-So.  | 72 62    |       |                    |        |
|                       |                 |             | 287       | H Charleston So. | 87 63       | 165            | H UNC Asheville     | 50 51    |       |                    |        |

High Point

High Point

| Average RPI Win: 174 |   |                 |       | WON-LOST RECORD            |   | WINNING PCT. RANK  |       | LAST 10 GAMES |   | STRENGTH OF SCHEDULE |       | OPP. STRENGTH OF SCHEDULE |   | TEAM RPI          |       | ADJ. RPI |   | CONF. RPI |       | ADJ CONF. RPI |  |
|----------------------|---|-----------------|-------|----------------------------|---|--------------------|-------|---------------|---|----------------------|-------|---------------------------|---|-------------------|-------|----------|---|-----------|-------|---------------|--|
| DIV. I ONLY          |   | 19- 12          |       | 95                         |   | 6- 4               |       |               |   | 87                   |       | 89                        |   | 75                |       | 76       |   | 8         |       | 8             |  |
| DIV. I NON-CONF.     |   | 6- 5            |       | 132                        |   | 1- 1               |       |               |   | 50                   |       | 57                        |   | 76                |       | 76       |   | 8         |       | 8             |  |
| TOTALS               |   | RPI 1-25        |       | RPI 26-50                  |   | W-L RECORDS        |       | RPI 51-100    |   | RPI 100+             |       |                           |   |                   |       |          |   |           |       |               |  |
| 19- 12               |   | 0- 5            |       | 1- 2                       |   | OVERALL            |       | 3- 1          |   | 15- 4                |       |                           |   |                   |       |          |   |           |       |               |  |
| 9- 4                 |   | 0- 1            |       | 1- 1                       |   | HOME               |       | 3- 0          |   | 5- 2                 |       |                           |   |                   |       |          |   |           |       |               |  |
| 9- 6                 |   | 0- 2            |       | 0- 1                       |   | AWAY               |       | 0- 1          |   | 9- 2                 |       |                           |   |                   |       |          |   |           |       |               |  |
| 1- 2                 |   | 0- 2            |       | 0- 0                       |   | NEUTRAL            |       | 0- 0          |   | 1- 0                 |       |                           |   |                   |       |          |   |           |       |               |  |
| 6- 5                 |   | 0- 2            |       | 1- 2                       |   | NON-CONFERENCE     |       | 1- 0          |   | 4- 1                 |       |                           |   |                   |       |          |   |           |       |               |  |
| 2- 2                 |   | 0- 0            |       | 1- 1                       |   | HOME               |       | 1- 0          |   | 0- 1                 |       |                           |   |                   |       |          |   |           |       |               |  |
| 4- 2                 |   | 0- 1            |       | 0- 1                       |   | AWAY               |       | 0- 0          |   | 4- 0                 |       |                           |   |                   |       |          |   |           |       |               |  |
| 0- 1                 |   | 0- 1            |       | 0- 0                       |   | NEUTRAL            |       | 0- 0          |   | 0- 0                 |       |                           |   |                   |       |          |   |           |       |               |  |
| 13- 7                |   | 0- 3            |       | 0- 0                       |   | CONFERENCE         |       | 2- 1          |   | 11- 3                |       |                           |   |                   |       |          |   |           |       |               |  |
| 7- 2                 |   | 0- 1            |       | 0- 0                       |   | HOME               |       | 2- 0          |   | 5- 1                 |       |                           |   |                   |       |          |   |           |       |               |  |
| 5- 4                 |   | 0- 1            |       | 0- 0                       |   | AWAY               |       | 0- 1          |   | 5- 2                 |       |                           |   |                   |       |          |   |           |       |               |  |
| 1- 1                 |   | 0- 1            |       | 0- 0                       |   | NEUTRAL            |       | 0- 0          |   | 1- 0                 |       |                           |   |                   |       |          |   |           |       |               |  |
| RPI 1-25             |   |                 |       | RPI 26-50                  |   |                    |       | RPI 51-100    |   |                      |       | Team's RPI: 76            |   |                   |       | RPI 101+ |   |           |       |               |  |
| RPI                  | S | Opponent        | Score | RPI                        | S | Opponent           | Score | RPI           | S | Opponent             | Score | RPI                       | S | Opponent          | Score | RPI      | S | Opponent  | Score |               |  |
| 5                    | A | Connecti cut    | 49 86 | 31                         | H | St. John's (N. Y.) | 65 71 | 55            | H | James Madi son       | 65 53 | 120                       | A | William & Mary    | 62 69 |          |   |           |       |               |  |
| 20                   | A | Ol d Domi ni on | 57 71 | 40                         | A | Vi llanova         | 46 71 | 69            | A | Del aware            | 58 77 | 122                       | A | Drexel            | 46 69 |          |   |           |       |               |  |
| 20                   | H | Ol d Domi ni on | 65 70 | 46                         | H | Stony Brook        | 92 65 | 69            | H | Del aware            | 91 85 | 122                       | H | Drexel            | 65 52 |          |   |           |       |               |  |
| 20 N                 |   | Ol d Domi ni on | 73 94 |                            |   |                    |       | 89            | H | Sacred Heart         | 83 50 | 131                       | H | George Mason      | 65 67 |          |   |           |       |               |  |
| 24 N                 |   | Kentucky        | 54 67 |                            |   |                    |       |               |   |                      |       | 142                       | A | UNC Wilmi ngton   | 91 76 |          |   |           |       |               |  |
|                      |   |                 |       |                            |   |                    |       |               |   |                      |       | 142                       | H | UNC Wilmi ngton   | 71 53 |          |   |           |       |               |  |
|                      |   |                 |       |                            |   |                    |       |               |   |                      |       | 163                       | A | Va. Commonweal th | 58 43 |          |   |           |       |               |  |
|                      |   |                 |       |                            |   |                    |       |               |   |                      |       | 170                       | A | Pepperdi ne       | 75 59 |          |   |           |       |               |  |
|                      |   |                 |       |                            |   |                    |       |               |   |                      |       | 175                       | A | Massachusetts     | 59 58 |          |   |           |       |               |  |
|                      |   |                 |       |                            |   |                    |       |               |   |                      |       | 209                       | A | Harvard           | 82 68 |          |   |           |       |               |  |
|                      |   |                 |       |                            |   |                    |       |               |   |                      |       | 225                       | A | Towson            | 71 63 |          |   |           |       |               |  |
|                      |   |                 |       |                            |   |                    |       |               |   |                      |       | 225                       | H | Towson            | 71 53 |          |   |           |       |               |  |
|                      |   |                 |       |                            |   |                    |       |               |   |                      |       | 235                       | A | Northeastern      | 79 76 |          |   |           |       |               |  |
|                      |   |                 |       |                            |   |                    |       |               |   |                      |       | 235                       | H | Northeastern      | 64 57 |          |   |           |       |               |  |
|                      |   |                 |       |                            |   |                    |       |               |   |                      |       | 237                       | H | Fordham           | 53 63 |          |   |           |       |               |  |
|                      |   |                 |       |                            |   |                    |       |               |   |                      |       | 243                       | A | Georgi a St.      | 74 49 |          |   |           |       |               |  |
|                      |   |                 |       |                            |   |                    |       |               |   |                      |       | 243                       | H | Georgi a St.      | 84 68 |          |   |           |       |               |  |
|                      |   |                 |       |                            |   |                    |       |               |   |                      |       | 243                       | N | Georgi a St.      | 86 77 |          |   |           |       |               |  |
|                      |   |                 |       |                            |   |                    |       |               |   |                      |       | 274                       | A | Central Conn. St. | 77 48 |          |   |           |       |               |  |
|                      |   |                 |       | LAST 10 Divi sion I GAMES: |   |                    |       |               |   |                      |       |                           |   |                   |       |          |   |           |       |               |  |
|                      |   |                 |       | 40                         | A | Vi llanova         | 46 71 | 122           | A | Drexel               | 46 69 |                           |   |                   |       |          |   |           |       |               |  |
|                      |   |                 |       | 46                         | H | Stony Brook        | 92 65 | 225           | H | Towson               | 71 53 |                           |   |                   |       |          |   |           |       |               |  |
|                      |   |                 |       | 20 N                       |   | Ol d Domi ni on    | 73 94 | 235           | H | Northeastern         | 64 57 |                           |   |                   |       |          |   |           |       |               |  |
|                      |   |                 |       | 243 N                      |   | Georgi a St.       | 86 77 | 163           | A | Va. Commonweal th    | 58 43 |                           |   |                   |       |          |   |           |       |               |  |
|                      |   |                 |       | 69                         | A | Del aware          | 58 77 | 69            | H | Del aware            | 91 85 |                           |   |                   |       |          |   |           |       |               |  |

Non-Di v I Games:

Hofstra

Loss, Non-Conf, S Site, H Home A Away N Neutral

Hofstra

Hofstra

# Holy Cross

|                   |     |          |           |         |             |               |      |      |       |           |
|-------------------|-----|----------|-----------|---------|-------------|---------------|------|------|-------|-----------|
| Average RPI Win:  | 235 | WON-LOST | WINNING   | LAST 10 | STRENGTH OF | OPP. STRENGTH | TEAM | ADJ. | CONF. | ADJ CONF. |
| Average RPI Loss: | 121 | RECORD   | PCT. RANK | GAMES   | SCHEDULE    | OF SCHEDULE   | RPI  | RPI  | RPI   | RPI       |

|                  |        |     |      |     |     |     |     |    |    |
|------------------|--------|-----|------|-----|-----|-----|-----|----|----|
| DIV. I ONLY      | 16- 14 | 147 | 6- 4 | 163 | 163 | 152 | 150 | 27 | 26 |
| DIV. I NON-CONF. | 4- 9   | 253 | 0- 0 | 99  | 24  | 178 | 176 | 27 | 27 |

|        |          |           |                |            |          |
|--------|----------|-----------|----------------|------------|----------|
| TOTALS | RPI 1-25 | RPI 26-50 | W-L RECORDS    | RPI 51-100 | RPI 100+ |
| 16- 14 | 0- 4     | 0- 1      | OVERALL        | 1- 1       | 15- 8    |
| 9- 4   | 0- 1     | 0- 0      | HOME           | 0- 1       | 9- 2     |
| 5- 8   | 0- 2     | 0- 1      | AWAY           | 0- 0       | 5- 5     |
| 2- 2   | 0- 1     | 0- 0      | NEUTRAL        | 1- 0       | 1- 1     |
| 4- 9   | 0- 4     | 0- 1      | NON-CONFERENCE | 1- 1       | 3- 3     |
| 1- 3   | 0- 1     | 0- 0      | HOME           | 0- 1       | 1- 1     |
| 1- 4   | 0- 2     | 0- 1      | AWAY           | 0- 0       | 1- 1     |
| 2- 2   | 0- 1     | 0- 0      | NEUTRAL        | 1- 0       | 1- 1     |
| 12- 5  | 0- 0     | 0- 0      | CONFERENCE     | 0- 0       | 12- 5    |
| 8- 1   | 0- 0     | 0- 0      | HOME           | 0- 0       | 8- 1     |
| 4- 4   | 0- 0     | 0- 0      | AWAY           | 0- 0       | 4- 4     |
| 0- 0   | 0- 0     | 0- 0      | NEUTRAL        | 0- 0       | 0- 0     |

| RPI 1-25                  |   |                |       | RPI 26-50 |   |            |       | RPI 51-100 |   |           |       | RPI 101+ |   |               |       | Team's RPI: 150 |  |
|---------------------------|---|----------------|-------|-----------|---|------------|-------|------------|---|-----------|-------|----------|---|---------------|-------|-----------------|--|
| RPI                       | S | Opponent       | Score | RPI       | S | Opponent   | Score | RPI        | S | Opponent  | Score | RPI      | S | Opponent      | Score |                 |  |
| 3                         | H | Duke           | 36 84 | 36        | A | Virginia   | 39 80 | 77         | H | Dartmouth | 63 74 | 116      | A | Army          | 56 59 |                 |  |
| 5                         | A | Connecticut    | 54 81 |           |   |            |       | 79         | N | Boston U. | 80 62 | 116      | A | Army          | 68 69 |                 |  |
| 18                        | N | Western Ky.    | 41 72 |           |   |            |       |            |   |           |       | 116      | H | Army          | 57 63 |                 |  |
| 25                        | A | Boston College | 53 67 |           |   |            |       |            |   |           |       | 126      | A | Bucknell I    | 67 63 |                 |  |
|                           |   |                |       |           |   |            |       |            |   |           |       | 126      | H | Bucknell I    | 56 41 |                 |  |
|                           |   |                |       |           |   |            |       |            |   |           |       | 126      | H | Bucknell I    | 64 60 |                 |  |
|                           |   |                |       |           |   |            |       |            |   |           |       | 175      | A | Massachusetts | 55 64 |                 |  |
|                           |   |                |       |           |   |            |       |            |   |           |       | 212      | H | Rhode Island  | 68 72 |                 |  |
|                           |   |                |       |           |   |            |       |            |   |           |       | 215      | H | St. Peter's   | 65 56 |                 |  |
|                           |   |                |       |           |   |            |       |            |   |           |       | 221      | N | Maine         | 67 77 |                 |  |
|                           |   |                |       |           |   |            |       |            |   |           |       | 235      | A | Northeastern  | 76 60 |                 |  |
|                           |   |                |       |           |   |            |       |            |   |           |       | 249      | A | Navy          | 59 55 |                 |  |
|                           |   |                |       |           |   |            |       |            |   |           |       | 249      | H | Navy          | 65 47 |                 |  |
|                           |   |                |       |           |   |            |       |            |   |           |       | 269      | A | Colgate       | 71 79 |                 |  |
|                           |   |                |       |           |   |            |       |            |   |           |       | 269      | H | Colgate       | 75 62 |                 |  |
|                           |   |                |       |           |   |            |       |            |   |           |       | 277      | A | Lehigh        | 69 63 |                 |  |
|                           |   |                |       |           |   |            |       |            |   |           |       | 277      | H | Lehigh        | 72 65 |                 |  |
|                           |   |                |       |           |   |            |       |            |   |           |       | 303      | A | Lafayette     | 49 54 |                 |  |
|                           |   |                |       |           |   |            |       |            |   |           |       | 303      | H | Lafayette     | 78 39 |                 |  |
|                           |   |                |       |           |   |            |       |            |   |           |       | 305      | A | American      | 74 55 |                 |  |
|                           |   |                |       |           |   |            |       |            |   |           |       | 305      | H | American      | 59 55 |                 |  |
|                           |   |                |       |           |   |            |       |            |   |           |       | 305      | H | American      | 57 49 |                 |  |
|                           |   |                |       |           |   |            |       |            |   |           |       | 309      | N | Memphis       | 91 66 |                 |  |
| LAST 10 Division I GAMES: |   |                |       |           |   |            |       |            |   |           |       |          |   |               |       |                 |  |
| 116                       | A | Army           | 68 69 | 305       | A | American   | 74 55 |            |   |           |       |          |   |               |       |                 |  |
| 126                       | H | Bucknell I     | 64 60 | 249       | H | Navy       | 65 47 |            |   |           |       |          |   |               |       |                 |  |
| 305                       | H | American       | 57 49 | 126       | H | Bucknell I | 56 41 |            |   |           |       |          |   |               |       |                 |  |
| 277                       | H | Lehigh         | 72 65 | 116       | H | Army       | 57 63 |            |   |           |       |          |   |               |       |                 |  |
| 269                       | A | Colgate        | 71 79 | 303       | A | Lafayette  | 49 54 |            |   |           |       |          |   |               |       |                 |  |

Non-Div I Games:

Holy Cross

Loss, Non-Conf, S Site, H Home A Away N Neutral

|                      |  |                 |  |                   |  |                |  |                      |  |                           |  |          |  |          |  |           |  |               |  |
|----------------------|--|-----------------|--|-------------------|--|----------------|--|----------------------|--|---------------------------|--|----------|--|----------|--|-----------|--|---------------|--|
| Average RPI Win: 196 |  | WON-LOST RECORD |  | WINNING PCT. RANK |  | LAST 10 GAMES  |  | STRENGTH OF SCHEDULE |  | OPP. STRENGTH OF SCHEDULE |  | TEAM RPI |  | ADJ. RPI |  | CONF. RPI |  | ADJ CONF. RPI |  |
| DIV. I ONLY          |  | 12- 17          |  | 208               |  | 4- 6           |  | 111                  |  | 113                       |  | 171      |  | 169      |  | 13        |  | 13            |  |
| DIV. I NON-CONF.     |  | 3- 8            |  | 267               |  | 0- 0           |  | 142                  |  | 101                       |  | 229      |  | 221      |  | 13        |  | 12            |  |
| TOTALS               |  | RPI 1-25        |  | RPI 26-50         |  | W-L RECORDS    |  | RPI 51-100           |  | RPI 100+                  |  |          |  |          |  |           |  |               |  |
| 12- 17               |  | 0- 1            |  | 0- 2              |  | OVERALL        |  | 2- 8                 |  | 10- 6                     |  |          |  |          |  |           |  |               |  |
| 6- 7                 |  | 0- 0            |  | 0- 1              |  | HOME           |  | 1- 4                 |  | 5- 2                      |  |          |  |          |  |           |  |               |  |
| 4- 8                 |  | 0- 1            |  | 0- 1              |  | AWAY           |  | 1- 2                 |  | 3- 4                      |  |          |  |          |  |           |  |               |  |
| 2- 2                 |  | 0- 0            |  | 0- 0              |  | NEUTRAL        |  | 0- 2                 |  | 2- 0                      |  |          |  |          |  |           |  |               |  |
| 3- 8                 |  | 0- 1            |  | 0- 0              |  | NON-CONFERENCE |  | 0- 5                 |  | 3- 2                      |  |          |  |          |  |           |  |               |  |
| 2- 3                 |  | 0- 0            |  | 0- 0              |  | HOME           |  | 0- 3                 |  | 2- 0                      |  |          |  |          |  |           |  |               |  |
| 0- 4                 |  | 0- 1            |  | 0- 0              |  | AWAY           |  | 0- 1                 |  | 0- 2                      |  |          |  |          |  |           |  |               |  |
| 1- 1                 |  | 0- 0            |  | 0- 0              |  | NEUTRAL        |  | 0- 1                 |  | 1- 0                      |  |          |  |          |  |           |  |               |  |
| 9- 9                 |  | 0- 0            |  | 0- 2              |  | CONFERENCE     |  | 2- 3                 |  | 7- 4                      |  |          |  |          |  |           |  |               |  |
| 4- 4                 |  | 0- 0            |  | 0- 1              |  | HOME           |  | 1- 1                 |  | 3- 2                      |  |          |  |          |  |           |  |               |  |
| 4- 4                 |  | 0- 0            |  | 0- 1              |  | AWAY           |  | 1- 1                 |  | 3- 2                      |  |          |  |          |  |           |  |               |  |
| 1- 1                 |  | 0- 0            |  | 0- 0              |  | NEUTRAL        |  | 0- 1                 |  | 1- 0                      |  |          |  |          |  |           |  |               |  |

|          |              |           |       |            |       |                          |                    |       |       |                    |       |
|----------|--------------|-----------|-------|------------|-------|--------------------------|--------------------|-------|-------|--------------------|-------|
| RPI 1-25 |              | RPI 26-50 |       | RPI 51-100 |       | RPI 101+ Team's RPI: 169 |                    |       |       |                    |       |
| RPI S    | Opponent     | Score     | RPI S | Opponent   | Score | RPI S                    | Opponent           | Score | RPI S | Opponent           | Score |
| 17 A     | Michigan St. | 53 76     | 45 A  | Tul sa     | 55 83 | 57 H                     | Charlotte          | 71 80 | 128 H | Long Beach St.     | 66 57 |
|          |              |           | 45 H  | Tul sa     | 54 75 | 62 A                     | Middle Tenn.       | 35 62 | 130 A | Wisconsin          | 54 77 |
|          |              |           |       |            |       | 67 N                     | St. Joseph's       | 45 69 | 140 A | East Caro.         | 54 45 |
|          |              |           |       |            |       | 77 H                     | Dartmouth          | 69 76 | 152 A | Tulane             | 54 65 |
|          |              |           |       |            |       | 84 A                     | Rice               | 75 62 | 152 H | Tulane             | 54 61 |
|          |              |           |       |            |       | 84 H                     | Rice               | 79 72 | 156 A | UAB                | 74 71 |
|          |              |           |       |            |       | 84 N                     | Rice               | 64 79 | 183 H | Marshall           | 50 57 |
|          |              |           |       |            |       | 90 A                     | Southern Methodist | 53 66 | 185 A | UTEP               | 67 77 |
|          |              |           |       |            |       | 90 H                     | Southern Methodist | 61 63 | 185 H | UTEP               | 64 50 |
|          |              |           |       |            |       | 92 H                     | West Virginia      | 54 79 | 185 N | UTEP               | 57 40 |
|          |              |           |       |            |       |                          |                    |       | 189 H | Southern Miss.     | 92 58 |
|          |              |           |       |            |       |                          |                    |       | 239 A | Creighton          | 59 76 |
|          |              |           |       |            |       |                          |                    |       | 251 H | UCF                | 64 50 |
|          |              |           |       |            |       |                          |                    |       | 309 A | Memphis            | 70 62 |
|          |              |           |       |            |       |                          |                    |       | 320 N | Tex. -Pan American | 63 55 |
|          |              |           |       |            |       |                          |                    |       | 323 H | Prairie View       | 78 67 |

|                           |       |
|---------------------------|-------|
| LAST 10 Division I GAMES: |       |
| 84 N Rice                 | 64 79 |
| 185 N UTEP                | 57 40 |
| 156 A UAB                 | 74 71 |
| 309 A Memphis             | 70 62 |
| 90 H Southern Methodist   | 61 63 |
| 45 H Tul sa               | 54 75 |
| 185 A UTEP                | 67 77 |
| 152 A Tulane              | 54 65 |
| 183 H Marshall            | 50 57 |
| 84 A Rice                 | 75 62 |

Houston

Houston

Non-Div I Games:

Houston

Loss, 
Non-Conf, S Site, 
H Home
A Away 
N Neutral


Howard

H  
o  
w  
a  
r  
d

Howard

| Average RPI Win: 252      |                   | WON-LOST RECORD | WINNING PCT. RANK | LAST 10 GAMES  | STRENGTH OF SCHEDULE | OPP. STRENGTH OF SCHEDULE | TEAM RPI | ADJ. RPI | CONF. RPI | ADJ. CONF. RPI    |       |
|---------------------------|-------------------|-----------------|-------------------|----------------|----------------------|---------------------------|----------|----------|-----------|-------------------|-------|
| DIV. I ONLY               |                   | 5- 21           | 304               | 4- 5           | 212                  | 254                       | 300      | 299      | 31        | 31                |       |
| DIV. I NON-CONF.          |                   | 1- 14           | 321               | 0- 1           | 80                   | 226                       | 271      | 272      | 28        | 29                |       |
| TOTALS                    |                   | RPI 1-25        | RPI 26-50         | W-L RECORDS    | RPI 51-100           | RPI 100+                  |          |          |           |                   |       |
| 5- 21                     |                   | 0- 1            | 0- 1              | OVERALL        | 0- 2                 | 5- 17                     |          |          |           |                   |       |
| 4- 8                      |                   | 0- 0            | 0- 0              | HOME           | 0- 0                 | 4- 8                      |          |          |           |                   |       |
| 0- 13                     |                   | 0- 1            | 0- 1              | AWAY           | 0- 2                 | 0- 9                      |          |          |           |                   |       |
| 1- 0                      |                   | 0- 0            | 0- 0              | NEUTRAL        | 0- 0                 | 1- 0                      |          |          |           |                   |       |
| 1- 14                     |                   | 0- 1            | 0- 1              | NON-CONFERENCE | 0- 2                 | 1- 10                     |          |          |           |                   |       |
| 0- 6                      |                   | 0- 0            | 0- 0              | HOME           | 0- 0                 | 0- 6                      |          |          |           |                   |       |
| 0- 8                      |                   | 0- 1            | 0- 1              | AWAY           | 0- 2                 | 0- 4                      |          |          |           |                   |       |
| 1- 0                      |                   | 0- 0            | 0- 0              | NEUTRAL        | 0- 0                 | 1- 0                      |          |          |           |                   |       |
| 4- 7                      |                   | 0- 0            | 0- 0              | CONFERENCE     | 0- 0                 | 4- 7                      |          |          |           |                   |       |
| 4- 2                      |                   | 0- 0            | 0- 0              | HOME           | 0- 0                 | 4- 2                      |          |          |           |                   |       |
| 0- 5                      |                   | 0- 0            | 0- 0              | AWAY           | 0- 0                 | 0- 5                      |          |          |           |                   |       |
| 0- 0                      |                   | 0- 0            | 0- 0              | NEUTRAL        | 0- 0                 | 0- 0                      |          |          |           |                   |       |
| RPI 1-25                  |                   | RPI 26-50       | RPI 51-100        | RPI 101+       | Team's RPI: 299      |                           |          |          |           |                   |       |
| RPI S                     | Opponent          | Score           | RPI S             | Opponent       | Score                | RPI S                     | Opponent | Score    |           |                   |       |
| 23 A                      | Purdue            | 52 76           | 41 A              | Bowling Green  | 50 78                | 51 A                      | Xavier   | 49 77    | 107 H     | UNI               | 52 62 |
|                           |                   |                 |                   |                |                      | 70 A                      | Iowa St. | 68 87    | 123 A     | South Dakota St.  | 53 74 |
|                           |                   |                 |                   |                |                      |                           |          |          | 123 H     | South Dakota St.  | 52 72 |
|                           |                   |                 |                   |                |                      |                           |          |          | 151 H     | IUPUI             | 50 59 |
|                           |                   |                 |                   |                |                      |                           |          |          | 157 A     | Tex. A&M-Corp.    | 56 64 |
|                           |                   |                 |                   |                |                      |                           |          |          | Chris     |                   |       |
|                           |                   |                 |                   |                |                      |                           |          |          | 157 H     | Tex. A&M-Corp.    | 71 67 |
|                           |                   |                 |                   |                |                      |                           |          |          | Chris     |                   |       |
|                           |                   |                 |                   |                |                      |                           |          |          | 159 A     | Valparaiso        | 52 69 |
|                           |                   |                 |                   |                |                      |                           |          |          | 164 A     | Northern Ill.     | 64 73 |
|                           |                   |                 |                   |                |                      |                           |          |          | 172 H     | Radford           | 77 79 |
|                           |                   |                 |                   |                |                      |                           |          |          | 176 H     | UMBC              | 53 75 |
|                           |                   |                 |                   |                |                      |                           |          |          | 188 A     | Central Mich.     | 61 69 |
|                           |                   |                 |                   |                |                      |                           |          |          | 193 H     | Butler            | 60 70 |
|                           |                   |                 |                   |                |                      |                           |          |          | 197 N     | Appalachian St.   | 74 64 |
|                           |                   |                 |                   |                |                      |                           |          |          | 210 H     | Winthrop          | 44 60 |
|                           |                   |                 |                   |                |                      |                           |          |          | 258 A     | Longwood          | 69 86 |
|                           |                   |                 |                   |                |                      |                           |          |          | 258 H     | Longwood          | 77 82 |
|                           |                   |                 |                   |                |                      |                           |          |          | 286 A     | North Dakota St.  | 68 79 |
|                           |                   |                 |                   |                |                      |                           |          |          | 286 H     | North Dakota St.  | 77 64 |
|                           |                   |                 |                   |                |                      |                           |          |          | 296 A     | Tenn.-Martin      | 60 69 |
|                           |                   |                 |                   |                |                      |                           |          |          | 300 H     | Utah Valley St.   | 84 60 |
|                           |                   |                 |                   |                |                      |                           |          |          | 320 A     | Tex.-Pan American | 60 63 |
|                           |                   |                 |                   |                |                      |                           |          |          | 320 H     | Tex.-Pan American | 62 46 |
| LAST 10 Division I GAMES: |                   |                 |                   |                |                      |                           |          |          |           |                   |       |
| 157 H                     | Tex. A&M-Corp.    | Chris           | 71 67             | 23 A           | Purdue               | 52 76                     |          |          |           |                   |       |
| 300 H                     | Utah Valley St.   |                 | 84 60             | 157 A          | Tex. A&M-Corp.       | 56 64                     |          |          |           |                   |       |
| 286 H                     | North Dakota St.  |                 | 77 64             | Chris          |                      |                           |          |          |           |                   |       |
| 123 H                     | South Dakota St.  |                 | 52 72             | 320 A          | Tex.-Pan American    | 60 63                     |          |          |           |                   |       |
| 320 H                     | Tex.-Pan American |                 | 62 46             | 258 H          | Longwood             | 77 82                     |          |          |           |                   |       |

Non-Div I Games: Kal amazoo 98 44 Wayne St. (Mich. 80 51



| Average RPI Win: 220 |          | WON-LOST RECORD | WINNING PCT. RANK         | LAST 10 GAMES | STRENGTH OF SCHEDULE | OPP. STRENGTH OF SCHEDULE | TEAM RPI     | ADJ. RPI        | CONF. RPI | ADJ CONF. RPI   |       |
|----------------------|----------|-----------------|---------------------------|---------------|----------------------|---------------------------|--------------|-----------------|-----------|-----------------|-------|
| DIV. I ONLY          | 17- 11   | 100             | 5- 5                      | 243           | 171                  | 148                       | 151          | 17              | 17        |                 |       |
| DIV. I NON-CONF.     | 5- 5     | 144             | 0- 0                      | 197           | 136                  | 171                       | 172          | 17              | 17        |                 |       |
| <hr/>                |          |                 |                           |               |                      |                           |              |                 |           |                 |       |
| TOTALS               | RPI 1-25 | RPI 26-50       | W-L RECORDS               |               | RPI 51-100           | RPI 100+                  |              |                 |           |                 |       |
| 17- 11               | 0- 1     | 0- 1            | OVERALL                   |               | 0- 4                 | 17- 5                     |              |                 |           |                 |       |
| 9- 2                 | 0- 0     | 0- 0            | HOME                      |               | 0- 1                 | 9- 1                      |              |                 |           |                 |       |
| 6- 7                 | 0- 1     | 0- 0            | AWAY                      |               | 0- 3                 | 6- 3                      |              |                 |           |                 |       |
| 2- 2                 | 0- 0     | 0- 1            | NEUTRAL                   |               | 0- 0                 | 2- 1                      |              |                 |           |                 |       |
| <hr/>                |          |                 |                           |               |                      |                           |              |                 |           |                 |       |
| 5- 5                 | 0- 1     | 0- 1            | NON-CONFERENCE            |               | 0- 2                 | 5- 1                      |              |                 |           |                 |       |
| 2- 1                 | 0- 0     | 0- 0            | HOME                      |               | 0- 0                 | 2- 1                      |              |                 |           |                 |       |
| 2- 3                 | 0- 1     | 0- 0            | AWAY                      |               | 0- 2                 | 2- 0                      |              |                 |           |                 |       |
| 1- 1                 | 0- 0     | 0- 1            | NEUTRAL                   |               | 0- 0                 | 1- 0                      |              |                 |           |                 |       |
| <hr/>                |          |                 |                           |               |                      |                           |              |                 |           |                 |       |
| 12- 6                | 0- 0     | 0- 0            | CONFERENCE                |               | 0- 2                 | 12- 4                     |              |                 |           |                 |       |
| 7- 1                 | 0- 0     | 0- 0            | HOME                      |               | 0- 1                 | 7- 0                      |              |                 |           |                 |       |
| 4- 4                 | 0- 0     | 0- 0            | AWAY                      |               | 0- 1                 | 4- 3                      |              |                 |           |                 |       |
| 1- 1                 | 0- 0     | 0- 0            | NEUTRAL                   |               | 0- 0                 | 1- 1                      |              |                 |           |                 |       |
| <hr/>                |          |                 |                           |               |                      |                           |              |                 |           |                 |       |
| RPI 1-25             |          | RPI 26-50       |                           | RPI 51-100    |                      | RPI 101+                  |              | Team's RPI: 151 |           |                 |       |
| RPI S                | Opponent | Score           | RPI S                     | Opponent      | Score                | RPI S                     | Opponent     | Score           |           |                 |       |
| 24 A                 | Kentucky | 52 81           | 41 N                      | Bowling Green | 55 66                | 70 A                      | Iowa St.     | 55 70           | 127 A     | Oakland         | 78 74 |
|                      |          |                 |                           |               |                      | 96 A                      | Western Ill. | 57 60           | 127 H     | Oakland         | 70 64 |
|                      |          |                 |                           |               |                      | 96 H                      | Western Ill. | 44 53           | 127 N     | Oakland         | 54 66 |
|                      |          |                 |                           |               |                      | 97 A                      | Evansville   | 64 67           | 134 A     | Oral Roberts    | 61 58 |
|                      |          |                 |                           |               |                      |                           |              |                 | 134 H     | Oral Roberts    | 50 46 |
|                      |          |                 |                           |               |                      |                           |              |                 | 147 H     | Western Mich.   | 70 51 |
|                      |          |                 |                           |               |                      |                           |              |                 | 159 A     | Valparaiso      | 48 55 |
|                      |          |                 |                           |               |                      |                           |              |                 | 159 H     | Valparaiso      | 63 55 |
|                      |          |                 |                           |               |                      |                           |              |                 | 193 H     | Butler          | 62 54 |
|                      |          |                 |                           |               |                      |                           |              |                 | 227 A     | UMKC            | 63 46 |
|                      |          |                 |                           |               |                      |                           |              |                 | 227 H     | UMKC            | 57 46 |
|                      |          |                 |                           |               |                      |                           |              |                 | 256 H     | Eastern Ill.    | 63 70 |
|                      |          |                 |                           |               |                      |                           |              |                 | 257 A     | Southern Utah   | 55 58 |
|                      |          |                 |                           |               |                      |                           |              |                 | 257 H     | Southern Utah   | 74 65 |
|                      |          |                 |                           |               |                      |                           |              |                 | 261 A     | Chicago St.     | 63 66 |
|                      |          |                 |                           |               |                      |                           |              |                 | 261 H     | Chicago St.     | 55 46 |
|                      |          |                 |                           |               |                      |                           |              |                 | 261 N     | Chicago St.     | 51 40 |
|                      |          |                 |                           |               |                      |                           |              |                 | 275 N     | Youngstown St.  | 53 50 |
|                      |          |                 |                           |               |                      |                           |              |                 | 287 A     | Charleston So.  | 60 48 |
|                      |          |                 |                           |               |                      |                           |              |                 | 299 A     | IUPUI           | 59 50 |
|                      |          |                 |                           |               |                      |                           |              |                 | 313 A     | Centenary (La.) | 70 62 |
|                      |          |                 |                           |               |                      |                           |              |                 | 313 H     | Centenary (La.) | 68 41 |
| <hr/>                |          |                 |                           |               |                      |                           |              |                 |           |                 |       |
|                      |          |                 | LAST 10 Division I GAMES: |               |                      |                           |              |                 |           |                 |       |
|                      |          |                 | 127 N                     | Oakland       | 54 66                | 261 A                     | Chicago St.  | 63 66           |           |                 |       |
|                      |          |                 | 261 N                     | Chicago St.   | 51 40                | 134 H                     | Oral Roberts | 50 46           |           |                 |       |
|                      |          |                 | 261 H                     | Chicago St.   | 55 46                | 96 A                      | Western Ill. | 57 60           |           |                 |       |
|                      |          |                 | 257 A                     | Southern Utah | 55 58                | 127 H                     | Oakland      | 70 64           |           |                 |       |
|                      |          |                 | 159 H                     | Valparaiso    | 63 55                | 159 A                     | Valparaiso   | 48 55           |           |                 |       |

I  
U  
P  
U  
I

Non-Div I Games:

IUPUI

Loss, 
Non-Conf, S Site, 
H Home
A Away 
N Neutral



| Average RPI Win: 241      |                    | WON-LOST RECORD    | WINNING PCT. RANK | LAST 10 GAMES  | STRENGTH OF SCHEDULE | OPP. STRENGTH OF SCHEDULE | TEAM RPI          | ADJ. RPI         | CONF. RPI | ADJ CONF. RPI |
|---------------------------|--------------------|--------------------|-------------------|----------------|----------------------|---------------------------|-------------------|------------------|-----------|---------------|
| DIV. I ONLY               |                    | 10- 19             | 244               | 3- 7           | 169                  | 211                       | 234               | 234              | 15        | 15            |
| DIV. I NON-CONF.          |                    | 4- 7               | 221               | 0- 0           | 187                  | 304                       | 238               | 238              | 14        | 14            |
| TOTALS                    |                    | RPI 1-25           | RPI 26-50         | W-L RECORDS    | RPI 51-100           | RPI 100+                  |                   |                  |           |               |
| 10- 19                    |                    | 0- 0               | 0- 3              | OVERALL        | 0- 4                 | 10- 12                    |                   |                  |           |               |
| 7- 4                      |                    | 0- 0               | 0- 1              | HOME           | 0- 1                 | 7- 2                      |                   |                  |           |               |
| 2- 10                     |                    | 0- 0               | 0- 1              | AWAY           | 0- 2                 | 2- 7                      |                   |                  |           |               |
| 1- 5                      |                    | 0- 0               | 0- 1              | NEUTRAL        | 0- 1                 | 1- 3                      |                   |                  |           |               |
| 4- 7                      |                    | 0- 0               | 0- 0              | NON-CONFERENCE | 0- 2                 | 4- 5                      |                   |                  |           |               |
| 3- 0                      |                    | 0- 0               | 0- 0              | HOME           | 0- 0                 | 3- 0                      |                   |                  |           |               |
| 1- 3                      |                    | 0- 0               | 0- 0              | AWAY           | 0- 1                 | 1- 2                      |                   |                  |           |               |
| 0- 4                      |                    | 0- 0               | 0- 0              | NEUTRAL        | 0- 1                 | 0- 3                      |                   |                  |           |               |
| 6- 12                     |                    | 0- 0               | 0- 3              | CONFERENCE     | 0- 2                 | 6- 7                      |                   |                  |           |               |
| 4- 4                      |                    | 0- 0               | 0- 1              | HOME           | 0- 1                 | 4- 2                      |                   |                  |           |               |
| 1- 7                      |                    | 0- 0               | 0- 1              | AWAY           | 0- 1                 | 1- 5                      |                   |                  |           |               |
| 1- 1                      |                    | 0- 0               | 0- 1              | NEUTRAL        | 0- 0                 | 1- 0                      |                   |                  |           |               |
| RPI 1-25                  |                    | RPI 26-50          |                   | RPI 51-100     |                      | RPI 101+                  |                   | Team's RPI : 234 |           |               |
| RPI S                     | Opponent           | Score              | RPI S             | Opponent       | Score                | RPI S                     | Opponent          | Score            |           |               |
| 42                        | A Loui si ana Tech | 68 75              | 71                | N Marist       | 49 52                | 101                       | A Hawai i         | 62 71            |           |               |
| 42                        | H Loui si ana Tech | 40 55              | 80                | A Fresno St.   | 44 68                | 101                       | H Hawai i         | 60 66            |           |               |
| 42                        | N Loui si ana Tech | 57 80              | 80                | H Fresno St.   | 57 76                | 122                       | N Drexel          | 44 64            |           |               |
|                           |                    |                    | 98                | A Montana      | 50 58                | 167                       | N Southern U.     | 74 76            |           |               |
|                           |                    |                    |                   |                |                      | 168                       | H Gonzaga         | 69 62            |           |               |
|                           |                    |                    |                   |                |                      | 177                       | A Idaho St.       | 89 99            |           |               |
|                           |                    |                    |                   |                |                      | 180                       | A San Jose St.    | 52 61            |           |               |
|                           |                    |                    |                   |                |                      | 180                       | H San Jose St.    | 80 62            |           |               |
|                           |                    |                    |                   |                |                      | 199                       | A Nevada          | 43 49            |           |               |
|                           |                    |                    |                   |                |                      | 199                       | H Nevada          | 69 56            |           |               |
|                           |                    |                    |                   |                |                      | 202                       | A Boi se St.      | 54 67            |           |               |
|                           |                    |                    |                   |                |                      | 202                       | H Boi se St.      | 72 59            |           |               |
|                           |                    |                    |                   |                |                      | 204                       | A Eastern Wash.   | 63 65            |           |               |
|                           |                    |                    |                   |                |                      | 205                       | A New Mexico St.  | 59 50            |           |               |
|                           |                    |                    |                   |                |                      | 205                       | H New Mexico St.  | 55 56            |           |               |
|                           |                    |                    |                   |                |                      | 222                       | N Okl ahoma St.   | 68 69            |           |               |
|                           |                    |                    |                   |                |                      | 233                       | H Portland St.    | 79 70            |           |               |
|                           |                    |                    |                   |                |                      | 300                       | A Utah Valley St. | 99 70            |           |               |
|                           |                    |                    |                   |                |                      | 302                       | A Utah St.        | 53 63            |           |               |
|                           |                    |                    |                   |                |                      | 302                       | H Utah St.        | 54 51            |           |               |
|                           |                    |                    |                   |                |                      | 302                       | N Utah St.        | 70 59            |           |               |
|                           |                    |                    |                   |                |                      | 321                       | H Portland        | 63 48            |           |               |
| LAST 10 Division I GAMES: |                    |                    |                   |                |                      |                           |                   |                  |           |               |
|                           | 42                 | N Loui si ana Tech | 57                | 80             | 101                  | A Hawai i                 | 62                | 71               |           |               |
|                           | 302                | N Utah St.         | 70                | 59             | 199                  | A Nevada                  | 43                | 49               |           |               |
|                           | 202                | H Boi se St.       | 72                | 59             | 302                  | A Utah St.                | 53                | 63               |           |               |
|                           | 42                 | H Loui si ana Tech | 40                | 55             | 180                  | H San Jose St.            | 80                | 62               |           |               |
|                           | 205                | H New Mexi co St.  | 55                | 56             | 80                   | A Fresno St.              | 44                | 68               |           |               |

Non-Div I Games:

Idaho

|                      |   |             |       |  |  |                 |   |                   |        |                |  |                      |   |                           |       |          |  |                  |   |                  |       |               |  |
|----------------------|---|-------------|-------|--|--|-----------------|---|-------------------|--------|----------------|--|----------------------|---|---------------------------|-------|----------|--|------------------|---|------------------|-------|---------------|--|
| Average RPI Win: 217 |   |             |       |  |  | WON-LOST RECORD |   | WINNING PCT. RANK |        | LAST 10 GAMES  |  | STRENGTH OF SCHEDULE |   | OPP. STRENGTH OF SCHEDULE |       | TEAM RPI |  | ADJ. RPI         |   | CONF. RPI        |       | ADJ CONF. RPI |  |
| DIV. I ONLY          |   |             |       |  |  | 15- 13          |   | 138               |        | 7- 3           |  | 227                  |   | 226                       |       | 173      |  | 177              |   | 18               |       | 18            |  |
| DIV. I NON-CONF.     |   |             |       |  |  | 4- 9            |   | 253               |        | 0- 1           |  | 259                  |   | 202                       |       | 263      |  | 263              |   | 22               |       | 23            |  |
| TOTALS               |   |             |       |  |  | RPI 1-25        |   | RPI 26-50         |        | W-L RECORDS    |  | RPI 51-100           |   |                           |       | RPI 100+ |  |                  |   |                  |       |               |  |
| 15- 13               |   |             |       |  |  | 0- 0            |   | 0- 1              |        | OVERALL        |  | 2- 2                 |   |                           |       | 13- 10   |  |                  |   |                  |       |               |  |
| 9- 5                 |   |             |       |  |  | 0- 0            |   | 0- 0              |        | HOME           |  | 1- 0                 |   |                           |       | 8- 5     |  |                  |   |                  |       |               |  |
| 5- 6                 |   |             |       |  |  | 0- 0            |   | 0- 1              |        | AWAY           |  | 0- 2                 |   |                           |       | 5- 3     |  |                  |   |                  |       |               |  |
| 1- 2                 |   |             |       |  |  | 0- 0            |   | 0- 0              |        | NEUTRAL        |  | 1- 0                 |   |                           |       | 0- 2     |  |                  |   |                  |       |               |  |
| 4- 9                 |   |             |       |  |  | 0- 0            |   | 0- 1              |        | NON-CONFERENCE |  | 1- 1                 |   |                           |       | 3- 7     |  |                  |   |                  |       |               |  |
| 3- 3                 |   |             |       |  |  | 0- 0            |   | 0- 0              |        | HOME           |  | 0- 0                 |   |                           |       | 3- 3     |  |                  |   |                  |       |               |  |
| 0- 4                 |   |             |       |  |  | 0- 0            |   | 0- 1              |        | AWAY           |  | 0- 1                 |   |                           |       | 0- 2     |  |                  |   |                  |       |               |  |
| 1- 2                 |   |             |       |  |  | 0- 0            |   | 0- 0              |        | NEUTRAL        |  | 1- 0                 |   |                           |       | 0- 2     |  |                  |   |                  |       |               |  |
| 11- 4                |   |             |       |  |  | 0- 0            |   | 0- 0              |        | CONFERENCE     |  | 1- 1                 |   |                           |       | 10- 3    |  |                  |   |                  |       |               |  |
| 6- 2                 |   |             |       |  |  | 0- 0            |   | 0- 0              |        | HOME           |  | 1- 0                 |   |                           |       | 5- 2     |  |                  |   |                  |       |               |  |
| 5- 2                 |   |             |       |  |  | 0- 0            |   | 0- 0              |        | AWAY           |  | 0- 1                 |   |                           |       | 5- 1     |  |                  |   |                  |       |               |  |
| 0- 0                 |   |             |       |  |  | 0- 0            |   | 0- 0              |        | NEUTRAL        |  | 0- 0                 |   |                           |       | 0- 0     |  |                  |   |                  |       |               |  |
| RPI 1-25             |   |             |       |  |  | RPI 26-50       |   |                   |        |                |  | RPI 51-100           |   |                           |       |          |  | Team's RPI : 177 |   |                  |       |               |  |
| RPI                  | S | Opponent    | Score |  |  | RPI             | S | Opponent          | Score  |                |  | RPI                  | S | Opponent                  | Score |          |  | RPI              | S | Opponent         | Score |               |  |
| 30                   | A | Kansas St.  | 68 88 |  |  | 63              | A | Wyomi ng          | 60 78  |                |  | 103                  | A | Northern Ari z.           | 64 74 |          |  | 103              | H | Northern Ari z.  | 84 71 |               |  |
|                      |   |             |       |  |  | 72              | N | Eastern Mi ch.    | 78 61  |                |  | 103                  | H | South Dakota St.          | 70 82 |          |  | 123              | H | South Dakota St. | 70 82 |               |  |
|                      |   |             |       |  |  | 98              | A | Montana           | 55 105 |                |  | 130                  | N | Wi sconsi n               | 73 85 |          |  | 145              | H | Oregon           | 69 89 |               |  |
|                      |   |             |       |  |  | 98              | H | Montana           | 71 57  |                |  | 184                  | A | Weber St.                 | 82 81 |          |  | 184              | H | Weber St.        | 84 66 |               |  |
|                      |   |             |       |  |  |                 |   |                   |        |                |  | 184                  | H | Weber St.                 | 70 71 |          |  | 191              | N | Washi ngton St.  | 51 74 |               |  |
|                      |   |             |       |  |  |                 |   |                   |        |                |  | 202                  | H | Boi se St.                | 89 91 |          |  | 204              | A | Eastern Wash.    | 74 65 |               |  |
|                      |   |             |       |  |  |                 |   |                   |        |                |  | 204                  | H | Eastern Wash.             | 89 68 |          |  | 233              | A | Portland St.     | 80 68 |               |  |
|                      |   |             |       |  |  |                 |   |                   |        |                |  | 233                  | H | Portland St.              | 80 93 |          |  | 234              | H | Idaho            | 99 89 |               |  |
|                      |   |             |       |  |  |                 |   |                   |        |                |  | 257                  | A | Southern Utah             | 75 80 |          |  | 262              | A | Sacramento St.   | 79 76 |               |  |
|                      |   |             |       |  |  |                 |   |                   |        |                |  | 262                  | H | Sacramento St.            | 75 60 |          |  | 286              | H | North Dakota St. | 81 69 |               |  |
|                      |   |             |       |  |  |                 |   |                   |        |                |  | 300                  | A | Utah Valley St.           | 74 83 |          |  | 302              | H | Utah St.         | 96 73 |               |  |
|                      |   |             |       |  |  |                 |   |                   |        |                |  | 311                  | A | Montana St.               | 84 74 |          |  | 311              | H | Montana St.      | 77 75 |               |  |
| LAST 10 Div          |   |             |       |  |  | sion I GAMES:   |   |                   |        |                |  |                      |   |                           |       |          |  |                  |   |                  |       |               |  |
| 30                   | A | Kansas St.  | 68 88 |  |  | 204             | A | Eastern Wash.     | 74 65  |                |  |                      |   |                           |       |          |  |                  |   |                  |       |               |  |
| 184                  | H | Weber St.   | 70 71 |  |  | 233             | A | Portland St.      | 80 68  |                |  |                      |   |                           |       |          |  |                  |   |                  |       |               |  |
| 311                  | H | Montana St. | 77 75 |  |  | 262             | H | Sacramento St.    | 75 60  |                |  |                      |   |                           |       |          |  |                  |   |                  |       |               |  |
| 98                   | H | Montana     | 71 57 |  |  | 103             | H | Northern Ari z.   | 84 71  |                |  |                      |   |                           |       |          |  |                  |   |                  |       |               |  |
| 184                  | H | Weber St.   | 84 66 |  |  | 98              | A | Montana           | 55 105 |                |  |                      |   |                           |       |          |  |                  |   |                  |       |               |  |

Idaho.

Idaho:

I daho St.

Loss, Non-Conf, S Site, H Home A Away N Neutral

|                           |          |                 |       |                   |       |                |                    |                      |       |                           |       |          |  |          |  |           |  |               |  |
|---------------------------|----------|-----------------|-------|-------------------|-------|----------------|--------------------|----------------------|-------|---------------------------|-------|----------|--|----------|--|-----------|--|---------------|--|
| Average RPI Win: 243      |          | WON-LOST RECORD |       | WINNING PCT. RANK |       | LAST 10 GAMES  |                    | STRENGTH OF SCHEDULE |       | OPP. STRENGTH OF SCHEDULE |       | TEAM RPI |  | ADJ. RPI |  | CONF. RPI |  | ADJ CONF. RPI |  |
| DIV. I ONLY               |          | 16- 14          |       | 147               |       | 7- 3           |                    | 265                  |       | 245                       |       | 190      |  | 192      |  | 23        |  | 23            |  |
| DIV. I NON-CONF.          |          | 4- 7            |       | 221               |       | 0- 0           |                    | 266                  |       | 203                       |       | 258      |  | 258      |  | 20        |  | 20            |  |
| TOTALS                    |          | RPI 1-25        |       | RPI 26-50         |       | W-L RECORDS    |                    | RPI 51-100           |       | RPI 100+                  |       |          |  |          |  |           |  |               |  |
| 16- 14                    |          | 0- 0            |       | 0- 0              |       | OVERALL        |                    | 0- 5                 |       | 16- 9                     |       |          |  |          |  |           |  |               |  |
| 9- 6                      |          | 0- 0            |       | 0- 0              |       | HOME           |                    | 0- 1                 |       | 9- 5                      |       |          |  |          |  |           |  |               |  |
| 5- 7                      |          | 0- 0            |       | 0- 0              |       | AWAY           |                    | 0- 3                 |       | 5- 4                      |       |          |  |          |  |           |  |               |  |
| 2- 1                      |          | 0- 0            |       | 0- 0              |       | NEUTRAL        |                    | 0- 1                 |       | 2- 0                      |       |          |  |          |  |           |  |               |  |
| 4- 7                      |          | 0- 0            |       | 0- 0              |       | NON-CONFERENCE |                    | 0- 2                 |       | 4- 5                      |       |          |  |          |  |           |  |               |  |
| 3- 3                      |          | 0- 0            |       | 0- 0              |       | HOME           |                    | 0- 0                 |       | 3- 3                      |       |          |  |          |  |           |  |               |  |
| 0- 3                      |          | 0- 0            |       | 0- 0              |       | AWAY           |                    | 0- 1                 |       | 0- 2                      |       |          |  |          |  |           |  |               |  |
| 1- 1                      |          | 0- 0            |       | 0- 0              |       | NEUTRAL        |                    | 0- 1                 |       | 1- 0                      |       |          |  |          |  |           |  |               |  |
| 12- 7                     |          | 0- 0            |       | 0- 0              |       | CONFERENCE     |                    | 0- 3                 |       | 12- 4                     |       |          |  |          |  |           |  |               |  |
| 6- 3                      |          | 0- 0            |       | 0- 0              |       | HOME           |                    | 0- 1                 |       | 6- 2                      |       |          |  |          |  |           |  |               |  |
| 5- 4                      |          | 0- 0            |       | 0- 0              |       | AWAY           |                    | 0- 2                 |       | 5- 2                      |       |          |  |          |  |           |  |               |  |
| 1- 0                      |          | 0- 0            |       | 0- 0              |       | NEUTRAL        |                    | 0- 0                 |       | 1- 0                      |       |          |  |          |  |           |  |               |  |
| RPI 1-25                  |          | RPI 26-50       |       | RPI 51-100        |       | RPI 101+       |                    | Team's RPI: 192      |       |                           |       |          |  |          |  |           |  |               |  |
| RPI S                     | Opponent | Score           | RPI S | Opponent          | Score | RPI S          | Opponent           | Score                | RPI S | Opponent                  | Score |          |  |          |  |           |  |               |  |
|                           |          |                 |       |                   |       | 83             | A Wi s. -Milwaukee | 54 55                | 102   | A Wi s. -Green Bay        | 58 77 |          |  |          |  |           |  |               |  |
|                           |          |                 |       |                   |       | 83             | A Wi s. -Milwaukee | 63 71                | 102   | H Wi s. -Green Bay        | 62 70 |          |  |          |  |           |  |               |  |
|                           |          |                 |       |                   |       | 83             | H Wi s. -Milwaukee | 58 65                | 102   | N Wi s. -Green Bay        | 74 62 |          |  |          |  |           |  |               |  |
|                           |          |                 |       |                   |       | 91             | N Missouri St.     | 60 64                | 107   | H UNI                     | 53 63 |          |  |          |  |           |  |               |  |
|                           |          |                 |       |                   |       | 97             | A Evansville       | 43 73                | 164   | A Northern Ill.           | 40 51 |          |  |          |  |           |  |               |  |
|                           |          |                 |       |                   |       |                |                    |                      | 188   | H Central Mich.           | 62 67 |          |  |          |  |           |  |               |  |
|                           |          |                 |       |                   |       |                |                    |                      | 193   | A Butler                  | 83 64 |          |  |          |  |           |  |               |  |
|                           |          |                 |       |                   |       |                |                    |                      | 193   | H Butler                  | 85 66 |          |  |          |  |           |  |               |  |
|                           |          |                 |       |                   |       |                |                    |                      | 195   | A Detroit                 | 67 62 |          |  |          |  |           |  |               |  |
|                           |          |                 |       |                   |       |                |                    |                      | 195   | H Detroit                 | 75 52 |          |  |          |  |           |  |               |  |
|                           |          |                 |       |                   |       |                |                    |                      | 203   | N Mt. St. Mary's          | 83 67 |          |  |          |  |           |  |               |  |
|                           |          |                 |       |                   |       |                |                    |                      | 214   | H Northwestern            | 78 81 |          |  |          |  |           |  |               |  |
|                           |          |                 |       |                   |       |                |                    |                      | 226   | A Wright St.              | 53 68 |          |  |          |  |           |  |               |  |
|                           |          |                 |       |                   |       |                |                    |                      | 226   | H Wright St.              | 59 69 |          |  |          |  |           |  |               |  |
|                           |          |                 |       |                   |       |                |                    |                      | 226   | H Wright St.              | 80 78 |          |  |          |  |           |  |               |  |
|                           |          |                 |       |                   |       |                |                    |                      | 230   | A Bradley                 | 73 78 |          |  |          |  |           |  |               |  |
|                           |          |                 |       |                   |       |                |                    |                      | 254   | H Alabama St.             | 84 39 |          |  |          |  |           |  |               |  |
|                           |          |                 |       |                   |       |                |                    |                      | 256   | H Eastern Ill.            | 86 77 |          |  |          |  |           |  |               |  |
|                           |          |                 |       |                   |       |                |                    |                      | 261   | H Chicago St.             | 80 62 |          |  |          |  |           |  |               |  |
|                           |          |                 |       |                   |       |                |                    |                      | 275   | A Youngstown St.          | 68 49 |          |  |          |  |           |  |               |  |
|                           |          |                 |       |                   |       |                |                    |                      | 275   | H Youngstown St.          | 74 64 |          |  |          |  |           |  |               |  |
|                           |          |                 |       |                   |       |                |                    |                      | 307   | A Loyola (Ill.)           | 79 66 |          |  |          |  |           |  |               |  |
|                           |          |                 |       |                   |       |                |                    |                      | 307   | H Loyola (Ill.)           | 73 51 |          |  |          |  |           |  |               |  |
|                           |          |                 |       |                   |       |                |                    |                      | 324   | A Cleveland St.           | 76 52 |          |  |          |  |           |  |               |  |
|                           |          |                 |       |                   |       |                |                    |                      | 324   | H Cleveland St.           | 68 66 |          |  |          |  |           |  |               |  |
| LAST 10 Division I GAMES: |          |                 |       |                   |       |                |                    |                      |       |                           |       |          |  |          |  |           |  |               |  |
|                           |          |                 |       |                   |       | 83             | A Wi s. -Milwaukee | 63 71                | 193   | H Butler                  | 85 66 |          |  |          |  |           |  |               |  |
|                           |          |                 |       |                   |       | 102            | N Wi s. -Green Bay | 74 62                | 226   | A Wright St.              | 53 68 |          |  |          |  |           |  |               |  |
|                           |          |                 |       |                   |       | 226            | H Wright St.       | 80 78                | 275   | A Youngstown St.          | 68 49 |          |  |          |  |           |  |               |  |
|                           |          |                 |       |                   |       | 195            | A Detroit          | 67 62                | 324   | A Cleveland St.           | 76 52 |          |  |          |  |           |  |               |  |
|                           |          |                 |       |                   |       | 83             | H Wi s. -Milwaukee | 58 65                | 307   | A Loyola (Ill.)           | 79 66 |          |  |          |  |           |  |               |  |

Non-Di v I Games:

Ill. -Chi cago

■ Loss, 
 ■ Non-Conf, S Site, 
 ■ Home 
 ■ Away 
 N Neutral

| Average RPI Win: 193      |          | WON-LOST  | WINNING            | LAST 10    | STRENGTH OF | OPP. STRENGTH     | TEAM       | ADJ.  | CONF.                | ADJ CONF.                |
|---------------------------|----------|-----------|--------------------|------------|-------------|-------------------|------------|-------|----------------------|--------------------------|
| Average RPI Loss: 65      |          | RECORD    | PCT. RANK          | GAMES      | SCHEDULE    | OF SCHEDULE       | RPI        | RPI   | RPI                  | RPI                      |
| DIV. I ONLY               | 16- 15   | 160       | 4- 6               | 176        | 59          | 133               | 132        | 7     | 7                    |                          |
| DIV. I NON-CONF.          | 9- 4     | 74        | 1- 1               | 212        | 115         | 103               | 103        | 6     | 5                    |                          |
| TOTALS                    | RPI 1-25 | RPI 26-50 | W-L RECORDS        | RPI 51-100 | RPI 100+    |                   |            |       |                      |                          |
| 16- 15                    | 1- 5     | 0- 2      | OVERALL            | 2- 5       | 13- 3       |                   |            |       |                      |                          |
| 7- 5                      | 1- 2     | 0- 0      | HOME               | 2- 2       | 4- 1        |                   |            |       |                      |                          |
| 6- 8                      | 0- 2     | 0- 2      | AWAY               | 0- 3       | 6- 1        |                   |            |       |                      |                          |
| 3- 2                      | 0- 1     | 0- 0      | NEUTRAL            | 0- 0       | 3- 1        |                   |            |       |                      |                          |
| 9- 4                      | 1- 0     | 0- 2      | NON-CONFERENCE     | 1- 0       | 7- 2        |                   |            |       |                      |                          |
| 4- 0                      | 1- 0     | 0- 0      | HOME               | 1- 0       | 2- 0        |                   |            |       |                      |                          |
| 3- 3                      | 0- 0     | 0- 2      | AWAY               | 0- 0       | 3- 1        |                   |            |       |                      |                          |
| 2- 1                      | 0- 0     | 0- 0      | NEUTRAL            | 0- 0       | 2- 1        |                   |            |       |                      |                          |
| 7- 11                     | 0- 5     | 0- 0      | CONFERENCE         | 1- 5       | 6- 1        |                   |            |       |                      |                          |
| 3- 5                      | 0- 2     | 0- 0      | HOME               | 1- 2       | 2- 1        |                   |            |       |                      |                          |
| 3- 5                      | 0- 2     | 0- 0      | AWAY               | 0- 3       | 3- 0        |                   |            |       |                      |                          |
| 1- 1                      | 0- 1     | 0- 0      | NEUTRAL            | 0- 0       | 1- 0        |                   |            |       |                      |                          |
| RPI S Opponent            | RPI 1-25 | Score     | RPI S Opponent     | RPI 26-50  | Score       | RPI S Opponent    | RPI 51-100 | Score | RPI S Opponent       | RPI 101+ Team's RPI: 132 |
| 7 H Oklahoma              |          | 86 75     | 33 A Florida       |            | 64 69       | 54 A Indiana      |            | 48 63 | 107 N UNI            |                          |
| 8 A Ohio St.              |          | 49 75     | 48 A Marquette     |            | 44 64       | 58 H Minnesota    |            | 49 64 | 130 A Wisconsin      | 84 54                    |
| 17 A Michigan St.         |          | 61 72     |                    |            |             | 60 A Iowa         |            | 65 84 | 130 H Wisconsin      | 61 66                    |
| 17 H Michigan St.         |          | 51 57     |                    |            |             | 60 H Iowa         |            | 60 71 | 164 H Northern Ill.  | 57 43                    |
| 23 H Purdue               |          | 53 57     |                    |            |             | 95 A Penn St.     |            | 52 78 | 181 H Illinois St.   | 85 74                    |
| 23 N Purdue               |          | 57 68     |                    |            |             | 95 H Penn St.     |            | 66 57 | 212 A Rhode Island   | 73 62                    |
|                           |          |           |                    |            |             | 96 H Western Ill. |            | 58 37 | 214 A Northwestern   | 60 59                    |
|                           |          |           |                    |            |             |                   |            |       | 214 H Northwestern   | 64 55                    |
|                           |          |           |                    |            |             |                   |            |       | 214 N Northwestern   | 60 49                    |
|                           |          |           |                    |            |             |                   |            |       | 223 A Michigan       | 67 57                    |
|                           |          |           |                    |            |             |                   |            |       | 223 H Michigan       | 67 48                    |
|                           |          |           |                    |            |             |                   |            |       | 230 A Bradley        | 80 64                    |
|                           |          |           |                    |            |             |                   |            |       | 244 A Northern Colo. | 55 65                    |
|                           |          |           |                    |            |             |                   |            |       | 280 N St. Louis      | 75 40                    |
|                           |          |           |                    |            |             |                   |            |       | 302 N Utah St.       | 62 43                    |
|                           |          |           |                    |            |             |                   |            |       | 307 A Loyola (Ill.)  | 79 39                    |
| LAST 10 Division I GAMES: |          |           |                    |            |             |                   |            |       |                      |                          |
| 48 A Marquette            |          | 44 64     | 60 H Iowa          |            | 60 71       |                   |            |       |                      |                          |
| 96 H Western Ill.         |          | 58 37     | 214 A Northwestern |            | 60 59       |                   |            |       |                      |                          |
| 23 N Purdue               |          | 57 68     | 95 A Penn St.      |            | 52 78       |                   |            |       |                      |                          |
| 214 N Northwestern        |          | 60 49     | 130 H Wisconsin    |            | 61 66       |                   |            |       |                      |                          |
| 223 A Michigan            |          | 67 57     | 17 H Michigan St.  |            | 51 57       |                   |            |       |                      |                          |

Non-Div I Games:

Illinois

Illinois

Illinois

|                      |          |                 |  |                           |               |                |    |                      |              |                           |    |          |                 |                 |    |           |  |               |  |
|----------------------|----------|-----------------|--|---------------------------|---------------|----------------|----|----------------------|--------------|---------------------------|----|----------|-----------------|-----------------|----|-----------|--|---------------|--|
| Average RPI Win: 188 |          | WON-LOST RECORD |  | WINNING PCT. RANK         |               | LAST 10 GAMES  |    | STRENGTH OF SCHEDULE |              | OPP. STRENGTH OF SCHEDULE |    | TEAM RPI |                 | ADJ. RPI        |    | CONF. RPI |  | ADJ CONF. RPI |  |
| DIV. I ONLY          |          | 12- 16          |  | 200                       |               | 4- 6           |    | 141                  |              | 138                       |    | 183      |                 | 181             |    | 12        |  | 12            |  |
| DIV. I NON-CONF.     |          | 5- 4            |  | 123                       |               | 0- 0           |    | 190                  |              | 230                       |    | 155      |                 | 152             |    | 11        |  | 11            |  |
| TOTALS               |          | RPI 1-25        |  | RPI 26-50                 |               | W-L RECORDS    |    | RPI 51-100           |              | RPI 100+                  |    |          |                 |                 |    |           |  |               |  |
| 12- 16               |          | 0- 0            |  | 0- 2                      |               | OVERALL        |    | 2- 2                 |              | 10- 12                    |    |          |                 |                 |    |           |  |               |  |
| 8- 5                 |          | 0- 0            |  | 0- 1                      |               | HOME           |    | 1- 1                 |              | 7- 3                      |    |          |                 |                 |    |           |  |               |  |
| 4- 10                |          | 0- 0            |  | 0- 1                      |               | AWAY           |    | 1- 1                 |              | 3- 8                      |    |          |                 |                 |    |           |  |               |  |
| 0- 1                 |          | 0- 0            |  | 0- 0                      |               | NEUTRAL        |    | 0- 0                 |              | 0- 1                      |    |          |                 |                 |    |           |  |               |  |
| 5- 4                 |          | 0- 0            |  | 0- 0                      |               | NON-CONFERENCE |    | 0- 0                 |              | 5- 4                      |    |          |                 |                 |    |           |  |               |  |
| 3- 1                 |          | 0- 0            |  | 0- 0                      |               | HOME           |    | 0- 0                 |              | 3- 1                      |    |          |                 |                 |    |           |  |               |  |
| 2- 3                 |          | 0- 0            |  | 0- 0                      |               | AWAY           |    | 0- 0                 |              | 2- 3                      |    |          |                 |                 |    |           |  |               |  |
| 0- 0                 |          | 0- 0            |  | 0- 0                      |               | NEUTRAL        |    | 0- 0                 |              | 0- 0                      |    |          |                 |                 |    |           |  |               |  |
| 7- 12                |          | 0- 0            |  | 0- 2                      |               | CONFERENCE     |    | 2- 2                 |              | 5- 8                      |    |          |                 |                 |    |           |  |               |  |
| 5- 4                 |          | 0- 0            |  | 0- 1                      |               | HOME           |    | 1- 1                 |              | 4- 2                      |    |          |                 |                 |    |           |  |               |  |
| 2- 7                 |          | 0- 0            |  | 0- 1                      |               | AWAY           |    | 1- 1                 |              | 1- 5                      |    |          |                 |                 |    |           |  |               |  |
| 0- 1                 |          | 0- 0            |  | 0- 0                      |               | NEUTRAL        |    | 0- 0                 |              | 0- 1                      |    |          |                 |                 |    |           |  |               |  |
| RPI 1-25             |          | Score           |  | RPI 26-50                 |               | Score          |    | RPI 51-100           |              | Score                     |    | RPI 101+ |                 | Team's RPI: 181 |    |           |  |               |  |
| RPI S                | Opponent |                 |  | RPI S                     | Opponent      |                |    | RPI S                | Opponent     |                           |    | RPI S    | Opponent        |                 |    |           |  |               |  |
|                      |          |                 |  | 47 A                      | Indiana St.   | 76             | 92 | 91 A                 | Missouri St. | 53                        | 68 | 102 H    | Wis. -Green Bay | 60              | 76 |           |  |               |  |
|                      |          |                 |  | 47 H                      | Indiana St.   | 71             | 75 | 91 H                 | Missouri St. | 64                        | 55 | 104 A    | Drake           | 73              | 76 |           |  |               |  |
|                      |          |                 |  |                           |               |                |    | 97 A                 | Evansville   | 79                        | 66 | 104 H    | Drake           | 64              | 61 |           |  |               |  |
|                      |          |                 |  |                           |               |                |    | 97 H                 | Evansville   | 62                        | 78 | 107 A    | UNI             | 69              | 75 |           |  |               |  |
|                      |          |                 |  |                           |               |                |    |                      |              |                           |    | 107 H    | UNI             | 53              | 61 |           |  |               |  |
|                      |          |                 |  |                           |               |                |    |                      |              |                           |    | 107 N    | UNI             | 62              | 70 |           |  |               |  |
|                      |          |                 |  |                           |               |                |    |                      |              |                           |    | 121 A    | Ball St.        | 61              | 65 |           |  |               |  |
|                      |          |                 |  |                           |               |                |    |                      |              |                           |    | 127 A    | Oakland         | 71              | 73 |           |  |               |  |
|                      |          |                 |  |                           |               |                |    |                      |              |                           |    | 132 A    | Illinois        | 74              | 85 |           |  |               |  |
|                      |          |                 |  |                           |               |                |    |                      |              |                           |    | 154 H    | South Ala.      | 57              | 50 |           |  |               |  |
|                      |          |                 |  |                           |               |                |    |                      |              |                           |    | 164 H    | Northern Ill.   | 60              | 50 |           |  |               |  |
|                      |          |                 |  |                           |               |                |    |                      |              |                           |    | 182 A    | Wichita St.     | 73              | 85 |           |  |               |  |
|                      |          |                 |  |                           |               |                |    |                      |              |                           |    | 182 H    | Wichita St.     | 66              | 52 |           |  |               |  |
|                      |          |                 |  |                           |               |                |    |                      |              |                           |    | 185 A    | UTEP            | 83              | 71 |           |  |               |  |
|                      |          |                 |  |                           |               |                |    |                      |              |                           |    | 194 A    | Southern Ill.   | 58              | 59 |           |  |               |  |
|                      |          |                 |  |                           |               |                |    |                      |              |                           |    | 194 H    | Southern Ill.   | 65              | 87 |           |  |               |  |
|                      |          |                 |  |                           |               |                |    |                      |              |                           |    | 230 A    | Bradley         | 63              | 71 |           |  |               |  |
|                      |          |                 |  |                           |               |                |    |                      |              |                           |    | 230 H    | Bradley         | 66              | 51 |           |  |               |  |
|                      |          |                 |  |                           |               |                |    |                      |              |                           |    | 239 A    | Creighton       | 71              | 68 |           |  |               |  |
|                      |          |                 |  |                           |               |                |    |                      |              |                           |    | 239 H    | Creighton       | 75              | 61 |           |  |               |  |
|                      |          |                 |  |                           |               |                |    |                      |              |                           |    | 261 A    | Chicago St.     | 70              | 63 |           |  |               |  |
|                      |          |                 |  |                           |               |                |    |                      |              |                           |    | 307 H    | Loyola (Ill.)   | 82              | 56 |           |  |               |  |
|                      |          |                 |  | LAST 10 Division I GAMES: |               |                |    |                      |              |                           |    |          |                 |                 |    |           |  |               |  |
|                      |          |                 |  | 107 N                     | UNI           | 62             | 70 | 91 A                 | Missouri St. | 53                        | 68 |          |                 |                 |    |           |  |               |  |
|                      |          |                 |  | 194 A                     | Southern Ill. | 58             | 59 | 182 A                | Wichita St.  | 73                        | 85 |          |                 |                 |    |           |  |               |  |
|                      |          |                 |  | 97 A                      | Evansville    | 79             | 66 | 230 H                | Bradley      | 66                        | 51 |          |                 |                 |    |           |  |               |  |
|                      |          |                 |  | 239 H                     | Creighton     | 75             | 61 | 107 H                | UNI          | 53                        | 61 |          |                 |                 |    |           |  |               |  |
|                      |          |                 |  | 104 H                     | Drake         | 64             | 61 | 47 H                 | Indiana St.  | 71                        | 75 |          |                 |                 |    |           |  |               |  |

Non-Div I Games:

Illinois St.

Illinois St.

Illinois St.

|                           |                |                 |                   |                 |                      |                           |                 |          |           |                  |       |
|---------------------------|----------------|-----------------|-------------------|-----------------|----------------------|---------------------------|-----------------|----------|-----------|------------------|-------|
| Average RPI Win: 137      |                | WON-LOST RECORD | WINNING PCT. RANK | LAST 10 GAMES   | STRENGTH OF SCHEDULE | OPP. STRENGTH OF SCHEDULE | TEAM RPI        | ADJ. RPI | CONF. RPI | ADJ CONF. RPI    |       |
| DIV. I ONLY               |                | 19- 14          | 123               | 6- 4            | 26                   | 52                        | 53              | 54       | 7         | 7                |       |
| DIV. I NON-CONF.          |                | 8- 6            | 122               | 2- 1            | 20                   | 61                        | 51              | 51       | 6         | 5                |       |
| <hr/>                     |                |                 |                   |                 |                      |                           |                 |          |           |                  |       |
| TOTALS                    |                | RPI 1-25        |                   | RPI 26-50       | W-L RECORDS          | RPI 51-100                |                 |          | RPI 100+  |                  |       |
| 19- 14                    |                | 1- 6            |                   | 1- 3            | OVERALL              | 7- 5                      |                 |          | 10- 0     |                  |       |
| 8- 6                      |                | 0- 3            |                   | 0- 2            | HOME                 | 3- 1                      |                 |          | 5- 0      |                  |       |
| 8- 7                      |                | 1- 2            |                   | 1- 1            | AWAY                 | 2- 4                      |                 |          | 4- 0      |                  |       |
| 3- 1                      |                | 0- 1            |                   | 0- 0            | NEUTRAL              | 2- 0                      |                 |          | 1- 0      |                  |       |
| 8- 6                      |                | 0- 1            |                   | 1- 3            | NON-CONFERENCE       | 3- 2                      |                 |          | 4- 0      |                  |       |
| 3- 3                      |                | 0- 1            |                   | 0- 2            | HOME                 | 1- 0                      |                 |          | 2- 0      |                  |       |
| 4- 3                      |                | 0- 0            |                   | 1- 1            | AWAY                 | 1- 2                      |                 |          | 2- 0      |                  |       |
| 1- 0                      |                | 0- 0            |                   | 0- 0            | NEUTRAL              | 1- 0                      |                 |          | 0- 0      |                  |       |
| 11- 8                     |                | 1- 5            |                   | 0- 0            | CONFERENCE           | 4- 3                      |                 |          | 6- 0      |                  |       |
| 5- 3                      |                | 0- 2            |                   | 0- 0            | HOME                 | 2- 1                      |                 |          | 3- 0      |                  |       |
| 4- 4                      |                | 1- 2            |                   | 0- 0            | AWAY                 | 1- 2                      |                 |          | 2- 0      |                  |       |
| 2- 1                      |                | 0- 1            |                   | 0- 0            | NEUTRAL              | 1- 0                      |                 |          | 1- 0      |                  |       |
| <hr/>                     |                |                 |                   |                 |                      |                           |                 |          |           |                  |       |
| RPI 1-25                  |                | RPI 26-50       |                   | RPI 51-100      |                      | Team's RPI: 54            |                 | RPI 101+ |           |                  |       |
| RPI S                     | Opponent       | Score           | RPI S             | Opponent        | Score                | RPI S                     | Opponent        | Score    | RPI S     | Opponent         | Score |
| 8                         | A Ohio St.     | 50 60           | 37                | H Notre Dame    | 61 74                | 53                        | A Louisville    | 67 72    | 125       | A Belmont        | 68 51 |
| 8                         | H Ohio St.     | 45 61           | 41                | H Bowling Green | 50 68                | 58                        | A Minnesota     | 58 65    | 130       | A Wisconsin      | 71 64 |
| 10                        | H Baylor       | 62 74           | 47                | A Indiana St.   | 68 62                | 58                        | H Minnesota     | 64 69    | 132       | H Illinois       | 63 48 |
| 17                        | A Michigan St. | 59 65           | 48                | A Marquette     | 54 57                | 58                        | N Minnesota     | 61 46    | 194       | A Southern Ill.  | 64 59 |
| 23                        | A Purdue       | 63 61           |                   |                 |                      | 60                        | A Iowa          | 70 78    | 214       | A Northwestern   | 69 56 |
| 23                        | H Purdue       | 56 61           |                   |                 |                      | 60                        | H Iowa          | 65 53    | 214       | H Northwestern   | 60 46 |
| 23                        | N Purdue       | 41 67           |                   |                 |                      | 72                        | A Eastern Mich. | 70 64    | 223       | H Michigan       | 69 44 |
|                           |                |                 |                   |                 |                      | 74                        | A Cincinnati    | 59 73    | 223       | N Michigan       | 68 52 |
|                           |                |                 |                   |                 |                      | 79                        | N Boston U.     | 62 54    | 260       | H North Fla.     | 68 46 |
|                           |                |                 |                   |                 |                      | 84                        | H Rice          | 67 57    | 275       | H Youngstown St. | 74 38 |
|                           |                |                 |                   |                 |                      | 95                        | A Penn St.      | 54 50    |           |                  |       |
|                           |                |                 |                   |                 |                      | 95                        | H Penn St.      | 58 43    |           |                  |       |
| <hr/>                     |                |                 |                   |                 |                      |                           |                 |          |           |                  |       |
| LAST 10 Division I GAMES: |                |                 |                   |                 |                      |                           |                 |          |           |                  |       |
| 48                        | A Marquette    | 54 57           | 223               | N Michigan      | 68 52                |                           |                 |          |           |                  |       |
| 47                        | A Indiana St.  | 68 62           | 60                | A Iowa          | 70 78                |                           |                 |          |           |                  |       |
| 84                        | H Rice         | 67 57           | 58                | A Minnesota     | 58 65                |                           |                 |          |           |                  |       |
| 23                        | N Purdue       | 41 67           | 23                | A Purdue        | 63 61                |                           |                 |          |           |                  |       |
| 58                        | N Minnesota    | 61 46           | 214               | H Northwestern  | 60 46                |                           |                 |          |           |                  |       |

Non-Div I Games:

Indiana



| Average RPI Win: 245 |          | WON-LOST                  | WINNING        | LAST 10            | STRENGTH OF | OPP. STRENGTH       | TEAM     | ADJ.            | CONF. | ADJ CONF. |
|----------------------|----------|---------------------------|----------------|--------------------|-------------|---------------------|----------|-----------------|-------|-----------|
| Average RPI Loss: 78 |          | RECORD                    | PCT. RANK      | GAMES              | SCHEDULE    | OF SCHEDULE         | RPI      | RPI             | RPI   | RPI       |
| DIV. I ONLY          | 17- 12   | 110                       | 8- 2           | 136                | 239         | 116                 | 114      | 19              | 19    |           |
| DIV. I NON-CONF.     | 3- 6     | 234                       | 0- 0           | 24                 | 161         | 123                 | 120      | 18              | 18    |           |
| TOTALS               | RPI 1-25 | RPI 26-50                 | W-L RECORDS    | RPI 51-100         | RPI 100+    |                     |          |                 |       |           |
| 17- 12               | 0- 1     | 0- 2                      | OVERALL        | 0- 5               | 17- 4       |                     |          |                 |       |           |
| 8- 4                 | 0- 0     | 0- 0                      | HOME           | 0- 2               | 8- 2        |                     |          |                 |       |           |
| 8- 6                 | 0- 1     | 0- 1                      | AWAY           | 0- 2               | 8- 2        |                     |          |                 |       |           |
| 1- 2                 | 0- 0     | 0- 1                      | NEUTRAL        | 0- 1               | 1- 0        |                     |          |                 |       |           |
| 3- 6                 | 0- 1     | 0- 2                      | NON-CONFERENCE | 0- 2               | 3- 1        |                     |          |                 |       |           |
| 2- 1                 | 0- 0     | 0- 0                      | HOME           | 0- 1               | 2- 0        |                     |          |                 |       |           |
| 1- 4                 | 0- 1     | 0- 1                      | AWAY           | 0- 1               | 1- 1        |                     |          |                 |       |           |
| 0- 1                 | 0- 0     | 0- 1                      | NEUTRAL        | 0- 0               | 0- 0        |                     |          |                 |       |           |
| 14- 6                | 0- 0     | 0- 0                      | CONFERENCE     | 0- 3               | 14- 3       |                     |          |                 |       |           |
| 6- 3                 | 0- 0     | 0- 0                      | HOME           | 0- 1               | 6- 2        |                     |          |                 |       |           |
| 7- 2                 | 0- 0     | 0- 0                      | AWAY           | 0- 1               | 7- 1        |                     |          |                 |       |           |
| 1- 1                 | 0- 0     | 0- 0                      | NEUTRAL        | 0- 1               | 1- 0        |                     |          |                 |       |           |
| RPI S                | RPI 1-25 | RPI S                     | RPI 26-50      | RPI S              | RPI 51-100  | RPI S               | RPI 101+ | Team's RPI: 114 |       |           |
| Opponent             | Score    | Opponent                  | Score          | Opponent           | Score       | Opponent            | Score    |                 |       |           |
| 12 A Georgi a        | 60 97    | 37 A Notre Dame           | 55 74          | 67 A St. Joseph' s | 50 52       | 115 A Loyol a (Md.) | 69 77    |                 |       |           |
|                      |          | 41 N Bowling Green        | 45 62          | 71 A Mari st       | 66 68       | 115 H Loyol a (Md.) | 63 65    |                 |       |           |
|                      |          |                           |                | 71 H Mari st       | 62 80       | 116 A Army          | 54 67    |                 |       |           |
|                      |          |                           |                | 71 N Mari st       | 59 60       | 126 H Bucknel l     | 75 58    |                 |       |           |
|                      |          |                           |                | 89 H Sacred Heart  | 78 79       | 129 A Cani si us    | 77 65    |                 |       |           |
|                      |          |                           |                |                    |             | 129 H Cani si us    | 59 76    |                 |       |           |
|                      |          |                           |                |                    |             | 182 H Wi chi ta St. | 73 71    |                 |       |           |
|                      |          |                           |                |                    |             | 215 A St. Peter's   | 72 57    |                 |       |           |
|                      |          |                           |                |                    |             | 215 H St. Peter's   | 73 71    |                 |       |           |
|                      |          |                           |                |                    |             | 216 A Manhattan     | 74 64    |                 |       |           |
|                      |          |                           |                |                    |             | 216 H Manhattan     | 71 68    |                 |       |           |
|                      |          |                           |                |                    |             | 229 A Si ena        | 73 66    |                 |       |           |
|                      |          |                           |                |                    |             | 229 H Si ena        | 83 69    |                 |       |           |
|                      |          |                           |                |                    |             | 238 A Fai rfi el d  | 71 56    |                 |       |           |
|                      |          |                           |                |                    |             | 238 H Fai rfi el d  | 79 60    |                 |       |           |
|                      |          |                           |                |                    |             | 315 A Ri der        | 64 53    |                 |       |           |
|                      |          |                           |                |                    |             | 315 H Ri der        | 78 58    |                 |       |           |
|                      |          |                           |                |                    |             | 322 A Ni agara      | 67 61    |                 |       |           |
|                      |          |                           |                |                    |             | 322 H Ni agara      | 70 64    |                 |       |           |
|                      |          |                           |                |                    |             | 322 N Ni agara      | 72 57    |                 |       |           |
|                      |          |                           |                |                    |             | 331 A Wagner        | 67 58    |                 |       |           |
|                      |          | LAST 10 Div sion I GAMES: |                |                    |             |                     |          |                 |       |           |
|                      |          | 71 N Mari st              | 59 60          | 71 H Mari st       | 62 80       |                     |          |                 |       |           |
|                      |          | 322 N Ni agara            | 72 57          | 322 H Ni agara     | 70 64       |                     |          |                 |       |           |
|                      |          | 216 A Manhattan           | 74 64          | 229 A Si ena       | 73 66       |                     |          |                 |       |           |
|                      |          | 315 A Ri der              | 64 53          | 215 H St. Peter's  | 73 71       |                     |          |                 |       |           |
|                      |          | 229 H Si ena              | 83 69          | 238 H Fai rfi el d | 79 60       |                     |          |                 |       |           |

Non-Div I Games:

Iona

Loss, 
Non-Conf, S Site, 
H Home
A Away 
N Neutral



| Average RPI Win: 148      |               | WON-LOST RECORD | WINNING PCT. RANK | LAST 10 GAMES  | STRENGTH OF SCHEDULE | OPP. STRENGTH OF SCHEDULE | TEAM RPI       | ADJ. RPI | CONF. RPI | ADJ CONF. RPI  |       |
|---------------------------|---------------|-----------------|-------------------|----------------|----------------------|---------------------------|----------------|----------|-----------|----------------|-------|
| DIV. I ONLY               |               | 17- 12          | 110               | 5- 5           | 38                   | 49                        | 61             | 60       | 7         | 7              |       |
| DIV. I NON-CONF.          |               | 7- 5            | 118               | 0- 1           | 23                   | 74                        | 54             | 55       | 6         | 5              |       |
| TOTALS                    |               | RPI 1-25        | RPI 26-50         | W-L RECORDS    | RPI 51-100           | RPI 100+                  |                |          |           |                |       |
| 17- 12                    |               | 2- 7            | 0- 1              | OVERALL        | 2- 4                 | 13- 0                     |                |          |           |                |       |
| 11- 3                     |               | 2- 2            | 0- 0              | HOME           | 2- 1                 | 7- 0                      |                |          |           |                |       |
| 5- 6                      |               | 0- 2            | 0- 1              | AWAY           | 0- 3                 | 5- 0                      |                |          |           |                |       |
| 1- 3                      |               | 0- 3            | 0- 0              | NEUTRAL        | 0- 0                 | 1- 0                      |                |          |           |                |       |
| 7- 5                      |               | 0- 3            | 0- 1              | NON-CONFERENCE | 1- 1                 | 6- 0                      |                |          |           |                |       |
| 5- 1                      |               | 0- 1            | 0- 0              | HOME           | 1- 0                 | 4- 0                      |                |          |           |                |       |
| 1- 2                      |               | 0- 0            | 0- 1              | AWAY           | 0- 1                 | 1- 0                      |                |          |           |                |       |
| 1- 2                      |               | 0- 2            | 0- 0              | NEUTRAL        | 0- 0                 | 1- 0                      |                |          |           |                |       |
| 10- 7                     |               | 2- 4            | 0- 0              | CONFERENCE     | 1- 3                 | 7- 0                      |                |          |           |                |       |
| 6- 2                      |               | 2- 1            | 0- 0              | HOME           | 1- 1                 | 3- 0                      |                |          |           |                |       |
| 4- 4                      |               | 0- 2            | 0- 0              | AWAY           | 0- 2                 | 4- 0                      |                |          |           |                |       |
| 0- 1                      |               | 0- 1            | 0- 0              | NEUTRAL        | 0- 0                 | 0- 0                      |                |          |           |                |       |
| RPI 1-25                  |               | RPI 26-50       |                   | RPI 51-100     |                      | Team's RPI : 60           |                | RPI 101+ |           |                |       |
| RPI S                     | Opponent      | Score           | RPI S             | Opponent       | Score                | RPI S                     | Opponent       | Score    | RPI S     | Opponent       | Score |
| 7 N                       | Oklahoma      | 68 85           | 42 A              | Louisiana Tech | 91 95                | 54 A                      | Indiana        | 53 65    | 102 H     | Wis.-Green Bay | 81 57 |
| 8 A                       | Ohio St.      | 77 88           |                   |                |                      | 54 H                      | Indiana        | 78 70    | 104 H     | Drake          | 92 72 |
| 8 H                       | Ohio St.      | 62 72           |                   |                |                      | 58 H                      | Minnesota      | 68 80    | 107 A     | UNI            | 65 54 |
| 9 H                       | Rutgers       | 51 57           |                   |                |                      | 70 A                      | Iowa St.       | 61 77    | 130 A     | Wisconsin      | 68 59 |
| 17 A                      | Michigan St.  | 71 73           |                   |                |                      | 83 H                      | Wis.-Milwaukee | 82 42    | 132 A     | Illinois       | 71 60 |
| 17 H                      | Michigan St.  | 75 64           |                   |                |                      | 95 A                      | Penn St.       | 61 72    | 132 H     | Illinois       | 84 65 |
| 17 N                      | Michigan St.  | 58 79           |                   |                |                      |                           |                |          | 200 H     | Vermont        | 79 57 |
| 22 N                      | Brigham Young | 62 67           |                   |                |                      |                           |                |          | 214 A     | Northwestern   | 80 48 |
| 23 H                      | Purdue        | 77 71           |                   |                |                      |                           |                |          | 214 H     | Northwestern   | 76 61 |
|                           |               |                 |                   |                |                      |                           |                |          | 223 A     | Michigan       | 77 63 |
|                           |               |                 |                   |                |                      |                           |                |          | 223 H     | Michigan       | 67 55 |
|                           |               |                 |                   |                |                      |                           |                |          | 239 H     | Creighton      | 74 64 |
|                           |               |                 |                   |                |                      |                           |                |          | 315 N     | Rider          | 88 41 |
| LAST 10 Division I GAMES: |               |                 |                   |                |                      |                           |                |          |           |                |       |
| 22 N                      | Brigham Young | 62 67           | 17 A              | Michigan St.   | 71 73                |                           |                |          |           |                |       |
| 17 N                      | Michigan St.  | 58 79           | 8 A               | Ohio St.       | 77 88                |                           |                |          |           |                |       |
| 54 H                      | Indiana       | 78 70           | 214 H             | Northwestern   | 76 61                |                           |                |          |           |                |       |
| 132 A                     | Illinois      | 71 60           | 23 H              | Purdue         | 77 71                |                           |                |          |           |                |       |
| 223 H                     | Michigan      | 67 55           | 95 A              | Penn St.       | 61 72                |                           |                |          |           |                |       |

Non-Div I Games:

|                           |                      |                 |    |                    |              |                |    |                      |              |                           |              |          |                    |          |    |           |  |               |  |
|---------------------------|----------------------|-----------------|----|--------------------|--------------|----------------|----|----------------------|--------------|---------------------------|--------------|----------|--------------------|----------|----|-----------|--|---------------|--|
| Average RPI Win: 153      |                      | WON-LOST RECORD |    | WINNING PCT. RANK  |              | LAST 10 GAMES  |    | STRENGTH OF SCHEDULE |              | OPP. STRENGTH OF SCHEDULE |              | TEAM RPI |                    | ADJ. RPI |    | CONF. RPI |  | ADJ CONF. RPI |  |
| DIV. I ONLY               |                      | 18- 13          |    | 121                |              | 5- 5           |    | 60                   |              | 50                        |              | 72       |                    | 70       |    | 3         |  | 3             |  |
| DIV. I NON-CONF.          |                      | 10- 3           |    | 41                 |              | 1- 1           |    | 135                  |              | 118                       |              | 63       |                    | 62       |    | 4         |  | 4             |  |
| TOTALS                    |                      | RPI 1-25        |    | RPI 26-50          |              | W-L RECORDS    |    | RPI 51-100           |              | RPI 100+                  |              |          |                    |          |    |           |  |               |  |
| 18- 13                    |                      | 0- 4            |    | 1- 3               |              | OVERALL        |    | 5- 6                 |              | 12- 0                     |              |          |                    |          |    |           |  |               |  |
| 11- 5                     |                      | 0- 2            |    | 0- 2               |              | HOME           |    | 4- 1                 |              | 7- 0                      |              |          |                    |          |    |           |  |               |  |
| 4- 6                      |                      | 0- 0            |    | 1- 1               |              | AWAY           |    | 0- 5                 |              | 3- 0                      |              |          |                    |          |    |           |  |               |  |
| 3- 2                      |                      | 0- 2            |    | 0- 0               |              | NEUTRAL        |    | 1- 0                 |              | 2- 0                      |              |          |                    |          |    |           |  |               |  |
| 10- 3                     |                      | 0- 1            |    | 0- 1               |              | NON-CONFERENCE |    | 1- 1                 |              | 9- 0                      |              |          |                    |          |    |           |  |               |  |
| 7- 1                      |                      | 0- 0            |    | 0- 1               |              | HOME           |    | 1- 0                 |              | 6- 0                      |              |          |                    |          |    |           |  |               |  |
| 1- 1                      |                      | 0- 0            |    | 0- 0               |              | AWAY           |    | 0- 1                 |              | 1- 0                      |              |          |                    |          |    |           |  |               |  |
| 2- 1                      |                      | 0- 1            |    | 0- 0               |              | NEUTRAL        |    | 0- 0                 |              | 2- 0                      |              |          |                    |          |    |           |  |               |  |
| 8- 10                     |                      | 0- 3            |    | 1- 2               |              | CONFERENCE     |    | 4- 5                 |              | 3- 0                      |              |          |                    |          |    |           |  |               |  |
| 4- 4                      |                      | 0- 2            |    | 0- 1               |              | HOME           |    | 3- 1                 |              | 1- 0                      |              |          |                    |          |    |           |  |               |  |
| 3- 5                      |                      | 0- 0            |    | 1- 1               |              | AWAY           |    | 0- 4                 |              | 2- 0                      |              |          |                    |          |    |           |  |               |  |
| 1- 1                      |                      | 0- 1            |    | 0- 0               |              | NEUTRAL        |    | 1- 0                 |              | 0- 0                      |              |          |                    |          |    |           |  |               |  |
| RPI 1-25                  |                      | RPI 26-50       |    | RPI 51-100         |              | Team's RPI: 70 |    | RPI 101+             |              |                           |              |          |                    |          |    |           |  |               |  |
| RPI S                     | Opponent             | Score           |    | RPI S              | Opponent     | Score          |    | RPI S                | Opponent     | Score                     |              | RPI S    | Opponent           | Score    |    |           |  |               |  |
| 7                         | H Okl ahoma          | 67              | 87 | 30                 | A Kansas St. | 71             | 66 | 52                   | A Texas      | 50                        | 80           | 102      | H Wi s. -Green Bay | 79       | 71 |           |  |               |  |
| 7                         | N Okl ahoma          | 74              | 78 | 30                 | H Kansas St. | 64             | 73 | 52                   | N Texas      | 72                        | 68           | 104      | A Drake            | 69       | 57 |           |  |               |  |
| 10                        | H Bayl or            | 64              | 79 | 38                 | A Texas A&M  | 53             | 64 | 58                   | A Mi nnesota | 61                        | 66           | 107      | N UNI              | 61       | 54 |           |  |               |  |
| 11                        | N North Carolina St. | 59              | 81 | 48                 | H Marquette  | 63             | 69 | 60                   | H Iowa       | 77                        | 61           | 151      | H IUPUI            | 70       | 55 |           |  |               |  |
|                           |                      |                 |    |                    |              |                |    | 64                   | H Texas Tech | 69                        | 65           | 171      | H UC Ri versi de   | 65       | 40 |           |  |               |  |
|                           |                      |                 |    |                    |              |                |    | 65                   | A Mi ssouri  | 59                        | 67           | 198      | A Col orado        | 86       | 71 |           |  |               |  |
|                           |                      |                 |    |                    |              |                |    | 65                   | H Mi ssouri  | 66                        | 60           | 198      | H Col orado        | 56       | 46 |           |  |               |  |
|                           |                      |                 |    |                    |              |                |    | 73                   | A Nebraska   | 42                        | 54           | 222      | A Okl ahoma St.    | 71       | 62 |           |  |               |  |
|                           |                      |                 |    |                    |              |                |    | 73                   | H Nebraska   | 79                        | 57           | 260      | N North Fla.       | 74       | 48 |           |  |               |  |
|                           |                      |                 |    |                    |              |                |    | 99                   | A Kansas     | 64                        | 65           | 294      | H Ni chol ls St.   | 77       | 28 |           |  |               |  |
|                           |                      |                 |    |                    |              |                |    | 99                   | H Kansas     | 56                        | 57           | 299      | H I PFW            | 87       | 68 |           |  |               |  |
|                           |                      |                 |    |                    |              |                |    |                      |              |                           |              | 301      | H Akron            | 76       | 43 |           |  |               |  |
| LAST 10 Division I GAMES: |                      |                 |    |                    |              |                |    |                      |              |                           |              |          |                    |          |    |           |  |               |  |
| 48                        |                      |                 |    | H Marquette        | 63           | 69             | 38 |                      |              |                           | A Texas A&M  | 53       | 64                 |          |    |           |  |               |  |
| 102                       |                      |                 |    | H Wi s. -Green Bay | 79           | 71             | 65 |                      |              |                           | A Mi ssouri  | 59       | 67                 |          |    |           |  |               |  |
| 7                         |                      |                 |    | N Okl ahoma        | 74           | 78             | 99 |                      |              |                           | H Kansas     | 56       | 57                 |          |    |           |  |               |  |
| 52                        |                      |                 |    | N Texas            | 72           | 68             | 64 |                      |              |                           | H Texas Tech | 69       | 65                 |          |    |           |  |               |  |
| 198                       |                      |                 |    | H Col orado        | 56           | 46             | 30 |                      |              |                           | A Kansas St. | 71       | 66                 |          |    |           |  |               |  |

Iowa St.

Iowa St.

Non-Div I Games:

Iowa St.

Loss, 
Non-Conf, S Site, 
H Home
A Away 
N Neutral

| Average RPI Win: 288      |                         | WON-LOST  | WINNING                  | LAST 10    | STRENGTH OF                    | OPP. STRENGTH                    | TEAM                    | ADJ.            | CONF. | ADJ CONF. |  |  |
|---------------------------|-------------------------|-----------|--------------------------|------------|--------------------------------|----------------------------------|-------------------------|-----------------|-------|-----------|--|--|
| Average RPI Loss: 177     |                         | RECORD    | PCT. RANK                | GAMES      | SCHEDULE                       | OF SCHEDULE                      | RPI                     | RPI             | RPI   | RPI       |  |  |
| DIV. I ONLY               | 17- 14                  | 134       | 7- 3                     | 304        | 315                            | 210                              | 211                     | 32              | 32    |           |  |  |
| DIV. I NON-CONF.          | 2- 9                    | 290       | 0- 1                     | 234        | 159                            | 291                              | 289                     | 32              | 32    |           |  |  |
| TOTALS                    | RPI 1-25                | RPI 26-50 | W-L RECORDS              | RPI 51-100 | RPI 100+                       |                                  |                         |                 |       |           |  |  |
| 17- 14                    | 0- 0                    | 0- 0      | OVERALL                  | 0- 3       | 17- 11                         |                                  |                         |                 |       |           |  |  |
| 7- 4                      | 0- 0                    | 0- 0      | HOME                     | 0- 0       | 7- 4                           |                                  |                         |                 |       |           |  |  |
| 9- 8                      | 0- 0                    | 0- 0      | AWAY                     | 0- 3       | 9- 5                           |                                  |                         |                 |       |           |  |  |
| 1- 2                      | 0- 0                    | 0- 0      | NEUTRAL                  | 0- 0       | 1- 2                           |                                  |                         |                 |       |           |  |  |
| 2- 9                      | 0- 0                    | 0- 0      | NON-CONFERENCE           | 0- 3       | 2- 6                           |                                  |                         |                 |       |           |  |  |
| 1- 1                      | 0- 0                    | 0- 0      | HOME                     | 0- 0       | 1- 1                           |                                  |                         |                 |       |           |  |  |
| 1- 7                      | 0- 0                    | 0- 0      | AWAY                     | 0- 3       | 1- 4                           |                                  |                         |                 |       |           |  |  |
| 0- 1                      | 0- 0                    | 0- 0      | NEUTRAL                  | 0- 0       | 0- 1                           |                                  |                         |                 |       |           |  |  |
| 15- 5                     | 0- 0                    | 0- 0      | CONFERENCE               | 0- 0       | 15- 5                          |                                  |                         |                 |       |           |  |  |
| 6- 3                      | 0- 0                    | 0- 0      | HOME                     | 0- 0       | 6- 3                           |                                  |                         |                 |       |           |  |  |
| 8- 1                      | 0- 0                    | 0- 0      | AWAY                     | 0- 0       | 8- 1                           |                                  |                         |                 |       |           |  |  |
| 1- 1                      | 0- 0                    | 0- 0      | NEUTRAL                  | 0- 0       | 1- 1                           |                                  |                         |                 |       |           |  |  |
| RPI S                     | RPI 1-25 Opponent Score | RPI S     | RPI 26-50 Opponent Score | RPI S      | RPI 51-100 Opponent Score      | RPI S                            | RPI 101+ Opponent Score | Team's RPI: 211 |       |           |  |  |
|                           |                         |           |                          |            | 61 A UNLV 39 73                | 134 A Oral Roberts 70 96         |                         |                 |       |           |  |  |
|                           |                         |           |                          |            | 68 A Stephen F. Austin 67 85   | 146 A Ark. -Little Rock 44 54    |                         |                 |       |           |  |  |
|                           |                         |           |                          |            | 84 A Ri ce 48 64               | 156 A UAB 62 73                  |                         |                 |       |           |  |  |
|                           |                         |           |                          |            |                                | 167 A Southern U. 55 61          |                         |                 |       |           |  |  |
|                           |                         |           |                          |            |                                | 167 H Southern U. 75 55          |                         |                 |       |           |  |  |
|                           |                         |           |                          |            |                                | 189 A Southern Mi ss. 67 76      |                         |                 |       |           |  |  |
|                           |                         |           |                          |            |                                | 195 N Detroit 64 78              |                         |                 |       |           |  |  |
|                           |                         |           |                          |            |                                | 220 H McNeese St. 52 53          |                         |                 |       |           |  |  |
|                           |                         |           |                          |            |                                | 240 A Mi ssi ssi ppi Val . 59 58 |                         |                 |       |           |  |  |
|                           |                         |           |                          |            |                                | 240 H Mi ssi ssi ppi Val . 68 69 |                         |                 |       |           |  |  |
|                           |                         |           |                          |            |                                | 254 A Al abama St. 76 56         |                         |                 |       |           |  |  |
|                           |                         |           |                          |            |                                | 254 H Al abama St. 52 51         |                         |                 |       |           |  |  |
|                           |                         |           |                          |            |                                | 254 N Al abama St. 57 67         |                         |                 |       |           |  |  |
|                           |                         |           |                          |            |                                | 278 A Al corn St. 60 59          |                         |                 |       |           |  |  |
|                           |                         |           |                          |            |                                | 278 H Al corn St. 70 48          |                         |                 |       |           |  |  |
|                           |                         |           |                          |            |                                | 282 A Al abama A&M 71 50         |                         |                 |       |           |  |  |
|                           |                         |           |                          |            |                                | 282 H Al abama A&M 41 44         |                         |                 |       |           |  |  |
|                           |                         |           |                          |            |                                | 288 A Grambl ing 80 62           |                         |                 |       |           |  |  |
|                           |                         |           |                          |            |                                | 288 H Grambl ing 61 66           |                         |                 |       |           |  |  |
|                           |                         |           |                          |            |                                | 291 H Southeastern La. 61 39     |                         |                 |       |           |  |  |
|                           |                         |           |                          |            |                                | 313 A Centenary (La.) 73 61      |                         |                 |       |           |  |  |
|                           |                         |           |                          |            |                                | 316 A Ark. -Pi ne Bl uff 63 52   |                         |                 |       |           |  |  |
|                           |                         |           |                          |            |                                | 316 H Ark. -Pi ne Bl uff 60 58   |                         |                 |       |           |  |  |
|                           |                         |           |                          |            |                                | 316 N Ark. -Pi ne Bl uff 56 55   |                         |                 |       |           |  |  |
|                           |                         |           |                          |            |                                | 323 A Prai rie View 85 71        |                         |                 |       |           |  |  |
|                           |                         |           |                          |            |                                | 323 H Prai rie View 73 64        |                         |                 |       |           |  |  |
|                           |                         |           |                          |            |                                | 328 A Texas Southern 62 53       |                         |                 |       |           |  |  |
|                           |                         |           |                          |            |                                | 328 H Texas Southern 65 54       |                         |                 |       |           |  |  |
| LAST 10 Div sion I GAMES: |                         |           |                          |            |                                |                                  |                         |                 |       |           |  |  |
|                           |                         |           |                          |            | 84 A Ri ce 48 64               | 316 H Ark. -Pi ne Bl uff 60 58   |                         |                 |       |           |  |  |
|                           |                         |           |                          |            | 254 N Al abama St. 57 67       | 240 H Mi ssi ssi ppi Val . 68 69 |                         |                 |       |           |  |  |
|                           |                         |           |                          |            | 316 N Ark. -Pi ne Bl uff 56 55 | 288 A Grambl ing 80 62           |                         |                 |       |           |  |  |
|                           |                         |           |                          |            | 254 A Al abama St. 76 56       | 328 A Texas Southern 62 53       |                         |                 |       |           |  |  |
|                           |                         |           |                          |            | 282 A Al abama A&M 71 50       | 323 A Prai rie View 85 71        |                         |                 |       |           |  |  |

J  
a  
c  
k  
s  
o  
n  
s  
t  
.

Non-Di v I Games:

Jackson St.

■ Loss, 
 ■ Non-Conf, S Site, 
 ■ Home 
 ■ Away 
 N Neutral

|                           |  |  |  |                      |  |                      |  |                      |  |                      |  |                           |  |          |  |          |  |           |  |               |  |
|---------------------------|--|--|--|----------------------|--|----------------------|--|----------------------|--|----------------------|--|---------------------------|--|----------|--|----------|--|-----------|--|---------------|--|
| Average RPI Win: 291      |  |  |  | WON-LOST RECORD      |  | WINNING PCT. RANK    |  | LAST 10 GAMES        |  | STRENGTH OF SCHEDULE |  | OPP. STRENGTH OF SCHEDULE |  | TEAM RPI |  | ADJ. RPI |  | CONF. RPI |  | ADJ CONF. RPI |  |
| Average RPI Loss: 198     |  |  |  |                      |  |                      |  |                      |  |                      |  |                           |  |          |  |          |  |           |  |               |  |
| DIV. I ONLY               |  |  |  | 10- 18               |  | 236                  |  | 5- 5                 |  | 323                  |  | 313                       |  | 298      |  | 298      |  | 25        |  | 27            |  |
| DIV. I NON-CONF.          |  |  |  | 5- 6                 |  | 166                  |  | 2- 0                 |  | 331                  |  | 332                       |  | 316      |  | 316      |  | 30        |  | 30            |  |
| TOTALS                    |  |  |  | RPI 1-25             |  | RPI 26-50            |  | W-L RECORDS          |  | RPI 51-100           |  |                           |  | RPI 100+ |  |          |  |           |  |               |  |
| 10- 18                    |  |  |  | 0- 0                 |  | 0- 1                 |  | OVERALL              |  | 0- 0                 |  |                           |  | 10- 17   |  |          |  |           |  |               |  |
| 7- 6                      |  |  |  | 0- 0                 |  | 0- 0                 |  | HOME                 |  | 0- 0                 |  |                           |  | 7- 6     |  |          |  |           |  |               |  |
| 3- 10                     |  |  |  | 0- 0                 |  | 0- 1                 |  | AWAY                 |  | 0- 0                 |  |                           |  | 3- 9     |  |          |  |           |  |               |  |
| 0- 2                      |  |  |  | 0- 0                 |  | 0- 0                 |  | NEUTRAL              |  | 0- 0                 |  |                           |  | 0- 2     |  |          |  |           |  |               |  |
| 5- 6                      |  |  |  | 0- 0                 |  | 0- 1                 |  | NON-CONFERENCE       |  | 0- 0                 |  |                           |  | 5- 5     |  |          |  |           |  |               |  |
| 3- 2                      |  |  |  | 0- 0                 |  | 0- 0                 |  | HOME                 |  | 0- 0                 |  |                           |  | 3- 2     |  |          |  |           |  |               |  |
| 2- 3                      |  |  |  | 0- 0                 |  | 0- 1                 |  | AWAY                 |  | 0- 0                 |  |                           |  | 2- 2     |  |          |  |           |  |               |  |
| 0- 1                      |  |  |  | 0- 0                 |  | 0- 0                 |  | NEUTRAL              |  | 0- 0                 |  |                           |  | 0- 1     |  |          |  |           |  |               |  |
| 5- 12                     |  |  |  | 0- 0                 |  | 0- 0                 |  | CONFERENCE           |  | 0- 0                 |  |                           |  | 5- 12    |  |          |  |           |  |               |  |
| 4- 4                      |  |  |  | 0- 0                 |  | 0- 0                 |  | HOME                 |  | 0- 0                 |  |                           |  | 4- 4     |  |          |  |           |  |               |  |
| 1- 7                      |  |  |  | 0- 0                 |  | 0- 0                 |  | AWAY                 |  | 0- 0                 |  |                           |  | 1- 7     |  |          |  |           |  |               |  |
| 0- 1                      |  |  |  | 0- 0                 |  | 0- 0                 |  | NEUTRAL              |  | 0- 0                 |  |                           |  | 0- 1     |  |          |  |           |  |               |  |
| RPI 1-25                  |  |  |  | RPI 26-50            |  | RPI 51-100           |  | Team's RPI : 298     |  |                      |  |                           |  |          |  |          |  |           |  |               |  |
| RPI S Opponent Score      |  |  |  | RPI S Opponent Score |  | RPI S Opponent Score |  | RPI S Opponent Score |  |                      |  |                           |  |          |  |          |  |           |  |               |  |
| 50 A South Fla.           |  |  |  | 60 98                |  |                      |  |                      |  |                      |  |                           |  |          |  |          |  |           |  |               |  |
| 125 A Bel mont            |  |  |  | 56 72                |  |                      |  |                      |  |                      |  |                           |  |          |  |          |  |           |  |               |  |
| 125 H Bel mont            |  |  |  | 59 66                |  |                      |  |                      |  |                      |  |                           |  |          |  |          |  |           |  |               |  |
| 135 A Fla. Atlanti c      |  |  |  | 71 74                |  |                      |  |                      |  |                      |  |                           |  |          |  |          |  |           |  |               |  |
| 135 H Fla. Atlanti c      |  |  |  | 59 62                |  |                      |  |                      |  |                      |  |                           |  |          |  |          |  |           |  |               |  |
| 135 N Fla. Atlanti c      |  |  |  | 61 74                |  |                      |  |                      |  |                      |  |                           |  |          |  |          |  |           |  |               |  |
| 161 A East Tenn. St.      |  |  |  | 53 74                |  |                      |  |                      |  |                      |  |                           |  |          |  |          |  |           |  |               |  |
| 161 H East Tenn. St.      |  |  |  | 72 84                |  |                      |  |                      |  |                      |  |                           |  |          |  |          |  |           |  |               |  |
| 165 A UNC Asheville       |  |  |  | 47 65                |  |                      |  |                      |  |                      |  |                           |  |          |  |          |  |           |  |               |  |
| 188 H Central Mich.       |  |  |  | 54 66                |  |                      |  |                      |  |                      |  |                           |  |          |  |          |  |           |  |               |  |
| 218 A Gardner-Webb        |  |  |  | 52 64                |  |                      |  |                      |  |                      |  |                           |  |          |  |          |  |           |  |               |  |
| 218 H Gardner-Webb        |  |  |  | 65 53                |  |                      |  |                      |  |                      |  |                           |  |          |  |          |  |           |  |               |  |
| 252 A Mercer              |  |  |  | 64 76                |  |                      |  |                      |  |                      |  |                           |  |          |  |          |  |           |  |               |  |
| 252 H Mercer              |  |  |  | 59 66                |  |                      |  |                      |  |                      |  |                           |  |          |  |          |  |           |  |               |  |
| 259 A Campbel l           |  |  |  | 69 85                |  |                      |  |                      |  |                      |  |                           |  |          |  |          |  |           |  |               |  |
| 259 H Campbel l           |  |  |  | 63 55                |  |                      |  |                      |  |                      |  |                           |  |          |  |          |  |           |  |               |  |
| 260 A North Fla.          |  |  |  | 51 64                |  |                      |  |                      |  |                      |  |                           |  |          |  |          |  |           |  |               |  |
| 260 H North Fla.          |  |  |  | 56 51                |  |                      |  |                      |  |                      |  |                           |  |          |  |          |  |           |  |               |  |
| 273 A Stetson             |  |  |  | 75 70                |  |                      |  |                      |  |                      |  |                           |  |          |  |          |  |           |  |               |  |
| 273 H Stetson             |  |  |  | 71 59                |  |                      |  |                      |  |                      |  |                           |  |          |  |          |  |           |  |               |  |
| 306 N Norfol k St.        |  |  |  | 68 79                |  |                      |  |                      |  |                      |  |                           |  |          |  |          |  |           |  |               |  |
| 312 A Li pscomb           |  |  |  | 58 70                |  |                      |  |                      |  |                      |  |                           |  |          |  |          |  |           |  |               |  |
| 312 H Li pscomb           |  |  |  | 78 46                |  |                      |  |                      |  |                      |  |                           |  |          |  |          |  |           |  |               |  |
| 325 A Kennesaw St.        |  |  |  | 66 63                |  |                      |  |                      |  |                      |  |                           |  |          |  |          |  |           |  |               |  |
| 325 H Kennesaw St.        |  |  |  | 60 66                |  |                      |  |                      |  |                      |  |                           |  |          |  |          |  |           |  |               |  |
| 327 H Bethune-Cookman     |  |  |  | 69 40                |  |                      |  |                      |  |                      |  |                           |  |          |  |          |  |           |  |               |  |
| 332 A Savannah St.        |  |  |  | 68 48                |  |                      |  |                      |  |                      |  |                           |  |          |  |          |  |           |  |               |  |
| 332 H Savannah St.        |  |  |  | 70 55                |  |                      |  |                      |  |                      |  |                           |  |          |  |          |  |           |  |               |  |
| LAST 10 Division I GAMES: |  |  |  |                      |  |                      |  |                      |  |                      |  |                           |  |          |  |          |  |           |  |               |  |
| 135 N Fla. Atlanti c      |  |  |  | 61 74                |  |                      |  |                      |  |                      |  |                           |  |          |  |          |  |           |  |               |  |
| 273 A Stetson             |  |  |  | 75 70                |  |                      |  |                      |  |                      |  |                           |  |          |  |          |  |           |  |               |  |
| 252 A Mercer              |  |  |  | 64 76                |  |                      |  |                      |  |                      |  |                           |  |          |  |          |  |           |  |               |  |
| 125 H Bel mont            |  |  |  | 59 66                |  |                      |  |                      |  |                      |  |                           |  |          |  |          |  |           |  |               |  |
| 312 H Li pscomb           |  |  |  | 78 46                |  |                      |  |                      |  |                      |  |                           |  |          |  |          |  |           |  |               |  |
| 260 H North Fla.          |  |  |  | 56 51                |  |                      |  |                      |  |                      |  |                           |  |          |  |          |  |           |  |               |  |
| 135 H Fla. Atlanti c      |  |  |  | 59 62                |  |                      |  |                      |  |                      |  |                           |  |          |  |          |  |           |  |               |  |
| 325 A Kennesaw St.        |  |  |  | 66 63                |  |                      |  |                      |  |                      |  |                           |  |          |  |          |  |           |  |               |  |
| 161 A East Tenn. St.      |  |  |  | 53 74                |  |                      |  |                      |  |                      |  |                           |  |          |  |          |  |           |  |               |  |
| 218 H Gardner-Webb        |  |  |  | 65 53                |  |                      |  |                      |  |                      |  |                           |  |          |  |          |  |           |  |               |  |

Jacksonville

J  
a  
c  
k  
s  
o  
n  
v  
i  
l  
l  
e

### Non-Div I Games:

Jacksonville

Loss, Non-Conf, S Site, H Home A Away N Neutral

|                   |          |           |  |                 |                     |                           |  |               |                     |                      |  |                           |                   |          |  |          |  |           |  |               |  |
|-------------------|----------|-----------|--|-----------------|---------------------|---------------------------|--|---------------|---------------------|----------------------|--|---------------------------|-------------------|----------|--|----------|--|-----------|--|---------------|--|
| Average RPI Win:  |          | 267       |  | WON-LOST RECORD |                     | WINNING PCT. RANK         |  | LAST 10 GAMES |                     | STRENGTH OF SCHEDULE |  | OPP. STRENGTH OF SCHEDULE |                   | TEAM RPI |  | ADJ. RPI |  | CONF. RPI |  | ADJ CONF. RPI |  |
| Average RPI Loss: |          | 151       |  |                 |                     |                           |  |               |                     |                      |  |                           |                   |          |  |          |  |           |  |               |  |
| DIV. I ONLY       |          | 11- 17    |  | 217             |                     | 6- 4                      |  |               |                     | 285                  |  | 242                       |                   | 264      |  | 263      |  | 22        |  | 22            |  |
| DIV. I NON-CONF.  |          | 2- 5      |  | 262             |                     | 0- 0                      |  |               |                     | 300                  |  | 199                       |                   | 302      |  | 301      |  | 23        |  | 22            |  |
| TOTALS            |          | RPI 1-25  |  | RPI 26-50       |                     | W-L RECORDS               |  | RPI 51-100    |                     | RPI 100+             |  |                           |                   |          |  |          |  |           |  |               |  |
| 11- 17            |          | 0- 1      |  | 0- 0            |                     | OVERALL                   |  | 0- 5          |                     | 11- 11               |  |                           |                   |          |  |          |  |           |  |               |  |
| 6- 5              |          | 0- 0      |  | 0- 0            |                     | HOME                      |  | 0- 2          |                     | 6- 3                 |  |                           |                   |          |  |          |  |           |  |               |  |
| 5- 12             |          | 0- 1      |  | 0- 0            |                     | AWAY                      |  | 0- 3          |                     | 5- 8                 |  |                           |                   |          |  |          |  |           |  |               |  |
| 0- 0              |          | 0- 0      |  | 0- 0            |                     | NEUTRAL                   |  | 0- 0          |                     | 0- 0                 |  |                           |                   |          |  |          |  |           |  |               |  |
| 2- 5              |          | 0- 1      |  | 0- 0            |                     | NON-CONFERENCE            |  | 0- 1          |                     | 2- 3                 |  |                           |                   |          |  |          |  |           |  |               |  |
| 1- 0              |          | 0- 0      |  | 0- 0            |                     | HOME                      |  | 0- 0          |                     | 1- 0                 |  |                           |                   |          |  |          |  |           |  |               |  |
| 1- 5              |          | 0- 1      |  | 0- 0            |                     | AWAY                      |  | 0- 1          |                     | 1- 3                 |  |                           |                   |          |  |          |  |           |  |               |  |
| 0- 0              |          | 0- 0      |  | 0- 0            |                     | NEUTRAL                   |  | 0- 0          |                     | 0- 0                 |  |                           |                   |          |  |          |  |           |  |               |  |
| 9- 12             |          | 0- 0      |  | 0- 0            |                     | CONFERENCE                |  | 0- 4          |                     | 9- 8                 |  |                           |                   |          |  |          |  |           |  |               |  |
| 5- 5              |          | 0- 0      |  | 0- 0            |                     | HOME                      |  | 0- 2          |                     | 5- 3                 |  |                           |                   |          |  |          |  |           |  |               |  |
| 4- 7              |          | 0- 0      |  | 0- 0            |                     | AWAY                      |  | 0- 2          |                     | 4- 5                 |  |                           |                   |          |  |          |  |           |  |               |  |
| 0- 0              |          | 0- 0      |  | 0- 0            |                     | NEUTRAL                   |  | 0- 0          |                     | 0- 0                 |  |                           |                   |          |  |          |  |           |  |               |  |
| RPI 1-25          |          | RPI 26-50 |  | RPI 51-100      |                     | RPI 101+ Team's RPI : 263 |  |               |                     |                      |  |                           |                   |          |  |          |  |           |  |               |  |
| RPI S             | Opponent | Score     |  | RPI S           | Opponent            | Score                     |  | RPI S         | Opponent            | Score                |  | RPI S                     | Opponent          | Score    |  |          |  |           |  |               |  |
| 15                | A Utah   | 46 83     |  |                 |                     |                           |  | 78            | A Tennessee Tech    | 61 75                |  | 109                       | A Samford         | 61 78    |  |          |  |           |  |               |  |
|                   |          |           |  |                 |                     |                           |  | 78            | H Tennessee Tech    | 64 95                |  | 109                       | A Samford         | 56 58    |  |          |  |           |  |               |  |
|                   |          |           |  |                 |                     |                           |  | 85            | A Auburn            | 70 91                |  | 109                       | H Samford         | 46 82    |  |          |  |           |  |               |  |
|                   |          |           |  |                 |                     |                           |  | 88            | A Southeast Mo. St. | 72 87                |  | 142                       | A UNC Wilmington  | 40 62    |  |          |  |           |  |               |  |
|                   |          |           |  |                 |                     |                           |  | 88            | H Southeast Mo. St. | 76 83                |  | 174                       | A Austin Peay     | 59 63    |  |          |  |           |  |               |  |
|                   |          |           |  |                 |                     |                           |  |               |                     |                      |  | 174                       | H Austin Peay     | 73 52    |  |          |  |           |  |               |  |
|                   |          |           |  |                 |                     |                           |  |               |                     |                      |  | 207                       | A Morehead St.    | 71 62    |  |          |  |           |  |               |  |
|                   |          |           |  |                 |                     |                           |  |               |                     |                      |  | 207                       | H Morehead St.    | 75 82    |  |          |  |           |  |               |  |
|                   |          |           |  |                 |                     |                           |  |               |                     |                      |  | 213                       | A Murray St.      | 69 63    |  |          |  |           |  |               |  |
|                   |          |           |  |                 |                     |                           |  |               |                     |                      |  | 213                       | H Murray St.      | 77 78    |  |          |  |           |  |               |  |
|                   |          |           |  |                 |                     |                           |  |               |                     |                      |  | 217                       | A Troy            | 79 81    |  |          |  |           |  |               |  |
|                   |          |           |  |                 |                     |                           |  |               |                     |                      |  | 250                       | A Eastern Ky.     | 77 87    |  |          |  |           |  |               |  |
|                   |          |           |  |                 |                     |                           |  |               |                     |                      |  | 250                       | H Eastern Ky.     | 79 77    |  |          |  |           |  |               |  |
|                   |          |           |  |                 |                     |                           |  |               |                     |                      |  | 256                       | A Eastern Ill.    | 67 60    |  |          |  |           |  |               |  |
|                   |          |           |  |                 |                     |                           |  |               |                     |                      |  | 256                       | H Eastern Ill.    | 82 72    |  |          |  |           |  |               |  |
|                   |          |           |  |                 |                     |                           |  |               |                     |                      |  | 296                       | A Tenn. -Martin   | 66 74    |  |          |  |           |  |               |  |
|                   |          |           |  |                 |                     |                           |  |               |                     |                      |  | 296                       | H Tenn. -Martin   | 84 55    |  |          |  |           |  |               |  |
|                   |          |           |  |                 |                     |                           |  |               |                     |                      |  | 300                       | A Utah Valley St. | 84 77    |  |          |  |           |  |               |  |
|                   |          |           |  |                 |                     |                           |  |               |                     |                      |  | 301                       | A Akron           | 70 73    |  |          |  |           |  |               |  |
|                   |          |           |  |                 |                     |                           |  |               |                     |                      |  | 325                       | H Kennesaw St.    | 92 87    |  |          |  |           |  |               |  |
|                   |          |           |  |                 |                     |                           |  |               |                     |                      |  | 329                       | A Tennessee St.   | 82 47    |  |          |  |           |  |               |  |
|                   |          |           |  |                 |                     |                           |  |               |                     |                      |  | 329                       | H Tennessee St.   | 75 61    |  |          |  |           |  |               |  |
|                   |          |           |  |                 |                     | LAST 10 Division I GAMES: |  |               |                     |                      |  |                           |                   |          |  |          |  |           |  |               |  |
|                   |          |           |  | 109             | A Samford           | 56 58                     |  | 78            | A Tennessee Tech    | 61 75                |  |                           |                   |          |  |          |  |           |  |               |  |
|                   |          |           |  | 88              | A Southeast Mo. St. | 72 87                     |  | 213           | A Murray St.        | 69 63                |  |                           |                   |          |  |          |  |           |  |               |  |
|                   |          |           |  | 256             | A Eastern Ill.      | 67 60                     |  | 256           | H Eastern Ill.      | 82 72                |  |                           |                   |          |  |          |  |           |  |               |  |
|                   |          |           |  | 207             | H Morehead St.      | 75 82                     |  | 329           | A Tennessee St.     | 82 47                |  |                           |                   |          |  |          |  |           |  |               |  |
|                   |          |           |  | 250             | H Eastern Ky.       | 79 77                     |  | 296           | H Tenn. -Martin     | 84 55                |  |                           |                   |          |  |          |  |           |  |               |  |

J  
a  
c  
k  
s  
o  
n  
v  
i  
l  
l  
e  
s  
t

Jacksonville

Jacksonville St.

■ Loss, ■ Non-Conf, S Site, H Home A Away N Neutral

| Average RPI Win: 174      |  |  |  | WON-LOST RECORD            |  | WINNING PCT. RANK |  | LAST 10 GAMES        |  | STRENGTH OF SCHEDULE |  | OPP. STRENGTH OF SCHEDULE |  | TEAM RPI |  | ADJ. RPI                      |  | CONF. RPI |  | ADJ CONF. RPI |  |  |  |
|---------------------------|--|--|--|----------------------------|--|-------------------|--|----------------------|--|----------------------|--|---------------------------|--|----------|--|-------------------------------|--|-----------|--|---------------|--|--|--|
| DIV. I ONLY               |  |  |  | 24- 7                      |  | 25                |  | 7- 3                 |  | 112                  |  | 98                        |  | 52       |  | 55                            |  | 8         |  | 8             |  |  |  |
| DIV. I NON-CONF.          |  |  |  | 8- 2                       |  | 28                |  | 0- 1                 |  | 216                  |  | 174                       |  | 82       |  | 82                            |  | 8         |  | 8             |  |  |  |
| TOTALS                    |  |  |  | RPI 1-25                   |  | RPI 26-50         |  | W-L RECORDS          |  | RPI 51-100           |  | RPI 100+                  |  |          |  |                               |  |           |  |               |  |  |  |
| 24- 7                     |  |  |  | 1- 3                       |  | 0- 0              |  | OVERALL              |  | 2- 3                 |  | 21- 1                     |  |          |  |                               |  |           |  |               |  |  |  |
| 13- 0                     |  |  |  | 1- 0                       |  | 0- 0              |  | HOME                 |  | 1- 0                 |  | 11- 0                     |  |          |  |                               |  |           |  |               |  |  |  |
| 7- 6                      |  |  |  | 0- 2                       |  | 0- 0              |  | AWAY                 |  | 0- 3                 |  | 7- 1                      |  |          |  |                               |  |           |  |               |  |  |  |
| 4- 1                      |  |  |  | 0- 1                       |  | 0- 0              |  | NEUTRAL              |  | 1- 0                 |  | 3- 0                      |  |          |  |                               |  |           |  |               |  |  |  |
| 8- 2                      |  |  |  | 0- 1                       |  | 0- 0              |  | NON-CONFERENCE       |  | 0- 1                 |  | 8- 0                      |  |          |  |                               |  |           |  |               |  |  |  |
| 4- 0                      |  |  |  | 0- 0                       |  | 0- 0              |  | HOME                 |  | 0- 0                 |  | 4- 0                      |  |          |  |                               |  |           |  |               |  |  |  |
| 2- 2                      |  |  |  | 0- 1                       |  | 0- 0              |  | AWAY                 |  | 0- 1                 |  | 2- 0                      |  |          |  |                               |  |           |  |               |  |  |  |
| 2- 0                      |  |  |  | 0- 0                       |  | 0- 0              |  | NEUTRAL              |  | 0- 0                 |  | 2- 0                      |  |          |  |                               |  |           |  |               |  |  |  |
| 16- 5                     |  |  |  | 1- 2                       |  | 0- 0              |  | CONFERENCE           |  | 2- 2                 |  | 13- 1                     |  |          |  |                               |  |           |  |               |  |  |  |
| 9- 0                      |  |  |  | 1- 0                       |  | 0- 0              |  | HOME                 |  | 1- 0                 |  | 7- 0                      |  |          |  |                               |  |           |  |               |  |  |  |
| 5- 4                      |  |  |  | 0- 1                       |  | 0- 0              |  | AWAY                 |  | 0- 2                 |  | 5- 1                      |  |          |  |                               |  |           |  |               |  |  |  |
| 2- 1                      |  |  |  | 0- 1                       |  | 0- 0              |  | NEUTRAL              |  | 1- 0                 |  | 1- 0                      |  |          |  |                               |  |           |  |               |  |  |  |
| RPI S Opponent Score      |  |  |  | RPI S Opponent Score       |  |                   |  | RPI S Opponent Score |  |                      |  | Team's RPI: 55            |  |          |  | RPI 101+                      |  |           |  | Score         |  |  |  |
| 19 A Virginia Tech 71 86  |  |  |  |                            |  |                   |  | 57 A Charlotte 62 70 |  |                      |  |                           |  |          |  | 108 A Coppin St. 63 39        |  |           |  |               |  |  |  |
| 20 A Old Domini on 63 72  |  |  |  |                            |  |                   |  | 69 A Delaware 62 70  |  |                      |  |                           |  |          |  | 118 H Richmond 69 57          |  |           |  |               |  |  |  |
| 20 H Old Domini on 75 68  |  |  |  |                            |  |                   |  | 69 H Delaware 65 57  |  |                      |  |                           |  |          |  | 120 A William & Mary 70 82    |  |           |  |               |  |  |  |
| 20 N Old Domini on 54 58  |  |  |  |                            |  |                   |  | 69 N Delaware 61 59  |  |                      |  |                           |  |          |  | 120 H William & Mary 73 49    |  |           |  |               |  |  |  |
|                           |  |  |  |                            |  |                   |  | 76 A Hofstra 53 65   |  |                      |  |                           |  |          |  | 122 A Drexel 52 50            |  |           |  |               |  |  |  |
|                           |  |  |  |                            |  |                   |  |                      |  |                      |  |                           |  |          |  | 122 N Drexel 53 51            |  |           |  |               |  |  |  |
|                           |  |  |  |                            |  |                   |  |                      |  |                      |  |                           |  |          |  | 131 A George Mason 68 50      |  |           |  |               |  |  |  |
|                           |  |  |  |                            |  |                   |  |                      |  |                      |  |                           |  |          |  | 131 H George Mason 67 39      |  |           |  |               |  |  |  |
|                           |  |  |  |                            |  |                   |  |                      |  |                      |  |                           |  |          |  | 140 A East Caro. 74 51        |  |           |  |               |  |  |  |
|                           |  |  |  |                            |  |                   |  |                      |  |                      |  |                           |  |          |  | 142 H UNC Wilmingt on 55 35   |  |           |  |               |  |  |  |
|                           |  |  |  |                            |  |                   |  |                      |  |                      |  |                           |  |          |  | 163 A Va. Commonweal th 80 67 |  |           |  |               |  |  |  |
|                           |  |  |  |                            |  |                   |  |                      |  |                      |  |                           |  |          |  | 163 H Va. Commonweal th 69 54 |  |           |  |               |  |  |  |
|                           |  |  |  |                            |  |                   |  |                      |  |                      |  |                           |  |          |  | 225 A Towson 87 53            |  |           |  |               |  |  |  |
|                           |  |  |  |                            |  |                   |  |                      |  |                      |  |                           |  |          |  | 225 H Towson 75 61            |  |           |  |               |  |  |  |
|                           |  |  |  |                            |  |                   |  |                      |  |                      |  |                           |  |          |  | 235 A Northeastern 74 59      |  |           |  |               |  |  |  |
|                           |  |  |  |                            |  |                   |  |                      |  |                      |  |                           |  |          |  | 235 H Northeastern 68 56      |  |           |  |               |  |  |  |
|                           |  |  |  |                            |  |                   |  |                      |  |                      |  |                           |  |          |  | 243 H Georgia St. 79 54       |  |           |  |               |  |  |  |
|                           |  |  |  |                            |  |                   |  |                      |  |                      |  |                           |  |          |  | 255 N Cal Poly 74 63          |  |           |  |               |  |  |  |
|                           |  |  |  |                            |  |                   |  |                      |  |                      |  |                           |  |          |  | 258 H Longwood 76 60          |  |           |  |               |  |  |  |
|                           |  |  |  |                            |  |                   |  |                      |  |                      |  |                           |  |          |  | 287 H Charleston So. 86 31    |  |           |  |               |  |  |  |
|                           |  |  |  |                            |  |                   |  |                      |  |                      |  |                           |  |          |  | 297 H Hampton 68 50           |  |           |  |               |  |  |  |
|                           |  |  |  |                            |  |                   |  |                      |  |                      |  |                           |  |          |  | 303 N Lafayette 70 50         |  |           |  |               |  |  |  |
| LAST 10 Division I GAMES: |  |  |  |                            |  |                   |  |                      |  |                      |  |                           |  |          |  |                               |  |           |  |               |  |  |  |
| 57 A Charlotte 62 70      |  |  |  | 243 H Georgia St. 79 54    |  |                   |  |                      |  |                      |  |                           |  |          |  |                               |  |           |  |               |  |  |  |
| 20 N Old Domini on 54 58  |  |  |  | 235 A Northeastern 74 59   |  |                   |  |                      |  |                      |  |                           |  |          |  |                               |  |           |  |               |  |  |  |
| 69 N Delaware 61 59       |  |  |  | 120 A William & Mary 70 82 |  |                   |  |                      |  |                      |  |                           |  |          |  |                               |  |           |  |               |  |  |  |
| 122 N Drexel 53 51        |  |  |  | 131 H George Mason 67 39   |  |                   |  |                      |  |                      |  |                           |  |          |  |                               |  |           |  |               |  |  |  |
| 20 H Old Domini on 75 68  |  |  |  | 225 A Towson 87 53         |  |                   |  |                      |  |                      |  |                           |  |          |  |                               |  |           |  |               |  |  |  |

Non-Div I Games:

James Madison

|                           |                  |           |           |              |                |                |                   |          |               |                    |        |       |           |   |
|---------------------------|------------------|-----------|-----------|--------------|----------------|----------------|-------------------|----------|---------------|--------------------|--------|-------|-----------|---|
| Average RPI Win:          |                  | 161       | WON-LOST  |              | WINNING        | LAST 10        | STRENGTH OF       |          | OPP. STRENGTH | TEAM               | ADJ.   | CONF. | ADJ CONF. |   |
| Average RPI Loss:         |                  | 69        | RECORD    |              | PCT. RANK      | GAMES          | SCHEDULE          |          | OF SCHEDULE   | RPI                | RPI    | RPI   | RPI       |   |
| DIV. I ONLY               |                  | 17- 13    | 124       |              | 3- 7           |                | 120               |          | 63            |                    | 99     | 99    | 3         | 3 |
| DIV. I NON-CONF.          |                  | 12- 1     | 7         |              | 1- 1           |                | 275               |          | 157           |                    | 69     | 70    | 4         | 4 |
| TOTALS                    |                  | RPI 1-25  | RPI 26-50 |              | W-L RECORDS    |                | RPI 51-100        |          | RPI 100+      |                    |        |       |           |   |
| 17- 13                    |                  | 0- 2      | 0- 4      |              | OVERALL        |                | 5- 5              |          | 12- 2         |                    |        |       |           |   |
| 16- 5                     |                  | 0- 0      | 0- 2      |              | HOME           |                | 4- 2              |          | 12- 1         |                    |        |       |           |   |
| 1- 7                      |                  | 0- 2      | 0- 1      |              | AWAY           |                | 1- 3              |          | 0- 1          |                    |        |       |           |   |
| 0- 1                      |                  | 0- 0      | 0- 1      |              | NEUTRAL        |                | 0- 0              |          | 0- 0          |                    |        |       |           |   |
| 12- 1                     |                  | 0- 0      | 0- 0      |              | NON-CONFERENCE |                | 1- 1              |          | 11- 0         |                    |        |       |           |   |
| 12- 1                     |                  | 0- 0      | 0- 0      |              | HOME           |                | 1- 1              |          | 11- 0         |                    |        |       |           |   |
| 0- 0                      |                  | 0- 0      | 0- 0      |              | AWAY           |                | 0- 0              |          | 0- 0          |                    |        |       |           |   |
| 0- 0                      |                  | 0- 0      | 0- 0      |              | NEUTRAL        |                | 0- 0              |          | 0- 0          |                    |        |       |           |   |
| 5- 12                     |                  | 0- 2      | 0- 4      |              | CONFERENCE     |                | 4- 4              |          | 1- 2          |                    |        |       |           |   |
| 4- 4                      |                  | 0- 0      | 0- 2      |              | HOME           |                | 3- 1              |          | 1- 1          |                    |        |       |           |   |
| 1- 7                      |                  | 0- 2      | 0- 1      |              | AWAY           |                | 1- 3              |          | 0- 1          |                    |        |       |           |   |
| 0- 1                      |                  | 0- 0      | 0- 1      |              | NEUTRAL        |                | 0- 0              |          | 0- 0          |                    |        |       |           |   |
| RPI 1-25                  |                  | RPI 26-50 |           | RPI 51-100   |                | Team's RPI: 99 |                   | RPI 101+ |               |                    |        |       |           |   |
| RPI S                     | Opponent         | Score     | RPI S     | Opponent     | Score          | RPI S          | Opponent          | Score    | RPI S         | Opponent           | Score  |       |           |   |
| 7                         | A Okl ahoma      | 57 86     | 30        | A Kansas St. | 63 69          | 52             | H Texas           | 70 61    | 107           | H UNI              | 59 49  |       |           |   |
| 10                        | A Bayl or        | 40 90     | 30        | H Kansas St. | 44 62          | 64             | A Texas Tech      | 50 62    | 112           | H Bi nghamton      | 77 53  |       |           |   |
|                           |                  |           | 30        | H Kansas St. | 52 72          | 65             | A Mi ssouri       | 57 64    | 130           | H Wi sconsi n      | 90 87  |       |           |   |
|                           |                  |           | 38        | H Texas A&M  | 64 78          | 65             | H Mi ssouri       | 81 71    | 170           | H Pepperdi ne      | 73 60  |       |           |   |
|                           |                  |           |           |              |                | 70             | A Iowa St.        | 57 56    | 195           | H Detroi t         | 70 68  |       |           |   |
|                           |                  |           |           |              |                | 70             | H Iowa St.        | 65 64    | 198           | A Col orado        | 65 74  |       |           |   |
|                           |                  |           |           |              |                | 73             | A Nebraska        | 61 73    | 198           | H Col orado        | 71 77  |       |           |   |
|                           |                  |           |           |              |                | 73             | H Nebraska        | 57 65    | 206           | H La Salle         | 75 72  |       |           |   |
|                           |                  |           |           |              |                | 75             | H Flori da Int' l | 73 65    | 222           | H Okl ahoma St.    | 66 46  |       |           |   |
|                           |                  |           |           |              |                | 82             | H Mi ssi ssi ppi  | 76 78    | 227           | H UMKC             | 73 51  |       |           |   |
|                           |                  |           |           |              |                |                |                   |          | 235           | H Northeastern     | 70 65  |       |           |   |
|                           |                  |           |           |              |                |                |                   |          | 239           | H Crei ghton       | 63 52  |       |           |   |
|                           |                  |           |           |              |                |                |                   |          | 248           | H Bi rmi ngham-So. | 72 50  |       |           |   |
|                           |                  |           |           |              |                |                |                   |          | 310           | H New Orle ans     | 100 50 |       |           |   |
| LAST 10 Div sion I GAMES: |                  |           |           |              |                |                |                   |          |               |                    |        |       |           |   |
| 82                        | H Mi ssi ssi ppi | 76 78     | 64        | A Texas Tech | 50 62          |                |                   |          |               |                    |        |       |           |   |
| 107                       | H UNI            | 59 49     | 70        | A Iowa St.   | 57 56          |                |                   |          |               |                    |        |       |           |   |
| 30                        | N Kansas St.     | 52 72     | 73        | H Nebraska   | 57 65          |                |                   |          |               |                    |        |       |           |   |
| 30                        | H Kansas St.     | 44 62     | 65        | A Mi ssouri  | 57 64          |                |                   |          |               |                    |        |       |           |   |
| 65                        | H Mi ssouri      | 81 71     | 7         | A Okl ahoma  | 57 86          |                |                   |          |               |                    |        |       |           |   |

Non-Di v I Games:

Kansas

|                           |   |                 |       |                   |   |                |       |                      |   |                           |       |          |   |                    |        |           |  |               |  |
|---------------------------|---|-----------------|-------|-------------------|---|----------------|-------|----------------------|---|---------------------------|-------|----------|---|--------------------|--------|-----------|--|---------------|--|
| Average RPI Win: 135      |   | WON-LOST RECORD |       | WINNING PCT. RANK |   | LAST 10 GAMES  |       | STRENGTH OF SCHEDULE |   | OPP. STRENGTH OF SCHEDULE |       | TEAM RPI |   | ADJ. RPI           |        | CONF. RPI |  | ADJ CONF. RPI |  |
| Average RPI Loss: 46      |   |                 |       |                   |   |                |       |                      |   |                           |       |          |   |                    |        |           |  |               |  |
| DIV. I ONLY               |   | 24- 10          |       | 49                |   | 7- 3           |       | 37                   |   | 81                        |       | 29       |   | 30                 |        | 3         |  | 3             |  |
| DIV. I NON-CONF.          |   | 14- 1           |       | 5                 |   | 4- 0           |       | 60                   |   | 171                       |       | 14       |   | 15                 |        | 4         |  | 4             |  |
| TOTALS                    |   | RPI 1-25        |       | RPI 26-50         |   | W-L RECORDS    |       | RPI 51-100           |   |                           |       | RPI 100+ |   |                    |        |           |  |               |  |
| 24- 10                    |   | 1- 3            |       | 2- 1              |   | OVERALL        |       | 9- 6                 |   |                           |       | 12- 0    |   |                    |        |           |  |               |  |
| 14- 5                     |   | 1- 2            |       | 2- 0              |   | HOME           |       | 5- 3                 |   |                           |       | 6- 0     |   |                    |        |           |  |               |  |
| 8- 4                      |   | 0- 0            |       | 0- 1              |   | AWAY           |       | 3- 3                 |   |                           |       | 5- 0     |   |                    |        |           |  |               |  |
| 2- 1                      |   | 0- 1            |       | 0- 0              |   | NEUTRAL        |       | 1- 0                 |   |                           |       | 1- 0     |   |                    |        |           |  |               |  |
| 14- 1                     |   | 1- 0            |       | 2- 0              |   | NON-CONFERENCE |       | 2- 1                 |   |                           |       | 9- 0     |   |                    |        |           |  |               |  |
| 9- 1                      |   | 1- 0            |       | 2- 0              |   | HOME           |       | 1- 1                 |   |                           |       | 5- 0     |   |                    |        |           |  |               |  |
| 4- 0                      |   | 0- 0            |       | 0- 0              |   | AWAY           |       | 1- 0                 |   |                           |       | 3- 0     |   |                    |        |           |  |               |  |
| 1- 0                      |   | 0- 0            |       | 0- 0              |   | NEUTRAL        |       | 0- 0                 |   |                           |       | 1- 0     |   |                    |        |           |  |               |  |
| 10- 9                     |   | 0- 3            |       | 0- 1              |   | CONFERENCE     |       | 7- 5                 |   |                           |       | 3- 0     |   |                    |        |           |  |               |  |
| 5- 4                      |   | 0- 2            |       | 0- 0              |   | HOME           |       | 4- 2                 |   |                           |       | 1- 0     |   |                    |        |           |  |               |  |
| 4- 4                      |   | 0- 0            |       | 0- 1              |   | AWAY           |       | 2- 3                 |   |                           |       | 2- 0     |   |                    |        |           |  |               |  |
| 1- 1                      |   | 0- 1            |       | 0- 0              |   | NEUTRAL        |       | 1- 0                 |   |                           |       | 0- 0     |   |                    |        |           |  |               |  |
| RPI 1-25                  |   |                 |       | RPI 26-50         |   | Team's RPI: 30 |       | RPI 51-100           |   |                           |       | RPI 101+ |   |                    |        |           |  |               |  |
| RPI                       | S | Opponent        | Score | RPI               | S | Opponent       | Score | RPI                  | S | Opponent                  | Score | RPI      | S | Opponent           | Score  |           |  |               |  |
| 7                         | H | Oklahoma        | 64 78 | 38                | A | Texas A&M      | 39 66 | 52                   | A | Texas                     | 70 71 | 124      | H | Delaware St.       | 78 30  |           |  |               |  |
| 10                        | H | Baylor          | 70 79 | 42                | H | Louisiana Tech | 77 66 | 63                   | A | Wyoming                   | 65 55 | 142      | N | UNC Wilmington     | 75 49  |           |  |               |  |
| 10                        | N | Baylor          | 74 79 | 48                | H | Marquette      | 77 65 | 64                   | H | Texas Tech                | 53 51 | 153      | A | Santa Clara        | 100 71 |           |  |               |  |
| 18                        | H | Western Ky.     | 57 56 |                   |   |                |       | 65                   | A | Missouri                  | 42 68 | 177      | H | Idaho St.          | 88 68  |           |  |               |  |
|                           |   |                 |       |                   |   |                |       | 65                   | H | Missouri                  | 65 66 | 195      | H | Detroit            | 91 55  |           |  |               |  |
|                           |   |                 |       |                   |   |                |       | 67                   | H | St. Joseph's              | 68 78 | 198      | A | Colorado           | 67 62  |           |  |               |  |
|                           |   |                 |       |                   |   |                |       | 70                   | A | Iowa St.                  | 73 64 | 198      | H | Colorado           | 85 66  |           |  |               |  |
|                           |   |                 |       |                   |   |                |       | 70                   | H | Iowa St.                  | 66 71 | 215      | A | St. Peter's        | 72 64  |           |  |               |  |
|                           |   |                 |       |                   |   |                |       | 73                   | A | Nebraska                  | 62 64 | 222      | A | Oklahoma St.       | 67 57  |           |  |               |  |
|                           |   |                 |       |                   |   |                |       | 73                   | H | Nebraska                  | 71 64 | 227      | H | UMKC               | 75 42  |           |  |               |  |
|                           |   |                 |       |                   |   |                |       | 73                   | H | Nebraska                  | 77 63 | 239      | A | Creighton          | 69 59  |           |  |               |  |
|                           |   |                 |       |                   |   |                |       | 80                   | H | Fresno St.                | 64 61 | 320      | H | Tex. -Pan American | 82 56  |           |  |               |  |
|                           |   |                 |       |                   |   |                |       | 99                   | A | Kansas                    | 62 44 |          |   |                    |        |           |  |               |  |
|                           |   |                 |       |                   |   |                |       | 99                   | H | Kansas                    | 69 63 |          |   |                    |        |           |  |               |  |
|                           |   |                 |       |                   |   |                |       | 99                   | N | Kansas                    | 72 52 |          |   |                    |        |           |  |               |  |
| LAST 10 Division I GAMES: |   |                 |       |                   |   |                |       |                      |   |                           |       |          |   |                    |        |           |  |               |  |
| 48                        | H | Marquette       | 77 65 | 10                | N | Baylor         | 74 79 | 99                   | N | Kansas                    | 72 52 | 99       | A | Kansas             | 62 44  |           |  |               |  |
| 18                        | H | Western Ky.     | 57 56 | 73                | H | Nebraska       | 77 63 | 10                   | H | Baylor                    | 70 79 | 7        | H | Oklahoma           | 64 78  |           |  |               |  |
| 73                        | H | Nebraska        | 77 63 | 80                | H | Fresno St.     | 64 61 |                      |   |                           |       |          |   |                    |        |           |  |               |  |
| 177                       | H | Idaho St.       | 88 68 |                   |   |                |       |                      |   |                           |       |          |   |                    |        |           |  |               |  |

K  
a  
n  
s  
a  
s  
s  
t  
.K  
a  
n  
s  
a  
s  
s  
t  
.

Non-Di v I Games:

Kansas St.

Loss, 
 Non-Conf, S Site, 
 H Home
A Away 
 N Neutral



|                   |          |          |        |                           |                |                |       |             |                 |               |             |          |                    |                  |     |       |     |           |     |
|-------------------|----------|----------|--------|---------------------------|----------------|----------------|-------|-------------|-----------------|---------------|-------------|----------|--------------------|------------------|-----|-------|-----|-----------|-----|
| Kennesaw St.      |          |          |        |                           |                |                |       |             |                 |               |             |          |                    |                  |     |       |     |           |     |
| Average RPI Win:  | 294      | WON-LOST | RECORD | WINNING                   | PCT. RANK      | LAST 10        | GAMES | STRENGTH OF | SCHEDULE        | OPP. STRENGTH | OF SCHEDULE | TEAM     | RPI                | ADJ.             | RPI | CONF. | RPI | ADJ CONF. | RPI |
| Average RPI Loss: | 210      |          |        |                           |                |                |       |             |                 |               |             |          |                    |                  |     |       |     |           |     |
| DIV. I ONLY       |          | 4- 22    |        | 314                       |                | 2- 7           |       | 295         |                 | 306           |             | 324      |                    | 325              |     | 31    |     | 31        |     |
| DIV. I NON-CONF.  |          | 4- 19    |        | 293                       |                | 2- 6           |       | 273         |                 | 328           |             | 318      |                    | 319              |     | 28    |     | 29        |     |
| TOTALS            |          | RPI 1-25 |        | RPI 26-50                 |                | W-L RECORDS    |       | RPI 51-100  |                 |               |             | RPI 100+ |                    |                  |     |       |     |           |     |
| 4- 22             | 0- 0     |          |        | 0- 0                      |                | OVERALL        |       | 0- 1        |                 |               |             | 4- 21    |                    |                  |     |       |     |           |     |
| 2- 8              | 0- 0     |          |        | 0- 0                      |                | HOME           |       | 0- 0        |                 |               |             | 2- 8     |                    |                  |     |       |     |           |     |
| 2- 14             | 0- 0     |          |        | 0- 0                      |                | AWAY           |       | 0- 1        |                 |               |             | 2- 13    |                    |                  |     |       |     |           |     |
| 0- 0              | 0- 0     |          |        | 0- 0                      |                | NEUTRAL        |       | 0- 0        |                 |               |             | 0- 0     |                    |                  |     |       |     |           |     |
| 4- 19             | 0- 0     |          |        | 0- 0                      |                | NON-CONFERENCE |       | 0- 1        |                 |               |             | 4- 18    |                    |                  |     |       |     |           |     |
| 2- 7              | 0- 0     |          |        | 0- 0                      |                | HOME           |       | 0- 0        |                 |               |             | 2- 7     |                    |                  |     |       |     |           |     |
| 2- 12             | 0- 0     |          |        | 0- 0                      |                | AWAY           |       | 0- 1        |                 |               |             | 2- 11    |                    |                  |     |       |     |           |     |
| 0- 0              | 0- 0     |          |        | 0- 0                      |                | NEUTRAL        |       | 0- 0        |                 |               |             | 0- 0     |                    |                  |     |       |     |           |     |
| 0- 3              | 0- 0     |          |        | 0- 0                      |                | CONFERENCE     |       | 0- 0        |                 |               |             | 0- 3     |                    |                  |     |       |     |           |     |
| 0- 1              | 0- 0     |          |        | 0- 0                      |                | HOME           |       | 0- 0        |                 |               |             | 0- 1     |                    |                  |     |       |     |           |     |
| 0- 2              | 0- 0     |          |        | 0- 0                      |                | AWAY           |       | 0- 0        |                 |               |             | 0- 2     |                    |                  |     |       |     |           |     |
| 0- 0              | 0- 0     |          |        | 0- 0                      |                | NEUTRAL        |       | 0- 0        |                 |               |             | 0- 0     |                    |                  |     |       |     |           |     |
| RPI 1-25          |          | Score    |        | RPI 26-50                 |                | Score          |       | RPI 51-100  |                 | Score         |             | RPI 101+ |                    | Team's RPI : 325 |     | Score |     |           |     |
| RPI S             | Opponent |          |        | RPI S                     | Opponent       |                |       | RPI S       | Opponent        |               |             | RPI S    | Opponent           |                  |     |       |     |           |     |
|                   |          |          |        |                           |                |                |       | 92          | A West Virginia | 60            | 100         | 123      | A South Dakota St. | 44               | 92  |       |     |           |     |
|                   |          |          |        |                           |                |                |       |             |                 |               |             | 125      | A Belmont          | 58               | 73  |       |     |           |     |
|                   |          |          |        |                           |                |                |       |             |                 |               |             | 125      | H Belmont          | 52               | 61  |       |     |           |     |
|                   |          |          |        |                           |                |                |       |             |                 |               |             | 135      | A Fla. Atlantic    | 62               | 83  |       |     |           |     |
|                   |          |          |        |                           |                |                |       |             |                 |               |             | 135      | H Fla. Atlantic    | 58               | 71  |       |     |           |     |
|                   |          |          |        |                           |                |                |       |             |                 |               |             | 161      | A East Tenn. St.   | 66               | 74  |       |     |           |     |
|                   |          |          |        |                           |                |                |       |             |                 |               |             | 161      | H East Tenn. St.   | 55               | 69  |       |     |           |     |
|                   |          |          |        |                           |                |                |       |             |                 |               |             | 218      | A Gardner-Webb     | 88               | 91  |       |     |           |     |
|                   |          |          |        |                           |                |                |       |             |                 |               |             | 218      | H Gardner-Webb     | 43               | 69  |       |     |           |     |
|                   |          |          |        |                           |                |                |       |             |                 |               |             | 221      | A Maine            | 56               | 88  |       |     |           |     |
|                   |          |          |        |                           |                |                |       |             |                 |               |             | 225      | A Towson           | 52               | 67  |       |     |           |     |
|                   |          |          |        |                           |                |                |       |             |                 |               |             | 252      | A Mercer           | 55               | 69  |       |     |           |     |
|                   |          |          |        |                           |                |                |       |             |                 |               |             | 252      | H Mercer           | 75               | 65  |       |     |           |     |
|                   |          |          |        |                           |                |                |       |             |                 |               |             | 259      | A Campbell         | 52               | 66  |       |     |           |     |
|                   |          |          |        |                           |                |                |       |             |                 |               |             | 259      | H Campbell         | 72               | 84  |       |     |           |     |
|                   |          |          |        |                           |                |                |       |             |                 |               |             | 260      | A North Fla.       | 45               | 56  |       |     |           |     |
|                   |          |          |        |                           |                |                |       |             |                 |               |             | 260      | H North Fla.       | 73               | 75  |       |     |           |     |
|                   |          |          |        |                           |                |                |       |             |                 |               |             | 263      | A Jacksonville St. | 87               | 92  |       |     |           |     |
|                   |          |          |        |                           |                |                |       |             |                 |               |             | 273      | A Stetson          | 64               | 72  |       |     |           |     |
|                   |          |          |        |                           |                |                |       |             |                 |               |             | 273      | H Stetson          | 55               | 58  |       |     |           |     |
|                   |          |          |        |                           |                |                |       |             |                 |               |             | 281      | A Furman           | 95               | 98  |       |     |           |     |
|                   |          |          |        |                           |                |                |       |             |                 |               |             | 298      | A Jacksonville     | 66               | 60  |       |     |           |     |
|                   |          |          |        |                           |                |                |       |             |                 |               |             | 298      | H Jacksonville     | 63               | 66  |       |     |           |     |
|                   |          |          |        |                           |                |                |       |             |                 |               |             | 312      | A Lipscomb         | 87               | 79  |       |     |           |     |
|                   |          |          |        |                           |                |                |       |             |                 |               |             | 312      | H Lipscomb         | 69               | 68  |       |     |           |     |
|                   |          |          |        | LAST 10 Division I GAMES: |                |                |       |             |                 |               |             |          |                    |                  |     |       |     |           |     |
|                   |          |          |        | 259                       | A Campbell     | 52             | 66    | 125         | A Belmont       | 58            | 73          |          |                    |                  |     |       |     |           |     |
|                   |          |          |        | 218                       | A Gardner-Webb | 88             | 91    | 298         | H Jacksonville  | 63            | 66          |          |                    |                  |     |       |     |           |     |
|                   |          |          |        | 252                       | H Mercer       | 75             | 65    | 260         | H North Fla.    | 73            | 75          |          |                    |                  |     |       |     |           |     |
|                   |          |          |        | 273                       | H Stetson      | 55             | 58    | 135         | A Fla. Atlantic | 62            | 83          |          |                    |                  |     |       |     |           |     |
|                   |          |          |        | 312                       | A Lipscomb     | 87             | 79    | 273         | A Stetson       | 64            | 72          |          |                    |                  |     |       |     |           |     |

Non-Div I Games: Agnes Scott 65 33

Kennesaw St.

Loss, Non-Conf, S Site, H Home A Away N Neutral

|                             |                 |                  |                   |                 |                      |                           |                  |          |           |                        |       |
|-----------------------------|-----------------|------------------|-------------------|-----------------|----------------------|---------------------------|------------------|----------|-----------|------------------------|-------|
| Through Games of 2000 Final |                 |                  |                   |                 |                      |                           |                  |          |           |                        |       |
| Average RPI Win: 226        |                 | WON-LOST RECORD  | WINNING PCT. RANK | LAST 10 GAMES   | STRENGTH OF SCHEDULE | OPP. STRENGTH OF SCHEDULE | TEAM RPI         | ADJ. RPI | CONF. RPI | ADJ CONF. RPI          |       |
| Average RPI Loss: 96        |                 |                  |                   |                 |                      |                           |                  |          |           |                        |       |
| DIV. I ONLY                 |                 | 21- 9            | 51                | 8- 2            | 171                  | 230                       | 90               | 93       | 16        | 16                     |       |
| DIV. I NON-CONF.            |                 | 7- 4             | 94                | 0- 0            | 263                  | 269                       | 157              | 157      | 16        | 16                     |       |
| <hr/>                       |                 |                  |                   |                 |                      |                           |                  |          |           |                        |       |
| TOTALS                      |                 | RPI 1-25         |                   | RPI 26-50       | W-L RECORDS          |                           | RPI 51-100       |          | RPI 100+  |                        |       |
| 21- 9                       |                 | 0- 0             |                   | 0- 3            | OVERALL              |                           | 2- 1             |          | 19- 5     |                        |       |
| 11- 1                       |                 | 0- 0             |                   | 0- 1            | HOME                 |                           | 1- 0             |          | 10- 0     |                        |       |
| 6- 6                        |                 | 0- 0             |                   | 0- 1            | AWAY                 |                           | 0- 1             |          | 6- 4      |                        |       |
| 4- 2                        |                 | 0- 0             |                   | 0- 1            | NEUTRAL              |                           | 1- 0             |          | 3- 1      |                        |       |
| 7- 4                        |                 | 0- 0             |                   | 0- 0            | NON-CONFERENCE       |                           | 1- 0             |          | 6- 4      |                        |       |
| 4- 0                        |                 | 0- 0             |                   | 0- 0            | HOME                 |                           | 1- 0             |          | 3- 0      |                        |       |
| 1- 3                        |                 | 0- 0             |                   | 0- 0            | AWAY                 |                           | 0- 0             |          | 1- 3      |                        |       |
| 2- 1                        |                 | 0- 0             |                   | 0- 0            | NEUTRAL              |                           | 0- 0             |          | 2- 1      |                        |       |
| 14- 5                       |                 | 0- 0             |                   | 0- 3            | CONFERENCE           |                           | 1- 1             |          | 13- 1     |                        |       |
| 7- 1                        |                 | 0- 0             |                   | 0- 1            | HOME                 |                           | 0- 0             |          | 7- 0      |                        |       |
| 5- 3                        |                 | 0- 0             |                   | 0- 1            | AWAY                 |                           | 0- 1             |          | 5- 1      |                        |       |
| 2- 1                        |                 | 0- 0             |                   | 0- 1            | NEUTRAL              |                           | 1- 0             |          | 1- 0      |                        |       |
| <hr/>                       |                 |                  |                   |                 |                      |                           |                  |          |           |                        |       |
| RPI 1-25                    |                 | RPI 26-50        |                   | RPI 51-100      |                      | Team's RPI: 93            |                  | RPI 101+ |           |                        |       |
| RPI S                       | Opponent        | Score            | RPI S             | Opponent        | Score                | RPI S                     | Opponent         | Score    | RPI S     | Opponent               | Score |
| 41                          | A Bowling Green | 50 62            | 41                | A Bowling Green | 58 61                | 72                        | A Eastern Mi ch. | 55 65    | 101       | A Hawai i              | 55 61 |
| 41                          | H Bowling Green |                  | 41                | H Bowling Green |                      | 72                        | N Eastern Mi ch. | 70 56    | 101       | A Hawai i              | 56 67 |
| 41                          | N Bowling Green | 39 64            |                   |                 |                      | 85                        | H Auburn         | 68 64    | 121       | H Ball St.             | 68 55 |
|                             |                 |                  |                   |                 |                      |                           |                  |          | 121       | N Ball St.             | 69 52 |
|                             |                 |                  |                   |                 |                      |                           |                  |          | 147       | A Western Mich.        | 63 69 |
|                             |                 |                  |                   |                 |                      |                           |                  |          | 157       | A Tex. A&M-Corp. Chris | 48 68 |
|                             |                 |                  |                   |                 |                      |                           |                  |          | 159       | N Valparaiso           | 62 66 |
|                             |                 |                  |                   |                 |                      |                           |                  |          | 164       | A Northern Ill.        | 68 58 |
|                             |                 |                  |                   |                 |                      |                           |                  |          | 172       | H Radford              | 87 76 |
|                             |                 |                  |                   |                 |                      |                           |                  |          | 188       | H Central Mich.        | 57 51 |
|                             |                 |                  |                   |                 |                      |                           |                  |          | 201       | H Toledo               | 85 57 |
|                             |                 |                  |                   |                 |                      |                           |                  |          | 231       | N El on                | 57 54 |
|                             |                 |                  |                   |                 |                      |                           |                  |          | 246       | A Buffal o             | 73 59 |
|                             |                 |                  |                   |                 |                      |                           |                  |          | 246       | H Buffal o             | 73 56 |
|                             |                 |                  |                   |                 |                      |                           |                  |          | 266       | A Ohi o                | 83 73 |
|                             |                 |                  |                   |                 |                      |                           |                  |          | 266       | H Ohi o                | 73 66 |
|                             |                 |                  |                   |                 |                      |                           |                  |          | 278       | N Alcorn St.           | 82 59 |
|                             |                 |                  |                   |                 |                      |                           |                  |          | 285       | A St. Bonaventure      | 81 59 |
|                             |                 |                  |                   |                 |                      |                           |                  |          | 293       | A Mi ami (Ohi o)       | 83 78 |
|                             |                 |                  |                   |                 |                      |                           |                  |          | 293       | H Mi ami (Ohi o)       | 63 48 |
|                             |                 |                  |                   |                 |                      |                           |                  |          | 301       | A Akron                | 52 33 |
|                             |                 |                  |                   |                 |                      |                           |                  |          | 301       | H Akron                | 62 38 |
|                             |                 |                  |                   |                 |                      |                           |                  |          | 311       | H Montana St.          | 77 61 |
|                             |                 |                  |                   |                 |                      |                           |                  |          | 312       | H Lipscomb             | 69 34 |
| <hr/>                       |                 |                  |                   |                 |                      |                           |                  |          |           |                        |       |
| LAST 10 Division I GAMES:   |                 |                  |                   |                 |                      |                           |                  |          |           |                        |       |
| 41                          |                 | N Bowling Green  | 39 64             | 41              |                      | A Bowling Green           | 50 62            |          |           |                        |       |
| 72                          |                 | N Eastern Mi ch. | 70 56             | 301             |                      | A Akron                   | 52 33            |          |           |                        |       |
| 121                         |                 | N Ball St.       | 69 52             | 266             |                      | H Ohi o                   | 73 66            |          |           |                        |       |
| 246                         |                 | A Buffal o       | 73 59             | 164             |                      | A Northern Ill.           | 68 58            |          |           |                        |       |
| 293                         |                 | H Mi ami (Ohi o) | 63 48             | 121             |                      | H Ball St.                | 68 55            |          |           |                        |       |

### Non-Div I Games:

Kent St.

Loss, Non-Conf, S Site, H Home A Away N Neutral

| Kentucky         |   | Average RPI Win: 120 |       | WON-LOST RECORD           |   | WINNING PCT. RANK |       | LAST 10 GAMES |   | STRENGTH OF SCHEDULE |       | OPP. STRENGTH OF SCHEDULE |   | TEAM RPI        |        | ADJ. RPI |  | CONF. RPI |  | ADJ CONF. RPI |  |
|------------------|---|----------------------|-------|---------------------------|---|-------------------|-------|---------------|---|----------------------|-------|---------------------------|---|-----------------|--------|----------|--|-----------|--|---------------|--|
| DIV. I ONLY      |   | 22- 9                |       | 46                        |   | 7- 3              |       | 27            |   | 48                   |       | 24                        |   | 24              |        | 2        |  | 2         |  |               |  |
| DIV. I NON-CONF. |   | 12- 3                |       | 28                        |   | 1- 1              |       | 84            |   | 100                  |       | 35                        |   | 36              |        | 2        |  | 2         |  |               |  |
| TOTALS           |   | RPI 1-25             |       | RPI 26-50                 |   | W-L RECORDS       |       | RPI 51-100    |   | RPI 100+             |       |                           |   |                 |        |          |  |           |  |               |  |
| 22- 9            |   | 1- 4                 |       | 5- 2                      |   | OVERALL           |       | 7- 2          |   | 9- 1                 |       |                           |   |                 |        |          |  |           |  |               |  |
| 11- 4            |   | 1- 1                 |       | 1- 1                      |   | HOME              |       | 3- 2          |   | 6- 0                 |       |                           |   |                 |        |          |  |           |  |               |  |
| 6- 3             |   | 0- 1                 |       | 1- 1                      |   | AWAY              |       | 2- 0          |   | 3- 1                 |       |                           |   |                 |        |          |  |           |  |               |  |
| 5- 2             |   | 0- 2                 |       | 3- 0                      |   | NEUTRAL           |       | 2- 0          |   | 0- 0                 |       |                           |   |                 |        |          |  |           |  |               |  |
| 12- 3            |   | 0- 1                 |       | 3- 0                      |   | NON-CONFERENCE    |       | 3- 1          |   | 6- 1                 |       |                           |   |                 |        |          |  |           |  |               |  |
| 7- 1             |   | 0- 0                 |       | 1- 0                      |   | HOME              |       | 1- 1          |   | 5- 0                 |       |                           |   |                 |        |          |  |           |  |               |  |
| 1- 1             |   | 0- 0                 |       | 0- 0                      |   | AWAY              |       | 0- 0          |   | 1- 1                 |       |                           |   |                 |        |          |  |           |  |               |  |
| 4- 1             |   | 0- 1                 |       | 2- 0                      |   | NEUTRAL           |       | 2- 0          |   | 0- 0                 |       |                           |   |                 |        |          |  |           |  |               |  |
| 10- 6            |   | 1- 3                 |       | 2- 2                      |   | CONFERENCE        |       | 4- 1          |   | 3- 0                 |       |                           |   |                 |        |          |  |           |  |               |  |
| 4- 3             |   | 1- 1                 |       | 0- 1                      |   | HOME              |       | 2- 1          |   | 1- 0                 |       |                           |   |                 |        |          |  |           |  |               |  |
| 5- 2             |   | 0- 1                 |       | 1- 1                      |   | AWAY              |       | 2- 0          |   | 2- 0                 |       |                           |   |                 |        |          |  |           |  |               |  |
| 1- 1             |   | 0- 1                 |       | 1- 0                      |   | NEUTRAL           |       | 0- 0          |   | 0- 0                 |       |                           |   |                 |        |          |  |           |  |               |  |
| RPI 1-25         |   | Team's RPI: 24       |       | RPI 26-50                 |   | RPI 51-100        |       | RPI 101+      |   |                      |       |                           |   |                 |        |          |  |           |  |               |  |
| RPI              | S | Opponent             | Score | RPI                       | S | Opponent          | Score | RPI           | S | Opponent             | Score | RPI                       | S | Opponent        | Score  |          |  |           |  |               |  |
| 2                | H | Tennessee            | 66 63 | 33                        | A | Florida           | 80 65 | 53            | H | Louisville           | 55 64 | 110                       | A | Wake Forest     | 77 82  |          |  |           |  |               |  |
| 6                | H | LSU                  | 36 66 | 33                        | H | Florida           | 61 68 | 75            | H | Florida Int'l        | 71 56 | 117                       | A | Arkansas        | 79 50  |          |  |           |  |               |  |
| 6                | N | LSU                  | 52 79 | 33                        | N | Florida           | 88 70 | 76            | N | Hofstra              | 67 54 | 133                       | H | Alabama         | 80 60  |          |  |           |  |               |  |
| 12               | A | Georgia              | 57 91 | 35                        | A | Vanderbilt        | 55 72 | 82            | A | Mississippi          | 81 75 | 151                       | H | IUPUI           | 81 52  |          |  |           |  |               |  |
| 17               | N | Michigan St.         | 63 67 | 39                        | N | Chattanooga       | 69 59 | 82            | H | Mississippi          | 65 61 | 178                       | H | Georgetown      | 63 47  |          |  |           |  |               |  |
|                  |   |                      |       | 41                        | H | Bowling Green     | 66 62 | 85            | H | Auburn               | 57 71 | 190                       | A | Mississippi St. | 51 46  |          |  |           |  |               |  |
|                  |   |                      |       | 47                        | N | Indiana St.       | 68 58 | 86            | N | Georgia Tech         | 66 62 | 195                       | A | Detroit         | 74 65  |          |  |           |  |               |  |
|                  |   |                      |       |                           |   |                   |       | 94            | A | South Carolina       | 75 71 | 273                       | H | Stetson         | 84 38  |          |  |           |  |               |  |
|                  |   |                      |       |                           |   |                   |       | 94            | H | South Carolina       | 72 60 | 295                       | H | N. C. A&T       | 71 40  |          |  |           |  |               |  |
|                  |   |                      |       |                           |   |                   |       |               |   |                      |       | 329                       | H | Tennessee St.   | 105 45 |          |  |           |  |               |  |
|                  |   |                      |       | LAST 10 Division I GAMES: |   |                   |       |               |   |                      |       |                           |   |                 |        |          |  |           |  |               |  |
|                  |   |                      |       | 17                        | N | Michigan St.      | 63 67 | 35            | A | Vanderbilt           | 55 72 |                           |   |                 |        |          |  |           |  |               |  |
|                  |   |                      |       | 39                        | N | Chattanooga       | 69 59 | 190           | A | Mississippi St.      | 51 46 |                           |   |                 |        |          |  |           |  |               |  |
|                  |   |                      |       | 6                         | N | LSU               | 52 79 | 82            | H | Mississippi          | 65 61 |                           |   |                 |        |          |  |           |  |               |  |
|                  |   |                      |       | 33                        | N | Florida           | 88 70 | 117           | A | Arkansas             | 79 50 |                           |   |                 |        |          |  |           |  |               |  |
|                  |   |                      |       | 133                       | H | Alabama           | 80 60 | 94            | A | South Carolina       | 75 71 |                           |   |                 |        |          |  |           |  |               |  |

Non-Div I Games:

Kentucky

| Average RPI Win: 87  |          | WON-LOST      | WINNING                   | LAST 10    | STRENGTH OF         | OPP. STRENGTH | TEAM                       | ADJ.                  | CONF.    | ADJ CONF. |
|----------------------|----------|---------------|---------------------------|------------|---------------------|---------------|----------------------------|-----------------------|----------|-----------|
| Average RPI Loss: 11 |          | RECORD        | PCT. RANK                 | GAMES      | SCHEDULE            | OF SCHEDULE   | RPI                        | RPI                   | RPI      | RPI       |
| DIV. I ONLY          | 31- 4    | 5             | 8- 2                      | 8          | 10                  | 6             | 6                          | 2                     | 2        |           |
| DIV. I NON-CONF.     | 16- 2    | 10            | 4- 1                      | 10         | 14                  | 5             | 5                          | 2                     | 2        |           |
| TOTALS               | RPI 1-25 | RPI 26-50     | W-L RECORDS               | RPI 51-100 | RPI 100+            |               |                            |                       |          |           |
| 31- 4                | 10- 3    | 3- 1          | OVERALL                   | 7- 0       | 11- 0               |               |                            |                       |          |           |
| 15- 0                | 3- 0     | 2- 0          | HOME                      | 3- 0       | 7- 0                |               |                            |                       |          |           |
| 8- 2                 | 4- 1     | 0- 1          | AWAY                      | 2- 0       | 2- 0                |               |                            |                       |          |           |
| 8- 2                 | 3- 2     | 1- 0          | NEUTRAL                   | 2- 0       | 2- 0                |               |                            |                       |          |           |
| 16- 2                | 5- 2     | 2- 0          | NON-CONFERENCE            | 3- 0       | 6- 0                |               |                            |                       |          |           |
| 8- 0                 | 2- 0     | 1- 0          | HOME                      | 1- 0       | 4- 0                |               |                            |                       |          |           |
| 2- 1                 | 1- 1     | 0- 0          | AWAY                      | 1- 0       | 0- 0                |               |                            |                       |          |           |
| 6- 1                 | 2- 1     | 1- 0          | NEUTRAL                   | 1- 0       | 2- 0                |               |                            |                       |          |           |
| 15- 2                | 5- 1     | 1- 1          | CONFERENCE                | 4- 0       | 5- 0                |               |                            |                       |          |           |
| 7- 0                 | 1- 0     | 1- 0          | HOME                      | 2- 0       | 3- 0                |               |                            |                       |          |           |
| 6- 1                 | 3- 0     | 0- 1          | AWAY                      | 1- 0       | 2- 0                |               |                            |                       |          |           |
| 2- 1                 | 1- 1     | 0- 0          | NEUTRAL                   | 1- 0       | 0- 0                |               |                            |                       |          |           |
| RPI S                | RPI 1-25 | Team's RPI: 6 | RPI S                     | RPI 26-50  | RPI S               | RPI 51-100    | RPI S                      | RPI 101+              | RPI S    | RPI 101+  |
| Opponent             | Score    |               | Opponent                  | Score      | Opponent            | Score         | Opponent                   | Score                 | Opponent | Score     |
| 2 A Tennessee        | 72 69    |               | 33 A Florida              | 78 79      | 58 H Minnesota      | 66 45         | 117 A Arkansas             | 93 59                 |          |           |
| 2 N Tennessee        | 62 63    |               | 35 H Vanderbilt           | 75 53      | 64 A Texas Tech     | 76 68         | 117 H Arkansas             | 64 42                 |          |           |
| 3 N Duke             | 45 64    |               | 44 N Washington           | 72 49      | 73 N Nebraska       | 74 55         | 133 A Alabama              | 86 61                 |          |           |
| 5 A Connecticut      | 48 51    |               | 50 H South Fla.           | 87 44      | 82 H Mississippi    | 78 63         | 133 H Alabama              | 79 43                 |          |           |
| 8 A Ohio St.         | 64 48    |               |                           |            | 82 N Mississippi    | 91 73         | 135 N Fla. Atlantic        | 72 48                 |          |           |
| 10 H Baylor          | 88 57    |               |                           |            | 85 A Auburn         | 65 38         | 152 H Tulane               | 89 60                 |          |           |
| 12 A Georgia         | 65 64    |               |                           |            | 94 H South Carolina | 79 46         | 157 N Tex. A&M-Corp. Chris | 74 45                 |          |           |
| 12 H Georgia         | 68 61    |               |                           |            |                     |               | 167 H Southern U.          | 107 39                |          |           |
| 13 N DePaul          | 66 56    |               |                           |            |                     |               | 190 H Mississippi St.      | 62 48                 |          |           |
| 14 N Stanford        | 62 59    |               |                           |            |                     |               | 295 H N. C. A&T            | 99 35                 |          |           |
| 17 H Michigan St.    | 72 52    |               |                           |            |                     |               | 310 H New Orleans          | 72 41                 |          |           |
| 24 A Kentucky        | 66 36    |               |                           |            |                     |               |                            |                       |          |           |
| 24 N Kentucky        | 79 52    |               |                           |            |                     |               |                            |                       |          |           |
|                      |          |               | LAST 10 Division I GAMES: |            |                     |               |                            |                       |          |           |
|                      |          |               | 3 N Duke                  | 45 64      |                     |               |                            | 2 N Tennessee         | 62 63    |           |
|                      |          |               | 14 N Stanford             | 62 59      |                     |               |                            | 24 N Kentucky         | 79 52    |           |
|                      |          |               | 13 N DePaul               | 66 56      |                     |               |                            | 82 N Mississippi      | 91 73    |           |
|                      |          |               | 44 N Washington           | 72 49      |                     |               |                            | 190 H Mississippi St. | 62 48    |           |
|                      |          |               | 135 N Fla. Atlantic       | 72 48      |                     |               |                            | 133 A Alabama         | 86 61    |           |

LSU

Non-Div I Games:

LSU

■ Loss, 
 ■ Non-Conf, S Site, 
 ■ Home 
 ■ Away 
 N Neutral

| Through Games of 2000 Final |                      |           |           |                 |                |               |                     |                 |          |                     |
|-----------------------------|----------------------|-----------|-----------|-----------------|----------------|---------------|---------------------|-----------------|----------|---------------------|
| Average RPI Win: 222        |                      | WON-LOST  | WINNING   | LAST 10         | STRENGTH OF    | OPP. STRENGTH | TEAM                | ADJ.            | CONF.    | ADJ CONF.           |
| Average RPI Loss: 107       |                      | RECORD    | PCT. RANK | GAMES           | SCHEDULE       | OF SCHEDULE   | RPI                 | RPI             | RPI      | RPI                 |
| DIV. I ONLY                 |                      | 11- 17    | 217       | 1- 9            | 195            | 111           | 209                 | 206             | 11       | 10                  |
| DIV. I NON-CONF.            |                      | 4- 7      | 221       | 0- 0            | 238            | 201           | 247                 | 243             | 9        | 9                   |
| <hr/>                       |                      |           |           |                 |                |               |                     |                 |          |                     |
| TOTALS                      |                      | RPI 1-25  |           | RPI 26-50       | W-L RECORDS    |               | RPI 51-100          |                 | RPI 100+ |                     |
| 11- 17                      |                      | 0- 0      |           | 0- 4            | OVERALL        |               | 1- 5                |                 | 10- 8    |                     |
| 7- 6                        |                      | 0- 0      |           | 0- 3            | HOME           |               | 1- 1                |                 | 6- 2     |                     |
| 3- 9                        |                      | 0- 0      |           | 0- 1            | AWAY           |               | 0- 4                |                 | 3- 4     |                     |
| 1- 2                        |                      | 0- 0      |           | 0- 0            | NEUTRAL        |               | 0- 0                |                 | 1- 2     |                     |
| 4- 7                        |                      | 0- 0      |           | 0- 2            | NON-CONFERENCE |               | 0- 2                |                 | 4- 3     |                     |
| 3- 2                        |                      | 0- 0      |           | 0- 2            | HOME           |               | 0- 0                |                 | 3- 0     |                     |
| 0- 4                        |                      | 0- 0      |           | 0- 0            | AWAY           |               | 0- 2                |                 | 0- 2     |                     |
| 1- 1                        |                      | 0- 0      |           | 0- 0            | NEUTRAL        |               | 0- 0                |                 | 1- 1     |                     |
| 7- 10                       |                      | 0- 0      |           | 0- 2            | CONFERENCE     |               | 1- 3                |                 | 6- 5     |                     |
| 4- 4                        |                      | 0- 0      |           | 0- 1            | HOME           |               | 1- 1                |                 | 3- 2     |                     |
| 3- 5                        |                      | 0- 0      |           | 0- 1            | AWAY           |               | 0- 2                |                 | 3- 2     |                     |
| 0- 1                        |                      | 0- 0      |           | 0- 0            | NEUTRAL        |               | 0- 0                |                 | 0- 1     |                     |
| <hr/>                       |                      |           |           |                 |                |               |                     |                 |          |                     |
| RPI 1-25                    |                      | RPI 26-50 |           | RPI 51-100      |                | RPI 101+      |                     | Team's RPI: 206 |          |                     |
| RPI S                       | Opponent             | Score     | RPI S     | Opponent        | Score          | RPI S         | Opponent            | Score           | RPI S    | Opponent            |
| 29                          | A George Washi ngton | 49 67     | 51        | H Xavier        | 62 70          | 112           | A Bi nghamton       | 70 84           | 112      | A Bi nghamton       |
| 34                          | H Templ e            | 64 66     | 57        | A Charl otte    | 57 77          | 118           | A Ri chmond         | 59 58           | 118      | A Ri chmond         |
| 35                          | H Vanderbi l t       | 57 70     | 67        | A St. Joseph' s | 55 61          | 118           | N Ri chmond         | 53 60           | 118      | N Ri chmond         |
| 40                          | H Vi l l anova       | 57 58     | 67        | H St. Joseph' s | 65 50          | 119           | N Texas-Arl i ngton | 54 60           | 119      | N Texas-Arl i ngton |
|                             |                      |           | 69        | A Del aware     | 60 70          | 122           | A Drexel            | 48 53           | 122      | A Drexel            |
|                             |                      |           | 99        | A Kansas        | 72 75          | 144           | H Dayton            | 62 50           | 144      | H Dayton            |
|                             |                      |           |           |                 |                | 162           | A Duquesne          | 52 43           | 162      | A Duquesne          |
|                             |                      |           |           |                 |                | 175           | A Massachusetts     | 55 63           | 175      | A Massachusetts     |
|                             |                      |           |           |                 |                | 175           | H Massachusetts     | 60 67           | 175      | H Massachusetts     |
|                             |                      |           |           |                 |                | 212           | A Rhode Isl and     | 55 48           | 212      | A Rhode Isl and     |
|                             |                      |           |           |                 |                | 212           | H Rhode Isl and     | 61 53           | 212      | H Rhode Isl and     |
|                             |                      |           |           |                 |                | 237           | H Fordham           | 68 76           | 237      | H Fordham           |
|                             |                      |           |           |                 |                | 280           | A St. Loui s        | 60 70           | 280      | A St. Loui s        |
|                             |                      |           |           |                 |                | 285           | H St. Bonaventure   | 86 66           | 285      | H St. Bonaventure   |
|                             |                      |           |           |                 |                | 296           | N Tenn. -Mart i n   | 72 55           | 296      | N Tenn. -Mart i n   |
|                             |                      |           |           |                 |                | 304           | H Penn              | 67 49           | 304      | H Penn              |
|                             |                      |           |           |                 |                | 315           | H Ri der            | 74 50           | 315      | H Ri der            |
|                             |                      |           |           |                 |                | 331           | H Wagner            | 77 53           | 331      | H Wagner            |
| <hr/>                       |                      |           |           |                 |                |               |                     |                 |          |                     |
| LAST 10 Div sion I GAMES:   |                      |           |           |                 |                |               |                     |                 |          |                     |
| 118                         | N Ri chmond          | 53 60     | 51        | H Xavier        | 62 70          |               |                     |                 |          |                     |
| 175                         | A Massachusetts      | 55 63     | 144       | H Dayton        | 62 50          |               |                     |                 |          |                     |
| 237                         | H Fordham            | 68 76     | 280       | A St. Loui s    | 60 70          |               |                     |                 |          |                     |
| 67                          | A St. Joseph' s      | 55 61     | 57        | A Charl otte    | 57 77          |               |                     |                 |          |                     |
| 29                          | A George Washi ngton | 49 67     | 175       | H Massachusetts | 60 67          |               |                     |                 |          |                     |

La Salle

Non-Div I Games:

La Salle

Loss, 
Non-Conf, S Site, 
H Home
A Away 
N Neutral

La. -Lafayette

Through Games Of 2006 Final

|                      |  |                 |  |                   |  |                |  |                         |  |                           |  |                           |  |                 |  |           |  |               |  |
|----------------------|--|-----------------|--|-------------------|--|----------------|--|-------------------------|--|---------------------------|--|---------------------------|--|-----------------|--|-----------|--|---------------|--|
| Average RPI Win: 253 |  | WON-LOST RECORD |  | WINNING PCT. RANK |  | LAST 10 GAMES  |  | STRENGTH OF SCHEDULE    |  | OPP. STRENGTH OF SCHEDULE |  | TEAM RPI                  |  | ADJ. RPI        |  | CONF. RPI |  | ADJ CONF. RPI |  |
| DIV. I ONLY          |  | 17- 10          |  | 90                |  | 4- 6           |  | 322                     |  | 157                       |  | 174                       |  | 173             |  | 9         |  | 9             |  |
| DIV. I NON-CONF.     |  | 9- 2            |  | 25                |  | 0- 0           |  | 332                     |  | 313                       |  | 217                       |  | 217             |  | 10        |  | 10            |  |
| TOTALS               |  | RPI 1-25        |  | RPI 26-50         |  | W-L RECORDS    |  | RPI 51-100              |  | RPI 100+                  |  |                           |  |                 |  |           |  |               |  |
| 17- 10               |  | 0- 1            |  | 0- 0              |  | OVERALL        |  | 0- 6                    |  | 17- 3                     |  |                           |  |                 |  |           |  |               |  |
| 9- 4                 |  | 0- 1            |  | 0- 0              |  | HOME           |  | 0- 1                    |  | 9- 2                      |  |                           |  |                 |  |           |  |               |  |
| 8- 6                 |  | 0- 0            |  | 0- 0              |  | AWAY           |  | 0- 5                    |  | 8- 1                      |  |                           |  |                 |  |           |  |               |  |
| 0- 0                 |  | 0- 0            |  | 0- 0              |  | NEUTRAL        |  | 0- 0                    |  | 0- 0                      |  |                           |  |                 |  |           |  |               |  |
| 9- 2                 |  | 0- 0            |  | 0- 0              |  | NON-CONFERENCE |  | 0- 2                    |  | 9- 0                      |  |                           |  |                 |  |           |  |               |  |
| 5- 0                 |  | 0- 0            |  | 0- 0              |  | HOME           |  | 0- 0                    |  | 5- 0                      |  |                           |  |                 |  |           |  |               |  |
| 4- 2                 |  | 0- 0            |  | 0- 0              |  | AWAY           |  | 0- 2                    |  | 4- 0                      |  |                           |  |                 |  |           |  |               |  |
| 0- 0                 |  | 0- 0            |  | 0- 0              |  | NEUTRAL        |  | 0- 0                    |  | 0- 0                      |  |                           |  |                 |  |           |  |               |  |
| 8- 8                 |  | 0- 1            |  | 0- 0              |  | CONFERENCE     |  | 0- 4                    |  | 8- 3                      |  |                           |  |                 |  |           |  |               |  |
| 4- 4                 |  | 0- 1            |  | 0- 0              |  | HOME           |  | 0- 1                    |  | 4- 2                      |  |                           |  |                 |  |           |  |               |  |
| 4- 4                 |  | 0- 0            |  | 0- 0              |  | AWAY           |  | 0- 3                    |  | 4- 1                      |  |                           |  |                 |  |           |  |               |  |
| 0- 0                 |  | 0- 0            |  | 0- 0              |  | NEUTRAL        |  | 0- 0                    |  | 0- 0                      |  |                           |  |                 |  |           |  |               |  |
| RPI 1-25             |  | Score           |  | RPI 26-50         |  | Score          |  | RPI 51-100              |  | Score                     |  | RPI 101+                  |  | Team's RPI: 173 |  | Score     |  |               |  |
| 18 H Western Ky.     |  | 58 74           |  |                   |  |                |  | 62 A Middle Tenn.       |  | 68 69                     |  | 106 A North Texas         |  | 67 59           |  |           |  |               |  |
|                      |  |                 |  |                   |  |                |  | 62 A Middle Tenn.       |  | 58 84                     |  | 106 H North Texas         |  | 47 70           |  |           |  |               |  |
|                      |  |                 |  |                   |  |                |  | 75 A Florida Int'l      |  | 47 72                     |  | 146 H Ark. -Little Rock   |  | 55 53           |  |           |  |               |  |
|                      |  |                 |  |                   |  |                |  | 81 H Arkansas St.       |  | 64 70                     |  | 154 A South Ala.          |  | 60 56           |  |           |  |               |  |
|                      |  |                 |  |                   |  |                |  | 85 A Auburn             |  | 55 65                     |  | 154 H South Ala.          |  | 50 54           |  |           |  |               |  |
|                      |  |                 |  |                   |  |                |  | 90 A Southern Methodist |  | 45 53                     |  | 155 A Denver              |  | 69 76           |  |           |  |               |  |
|                      |  |                 |  |                   |  |                |  |                         |  |                           |  | 155 H Denver              |  | 76 50           |  |           |  |               |  |
|                      |  |                 |  |                   |  |                |  |                         |  |                           |  | 185 H UTEP                |  | 65 61           |  |           |  |               |  |
|                      |  |                 |  |                   |  |                |  |                         |  |                           |  | 217 A Troy                |  | 81 69           |  |           |  |               |  |
|                      |  |                 |  |                   |  |                |  |                         |  |                           |  | 217 H Troy                |  | 70 59           |  |           |  |               |  |
|                      |  |                 |  |                   |  |                |  |                         |  |                           |  | 292 A Sam Houston St.     |  | 62 40           |  |           |  |               |  |
|                      |  |                 |  |                   |  |                |  |                         |  |                           |  | 294 A Ni choll's St.      |  | 74 62           |  |           |  |               |  |
|                      |  |                 |  |                   |  |                |  |                         |  |                           |  | 297 H Hampton             |  | 68 54           |  |           |  |               |  |
|                      |  |                 |  |                   |  |                |  |                         |  |                           |  | 310 A New Orleans         |  | 70 46           |  |           |  |               |  |
|                      |  |                 |  |                   |  |                |  |                         |  |                           |  | 310 H New Orleans         |  | 65 51           |  |           |  |               |  |
|                      |  |                 |  |                   |  |                |  |                         |  |                           |  | 316 H Ark. -Pi ne Bl uff  |  | 64 56           |  |           |  |               |  |
|                      |  |                 |  |                   |  |                |  |                         |  |                           |  | 320 H Tex. -Pan Ameri can |  | 53 43           |  |           |  |               |  |
|                      |  |                 |  |                   |  |                |  |                         |  |                           |  | 323 A Prai rie Vi ew      |  | 60 42           |  |           |  |               |  |
|                      |  |                 |  |                   |  |                |  |                         |  |                           |  | 328 H Texas Southern      |  | 78 57           |  |           |  |               |  |
|                      |  |                 |  |                   |  |                |  |                         |  |                           |  | 332 A Savannah St.        |  | 68 40           |  |           |  |               |  |
|                      |  |                 |  |                   |  |                |  |                         |  |                           |  |                           |  |                 |  |           |  |               |  |
|                      |  |                 |  |                   |  |                |  |                         |  |                           |  |                           |  |                 |  |           |  |               |  |
|                      |  |                 |  |                   |  |                |  |                         |  |                           |  |                           |  |                 |  |           |  |               |  |
|                      |  |                 |  |                   |  |                |  |                         |  |                           |  |                           |  |                 |  |           |  |               |  |
|                      |  |                 |  |                   |  |                |  |                         |  |                           |  |                           |  |                 |  |           |  |               |  |
|                      |  |                 |  |                   |  |                |  |                         |  |                           |  |                           |  |                 |  |           |  |               |  |
|                      |  |                 |  |                   |  |                |  |                         |  |                           |  |                           |  |                 |  |           |  |               |  |
|                      |  |                 |  |                   |  |                |  |                         |  |                           |  |                           |  |                 |  |           |  |               |  |
|                      |  |                 |  |                   |  |                |  |                         |  |                           |  |                           |  |                 |  |           |  |               |  |
|                      |  |                 |  |                   |  |                |  |                         |  |                           |  |                           |  |                 |  |           |  |               |  |
|                      |  |                 |  |                   |  |                |  |                         |  |                           |  |                           |  |                 |  |           |  |               |  |
|                      |  |                 |  |                   |  |                |  |                         |  |                           |  |                           |  |                 |  |           |  |               |  |
|                      |  |                 |  |                   |  |                |  |                         |  |                           |  |                           |  |                 |  |           |  |               |  |
|                      |  |                 |  |                   |  |                |  |                         |  |                           |  |                           |  |                 |  |           |  |               |  |
|                      |  |                 |  |                   |  |                |  |                         |  |                           |  |                           |  |                 |  |           |  |               |  |
|                      |  |                 |  |                   |  |                |  |                         |  |                           |  |                           |  |                 |  |           |  |               |  |
|                      |  |                 |  |                   |  |                |  |                         |  |                           |  |                           |  |                 |  |           |  |               |  |
|                      |  |                 |  |                   |  |                |  |                         |  |                           |  |                           |  |                 |  |           |  |               |  |
|                      |  |                 |  |                   |  |                |  |                         |  |                           |  |                           |  |                 |  |           |  |               |  |
|                      |  |                 |  |                   |  |                |  |                         |  |                           |  |                           |  |                 |  |           |  |               |  |
|                      |  |                 |  |                   |  |                |  |                         |  |                           |  |                           |  |                 |  |           |  |               |  |
|                      |  |                 |  |                   |  |                |  |                         |  |                           |  |                           |  |                 |  |           |  |               |  |
|                      |  |                 |  |                   |  |                |  |                         |  |                           |  |                           |  |                 |  |           |  |               |  |
|                      |  |                 |  |                   |  |                |  |                         |  |                           |  |                           |  |                 |  |           |  |               |  |
|                      |  |                 |  |                   |  |                |  |                         |  |                           |  |                           |  |                 |  |           |  |               |  |
|                      |  |                 |  |                   |  |                |  |                         |  |                           |  |                           |  |                 |  |           |  |               |  |
|                      |  |                 |  |                   |  |                |  |                         |  |                           |  |                           |  |                 |  |           |  |               |  |
|                      |  |                 |  |                   |  |                |  |                         |  |                           |  |                           |  |                 |  |           |  |               |  |
|                      |  |                 |  |                   |  |                |  |                         |  |                           |  |                           |  |                 |  |           |  |               |  |
|                      |  |                 |  |                   |  |                |  |                         |  |                           |  |                           |  |                 |  |           |  |               |  |

Non-Div I Games: LSU-Shreveport 91 50

La. -Lafayette

Loss, Non-Conf, S Site, H Home A Away N Neutral

L  
a  
-  
L  
a  
f  
a  
y  
e  
t  
t  
e

L  
a  
-  
L  
a  
f  
a  
y  
e  
t  
t  
e

| Average RPI Win: 224  |               | WON-LOST                  | WINNING   | LAST 10              | STRENGTH OF | OPP. STRENGTH | TEAM                | ADJ.            | CONF. | ADJ CONF.           |       |
|-----------------------|---------------|---------------------------|-----------|----------------------|-------------|---------------|---------------------|-----------------|-------|---------------------|-------|
| Average RPI Loss: 131 |               | RECORD                    | PCT. RANK | GAMES                | SCHEDULE    | OF SCHEDULE   | RPI                 | RPI             | RPI   | RPI                 |       |
| DIV. I ONLY           |               | 18- 11                    | 92        | 5- 5                 | 239         |               | 187                 | 136             | 137   | 20                  | 20    |
| DIV. I NON-CONF.      |               | 8- 3                      | 58        | 0- 0                 | 246         |               | 143                 | 105             | 102   | 24                  | 24    |
| TOTALS                |               | RPI 1-25                  | RPI 26-50 | W-L RECORDS          | RPI 51-100  |               | RPI 100+            |                 |       |                     |       |
| 18- 11                |               | 0- 0                      | 0- 1      | OVERALL              | 0- 4        |               | 18- 6               |                 |       |                     |       |
| 10- 3                 |               | 0- 0                      | 0- 0      | HOME                 | 0- 1        |               | 10- 2               |                 |       |                     |       |
| 6- 8                  |               | 0- 0                      | 0- 1      | AWAY                 | 0- 3        |               | 6- 4                |                 |       |                     |       |
| 2- 0                  |               | 0- 0                      | 0- 0      | NEUTRAL              | 0- 0        |               | 2- 0                |                 |       |                     |       |
| 8- 3                  |               | 0- 0                      | 0- 1      | NON-CONFERENCE       | 0- 1        |               | 8- 1                |                 |       |                     |       |
| 4- 1                  |               | 0- 0                      | 0- 0      | HOME                 | 0- 0        |               | 4- 1                |                 |       |                     |       |
| 2- 2                  |               | 0- 0                      | 0- 1      | AWAY                 | 0- 1        |               | 2- 0                |                 |       |                     |       |
| 2- 0                  |               | 0- 0                      | 0- 0      | NEUTRAL              | 0- 0        |               | 2- 0                |                 |       |                     |       |
| 10- 8                 |               | 0- 0                      | 0- 0      | CONFERENCE           | 0- 3        |               | 10- 5               |                 |       |                     |       |
| 6- 2                  |               | 0- 0                      | 0- 0      | HOME                 | 0- 1        |               | 6- 1                |                 |       |                     |       |
| 4- 6                  |               | 0- 0                      | 0- 0      | AWAY                 | 0- 2        |               | 4- 4                |                 |       |                     |       |
| 0- 0                  |               | 0- 0                      | 0- 0      | NEUTRAL              | 0- 0        |               | 0- 0                |                 |       |                     |       |
| RPI 1-25              |               | RPI 26-50                 |           | RPI 51-100           |             | RPI 101+      |                     | Team's RPI: 137 |       |                     |       |
| RPI S                 | Opponent      | Score                     | RPI S     | Opponent             | Score       | RPI S         | Opponent            | Score           | RPI S | Opponent            | Score |
| 32                    | A New Mexi co | 57 70                     | 68        | A Stephen F. Austin  | 53 61       | 106           | H North Texas       | 62 68           | 106   | H North Texas       | 62 68 |
|                       |               |                           | 68        | A Stephen F. Austin  | 71 72       | 113           | A UTSA              | 70 71           | 113   | A UTSA              | 70 71 |
|                       |               |                           | 68        | H Stephen F. Austin  | 62 65       | 113           | H UTSA              | 62 61           | 113   | H UTSA              | 62 61 |
|                       |               |                           | 90        | A Southern Methodist | 44 56       | 119           | A Texas-Arlington   | 55 58           | 119   | A Texas-Arlington   | 55 58 |
|                       |               |                           |           |                      |             | 146           | A Ark. -Little Rock | 56 53           | 146   | A Ark. -Little Rock | 56 53 |
|                       |               |                           |           |                      |             | 146           | H Ark. -Little Rock | 65 56           | 146   | H Ark. -Little Rock | 65 56 |
|                       |               |                           |           |                      |             | 155           | N Denver            | 66 54           | 155   | N Denver            | 66 54 |
|                       |               |                           |           |                      |             | 156           | H UAB               | 70 68           | 156   | H UAB               | 70 68 |
|                       |               |                           |           |                      |             | 189           | A Southern Mi ss.   | 75 67           | 189   | A Southern Mi ss.   | 75 67 |
|                       |               |                           |           |                      |             | 208           | A Texas St.         | 69 63           | 208   | A Texas St.         | 69 63 |
|                       |               |                           |           |                      |             | 208           | A Texas St.         | 72 56           | 208   | A Texas St.         | 72 56 |
|                       |               |                           |           |                      |             | 220           | A McNeese St.       | 50 55           | 220   | A McNeese St.       | 50 55 |
|                       |               |                           |           |                      |             | 220           | H McNeese St.       | 79 57           | 220   | H McNeese St.       | 79 57 |
|                       |               |                           |           |                      |             | 239           | N Creighton         | 61 60           | 239   | N Creighton         | 61 60 |
|                       |               |                           |           |                      |             | 242           | A Lamar             | 64 55           | 242   | A Lamar             | 64 55 |
|                       |               |                           |           |                      |             | 242           | H Lamar             | 56 47           | 242   | H Lamar             | 56 47 |
|                       |               |                           |           |                      |             | 268           | A Northwestern St.  | 54 58           | 268   | A Northwestern St.  | 54 58 |
|                       |               |                           |           |                      |             | 268           | H Northwestern St.  | 64 51           | 268   | H Northwestern St.  | 64 51 |
|                       |               |                           |           |                      |             | 291           | H Southeastern La.  | 47 52           | 291   | H Southeastern La.  | 47 52 |
|                       |               |                           |           |                      |             | 292           | H Sam Houston St.   | 74 55           | 292   | H Sam Houston St.   | 74 55 |
|                       |               |                           |           |                      |             | 294           | A Ni chol ls St.    | 66 64           | 294   | A Ni chol ls St.    | 66 64 |
|                       |               |                           |           |                      |             | 294           | H Ni chol ls St.    | 73 67           | 294   | H Ni chol ls St.    | 73 67 |
|                       |               |                           |           |                      |             | 309           | H Memphi s          | 80 60           | 309   | H Memphi s          | 80 60 |
|                       |               |                           |           |                      |             | 313           | H Centenary (La.)   | 66 45           | 313   | H Centenary (La.)   | 66 45 |
|                       |               | LAST 10 Division I GAMES: |           |                      |             |               |                     |                 |       |                     |       |
|                       |               |                           | 68        | A Stephen F. Austin  | 71 72       | 294           | H Ni chol ls St.    | 73 67           |       |                     |       |
|                       |               |                           | 208       | A Texas St.          | 72 56       | 291           | H Southeastern La.  | 47 52           |       |                     |       |
|                       |               |                           | 68        | H Stephen F. Austin  | 62 65       | 268           | H Northwestern St.  | 64 51           |       |                     |       |
|                       |               |                           | 242       | A Lamar              | 64 55       | 68            | A Stephen F. Austin | 53 61           |       |                     |       |
|                       |               |                           | 220       | A McNeese St.        | 50 55       | 292           | H Sam Houston St.   | 74 55           |       |                     |       |

Non-Di v I Games:

La. -Monroe

■ Loss, 
 ■ Non-Conf, S Site, 
 ■ Home 
 ■ Away 
 N Neutral

|                   |          |          |  |             |             |                |    |            |               |                             |    |               |                            |                  |    |      |  |       |  |           |  |
|-------------------|----------|----------|--|-------------|-------------|----------------|----|------------|---------------|-----------------------------|----|---------------|----------------------------|------------------|----|------|--|-------|--|-----------|--|
| Lafayette         |          |          |  |             |             |                |    |            |               | Through Games of 2008 Final |    |               |                            |                  |    |      |  |       |  |           |  |
| Average RPI Win:  |          | 273      |  | WON-LOST    |             | WINNING        |    | LAST 10    |               | STRENGTH OF                 |    | OPP. STRENGTH |                            | TEAM             |    | ADJ. |  | CONF. |  | ADJ CONF. |  |
| Average RPI Loss: |          | 190      |  | RECORD      |             | PCT. RANK      |    | GAMES      |               | SCHEDULE                    |    | OF SCHEDULE   |                            | RPI              |    | RPI  |  | RPI   |  | RPI       |  |
| DIV. I ONLY       |          |          |  | 8- 20       |             | 272            |    | 2- 8       |               | 302                         |    | 297           |                            | 302              |    | 303  |  | 27    |  | 26        |  |
| DIV. I NON-CONF.  |          |          |  | 5- 8        |             | 208            |    | 0- 0       |               | 293                         |    | 321           |                            | 273              |    | 273  |  | 27    |  | 27        |  |
| TOTALS            |          | RPI 1-25 |  | RPI 26-50   |             | W-L RECORDS    |    | RPI 51-100 |               | RPI 100+                    |    |               |                            |                  |    |      |  |       |  |           |  |
| 8- 20             |          | 0- 0     |  | 0- 0        |             | OVERALL        |    | 0- 1       |               | 8- 19                       |    |               |                            |                  |    |      |  |       |  |           |  |
| 6- 5              |          | 0- 0     |  | 0- 0        |             | HOME           |    | 0- 0       |               | 6- 5                        |    |               |                            |                  |    |      |  |       |  |           |  |
| 2- 12             |          | 0- 0     |  | 0- 0        |             | AWAY           |    | 0- 0       |               | 2- 12                       |    |               |                            |                  |    |      |  |       |  |           |  |
| 0- 3              |          | 0- 0     |  | 0- 0        |             | NEUTRAL        |    | 0- 1       |               | 0- 2                        |    |               |                            |                  |    |      |  |       |  |           |  |
| 5- 8              |          | 0- 0     |  | 0- 0        |             | NON-CONFERENCE |    | 0- 1       |               | 5- 7                        |    |               |                            |                  |    |      |  |       |  |           |  |
| 3- 1              |          | 0- 0     |  | 0- 0        |             | HOME           |    | 0- 0       |               | 3- 1                        |    |               |                            |                  |    |      |  |       |  |           |  |
| 2- 4              |          | 0- 0     |  | 0- 0        |             | AWAY           |    | 0- 0       |               | 2- 4                        |    |               |                            |                  |    |      |  |       |  |           |  |
| 0- 3              |          | 0- 0     |  | 0- 0        |             | NEUTRAL        |    | 0- 1       |               | 0- 2                        |    |               |                            |                  |    |      |  |       |  |           |  |
| 3- 12             |          | 0- 0     |  | 0- 0        |             | CONFERENCE     |    | 0- 0       |               | 3- 12                       |    |               |                            |                  |    |      |  |       |  |           |  |
| 3- 4              |          | 0- 0     |  | 0- 0        |             | HOME           |    | 0- 0       |               | 3- 4                        |    |               |                            |                  |    |      |  |       |  |           |  |
| 0- 8              |          | 0- 0     |  | 0- 0        |             | AWAY           |    | 0- 0       |               | 0- 8                        |    |               |                            |                  |    |      |  |       |  |           |  |
| 0- 0              |          | 0- 0     |  | 0- 0        |             | NEUTRAL        |    | 0- 0       |               | 0- 0                        |    |               |                            |                  |    |      |  |       |  |           |  |
| RPI 1-25          |          | Score    |  | RPI 26-50   |             | Score          |    | RPI 51-100 |               | Score                       |    | RPI 101+      |                            | Team's RPI : 303 |    |      |  |       |  |           |  |
| RPI S             | Opponent |          |  | RPI S       | Opponent    |                |    | RPI S      | Opponent      |                             |    | RPI S         | Opponent                   |                  |    |      |  |       |  |           |  |
|                   |          |          |  |             |             |                |    | 55 N       | James Madison | 50                          | 70 | 105           | A Princeton                | 47               | 73 |      |  |       |  |           |  |
|                   |          |          |  |             |             |                |    |            |               |                             |    | 116           | A Army                     | 60               | 75 |      |  |       |  |           |  |
|                   |          |          |  |             |             |                |    |            |               |                             |    | 116           | A Army                     | 55               | 74 |      |  |       |  |           |  |
|                   |          |          |  |             |             |                |    |            |               |                             |    | 116           | H Army                     | 52               | 71 |      |  |       |  |           |  |
|                   |          |          |  |             |             |                |    |            |               |                             |    | 126           | A Bucknel I                | 48               | 62 |      |  |       |  |           |  |
|                   |          |          |  |             |             |                |    |            |               |                             |    | 126           | H Bucknel I                | 51               | 54 |      |  |       |  |           |  |
|                   |          |          |  |             |             |                |    |            |               |                             |    | 143 N         | Loyol a Marymount          | 58               | 68 |      |  |       |  |           |  |
|                   |          |          |  |             |             |                |    |            |               |                             |    | 150           | A Hol y Cross              | 39               | 78 |      |  |       |  |           |  |
|                   |          |          |  |             |             |                |    |            |               |                             |    | 150           | H Hol y Cross              | 54               | 49 |      |  |       |  |           |  |
|                   |          |          |  |             |             |                |    |            |               |                             |    | 172           | A Radford                  | 40               | 56 |      |  |       |  |           |  |
|                   |          |          |  |             |             |                |    |            |               |                             |    | 176           | A UMBC                     | 46               | 60 |      |  |       |  |           |  |
|                   |          |          |  |             |             |                |    |            |               |                             |    | 224           | A Long Isl and             | 63               | 48 |      |  |       |  |           |  |
|                   |          |          |  |             |             |                |    |            |               |                             |    | 236           | A Howard                   | 85               | 89 |      |  |       |  |           |  |
|                   |          |          |  |             |             |                |    |            |               |                             |    | 246           | H Buffal o                 | 56               | 66 |      |  |       |  |           |  |
|                   |          |          |  |             |             |                |    |            |               |                             |    | 249           | A Navy                     | 63               | 73 |      |  |       |  |           |  |
|                   |          |          |  |             |             |                |    |            |               |                             |    | 249           | H Navy                     | 71               | 75 |      |  |       |  |           |  |
|                   |          |          |  |             |             |                |    |            |               |                             |    | 264           | H Fai rl ei gh Di cki nson | 71               | 59 |      |  |       |  |           |  |
|                   |          |          |  |             |             |                |    |            |               |                             |    | 269           | A Col gate                 | 71               | 80 |      |  |       |  |           |  |
|                   |          |          |  |             |             |                |    |            |               |                             |    | 269           | H Col gate                 | 56               | 69 |      |  |       |  |           |  |
|                   |          |          |  |             |             |                |    |            |               |                             |    | 277           | A Lehi gh                  | 50               | 79 |      |  |       |  |           |  |
|                   |          |          |  |             |             |                |    |            |               |                             |    | 277           | H Lehi gh                  | 67               | 64 |      |  |       |  |           |  |
|                   |          |          |  |             |             |                |    |            |               |                             |    | 301           | N Akron                    | 52               | 53 |      |  |       |  |           |  |
|                   |          |          |  |             |             |                |    |            |               |                             |    | 304           | A Penn                     | 60               | 56 |      |  |       |  |           |  |
|                   |          |          |  |             |             |                |    |            |               |                             |    | 305           | A Ameri can                | 74               | 75 |      |  |       |  |           |  |
|                   |          |          |  |             |             |                |    |            |               |                             |    | 305           | H Ameri can                | 73               | 66 |      |  |       |  |           |  |
|                   |          |          |  |             |             |                |    |            |               |                             |    | 326           | H St. Franci s (N. Y. )    | 56               | 51 |      |  |       |  |           |  |
|                   |          |          |  |             |             |                |    |            |               |                             |    | 331           | H Wagner                   | 63               | 46 |      |  |       |  |           |  |
|                   |          |          |  | LAST 10 Div |             | si on I GAMES: |    |            |               |                             |    |               |                            |                  |    |      |  |       |  |           |  |
|                   |          |          |  | 116         | A Army      | 55             | 74 | 249        | A Navy        | 63                          | 73 | 305           | H Ameri can                | 73               | 66 |      |  |       |  |           |  |
|                   |          |          |  | 305         | H Ameri can | 73             | 66 | 269        | A Col gate    | 71                          | 80 | 326           | H St. Franci s (N. Y. )    | 56               | 51 |      |  |       |  |           |  |
|                   |          |          |  | 116         | H Army      | 52             | 71 | 150        | H Hol y Cross | 54                          | 49 | 331           | H Wagner                   | 63               | 46 |      |  |       |  |           |  |
|                   |          |          |  | 277         | A Lehi gh   | 50             | 79 | 126        | A Bucknel I   | 48                          | 62 |               |                            |                  |    |      |  |       |  |           |  |
|                   |          |          |  | 126         | H Bucknel I | 51             | 54 | 305        | A Ameri can   | 74                          | 75 |               |                            |                  |    |      |  |       |  |           |  |

L  
a  
f  
a  
y  
e  
t  
t  
e

Lafayette

Lafayette

Loss, Non-Conf, S Site, H Home A Away N Neutral



Average RPI Win: 278  
Average RPI Loss: 131

WON-LOST  
RECORD

WINNING  
PCT. RANK

LAST 10  
GAMES

STRENGTH OF  
SCHEDULE

OPP. STRENGTH  
OF SCHEDULE

TEAM  
RPI

ADJ.  
RPI

CONF.  
RPI

ADJ CONF.  
RPI

DIV. I ONLY  
DIV. I NON-CONF.

8- 15  
2- 4

241  
234

4- 6  
0- 0

170  
202

260  
251

238  
248

242  
249

20  
24

20  
24

TOTALS

RPI 1-25

RPI 26-50

W-L RECORDS

RPI 51-100

RPI 100+

8- 15

0- 0

0- 0

OVERALL

0- 4

8- 11

3- 7

0- 0

0- 0

HOME

0- 1

3- 6

5- 8

0- 0

0- 0

AWAY

0- 3

5- 5

0- 0

0- 0

0- 0

NEUTRAL

0- 0

0- 0

2- 4

0- 0

0- 0

NON-CONFERENCE

0- 1

2- 3

1- 1

0- 0

0- 0

HOME

0- 0

1- 1

1- 3

0- 0

0- 0

AWAY

0- 1

1- 2

0- 0

0- 0

0- 0

NEUTRAL

0- 0

0- 0

6- 11

0- 0

0- 0

CONFERENCE

0- 3

6- 8

2- 6

0- 0

0- 0

HOME

0- 1

2- 5

4- 5

0- 0

0- 0

AWAY

0- 2

4- 3

0- 0

0- 0

0- 0

NEUTRAL

0- 0

0- 0

RPI 1-25

RPI 26-50

RPI 51-100

RPI 101+

Team's RPI: 242

RPI S Opponent Score

RPI S Opponent Score

RPI S Opponent Score

RPI S Opponent Score

61 A UNLV 47 76  
68 A Stephen F. Austin 60 86  
68 A Stephen F. Austin 53 54  
68 H Stephen F. Austin 58 80

113 H UTSA 50 53  
119 A Texas-Arlington 41 78  
119 H Texas-Arlington 57 60  
134 A Oral Roberts 84 111  
137 A La. -Monroe 47 56  
137 H La. -Monroe 55 64  
155 H Denver 42 45  
157 A Tex. A&M-Corp. Chris 61 80  
208 A Texas St. 67 70  
208 H Texas St. 67 73  
220 A McNeese St. 52 51  
220 H McNeese St. 54 67  
244 H Northern Colo. 72 71  
268 H Northwestern St. 66 62  
291 A Southeastern La. 59 49  
292 A Sam Houston St. 51 46  
294 A Nicholls St. 78 60  
294 H Nicholls St. 73 70  
323 A Prairie View 68 51

LAST 10 Division I GAMES:

68 A Stephen F. Austin 53 54  
291 A Southeastern La. 59 49  
294 A Nicholls St. 78 60  
137 H La. -Monroe 55 64  
268 H Northwestern St. 66 62  
119 H Texas-Arlington 57 60  
292 A Sam Houston St. 51 46  
113 H UTSA 50 53  
208 A Texas St. 67 70  
220 H McNeese St. 54 67

Non-Div I Games: Ark. -Monticello 89 94 Wiley 85 50 Huston-Tillotson 87 64 William Carey Lamar 78 42

Loss, Non-Conf, S Site, H Home A Away N Neutral

[illegible]

### Non-Div l Games:

Lehi gh

■ Loss, ■ Non-Conf, S Site, H Home A Away N Neutral

| Average RPI Win: 197 |  | WON-LOST RECORD | WINNING PCT. RANK | LAST 10 GAMES  | STRENGTH OF SCHEDULE | OPP. STRENGTH OF SCHEDULE | TEAM RPI | ADJ. RPI | CONF. RPI | ADJ CONF. RPI |
|----------------------|--|-----------------|-------------------|----------------|----------------------|---------------------------|----------|----------|-----------|---------------|
| DIV. I ONLY          |  | 24- 6           | 18                | 9- 1           | 105                  | 107                       | 49       | 49       | 14        | 14            |
| DIV. I NON-CONF.     |  | 8- 5            | 107               | 0- 1           | 88                   | 36                        | 75       | 75       | 15        | 15            |
| TOTALS               |  | RPI 1-25        | RPI 26-50         | W-L RECORDS    | RPI 51-100           | RPI 100+                  |          |          |           |               |
| 24- 6                |  | 0- 4            | 0- 1              | OVERALL        | 3- 1                 | 21- 0                     |          |          |           |               |
| 14- 0                |  | 0- 0            | 0- 0              | HOME           | 3- 0                 | 11- 0                     |          |          |           |               |
| 8- 6                 |  | 0- 4            | 0- 1              | AWAY           | 0- 1                 | 8- 0                      |          |          |           |               |
| 2- 0                 |  | 0- 0            | 0- 0              | NEUTRAL        | 0- 0                 | 2- 0                      |          |          |           |               |
| 8- 5                 |  | 0- 4            | 0- 1              | NON-CONFERENCE | 1- 0                 | 7- 0                      |          |          |           |               |
| 4- 0                 |  | 0- 0            | 0- 0              | HOME           | 1- 0                 | 3- 0                      |          |          |           |               |
| 2- 5                 |  | 0- 4            | 0- 1              | AWAY           | 0- 0                 | 2- 0                      |          |          |           |               |
| 2- 0                 |  | 0- 0            | 0- 0              | NEUTRAL        | 0- 0                 | 2- 0                      |          |          |           |               |
| 16- 1                |  | 0- 0            | 0- 0              | CONFERENCE     | 2- 1                 | 14- 0                     |          |          |           |               |
| 10- 0                |  | 0- 0            | 0- 0              | HOME           | 2- 0                 | 8- 0                      |          |          |           |               |
| 6- 1                 |  | 0- 0            | 0- 0              | AWAY           | 0- 1                 | 6- 0                      |          |          |           |               |
| 0- 0                 |  | 0- 0            | 0- 0              | NEUTRAL        | 0- 0                 | 0- 0                      |          |          |           |               |

|          |                    |           |       |                |            |       |                    |       |
|----------|--------------------|-----------|-------|----------------|------------|-------|--------------------|-------|
| RPI 1-25 |                    | RPI 26-50 |       | Team's RPI: 49 | RPI 51-100 |       | RPI 101+           |       |
| RPI S    | Opponent           | Score     | RPI S | Opponent       | Score      | RPI S | Opponent           | Score |
| 1 A      | North Carolina     | 36 87     | 33 A  | Florida        | 50 73      | 87 A  | High Point         | 55 64 |
| 11 A     | North Carolina St. | 69 83     |       |                |            | 87 H  | High Point         | 62 53 |
| 13 A     | DePaul             | 43 68     |       |                |            | 87 H  | High Point         | 53 50 |
| 19 A     | Virginia Tech      | 60 70     |       |                |            | 90 H  | Southern Methodist | 71 61 |
|          |                    |           |       |                |            |       |                    |       |
|          |                    |           |       |                |            |       |                    |       |
|          |                    |           |       |                |            |       |                    |       |
|          |                    |           |       |                |            |       |                    |       |
|          |                    |           |       |                |            |       |                    |       |
|          |                    |           |       |                |            |       |                    |       |
|          |                    |           |       |                |            |       |                    |       |
|          |                    |           |       |                |            |       |                    |       |
|          |                    |           |       |                |            |       |                    |       |
|          |                    |           |       |                |            |       |                    |       |
|          |                    |           |       |                |            |       |                    |       |
|          |                    |           |       |                |            |       |                    |       |
|          |                    |           |       |                |            |       |                    |       |
|          |                    |           |       |                |            |       |                    |       |
|          |                    |           |       |                |            |       |                    |       |
|          |                    |           |       |                |            |       |                    |       |
|          |                    |           |       |                |            |       |                    |       |
|          |                    |           |       |                |            |       |                    |       |
|          |                    |           |       |                |            |       |                    |       |
|          |                    |           |       |                |            |       |                    |       |
|          |                    |           |       |                |            |       |                    |       |
|          |                    |           |       |                |            |       |                    |       |
|          |                    |           |       |                |            |       |                    |       |
|          |                    |           |       |                |            |       |                    |       |
|          |                    |           |       |                |            |       |                    |       |
|          |                    |           |       |                |            |       |                    |       |
|          |                    |           |       |                |            |       |                    |       |
|          |                    |           |       |                |            |       |                    |       |
|          |                    |           |       |                |            |       |                    |       |
|          |                    |           |       |                |            |       |                    |       |
|          |                    |           |       |                |            |       |                    |       |
|          |                    |           |       |                |            |       |                    |       |
|          |                    |           |       |                |            |       |                    |       |
|          |                    |           |       |                |            |       |                    |       |
|          |                    |           |       |                |            |       |                    |       |
|          |                    |           |       |                |            |       |                    |       |
|          |                    |           |       |                |            |       |                    |       |
|          |                    |           |       |                |            |       |                    |       |
|          |                    |           |       |                |            |       |                    |       |
|          |                    |           |       |                |            |       |                    |       |
|          |                    |           |       |                |            |       |                    |       |
|          |                    |           |       |                |            |       |                    |       |
|          |                    |           |       |                |            |       |                    |       |
|          |                    |           |       |                |            |       |                    |       |
|          |                    |           |       |                |            |       |                    |       |
|          |                    |           |       |                |            |       |                    |       |
|          |                    |           |       |                |            |       |                    |       |
|          |                    |           |       |                |            |       |                    |       |
|          |                    |           |       |                |            |       |                    |       |
|          |                    |           |       |                |            |       |                    |       |
|          |                    |           |       |                |            |       |                    |       |
|          |                    |           |       |                |            |       |                    |       |
|          |                    |           |       |                |            |       |                    |       |
|          |                    |           |       |                |            |       |                    |       |
|          |                    |           |       |                |            |       |                    |       |
|          |                    |           |       |                |            |       |                    |       |
|          |                    |           |       |                |            |       |                    |       |
|          |                    |           |       |                |            |       |                    |       |
|          |                    |           |       |                |            |       |                    |       |
|          |                    |           |       |                |            |       |                    |       |
|          |                    |           |       |                |            |       |                    |       |
|          |                    |           |       |                |            |       |                    |       |
|          |                    |           |       |                |            |       |                    |       |
|          |                    |           |       |                |            |       |                    |       |
|          |                    |           |       |                |            |       |                    |       |
|          |                    |           |       |                |            |       |                    |       |
|          |                    |           |       |                |            |       |                    |       |
|          |                    |           |       |                |            |       |                    |       |
|          |                    |           |       |                |            |       |                    |       |
|          |                    |           |       |                |            |       |                    |       |
|          |                    |           |       |                |            |       |                    |       |
|          |                    |           |       |                |            |       |                    |       |
|          |                    |           |       |                |            |       |                    |       |
|          |                    |           |       |                |            |       |                    |       |
|          |                    |           |       |                |            |       |                    |       |
|          |                    |           |       |                |            |       |                    |       |
|          |                    |           |       |                |            |       |                    |       |
|          |                    |           |       |                |            |       |                    |       |
|          |                    |           |       |                |            |       |                    |       |
|          |                    |           |       |                |            |       |                    |       |
|          |                    |           |       |                |            |       |                    |       |
|          |                    |           |       |                |            |       |                    |       |
|          |                    |           |       |                |            |       |                    |       |
|          |                    |           |       |                |            |       |                    |       |
|          |                    |           |       |                |            |       |                    |       |
|          |                    |           |       |                |            |       |                    |       |
|          |                    |           |       |                |            |       |                    |       |
|          |                    |           |       |                |            |       |                    |       |
|          |                    |           |       |                |            |       |                    |       |
|          |                    |           |       |                |            |       |                    |       |
|          |                    |           |       |                |            |       |                    |       |
|          |                    |           |       |                |            |       |                    |       |
|          |                    |           |       |                |            |       |                    |       |
|          |                    |           |       |                |            |       |                    |       |
|          |                    |           |       |                |            |       |                    |       |
|          |                    |           |       |                |            |       |                    |       |
|          |                    |           |       |                |            |       |                    |       |
|          |                    |           |       |                |            |       |                    |       |
|          |                    |           |       |                |            |       |                    |       |
|          |                    |           |       |                |            |       |                    |       |
|          |                    |           |       |                |            |       |                    |       |
|          |                    |           |       |                |            |       |                    |       |
|          |                    |           |       |                |            |       |                    |       |
|          |                    |           |       |                |            |       |                    |       |
|          |                    |           |       |                | </         |       |                    |       |

Non-Div I Games: Virginia Union 74 49

Liberty

|                             |                 |                    |                      |                  |                         |                              |                  |                 |              |                  |  |
|-----------------------------|-----------------|--------------------|----------------------|------------------|-------------------------|------------------------------|------------------|-----------------|--------------|------------------|--|
| Through Games of 2008 Final |                 |                    |                      |                  |                         |                              |                  |                 |              |                  |  |
| Average RPI Win: 272        |                 | WON-LOST<br>RECORD | WINNING<br>PCT. RANK | LAST 10<br>GAMES | STRENGTH OF<br>SCHEDULE | OPP. STRENGTH<br>OF SCHEDULE | TEAM<br>RPI      | ADJ.<br>RPI     | CONF.<br>RPI | ADJ CONF.<br>RPI |  |
| Average RPI Loss: 198       |                 |                    |                      |                  |                         |                              |                  |                 |              |                  |  |
| DIV. I ONLY                 |                 | 6- 21              | 297                  | 2- 8             | 301                     | 292                          | 312              | 312             | 25           | 27               |  |
| DIV. I NON-CONF.            |                 | 1- 10              | 315                  | 0- 2             | 326                     | 266                          | 329              | 329             | 30           | 30               |  |
| <hr/>                       |                 |                    |                      |                  |                         |                              |                  |                 |              |                  |  |
| TOTALS                      |                 | RPI 1-25           |                      | RPI 26-50        | W-L RECORDS             |                              | RPI 51-100       |                 | RPI 100+     |                  |  |
| 6- 21                       |                 | 0- 0               |                      | 0- 1             | OVERALL                 |                              | 0- 1             |                 | 6- 19        |                  |  |
| 6- 6                        |                 | 0- 0               |                      | 0- 0             | HOME                    |                              | 0- 0             |                 | 6- 6         |                  |  |
| 0- 14                       |                 | 0- 0               |                      | 0- 1             | AWAY                    |                              | 0- 1             |                 | 0- 12        |                  |  |
| 0- 1                        |                 | 0- 0               |                      | 0- 0             | NEUTRAL                 |                              | 0- 0             |                 | 0- 1         |                  |  |
| 1- 10                       |                 | 0- 0               |                      | 0- 1             | NON-CONFERENCE          |                              | 0- 1             |                 | 1- 8         |                  |  |
| 1- 3                        |                 | 0- 0               |                      | 0- 0             | HOME                    |                              | 0- 0             |                 | 1- 3         |                  |  |
| 0- 6                        |                 | 0- 0               |                      | 0- 1             | AWAY                    |                              | 0- 1             |                 | 0- 4         |                  |  |
| 0- 1                        |                 | 0- 0               |                      | 0- 0             | NEUTRAL                 |                              | 0- 0             |                 | 0- 1         |                  |  |
| 5- 11                       |                 | 0- 0               |                      | 0- 0             | CONFERENCE              |                              | 0- 0             |                 | 5- 11        |                  |  |
| 5- 3                        |                 | 0- 0               |                      | 0- 0             | HOME                    |                              | 0- 0             |                 | 5- 3         |                  |  |
| 0- 8                        |                 | 0- 0               |                      | 0- 0             | AWAY                    |                              | 0- 0             |                 | 0- 8         |                  |  |
| 0- 0                        |                 | 0- 0               |                      | 0- 0             | NEUTRAL                 |                              | 0- 0             |                 | 0- 0         |                  |  |
| <hr/>                       |                 |                    |                      |                  |                         |                              |                  |                 |              |                  |  |
| RPI 1-25                    |                 | RPI 26-50          |                      | RPI 51-100       |                         | RPI 101+                     |                  | Team's RPI: 312 |              |                  |  |
| RPI S                       | Opponent        | Score              | RPI S                | Opponent         | Score                   | RPI S                        | Opponent         | Score           | RPI S        | Opponent         |  |
| 27                          | A Florida St.   | 42 92              | 93                   | A Kent St.       | 34 69                   | 110                          | A Wake Forest    | 38 101          | 121          | A Ball St.       |  |
|                             |                 |                    |                      |                  |                         | 125                          | A Bel mont       | 49 77           | 125          | H Bel mont       |  |
|                             |                 |                    |                      |                  |                         | 135                          | A Fla. Atlantic  | 57 74           | 135          | H Fla. Atlantic  |  |
|                             |                 |                    |                      |                  |                         | 161                          | A East Tenn. St. | 50 74           | 161          | H East Tenn. St. |  |
|                             |                 |                    |                      |                  |                         | 178                          | N Georgetown     | 45 77           | 218          | A Gardner-Webb   |  |
|                             |                 |                    |                      |                  |                         | 218                          | H Gardner-Webb   | 52 51           | 252          | A Mercer         |  |
|                             |                 |                    |                      |                  |                         | 252                          | H Mercer         | 58 47           | 259          | A Campbell I     |  |
|                             |                 |                    |                      |                  |                         | 259                          | H Campbell I     | 61 52           | 260          | A North Fla.     |  |
|                             |                 |                    |                      |                  |                         | 260                          | H North Fla.     | 52 54           | 273          | A Stetson        |  |
|                             |                 |                    |                      |                  |                         | 273                          | H Stetson        | 54 37           | 298          | A Jacksonville   |  |
|                             |                 |                    |                      |                  |                         | 298                          | H Jacksonville   | 70 58           | 298          | H Jacksonville   |  |
|                             |                 |                    |                      |                  |                         | 309                          | H Memphis        | 74 76           | 325          | A Kennesaw St.   |  |
|                             |                 |                    |                      |                  |                         | 325                          | H Kennesaw St.   | 79 87           | 325          | H Kennesaw St.   |  |
|                             |                 |                    |                      |                  |                         | 332                          | H Savannah St.   | 78 60           |              |                  |  |
| <hr/>                       |                 |                    |                      |                  |                         |                              |                  |                 |              |                  |  |
| LAST 10 Division I GAMES:   |                 |                    |                      |                  |                         |                              |                  |                 |              |                  |  |
| 135                         | H Fla. Atlantic | 61 80              | 161                  | H East Tenn. St. | 59 85                   | 325                          | H Kennesaw St.   | 79 87           | 332          | H Savannah St.   |  |
| 125                         | H Bel mont      | 64 72              | 259                  | A Campbell I     | 43 58                   | 218                          | A Gardner-Webb   | 47 59           |              |                  |  |
| 260                         | A North Fla.    | 54 65              | 252                  | H Mercer         | 58 47                   |                              |                  |                 |              |                  |  |
| 298                         | A Jacksonville  | 46 78              | 273                  | H Stetson        | 54 37                   |                              |                  |                 |              |                  |  |
| 325                         | H Kennesaw St.  | 79 87              |                      |                  |                         |                              |                  |                 |              |                  |  |

Li pscomb

L  
i  
p  
s  
c  
o  
m  
bL  
i  
p  
s  
c  
o  
m  
b

|                   |        |          |           |         |             |               |      |      |       |           |
|-------------------|--------|----------|-----------|---------|-------------|---------------|------|------|-------|-----------|
| Average RPI Win:  | 222    | WON-LOST | WINNING   | LAST 10 | STRENGTH OF | OPP. STRENGTH | TEAM | ADJ. | CONF. | ADJ CONF. |
| Average RPI Loss: | 171    | RECORD   | PCT. RANK | GAMES   | SCHEDULE    | OF SCHEDULE   | RPI  | RPI  | RPI   | RPI       |
| DIV. I ONLY       | 18- 10 | 81       | 5- 5      | 237     | 265         | 128           | 128  | 28   | 28    |           |
| DIV. I NON-CONF.  | 8- 5   | 107      | 1- 0      | 119     | 222         | 99            | 98   | 25   | 25    |           |

|        |          |           |                |            |          |
|--------|----------|-----------|----------------|------------|----------|
| TOTALS | RPI 1-25 | RPI 26-50 | W-L RECORDS    | RPI 51-100 | RPI 100+ |
| 18- 10 | 0- 0     | 1- 1      | OVERALL        | 0- 1       | 17- 8    |
| 13- 2  | 0- 0     | 1- 0      | HOME           | 0- 0       | 12- 2    |
| 5- 7   | 0- 0     | 0- 1      | AWAY           | 0- 1       | 5- 5     |
| 0- 1   | 0- 0     | 0- 0      | NEUTRAL        | 0- 0       | 0- 1     |
| 8- 5   | 0- 0     | 1- 1      | NON-CONFERENCE | 0- 1       | 7- 3     |
| 7- 1   | 0- 0     | 1- 0      | HOME           | 0- 0       | 6- 1     |
| 1- 4   | 0- 0     | 0- 1      | AWAY           | 0- 1       | 1- 2     |
| 0- 0   | 0- 0     | 0- 0      | NEUTRAL        | 0- 0       | 0- 0     |
| 10- 5  | 0- 0     | 0- 0      | CONFERENCE     | 0- 0       | 10- 5    |
| 6- 1   | 0- 0     | 0- 0      | HOME           | 0- 0       | 6- 1     |
| 4- 3   | 0- 0     | 0- 0      | AWAY           | 0- 0       | 4- 3     |
| 0- 1   | 0- 0     | 0- 0      | NEUTRAL        | 0- 0       | 0- 1     |

| RPI 1-25 |   |          |       | RPI 26-50                 |   |                        |       | RPI 51-100 |   |                    |       | RPI 101+ |   |                     |        | Team's RPI: 128 |  |
|----------|---|----------|-------|---------------------------|---|------------------------|-------|------------|---|--------------------|-------|----------|---|---------------------|--------|-----------------|--|
| RPI      | S | Opponent | Score | RPI                       | S | Opponent               | Score | RPI        | S | Opponent           | Score | RPI      | S | Opponent            | Score  |                 |  |
|          |   |          |       | 26                        | A | TCU                    | 68 71 | 98         | A | Montana            | 57 58 | 118      | H | Richmond            | 59 51  |                 |  |
|          |   |          |       | 43                        | H | Southern Cal i forni a | 51 46 |            |   |                    |       | 123      | H | South Dakota St.    | 58 55  |                 |  |
|          |   |          |       |                           |   |                        |       |            |   |                    |       | 143      | H | Loyol a Marymount   | 72 81  |                 |  |
|          |   |          |       |                           |   |                        |       |            |   |                    |       | 149      | A | UC Santa Barb.      | 43 46  |                 |  |
|          |   |          |       |                           |   |                        |       |            |   |                    |       | 149      | H | UC Santa Barb.      | 58 52  |                 |  |
|          |   |          |       |                           |   |                        |       |            |   |                    |       | 167      | H | Southern U.         | 76 38  |                 |  |
|          |   |          |       |                           |   |                        |       |            |   |                    |       | 169      | A | Houston             | 57 66  |                 |  |
|          |   |          |       |                           |   |                        |       |            |   |                    |       | 170      | H | Pepperdi ne         | 81 75  |                 |  |
|          |   |          |       |                           |   |                        |       |            |   |                    |       | 171      | A | UC Ri versi de      | 78 90  |                 |  |
|          |   |          |       |                           |   |                        |       |            |   |                    |       | 171      | H | UC Ri versi de      | 62 59  |                 |  |
|          |   |          |       |                           |   |                        |       |            |   |                    |       | 171      | N | UC Ri versi de      | 49 57  |                 |  |
|          |   |          |       |                           |   |                        |       |            |   |                    |       | 232      | A | UC Davi s           | 64 67  |                 |  |
|          |   |          |       |                           |   |                        |       |            |   |                    |       | 232      | H | UC Davi s           | 78 62  |                 |  |
|          |   |          |       |                           |   |                        |       |            |   |                    |       | 255      | A | Cal Pol y           | 74 59  |                 |  |
|          |   |          |       |                           |   |                        |       |            |   |                    |       | 255      | H | Cal Pol y           | 78 58  |                 |  |
|          |   |          |       |                           |   |                        |       |            |   |                    |       | 265      | H | San Franci sco      | 58 52  |                 |  |
|          |   |          |       |                           |   |                        |       |            |   |                    |       | 272      | A | UC Irvi ne          | 67 65  |                 |  |
|          |   |          |       |                           |   |                        |       |            |   |                    |       | 272      | H | UC Irvi ne          | 79 50  |                 |  |
|          |   |          |       |                           |   |                        |       |            |   |                    |       | 276      | A | Cal St. Full erton  | 61 62  |                 |  |
|          |   |          |       |                           |   |                        |       |            |   |                    |       | 276      | H | Cal St. Full erton  | 64 59  |                 |  |
|          |   |          |       |                           |   |                        |       |            |   |                    |       | 279      | A | Cal St. Northri dge | 102 62 |                 |  |
|          |   |          |       |                           |   |                        |       |            |   |                    |       | 279      | H | Cal St. Northri dge | 62 77  |                 |  |
|          |   |          |       |                           |   |                        |       |            |   |                    |       | 311      | A | Montana St.         | 83 66  |                 |  |
|          |   |          |       |                           |   |                        |       |            |   |                    |       | 319      | A | Paci fi c           | 74 61  |                 |  |
|          |   |          |       |                           |   |                        |       |            |   |                    |       | 319      | H | Paci fi c           | 77 54  |                 |  |
|          |   |          |       | LAST 10 Div sion I GAMES: |   |                        |       |            |   |                    |       |          |   |                     |        |                 |  |
|          |   |          |       | 171                       | N | UC Ri versi de         | 49 57 | 255        | A | Cal Pol y          | 74 59 |          |   |                     |        |                 |  |
|          |   |          |       | 272                       | A | UC Irvi ne             | 67 65 | 319        | H | Paci fi c          | 77 54 |          |   |                     |        |                 |  |
|          |   |          |       | 232                       | H | UC Davi s              | 78 62 | 276        | A | Cal St. Full erton | 61 62 |          |   |                     |        |                 |  |
|          |   |          |       | 279                       | H | Cal St. Northri dge    | 62 77 | 171        | A | UC Ri versi de     | 78 90 |          |   |                     |        |                 |  |
|          |   |          |       | 149                       | A | UC Santa Barb.         | 43 46 | 272        | H | UC Irvi ne         | 79 50 |          |   |                     |        |                 |  |

Non-Di v I Games:

Long Beach St.

■ Loss, 
 ■ Non-Conf, 
 ■ S Site, 
 ■ Home 
 ■ Away 
 N Neutral

| Average RPI Win: 273  |          | WON-LOST                  | WINNING   | LAST 10           | STRENGTH OF | OPP. STRENGTH | TEAM         | ADJ.                | CONF.           | ADJ CONF.           |       |
|-----------------------|----------|---------------------------|-----------|-------------------|-------------|---------------|--------------|---------------------|-----------------|---------------------|-------|
| Average RPI Loss: 164 |          | RECORD                    | PCT. RANK | GAMES             | SCHEDULE    | OF SCHEDULE   | RPI          | RPI                 | RPI             | RPI                 |       |
| DIV. I ONLY           |          | 14- 15                    | 173       | 6- 4              | 267         |               | 305          | 219                 | 224             | 29                  | 29    |
| DIV. I NON-CONF.      |          | 2- 7                      | 284       | 0- 0              | 186         |               | 290          | 276                 | 278             | 29                  | 28    |
| TOTALS                |          | RPI 1-25                  | RPI 26-50 | W-L RECORDS       | RPI 51-100  |               | RPI 100+     |                     |                 |                     |       |
| 14- 15                |          | 0- 1                      | 0- 0      | OVERALL           | 1- 3        |               | 13- 11       |                     |                 |                     |       |
| 7- 7                  |          | 0- 0                      | 0- 0      | HOME              | 1- 0        |               | 6- 7         |                     |                 |                     |       |
| 6- 7                  |          | 0- 0                      | 0- 0      | AWAY              | 0- 3        |               | 6- 4         |                     |                 |                     |       |
| 1- 1                  |          | 0- 1                      | 0- 0      | NEUTRAL           | 0- 0        |               | 1- 0         |                     |                 |                     |       |
| 2- 7                  |          | 0- 1                      | 0- 0      | NON-CONFERENCE    | 0- 1        |               | 2- 5         |                     |                 |                     |       |
| 1- 4                  |          | 0- 0                      | 0- 0      | HOME              | 0- 0        |               | 1- 4         |                     |                 |                     |       |
| 0- 2                  |          | 0- 0                      | 0- 0      | AWAY              | 0- 1        |               | 0- 1         |                     |                 |                     |       |
| 1- 1                  |          | 0- 1                      | 0- 0      | NEUTRAL           | 0- 0        |               | 1- 0         |                     |                 |                     |       |
| 12- 8                 |          | 0- 0                      | 0- 0      | CONFERENCE        | 1- 2        |               | 11- 6        |                     |                 |                     |       |
| 6- 3                  |          | 0- 0                      | 0- 0      | HOME              | 1- 0        |               | 5- 3         |                     |                 |                     |       |
| 6- 5                  |          | 0- 0                      | 0- 0      | AWAY              | 0- 2        |               | 6- 3         |                     |                 |                     |       |
| 0- 0                  |          | 0- 0                      | 0- 0      | NEUTRAL           | 0- 0        |               | 0- 0         |                     |                 |                     |       |
| RPI 1-25              |          | RPI 26-50                 |           | RPI 51-100        |             | RPI 101+      |              | Team's RPI: 224     |                 |                     |       |
| RPI S                 | Opponent | Score                     | RPI S     | Opponent          | Score       | RPI S         | Opponent     | Score               | Team's RPI: 224 |                     |       |
| 14 N                  | Stanford | 28 69                     |           |                   |             | 79 A          | Boston U.    | 45 72               | 111 A           | Quinnipiac          | 68 75 |
|                       |          |                           |           |                   |             | 89 A          | Sacred Heart | 43 59               | 115 H           | Loyola (Md.)        | 75 84 |
|                       |          |                           |           |                   |             | 89 A          | Sacred Heart | 50 64               | 144 H           | Dayton              | 46 61 |
|                       |          |                           |           |                   |             | 89 H          | Sacred Heart | 68 63               | 158 A           | Robert Morris       | 51 68 |
|                       |          |                           |           |                   |             |               |              |                     | 158 H           | Robert Morris       | 51 59 |
|                       |          |                           |           |                   |             |               |              |                     | 203 A           | Mt. St. Mary's      | 64 59 |
|                       |          |                           |           |                   |             |               |              |                     | 203 H           | Mt. St. Mary's      | 58 69 |
|                       |          |                           |           |                   |             |               |              |                     | 219 A           | Monmouth            | 80 70 |
|                       |          |                           |           |                   |             |               |              |                     | 219 H           | Monmouth            | 56 65 |
|                       |          |                           |           |                   |             |               |              |                     | 249 A           | Navy                | 68 72 |
|                       |          |                           |           |                   |             |               |              |                     | 255 H           | Cal Poly            | 68 72 |
|                       |          |                           |           |                   |             |               |              |                     | 264 A           | Fairleigh Dickinson | 66 60 |
|                       |          |                           |           |                   |             |               |              |                     | 264 H           | Fairleigh Dickinson | 67 65 |
|                       |          |                           |           |                   |             |               |              |                     | 265 N           | San Francisco       | 61 46 |
|                       |          |                           |           |                   |             |               |              |                     | 274 A           | Central Conn. St.   | 49 50 |
|                       |          |                           |           |                   |             |               |              |                     | 274 H           | Central Conn. St.   | 67 60 |
|                       |          |                           |           |                   |             |               |              |                     | 303 H           | Lafayette           | 48 63 |
|                       |          |                           |           |                   |             |               |              |                     | 308 A           | St. Francis (Pa.)   | 65 50 |
|                       |          |                           |           |                   |             |               |              |                     | 308 H           | St. Francis (Pa.)   | 79 62 |
|                       |          |                           |           |                   |             |               |              |                     | 318 H           | Columbia            | 77 57 |
|                       |          |                           |           |                   |             |               |              |                     | 326 A           | St. Francis (N.Y.)  | 64 52 |
|                       |          |                           |           |                   |             |               |              |                     | 326 H           | St. Francis (N.Y.)  | 70 31 |
|                       |          |                           |           |                   |             |               |              |                     | 331 A           | Wagner              | 61 50 |
|                       |          |                           |           |                   |             |               |              |                     | 331 H           | Wagner              | 62 47 |
|                       |          | LAST 10 Division I GAMES: |           |                   |             |               |              |                     |                 |                     |       |
|                       |          |                           | 89 A      | Sacred Heart      | 50 64       |               | 308 H        | St. Francis (Pa.)   | 79 62           |                     |       |
|                       |          |                           | 219 A     | Monmouth          | 80 70       |               | 326 H        | St. Francis (N.Y.)  | 70 31           |                     |       |
|                       |          |                           | 274 A     | Central Conn. St. | 49 50       |               | 264 H        | Fairleigh Dickinson | 67 65           |                     |       |
|                       |          |                           | 331 A     | Wagner            | 61 50       |               | 203 A        | Mt. St. Mary's      | 64 59           |                     |       |
|                       |          |                           | 158 H     | Robert Morris     | 51 59       |               | 89 A         | Sacred Heart        | 43 59           |                     |       |

Non-Div I Games:

Long Island

Loss, 
Non-Conf, S Site, 
H Home
A Away 
N Neutral

| Through Games of 2000 Final |   |                  |                    |               |                      |                           |                    |                 |           |                 |                    |
|-----------------------------|---|------------------|--------------------|---------------|----------------------|---------------------------|--------------------|-----------------|-----------|-----------------|--------------------|
| Average RPI Win: 252        |   | WON-LOST RECORD  | WINNING PCT. RANK  | LAST 10 GAMES | STRENGTH OF SCHEDULE | OPP. STRENGTH OF SCHEDULE | TEAM RPI           | ADJ. RPI        | CONF. RPI | ADJ CONF. RPI   |                    |
| DIV. I ONLY                 |   | 7- 19            | 285                | 1- 7          | 149                  | 164                       | 261                | 258             | 31        | 31              |                    |
| DIV. I NON-CONF.            |   | 5- 18            | 287                | 0- 6          | 126                  | 193                       | 252                | 251             | 28        | 29              |                    |
| <hr/>                       |   |                  |                    |               |                      |                           |                    |                 |           |                 |                    |
| TOTALS                      |   | RPI 1-25         |                    | RPI 26-50     | W-L RECORDS          |                           | RPI 51-100         |                 | RPI 100+  |                 |                    |
| 7- 19                       |   | 0- 2             |                    | 0- 2          | OVERALL              |                           | 0- 5               |                 | 7- 10     |                 |                    |
| 4- 6                        |   | 0- 0             |                    | 0- 1          | HOME                 |                           | 0- 1               |                 | 4- 4      |                 |                    |
| 3- 11                       |   | 0- 2             |                    | 0- 1          | AWAY                 |                           | 0- 4               |                 | 3- 4      |                 |                    |
| 0- 2                        |   | 0- 0             |                    | 0- 0          | NEUTRAL              |                           | 0- 0               |                 | 0- 2      |                 |                    |
| 5- 18                       |   | 0- 2             |                    | 0- 2          | NON-CONFERENCE       |                           | 0- 5               |                 | 5- 9      |                 |                    |
| 3- 5                        |   | 0- 0             |                    | 0- 1          | HOME                 |                           | 0- 1               |                 | 3- 3      |                 |                    |
| 2- 11                       |   | 0- 2             |                    | 0- 1          | AWAY                 |                           | 0- 4               |                 | 2- 4      |                 |                    |
| 0- 2                        |   | 0- 0             |                    | 0- 0          | NEUTRAL              |                           | 0- 0               |                 | 0- 2      |                 |                    |
| 2- 1                        |   | 0- 0             |                    | 0- 0          | CONFERENCE           |                           | 0- 0               |                 | 2- 1      |                 |                    |
| 1- 1                        |   | 0- 0             |                    | 0- 0          | HOME                 |                           | 0- 0               |                 | 1- 1      |                 |                    |
| 1- 0                        |   | 0- 0             |                    | 0- 0          | AWAY                 |                           | 0- 0               |                 | 1- 0      |                 |                    |
| 0- 0                        |   | 0- 0             |                    | 0- 0          | NEUTRAL              |                           | 0- 0               |                 | 0- 0      |                 |                    |
| <hr/>                       |   |                  |                    |               |                      |                           |                    |                 |           |                 |                    |
| RPI 1-25                    |   | RPI 26-50        |                    | RPI 51-100    |                      | RPI 101+                  |                    | Team's RPI: 258 |           |                 |                    |
| RPI                         | S | Opponent         | Score              | RPI           | S                    | Opponent                  | Score              | RPI             | S         | Opponent        | Score              |
| 19                          | A | Vi rgi ni a Tech | 70 <span>89</span> | 36            | A                    | Vi rgi ni a               | 42 <span>93</span> | 55              | A         | James Madi son  | 60 <span>76</span> |
| 25                          | A | Boston Col lege  | 29 <span>85</span> | 49            | H                    | Li berty                  | 50 <span>77</span> | 75              | H         | Fl ori da Int'l | 55 <span>72</span> |
|                             |   |                  |                    |               |                      |                           |                    | 86              | A         | Georgi a Tech   | 41 <span>81</span> |
|                             |   |                  |                    |               |                      |                           |                    | 87              | A         | Hi gh Poi nt    | 68 <span>76</span> |
|                             |   |                  |                    |               |                      |                           |                    | 94              | A         | South Caroli na | 48 <span>99</span> |
|                             |   |                  |                    |               |                      |                           |                    |                 |           |                 |                    |
|                             |   |                  |                    |               |                      |                           |                    |                 |           |                 |                    |
|                             |   |                  |                    |               |                      |                           |                    |                 |           |                 |                    |
|                             |   |                  |                    |               |                      |                           |                    |                 |           |                 |                    |
|                             |   |                  |                    |               |                      |                           |                    |                 |           |                 |                    |
|                             |   |                  |                    |               |                      |                           |                    |                 |           |                 |                    |
|                             |   |                  |                    |               |                      |                           |                    |                 |           |                 |                    |
|                             |   |                  |                    |               |                      |                           |                    |                 |           |                 |                    |
|                             |   |                  |                    |               |                      |                           |                    |                 |           |                 |                    |
|                             |   |                  |                    |               |                      |                           |                    |                 |           |                 |                    |
|                             |   |                  |                    |               |                      |                           |                    |                 |           |                 |                    |
|                             |   |                  |                    |               |                      |                           |                    |                 |           |                 |                    |
|                             |   |                  |                    |               |                      |                           |                    |                 |           |                 |                    |
|                             |   |                  |                    |               |                      |                           |                    |                 |           |                 |                    |
|                             |   |                  |                    |               |                      |                           |                    |                 |           |                 |                    |
|                             |   |                  |                    |               |                      |                           |                    |                 |           |                 |                    |
|                             |   |                  |                    |               |                      |                           |                    |                 |           |                 |                    |
|                             |   |                  |                    |               |                      |                           |                    |                 |           |                 |                    |
|                             |   |                  |                    |               |                      |                           |                    |                 |           |                 |                    |
|                             |   |                  |                    |               |                      |                           |                    |                 |           |                 |                    |
|                             |   |                  |                    |               |                      |                           |                    |                 |           |                 |                    |
|                             |   |                  |                    |               |                      |                           |                    |                 |           |                 |                    |
|                             |   |                  |                    |               |                      |                           |                    |                 |           |                 |                    |
|                             |   |                  |                    |               |                      |                           |                    |                 |           |                 |                    |
|                             |   |                  |                    |               |                      |                           |                    |                 |           |                 |                    |
|                             |   |                  |                    |               |                      |                           |                    |                 |           |                 |                    |
|                             |   |                  |                    |               |                      |                           |                    |                 |           |                 |                    |
|                             |   |                  |                    |               |                      |                           |                    |                 |           |                 |                    |
|                             |   |                  |                    |               |                      |                           |                    |                 |           |                 |                    |
|                             |   |                  |                    |               |                      |                           |                    |                 |           |                 |                    |
|                             |   |                  |                    |               |                      |                           |                    |                 |           |                 |                    |
|                             |   |                  |                    |               |                      |                           |                    |                 |           |                 |                    |
|                             |   |                  |                    |               |                      |                           |                    |                 |           |                 |                    |
|                             |   |                  |                    |               |                      |                           |                    |                 |           |                 |                    |
|                             |   |                  |                    |               |                      |                           |                    |                 |           |                 |                    |
|                             |   |                  |                    |               |                      |                           |                    |                 |           |                 |                    |
|                             |   |                  |                    |               |                      |                           |                    |                 |           |                 |                    |
|                             |   |                  |                    |               |                      |                           |                    |                 |           |                 |                    |
|                             |   |                  |                    |               |                      |                           |                    |                 |           |                 |                    |
|                             |   |                  |                    |               |                      |                           |                    |                 |           |                 |                    |
|                             |   |                  |                    |               |                      |                           |                    |                 |           |                 |                    |
|                             |   |                  |                    |               |                      |                           |                    |                 |           |                 |                    |
|                             |   |                  |                    |               |                      |                           |                    |                 |           |                 |                    |
|                             |   |                  |                    |               |                      |                           |                    |                 |           |                 |                    |
|                             |   |                  |                    |               |                      |                           |                    |                 |           |                 |                    |
|                             |   |                  |                    |               |                      |                           |                    |                 |           |                 |                    |
|                             |   |                  |                    |               |                      |                           |                    |                 |           |                 |                    |
|                             |   |                  |                    |               |                      |                           |                    |                 |           |                 |                    |
|                             |   |                  |                    |               |                      |                           |                    |                 |           |                 |                    |
|                             |   |                  |                    |               |                      |                           |                    |                 |           |                 |                    |
|                             |   |                  |                    |               |                      |                           |                    |                 |           |                 |                    |
|                             |   |                  |                    |               |                      |                           |                    |                 |           |                 |                    |
|                             |   |                  |                    |               |                      |                           |                    |                 |           |                 |                    |
|                             |   |                  |                    |               |                      |                           |                    |                 |           |                 |                    |
|                             |   |                  |                    |               |                      |                           |                    |                 |           |                 |                    |
|                             |   |                  |                    |               |                      |                           |                    |                 |           |                 |                    |
|                             |   |                  |                    |               |                      |                           |                    |                 |           |                 |                    |
|                             |   |                  |                    |               |                      |                           |                    |                 |           |                 |                    |
|                             |   |                  |                    |               |                      |                           |                    |                 |           |                 |                    |
|                             |   |                  |                    |               |                      |                           |                    |                 |           |                 |                    |
|                             |   |                  |                    |               |                      |                           |                    |                 |           |                 |                    |
|                             |   |                  |                    |               |                      |                           |                    |                 |           |                 |                    |
|                             |   |                  |                    |               |                      |                           |                    |                 |           |                 |                    |
|                             |   |                  |                    |               |                      |                           |                    |                 |           |                 |                    |
|                             |   |                  |                    |               |                      |                           |                    |                 |           |                 |                    |
|                             |   |                  |                    |               |                      |                           |                    |                 |           |                 |                    |
|                             |   |                  |                    |               |                      |                           |                    |                 |           |                 |                    |
|                             |   |                  |                    |               |                      |                           |                    |                 |           |                 |                    |
|                             |   |                  |                    |               |                      |                           |                    |                 |           |                 |                    |
|                             |   |                  |                    |               |                      |                           |                    |                 |           |                 |                    |
|                             |   |                  |                    |               |                      |                           |                    |                 |           |                 |                    |
|                             |   |                  |                    |               |                      |                           |                    |                 |           |                 |                    |
|                             |   |                  |                    |               |                      |                           |                    |                 |           |                 |                    |
|                             |   |                  |                    |               |                      |                           |                    |                 |           |                 |                    |
|                             |   |                  |                    |               |                      |                           |                    |                 |           |                 |                    |
|                             |   |                  |                    |               |                      |                           |                    |                 |           |                 |                    |
|                             |   |                  |                    |               |                      |                           |                    |                 |           |                 |                    |
|                             |   |                  |                    |               |                      |                           |                    |                 |           |                 |                    |

Longwood

Non-Div I Games: Virginia Union 69 56 Southern Va. 85 42

Longwood

Loss, Non-Conf, S Site, H Home A Away N Neutral

| Average RPI Win: 182   |                        | WON-LOST       | WINNING                    | LAST 10                     | STRENGTH OF          | OPP. STRENGTH        | TEAM                 | ADJ.                 | CONF.                | ADJ CONF.            |
|------------------------|------------------------|----------------|----------------------------|-----------------------------|----------------------|----------------------|----------------------|----------------------|----------------------|----------------------|
| Average RPI Loss: 31   |                        | RECORD         | PCT. RANK                  | GAMES                       | SCHEDULE             | OF SCHEDULE          | RPI                  | RPI                  | RPI                  | RPI                  |
| DIV. I ONLY            | 26- 5                  | 13             | 9- 1                       | 113                         | 102                  | 41                   | 42                   | 15                   | 15                   |                      |
| DIV. I NON-CONF.       | 8- 4                   | 81             | 0- 1                       | 58                          | 16                   | 45                   | 45                   | 14                   | 14                   |                      |
| TOTALS                 | RPI 1-25               | RPI 26-50      | W-L RECORDS                | RPI 51-100                  | RPI 100+             |                      |                      |                      |                      |                      |
| 26- 5                  | 0- 2                   | 0- 2           | OVERALL                    | 5- 1                        | 21- 0                |                      |                      |                      |                      |                      |
| 13- 0                  | 0- 0                   | 0- 0           | HOME                       | 3- 0                        | 10- 0                |                      |                      |                      |                      |                      |
| 10- 4                  | 0- 2                   | 0- 1           | AWAY                       | 2- 1                        | 8- 0                 |                      |                      |                      |                      |                      |
| 3- 1                   | 0- 0                   | 0- 1           | NEUTRAL                    | 0- 0                        | 3- 0                 |                      |                      |                      |                      |                      |
| 8- 4                   | 0- 2                   | 0- 2           | NON-CONFERENCE             | 4- 0                        | 4- 0                 |                      |                      |                      |                      |                      |
| 5- 0                   | 0- 0                   | 0- 0           | HOME                       | 2- 0                        | 3- 0                 |                      |                      |                      |                      |                      |
| 2- 3                   | 0- 2                   | 0- 1           | AWAY                       | 2- 0                        | 0- 0                 |                      |                      |                      |                      |                      |
| 1- 1                   | 0- 0                   | 0- 1           | NEUTRAL                    | 0- 0                        | 1- 0                 |                      |                      |                      |                      |                      |
| 18- 1                  | 0- 0                   | 0- 0           | CONFERENCE                 | 1- 1                        | 17- 0                |                      |                      |                      |                      |                      |
| 8- 0                   | 0- 0                   | 0- 0           | HOME                       | 1- 0                        | 7- 0                 |                      |                      |                      |                      |                      |
| 8- 1                   | 0- 0                   | 0- 0           | AWAY                       | 0- 1                        | 8- 0                 |                      |                      |                      |                      |                      |
| 2- 0                   | 0- 0                   | 0- 0           | NEUTRAL                    | 0- 0                        | 2- 0                 |                      |                      |                      |                      |                      |
| RPI S Opponent Score   | RPI S Opponent Score   | Team's RPI: 42 | RPI S Opponent Score       | RPI S Opponent Score        | RPI S Opponent Score | RPI S Opponent Score | RPI S Opponent Score | RPI S Opponent Score | RPI S Opponent Score | RPI S Opponent Score |
| 2 A Tennessee 59 83    | 27 N Florida St. 71 80 |                | 60 H Iowa 95 91            | 101 A Hawaii 71 66          |                      |                      |                      |                      |                      |                      |
| 18 A Western Ky. 59 80 | 30 A Kansas St. 66 77  |                | 80 A Fresno St. 58 67      | 101 H Hawaii 91 52          |                      |                      |                      |                      |                      |                      |
|                        |                        |                | 80 H Fresno St. 70 61      | 113 N UTSA 75 67            |                      |                      |                      |                      |                      |                      |
|                        |                        |                | 81 A Arkansas St. 76 64    | 180 A San Jose St. 78 48    |                      |                      |                      |                      |                      |                      |
|                        |                        |                | 82 H Mississippi 84 71     | 180 H San Jose St. 74 51    |                      |                      |                      |                      |                      |                      |
|                        |                        |                | 84 A Rice 79 75            | 190 H Mississippi St. 52 41 |                      |                      |                      |                      |                      |                      |
|                        |                        |                |                            | 199 A Nevada 72 57          |                      |                      |                      |                      |                      |                      |
|                        |                        |                |                            | 199 A Nevada 69 60          |                      |                      |                      |                      |                      |                      |
|                        |                        |                |                            | 199 H Nevada 75 34          |                      |                      |                      |                      |                      |                      |
|                        |                        |                |                            | 202 A Boise St. 72 59       |                      |                      |                      |                      |                      |                      |
|                        |                        |                |                            | 202 H Boise St. 75 61       |                      |                      |                      |                      |                      |                      |
|                        |                        |                |                            | 205 A New Mexico St. 79 72  |                      |                      |                      |                      |                      |                      |
|                        |                        |                |                            | 205 H New Mexico St. 66 53  |                      |                      |                      |                      |                      |                      |
|                        |                        |                |                            | 205 N New Mexico St. 63 39  |                      |                      |                      |                      |                      |                      |
|                        |                        |                |                            | 234 A Idaho 55 40           |                      |                      |                      |                      |                      |                      |
|                        |                        |                |                            | 234 H Idaho 75 68           |                      |                      |                      |                      |                      |                      |
|                        |                        |                |                            | 234 N Idaho 80 57           |                      |                      |                      |                      |                      |                      |
|                        |                        |                |                            | 278 H Alcorn St. 77 44      |                      |                      |                      |                      |                      |                      |
|                        |                        |                |                            | 288 H Grambling 84 55       |                      |                      |                      |                      |                      |                      |
|                        |                        |                |                            | 302 A Utah St. 73 56        |                      |                      |                      |                      |                      |                      |
|                        |                        |                |                            | 302 H Utah St. 88 54        |                      |                      |                      |                      |                      |                      |
|                        |                        |                | LAST 10 Division I GAMES:  |                             |                      |                      |                      |                      |                      |                      |
|                        |                        |                | 27 N Florida St. 71 80     | 234 A Idaho 55 40           |                      |                      |                      |                      |                      |                      |
|                        |                        |                | 205 N New Mexico St. 63 39 | 205 H New Mexico St. 66 53  |                      |                      |                      |                      |                      |                      |
|                        |                        |                | 199 A Nevada 69 60         | 202 A Boise St. 72 59       |                      |                      |                      |                      |                      |                      |
|                        |                        |                | 234 N Idaho 80 57          | 180 A San Jose St. 78 48    |                      |                      |                      |                      |                      |                      |
|                        |                        |                | 101 H Hawaii 91 52         | 302 H Utah St. 88 54        |                      |                      |                      |                      |                      |                      |

Non-Div I Games:

Louisiana Tech

Loss, Non-Conf, S Site, H Home A Away N Neutral

Louisiana Tech

Louisiana Tech



| Average RPI Win: 140      |                 | WON-LOST  | WINNING        | LAST 10             | STRENGTH OF | OPP. STRENGTH  | TEAM            | ADJ.     | CONF. | ADJ CONF.           |       |
|---------------------------|-----------------|-----------|----------------|---------------------|-------------|----------------|-----------------|----------|-------|---------------------|-------|
| Average RPI Loss: 43      |                 | RECORD    | PCT. RANK      | GAMES               | SCHEDULE    | OF SCHEDULE    | RPI             | RPI      | RPI   | RPI                 |       |
| DIV. I ONLY               | 19- 10          | 74        | 6- 4           | 68                  | 35          | 56             | 53              | 4        | 4     |                     |       |
| DIV. I NON-CONF.          | 9- 3            | 47        | 0- 1           | 116                 | 41          | 58             | 58              | 5        | 6     |                     |       |
| <hr/>                     |                 |           |                |                     |             |                |                 |          |       |                     |       |
| TOTALS                    | RPI 1-25        | RPI 26-50 | W-L RECORDS    |                     | RPI 51-100  | RPI 100+       |                 |          |       |                     |       |
| 19- 10                    | 1- 4            | 4- 2      | OVERALL        |                     | 3- 4        | 11- 0          |                 |          |       |                     |       |
| 12- 1                     | 0- 1            | 4- 0      | HOME           |                     | 2- 0        | 6- 0           |                 |          |       |                     |       |
| 4- 7                      | 1- 3            | 0- 2      | AWAY           |                     | 1- 2        | 2- 0           |                 |          |       |                     |       |
| 3- 2                      | 0- 0            | 0- 0      | NEUTRAL        |                     | 0- 2        | 3- 0           |                 |          |       |                     |       |
| 9- 3                      | 1- 1            | 0- 1      | NON-CONFERENCE |                     | 2- 1        | 6- 0           |                 |          |       |                     |       |
| 5- 0                      | 0- 0            | 0- 0      | HOME           |                     | 2- 0        | 3- 0           |                 |          |       |                     |       |
| 1- 2                      | 1- 1            | 0- 1      | AWAY           |                     | 0- 0        | 0- 0           |                 |          |       |                     |       |
| 3- 1                      | 0- 0            | 0- 0      | NEUTRAL        |                     | 0- 1        | 3- 0           |                 |          |       |                     |       |
| 10- 7                     | 0- 3            | 4- 1      | CONFERENCE     |                     | 1- 3        | 5- 0           |                 |          |       |                     |       |
| 7- 1                      | 0- 1            | 4- 0      | HOME           |                     | 0- 0        | 3- 0           |                 |          |       |                     |       |
| 3- 5                      | 0- 2            | 0- 1      | AWAY           |                     | 1- 2        | 2- 0           |                 |          |       |                     |       |
| 0- 1                      | 0- 0            | 0- 0      | NEUTRAL        |                     | 0- 1        | 0- 0           |                 |          |       |                     |       |
| <hr/>                     |                 |           |                |                     |             |                |                 |          |       |                     |       |
| RPI 1-25                  |                 | RPI 26-50 |                | RPI 51-100          |             | Team's RPI: 53 |                 | RPI 101+ |       |                     |       |
| RPI S                     | Opponent        | Score     | RPI S          | Opponent            | Score       | RPI S          | Opponent        | Score    | RPI S | Opponent            | Score |
| 5                         | H Connecticut   | 68 75     | 31             | A St. John's (N.Y.) | 63 79       | 51             | H Xavier        | 78 64    | 147   | N Western Mi ch.    | 73 50 |
| 9                         | A Rutgers       | 55 80     | 35             | A Vanderbilt        | 64 76       | 54             | H Indiana       | 72 67    | 149   | H UC Santa Barb.    | 76 56 |
| 13                        | A DePaul        | 44 48     | 37             | H Notre Dame        | 61 51       | 56             | A Pittsburgh    | 71 63    | 178   | H Georgetown        | 89 68 |
| 18                        | A Western Ky.   | 61 71     | 40             | H Villanova         | 63 57       | 64             | N Texas Tech    | 57 68    | 179   | A Syracuse          | 90 73 |
| 24                        | A Kentucky      | 64 55     | 48             | H Marquette         | 70 58       | 74             | A Cincinnati    | 65 76    | 179   | H Syracuse          | 64 48 |
|                           |                 |           | 50             | H South Fla.        | 65 56       | 92             | A West Virginia | 73 99    | 196   | A Seton Hall        | 65 45 |
|                           |                 |           |                |                     |             | 92             | N West Virginia | 45 54    | 228   | H Providence        | 75 64 |
|                           |                 |           |                |                     |             |                |                 |          | 244   | H Northern Colo.    | 66 57 |
|                           |                 |           |                |                     |             |                |                 |          | 245   | N Ga. Southern      | 88 44 |
|                           |                 |           |                |                     |             |                |                 |          | 250   | N Eastern Ky.       | 75 45 |
|                           |                 |           |                |                     |             |                |                 |          | 308   | H St. Francis (Pa.) | 90 49 |
| <hr/>                     |                 |           |                |                     |             |                |                 |          |       |                     |       |
| LAST 10 Division I GAMES: |                 |           |                |                     |             |                |                 |          |       |                     |       |
| 35                        | A Vanderbilt    | 64 76     | 74             | A Cincinnati        | 65 76       |                |                 |          |       |                     |       |
| 92                        | N West Virginia | 45 54     | 31             | A St. John's (N.Y.) | 63 79       |                |                 |          |       |                     |       |
| 228                       | H Providence    | 75 64     | 179            | H Syracuse          | 64 48       |                |                 |          |       |                     |       |
| 196                       | A Seton Hall    | 65 45     | 56             | A Pittsburgh        | 71 63       |                |                 |          |       |                     |       |
| 50                        | H South Fla.    | 65 56     | 48             | H Marquette         | 70 58       |                |                 |          |       |                     |       |

Non-Div I Games:

Louisville

Loss, Non-Conf, S Site, H Home A Away N Neutral

Louisville

Louisville

|                           |          |                 |                   |                 |                      |                           |                 |                  |           |                       |
|---------------------------|----------|-----------------|-------------------|-----------------|----------------------|---------------------------|-----------------|------------------|-----------|-----------------------|
| Average RPI Win: 287      |          | WON-LOST RECORD | WINNING PCT. RANK | LAST 10 GAMES   | STRENGTH OF SCHEDULE | OPP. STRENGTH OF SCHEDULE | TEAM RPI        | ADJ. RPI         | CONF. RPI | ADJ CONF. RPI         |
| Average RPI Loss: 164     |          |                 |                   |                 |                      |                           |                 |                  |           |                       |
| DIV. I ONLY               |          | 4- 24           | 317               | 1- 9            | 196                  | 271                       | 307             | 307              | 23        | 23                    |
| DIV. I NON-CONF.          |          | 0- 10           | 322               | 0- 0            | 89                   | 236                       | 296             | 295              | 20        | 20                    |
| <hr/>                     |          |                 |                   |                 |                      |                           |                 |                  |           |                       |
| TOTALS                    |          | RPI 1-25        |                   | RPI 26-50       | W-L RECORDS          |                           | RPI 51-100      |                  | RPI 100+  |                       |
| 4- 24                     |          | 0- 1            |                   | 0- 1            | OVERALL              |                           | 0- 3            |                  | 4- 19     |                       |
| 4- 11                     |          | 0- 1            |                   | 0- 1            | HOME                 |                           | 0- 1            |                  | 4- 8      |                       |
| 0- 11                     |          | 0- 0            |                   | 0- 0            | AWAY                 |                           | 0- 2            |                  | 0- 9      |                       |
| 0- 2                      |          | 0- 0            |                   | 0- 0            | NEUTRAL              |                           | 0- 0            |                  | 0- 2      |                       |
| 0- 10                     |          | 0- 1            |                   | 0- 1            | NON-CONFERENCE       |                           | 0- 0            |                  | 0- 8      |                       |
| 0- 6                      |          | 0- 1            |                   | 0- 1            | HOME                 |                           | 0- 0            |                  | 0- 4      |                       |
| 0- 2                      |          | 0- 0            |                   | 0- 0            | AWAY                 |                           | 0- 0            |                  | 0- 2      |                       |
| 0- 2                      |          | 0- 0            |                   | 0- 0            | NEUTRAL              |                           | 0- 0            |                  | 0- 2      |                       |
| 4- 14                     |          | 0- 0            |                   | 0- 0            | CONFERENCE           |                           | 0- 3            |                  | 4- 11     |                       |
| 4- 5                      |          | 0- 0            |                   | 0- 0            | HOME                 |                           | 0- 1            |                  | 4- 4      |                       |
| 0- 9                      |          | 0- 0            |                   | 0- 0            | AWAY                 |                           | 0- 2            |                  | 0- 7      |                       |
| 0- 0                      |          | 0- 0            |                   | 0- 0            | NEUTRAL              |                           | 0- 0            |                  | 0- 0      |                       |
| <hr/>                     |          |                 |                   |                 |                      |                           |                 |                  |           |                       |
| RPI 1-25                  |          | RPI 26-50       |                   | RPI 51-100      |                      | RPI 101+                  |                 | Team's RPI : 307 |           |                       |
| RPI S                     | Opponent | Score           | RPI S             | Opponent        | Score                | RPI S                     | Opponent        | Score            |           |                       |
| 13 H                      | DePaul   | 48 96           | 47 H              | Indiana St.     | 80 93                | 83 A                      | Wis. -Milwaukee | 58 67            | 102 A     | Wis. -Green Bay 42 92 |
|                           |          |                 |                   |                 |                      | 83 A                      | Wis. -Milwaukee | 56 76            | 102 H     | Wis. -Green Bay 69 96 |
|                           |          |                 |                   |                 |                      | 83 H                      | Wis. -Milwaukee | 66 78            | 132 H     | Illinois 39 79        |
|                           |          |                 |                   |                 |                      |                           |                 |                  | 144 H     | Dayton 57 80          |
|                           |          |                 |                   |                 |                      |                           |                 |                  | 158 N     | Robert Morris 57 66   |
|                           |          |                 |                   |                 |                      |                           |                 |                  | 159 A     | Valparaiso 50 83      |
|                           |          |                 |                   |                 |                      |                           |                 |                  | 176 N     | UMBC 55 67            |
|                           |          |                 |                   |                 |                      |                           |                 |                  | 181 A     | Illinois St. 56 82    |
|                           |          |                 |                   |                 |                      |                           |                 |                  | 192 A     | Ill. -Chicago 51 73   |
|                           |          |                 |                   |                 |                      |                           |                 |                  | 192 H     | Ill. -Chicago 66 79   |
|                           |          |                 |                   |                 |                      |                           |                 |                  | 193 A     | Butler 72 85          |
|                           |          |                 |                   |                 |                      |                           |                 |                  | 193 H     | Butler 69 82          |
|                           |          |                 |                   |                 |                      |                           |                 |                  | 195 A     | Detroit 73 88         |
|                           |          |                 |                   |                 |                      |                           |                 |                  | 195 H     | Detroit 57 78         |
|                           |          |                 |                   |                 |                      |                           |                 |                  | 226 A     | Wright St. 55 80      |
|                           |          |                 |                   |                 |                      |                           |                 |                  | 226 H     | Wright St. 85 77      |
|                           |          |                 |                   |                 |                      |                           |                 |                  | 230 H     | Bradley 50 61         |
|                           |          |                 |                   |                 |                      |                           |                 |                  | 261 H     | Chicago St. 50 68     |
|                           |          |                 |                   |                 |                      |                           |                 |                  | 275 A     | Youngstown St. 54 60  |
|                           |          |                 |                   |                 |                      |                           |                 |                  | 275 H     | Youngstown St. 75 65  |
|                           |          |                 |                   |                 |                      |                           |                 |                  | 324 A     | Cleveland St. 62 71   |
|                           |          |                 |                   |                 |                      |                           |                 |                  | 324 H     | Cleveland St. 73 65   |
|                           |          |                 |                   |                 |                      |                           |                 |                  | 324 H     | Cleveland St. 85 82   |
| <hr/>                     |          |                 |                   |                 |                      |                           |                 |                  |           |                       |
| LAST 10 Division I GAMES: |          |                 |                   |                 |                      |                           |                 |                  |           |                       |
|                           |          |                 | 83 A              | Wis. -Milwaukee | 56 76                | 193 H                     | Butler          | 69 82            |           |                       |
|                           |          |                 | 324 H             | Cleveland St.   | 85 82                | 102 A                     | Wis. -Green Bay | 42 92            |           |                       |
|                           |          |                 | 83 H              | Wis. -Milwaukee | 66 78                | 83 A                      | Wis. -Milwaukee | 58 67            |           |                       |
|                           |          |                 | 275 A             | Youngstown St.  | 54 60                | 192 H                     | Ill. -Chicago   | 66 79            |           |                       |
|                           |          |                 | 324 A             | Cleveland St.   | 62 71                | 195 H                     | Detroit         | 57 78            |           |                       |

Loyola (Ill.)

Non-Div I Games: Northern Ky. 55 74

Loyola (Ill.)

|                   |     |          |           |         |             |               |      |      |       |           |
|-------------------|-----|----------|-----------|---------|-------------|---------------|------|------|-------|-----------|
| Average RPI Win:  | 221 | WON-LOST | WINNING   | LAST 10 | STRENGTH OF | OPP. STRENGTH | TEAM | ADJ. | CONF. | ADJ CONF. |
| Average RPI Loss: | 128 | RECORD   | PCT. RANK | GAMES   | SCHEDULE    | OF SCHEDULE   | RPI  | RPI  | RPI   | RPI       |

|                  |        |     |      |     |     |     |     |    |    |
|------------------|--------|-----|------|-----|-----|-----|-----|----|----|
| DIV. I ONLY      | 20- 10 | 64  | 7- 3 | 224 | 223 | 114 | 115 | 19 | 19 |
| DIV. I NON-CONF. | 5- 4   | 123 | 0- 0 | 213 | 162 | 159 | 159 | 18 | 18 |

|        |          |           |                |            |          |
|--------|----------|-----------|----------------|------------|----------|
| TOTALS | RPI 1-25 | RPI 26-50 | W-L RECORDS    | RPI 51-100 | RPI 100+ |
| 20- 10 | 0- 0     | 0- 2      | OVERALL        | 1- 3       | 19- 5    |
| 10- 2  | 0- 0     | 0- 0      | HOME           | 1- 0       | 9- 2     |
| 8- 6   | 0- 0     | 0- 2      | AWAY           | 0- 1       | 8- 3     |
| 2- 2   | 0- 0     | 0- 0      | NEUTRAL        | 0- 2       | 2- 0     |
| 5- 4   | 0- 0     | 0- 2      | NON-CONFERENCE | 0- 1       | 5- 1     |
| 2- 1   | 0- 0     | 0- 0      | HOME           | 0- 0       | 2- 1     |
| 3- 2   | 0- 0     | 0- 2      | AWAY           | 0- 0       | 3- 0     |
| 0- 1   | 0- 0     | 0- 0      | NEUTRAL        | 0- 1       | 0- 0     |
| 15- 6  | 0- 0     | 0- 0      | CONFERENCE     | 1- 2       | 14- 4    |
| 8- 1   | 0- 0     | 0- 0      | HOME           | 1- 0       | 7- 1     |
| 5- 4   | 0- 0     | 0- 0      | AWAY           | 0- 1       | 5- 3     |
| 2- 1   | 0- 0     | 0- 0      | NEUTRAL        | 0- 1       | 2- 0     |

| RPI 1-25                  |   |          |       | RPI 26-50         |   |           |       | RPI 51-100 |   |                   |       | RPI 101+ Team's RPI: 115 |   |          |       |
|---------------------------|---|----------|-------|-------------------|---|-----------|-------|------------|---|-------------------|-------|--------------------------|---|----------|-------|
| RPI                       | S | Opponent | Score | RPI               | S | Opponent  | Score | RPI        | S | Opponent          | Score | RPI                      | S | Opponent | Score |
| 28                        | A | Hartford | 52 59 | 71                | A | Marist    | 56 65 | 114        | A | Iona              | 65 63 |                          |   |          |       |
| 49                        | A | Liberty  | 63 70 | 71                | H | Marist    | 62 59 | 114        | H | Iona              | 77 69 |                          |   |          |       |
|                           |   |          |       | 71                | N | Marist    | 57 68 | 129        | A | Canisius          | 81 87 |                          |   |          |       |
|                           |   |          |       | 85                | N | Auburn    | 54 76 | 129        | H | Canisius          | 71 53 |                          |   |          |       |
|                           |   |          |       |                   |   |           |       | 129        | N | Canisius          | 76 66 |                          |   |          |       |
|                           |   |          |       |                   |   |           |       | 163        | H | Va. Commonwealth  | 62 65 |                          |   |          |       |
|                           |   |          |       |                   |   |           |       | 215        | A | St. Peter's       | 57 60 |                          |   |          |       |
|                           |   |          |       |                   |   |           |       | 215        | H | St. Peter's       | 69 54 |                          |   |          |       |
|                           |   |          |       |                   |   |           |       | 216        | A | Manhattan         | 55 47 |                          |   |          |       |
|                           |   |          |       |                   |   |           |       | 216        | H | Manhattan         | 72 68 |                          |   |          |       |
|                           |   |          |       |                   |   |           |       | 216        | N | Manhattan         | 66 57 |                          |   |          |       |
|                           |   |          |       |                   |   |           |       | 224        | A | Long Island       | 84 75 |                          |   |          |       |
|                           |   |          |       |                   |   |           |       | 225        | A | Towson            | 70 62 |                          |   |          |       |
|                           |   |          |       |                   |   |           |       | 229        | A | Siena             | 60 63 |                          |   |          |       |
|                           |   |          |       |                   |   |           |       | 229        | H | Siena             | 74 59 |                          |   |          |       |
|                           |   |          |       |                   |   |           |       | 236        | H | Howard            | 83 65 |                          |   |          |       |
|                           |   |          |       |                   |   |           |       | 238        | A | Fairfield         | 78 72 |                          |   |          |       |
|                           |   |          |       |                   |   |           |       | 238        | H | Fairfield         | 71 76 |                          |   |          |       |
|                           |   |          |       |                   |   |           |       | 271        | A | San Diego St.     | 52 43 |                          |   |          |       |
|                           |   |          |       |                   |   |           |       | 308        | H | St. Francis (Pa.) | 69 57 |                          |   |          |       |
|                           |   |          |       |                   |   |           |       | 315        | A | Rider             | 63 47 |                          |   |          |       |
|                           |   |          |       |                   |   |           |       | 315        | H | Rider             | 60 40 |                          |   |          |       |
|                           |   |          |       |                   |   |           |       | 322        | A | Niagara           | 62 58 |                          |   |          |       |
|                           |   |          |       |                   |   |           |       | 322        | H | Niagara           | 76 44 |                          |   |          |       |
| LAST 10 Division I GAMES: |   |          |       | Division I GAMES: |   |           |       |            |   |                   |       |                          |   |          |       |
|                           |   |          |       | 71                | N | Marist    | 57 68 | 71         | H | Marist            | 62 59 |                          |   |          |       |
|                           |   |          |       | 129               | N | Canisius  | 76 66 | 216        | A | Manhattan         | 55 47 |                          |   |          |       |
|                           |   |          |       | 216               | N | Manhattan | 66 57 | 229        | A | Siena             | 60 63 |                          |   |          |       |
|                           |   |          |       | 238               | A | Fairfield | 78 72 | 315        | H | Rider             | 60 40 |                          |   |          |       |
|                           |   |          |       | 322               | H | Niagara   | 76 44 | 129        | A | Canisius          | 81 87 |                          |   |          |       |

Non-Di v I Games:

Loyol a (Md.)

■ Loss, 
 ■ Non-Conf, S Site, 
 ■ Home 
 ■ Away 
 N Neutral

|                                  |            |                 |                   |                             |                            |                           |             |          |                  |                        |
|----------------------------------|------------|-----------------|-------------------|-----------------------------|----------------------------|---------------------------|-------------|----------|------------------|------------------------|
| Loyola Marymount                 |            |                 |                   | Through Games Of 2008 Final |                            |                           |             |          |                  |                        |
| Average RPI Win:                 | 232        | WON-LOST RECORD | WINNING PCT. RANK | LAST 10 GAMES               | STRENGTH OF SCHEDULE       | OPP. STRENGTH OF SCHEDULE | TEAM RPI    | ADJ. RPI | CONF. RPI        | ADJ CONF. RPI          |
| DIV. I ONLY                      | 17- 12     | 110             | 6- 4              | 198                         | 194                        | 143                       | 143         | 24       | 24               |                        |
| DIV. I NON-CONF.                 | 6- 7       | 159             | 0- 0              | 81                          | 98                         | 117                       | 117         | 21       | 21               |                        |
| <hr/>                            |            |                 |                   |                             |                            |                           |             |          |                  |                        |
| TOTALS                           | RPI 1-25   |                 | RPI 26-50         | W-L RECORDS                 |                            | RPI 51-100                |             | RPI 100+ |                  |                        |
| 17- 12                           | 0- 2       |                 | 0- 1              | OVERALL                     |                            | 1- 2                      |             | 16- 7    |                  |                        |
| 7- 6                             | 0- 1       |                 | 0- 1              | HOME                        |                            | 0- 2                      |             | 7- 2     |                  |                        |
| 8- 5                             | 0- 1       |                 | 0- 0              | AWAY                        |                            | 1- 0                      |             | 7- 4     |                  |                        |
| 2- 1                             | 0- 0       |                 | 0- 0              | NEUTRAL                     |                            | 0- 0                      |             | 2- 1     |                  |                        |
| 6- 7                             | 0- 2       |                 | 0- 1              | NON-CONFERENCE              |                            | 1- 2                      |             | 5- 2     |                  |                        |
| 2- 4                             | 0- 1       |                 | 0- 1              | HOME                        |                            | 0- 2                      |             | 2- 0     |                  |                        |
| 3- 3                             | 0- 1       |                 | 0- 0              | AWAY                        |                            | 1- 0                      |             | 2- 2     |                  |                        |
| 1- 0                             | 0- 0       |                 | 0- 0              | NEUTRAL                     |                            | 0- 0                      |             | 1- 0     |                  |                        |
| 11- 5                            | 0- 0       |                 | 0- 0              | CONFERENCE                  |                            | 0- 0                      |             | 11- 5    |                  |                        |
| 5- 2                             | 0- 0       |                 | 0- 0              | HOME                        |                            | 0- 0                      |             | 5- 2     |                  |                        |
| 5- 2                             | 0- 0       |                 | 0- 0              | AWAY                        |                            | 0- 0                      |             | 5- 2     |                  |                        |
| 1- 1                             | 0- 0       |                 | 0- 0              | NEUTRAL                     |                            | 0- 0                      |             | 1- 1     |                  |                        |
| <hr/>                            |            |                 |                   |                             |                            |                           |             |          |                  |                        |
| RPI 1-25                         |            | RPI 26-50       |                   |                             | RPI 51-100                 |                           | RPI 101+    |          | Team's RPI : 143 |                        |
| RPI S                            | Opponent   | Score           | RPI S             | Opponent                    | Score                      | RPI S                     | Opponent    | Score    | RPI S            | Opponent               |
| 12                               | H Georgi a | 58 89           | 43                | H Southern                  | 53 59                      | 57                        | H Charlotte | 74 82    | 128              | A Long Beach St.       |
| 15                               | A Utah     | 47 63           |                   | Cal i forn i a              |                            | 77                        | A Dartmouth | 55 46    | 149              | H UC Santa Barb.       |
|                                  |            |                 |                   |                             |                            | 84                        | H Ri ce     | 65 80    | 153              | A Santa Clara          |
|                                  |            |                 |                   |                             |                            |                           |             |          | 153              | H Santa Clara          |
|                                  |            |                 |                   |                             |                            |                           |             |          | 166              | A Ari zona             |
|                                  |            |                 |                   |                             |                            |                           |             |          | 168              | A Gonzaga              |
|                                  |            |                 |                   |                             |                            |                           |             |          | 168              | H Gonzaga              |
|                                  |            |                 |                   |                             |                            |                           |             |          | 170              | A Pepperdi ne          |
|                                  |            |                 |                   |                             |                            |                           |             |          | 170              | H Pepperdi ne          |
|                                  |            |                 |                   |                             |                            |                           |             |          | 170              | N Pepperdi ne          |
|                                  |            |                 |                   |                             |                            |                           |             |          | 184              | A Weber St.            |
|                                  |            |                 |                   |                             |                            |                           |             |          | 253              | A St. Mary' s (Cal . ) |
|                                  |            |                 |                   |                             |                            |                           |             |          | 253              | H St. Mary' s (Cal . ) |
|                                  |            |                 |                   |                             |                            |                           |             |          | 255              | H Cal Poly             |
|                                  |            |                 |                   |                             |                            |                           |             |          | 265              | A San Franci sco       |
|                                  |            |                 |                   |                             |                            |                           |             |          | 265              | H San Franci sco       |
|                                  |            |                 |                   |                             |                            |                           |             |          | 272              | A UC Irvi ne           |
|                                  |            |                 |                   |                             |                            |                           |             |          | 284              | A San Di ego           |
|                                  |            |                 |                   |                             |                            |                           |             |          | 284              | H San Di ego           |
|                                  |            |                 |                   |                             |                            |                           |             |          | 284              | N San Di ego           |
|                                  |            |                 |                   |                             |                            |                           |             |          | 303              | N Lafayette            |
|                                  |            |                 |                   |                             |                            |                           |             |          | 321              | A Portl and            |
|                                  |            |                 |                   |                             |                            |                           |             |          | 321              | H Portl and            |
| <hr/>                            |            |                 |                   |                             |                            |                           |             |          |                  |                        |
| LAST 10 Div                      |            |                 |                   |                             | si on I GAMES:             |                           |             |          |                  |                        |
| 170 N Pepperdi ne 58 59          |            |                 |                   |                             | 168 A Gonzaga 43 53        |                           |             |          |                  |                        |
| 284 N San Di ego 61 56           |            |                 |                   |                             | 170 H Pepperdi ne 47 53    |                           |             |          |                  |                        |
| 253 H St. Mary' s (Cal . ) 58 66 |            |                 |                   |                             | 284 H San Di ego 61 58     |                           |             |          |                  |                        |
| 153 H Santa Clara 89 74          |            |                 |                   |                             | 265 H San Franci sco 63 56 |                           |             |          |                  |                        |
| 321 A Portl and 66 58            |            |                 |                   |                             | 170 A Pepperdi ne 50 48    |                           |             |          |                  |                        |

### Non-Div I Games:

Loyola Marymount

Loss, Non-Conf, S Site, H Home A Away N Neutral

|                             |                      |                 |       |                    |       |                |                      |                      |       |                           |       |          |  |          |  |           |  |               |  |
|-----------------------------|----------------------|-----------------|-------|--------------------|-------|----------------|----------------------|----------------------|-------|---------------------------|-------|----------|--|----------|--|-----------|--|---------------|--|
| Through Games of 2008 Final |                      |                 |       |                    |       |                |                      |                      |       |                           |       |          |  |          |  |           |  |               |  |
| Average RPI Win: 237        |                      | WON-LOST RECORD |       | WINNING PCT. RANK  |       | LAST 10 GAMES  |                      | STRENGTH OF SCHEDULE |       | OPP. STRENGTH OF SCHEDULE |       | TEAM RPI |  | ADJ. RPI |  | CONF. RPI |  | ADJ CONF. RPI |  |
| Average RPI Loss: 114       |                      |                 |       |                    |       |                |                      |                      |       |                           |       |          |  |          |  |           |  |               |  |
| DIV. I ONLY                 |                      | 10- 19          |       | 244                |       | 4- 6           |                      | 165                  |       | 125                       |       | 220      |  | 221      |  | 10        |  | 11            |  |
| DIV. I NON-CONF.            |                      | 4- 7            |       | 221                |       | 0- 0           |                      | 296                  |       | 165                       |       | 269      |  | 270      |  | 12        |  | 13            |  |
| TOTALS                      |                      | RPI 1-25        |       | RPI 26-50          |       | W-L RECORDS    |                      | RPI 51-100           |       | RPI 100+                  |       |          |  |          |  |           |  |               |  |
| 10- 19                      |                      | 0- 0            |       | 0- 6               |       | OVERALL        |                      | 1- 3                 |       | 9- 10                     |       |          |  |          |  |           |  |               |  |
| 5- 6                        |                      | 0- 0            |       | 0- 2               |       | HOME           |                      | 1- 1                 |       | 4- 3                      |       |          |  |          |  |           |  |               |  |
| 2- 12                       |                      | 0- 0            |       | 0- 4               |       | AWAY           |                      | 0- 1                 |       | 2- 7                      |       |          |  |          |  |           |  |               |  |
| 3- 1                        |                      | 0- 0            |       | 0- 0               |       | NEUTRAL        |                      | 0- 1                 |       | 3- 0                      |       |          |  |          |  |           |  |               |  |
| 4- 7                        |                      | 0- 0            |       | 0- 1               |       | NON-CONFERENCE |                      | 0- 2                 |       | 4- 4                      |       |          |  |          |  |           |  |               |  |
| 1- 2                        |                      | 0- 0            |       | 0- 0               |       | HOME           |                      | 0- 1                 |       | 1- 1                      |       |          |  |          |  |           |  |               |  |
| 1- 4                        |                      | 0- 0            |       | 0- 1               |       | AWAY           |                      | 0- 0                 |       | 1- 3                      |       |          |  |          |  |           |  |               |  |
| 2- 1                        |                      | 0- 0            |       | 0- 0               |       | NEUTRAL        |                      | 0- 1                 |       | 2- 0                      |       |          |  |          |  |           |  |               |  |
| 6- 12                       |                      | 0- 0            |       | 0- 5               |       | CONFERENCE     |                      | 1- 1                 |       | 5- 6                      |       |          |  |          |  |           |  |               |  |
| 4- 4                        |                      | 0- 0            |       | 0- 2               |       | HOME           |                      | 1- 0                 |       | 3- 2                      |       |          |  |          |  |           |  |               |  |
| 1- 8                        |                      | 0- 0            |       | 0- 3               |       | AWAY           |                      | 0- 1                 |       | 1- 4                      |       |          |  |          |  |           |  |               |  |
| 1- 0                        |                      | 0- 0            |       | 0- 0               |       | NEUTRAL        |                      | 0- 0                 |       | 1- 0                      |       |          |  |          |  |           |  |               |  |
| RPI 1-25                    |                      | RPI 26-50       |       | RPI 51-100         |       | RPI 101+       |                      | Team's RPI: 221      |       |                           |       |          |  |          |  |           |  |               |  |
| RPI S                       | Opponent             | Score           | RPI S | Opponent           | Score | RPI S          | Opponent             | Score                | RPI S | Opponent                  | Score |          |  |          |  |           |  |               |  |
| 28                          | A Hartford           | 41 65           | 77    | H Dartmouth        | 63 70 | 112            | A Bi nghamton        | 64 69                |       |                           |       |          |  |          |  |           |  |               |  |
| 28                          | A Hartford           | 35 58           | 79    | A Boston U.        | 61 80 | 112            | H Bi nghamton        | 56 66                |       |                           |       |          |  |          |  |           |  |               |  |
| 28                          | H Hartford           | 55 73           | 79    | H Boston U.        | 69 66 | 136            | A Brown              | 46 55                |       |                           |       |          |  |          |  |           |  |               |  |
| 29                          | A George Washi ngton | 47 57           | 82    | N Mi ssi ssi ppi   | 52 72 | 150            | N Hol y Cross        | 77 67                |       |                           |       |          |  |          |  |           |  |               |  |
| 46                          | A Stony Brook        | 49 65           |       |                    |       | 160            | A New Hampshi re     | 59 63                |       |                           |       |          |  |          |  |           |  |               |  |
| 46                          | H Stony Brook        | 70 84           |       |                    |       | 160            | H New Hampshi re     | 69 58                |       |                           |       |          |  |          |  |           |  |               |  |
|                             |                      |                 |       |                    |       | 176            | A UMBC               | 47 60                |       |                           |       |          |  |          |  |           |  |               |  |
|                             |                      |                 |       |                    |       | 176            | H UMBC               | 73 56                |       |                           |       |          |  |          |  |           |  |               |  |
|                             |                      |                 |       |                    |       | 190            | A Mi ssi ssi ppi St. | 55 80                |       |                           |       |          |  |          |  |           |  |               |  |
|                             |                      |                 |       |                    |       | 200            | A Vermont            | 60 73                |       |                           |       |          |  |          |  |           |  |               |  |
|                             |                      |                 |       |                    |       | 200            | H Vermont            | 65 68                |       |                           |       |          |  |          |  |           |  |               |  |
|                             |                      |                 |       |                    |       | 212            | H Rhode Isl and      | 48 65                |       |                           |       |          |  |          |  |           |  |               |  |
|                             |                      |                 |       |                    |       | 223            | A Mi chi gan         | 60 68                |       |                           |       |          |  |          |  |           |  |               |  |
|                             |                      |                 |       |                    |       | 289            | A Al bany (N. Y. )   | 61 52                |       |                           |       |          |  |          |  |           |  |               |  |
|                             |                      |                 |       |                    |       | 289            | H Al bany (N. Y. )   | 60 52                |       |                           |       |          |  |          |  |           |  |               |  |
|                             |                      |                 |       |                    |       | 289            | N Al bany (N. Y. )   | 73 56                |       |                           |       |          |  |          |  |           |  |               |  |
|                             |                      |                 |       |                    |       | 295            | N N. C. A&T          | 78 68                |       |                           |       |          |  |          |  |           |  |               |  |
|                             |                      |                 |       |                    |       | 315            | A Ri der             | 70 35                |       |                           |       |          |  |          |  |           |  |               |  |
|                             |                      |                 |       |                    |       | 325            | H Kennesaw St.       | 88 56                |       |                           |       |          |  |          |  |           |  |               |  |
| LAST 10 Division I GAMES:   |                      |                 |       |                    |       |                |                      |                      |       |                           |       |          |  |          |  |           |  |               |  |
| 28                          | A Hartford           | 35 58           | 176   | A UMBC             | 47 60 |                |                      |                      |       |                           |       |          |  |          |  |           |  |               |  |
| 289                         | N Al bany (N. Y. )   | 73 56           | 160   | H New Hampshi re   | 69 58 |                |                      |                      |       |                           |       |          |  |          |  |           |  |               |  |
| 46                          | H Stony Brook        | 70 84           | 200   | H Vermont          | 65 68 |                |                      |                      |       |                           |       |          |  |          |  |           |  |               |  |
| 79                          | H Boston U.          | 69 66           | 289   | A Al bany (N. Y. ) | 61 52 |                |                      |                      |       |                           |       |          |  |          |  |           |  |               |  |
| 28                          | A Hartford           | 41 65           | 112   | A Bi nghamton      | 64 69 |                |                      |                      |       |                           |       |          |  |          |  |           |  |               |  |

### Non-Div I Games:

Mai ne

Loss, Non-Conf, S Site, H Home A Away N Neutral

|                   |             |           |                 |                               |                   |                |                 |                      |                           |                   |                 |           |               |  |
|-------------------|-------------|-----------|-----------------|-------------------------------|-------------------|----------------|-----------------|----------------------|---------------------------|-------------------|-----------------|-----------|---------------|--|
| Middletown        |             |           |                 | Through Games Of 2008-1 Final |                   |                |                 |                      |                           |                   |                 |           |               |  |
| Average RPI Win:  |             | 271       | WON-LOST RECORD |                               | WINNING PCT. RANK | LAST 10 GAMES  |                 | STRENGTH OF SCHEDULE | OPP. STRENGTH OF SCHEDULE | TEAM RPI          | ADJ. RPI        | CONF. RPI | ADJ CONF. RPI |  |
| Average RPI Loss: |             | 117       |                 |                               |                   |                |                 |                      |                           |                   |                 |           |               |  |
| DIV. I ONLY       |             | 11- 18    | 227             |                               | 4- 6              |                | 179             | 221                  | 222                       | 216               | 19              | 19        |               |  |
| DIV. I NON-CONF.  |             | 3- 6      | 234             |                               | 0- 0              |                | 61              | 126                  | 154                       | 151               | 18              | 18        |               |  |
| <hr/>             |             |           |                 |                               |                   |                |                 |                      |                           |                   |                 |           |               |  |
| TOTALS            |             | RPI 1-25  | RPI 26-50       |                               | W-L RECORDS       |                | RPI 51-100      |                      | RPI 100+                  |                   |                 |           |               |  |
| 11- 18            |             | 0- 1      | 0- 2            |                               | OVERALL           |                | 0- 2            |                      | 11- 13                    |                   |                 |           |               |  |
| 6- 7              |             | 0- 0      | 0- 1            |                               | HOME              |                | 0- 1            |                      | 6- 5                      |                   |                 |           |               |  |
| 3- 10             |             | 0- 1      | 0- 1            |                               | AWAY              |                | 0- 1            |                      | 3- 7                      |                   |                 |           |               |  |
| 2- 1              |             | 0- 0      | 0- 0            |                               | NEUTRAL           |                | 0- 0            |                      | 2- 1                      |                   |                 |           |               |  |
| 3- 6              |             | 0- 1      | 0- 2            |                               | NON-CONFERENCE    |                | 0- 0            |                      | 3- 3                      |                   |                 |           |               |  |
| 2- 2              |             | 0- 0      | 0- 1            |                               | HOME              |                | 0- 0            |                      | 2- 1                      |                   |                 |           |               |  |
| 0- 4              |             | 0- 1      | 0- 1            |                               | AWAY              |                | 0- 0            |                      | 0- 2                      |                   |                 |           |               |  |
| 1- 0              |             | 0- 0      | 0- 0            |                               | NEUTRAL           |                | 0- 0            |                      | 1- 0                      |                   |                 |           |               |  |
| 8- 12             |             | 0- 0      | 0- 0            |                               | CONFERENCE        |                | 0- 2            |                      | 8- 10                     |                   |                 |           |               |  |
| 4- 5              |             | 0- 0      | 0- 0            |                               | HOME              |                | 0- 1            |                      | 4- 4                      |                   |                 |           |               |  |
| 3- 6              |             | 0- 0      | 0- 0            |                               | AWAY              |                | 0- 1            |                      | 3- 5                      |                   |                 |           |               |  |
| 1- 1              |             | 0- 0      | 0- 0            |                               | NEUTRAL           |                | 0- 0            |                      | 1- 1                      |                   |                 |           |               |  |
| <hr/>             |             |           |                 |                               |                   |                |                 |                      |                           |                   |                 |           |               |  |
| RPI 1-25          |             | RPI 26-50 |                 | RPI 51-100                    |                   | RPI 101+       |                 | Team's RPI : 216     |                           |                   |                 |           |               |  |
| RPI S             | Opponent    | Score     | RPI S           | Opponent                      | Score             | RPI S          | Opponent        | Score                | RPI S                     | Opponent          | Score           |           |               |  |
| 4                 | A Maryl and | 49 82     | 28              | A Hartford                    | 53 79             | 71             | A Mari st       | 42 58                | 103                       | A Northern Ari z. | 51 65           |           |               |  |
|                   |             |           | 40              | H Vi l l anova                | 51 66             |                | 71              | H Mari st            | 40 61                     | 111               | A Qui nni pi ac | 58 66     |               |  |
|                   |             |           |                 |                               |                   |                |                 |                      | 114                       | A Il ona          | 68 71           |           |               |  |
|                   |             |           |                 |                               |                   |                |                 |                      | 114                       | H Il ona          | 64 74           |           |               |  |
|                   |             |           |                 |                               |                   |                |                 |                      | 115                       | A Loyol a (Md.)   | 68 72           |           |               |  |
|                   |             |           |                 |                               |                   |                |                 |                      | 115                       | H Loyol a (Md.)   | 47 55           |           |               |  |
|                   |             |           |                 |                               |                   |                |                 |                      | 115                       | N Loyol a (Md.)   | 57 66           |           |               |  |
|                   |             |           |                 |                               |                   |                |                 |                      | 116                       | N Army            | 72 65           |           |               |  |
|                   |             |           |                 |                               |                   |                |                 |                      | 129                       | A Cani si us      | 50 52           |           |               |  |
|                   |             |           |                 |                               |                   |                |                 |                      | 129                       | H Cani si us      | 47 51           |           |               |  |
|                   |             |           |                 |                               |                   |                |                 |                      | 179                       | H Syracuse        | 61 65           |           |               |  |
|                   |             |           |                 |                               |                   |                |                 |                      | 215                       | A St. Peter' s    | 49 63           |           |               |  |
|                   |             |           |                 |                               |                   |                |                 |                      | 215                       | H St. Peter' s    | 60 65           |           |               |  |
|                   |             |           |                 |                               |                   |                |                 |                      | 229                       | A Si ena          | 40 55           |           |               |  |
|                   |             |           |                 |                               |                   |                |                 |                      | 229                       | H Si ena          | 62 49           |           |               |  |
|                   |             |           |                 |                               |                   |                |                 |                      | 237                       | H Fordham         | 69 55           |           |               |  |
|                   |             |           |                 |                               |                   |                |                 |                      | 238                       | A Fai rfi el d    | 58 49           |           |               |  |
|                   |             |           |                 |                               |                   |                |                 |                      | 238                       | H Fai rfi el d    | 58 52           |           |               |  |
|                   |             |           |                 |                               |                   |                |                 |                      | 315                       | A Ri der          | 78 48           |           |               |  |
|                   |             |           |                 |                               |                   |                |                 |                      | 315                       | H Ri der          | 59 34           |           |               |  |
|                   |             |           |                 |                               |                   |                |                 |                      | 315                       | N Ri der          | 89 52           |           |               |  |
|                   |             |           |                 |                               |                   |                |                 |                      | 322                       | A Ni agara        | 73 46           |           |               |  |
|                   |             |           |                 |                               |                   |                |                 |                      | 322                       | H Ni agara        | 70 63           |           |               |  |
|                   |             |           |                 |                               |                   |                |                 |                      | 331                       | H Wagner          | 65 56           |           |               |  |
|                   |             |           | LAST 10 Div     |                               |                   | si on I GAMES: |                 |                      |                           |                   |                 |           |               |  |
|                   |             |           | 115             | N Loyol a (Md.)               | 57 66             | 115            | H Loyol a (Md.) | 47 55                |                           |                   |                 |           |               |  |
|                   |             |           | 315             | N Ri der                      | 89 52             | 71             | A Mari st       | 42 58                |                           |                   |                 |           |               |  |
|                   |             |           | 114             | H Il ona                      | 64 74             | 238            | H Fai rfi el d  | 58 52                |                           |                   |                 |           |               |  |
|                   |             |           | 215             | A St. Peter' s                | 49 63             | 322            | A Ni agara      | 73 46                |                           |                   |                 |           |               |  |
|                   |             |           | 238             | A Fai rfi el d                | 58 49             | 129            | A Cani si us    | 50 52                |                           |                   |                 |           |               |  |

Manhattan

Manhattan

### Non-Div l Games:

Manhattan

Loss, Non-Conf, S Site, H Home A Away N Neutral

M  
a  
r  
i  
s  
t

### Non-Div I Games:

|                           |               |           |           |                      |                |            |                       |             |          |                    |       |      |       |           |
|---------------------------|---------------|-----------|-----------|----------------------|----------------|------------|-----------------------|-------------|----------|--------------------|-------|------|-------|-----------|
| Average RPI Win:          |               | 120       | WON-LOST  |                      | WINNING        | LAST 10    |                       | STRENGTH OF |          | OPP. STRENGTH      | TEAM  | ADJ. | CONF. | ADJ CONF. |
| Average RPI Loss:         |               | 51        | RECORD    |                      | PCT. RANK      | GAMES      |                       | SCHEDULE    |          | OF SCHEDULE        | RPI   | RPI  | RPI   | RPI       |
| DIV. I ONLY               |               | 22- 11    | 64        |                      | 6- 4           |            | 49                    |             | 43       |                    | 46    | 48   | 4     | 4         |
| DIV. I NON-CONF.          |               | 12- 3     | 28        |                      | 3- 1           |            | 133                   |             | 54       |                    | 49    | 49   | 5     | 6         |
| TOTALS                    |               | RPI 1-25  | RPI 26-50 |                      | W-L RECORDS    |            | RPI 51-100            |             | RPI 100+ |                    |       |      |       |           |
| 22- 11                    |               | 0- 3      | 2- 6      |                      | OVERALL        |            | 10- 1                 |             | 10- 1    |                    |       |      |       |           |
| 14- 3                     |               | 0- 2      | 1- 1      |                      | HOME           |            | 6- 0                  |             | 7- 0     |                    |       |      |       |           |
| 8- 6                      |               | 0- 1      | 1- 4      |                      | AWAY           |            | 4- 1                  |             | 3- 0     |                    |       |      |       |           |
| 0- 2                      |               | 0- 0      | 0- 1      |                      | NEUTRAL        |            | 0- 0                  |             | 0- 1     |                    |       |      |       |           |
| 12- 3                     |               | 0- 0      | 0- 2      |                      | NON-CONFERENCE |            | 6- 0                  |             | 6- 1     |                    |       |      |       |           |
| 7- 1                      |               | 0- 0      | 0- 1      |                      | HOME           |            | 3- 0                  |             | 4- 0     |                    |       |      |       |           |
| 5- 1                      |               | 0- 0      | 0- 1      |                      | AWAY           |            | 3- 0                  |             | 2- 0     |                    |       |      |       |           |
| 0- 1                      |               | 0- 0      | 0- 0      |                      | NEUTRAL        |            | 0- 0                  |             | 0- 1     |                    |       |      |       |           |
| 10- 8                     |               | 0- 3      | 2- 4      |                      | CONFERENCE     |            | 4- 1                  |             | 4- 0     |                    |       |      |       |           |
| 7- 2                      |               | 0- 2      | 1- 0      |                      | HOME           |            | 3- 0                  |             | 3- 0     |                    |       |      |       |           |
| 3- 5                      |               | 0- 1      | 1- 3      |                      | AWAY           |            | 1- 1                  |             | 1- 0     |                    |       |      |       |           |
| 0- 1                      |               | 0- 0      | 0- 1      |                      | NEUTRAL        |            | 0- 0                  |             | 0- 0     |                    |       |      |       |           |
| RPI 1-25                  |               | RPI 26-50 |           | Team's RPI: 48       |                | RPI 51-100 |                       | RPI 101+    |          |                    |       |      |       |           |
| RPI S                     | Opponent      | Score     | RPI S     | Opponent             | Score          | RPI S      | Opponent              | Score       | RPI S    | Opponent           | Score |      |       |           |
| 5                         | A Connecticut | 59 74     | 30        | A Kansas St.         | 65 77          | 53         | A Louisville          | 58 70       | 123      | H South Dakota St. | 67 55 |      |       |           |
| 9                         | H Rutgers     | 50 71     | 31        | A St. John's (N. Y.) | 74 59          | 54         | H Indiana             | 57 54       | 127      | H Oakland          | 72 58 |      |       |           |
| 13                        | H DePaul      | 52 67     | 31        | H St. John's (N. Y.) | 60 57          | 56         | H Pittsburgh          | 71 62       | 130      | A Wisconsin        | 71 59 |      |       |           |
|                           |               |           | 36        | H Virginia           | 56 64          | 56         | H Pittsburgh          | 77 64       | 132      | H Illinois         | 64 44 |      |       |           |
|                           |               |           | 37        | A Notre Dame         | 65 67          | 70         | A Iowa St.            | 69 63       | 178      | H Georgetown       | 67 60 |      |       |           |
|                           |               |           | 40        | A Villanova          | 58 72          | 74         | H Cincinnati          | 66 48       | 179      | A Syracuse         | 71 57 |      |       |           |
|                           |               |           | 40        | N Villanova          | 46 68          | 83         | H Wisconsin-Milwaukee | 70 62       | 196      | H Seton Hall       | 72 51 |      |       |           |
|                           |               |           | 50        | A South Fla.         | 57 66          | 84         | H Rice                | 82 57       | 212      | H Rhode Island     | 64 49 |      |       |           |
|                           |               |           |           |                      |                | 92         | A West Virginia       | 80 75       | 228      | H Providence       | 92 59 |      |       |           |
|                           |               |           |           |                      |                | 95         | A Penn St.            | 73 63       | 244      | N Northern Colo.   | 54 57 |      |       |           |
|                           |               |           |           |                      |                | 97         | A Evansville          | 54 46       | 311      | A Montana St.      | 76 48 |      |       |           |
| LAST 10 Division I GAMES: |               |           |           |                      |                |            |                       |             |          |                    |       |      |       |           |
| 30                        | A Kansas St.  | 65 77     | 40        | N Villanova          | 46 68          |            |                       |             |          |                    |       |      |       |           |
| 56                        | H Pittsburgh  | 77 64     | 74        | H Cincinnati         | 66 48          |            |                       |             |          |                    |       |      |       |           |
| 54                        | H Indiana     | 57 54     | 5         | A Connecticut        | 59 74          |            |                       |             |          |                    |       |      |       |           |
| 70                        | A Iowa St.    | 69 63     | 9         | H Rutgers            | 50 71          |            |                       |             |          |                    |       |      |       |           |
| 132                       | H Illinois    | 64 44     | 178       | H Georgetown         | 67 60          |            |                       |             |          |                    |       |      |       |           |

Non-Div I Games:

Marquette



| Average RPI Win: 225      |          | WON-LOST RECORD | WINNING PCT. RANK | LAST 10 GAMES  | STRENGTH OF SCHEDULE | OPP. STRENGTH OF SCHEDULE | TEAM RPI           | ADJ. RPI        | CONF. RPI | ADJ CONF. RPI        |       |
|---------------------------|----------|-----------------|-------------------|----------------|----------------------|---------------------------|--------------------|-----------------|-----------|----------------------|-------|
| DIV. I ONLY               |          | 15- 14          | 155               | 5- 5           | 257                  | 146                       | 186                | 183             | 13        | 13                   |       |
| DIV. I NON-CONF.          |          | 5- 6            | 166               | 0- 0           | 184                  | 140                       | 179                | 177             | 13        | 12                   |       |
| TOTALS                    |          | RPI 1-25        | RPI 26-50         | W-L RECORDS    | RPI 51-100           | RPI 100+                  |                    |                 |           |                      |       |
| 15- 14                    |          | 0- 1            | 0- 2              | OVERALL        | 1- 3                 | 14- 8                     |                    |                 |           |                      |       |
| 7- 4                      |          | 0- 0            | 0- 1              | HOME           | 1- 1                 | 6- 2                      |                    |                 |           |                      |       |
| 6- 5                      |          | 0- 0            | 0- 1              | AWAY           | 0- 0                 | 6- 4                      |                    |                 |           |                      |       |
| 2- 5                      |          | 0- 1            | 0- 0              | NEUTRAL        | 0- 2                 | 2- 2                      |                    |                 |           |                      |       |
| 5- 6                      |          | 0- 1            | 0- 1              | NON-CONFERENCE | 0- 2                 | 5- 2                      |                    |                 |           |                      |       |
| 2- 1                      |          | 0- 0            | 0- 0              | HOME           | 0- 0                 | 2- 1                      |                    |                 |           |                      |       |
| 2- 1                      |          | 0- 0            | 0- 1              | AWAY           | 0- 0                 | 2- 0                      |                    |                 |           |                      |       |
| 1- 4                      |          | 0- 1            | 0- 0              | NEUTRAL        | 0- 2                 | 1- 1                      |                    |                 |           |                      |       |
| 10- 8                     |          | 0- 0            | 0- 1              | CONFERENCE     | 1- 1                 | 9- 6                      |                    |                 |           |                      |       |
| 5- 3                      |          | 0- 0            | 0- 1              | HOME           | 1- 1                 | 4- 1                      |                    |                 |           |                      |       |
| 4- 4                      |          | 0- 0            | 0- 0              | AWAY           | 0- 0                 | 4- 4                      |                    |                 |           |                      |       |
| 1- 1                      |          | 0- 0            | 0- 0              | NEUTRAL        | 0- 0                 | 1- 1                      |                    |                 |           |                      |       |
| RPI 1-25                  |          | RPI 26-50       |                   | RPI 51-100     |                      | RPI 101+                  |                    | Team's RPI: 183 |           |                      |       |
| RPI S                     | Opponent | Score           | RPI S             | Opponent       | Score                | RPI S                     | Opponent           | Score           |           |                      |       |
| 10 N                      | Baylor   | 47 74           | 36 A              | Virginia       | 35 67                | 66 N                      | California         | 53 62           | 112 H     | Binghamton           | 68 77 |
|                           |          |                 | 45 H              | Tulsa          | 56 81                | 84 H                      | Rice               | 75 64           | 140 A     | East Caro.           | 56 57 |
|                           |          |                 |                   |                |                      | 90 H                      | Southern Methodist | 57 72           | 140 H     | East Caro.           | 57 54 |
|                           |          |                 |                   |                |                      | 92 N                      | West Virginia      | 58 72           | 152 A     | Tulane               | 40 58 |
|                           |          |                 |                   |                |                      |                           |                    |                 | 156 A     | UAB                  | 75 65 |
|                           |          |                 |                   |                |                      |                           |                    |                 | 156 H     | UAB                  | 82 78 |
|                           |          |                 |                   |                |                      |                           |                    |                 | 157 N     | Tex. A&M-Corp. Chris | 48 69 |
|                           |          |                 |                   |                |                      |                           |                    |                 | 169 A     | Houston              | 57 50 |
|                           |          |                 |                   |                |                      |                           |                    |                 | 185 A     | UTEP                 | 63 77 |
|                           |          |                 |                   |                |                      |                           |                    |                 | 189 A     | Southern Miss.       | 63 67 |
|                           |          |                 |                   |                |                      |                           |                    |                 | 189 H     | Southern Miss.       | 66 53 |
|                           |          |                 |                   |                |                      |                           |                    |                 | 189 N     | Southern Miss.       | 58 60 |
|                           |          |                 |                   |                |                      |                           |                    |                 | 207 A     | Morehead St.         | 66 53 |
|                           |          |                 |                   |                |                      |                           |                    |                 | 226 A     | Wright St.           | 72 66 |
|                           |          |                 |                   |                |                      |                           |                    |                 | 251 A     | UCF                  | 77 60 |
|                           |          |                 |                   |                |                      |                           |                    |                 | 251 H     | UCF                  | 63 66 |
|                           |          |                 |                   |                |                      |                           |                    |                 | 258 N     | Longwood             | 76 66 |
|                           |          |                 |                   |                |                      |                           |                    |                 | 283 H     | South Carolina St.   | 69 47 |
|                           |          |                 |                   |                |                      |                           |                    |                 | 309 A     | Memphis              | 65 52 |
|                           |          |                 |                   |                |                      |                           |                    |                 | 309 H     | Memphis              | 74 54 |
|                           |          |                 |                   |                |                      |                           |                    |                 | 309 N     | Memphis              | 80 73 |
|                           |          |                 |                   |                |                      |                           |                    |                 | 329 H     | Tennessee St.        | 81 57 |
| LAST 10 Division I GAMES: |          |                 |                   |                |                      |                           |                    |                 |           |                      |       |
| 189 N Southern Miss.      |          | 58 60           | 152 A Tulane      |                | 40 58                |                           |                    |                 |           |                      |       |
| 309 N Memphis             |          | 80 73           | 309 H Memphis     |                | 74 54                |                           |                    |                 |           |                      |       |
| 189 H Southern Miss.      |          | 66 53           | 156 H UAB         |                | 82 78                |                           |                    |                 |           |                      |       |
| 251 H UCF                 |          | 63 66           | 169 A Houston     |                | 57 50                |                           |                    |                 |           |                      |       |
| 185 A UTEP                |          | 63 77           | 140 A East Caro.  |                | 56 57                |                           |                    |                 |           |                      |       |

Non-Div I Games:

Marshall

Loss, Non-Conf, S Site, H Home A Away N Neutral

Marshall

| Average RPI Win: 99    |                    | WON-LOST  | WINNING                   | LAST 10           | STRENGTH OF | OPP. STRENGTH        | TEAM         | ADJ.  | CONF. | ADJ CONF.         |        |
|------------------------|--------------------|-----------|---------------------------|-------------------|-------------|----------------------|--------------|-------|-------|-------------------|--------|
| Average RPI Loss: 2    |                    | RECORD    | PCT. RANK                 | GAMES             | SCHEDULE    | OF SCHEDULE          | RPI          | RPI   | RPI   | RPI               |        |
| DIV. I ONLY            | 34- 4              | 4         | 9- 1                      | 6                 | 12          | 4                    | 4            | 1     | 1     |                   |        |
| DIV. I NON-CONF.       | 18- 1              | 3         | 5- 0                      | 65                | 94          | 12                   | 12           | 1     | 1     |                   |        |
| <hr/>                  |                    |           |                           |                   |             |                      |              |       |       |                   |        |
| TOTALS                 | RPI 1-25           | RPI 26-50 | W-L RECORDS               |                   | RPI 51-100  | RPI 100+             |              |       |       |                   |        |
| 34- 4                  | 11- 4              | 4- 0      | OVERALL                   |                   | 5- 0        | 14- 0                |              |       |       |                   |        |
| 15- 1                  | 1- 1               | 2- 0      | HOME                      |                   | 3- 0        | 9- 0                 |              |       |       |                   |        |
| 9- 1                   | 4- 1               | 1- 0      | AWAY                      |                   | 0- 0        | 4- 0                 |              |       |       |                   |        |
| 10- 2                  | 6- 2               | 1- 0      | NEUTRAL                   |                   | 2- 0        | 1- 0                 |              |       |       |                   |        |
| <hr/>                  |                    |           |                           |                   |             |                      |              |       |       |                   |        |
| 18- 1                  | 3- 1               | 1- 0      | NON-CONFERENCE            |                   | 2- 0        | 12- 0                |              |       |       |                   |        |
| 9- 0                   | 0- 0               | 0- 0      | HOME                      |                   | 1- 0        | 8- 0                 |              |       |       |                   |        |
| 3- 0                   | 0- 0               | 0- 0      | AWAY                      |                   | 0- 0        | 3- 0                 |              |       |       |                   |        |
| 6- 1                   | 3- 1               | 1- 0      | NEUTRAL                   |                   | 1- 0        | 1- 0                 |              |       |       |                   |        |
| <hr/>                  |                    |           |                           |                   |             |                      |              |       |       |                   |        |
| 16- 3                  | 8- 3               | 3- 0      | CONFERENCE                |                   | 3- 0        | 2- 0                 |              |       |       |                   |        |
| 6- 1                   | 1- 1               | 2- 0      | HOME                      |                   | 2- 0        | 1- 0                 |              |       |       |                   |        |
| 6- 1                   | 4- 1               | 1- 0      | AWAY                      |                   | 0- 0        | 1- 0                 |              |       |       |                   |        |
| 4- 1                   | 3- 1               | 0- 0      | NEUTRAL                   |                   | 1- 0        | 0- 0                 |              |       |       |                   |        |
| <hr/>                  |                    |           |                           |                   |             |                      |              |       |       |                   |        |
| RPI 1-25 Team's RPI: 4 |                    | RPI 26-50 |                           | RPI 51-100        |             | RPI 101+             |              |       |       |                   |        |
| RPI S                  | Opponent           | Score     | RPI S                     | Opponent          | Score       | RPI S                | Opponent     | Score | RPI S | Opponent          | Score  |
| 1 A                    | North Carolina     | 98 95     | 27 H                      | Florida St.       | 75 57       | 51 H                 | Xavier       | 93 68 | 108 H | Coppin St.        | 69 38  |
| 1 N                    | North Carolina     | 80 91     | 31 N                      | St. John's (N.Y.) | 81 74       | 59 H                 | Miami (Fla.) | 88 77 | 110 A | Wake Forest       | 79 70  |
| 1 N                    | North Carolina     | 81 70     | 36 A                      | Virginia          | 84 74       | 86 H                 | Georgia Tech | 79 71 | 131 A | George Mason      | 70 33  |
| 2 N                    | Tennessee          | 75 80     | 36 H                      | Virginia          | 85 71       | 86 N                 | Georgia Tech | 71 66 | 166 H | Arizona           | 92 67  |
| 3 A                    | Duke               | 80 90     |                           |                   |             | 89 N                 | Sacred Heart | 95 54 | 168 N | Gonzaga           | 88 50  |
| 3 H                    | Duke               | 68 86     |                           |                   |             |                      |              |       | 186 H | Clemson           | 89 63  |
| 3 N                    | Duke               | 78 70     |                           |                   |             |                      |              |       | 197 H | Appalachian St.   | 118 59 |
| 3 N                    | Duke               | 78 75     |                           |                   |             |                      |              |       | 203 H | Mt. St. Mary's    | 102 53 |
| 10 N                   | Baylor             | 82 63     |                           |                   |             |                      |              |       | 216 H | Manhattan         | 82 49  |
| 11 A                   | North Carolina St. | 65 57     |                           |                   |             |                      |              |       | 219 A | Monmouth          | 88 55  |
| 15 N                   | Utah               | 75 65     |                           |                   |             |                      |              |       | 229 A | Siena             | 107 66 |
| 17 N                   | Michigan St.       | 75 61     |                           |                   |             |                      |              |       | 244 H | Northern Colo.    | 89 53  |
| 19 A                   | Virginia Tech      | 68 62     |                           |                   |             |                      |              |       | 274 H | Central Conn. St. | 94 57  |
| 25 A                   | Boston College     | 67 64     |                           |                   |             |                      |              |       | 281 H | Furman            | 92 58  |
| 25 H                   | Boston College     | 86 59     |                           |                   |             |                      |              |       |       |                   |        |
| <hr/>                  |                    |           |                           |                   |             |                      |              |       |       |                   |        |
|                        |                    |           | LAST 10 Division I GAMES: |                   |             |                      |              |       |       |                   |        |
|                        |                    |           | 3 N Duke                  |                   | 78 75       | 89 N Sacred Heart    |              | 95 54 |       |                   |        |
|                        |                    |           | 1 N North Carolina        |                   | 81 70       | 1 N North Carolina   |              | 80 91 |       |                   |        |
|                        |                    |           | 15 N Utah                 |                   | 75 65       | 3 N Duke             |              | 78 70 |       |                   |        |
|                        |                    |           | 10 N Baylor               |                   | 82 63       | 86 N Georgia Tech    |              | 71 66 |       |                   |        |
|                        |                    |           | 31 N St. John's (N.Y.)    |                   | 81 74       | 244 H Northern Colo. |              | 89 53 |       |                   |        |

Non-Div I Games:

Maryland

| Average RPI Win:          |          | 170       | WON-LOST               | WINNING    | LAST 10  | STRENGTH OF        | OPP. STRENGTH | TEAM  | ADJ.                  | CONF.    | ADJ CONF.       |
|---------------------------|----------|-----------|------------------------|------------|----------|--------------------|---------------|-------|-----------------------|----------|-----------------|
| Average RPI Loss:         |          | 122       | RECORD                 | PCT. RANK  | GAMES    | SCHEDULE           | OF SCHEDULE   | RPI   | RPI                   | RPI      | RPI             |
| DIV. I ONLY               | 11- 17   | 217       | 6- 4                   | 109        | 106      | 179                | 175           | 11    | 10                    |          |                 |
| DIV. I NON-CONF.          | 3- 8     | 267       | 0- 0                   | 49         | 91       | 167                | 164           | 9     | 9                     |          |                 |
| TOTALS                    | RPI 1-25 | RPI 26-50 | W-L RECORDS            | RPI 51-100 | RPI 100+ |                    |               |       |                       |          |                 |
| 11- 17                    | 0- 1     | 1- 2      | OVERALL                | 1- 6       | 9- 8     |                    |               |       |                       |          |                 |
| 8- 4                      | 0- 0     | 1- 1      | HOME                   | 1- 1       | 6- 2     |                    |               |       |                       |          |                 |
| 2- 12                     | 0- 1     | 0- 1      | AWAY                   | 0- 5       | 2- 5     |                    |               |       |                       |          |                 |
| 1- 1                      | 0- 0     | 0- 0      | NEUTRAL                | 0- 0       | 1- 1     |                    |               |       |                       |          |                 |
| 3- 8                      | 0- 1     | 0- 1      | NON-CONFERENCE         | 0- 4       | 3- 2     |                    |               |       |                       |          |                 |
| 2- 2                      | 0- 0     | 0- 1      | HOME                   | 0- 1       | 2- 0     |                    |               |       |                       |          |                 |
| 0- 6                      | 0- 1     | 0- 0      | AWAY                   | 0- 3       | 0- 2     |                    |               |       |                       |          |                 |
| 1- 0                      | 0- 0     | 0- 0      | NEUTRAL                | 0- 0       | 1- 0     |                    |               |       |                       |          |                 |
| 8- 9                      | 0- 0     | 1- 1      | CONFERENCE             | 1- 2       | 6- 6     |                    |               |       |                       |          |                 |
| 6- 2                      | 0- 0     | 1- 0      | HOME                   | 1- 0       | 4- 2     |                    |               |       |                       |          |                 |
| 2- 6                      | 0- 0     | 0- 1      | AWAY                   | 0- 2       | 2- 3     |                    |               |       |                       |          |                 |
| 0- 1                      | 0- 0     | 0- 0      | NEUTRAL                | 0- 0       | 0- 1     |                    |               |       |                       |          |                 |
| RPI S Opponent            | RPI 1-25 | Score     | RPI S Opponent         | RPI 26-50  | Score    | RPI S Opponent     | RPI 51-100    | Score | RPI S Opponent        | RPI 101+ | Team's RPI: 175 |
| 25 A Boston College       | 44       | 83        | 28 H Hartford          | 52         | 68       | 51 A Xavier        | 50            | 77    | 118 H Richmond        | 81       | 67              |
|                           |          |           | 29 H George Washington | 55         | 53       | 57 A Charlotte     | 61            | 71    | 136 N Brown           | 70       | 60              |
|                           |          |           | 34 A Temple            | 50         | 85       | 67 H St. Joseph's  | 63            | 53    | 144 H Dayton          | 51       | 57              |
|                           |          |           |                        |            |          | 69 A Delaware      | 44            | 71    | 150 H Holy Cross      | 64       | 55              |
|                           |          |           |                        |            |          | 72 A Eastern Mich. | 45            | 63    | 160 A New Hampshire   | 43       | 59              |
|                           |          |           |                        |            |          | 76 H Hofstra       | 58            | 59    | 162 A Duquesne        | 44       | 46              |
|                           |          |           |                        |            |          | 86 A Georgia Tech  | 43            | 57    | 162 N Duquesne        | 51       | 56              |
|                           |          |           |                        |            |          |                    |               |       | 179 A Syracuse        | 76       | 81              |
|                           |          |           |                        |            |          |                    |               |       | 206 A La Salle        | 67       | 60              |
|                           |          |           |                        |            |          |                    |               |       | 206 H La Salle        | 63       | 55              |
|                           |          |           |                        |            |          |                    |               |       | 212 A Rhode Island    | 54       | 43              |
|                           |          |           |                        |            |          |                    |               |       | 212 H Rhode Island    | 54       | 63              |
|                           |          |           |                        |            |          |                    |               |       | 229 H Siena           | 71       | 53              |
|                           |          |           |                        |            |          |                    |               |       | 237 H Fordham         | 68       | 63              |
|                           |          |           |                        |            |          |                    |               |       | 280 A St. Louis       | 57       | 61              |
|                           |          |           |                        |            |          |                    |               |       | 285 A St. Bonaventure | 62       | 68              |
|                           |          |           |                        |            |          |                    |               |       | 285 H St. Bonaventure | 66       | 55              |
| LAST 10 Division I GAMES: |          |           |                        |            |          |                    |               |       |                       |          |                 |
| 162 N Duquesne            | 51       | 56        | 237 H Fordham          | 68         | 63       |                    |               |       |                       |          |                 |
| 206 H La Salle            | 63       | 55        | 67 H St. Joseph's      | 63         | 53       |                    |               |       |                       |          |                 |
| 280 A St. Louis           | 57       | 61        | 212 A Rhode Island     | 54         | 43       |                    |               |       |                       |          |                 |
| 285 H St. Bonaventure     | 66       | 55        | 34 A Temple            | 50         | 85       |                    |               |       |                       |          |                 |
| 51 A Xavier               | 50       | 77        | 206 A La Salle         | 67         | 60       |                    |               |       |                       |          |                 |

Non-Div I Games:

Massachusetts

Loss, 
Non-Conf, S Site, 
H Home
A Away 
N Neutral

|                           |          |                  |    |                   |          |                |                   |                      |                     |                           |  |          |                    |          |  |           |  |               |  |
|---------------------------|----------|------------------|----|-------------------|----------|----------------|-------------------|----------------------|---------------------|---------------------------|--|----------|--------------------|----------|--|-----------|--|---------------|--|
| Average RPI Win: 213      |          | WON-LOST RECORD  |    | WINNING PCT. RANK |          | LAST 10 GAMES  |                   | STRENGTH OF SCHEDULE |                     | OPP. STRENGTH OF SCHEDULE |  | TEAM RPI |                    | ADJ. RPI |  | CONF. RPI |  | ADJ CONF. RPI |  |
| DIV. I ONLY               |          | 10- 15           |    | 214               |          | 6- 4           |                   | 177                  |                     | 258                       |  | 216      |                    | 220      |  | 20        |  | 20            |  |
| DIV. I NON-CONF.          |          | 3- 5             |    | 215               |          | 0- 0           |                   | 253                  |                     | 234                       |  | 250      |                    | 250      |  | 24        |  | 24            |  |
| TOTALS                    |          | RPI 1-25         |    | RPI 26-50         |          | W-L RECORDS    |                   | RPI 51-100           |                     | RPI 100+                  |  |          |                    |          |  |           |  |               |  |
| 10- 15                    |          | 0- 1             |    | 0- 0              |          | OVERALL        |                   | 0- 2                 |                     | 10- 12                    |  |          |                    |          |  |           |  |               |  |
| 6- 4                      |          | 0- 0             |    | 0- 0              |          | HOME           |                   | 0- 1                 |                     | 6- 3                      |  |          |                    |          |  |           |  |               |  |
| 3- 10                     |          | 0- 1             |    | 0- 0              |          | AWAY           |                   | 0- 1                 |                     | 3- 8                      |  |          |                    |          |  |           |  |               |  |
| 1- 1                      |          | 0- 0             |    | 0- 0              |          | NEUTRAL        |                   | 0- 0                 |                     | 1- 1                      |  |          |                    |          |  |           |  |               |  |
| 3- 5                      |          | 0- 1             |    | 0- 0              |          | NON-CONFERENCE |                   | 0- 0                 |                     | 3- 4                      |  |          |                    |          |  |           |  |               |  |
| 0- 2                      |          | 0- 0             |    | 0- 0              |          | HOME           |                   | 0- 0                 |                     | 0- 2                      |  |          |                    |          |  |           |  |               |  |
| 2- 2                      |          | 0- 1             |    | 0- 0              |          | AWAY           |                   | 0- 0                 |                     | 2- 1                      |  |          |                    |          |  |           |  |               |  |
| 1- 1                      |          | 0- 0             |    | 0- 0              |          | NEUTRAL        |                   | 0- 0                 |                     | 1- 1                      |  |          |                    |          |  |           |  |               |  |
| 7- 10                     |          | 0- 0             |    | 0- 0              |          | CONFERENCE     |                   | 0- 2                 |                     | 7- 8                      |  |          |                    |          |  |           |  |               |  |
| 6- 2                      |          | 0- 0             |    | 0- 0              |          | HOME           |                   | 0- 1                 |                     | 6- 1                      |  |          |                    |          |  |           |  |               |  |
| 1- 8                      |          | 0- 0             |    | 0- 0              |          | AWAY           |                   | 0- 1                 |                     | 1- 7                      |  |          |                    |          |  |           |  |               |  |
| 0- 0                      |          | 0- 0             |    | 0- 0              |          | NEUTRAL        |                   | 0- 0                 |                     | 0- 0                      |  |          |                    |          |  |           |  |               |  |
| RPI 1-25                  |          | RPI 26-50        |    | RPI 51-100        |          | RPI 101+       |                   | Team's RPI: 220      |                     |                           |  |          |                    |          |  |           |  |               |  |
| RPI S                     | Opponent | Score            |    | RPI S             | Opponent | Score          |                   | RPI S                | Opponent            | Score                     |  | RPI S    | Opponent           | Score    |  |           |  |               |  |
| 10                        | A Baylor | 36 72            |    |                   |          |                |                   | 68                   | A Stephen F. Austin | 63 88                     |  | 113      | A UTSA             | 58 70    |  |           |  |               |  |
|                           |          |                  |    |                   |          |                |                   | 68                   | H Stephen F. Austin | 63 69                     |  | 113      | H UTSA             | 62 57    |  |           |  |               |  |
|                           |          |                  |    |                   |          |                |                   |                      |                     |                           |  | 119      | A Texas-Arlington  | 56 59    |  |           |  |               |  |
|                           |          |                  |    |                   |          |                |                   |                      |                     |                           |  | 119      | A Texas-Arlington  | 43 71    |  |           |  |               |  |
|                           |          |                  |    |                   |          |                |                   |                      |                     |                           |  | 119      | H Texas-Arlington  | 48 47    |  |           |  |               |  |
|                           |          |                  |    |                   |          |                |                   |                      |                     |                           |  | 137      | A La. -Monroe      | 57 79    |  |           |  |               |  |
|                           |          |                  |    |                   |          |                |                   |                      |                     |                           |  | 137      | H La. -Monroe      | 55 50    |  |           |  |               |  |
|                           |          |                  |    |                   |          |                |                   |                      |                     |                           |  | 154      | A South Ala.       | 55 63    |  |           |  |               |  |
|                           |          |                  |    |                   |          |                |                   |                      |                     |                           |  | 154      | H South Ala.       | 52 66    |  |           |  |               |  |
|                           |          |                  |    |                   |          |                |                   |                      |                     |                           |  | 208      | H Texas St.        | 71 67    |  |           |  |               |  |
|                           |          |                  |    |                   |          |                |                   |                      |                     |                           |  | 211      | A Jackson St.      | 53 52    |  |           |  |               |  |
|                           |          |                  |    |                   |          |                |                   |                      |                     |                           |  | 242      | A Lamar            | 67 54    |  |           |  |               |  |
|                           |          |                  |    |                   |          |                |                   |                      |                     |                           |  | 242      | H Lamar            | 51 52    |  |           |  |               |  |
|                           |          |                  |    |                   |          |                |                   |                      |                     |                           |  | 248      | A Bi rmi ngham-So. | 68 62    |  |           |  |               |  |
|                           |          |                  |    |                   |          |                |                   |                      |                     |                           |  | 268      | H Northwestern St. | 72 51    |  |           |  |               |  |
|                           |          |                  |    |                   |          |                |                   |                      |                     |                           |  | 269      | N Col gate         | 78 82    |  |           |  |               |  |
|                           |          |                  |    |                   |          |                |                   |                      |                     |                           |  | 287      | N Charleston So.   | 79 71    |  |           |  |               |  |
|                           |          |                  |    |                   |          |                |                   |                      |                     |                           |  | 288      | H Grambli ng       | 67 68    |  |           |  |               |  |
|                           |          |                  |    |                   |          |                |                   |                      |                     |                           |  | 291      | A Southeastern La. | 49 69    |  |           |  |               |  |
|                           |          |                  |    |                   |          |                |                   |                      |                     |                           |  | 292      | A Sam Houston St.  | 57 63    |  |           |  |               |  |
|                           |          |                  |    |                   |          |                |                   |                      |                     |                           |  | 292      | H Sam Houston St.  | 57 53    |  |           |  |               |  |
|                           |          |                  |    |                   |          |                |                   |                      |                     |                           |  | 294      | A Ni chol ls St.   | 51 62    |  |           |  |               |  |
| LAST 10 Division I GAMES: |          |                  |    |                   |          |                |                   |                      |                     |                           |  |          |                    |          |  |           |  |               |  |
| 119                       | A        | Texas-Arlington  | 43 | 71                | 68       | A              | Stephen F. Austin | 63                   | 88                  |                           |  |          |                    |          |  |           |  |               |  |
| 119                       | H        | Texas-Arlington  | 48 | 47                | 208      | H              | Texas St.         | 71                   | 67                  |                           |  |          |                    |          |  |           |  |               |  |
| 268                       | H        | Northwestern St. | 72 | 51                | 113      | H              | UTSA              | 62                   | 57                  |                           |  |          |                    |          |  |           |  |               |  |
| 137                       | H        | La. -Monroe      | 55 | 50                | 242      | A              | Lamar             | 67                   | 54                  |                           |  |          |                    |          |  |           |  |               |  |
| 292                       | A        | Sam Houston St.  | 57 | 63                | 119      | A              | Texas-Arlington   | 56                   | 59                  |                           |  |          |                    |          |  |           |  |               |  |

McNeese St.

Non-Div I Games: Louisiana Col. 80 45 Belhaven 93 68 Mobile 72 61

McNeese St.

Loss, Non-Conf, S Site, H Home A Away N Neutral

|                           |                      |                 |       |                   |       |                |                   |                      |       |                           |       |          |  |          |  |           |  |               |  |  |  |
|---------------------------|----------------------|-----------------|-------|-------------------|-------|----------------|-------------------|----------------------|-------|---------------------------|-------|----------|--|----------|--|-----------|--|---------------|--|--|--|
| Average RPI Win: 297      |                      | WON-LOST RECORD |       | WINNING PCT. RANK |       | LAST 10 GAMES  |                   | STRENGTH OF SCHEDULE |       | OPP. STRENGTH OF SCHEDULE |       | TEAM RPI |  | ADJ. RPI |  | CONF. RPI |  | ADJ CONF. RPI |  |  |  |
| DIV. I ONLY               |                      | 16- 13          |       | 132               |       | 7- 3           |                   | 327                  |       | 316                       |       | 245      |  | 247      |  | 30        |  | 30            |  |  |  |
| DIV. I NON-CONF.          |                      | 3- 6            |       | 234               |       | 1- 0           |                   | 316                  |       | 235                       |       | 307      |  | 306      |  | 31        |  | 31            |  |  |  |
| TOTALS                    |                      | RPI 1-25        |       | RPI 26-50         |       | W-L RECORDS    |                   | RPI 51-100           |       | RPI 100+                  |       |          |  |          |  |           |  |               |  |  |  |
| 16- 13                    |                      | 0- 0            |       | 0- 1              |       | OVERALL        |                   | 0- 0                 |       | 16- 12                    |       |          |  |          |  |           |  |               |  |  |  |
| 8- 4                      |                      | 0- 0            |       | 0- 1              |       | HOME           |                   | 0- 0                 |       | 8- 3                      |       |          |  |          |  |           |  |               |  |  |  |
| 6- 6                      |                      | 0- 0            |       | 0- 0              |       | AWAY           |                   | 0- 0                 |       | 6- 6                      |       |          |  |          |  |           |  |               |  |  |  |
| 2- 3                      |                      | 0- 0            |       | 0- 0              |       | NEUTRAL        |                   | 0- 0                 |       | 2- 3                      |       |          |  |          |  |           |  |               |  |  |  |
| 3- 6                      |                      | 0- 0            |       | 0- 1              |       | NON-CONFERENCE |                   | 0- 0                 |       | 3- 5                      |       |          |  |          |  |           |  |               |  |  |  |
| 1- 2                      |                      | 0- 0            |       | 0- 1              |       | HOME           |                   | 0- 0                 |       | 1- 1                      |       |          |  |          |  |           |  |               |  |  |  |
| 1- 2                      |                      | 0- 0            |       | 0- 0              |       | AWAY           |                   | 0- 0                 |       | 1- 2                      |       |          |  |          |  |           |  |               |  |  |  |
| 1- 2                      |                      | 0- 0            |       | 0- 0              |       | NEUTRAL        |                   | 0- 0                 |       | 1- 2                      |       |          |  |          |  |           |  |               |  |  |  |
| 13- 7                     |                      | 0- 0            |       | 0- 0              |       | CONFERENCE     |                   | 0- 0                 |       | 13- 7                     |       |          |  |          |  |           |  |               |  |  |  |
| 7- 2                      |                      | 0- 0            |       | 0- 0              |       | HOME           |                   | 0- 0                 |       | 7- 2                      |       |          |  |          |  |           |  |               |  |  |  |
| 5- 4                      |                      | 0- 0            |       | 0- 0              |       | AWAY           |                   | 0- 0                 |       | 5- 4                      |       |          |  |          |  |           |  |               |  |  |  |
| 1- 1                      |                      | 0- 0            |       | 0- 0              |       | NEUTRAL        |                   | 0- 0                 |       | 1- 1                      |       |          |  |          |  |           |  |               |  |  |  |
| RPI 1-25                  |                      | RPI 26-50       |       | RPI 51-100        |       | RPI 101+       |                   | Team's RPI : 247     |       |                           |       |          |  |          |  |           |  |               |  |  |  |
| RPI S                     | Opponent             | Score           | RPI S | Opponent          | Score | RPI S          | Opponent          | Score                | RPI S | Opponent                  | Score |          |  |          |  |           |  |               |  |  |  |
| 34                        | H Temple             | 53 60           |       |                   |       |                |                   |                      | 108   | A Coppin St.              | 40 61 |          |  |          |  |           |  |               |  |  |  |
|                           |                      |                 |       |                   |       |                |                   |                      | 108   | H Coppin St.              | 60 65 |          |  |          |  |           |  |               |  |  |  |
|                           |                      |                 |       |                   |       |                |                   |                      | 124   | A Delaware St.            | 45 64 |          |  |          |  |           |  |               |  |  |  |
|                           |                      |                 |       |                   |       |                |                   |                      | 124   | H Delaware St.            | 51 65 |          |  |          |  |           |  |               |  |  |  |
|                           |                      |                 |       |                   |       |                |                   |                      | 124   | N Delaware St.            | 53 66 |          |  |          |  |           |  |               |  |  |  |
|                           |                      |                 |       |                   |       |                |                   |                      | 126   | H Bucknell                | 92 93 |          |  |          |  |           |  |               |  |  |  |
|                           |                      |                 |       |                   |       |                |                   |                      | 218   | N Gardner-Webb            | 77 67 |          |  |          |  |           |  |               |  |  |  |
|                           |                      |                 |       |                   |       |                |                   |                      | 223   | A Michigan                | 59 77 |          |  |          |  |           |  |               |  |  |  |
|                           |                      |                 |       |                   |       |                |                   |                      | 236   | A Howard                  | 90 93 |          |  |          |  |           |  |               |  |  |  |
|                           |                      |                 |       |                   |       |                |                   |                      | 236   | H Howard                  | 97 78 |          |  |          |  |           |  |               |  |  |  |
|                           |                      |                 |       |                   |       |                |                   |                      | 258   | A Longwood                | 58 72 |          |  |          |  |           |  |               |  |  |  |
|                           |                      |                 |       |                   |       |                |                   |                      | 258   | H Longwood                | 69 60 |          |  |          |  |           |  |               |  |  |  |
|                           |                      |                 |       |                   |       |                |                   |                      | 274   | N Central Conn. St.       | 61 67 |          |  |          |  |           |  |               |  |  |  |
|                           |                      |                 |       |                   |       |                |                   |                      | 281   | N Furman                  | 81 86 |          |  |          |  |           |  |               |  |  |  |
|                           |                      |                 |       |                   |       |                |                   |                      | 283   | A South Carolina St.      | 65 58 |          |  |          |  |           |  |               |  |  |  |
|                           |                      |                 |       |                   |       |                |                   |                      | 290   | A Florida A&M             | 53 65 |          |  |          |  |           |  |               |  |  |  |
|                           |                      |                 |       |                   |       |                |                   |                      | 290   | H Florida A&M             | 75 56 |          |  |          |  |           |  |               |  |  |  |
|                           |                      |                 |       |                   |       |                |                   |                      | 295   | H N. C. A&T               | 70 55 |          |  |          |  |           |  |               |  |  |  |
|                           |                      |                 |       |                   |       |                |                   |                      | 297   | A Hampton                 | 68 55 |          |  |          |  |           |  |               |  |  |  |
|                           |                      |                 |       |                   |       |                |                   |                      | 297   | H Hampton                 | 59 51 |          |  |          |  |           |  |               |  |  |  |
|                           |                      |                 |       |                   |       |                |                   |                      | 306   | A Norfolk St.             | 68 56 |          |  |          |  |           |  |               |  |  |  |
|                           |                      |                 |       |                   |       |                |                   |                      | 306   | H Norfolk St.             | 65 56 |          |  |          |  |           |  |               |  |  |  |
|                           |                      |                 |       |                   |       |                |                   |                      | 326   | A St. Francis (N. Y.)     | 73 66 |          |  |          |  |           |  |               |  |  |  |
|                           |                      |                 |       |                   |       |                |                   |                      | 327   | A Bethune-Cookman         | 67 60 |          |  |          |  |           |  |               |  |  |  |
|                           |                      |                 |       |                   |       |                |                   |                      | 327   | H Bethune-Cookman         | 87 50 |          |  |          |  |           |  |               |  |  |  |
|                           |                      |                 |       |                   |       |                |                   |                      | 327   | N Bethune-Cookman         | 51 41 |          |  |          |  |           |  |               |  |  |  |
|                           |                      |                 |       |                   |       |                |                   |                      | 330   | A Morgan St.              | 58 46 |          |  |          |  |           |  |               |  |  |  |
|                           |                      |                 |       |                   |       |                |                   |                      | 330   | H Morgan St.              | 74 59 |          |  |          |  |           |  |               |  |  |  |
| LAST 10 Division I GAMES: |                      |                 |       |                   |       |                |                   |                      |       |                           |       |          |  |          |  |           |  |               |  |  |  |
| 124                       | N Delaware St.       | 53 66           | 330   | H Morgan St.      | 74 59 | 327            | H Bethune-Cookman | 87 50                | 327   | N Bethune-Cookman         | 51 41 |          |  |          |  |           |  |               |  |  |  |
| 327                       | N Bethune-Cookman    | 51 41           | 290   | H Florida A&M     | 75 56 | 258            | H Longwood        | 69 60                | 330   | A Morgan St.              | 58 46 |          |  |          |  |           |  |               |  |  |  |
| 236                       | H Howard             | 97 78           | 124   | A Delaware St.    | 45 64 |                |                   |                      |       |                           |       |          |  |          |  |           |  |               |  |  |  |
| 283                       | A South Carolina St. | 65 58           |       |                   |       |                |                   |                      |       |                           |       |          |  |          |  |           |  |               |  |  |  |
| 108                       | H Coppin St.         | 60 65           |       |                   |       |                |                   |                      |       |                           |       |          |  |          |  |           |  |               |  |  |  |

M d . - E a s t . S h o r e

M d . - E a s t . S h o r e

### Non-Div l Games:

Md. -East. Shore

Loss, Non-Conf, S Site, H Home A Away N Neutral

|                             |                |           |                 |            |                |                   |                      |       |               |                   |        |                             |  |     |                           |  |     |          |  |     |          |  |     |           |  |    |               |  |    |
|-----------------------------|----------------|-----------|-----------------|------------|----------------|-------------------|----------------------|-------|---------------|-------------------|--------|-----------------------------|--|-----|---------------------------|--|-----|----------|--|-----|----------|--|-----|-----------|--|----|---------------|--|----|
| Average RPI Win:            |                | 264       | WON-LOST RECORD |            | 3- 25          | WINNING PCT. RANK |                      | 327   | LAST 10 GAMES |                   | 1- 9   | STRENGTH OF SCHEDULE        |  | 228 | OPP. STRENGTH OF SCHEDULE |  | 137 | TEAM RPI |  | 311 | ADJ. RPI |  | 309 | CONF. RPI |  | 13 | ADJ CONF. RPI |  | 13 |
| Average RPI Loss:           |                | 146       | WON-LOST RECORD |            | 2- 9           | WINNING PCT. RANK |                      | 290   | LAST 10 GAMES |                   | 0- 0   | STRENGTH OF SCHEDULE        |  | 230 | OPP. STRENGTH OF SCHEDULE |  | 108 | TEAM RPI |  | 286 | ADJ. RPI |  | 285 | CONF. RPI |  | 13 | ADJ CONF. RPI |  | 12 |
| TOTALS                      |                | RPI 1-25  | RPI 26-50       |            | W-L RECORDS    |                   | RPI 51-100           |       | RPI 100+      |                   |        |                             |  |     |                           |  |     |          |  |     |          |  |     |           |  |    |               |  |    |
| 3- 25                       |                | 0- 2      | 0- 1            |            | OVERALL        |                   | 0- 3                 |       | 3- 19         |                   |        |                             |  |     |                           |  |     |          |  |     |          |  |     |           |  |    |               |  |    |
| 2- 11                       |                | 0- 1      | 0- 0            |            | HOME           |                   | 0- 2                 |       | 2- 8          |                   |        |                             |  |     |                           |  |     |          |  |     |          |  |     |           |  |    |               |  |    |
| 1- 12                       |                | 0- 1      | 0- 1            |            | AWAY           |                   | 0- 1                 |       | 1- 9          |                   |        |                             |  |     |                           |  |     |          |  |     |          |  |     |           |  |    |               |  |    |
| 0- 2                        |                | 0- 0      | 0- 0            |            | NEUTRAL        |                   | 0- 0                 |       | 0- 2          |                   |        |                             |  |     |                           |  |     |          |  |     |          |  |     |           |  |    |               |  |    |
| 2- 9                        |                | 0- 2      | 0- 0            |            | NON-CONFERENCE |                   | 0- 1                 |       | 2- 6          |                   |        |                             |  |     |                           |  |     |          |  |     |          |  |     |           |  |    |               |  |    |
| 1- 4                        |                | 0- 1      | 0- 0            |            | HOME           |                   | 0- 1                 |       | 1- 2          |                   |        |                             |  |     |                           |  |     |          |  |     |          |  |     |           |  |    |               |  |    |
| 1- 4                        |                | 0- 1      | 0- 0            |            | AWAY           |                   | 0- 0                 |       | 1- 3          |                   |        |                             |  |     |                           |  |     |          |  |     |          |  |     |           |  |    |               |  |    |
| 0- 1                        |                | 0- 0      | 0- 0            |            | NEUTRAL        |                   | 0- 0                 |       | 0- 1          |                   |        |                             |  |     |                           |  |     |          |  |     |          |  |     |           |  |    |               |  |    |
| 1- 16                       |                | 0- 0      | 0- 1            |            | CONFERENCE     |                   | 0- 2                 |       | 1- 13         |                   |        |                             |  |     |                           |  |     |          |  |     |          |  |     |           |  |    |               |  |    |
| 1- 7                        |                | 0- 0      | 0- 0            |            | HOME           |                   | 0- 1                 |       | 1- 6          |                   |        |                             |  |     |                           |  |     |          |  |     |          |  |     |           |  |    |               |  |    |
| 0- 8                        |                | 0- 0      | 0- 1            |            | AWAY           |                   | 0- 1                 |       | 0- 6          |                   |        |                             |  |     |                           |  |     |          |  |     |          |  |     |           |  |    |               |  |    |
| 0- 1                        |                | 0- 0      | 0- 0            |            | NEUTRAL        |                   | 0- 0                 |       | 0- 1          |                   |        |                             |  |     |                           |  |     |          |  |     |          |  |     |           |  |    |               |  |    |
| RPI 1-25                    |                | RPI 26-50 |                 | RPI 51-100 |                | Team's RPI: 309   |                      |       |               |                   |        |                             |  |     |                           |  |     |          |  |     |          |  |     |           |  |    |               |  |    |
| RPI S                       | Opponent       | Score     | RPI S           | Opponent   | Score          | RPI S             | Opponent             | Score | RPI S         | Opponent          | Score  |                             |  |     |                           |  |     |          |  |     |          |  |     |           |  |    |               |  |    |
| 12                          | H Georgi a     | 44 97     | 45              | A Tul sa   | 40 93          | 82                | H Mi ssi ssi ppi     | 81 87 | 117           | A Arkansas        | 53 99  |                             |  |     |                           |  |     |          |  |     |          |  |     |           |  |    |               |  |    |
| 16                          | A Ari zona St. | 57 103    |                 |            |                | 84                | H Ri ce              | 56 72 | 137           | A La. -Monroe     | 60 80  |                             |  |     |                           |  |     |          |  |     |          |  |     |           |  |    |               |  |    |
|                             |                |           |                 |            |                | 90                | A Southern Methodist | 45 67 | 140           | A East Caro.      | 54 74  |                             |  |     |                           |  |     |          |  |     |          |  |     |           |  |    |               |  |    |
|                             |                |           |                 |            |                |                   |                      |       | 140           | H East Caro.      | 68 81  |                             |  |     |                           |  |     |          |  |     |          |  |     |           |  |    |               |  |    |
|                             |                |           |                 |            |                |                   |                      |       | 150           | N Hol y Cross     | 66 91  |                             |  |     |                           |  |     |          |  |     |          |  |     |           |  |    |               |  |    |
|                             |                |           |                 |            |                |                   |                      |       | 152           | A Tul ane         | 58 74  |                             |  |     |                           |  |     |          |  |     |          |  |     |           |  |    |               |  |    |
|                             |                |           |                 |            |                |                   |                      |       | 156           | A UAB             | 60 101 |                             |  |     |                           |  |     |          |  |     |          |  |     |           |  |    |               |  |    |
|                             |                |           |                 |            |                |                   |                      |       | 156           | H UAB             | 58 61  |                             |  |     |                           |  |     |          |  |     |          |  |     |           |  |    |               |  |    |
|                             |                |           |                 |            |                |                   |                      |       | 169           | H Houston         | 62 70  |                             |  |     |                           |  |     |          |  |     |          |  |     |           |  |    |               |  |    |
|                             |                |           |                 |            |                |                   |                      |       | 174           | H Austin Peay     | 49 74  |                             |  |     |                           |  |     |          |  |     |          |  |     |           |  |    |               |  |    |
|                             |                |           |                 |            |                |                   |                      |       | 183           | A Marshal I       | 54 74  |                             |  |     |                           |  |     |          |  |     |          |  |     |           |  |    |               |  |    |
|                             |                |           |                 |            |                |                   |                      |       | 183           | H Marshal I       | 52 65  |                             |  |     |                           |  |     |          |  |     |          |  |     |           |  |    |               |  |    |
|                             |                |           |                 |            |                |                   |                      |       | 183           | N Marshal I       | 73 80  |                             |  |     |                           |  |     |          |  |     |          |  |     |           |  |    |               |  |    |
|                             |                |           |                 |            |                |                   |                      |       | 185           | H UTEP            | 71 66  |                             |  |     |                           |  |     |          |  |     |          |  |     |           |  |    |               |  |    |
|                             |                |           |                 |            |                |                   |                      |       | 186           | H Cl emson        | 88 97  |                             |  |     |                           |  |     |          |  |     |          |  |     |           |  |    |               |  |    |
|                             |                |           |                 |            |                |                   |                      |       | 189           | A Southern Mi ss. | 50 73  |                             |  |     |                           |  |     |          |  |     |          |  |     |           |  |    |               |  |    |
|                             |                |           |                 |            |                |                   |                      |       | 189           | H Southern Mi ss. | 67 73  |                             |  |     |                           |  |     |          |  |     |          |  |     |           |  |    |               |  |    |
|                             |                |           |                 |            |                |                   |                      |       | 222           | A Okl ahoma St.   | 42 91  |                             |  |     |                           |  |     |          |  |     |          |  |     |           |  |    |               |  |    |
|                             |                |           |                 |            |                |                   |                      |       | 251           | A UCF             | 62 77  |                             |  |     |                           |  |     |          |  |     |          |  |     |           |  |    |               |  |    |
|                             |                |           |                 |            |                |                   |                      |       | 251           | H UCF             | 54 65  |                             |  |     |                           |  |     |          |  |     |          |  |     |           |  |    |               |  |    |
|                             |                |           |                 |            |                |                   |                      |       | 296           | H Tenn. -Mart in  | 73 50  |                             |  |     |                           |  |     |          |  |     |          |  |     |           |  |    |               |  |    |
|                             |                |           |                 |            |                |                   |                      |       | 312           | A Li pscomb       | 76 74  |                             |  |     |                           |  |     |          |  |     |          |  |     |           |  |    |               |  |    |
| LAST 10 Division I GAMES:   |                |           |                 |            |                |                   |                      |       |               |                   |        |                             |  |     |                           |  |     |          |  |     |          |  |     |           |  |    |               |  |    |
| 183 N Marshal I 73 80       |                |           |                 |            |                |                   |                      |       |               |                   |        | 183 A Marshal I 54 74       |  |     |                           |  |     |          |  |     |          |  |     |           |  |    |               |  |    |
| 84 H Ri ce 56 72            |                |           |                 |            |                |                   |                      |       |               |                   |        | 140 A East Caro. 54 74      |  |     |                           |  |     |          |  |     |          |  |     |           |  |    |               |  |    |
| 169 H Houston 62 70         |                |           |                 |            |                |                   |                      |       |               |                   |        | 185 H UTEP 71 66            |  |     |                           |  |     |          |  |     |          |  |     |           |  |    |               |  |    |
| 251 A UCF 62 77             |                |           |                 |            |                |                   |                      |       |               |                   |        | 156 A UAB 60 101            |  |     |                           |  |     |          |  |     |          |  |     |           |  |    |               |  |    |
| 189 A Southern Mi ss. 50 73 |                |           |                 |            |                |                   |                      |       |               |                   |        | 189 H Southern Mi ss. 67 73 |  |     |                           |  |     |          |  |     |          |  |     |           |  |    |               |  |    |

### Non-Div I Games:

Memphis

Loss, Non-Conf, S Site, H Home A Away N Neutral

M  
e  
r  
c  
e  
r

### Non-Div l Games:

Page 159

| Average RPI Win: 134      |                      | WON-LOST RECORD | WINNING PCT. RANK | LAST 10 GAMES    | STRENGTH OF SCHEDULE | OPP. STRENGTH OF SCHEDULE | TEAM RPI        | ADJ. RPI | CONF. RPI | ADJ CONF. RPI         |        |
|---------------------------|----------------------|-----------------|-------------------|------------------|----------------------|---------------------------|-----------------|----------|-----------|-----------------------|--------|
| DIV. I ONLY               | 17- 13               | 124             | 3- 7              | 34               | 22                   | 58                        | 59              | 1        | 1         |                       |        |
| DIV. I NON-CONF.          | 11- 3                | 34              | 1- 0              | 102              | 121                  | 48                        | 48              | 1        | 1         |                       |        |
| <hr/>                     |                      |                 |                   |                  |                      |                           |                 |          |           |                       |        |
| TOTALS                    | RPI 1-25             | RPI 26-50       | W-L RECORDS       | RPI 51-100       | RPI 100+             |                           |                 |          |           |                       |        |
| 17- 13                    | 2- 6                 | 1- 4            | OVERALL           | 5- 2             | 9- 1                 |                           |                 |          |           |                       |        |
| 13- 5                     | 2- 2                 | 1- 2            | HOME              | 4- 0             | 6- 1                 |                           |                 |          |           |                       |        |
| 4- 6                      | 0- 3                 | 0- 2            | AWAY              | 1- 1             | 3- 0                 |                           |                 |          |           |                       |        |
| 0- 2                      | 0- 1                 | 0- 0            | NEUTRAL           | 0- 1             | 0- 0                 |                           |                 |          |           |                       |        |
| 11- 3                     | 0- 1                 | 1- 0            | NON-CONFERENCE    | 3- 1             | 7- 1                 |                           |                 |          |           |                       |        |
| 10- 1                     | 0- 0                 | 1- 0            | HOME              | 3- 0             | 6- 1                 |                           |                 |          |           |                       |        |
| 1- 1                      | 0- 0                 | 0- 0            | AWAY              | 0- 1             | 1- 0                 |                           |                 |          |           |                       |        |
| 0- 1                      | 0- 1                 | 0- 0            | NEUTRAL           | 0- 0             | 0- 0                 |                           |                 |          |           |                       |        |
| 6- 10                     | 2- 5                 | 0- 4            | CONFERENCE        | 2- 1             | 2- 0                 |                           |                 |          |           |                       |        |
| 3- 4                      | 2- 2                 | 0- 2            | HOME              | 1- 0             | 0- 0                 |                           |                 |          |           |                       |        |
| 3- 5                      | 0- 3                 | 0- 2            | AWAY              | 1- 0             | 2- 0                 |                           |                 |          |           |                       |        |
| 0- 1                      | 0- 0                 | 0- 0            | NEUTRAL           | 0- 1             | 0- 0                 |                           |                 |          |           |                       |        |
| <hr/>                     |                      |                 |                   |                  |                      |                           |                 |          |           |                       |        |
| RPI 1-25                  |                      | RPI 26-50       |                   | RPI 51-100       |                      | Team's RPI: 59            |                 | RPI 101+ |           |                       |        |
| RPI S                     | Opponent             | Score           | RPI S             | Opponent         | Score                | RPI S                     | Opponent        | Score    | RPI S     | Opponent              | Score  |
| 1                         | H North Carolina     | 57 90           | 27                | A Florida St.    | 61 68                | 75                        | H Florida Int'l | 75 63    | 109       | H Samford             | 72 51  |
| 3                         | H Duke               | 93 99           | 27                | H Florida St.    | 54 79                | 75                        | H Florida Int'l | 95 83    | 110       | A Wake Forest         | 79 71  |
| 4                         | A Maryland           | 77 88           | 28                | H Hartford       | 82 62                | 82                        | H Mississippi   | 79 70    | 127       | H Oakland             | 78 65  |
| 11                        | A North Carolina St. | 77 83           | 36                | A Virginia       | 72 83                | 86                        | A Georgia Tech  | 75 63    | 131       | H George Mason        | 61 68  |
| 12                        | N Georgia            | 59 74           | 36                | H Virginia       | 65 77                | 86                        | H Georgia Tech  | 90 85    | 186       | A Clemson             | 74 52  |
| 19                        | H Virginia Tech      | 77 62           |                   |                  |                      | 86                        | N Georgia Tech  | 62 79    | 229       | H Siena               | 76 47  |
| 25                        | A Boston College     | 69 79           |                   |                  |                      | 98                        | A Montana       | 74 83    | 230       | H Bradley             | 73 61  |
| 25                        | H Boston College     | 82 68           |                   |                  |                      |                           |                 |          | 251       | A UCF                 | 82 72  |
|                           |                      |                 |                   |                  |                      |                           |                 |          | 264       | H Fairleigh Dickinson | 100 62 |
|                           |                      |                 |                   |                  |                      |                           |                 |          | 295       | H N. C. A&T           | 104 65 |
| <hr/>                     |                      |                 |                   |                  |                      |                           |                 |          |           |                       |        |
| LAST 10 Division I GAMES: |                      |                 |                   |                  |                      |                           |                 |          |           |                       |        |
| 36                        | A Virginia           | 72 83           | 27                | A Florida St.    | 61 68                |                           |                 |          |           |                       |        |
| 75                        | H Florida Int'l      | 95 83           | 25                | A Boston College | 69 79                |                           |                 |          |           |                       |        |
| 86                        | N Georgia Tech       | 62 79           | 27                | H Florida St.    | 54 79                |                           |                 |          |           |                       |        |
| 86                        | H Georgia Tech       | 90 85           | 110               | A Wake Forest    | 79 71                |                           |                 |          |           |                       |        |
| 3                         | H Duke               | 93 99           | 4                 | A Maryland       | 77 88                |                           |                 |          |           |                       |        |

Non-Div I Games:

Miami (Fla.)

Loss, Non-Conf, S Site, H Home A Away N Neutral



| Team (Ohio)          |                 |                 |                           | Through Games of 2000 Final |                      |                           |                 |          |           |               |
|----------------------|-----------------|-----------------|---------------------------|-----------------------------|----------------------|---------------------------|-----------------|----------|-----------|---------------|
| Average RPI Win: 241 |                 | WON-LOST RECORD | WINNING PCT. RANK         | LAST 10 GAMES               | STRENGTH OF SCHEDULE | OPP. STRENGTH OF SCHEDULE | TEAM RPI        | ADJ. RPI | CONF. RPI | ADJ CONF. RPI |
| DIV. I ONLY          |                 | 8- 20           | 272                       | 1- 9                        | 298                  | 154                       | 293             | 293      | 16        | 16            |
| DIV. I NON-CONF.     |                 | 5- 6            | 166                       | 0- 0                        | 321                  | 145                       | 267             | 269      | 16        | 16            |
| TOTALS               |                 | RPI 1-25        | RPI 26-50                 | W-L RECORDS                 |                      | RPI 51-100                | RPI 100+        |          |           |               |
| 8- 20                |                 | 0- 0            | 0- 3                      | OVERALL                     |                      | 0- 3                      | 8- 14           |          |           |               |
| 4- 7                 |                 | 0- 0            | 0- 1                      | HOME                        |                      | 0- 1                      | 4- 5            |          |           |               |
| 3- 12                |                 | 0- 0            | 0- 2                      | AWAY                        |                      | 0- 2                      | 3- 8            |          |           |               |
| 1- 1                 |                 | 0- 0            | 0- 0                      | NEUTRAL                     |                      | 0- 0                      | 1- 1            |          |           |               |
| 5- 6                 |                 | 0- 0            | 0- 1                      | NON-CONFERENCE              |                      | 0- 0                      | 5- 5            |          |           |               |
| 2- 1                 |                 | 0- 0            | 0- 0                      | HOME                        |                      | 0- 0                      | 2- 1            |          |           |               |
| 2- 4                 |                 | 0- 0            | 0- 1                      | AWAY                        |                      | 0- 0                      | 2- 3            |          |           |               |
| 1- 1                 |                 | 0- 0            | 0- 0                      | NEUTRAL                     |                      | 0- 0                      | 1- 1            |          |           |               |
| 3- 14                |                 | 0- 0            | 0- 2                      | CONFERENCE                  |                      | 0- 3                      | 3- 9            |          |           |               |
| 2- 6                 |                 | 0- 0            | 0- 1                      | HOME                        |                      | 0- 1                      | 2- 4            |          |           |               |
| 1- 8                 |                 | 0- 0            | 0- 1                      | AWAY                        |                      | 0- 2                      | 1- 5            |          |           |               |
| 0- 0                 |                 | 0- 0            | 0- 0                      | NEUTRAL                     |                      | 0- 0                      | 0- 0            |          |           |               |
| RPI 1-25             |                 | RPI 26-50       |                           | RPI 51-100                  |                      | Team's RPI: 293           |                 |          |           |               |
| RPI S                | Opponent        | Score           | RPI S                     | Opponent                    | Score                | RPI S                     | Opponent        | Score    |           |               |
| 35                   | A Vanderbilt    | 50 82           | 72                        | A Eastern Mich.             | 55 78                | 110                       | N Wake Forest   | 61 67    |           |               |
| 41                   | A Bowling Green | 58 80           | 93                        | A Kent St.                  | 48 63                | 121                       | H Ball St.      | 66 65    |           |               |
| 41                   | H Bowling Green | 59 71           | 93                        | H Kent St.                  | 78 83                | 147                       | H Western Mich. | 60 70    |           |               |
|                      |                 |                 |                           |                             |                      | 152                       | A Tulane        | 72 88    |           |               |
|                      |                 |                 |                           |                             |                      | 164                       | A Northern Ill. | 65 73    |           |               |
|                      |                 |                 |                           |                             |                      | 164                       | H Northern Ill. | 49 51    |           |               |
|                      |                 |                 |                           |                             |                      | 188                       | A Central Mich. | 67 80    |           |               |
|                      |                 |                 |                           |                             |                      | 193                       | H Butler        | 88 72    |           |               |
|                      |                 |                 |                           |                             |                      | 196                       | H Seton Hall    | 55 46    |           |               |
|                      |                 |                 |                           |                             |                      | 201                       | A Toledo        | 58 77    |           |               |
|                      |                 |                 |                           |                             |                      | 214                       | A Northwestern  | 73 79    |           |               |
|                      |                 |                 |                           |                             |                      | 223                       | A Michigan      | 58 75    |           |               |
|                      |                 |                 |                           |                             |                      | 226                       | H Wright St.    | 60 70    |           |               |
|                      |                 |                 |                           |                             |                      | 246                       | A Buffalo       | 61 62    |           |               |
|                      |                 |                 |                           |                             |                      | 246                       | H Buffalo       | 75 78    |           |               |
|                      |                 |                 |                           |                             |                      | 261                       | A Chicago St.   | 63 61    |           |               |
|                      |                 |                 |                           |                             |                      | 266                       | A Ohio          | 43 56    |           |               |
|                      |                 |                 |                           |                             |                      | 266                       | H Ohio          | 60 56    |           |               |
|                      |                 |                 |                           |                             |                      | 280                       | A St. Louis     | 62 55    |           |               |
|                      |                 |                 |                           |                             |                      | 301                       | A Akron         | 65 54    |           |               |
|                      |                 |                 |                           |                             |                      | 301                       | H Akron         | 51 56    |           |               |
|                      |                 |                 |                           |                             |                      | 310                       | N New Orleans   | 90 63    |           |               |
|                      |                 |                 | LAST 10 Division I GAMES: |                             |                      |                           |                 |          |           |               |
|                      |                 |                 | 164 A Northern Ill. 65 73 |                             |                      | 246 A Buffalo 61 62       |                 |          |           |               |
|                      |                 |                 | 41 H Bowling Green 59 71  |                             |                      | 72 A Eastern Mich. 55 78  |                 |          |           |               |
|                      |                 |                 | 93 A Kent St. 48 63       |                             |                      | 147 H Western Mich. 60 70 |                 |          |           |               |
|                      |                 |                 | 301 H Akron 51 56         |                             |                      | 164 H Northern Ill. 49 51 |                 |          |           |               |
|                      |                 |                 | 266 H Ohio 60 56          |                             |                      | 188 A Central Mich. 67 80 |                 |          |           |               |

M  
i  
a  
m  
i  
(  
O  
h  
i  
o  
)

M  
i  
a  
m  
i  
(  
O  
h  
i  
o  
)

### Non-Div l Games:

Mi ami (Ohi o)

■ Loss, ■ Non-Conf, S Site, H Home A Away N Neutral

|                   |     |          |           |         |             |               |      |      |       |           |
|-------------------|-----|----------|-----------|---------|-------------|---------------|------|------|-------|-----------|
| Average RPI Win:  | 265 | WON-LOST | WINNING   | LAST 10 | STRENGTH OF | OPP. STRENGTH | TEAM | ADJ. | CONF. | ADJ CONF. |
| Average RPI Loss: | 75  | RECORD   | PCT. RANK | GAMES   | SCHEDULE    | OF SCHEDULE   | RPI  | RPI  | RPI   | RPI       |

|                  |       |     |       |     |     |     |     |   |   |
|------------------|-------|-----|-------|-----|-----|-----|-----|---|---|
| DIV. I ONLY      | 6- 23 | 302 | 0- 10 | 84  | 76  | 223 | 223 | 7 | 7 |
| DIV. I NON-CONF. | 6- 6  | 144 | 0- 0  | 225 | 205 | 183 | 187 | 6 | 5 |

|        |          |           |                |            |          |
|--------|----------|-----------|----------------|------------|----------|
| TOTALS | RPI 1-25 | RPI 26-50 | W-L RECORDS    | RPI 51-100 | RPI 100+ |
| 6- 23  | 0- 6     | 0- 3      | OVERALL        | 0- 8       | 6- 6     |
| 4- 11  | 0- 3     | 0- 0      | HOME           | 0- 3       | 4- 5     |
| 1- 10  | 0- 3     | 0- 2      | AWAY           | 0- 4       | 1- 1     |
| 1- 2   | 0- 0     | 0- 1      | NEUTRAL        | 0- 1       | 1- 0     |
| 6- 6   | 0- 0     | 0- 3      | NON-CONFERENCE | 0- 1       | 6- 2     |
| 4- 3   | 0- 0     | 0- 0      | HOME           | 0- 1       | 4- 2     |
| 1- 2   | 0- 0     | 0- 2      | AWAY           | 0- 0       | 1- 0     |
| 1- 1   | 0- 0     | 0- 1      | NEUTRAL        | 0- 0       | 1- 0     |
| 0- 17  | 0- 6     | 0- 0      | CONFERENCE     | 0- 7       | 0- 4     |
| 0- 8   | 0- 3     | 0- 0      | HOME           | 0- 2       | 0- 3     |
| 0- 8   | 0- 3     | 0- 0      | AWAY           | 0- 4       | 0- 1     |
| 0- 1   | 0- 0     | 0- 0      | NEUTRAL        | 0- 1       | 0- 0     |

| RPI 1-25 |   |              |       | RPI 26-50                 |   |              |       | RPI 51-100 |   |              |       | RPI 101+ |   |                   |       | Team's RPI: 22 |  |
|----------|---|--------------|-------|---------------------------|---|--------------|-------|------------|---|--------------|-------|----------|---|-------------------|-------|----------------|--|
| RPI      | S | Opponent     | Score | RPI                       | S | Opponent     | Score | RPI        | S | Opponent     | Score | RPI      | S | Opponent          | Score |                |  |
| 8        | A | Ohio St.     | 34 62 | 34                        | N | Temple       | 48 65 | 54         | A | Indiana      | 44 69 | 130      | H | Wisconsin         | 65 75 |                |  |
| 8        | H | Ohio St.     | 55 74 | 37                        | A | Notre Dame   | 45 55 | 54         | N | Indiana      | 52 68 | 132      | A | Illinois          | 48 67 |                |  |
| 17       | A | Michigan St. | 44 77 | 44                        | A | Washington   | 60 82 | 58         | A | Minnesota    | 48 83 | 132      | H | Illinois          | 57 67 |                |  |
| 17       | H | Michigan St. | 42 68 |                           |   |              |       | 58         | H | Minnesota    | 57 85 | 188      | H | Central Mich.     | 57 79 |                |  |
| 23       | A | Purdue       | 50 75 |                           |   |              |       | 60         | A | Iowa         | 55 67 | 201      | H | Toledo            | 55 61 |                |  |
| 23       | H | Purdue       | 43 51 |                           |   |              |       | 60         | H | Iowa         | 63 77 | 214      | H | Northwestern      | 57 77 |                |  |
|          |   |              |       |                           |   |              |       | 73         | H | Nebraska     | 49 69 | 221      | H | Maine             | 68 60 |                |  |
|          |   |              |       |                           |   |              |       | 95         | A | Penn St.     | 62 78 | 237      | H | Fordham           | 98 55 |                |  |
|          |   |              |       |                           |   |              |       |            |   |              |       | 247      | H | Md.-East. Shore   | 77 59 |                |  |
|          |   |              |       |                           |   |              |       |            |   |              |       | 285      | A | St. Bonaventure   | 68 60 |                |  |
|          |   |              |       |                           |   |              |       |            |   |              |       | 293      | H | Miami (Ohio)      | 75 58 |                |  |
|          |   |              |       |                           |   |              |       |            |   |              |       | 308      | N | St. Francis (Pa.) | 80 52 |                |  |
|          |   |              |       | LAST 10 Division I GAMES: |   |              |       |            |   |              |       |          |   |                   |       |                |  |
|          |   |              |       | 54                        | N | Indiana      | 52 68 | 8          | H | Ohio St.     | 55 74 |          |   |                   |       |                |  |
|          |   |              |       | 132                       | H | Illinois     | 57 67 | 58         | A | Minnesota    | 48 83 |          |   |                   |       |                |  |
|          |   |              |       | 17                        | H | Michigan St. | 42 68 | 95         | A | Penn St.     | 62 78 |          |   |                   |       |                |  |
|          |   |              |       | 60                        | A | Iowa         | 55 67 | 130        | H | Wisconsin    | 65 75 |          |   |                   |       |                |  |
|          |   |              |       | 23                        | A | Purdue       | 50 75 | 214        | H | Northwestern | 57 77 |          |   |                   |       |                |  |

Non-Div I Games:

Michigan

Loss, Non-Conf, S Site, H Home A Away N Neutral

|                   |     |          |           |         |             |               |      |      |       |           |
|-------------------|-----|----------|-----------|---------|-------------|---------------|------|------|-------|-----------|
| Average RPI Win:  | 124 | WON-LOST | WINNING   | LAST 10 | STRENGTH OF | OPP. STRENGTH | TEAM | ADJ. | CONF. | ADJ CONF. |
| Average RPI Loss: | 18  | RECORD   | PCT. RANK | GAMES   | SCHEDULE    | OF SCHEDULE   | RPI  | RPI  | RPI   | RPI       |

|                  |        |    |      |    |    |    |    |   |   |
|------------------|--------|----|------|----|----|----|----|---|---|
| DIV. I ONLY      | 24- 10 | 49 | 7- 3 | 16 | 24 | 19 | 17 | 7 | 7 |
| DIV. I NON-CONF. | 12- 4  | 47 | 2- 1 | 8  | 10 | 9  | 9  | 6 | 5 |

|        |          |           |                |            |          |
|--------|----------|-----------|----------------|------------|----------|
| TOTALS | RPI 1-25 | RPI 26-50 | W-L RECORDS    | RPI 51-100 | RPI 100+ |
| 24- 10 | 3- 8     | 1- 0      | OVERALL        | 6- 2       | 14- 0    |
| 14- 1  | 1- 1     | 0- 0      | HOME           | 4- 0       | 9- 0     |
| 6- 5   | 1- 3     | 1- 0      | AWAY           | 0- 2       | 4- 0     |
| 4- 4   | 1- 4     | 0- 0      | NEUTRAL        | 2- 0       | 1- 0     |
| 12- 4  | 3- 4     | 1- 0      | NON-CONFERENCE | 1- 0       | 7- 0     |
| 7- 0   | 1- 0     | 0- 0      | HOME           | 0- 0       | 6- 0     |
| 2- 1   | 1- 1     | 1- 0      | AWAY           | 0- 0       | 0- 0     |
| 3- 3   | 1- 3     | 0- 0      | NEUTRAL        | 1- 0       | 1- 0     |
| 12- 6  | 0- 4     | 0- 0      | CONFERENCE     | 5- 2       | 7- 0     |
| 7- 1   | 0- 1     | 0- 0      | HOME           | 4- 0       | 3- 0     |
| 4- 4   | 0- 2     | 0- 0      | AWAY           | 0- 2       | 4- 0     |
| 1- 1   | 0- 1     | 0- 0      | NEUTRAL        | 1- 0       | 0- 0     |

| RPI 1-25 |   |           |              | Team's RPI: 17 |   |                |              | RPI 26-50                 |   |                |              | RPI 51-100 |   |                |       | RPI 101+ |   |          |       |
|----------|---|-----------|--------------|----------------|---|----------------|--------------|---------------------------|---|----------------|--------------|------------|---|----------------|-------|----------|---|----------|-------|
| RPI      | S | Opponent  | Score        | RPI            | S | Opponent       | Score        | RPI                       | S | Opponent       | Score        | RPI        | S | Opponent       | Score | RPI      | S | Opponent | Score |
| 2        | N | Tennessee | 55 <b>83</b> | 50             | A | South Fla.     | 81 66        | 54                        | H | Indiana        | 65 59        | 130        | A | Wisconsin      | 69 63 |          |   |          |       |
| 3        | N | Duke      | 61 <b>86</b> |                |   |                |              | 58                        | A | Minnesota      | 58 <b>71</b> | 130        | H | Wisconsin      | 53 47 |          |   |          |       |
| 4        | N | Maryland  | 61 <b>75</b> |                |   |                |              | 58                        | H | Minnesota      | 84 61        | 132        | A | Illinois       | 57 51 |          |   |          |       |
| 6        | A | LSU       | 52 <b>72</b> |                |   |                |              | 60                        | A | Iowa           | 64 <b>75</b> | 132        | H | Illinois       | 72 61 |          |   |          |       |
| 7        | A | Oklahoma  | 80 60        |                |   |                |              | 60                        | H | Iowa           | 73 71        | 149        | H | UC Santa Barb. | 86 55 |          |   |          |       |
| 8        | A | Ohio St.  | 38 <b>69</b> |                |   |                |              | 60                        | N | Iowa           | 79 58        | 168        | N | Gonzaga        | 60 45 |          |   |          |       |
| 8        | H | Ohio St.  | 65 <b>67</b> |                |   |                |              | 83                        | N | Wis.-Milwaukee | 65 46        | 169        | H | Houston        | 76 53 |          |   |          |       |
| 8        | N | Ohio St.  | 64 <b>68</b> |                |   |                |              | 95                        | H | Penn St.       | 75 53        | 170        | H | Pepperdine     | 82 64 |          |   |          |       |
| 9        | H | Rutgers   | 73 71        |                |   |                |              |                           |   |                |              | 188        | H | Central Mich.  | 75 50 |          |   |          |       |
| 23       | A | Purdue    | 53 <b>73</b> |                |   |                |              |                           |   |                |              | 195        | H | Detroit        | 77 52 |          |   |          |       |
| 24       | N | Kentucky  | 67 63        |                |   |                |              |                           |   |                |              | 214        | A | Northwestern   | 79 59 |          |   |          |       |
|          |   |           |              |                |   |                |              | LAST 10 Division I GAMES: |   |                |              |            |   |                |       |          |   |          |       |
|          |   |           |              | 3              | N | Duke           | 61 <b>86</b> | 223                       | A | Michigan       | 68 42        |            |   |                |       |          |   |          |       |
|          |   |           |              | 24             | N | Kentucky       | 67 63        | 8                         | A | Ohio St.       | 38 <b>69</b> |            |   |                |       |          |   |          |       |
|          |   |           |              | 83             | N | Wis.-Milwaukee | 65 46        | 60                        | H | Iowa           | 73 71        |            |   |                |       |          |   |          |       |
|          |   |           |              | 8              | N | Ohio St.       | 64 <b>68</b> | 130                       | H | Wisconsin      | 53 47        |            |   |                |       |          |   |          |       |
|          |   |           |              | 60             | N | Iowa           | 79 58        | 58                        | H | Minnesota      | 84 61        |            |   |                |       |          |   |          |       |

Non-Div I Games:

Michigan St.

Loss, Non-Conf, S Site, H Home A Away N Neutral

|                            |  |  |  |  |  |  |  |  |  |                               |  |                   |  |                |  |                      |  |                           |  |                           |  |          |  |           |  |               |  |  |  |                               |  |  |  |  |  |  |  |  |  |                      |  |  |  |  |  |  |  |  |  |
|----------------------------|--|--|--|--|--|--|--|--|--|-------------------------------|--|-------------------|--|----------------|--|----------------------|--|---------------------------|--|---------------------------|--|----------|--|-----------|--|---------------|--|--|--|-------------------------------|--|--|--|--|--|--|--|--|--|----------------------|--|--|--|--|--|--|--|--|--|
| Average RPI Win: 144       |  |  |  |  |  |  |  |  |  | WON-LOST RECORD               |  | WINNING PCT. RANK |  | LAST 10 GAMES  |  | STRENGTH OF SCHEDULE |  | OPP. STRENGTH OF SCHEDULE |  | TEAM RPI                  |  | ADJ. RPI |  | CONF. RPI |  | ADJ CONF. RPI |  |  |  |                               |  |  |  |  |  |  |  |  |  |                      |  |  |  |  |  |  |  |  |  |
| Average RPI Loss: 97       |  |  |  |  |  |  |  |  |  | 20- 11                        |  | 77                |  | 6- 4           |  | 54                   |  | 92                        |  | 62                        |  | 62       |  | 9         |  | 9             |  |  |  |                               |  |  |  |  |  |  |  |  |  |                      |  |  |  |  |  |  |  |  |  |
| DIV. I ONLY                |  |  |  |  |  |  |  |  |  | 7- 7                          |  | 144               |  | 0- 1           |  | 100                  |  | 97                        |  | 114                       |  | 112      |  | 10        |  | 10            |  |  |  |                               |  |  |  |  |  |  |  |  |  |                      |  |  |  |  |  |  |  |  |  |
| TOTALS                     |  |  |  |  |  |  |  |  |  | RPI 1-25                      |  | RPI 26-50         |  | W-L RECORDS    |  | RPI 51-100           |  | RPI 100+                  |  |                           |  |          |  |           |  |               |  |  |  |                               |  |  |  |  |  |  |  |  |  |                      |  |  |  |  |  |  |  |  |  |
| 20- 11                     |  |  |  |  |  |  |  |  |  | 2- 3                          |  | 0- 2              |  | OVERALL        |  | 6- 1                 |  | 12- 5                     |  |                           |  |          |  |           |  |               |  |  |  |                               |  |  |  |  |  |  |  |  |  |                      |  |  |  |  |  |  |  |  |  |
| 15- 1                      |  |  |  |  |  |  |  |  |  | 2- 1                          |  | 0- 0              |  | HOME           |  | 4- 0                 |  | 9- 0                      |  |                           |  |          |  |           |  |               |  |  |  |                               |  |  |  |  |  |  |  |  |  |                      |  |  |  |  |  |  |  |  |  |
| 4- 9                       |  |  |  |  |  |  |  |  |  | 0- 1                          |  | 0- 2              |  | AWAY           |  | 1- 1                 |  | 3- 5                      |  |                           |  |          |  |           |  |               |  |  |  |                               |  |  |  |  |  |  |  |  |  |                      |  |  |  |  |  |  |  |  |  |
| 1- 1                       |  |  |  |  |  |  |  |  |  | 0- 1                          |  | 0- 0              |  | NEUTRAL        |  | 1- 0                 |  | 0- 0                      |  |                           |  |          |  |           |  |               |  |  |  |                               |  |  |  |  |  |  |  |  |  |                      |  |  |  |  |  |  |  |  |  |
| 7- 7                       |  |  |  |  |  |  |  |  |  | 0- 2                          |  | 0- 2              |  | NON-CONFERENCE |  | 2- 0                 |  | 5- 3                      |  |                           |  |          |  |           |  |               |  |  |  |                               |  |  |  |  |  |  |  |  |  |                      |  |  |  |  |  |  |  |  |  |
| 5- 1                       |  |  |  |  |  |  |  |  |  | 0- 1                          |  | 0- 0              |  | HOME           |  | 1- 0                 |  | 4- 0                      |  |                           |  |          |  |           |  |               |  |  |  |                               |  |  |  |  |  |  |  |  |  |                      |  |  |  |  |  |  |  |  |  |
| 1- 5                       |  |  |  |  |  |  |  |  |  | 0- 0                          |  | 0- 2              |  | AWAY           |  | 0- 0                 |  | 1- 3                      |  |                           |  |          |  |           |  |               |  |  |  |                               |  |  |  |  |  |  |  |  |  |                      |  |  |  |  |  |  |  |  |  |
| 1- 1                       |  |  |  |  |  |  |  |  |  | 0- 1                          |  | 0- 0              |  | NEUTRAL        |  | 1- 0                 |  | 0- 0                      |  |                           |  |          |  |           |  |               |  |  |  |                               |  |  |  |  |  |  |  |  |  |                      |  |  |  |  |  |  |  |  |  |
| 13- 4                      |  |  |  |  |  |  |  |  |  | 2- 1                          |  | 0- 0              |  | CONFERENCE     |  | 4- 1                 |  | 7- 2                      |  |                           |  |          |  |           |  |               |  |  |  |                               |  |  |  |  |  |  |  |  |  |                      |  |  |  |  |  |  |  |  |  |
| 10- 0                      |  |  |  |  |  |  |  |  |  | 2- 0                          |  | 0- 0              |  | HOME           |  | 3- 0                 |  | 5- 0                      |  |                           |  |          |  |           |  |               |  |  |  |                               |  |  |  |  |  |  |  |  |  |                      |  |  |  |  |  |  |  |  |  |
| 3- 4                       |  |  |  |  |  |  |  |  |  | 0- 1                          |  | 0- 0              |  | AWAY           |  | 1- 1                 |  | 2- 2                      |  |                           |  |          |  |           |  |               |  |  |  |                               |  |  |  |  |  |  |  |  |  |                      |  |  |  |  |  |  |  |  |  |
| 0- 0                       |  |  |  |  |  |  |  |  |  | 0- 0                          |  | 0- 0              |  | NEUTRAL        |  | 0- 0                 |  | 0- 0                      |  |                           |  |          |  |           |  |               |  |  |  |                               |  |  |  |  |  |  |  |  |  |                      |  |  |  |  |  |  |  |  |  |
| RPI 1-25                   |  |  |  |  |  |  |  |  |  | RPI 26-50                     |  |                   |  |                |  |                      |  |                           |  | RPI 51-100                |  |          |  |           |  |               |  |  |  | Team's RPI: 62                |  |  |  |  |  |  |  |  |  | RPI 101+             |  |  |  |  |  |  |  |  |  |
| RPI S Opponent Score       |  |  |  |  |  |  |  |  |  | RPI S Opponent Score          |  |                   |  |                |  |                      |  |                           |  | RPI S Opponent Score      |  |          |  |           |  |               |  |  |  | RPI S Opponent Score          |  |  |  |  |  |  |  |  |  | RPI S Opponent Score |  |  |  |  |  |  |  |  |  |
| 12 H Georgi a 72 90        |  |  |  |  |  |  |  |  |  | 36 A Vi rgi ni a 63 79        |  |                   |  |                |  |                      |  |                           |  | 75 A Florida Int'l 57 73  |  |          |  |           |  |               |  |  |  | 106 A North Texas 64 69       |  |  |  |  |  |  |  |  |  |                      |  |  |  |  |  |  |  |  |  |
| 15 N Utah 71 76            |  |  |  |  |  |  |  |  |  | 39 A Chattanooga 66 76        |  |                   |  |                |  |                      |  |                           |  | 75 H Florida Int'l 70 65  |  |          |  |           |  |               |  |  |  | 123 A South Dakota St. 79 72  |  |  |  |  |  |  |  |  |  |                      |  |  |  |  |  |  |  |  |  |
| 18 A Western Ky. 63 70     |  |  |  |  |  |  |  |  |  |                               |  |                   |  |                |  |                      |  |                           |  | 78 H Tennessee Tech 74 46 |  |          |  |           |  |               |  |  |  | 146 A Ark. -Little Rock 53 58 |  |  |  |  |  |  |  |  |  |                      |  |  |  |  |  |  |  |  |  |
| 18 H Western Ky. 68 63     |  |  |  |  |  |  |  |  |  |                               |  |                   |  |                |  |                      |  |                           |  | 81 A Arkansas St. 66 65   |  |          |  |           |  |               |  |  |  | 146 H Ark. -Little Rock 65 58 |  |  |  |  |  |  |  |  |  |                      |  |  |  |  |  |  |  |  |  |
| 18 H Western Ky. 84 73     |  |  |  |  |  |  |  |  |  |                               |  |                   |  |                |  |                      |  |                           |  | 81 H Arkansas St. 95 59   |  |          |  |           |  |               |  |  |  | 154 A South Ala. 59 58        |  |  |  |  |  |  |  |  |  |                      |  |  |  |  |  |  |  |  |  |
|                            |  |  |  |  |  |  |  |  |  |                               |  |                   |  |                |  |                      |  |                           |  | 81 H Arkansas St. 90 64   |  |          |  |           |  |               |  |  |  | 155 H Denver 77 56            |  |  |  |  |  |  |  |  |  |                      |  |  |  |  |  |  |  |  |  |
|                            |  |  |  |  |  |  |  |  |  |                               |  |                   |  |                |  |                      |  |                           |  | 95 N Penn St. 79 65       |  |          |  |           |  |               |  |  |  | 156 A UAB 69 71               |  |  |  |  |  |  |  |  |  |                      |  |  |  |  |  |  |  |  |  |
|                            |  |  |  |  |  |  |  |  |  |                               |  |                   |  |                |  |                      |  |                           |  |                           |  |          |  |           |  |               |  |  |  | 169 H Houston 62 35           |  |  |  |  |  |  |  |  |  |                      |  |  |  |  |  |  |  |  |  |
|                            |  |  |  |  |  |  |  |  |  |                               |  |                   |  |                |  |                      |  |                           |  |                           |  |          |  |           |  |               |  |  |  | 173 H La. -Lafayette 69 68    |  |  |  |  |  |  |  |  |  |                      |  |  |  |  |  |  |  |  |  |
|                            |  |  |  |  |  |  |  |  |  |                               |  |                   |  |                |  |                      |  |                           |  |                           |  |          |  |           |  |               |  |  |  | 173 H La. -Lafayette 84 58    |  |  |  |  |  |  |  |  |  |                      |  |  |  |  |  |  |  |  |  |
|                            |  |  |  |  |  |  |  |  |  |                               |  |                   |  |                |  |                      |  |                           |  |                           |  |          |  |           |  |               |  |  |  | 174 A Austin Peay 69 71       |  |  |  |  |  |  |  |  |  |                      |  |  |  |  |  |  |  |  |  |
|                            |  |  |  |  |  |  |  |  |  |                               |  |                   |  |                |  |                      |  |                           |  |                           |  |          |  |           |  |               |  |  |  | 217 H Troy 91 60              |  |  |  |  |  |  |  |  |  |                      |  |  |  |  |  |  |  |  |  |
|                            |  |  |  |  |  |  |  |  |  |                               |  |                   |  |                |  |                      |  |                           |  |                           |  |          |  |           |  |               |  |  |  | 243 H Georgia St. 69 51       |  |  |  |  |  |  |  |  |  |                      |  |  |  |  |  |  |  |  |  |
|                            |  |  |  |  |  |  |  |  |  |                               |  |                   |  |                |  |                      |  |                           |  |                           |  |          |  |           |  |               |  |  |  | 245 H Ga. Southern 80 58      |  |  |  |  |  |  |  |  |  |                      |  |  |  |  |  |  |  |  |  |
|                            |  |  |  |  |  |  |  |  |  |                               |  |                   |  |                |  |                      |  |                           |  |                           |  |          |  |           |  |               |  |  |  | 250 H Eastern Ky. 77 66       |  |  |  |  |  |  |  |  |  |                      |  |  |  |  |  |  |  |  |  |
|                            |  |  |  |  |  |  |  |  |  |                               |  |                   |  |                |  |                      |  |                           |  |                           |  |          |  |           |  |               |  |  |  | 286 A North Dakota St. 58 65  |  |  |  |  |  |  |  |  |  |                      |  |  |  |  |  |  |  |  |  |
|                            |  |  |  |  |  |  |  |  |  |                               |  |                   |  |                |  |                      |  |                           |  |                           |  |          |  |           |  |               |  |  |  | 310 A New Orleans 90 41       |  |  |  |  |  |  |  |  |  |                      |  |  |  |  |  |  |  |  |  |
| LAST 10 Div                |  |  |  |  |  |  |  |  |  | si on I GAMES:                |  |                   |  |                |  |                      |  |                           |  |                           |  |          |  |           |  |               |  |  |  |                               |  |  |  |  |  |  |  |  |  |                      |  |  |  |  |  |  |  |  |  |
| 15 N Utah 71 76            |  |  |  |  |  |  |  |  |  | 18 A Western Ky. 63 70        |  |                   |  |                |  |                      |  |                           |  |                           |  |          |  |           |  |               |  |  |  |                               |  |  |  |  |  |  |  |  |  |                      |  |  |  |  |  |  |  |  |  |
| 18 H Western Ky. 84 73     |  |  |  |  |  |  |  |  |  | 146 H Ark. -Little Rock 65 58 |  |                   |  |                |  |                      |  |                           |  |                           |  |          |  |           |  |               |  |  |  |                               |  |  |  |  |  |  |  |  |  |                      |  |  |  |  |  |  |  |  |  |
| 81 H Arkansas St. 90 64    |  |  |  |  |  |  |  |  |  | 81 H Arkansas St. 95 59       |  |                   |  |                |  |                      |  |                           |  |                           |  |          |  |           |  |               |  |  |  |                               |  |  |  |  |  |  |  |  |  |                      |  |  |  |  |  |  |  |  |  |
| 173 H La. -Lafayette 84 58 |  |  |  |  |  |  |  |  |  | 155 H Denver 77 56            |  |                   |  |                |  |                      |  |                           |  |                           |  |          |  |           |  |               |  |  |  |                               |  |  |  |  |  |  |  |  |  |                      |  |  |  |  |  |  |  |  |  |
| 75 A Florida Int'l 57 73   |  |  |  |  |  |  |  |  |  | 106 A North Texas 64 69       |  |                   |  |                |  |                      |  |                           |  |                           |  |          |  |           |  |               |  |  |  |                               |  |  |  |  |  |  |  |  |  |                      |  |  |  |  |  |  |  |  |  |

Middle Tenn.

M  
i  
d  
d  
l  
e  
T  
e  
n  
n  
.

### Non-Div l Games:

Mi ddl e Tenn.

■ Loss, ■ Non-Conf, S Site, H Home A Away N Neutral





|                           |                  |                 |       |                   |       |                |                  |                      |       |                           |       |          |  |          |  |           |  |               |  |
|---------------------------|------------------|-----------------|-------|-------------------|-------|----------------|------------------|----------------------|-------|---------------------------|-------|----------|--|----------|--|-----------|--|---------------|--|
| Average RPI Win: 227      |                  | WON-LOST RECORD |       | WINNING PCT. RANK |       | LAST 10 GAMES  |                  | STRENGTH OF SCHEDULE |       | OPP. STRENGTH OF SCHEDULE |       | TEAM RPI |  | ADJ. RPI |  | CONF. RPI |  | ADJ CONF. RPI |  |
| DIV. I ONLY               |                  | 6- 22           |       | 300               |       | 0- 10          |                  | 45                   |       | 64                        |       | 194      |  | 190      |  | 2         |  | 2             |  |
| DIV. I NON-CONF.          |                  | 5- 8            |       | 208               |       | 0- 0           |                  | 96                   |       | 150                       |       | 165      |  | 165      |  | 2         |  | 2             |  |
| TOTALS                    |                  | RPI 1-25        |       | RPI 26-50         |       | W-L RECORDS    |                  | RPI 51-100           |       | RPI 100+                  |       |          |  |          |  |           |  |               |  |
| 6- 22                     |                  | 0- 6            |       | 0- 6              |       | OVERALL        |                  | 1- 4                 |       | 5- 6                      |       |          |  |          |  |           |  |               |  |
| 4- 10                     |                  | 0- 3            |       | 0- 1              |       | HOME           |                  | 0- 2                 |       | 4- 4                      |       |          |  |          |  |           |  |               |  |
| 2- 9                      |                  | 0- 2            |       | 0- 3              |       | AWAY           |                  | 1- 2                 |       | 1- 2                      |       |          |  |          |  |           |  |               |  |
| 0- 3                      |                  | 0- 1            |       | 0- 2              |       | NEUTRAL        |                  | 0- 0                 |       | 0- 0                      |       |          |  |          |  |           |  |               |  |
| 5- 8                      |                  | 0- 2            |       | 0- 3              |       | NON-CONFERENCE |                  | 0- 0                 |       | 5- 3                      |       |          |  |          |  |           |  |               |  |
| 4- 3                      |                  | 0- 1            |       | 0- 0              |       | HOME           |                  | 0- 0                 |       | 4- 2                      |       |          |  |          |  |           |  |               |  |
| 1- 3                      |                  | 0- 0            |       | 0- 2              |       | AWAY           |                  | 0- 0                 |       | 1- 1                      |       |          |  |          |  |           |  |               |  |
| 0- 2                      |                  | 0- 1            |       | 0- 1              |       | NEUTRAL        |                  | 0- 0                 |       | 0- 0                      |       |          |  |          |  |           |  |               |  |
| 1- 14                     |                  | 0- 4            |       | 0- 3              |       | CONFERENCE     |                  | 1- 4                 |       | 0- 3                      |       |          |  |          |  |           |  |               |  |
| 0- 7                      |                  | 0- 2            |       | 0- 1              |       | HOME           |                  | 0- 2                 |       | 0- 2                      |       |          |  |          |  |           |  |               |  |
| 1- 6                      |                  | 0- 2            |       | 0- 1              |       | AWAY           |                  | 1- 2                 |       | 0- 1                      |       |          |  |          |  |           |  |               |  |
| 0- 1                      |                  | 0- 0            |       | 0- 1              |       | NEUTRAL        |                  | 0- 0                 |       | 0- 0                      |       |          |  |          |  |           |  |               |  |
| RPI 1-25                  |                  | RPI 26-50       |       | RPI 51-100        |       | RPI 101+       |                  | Team's RPI: 190      |       |                           |       |          |  |          |  |           |  |               |  |
| RPI S                     | Opponent         | Score           | RPI S | Opponent          | Score | RPI S          | Opponent         | Score                | RPI S | Opponent                  | Score |          |  |          |  |           |  |               |  |
| 2                         | H Tennessee      | 56 79           | 26    | N TCU             | 52 72 | 82             | A Mississippi    | 70 59                | 117   | A Arkansas                | 58 60 |          |  |          |  |           |  |               |  |
| 6                         | A LSU            | 48 62           | 27    | A Florida St.     | 59 75 | 82             | H Mississippi    | 71 76                | 117   | H Arkansas                | 45 66 |          |  |          |  |           |  |               |  |
| 12                        | A Georgia        | 42 81           | 33    | H Florida         | 48 63 | 85             | A Auburn         | 44 74                | 133   | H Alabama                 | 59 61 |          |  |          |  |           |  |               |  |
| 16                        | N Arizona St.    | 48 70           | 33    | N Florida         | 83 98 | 94             | A South Carolina | 47 75                | 156   | A UAB                     | 59 73 |          |  |          |  |           |  |               |  |
| 23                        | H Purdue         | 42 61           | 35    | A Vanderbilt      | 48 87 | 94             | H South Carolina | 46 51                | 161   | H East Tenn. St.          | 53 78 |          |  |          |  |           |  |               |  |
| 24                        | H Kentucky       | 46 51           | 42    | A Louisiana Tech  | 41 52 |                |                  |                      | 189   | H Southern Miss.          | 57 64 |          |  |          |  |           |  |               |  |
|                           |                  |                 |       |                   |       |                |                  |                      | 207   | H Morehead St.            | 78 65 |          |  |          |  |           |  |               |  |
|                           |                  |                 |       |                   |       |                |                  |                      | 221   | H Maine                   | 80 55 |          |  |          |  |           |  |               |  |
|                           |                  |                 |       |                   |       |                |                  |                      | 248   | H Birm ngham-So.          | 59 50 |          |  |          |  |           |  |               |  |
|                           |                  |                 |       |                   |       |                |                  |                      | 291   | H Southeastern La.        | 71 55 |          |  |          |  |           |  |               |  |
|                           |                  |                 |       |                   |       |                |                  |                      | 310   | A New Orleans             | 79 59 |          |  |          |  |           |  |               |  |
| LAST 10 Division I GAMES: |                  |                 |       |                   |       |                |                  |                      |       |                           |       |          |  |          |  |           |  |               |  |
| 33                        | N Florida        | 83 98           | 33    | H Florida         | 48 63 |                |                  |                      |       |                           |       |          |  |          |  |           |  |               |  |
| 6                         | A LSU            | 48 62           | 94    | H South Carolina  | 46 51 |                |                  |                      |       |                           |       |          |  |          |  |           |  |               |  |
| 94                        | A South Carolina | 47 75           | 85    | A Auburn          | 44 74 |                |                  |                      |       |                           |       |          |  |          |  |           |  |               |  |
| 24                        | H Kentucky       | 46 51           | 82    | H Mississippi     | 71 76 |                |                  |                      |       |                           |       |          |  |          |  |           |  |               |  |
| 133                       | H Alabama        | 59 61           | 117   | A Arkansas        | 58 60 |                |                  |                      |       |                           |       |          |  |          |  |           |  |               |  |

Mississippi St.

Mississippi St.

Non-Div I Games:

Mississippi St.

Loss, 
Non-Conf, S Site, 
H Home
A Away 
N Neutral

|                   |          |          |                 |           |                   |                |  |                      |          |                           |          |          |           |                  |  |
|-------------------|----------|----------|-----------------|-----------|-------------------|----------------|--|----------------------|----------|---------------------------|----------|----------|-----------|------------------|--|
| Average RPI Win:  |          | 296      | WON-LOST RECORD |           | WINNING PCT. RANK | LAST 10 GAMES  |  | STRENGTH OF SCHEDULE |          | OPP. STRENGTH OF SCHEDULE | TEAM RPI | ADJ. RPI | CONF. RPI | ADJ CONF. RPI    |  |
| Average RPI Loss: |          | 204      |                 |           |                   |                |  |                      |          |                           |          |          |           |                  |  |
| DIV. I ONLY       |          | 15- 11   |                 |           | 122               | 7- 3           |  | 328                  |          | 328                       | 236      | 240      | 32        | 32               |  |
| DIV. I NON-CONF.  |          | 2- 5     |                 |           | 262               | 0- 0           |  | 315                  |          | 271                       | 317      | 317      | 32        | 32               |  |
| TOTALS            |          | RPI 1-25 |                 |           | RPI 26-50         | W-L RECORDS    |  | RPI 51-100           |          |                           |          | RPI 100+ |           |                  |  |
| 15- 11            |          | 0- 0     |                 |           | 0- 0              | OVERALL        |  | 0- 0                 |          |                           |          | 15- 11   |           |                  |  |
| 7- 4              |          | 0- 0     |                 |           | 0- 0              | HOME           |  | 0- 0                 |          |                           |          | 7- 4     |           |                  |  |
| 7- 5              |          | 0- 0     |                 |           | 0- 0              | AWAY           |  | 0- 0                 |          |                           |          | 7- 5     |           |                  |  |
| 1- 2              |          | 0- 0     |                 |           | 0- 0              | NEUTRAL        |  | 0- 0                 |          |                           |          | 1- 2     |           |                  |  |
| 2- 5              |          | 0- 0     |                 |           | 0- 0              | NON-CONFERENCE |  | 0- 0                 |          |                           |          | 2- 5     |           |                  |  |
| 1- 1              |          | 0- 0     |                 |           | 0- 0              | HOME           |  | 0- 0                 |          |                           |          | 1- 1     |           |                  |  |
| 0- 3              |          | 0- 0     |                 |           | 0- 0              | AWAY           |  | 0- 0                 |          |                           |          | 0- 3     |           |                  |  |
| 1- 1              |          | 0- 0     |                 |           | 0- 0              | NEUTRAL        |  | 0- 0                 |          |                           |          | 1- 1     |           |                  |  |
| 13- 6             |          | 0- 0     |                 |           | 0- 0              | CONFERENCE     |  | 0- 0                 |          |                           |          | 13- 6    |           |                  |  |
| 6- 3              |          | 0- 0     |                 |           | 0- 0              | HOME           |  | 0- 0                 |          |                           |          | 6- 3     |           |                  |  |
| 7- 2              |          | 0- 0     |                 |           | 0- 0              | AWAY           |  | 0- 0                 |          |                           |          | 7- 2     |           |                  |  |
| 0- 1              |          | 0- 0     |                 |           | 0- 0              | NEUTRAL        |  | 0- 0                 |          |                           |          | 0- 1     |           |                  |  |
| RPI 1-25          |          |          |                 | RPI 26-50 |                   |                |  | RPI 51-100           |          |                           |          | RPI 101+ |           | Team's RPI : 240 |  |
| RPI S             | Opponent | Score    |                 | RPI S     | Opponent          | Score          |  | RPI S                | Opponent | Score                     |          | RPI S    | Opponent  | Score            |  |
|                   |          |          |                 |           |                   |                |  |                      |          |                           |          |          |           |                  |  |
|                   |          |          |                 |           |                   |                |  |                      |          |                           |          |          |           |                  |  |
|                   |          |          |                 |           |                   |                |  |                      |          |                           |          |          |           |                  |  |
|                   |          |          |                 |           |                   |                |  |                      |          |                           |          |          |           |                  |  |
|                   |          |          |                 |           |                   |                |  |                      |          |                           |          |          |           |                  |  |
|                   |          |          |                 |           |                   |                |  |                      |          |                           |          |          |           |                  |  |
|                   |          |          |                 |           |                   |                |  |                      |          |                           |          |          |           |                  |  |
|                   |          |          |                 |           |                   |                |  |                      |          |                           |          |          |           |                  |  |
|                   |          |          |                 |           |                   |                |  |                      |          |                           |          |          |           |                  |  |
|                   |          |          |                 |           |                   |                |  |                      |          |                           |          |          |           |                  |  |
|                   |          |          |                 |           |                   |                |  |                      |          |                           |          |          |           |                  |  |
|                   |          |          |                 |           |                   |                |  |                      |          |                           |          |          |           |                  |  |
|                   |          |          |                 |           |                   |                |  |                      |          |                           |          |          |           |                  |  |
|                   |          |          |                 |           |                   |                |  |                      |          |                           |          |          |           |                  |  |
|                   |          |          |                 |           |                   |                |  |                      |          |                           |          |          |           |                  |  |
|                   |          |          |                 |           |                   |                |  |                      |          |                           |          |          |           |                  |  |
|                   |          |          |                 |           |                   |                |  |                      |          |                           |          |          |           |                  |  |
|                   |          |          |                 |           |                   |                |  |                      |          |                           |          |          |           |                  |  |
|                   |          |          |                 |           |                   |                |  |                      |          |                           |          |          |           |                  |  |
|                   |          |          |                 |           |                   |                |  |                      |          |                           |          |          |           |                  |  |
|                   |          |          |                 |           |                   |                |  |                      |          |                           |          |          |           |                  |  |
|                   |          |          |                 |           |                   |                |  |                      |          |                           |          |          |           |                  |  |
|                   |          |          |                 |           |                   |                |  |                      |          |                           |          |          |           |                  |  |
|                   |          |          |                 |           |                   |                |  |                      |          |                           |          |          |           |                  |  |
|                   |          |          |                 |           |                   |                |  |                      |          |                           |          |          |           |                  |  |
|                   |          |          |                 |           |                   |                |  |                      |          |                           |          |          |           |                  |  |
|                   |          |          |                 |           |                   |                |  |                      |          |                           |          |          |           |                  |  |
|                   |          |          |                 |           |                   |                |  |                      |          |                           |          |          |           |                  |  |
|                   |          |          |                 |           |                   |                |  |                      |          |                           |          |          |           |                  |  |
|                   |          |          |                 |           |                   |                |  |                      |          |                           |          |          |           |                  |  |
|                   |          |          |                 |           |                   |                |  |                      |          |                           |          |          |           |                  |  |
|                   |          |          |                 |           |                   |                |  |                      |          |                           |          |          |           |                  |  |
|                   |          |          |                 |           |                   |                |  |                      |          |                           |          |          |           |                  |  |
|                   |          |          |                 |           |                   |                |  |                      |          |                           |          |          |           |                  |  |
|                   |          |          |                 |           |                   |                |  |                      |          |                           |          |          |           |                  |  |
|                   |          |          |                 |           |                   |                |  |                      |          |                           |          |          |           |                  |  |
|                   |          |          |                 |           |                   |                |  |                      |          |                           |          |          |           |                  |  |
|                   |          |          |                 |           |                   |                |  |                      |          |                           |          |          |           |                  |  |
|                   |          |          |                 |           |                   |                |  |                      |          |                           |          |          |           |                  |  |
|                   |          |          |                 |           |                   |                |  |                      |          |                           |          |          |           |                  |  |
|                   |          |          |                 |           |                   |                |  |                      |          |                           |          |          |           |                  |  |
|                   |          |          |                 |           |                   |                |  |                      |          |                           |          |          |           |                  |  |
|                   |          |          |                 |           |                   |                |  |                      |          |                           |          |          |           |                  |  |
|                   |          |          |                 |           |                   |                |  |                      |          |                           |          |          |           |                  |  |
|                   |          |          |                 |           |                   |                |  |                      |          |                           |          |          |           |                  |  |
|                   |          |          |                 |           |                   |                |  |                      |          |                           |          |          |           |                  |  |
|                   |          |          |                 |           |                   |                |  |                      |          |                           |          |          |           |                  |  |
|                   |          |          |                 |           |                   |                |  |                      |          |                           |          |          |           |                  |  |
|                   |          |          |                 |           |                   |                |  |                      |          |                           |          |          |           |                  |  |
|                   |          |          |                 |           |                   |                |  |                      |          |                           |          |          |           |                  |  |
|                   |          |          |                 |           |                   |                |  |                      |          |                           |          |          |           |                  |  |

|           |                     |    |    |          |    |    |
|-----------|---------------------|----|----|----------|----|----|
| Non-Div I | Games: LeMoyne-Owen | 71 | 48 | Tougaloo | 76 | 57 |
|-----------|---------------------|----|----|----------|----|----|

Mi ssi ssi ppi Val .

Loss, Non-Conf, S Site, H Home A Away N Neutral

Page 168

Mississippi.

Mississippi.



|                             |                    |                 |    |                   |                 |                |    |                      |                |                           |    |          |                      |          |    |           |  |               |  |
|-----------------------------|--------------------|-----------------|----|-------------------|-----------------|----------------|----|----------------------|----------------|---------------------------|----|----------|----------------------|----------|----|-----------|--|---------------|--|
| Average RPI Win: 150        |                    | WON-LOST RECORD |    | WINNING PCT. RANK |                 | LAST 10 GAMES  |    | STRENGTH OF SCHEDULE |                | OPP. STRENGTH OF SCHEDULE |    | TEAM RPI |                      | ADJ. RPI |    | CONF. RPI |  | ADJ CONF. RPI |  |
| DIV. I ONLY                 |                    | 21- 10          |    | 62                |                 | 5- 5           |    | 97                   |                | 46                        |    | 65       |                      | 65       |    | 3         |  | 3             |  |
| DIV. I NON-CONF.            |                    | 10- 3           |    | 41                |                 | 0- 1           |    | 262                  |                | 82                        |    | 92       |                      | 94       |    | 4         |  | 4             |  |
| TOTALS                      |                    | RPI 1-25        |    | RPI 26-50         |                 | W-L RECORDS    |    | RPI 51-100           |                | RPI 100+                  |    |          |                      |          |    |           |  |               |  |
| 21- 10                      |                    | 1- 4            |    | 2- 1              |                 | OVERALL        |    | 6- 5                 |                | 12- 0                     |    |          |                      |          |    |           |  |               |  |
| 13- 2                       |                    | 1- 1            |    | 1- 0              |                 | HOME           |    | 3- 1                 |                | 8- 0                      |    |          |                      |          |    |           |  |               |  |
| 5- 6                        |                    | 0- 1            |    | 1- 1              |                 | AWAY           |    | 2- 4                 |                | 2- 0                      |    |          |                      |          |    |           |  |               |  |
| 3- 2                        |                    | 0- 2            |    | 0- 0              |                 | NEUTRAL        |    | 1- 0                 |                | 2- 0                      |    |          |                      |          |    |           |  |               |  |
| 10- 3                       |                    | 0- 2            |    | 0- 0              |                 | NON-CONFERENCE |    | 1- 1                 |                | 9- 0                      |    |          |                      |          |    |           |  |               |  |
| 7- 0                        |                    | 0- 0            |    | 0- 0              |                 | HOME           |    | 0- 0                 |                | 7- 0                      |    |          |                      |          |    |           |  |               |  |
| 1- 2                        |                    | 0- 1            |    | 0- 0              |                 | AWAY           |    | 1- 1                 |                | 0- 0                      |    |          |                      |          |    |           |  |               |  |
| 2- 1                        |                    | 0- 1            |    | 0- 0              |                 | NEUTRAL        |    | 0- 0                 |                | 2- 0                      |    |          |                      |          |    |           |  |               |  |
| 11- 7                       |                    | 1- 2            |    | 2- 1              |                 | CONFERENCE     |    | 5- 4                 |                | 3- 0                      |    |          |                      |          |    |           |  |               |  |
| 6- 2                        |                    | 1- 1            |    | 1- 0              |                 | HOME           |    | 3- 1                 |                | 1- 0                      |    |          |                      |          |    |           |  |               |  |
| 4- 4                        |                    | 0- 0            |    | 1- 1              |                 | AWAY           |    | 1- 3                 |                | 2- 0                      |    |          |                      |          |    |           |  |               |  |
| 1- 1                        |                    | 0- 1            |    | 0- 0              |                 | NEUTRAL        |    | 1- 0                 |                | 0- 0                      |    |          |                      |          |    |           |  |               |  |
| RPI 1-25                    |                    | RPI 26-50       |    | RPI 51-100        |                 | Team's RPI: 65 |    | RPI 101+             |                |                           |    |          |                      |          |    |           |  |               |  |
| RPI S                       | Opponent           | Score           |    | RPI S             | Opponent        | Score          |    | RPI S                | Opponent       | Score                     |    | RPI S    | Opponent             | Score    |    |           |  |               |  |
| 7                           | H Okl ahoma        | 73              | 88 | 30                | A Kansas St.    | 66             | 65 | 52                   | A Texas        | 54                        | 63 | 147      | H Western Mi ch.     | 84       | 65 |           |  |               |  |
| 7                           | N Okl ahoma        | 54              | 75 | 30                | H Kansas St.    | 68             | 42 | 56                   | A Pittsburgh   | 69                        | 60 | 186      | N Cl emson           | 78       | 54 |           |  |               |  |
| 10                          | H Bayl or          | 64              | 61 | 38                | A Texas A&M     | 52             | 72 | 64                   | H Texas Tech   | 65                        | 51 | 194      | H Southern Ill .     | 96       | 69 |           |  |               |  |
| 16                          | A Ari zona St.     | 54              | 69 |                   |                 |                |    | 64                   | N Texas Tech   | 81                        | 75 | 198      | A Col orado          | 72       | 57 |           |  |               |  |
| 19                          | N Vi rgi ni a Tech | 51              | 82 |                   |                 |                |    | 70                   | A Iowa St.     | 60                        | 66 | 198      | H Col orado          | 69       | 49 |           |  |               |  |
|                             |                    |                 |    |                   |                 |                |    | 70                   | H Iowa St.     | 67                        | 59 | 213      | H Murray St.         | 100      | 55 |           |  |               |  |
|                             |                    |                 |    |                   |                 |                |    | 73                   | A Nebraska     | 64                        | 58 | 214      | H Northwestern       | 87       | 64 |           |  |               |  |
|                             |                    |                 |    |                   |                 |                |    | 73                   | H Nebraska     | 62                        | 75 | 222      | A Okl ahoma St.      | 69       | 65 |           |  |               |  |
|                             |                    |                 |    |                   |                 |                |    | 81                   | A Arkansas St. | 67                        | 70 | 225      | N Towson             | 57       | 56 |           |  |               |  |
|                             |                    |                 |    |                   |                 |                |    | 99                   | A Kansas       | 71                        | 81 | 254      | H Al abama St.       | 68       | 62 |           |  |               |  |
|                             |                    |                 |    |                   |                 |                |    | 99                   | H Kansas       | 64                        | 57 | 294      | H Ni chol l s St.    | 88       | 34 |           |  |               |  |
|                             |                    |                 |    |                   |                 |                |    |                      |                |                           |    | 316      | H Ark. -Pi ne Bl uff | 79       | 51 |           |  |               |  |
| LAST 10 Divi si on I GAMES: |                    |                 |    |                   |                 |                |    |                      |                |                           |    |          |                      |          |    |           |  |               |  |
| 19                          | N Vi rgi ni a Tech | 51              | 82 | 70                | H Iowa St.      | 67             | 59 |                      |                |                           |    |          |                      |          |    |           |  |               |  |
| 7                           | N Okl ahoma        | 54              | 75 | 198               | A Col orado     | 72             | 57 |                      |                |                           |    |          |                      |          |    |           |  |               |  |
| 64                          | N Texas Tech       | 81              | 75 | 222               | A Okl ahoma St. | 69             | 65 |                      |                |                           |    |          |                      |          |    |           |  |               |  |
| 73                          | H Nebraska         | 62              | 75 | 99                | H Kansas        | 64             | 57 |                      |                |                           |    |          |                      |          |    |           |  |               |  |
| 99                          | A Kansas           | 71              | 81 | 70                | A Iowa St.      | 60             | 66 |                      |                |                           |    |          |                      |          |    |           |  |               |  |

Non-Div I Games:

Missouri

Missouri

Missouri

|                   |            |          |          |             |                |                |         |                |                  |                |               |          |                      |       |      |    |       |    |           |  |
|-------------------|------------|----------|----------|-------------|----------------|----------------|---------|----------------|------------------|----------------|---------------|----------|----------------------|-------|------|----|-------|----|-----------|--|
| Average RPI Win:  |            | 151      | WON-LOST |             | WINNING        |                | LAST 10 |                | STRENGTH OF      |                | OPP. STRENGTH |          | TEAM                 |       | ADJ. |    | CONF. |    | ADJ CONF. |  |
| Average RPI Loss: |            | 114      | RECORD   |             | PCT. RANK      |                | GAMES   |                | SCHEDULE         |                | OF SCHEDULE   |          | RPI                  |       | RPI  |    | RPI   |    | RPI       |  |
| DIV. I ONLY       |            | 17- 15   |          | 152         |                | 6- 4           |         | 61             |                  | 114            |               | 92       |                      | 91    |      | 12 |       | 12 |           |  |
| DIV. I NON-CONF.  |            | 6- 4     |          | 113         |                | 0- 1           |         | 16             |                  | 75             |               | 40       |                      | 41    |      | 11 |       | 11 |           |  |
| TOTALS            |            | RPI 1-25 |          | RPI 26-50   |                | W-L RECORDS    |         | RPI 51-100     |                  | RPI 100+       |               |          |                      |       |      |    |       |    |           |  |
| 17- 15            |            | 0- 3     |          | 3- 1        |                | OVERALL        |         | 2- 2           |                  | 12- 9          |               |          |                      |       |      |    |       |    |           |  |
| 14- 4             |            | 0- 1     |          | 3- 0        |                | HOME           |         | 2- 0           |                  | 9- 3           |               |          |                      |       |      |    |       |    |           |  |
| 1- 11             |            | 0- 2     |          | 0- 1        |                | AWAY           |         | 0- 2           |                  | 1- 6           |               |          |                      |       |      |    |       |    |           |  |
| 2- 0              |            | 0- 0     |          | 0- 0        |                | NEUTRAL        |         | 0- 0           |                  | 2- 0           |               |          |                      |       |      |    |       |    |           |  |
| 6- 4              |            | 0- 3     |          | 1- 0        |                | NON-CONFERENCE |         | 1- 1           |                  | 4- 0           |               |          |                      |       |      |    |       |    |           |  |
| 4- 1              |            | 0- 1     |          | 1- 0        |                | HOME           |         | 1- 0           |                  | 2- 0           |               |          |                      |       |      |    |       |    |           |  |
| 0- 3              |            | 0- 2     |          | 0- 0        |                | AWAY           |         | 0- 1           |                  | 0- 0           |               |          |                      |       |      |    |       |    |           |  |
| 2- 0              |            | 0- 0     |          | 0- 0        |                | NEUTRAL        |         | 0- 0           |                  | 2- 0           |               |          |                      |       |      |    |       |    |           |  |
| 11- 11            |            | 0- 0     |          | 2- 1        |                | CONFERENCE     |         | 1- 1           |                  | 8- 9           |               |          |                      |       |      |    |       |    |           |  |
| 10- 3             |            | 0- 0     |          | 2- 0        |                | HOME           |         | 1- 0           |                  | 7- 3           |               |          |                      |       |      |    |       |    |           |  |
| 1- 8              |            | 0- 0     |          | 0- 1        |                | AWAY           |         | 0- 1           |                  | 1- 6           |               |          |                      |       |      |    |       |    |           |  |
| 0- 0              |            | 0- 0     |          | 0- 0        |                | NEUTRAL        |         | 0- 0           |                  | 0- 0           |               |          |                      |       |      |    |       |    |           |  |
| RPI 1-25          |            |          |          | RPI 26-50   |                |                |         | RPI 51-100     |                  | Team's RPI: 91 |               | RPI 101+ |                      |       |      |    |       |    |           |  |
| RPI S             | Opponent   | Score    |          | RPI S       | Opponent       | Score          |         | RPI S          | Opponent         | Score          |               | RPI S    | Opponent             | Score |      |    |       |    |           |  |
| 7                 | H Oklahoma | 57       | 68       | 45          | H Tulsa        | 73             | 64      | 81             | A Arkansas St.   | 62             | 68            | 104      | A Drake              | 63    | 70   |    |       |    |           |  |
| 13                | A DePaul   | 74       | 84       | 47          | A Indiana St.  | 34             | 58      | 96             | H Western Ill.   | 46             | 41            | 104      | H Drake              | 58    | 61   |    |       |    |           |  |
| 23                | A Purdue   | 52       | 73       | 47          | H Indiana St.  | 76             | 46      | 97             | A Evansville     | 53             | 71            | 104      | H Drake              | 78    | 62   |    |       |    |           |  |
|                   |            |          |          | 47          | H Indiana St.  | 64             | 55      | 97             | H Evansville     | 67             | 59            | 107      | A UNI                | 47    | 66   |    |       |    |           |  |
|                   |            |          |          |             |                |                |         |                |                  |                |               | 107      | H UNI                | 47    | 64   |    |       |    |           |  |
|                   |            |          |          |             |                |                |         |                |                  |                |               | 107      | H UNI                | 62    | 59   |    |       |    |           |  |
|                   |            |          |          |             |                |                |         |                |                  |                |               | 118      | H Richmond           | 55    | 49   |    |       |    |           |  |
|                   |            |          |          |             |                |                |         |                |                  |                |               | 134      | N Oral Roberts       | 90    | 85   |    |       |    |           |  |
|                   |            |          |          |             |                |                |         |                |                  |                |               | 181      | A Illinois St.       | 55    | 64   |    |       |    |           |  |
|                   |            |          |          |             |                |                |         |                |                  |                |               | 181      | H Illinois St.       | 68    | 53   |    |       |    |           |  |
|                   |            |          |          |             |                |                |         |                |                  |                |               | 182      | A Wi chi ta St.      | 65    | 68   |    |       |    |           |  |
|                   |            |          |          |             |                |                |         |                |                  |                |               | 182      | H Wi chi ta St.      | 89    | 92   |    |       |    |           |  |
|                   |            |          |          |             |                |                |         |                |                  |                |               | 192      | N Ill. -Chi cago     | 64    | 60   |    |       |    |           |  |
|                   |            |          |          |             |                |                |         |                |                  |                |               | 194      | A Southern Ill.      | 62    | 55   |    |       |    |           |  |
|                   |            |          |          |             |                |                |         |                |                  |                |               | 194      | H Southern Ill.      | 69    | 52   |    |       |    |           |  |
|                   |            |          |          |             |                |                |         |                |                  |                |               | 230      | A Bradley            | 63    | 70   |    |       |    |           |  |
|                   |            |          |          |             |                |                |         |                |                  |                |               | 230      | H Bradl ey           | 66    | 45   |    |       |    |           |  |
|                   |            |          |          |             |                |                |         |                |                  |                |               | 230      | H Bradl ey           | 69    | 64   |    |       |    |           |  |
|                   |            |          |          |             |                |                |         |                |                  |                |               | 239      | A Crei ghton         | 57    | 78   |    |       |    |           |  |
|                   |            |          |          |             |                |                |         |                |                  |                |               | 239      | H Crei ghton         | 70    | 63   |    |       |    |           |  |
|                   |            |          |          |             |                |                |         |                |                  |                |               | 316      | H Ark. -Pi ne Bl uff | 72    | 45   |    |       |    |           |  |
|                   |            |          |          | LAST 10 Div |                |                |         | ision I GAMES: |                  |                |               |          |                      |       |      |    |       |    |           |  |
|                   |            |          |          | 23          | A Purdue       | 52             | 73      | 182            | A Wi chi ta St.  | 65             | 68            |          |                      |       |      |    |       |    |           |  |
|                   |            |          |          | 47          | H Indi ana St. | 64             | 55      | 230            | A Bradl ey       | 63             | 70            |          |                      |       |      |    |       |    |           |  |
|                   |            |          |          | 107         | H UNI          | 62             | 59      | 107            | A UNI            | 47             | 66            |          |                      |       |      |    |       |    |           |  |
|                   |            |          |          | 104         | H Drake        | 78             | 62      | 181            | H Illi noi s St. | 68             | 53            |          |                      |       |      |    |       |    |           |  |
|                   |            |          |          | 230         | H Bradl ey     | 69             | 64      | 47             | H Indi ana St.   | 76             | 46            |          |                      |       |      |    |       |    |           |  |

Missouri St.

Missouri St.

Non-Div I Games:

Missouri St.

Loss, 
Non-Conf, S Site, 
H Home
A Away 
N Neutral

| Average RPI Win: 267 |            | WON-LOST RECORD           | WINNING PCT. RANK | LAST 10 GAMES         | STRENGTH OF SCHEDULE | OPP. STRENGTH OF SCHEDULE | TEAM RPI       | ADJ. RPI              | CONF. RPI | ADJ CONF. RPI               |
|----------------------|------------|---------------------------|-------------------|-----------------------|----------------------|---------------------------|----------------|-----------------------|-----------|-----------------------------|
| DIV. I ONLY          |            | 14- 14                    | 163               | 5- 5                  | 283                  | 298                       | 218            | 219                   | 29        | 29                          |
| DIV. I NON-CONF.     |            | 3- 6                      | 234               | 0- 0                  | 118                  | 267                       | 209            | 212                   | 29        | 28                          |
| TOTALS               |            | RPI 1-25                  | RPI 26-50         | W-L RECORDS           | RPI 51-100           | RPI 100+                  |                |                       |           |                             |
| 14- 14               |            | 0- 1                      | 0- 1              | OVERALL               | 0- 1                 | 14- 11                    |                |                       |           |                             |
| 6- 7                 |            | 0- 1                      | 0- 1              | HOME                  | 0- 1                 | 6- 4                      |                |                       |           |                             |
| 7- 6                 |            | 0- 0                      | 0- 0              | AWAY                  | 0- 0                 | 7- 6                      |                |                       |           |                             |
| 1- 1                 |            | 0- 0                      | 0- 0              | NEUTRAL               | 0- 0                 | 1- 1                      |                |                       |           |                             |
| 3- 6                 |            | 0- 1                      | 0- 1              | NON-CONFERENCE        | 0- 0                 | 3- 4                      |                |                       |           |                             |
| 0- 3                 |            | 0- 1                      | 0- 1              | HOME                  | 0- 0                 | 0- 1                      |                |                       |           |                             |
| 2- 2                 |            | 0- 0                      | 0- 0              | AWAY                  | 0- 0                 | 2- 2                      |                |                       |           |                             |
| 1- 1                 |            | 0- 0                      | 0- 0              | NEUTRAL               | 0- 0                 | 1- 1                      |                |                       |           |                             |
| 11- 8                |            | 0- 0                      | 0- 0              | CONFERENCE            | 0- 1                 | 11- 7                     |                |                       |           |                             |
| 6- 4                 |            | 0- 0                      | 0- 0              | HOME                  | 0- 1                 | 6- 3                      |                |                       |           |                             |
| 5- 4                 |            | 0- 0                      | 0- 0              | AWAY                  | 0- 0                 | 5- 4                      |                |                       |           |                             |
| 0- 0                 |            | 0- 0                      | 0- 0              | NEUTRAL               | 0- 0                 | 0- 0                      |                |                       |           |                             |
| RPI 1-25             |            | RPI 26-50                 |                   | RPI 51-100            |                      | RPI 101+                  |                | Team's RPI: 219       |           |                             |
| RPI S                | Opponent   | Score                     | RPI S             | Opponent              | Score                | RPI S                     | Opponent       | Score                 |           |                             |
| 4                    | H Maryland | 55 88                     | 31                | H St. John's (N.Y.)   | 49 72                | 89                        | H Sacred Heart | 63 64                 | 105       | H Princeton 56 64           |
|                      |            |                           |                   |                       |                      |                           |                |                       | 111       | A Quinnipiac 54 50          |
|                      |            |                           |                   |                       |                      |                           |                |                       | 111       | H Quinnipiac 63 69          |
|                      |            |                           |                   |                       |                      |                           |                |                       | 124       | N Delaware St. 44 50        |
|                      |            |                           |                   |                       |                      |                           |                |                       | 158       | A Robert Morris 61 67       |
|                      |            |                           |                   |                       |                      |                           |                |                       | 158       | H Robert Morris 60 64       |
|                      |            |                           |                   |                       |                      |                           |                |                       | 203       | A Mt. St. Mary's 56 61      |
|                      |            |                           |                   |                       |                      |                           |                |                       | 203       | H Mt. St. Mary's 58 49      |
|                      |            |                           |                   |                       |                      |                           |                |                       | 215       | A St. Peter's 72 71         |
|                      |            |                           |                   |                       |                      |                           |                |                       | 224       | A Long Island 65 56         |
|                      |            |                           |                   |                       |                      |                           |                |                       | 224       | H Long Island 70 80         |
|                      |            |                           |                   |                       |                      |                           |                |                       | 249       | N Navy 88 79                |
|                      |            |                           |                   |                       |                      |                           |                |                       | 264       | A Fairleigh Dickinson 57 61 |
|                      |            |                           |                   |                       |                      |                           |                |                       | 264       | H Fairleigh Dickinson 78 67 |
|                      |            |                           |                   |                       |                      |                           |                |                       | 274       | A Central Conn. St. 71 62   |
|                      |            |                           |                   |                       |                      |                           |                |                       | 274       | H Central Conn. St. 79 56   |
|                      |            |                           |                   |                       |                      |                           |                |                       | 277       | A Lehigh 45 64              |
|                      |            |                           |                   |                       |                      |                           |                |                       | 308       | A St. Francis (Pa.) 72 62   |
|                      |            |                           |                   |                       |                      |                           |                |                       | 308       | H St. Francis (Pa.) 51 49   |
|                      |            |                           |                   |                       |                      |                           |                |                       | 315       | A Rider 57 67               |
|                      |            |                           |                   |                       |                      |                           |                |                       | 318       | A Columbia 56 54            |
|                      |            |                           |                   |                       |                      |                           |                |                       | 326       | A St. Francis (N.Y.) 63 67  |
|                      |            |                           |                   |                       |                      |                           |                |                       | 326       | H St. Francis (N.Y.) 58 46  |
|                      |            |                           |                   |                       |                      |                           |                |                       | 331       | A Wagner 67 63              |
|                      |            |                           |                   |                       |                      |                           |                |                       | 331       | H Wagner 77 44              |
|                      |            | LAST 10 Division I GAMES: |                   |                       |                      |                           |                |                       |           |                             |
|                      |            |                           | 224               | H Long Island         | 70 80                |                           | 111            | H Quinnipiac          | 63 69     |                             |
|                      |            |                           | 89                | H Sacred Heart        | 63 64                |                           | 331            | A Wagner              | 67 63     |                             |
|                      |            |                           | 326               | H St. Francis (N.Y.)  | 58 46                |                           | 274            | A Central Conn. St.   | 71 62     |                             |
|                      |            |                           | 264               | A Fairleigh Dickinson | 57 61                |                           | 331            | H Wagner              | 77 44     |                             |
|                      |            |                           | 203               | A Mt. St. Mary's      | 56 61                |                           | 264            | H Fairleigh Dickinson | 78 67     |                             |

Non-Div I Games:

Monmouth

Loss, Non-Conf, S Site, H Home A Away N Neutral

Monmouth

Monmouth

|                            |               |                 |    |                   |                   |                |    |                      |                   |                           |    |          |                   |          |    |           |  |               |  |  |  |
|----------------------------|---------------|-----------------|----|-------------------|-------------------|----------------|----|----------------------|-------------------|---------------------------|----|----------|-------------------|----------|----|-----------|--|---------------|--|--|--|
| Average RPI Win: 217       |               | WON-LOST RECORD |    | WINNING PCT. RANK |                   | LAST 10 GAMES  |    | STRENGTH OF SCHEDULE |                   | OPP. STRENGTH OF SCHEDULE |    | TEAM RPI |                   | ADJ. RPI |    | CONF. RPI |  | ADJ CONF. RPI |  |  |  |
| DIV. I ONLY                |               | 20- 7           |    | 35                |                   | 7- 3           |    | 238                  |                   | 216                       |    | 96       |                   | 98       |    | 18        |  | 18            |  |  |  |
| DIV. I NON-CONF.           |               | 10- 2           |    | 19                |                   | 0- 0           |    | 231                  |                   | 187                       |    | 79       |                   | 79       |    | 22        |  | 23            |  |  |  |
| TOTALS                     |               | RPI 1-25        |    | RPI 26-50         |                   | W-L RECORDS    |    | RPI 51-100           |                   | RPI 100+                  |    |          |                   |          |    |           |  |               |  |  |  |
| 20- 7                      |               | 0- 0            |    | 0- 1              |                   | OVERALL        |    | 1- 1                 |                   | 19- 5                     |    |          |                   |          |    |           |  |               |  |  |  |
| 11- 2                      |               | 0- 0            |    | 0- 0              |                   | HOME           |    | 1- 0                 |                   | 10- 2                     |    |          |                   |          |    |           |  |               |  |  |  |
| 8- 4                       |               | 0- 0            |    | 0- 1              |                   | AWAY           |    | 0- 1                 |                   | 8- 2                      |    |          |                   |          |    |           |  |               |  |  |  |
| 1- 1                       |               | 0- 0            |    | 0- 0              |                   | NEUTRAL        |    | 0- 0                 |                   | 1- 1                      |    |          |                   |          |    |           |  |               |  |  |  |
| 10- 2                      |               | 0- 0            |    | 0- 1              |                   | NON-CONFERENCE |    | 1- 1                 |                   | 9- 0                      |    |          |                   |          |    |           |  |               |  |  |  |
| 6- 0                       |               | 0- 0            |    | 0- 0              |                   | HOME           |    | 1- 0                 |                   | 5- 0                      |    |          |                   |          |    |           |  |               |  |  |  |
| 3- 2                       |               | 0- 0            |    | 0- 1              |                   | AWAY           |    | 0- 1                 |                   | 3- 0                      |    |          |                   |          |    |           |  |               |  |  |  |
| 1- 0                       |               | 0- 0            |    | 0- 0              |                   | NEUTRAL        |    | 0- 0                 |                   | 1- 0                      |    |          |                   |          |    |           |  |               |  |  |  |
| 10- 5                      |               | 0- 0            |    | 0- 0              |                   | CONFERENCE     |    | 0- 0                 |                   | 10- 5                     |    |          |                   |          |    |           |  |               |  |  |  |
| 5- 2                       |               | 0- 0            |    | 0- 0              |                   | HOME           |    | 0- 0                 |                   | 5- 2                      |    |          |                   |          |    |           |  |               |  |  |  |
| 5- 2                       |               | 0- 0            |    | 0- 0              |                   | AWAY           |    | 0- 0                 |                   | 5- 2                      |    |          |                   |          |    |           |  |               |  |  |  |
| 0- 1                       |               | 0- 0            |    | 0- 0              |                   | NEUTRAL        |    | 0- 0                 |                   | 0- 1                      |    |          |                   |          |    |           |  |               |  |  |  |
| RPI 1-25                   |               | Score           |    | RPI 26-50         |                   | Score          |    | RPI 51-100           |                   | Team's RPI: 98            |    | RPI 101+ |                   | Score    |    |           |  |               |  |  |  |
| RPI S                      | Opponent      |                 |    | RPI S             | Opponent          |                |    | RPI S                | Opponent          |                           |    | RPI S    | Opponent          |          |    |           |  |               |  |  |  |
| 27                         | A Florida St. | 56              | 69 | 59                | H Miami (Fl a.)   | 83             | 74 | 103                  | A Northern Ari z. | 57                        | 55 | 103      | H Northern Ari z. | 60       | 65 |           |  |               |  |  |  |
| 63                         | A Wyomi ng    | 45              | 50 | 63                | A Wyomi ng        | 45             | 50 | 103                  | N Northern Ari z. | 66                        | 73 | 128      | H Long Beach St.  | 58       | 57 |           |  |               |  |  |  |
|                            |               |                 |    |                   |                   |                |    |                      |                   |                           |    | 153      | H Santa Clara     | 82       | 77 |           |  |               |  |  |  |
|                            |               |                 |    |                   |                   |                |    |                      |                   |                           |    | 165      | H UNC Asheville   | 70       | 52 |           |  |               |  |  |  |
|                            |               |                 |    |                   |                   |                |    |                      |                   |                           |    | 168      | A Gonzaga         | 72       | 60 |           |  |               |  |  |  |
|                            |               |                 |    |                   |                   |                |    |                      |                   |                           |    | 177      | A Idaho St.       | 57       | 71 |           |  |               |  |  |  |
|                            |               |                 |    |                   |                   |                |    |                      |                   |                           |    | 177      | H Idaho St.       | 105      | 55 |           |  |               |  |  |  |
|                            |               |                 |    |                   |                   |                |    |                      |                   |                           |    | 184      | A Weber St.       | 65       | 51 |           |  |               |  |  |  |
|                            |               |                 |    |                   |                   |                |    |                      |                   |                           |    | 184      | H Weber St.       | 49       | 50 |           |  |               |  |  |  |
|                            |               |                 |    |                   |                   |                |    |                      |                   |                           |    | 204      | A Eastern Wash.   | 56       | 58 |           |  |               |  |  |  |
|                            |               |                 |    |                   |                   |                |    |                      |                   |                           |    | 204      | H Eastern Wash.   | 79       | 54 |           |  |               |  |  |  |
|                            |               |                 |    |                   |                   |                |    |                      |                   |                           |    | 226      | N Wright St.      | 57       | 47 |           |  |               |  |  |  |
|                            |               |                 |    |                   |                   |                |    |                      |                   |                           |    | 233      | A Portland St.    | 81       | 59 |           |  |               |  |  |  |
|                            |               |                 |    |                   |                   |                |    |                      |                   |                           |    | 233      | H Portland St.    | 89       | 77 |           |  |               |  |  |  |
|                            |               |                 |    |                   |                   |                |    |                      |                   |                           |    | 234      | H Idaho           | 58       | 50 |           |  |               |  |  |  |
|                            |               |                 |    |                   |                   |                |    |                      |                   |                           |    | 262      | A Sacramento St.  | 79       | 45 |           |  |               |  |  |  |
|                            |               |                 |    |                   |                   |                |    |                      |                   |                           |    | 262      | H Sacramento St.  | 78       | 59 |           |  |               |  |  |  |
|                            |               |                 |    |                   |                   |                |    |                      |                   |                           |    | 302      | A Utah St.        | 71       | 70 |           |  |               |  |  |  |
|                            |               |                 |    |                   |                   |                |    |                      |                   |                           |    | 310      | H New Orleans     | 79       | 43 |           |  |               |  |  |  |
|                            |               |                 |    |                   |                   |                |    |                      |                   |                           |    | 311      | A Montana St.     | 79       | 54 |           |  |               |  |  |  |
|                            |               |                 |    |                   |                   |                |    |                      |                   |                           |    | 311      | H Montana St.     | 90       | 65 |           |  |               |  |  |  |
|                            |               |                 |    |                   |                   |                |    |                      |                   |                           |    | 321      | A Portl and       | 68       | 65 |           |  |               |  |  |  |
| LAST 10 Divisi on I GAMES: |               |                 |    |                   |                   |                |    |                      |                   |                           |    |          |                   |          |    |           |  |               |  |  |  |
|                            |               |                 |    | 103               | N Northern Ari z. | 66             | 73 | 103                  | A Northern Ari z. | 57                        | 55 |          |                   |          |    |           |  |               |  |  |  |
|                            |               |                 |    | 184               | A Weber St.       | 65             | 51 | 262                  | A Sacramento St.  | 79                        | 45 |          |                   |          |    |           |  |               |  |  |  |
|                            |               |                 |    | 177               | A Idaho St.       | 57             | 71 | 311                  | H Montana St.     | 90                        | 65 |          |                   |          |    |           |  |               |  |  |  |
|                            |               |                 |    | 233               | H Portland St.    | 89             | 77 | 177                  | H Idaho St.       | 105                       | 55 |          |                   |          |    |           |  |               |  |  |  |
|                            |               |                 |    | 204               | H Eastern Wash.   | 79             | 54 | 184                  | H Weber St.       | 49                        | 50 |          |                   |          |    |           |  |               |  |  |  |

Non-Div I Games: Rocky Mountain 83 49

Montana

|                           |          |    |                       |                   |                      |                         |                           |                      |          |                  |               |
|---------------------------|----------|----|-----------------------|-------------------|----------------------|-------------------------|---------------------------|----------------------|----------|------------------|---------------|
| Average RPI Win:          | 222      |    | WON-LOST RECORD       | WINNING PCT. RANK | LAST 10 GAMES        | STRENGTH OF SCHEDULE    | OPP. STRENGTH OF SCHEDULE | TEAM RPI             | ADJ. RPI | CONF. RPI        | ADJ CONF. RPI |
| Average RPI Loss:         | 177      |    |                       |                   |                      |                         |                           |                      |          |                  |               |
| DIV. I ONLY               | 3- 23    |    | 321                   |                   | 1- 9                 | 187                     | 261                       | 309                  | 311      | 18               | 18            |
| DIV. I NON-CONF.          | 1- 11    |    | 318                   |                   | 0- 0                 | 245                     | 263                       | 320                  | 320      | 22               | 23            |
| TOTALS                    | RPI 1-25 |    | RPI 26-50             |                   | W-L RECORDS          | RPI 51-100              |                           |                      |          | RPI 100+         |               |
| 3- 23                     | 0- 0     |    | 0- 2                  |                   | OVERALL              | 0- 4                    |                           |                      |          | 3- 17            |               |
| 2- 11                     | 0- 0     |    | 0- 1                  |                   | HOME                 | 0- 2                    |                           |                      |          | 2- 8             |               |
| 1- 11                     | 0- 0     |    | 0- 0                  |                   | AWAY                 | 0- 2                    |                           |                      |          | 1- 9             |               |
| 0- 1                      | 0- 0     |    | 0- 1                  |                   | NEUTRAL              | 0- 0                    |                           |                      |          | 0- 0             |               |
| 1- 11                     | 0- 0     |    | 0- 2                  |                   | NON-CONFERENCE       | 0- 2                    |                           |                      |          | 1- 7             |               |
| 1- 5                      | 0- 0     |    | 0- 1                  |                   | HOME                 | 0- 1                    |                           |                      |          | 1- 3             |               |
| 0- 5                      | 0- 0     |    | 0- 0                  |                   | AWAY                 | 0- 1                    |                           |                      |          | 0- 4             |               |
| 0- 1                      | 0- 0     |    | 0- 1                  |                   | NEUTRAL              | 0- 0                    |                           |                      |          | 0- 0             |               |
| 2- 12                     | 0- 0     |    | 0- 0                  |                   | CONFERENCE           | 0- 2                    |                           |                      |          | 2- 10            |               |
| 1- 6                      | 0- 0     |    | 0- 0                  |                   | HOME                 | 0- 1                    |                           |                      |          | 1- 5             |               |
| 1- 6                      | 0- 0     |    | 0- 0                  |                   | AWAY                 | 0- 1                    |                           |                      |          | 1- 5             |               |
| 0- 0                      | 0- 0     |    | 0- 0                  |                   | NEUTRAL              | 0- 0                    |                           |                      |          | 0- 0             |               |
| RPI 1-25                  |          |    | RPI 26-50             |                   | RPI 51-100           |                         |                           |                      |          | Team's RPI : 311 |               |
| RPI S Opponent Score      |          |    | RPI S Opponent Score  |                   | RPI S Opponent Score |                         |                           | RPI S Opponent Score |          |                  |               |
| 31 N St. John's (N.Y.)    | 71       | 87 | 93 A Kent St.         | 61                | 77                   | 103 A Northern Ari z.   | 56                        | 84                   |          |                  |               |
| 48 H Marquette            | 48       | 76 | 98 A Montana          | 65                | 90                   | 103 H Northern Ari z.   | 57                        | 55                   |          |                  |               |
|                           |          |    | 98 H Montana          | 54                | 79                   | 128 H Long Beach St.    | 66                        | 83                   |          |                  |               |
|                           |          |    | 100 H Oregon St.      | 35                | 70                   | 138 H Air Force         | 61                        | 81                   |          |                  |               |
|                           |          |    |                       |                   |                      | 177 A Idaho St.         | 75                        | 77                   |          |                  |               |
|                           |          |    |                       |                   |                      | 177 H Idaho St.         | 74                        | 84                   |          |                  |               |
|                           |          |    |                       |                   |                      | 184 A Weber St.         | 63                        | 86                   |          |                  |               |
|                           |          |    |                       |                   |                      | 184 H Weber St.         | 48                        | 74                   |          |                  |               |
|                           |          |    |                       |                   |                      | 202 H Boise St.         | 52                        | 66                   |          |                  |               |
|                           |          |    |                       |                   |                      | 204 A Eastern Wash.     | 50                        | 77                   |          |                  |               |
|                           |          |    |                       |                   |                      | 204 H Eastern Wash.     | 56                        | 63                   |          |                  |               |
|                           |          |    |                       |                   |                      | 233 A Portland St.      | 73                        | 75                   |          |                  |               |
|                           |          |    |                       |                   |                      | 233 H Portland St.      | 82                        | 88                   |          |                  |               |
|                           |          |    |                       |                   |                      | 262 A Sacramento St.    | 86                        | 80                   |          |                  |               |
|                           |          |    |                       |                   |                      | 262 H Sacramento St.    | 57                        | 66                   |          |                  |               |
|                           |          |    |                       |                   |                      | 276 A Cal St. Fullerton | 84                        | 85                   |          |                  |               |
|                           |          |    |                       |                   |                      | 284 A San Diego         | 48                        | 53                   |          |                  |               |
|                           |          |    |                       |                   |                      | 300 H Utah Valley St.   | 92                        | 84                   |          |                  |               |
|                           |          |    |                       |                   |                      | 301 A Akron             | 60                        | 73                   |          |                  |               |
|                           |          |    |                       |                   |                      | 321 A Portland          | 69                        | 88                   |          |                  |               |
| LAST 10 Division I GAMES: |          |    |                       |                   |                      |                         |                           |                      |          |                  |               |
| 177 A Idaho St.           | 75       | 77 | 103 A Northern Ari z. | 56                | 84                   |                         |                           |                      |          |                  |               |
| 184 A Weber St.           | 63       | 86 | 98 A Montana          | 65                | 90                   |                         |                           |                      |          |                  |               |
| 204 H Eastern Wash.       | 56       | 63 | 184 H Weber St.       | 48                | 74                   |                         |                           |                      |          |                  |               |
| 233 H Portland St.        | 82       | 88 | 177 H Idaho St.       | 74                | 84                   |                         |                           |                      |          |                  |               |
| 262 A Sacramento St.      | 86       | 80 | 233 A Portl and St.   | 73                | 75                   |                         |                           |                      |          |                  |               |

Montana State

M  
o  
n  
t  
a  
n  
a  
s  
t

### Non-Div I Games:

Montana St.

Loss, Non-Conf, S Site, H Home A Away N Neutral

| Average RPI Win: 246  |                         | WON-LOST  | WINNING                  | LAST 10    | STRENGTH OF                  | OPP. STRENGTH                  | TEAM                    | ADJ.            | CONF. | ADJ CONF. |
|-----------------------|-------------------------|-----------|--------------------------|------------|------------------------------|--------------------------------|-------------------------|-----------------|-------|-----------|
| Average RPI Loss: 153 |                         | RECORD    | PCT. RANK                | GAMES      | SCHEDULE                     | OF SCHEDULE                    | RPI                     | RPI             | RPI   | RPI       |
| DIV. I ONLY           | 14- 13                  | 153       | 6- 4                     | 290        | 246                          | 205                            | 207                     | 22              | 22    |           |
| DIV. I NON-CONF.      | 3- 2                    | 113       | 0- 0                     | 318        | 219                          | 227                            | 229                     | 23              | 22    |           |
| TOTALS                | RPI 1-25                | RPI 26-50 | W-L RECORDS              | RPI 51-100 | RPI 100+                     |                                |                         |                 |       |           |
| 14- 13                | 0- 0                    | 0- 0      | OVERALL                  | 0- 5       | 14- 8                        |                                |                         |                 |       |           |
| 8- 5                  | 0- 0                    | 0- 0      | HOME                     | 0- 2       | 8- 3                         |                                |                         |                 |       |           |
| 5- 7                  | 0- 0                    | 0- 0      | AWAY                     | 0- 2       | 5- 5                         |                                |                         |                 |       |           |
| 1- 1                  | 0- 0                    | 0- 0      | NEUTRAL                  | 0- 1       | 1- 0                         |                                |                         |                 |       |           |
| 3- 2                  | 0- 0                    | 0- 0      | NON-CONFERENCE           | 0- 0       | 3- 2                         |                                |                         |                 |       |           |
| 2- 1                  | 0- 0                    | 0- 0      | HOME                     | 0- 0       | 2- 1                         |                                |                         |                 |       |           |
| 0- 1                  | 0- 0                    | 0- 0      | AWAY                     | 0- 0       | 0- 1                         |                                |                         |                 |       |           |
| 1- 0                  | 0- 0                    | 0- 0      | NEUTRAL                  | 0- 0       | 1- 0                         |                                |                         |                 |       |           |
| 11- 11                | 0- 0                    | 0- 0      | CONFERENCE               | 0- 5       | 11- 6                        |                                |                         |                 |       |           |
| 6- 4                  | 0- 0                    | 0- 0      | HOME                     | 0- 2       | 6- 2                         |                                |                         |                 |       |           |
| 5- 6                  | 0- 0                    | 0- 0      | AWAY                     | 0- 2       | 5- 4                         |                                |                         |                 |       |           |
| 0- 1                  | 0- 0                    | 0- 0      | NEUTRAL                  | 0- 1       | 0- 0                         |                                |                         |                 |       |           |
| RPI S                 | RPI 1-25 Opponent Score | RPI S     | RPI 26-50 Opponent Score | RPI S      | RPI 51-100 Opponent Score    | RPI S                          | RPI 101+ Opponent Score | Team's RPI: 207 |       |           |
|                       |                         |           |                          |            |                              |                                |                         |                 |       |           |
|                       |                         |           |                          |            | 78 A Tennessee Tech 66 79    | 109 A Samford 57 60            |                         |                 |       |           |
|                       |                         |           |                          |            | 78 H Tennessee Tech 59 60    | 109 H Samford 49 51            |                         |                 |       |           |
|                       |                         |           |                          |            | 78 N Tennessee Tech 66 80    | 112 H Binghamton 66 61         |                         |                 |       |           |
|                       |                         |           |                          |            | 88 A Southeast Mo. St. 50 62 | 174 A Austin Peay 81 75        |                         |                 |       |           |
|                       |                         |           |                          |            | 88 H Southeast Mo. St. 43 58 | 174 A Austin Peay 81 78        |                         |                 |       |           |
|                       |                         |           |                          |            |                              | 174 H Austin Peay 63 52        |                         |                 |       |           |
|                       |                         |           |                          |            |                              | 183 H Marshall 53 66           |                         |                 |       |           |
|                       |                         |           |                          |            |                              | 190 A Mississippi St. 65 78    |                         |                 |       |           |
|                       |                         |           |                          |            |                              | 213 A Murray St. 74 85         |                         |                 |       |           |
|                       |                         |           |                          |            |                              | 213 H Murray St. 71 69         |                         |                 |       |           |
|                       |                         |           |                          |            |                              | 250 A Eastern Ky. 60 67        |                         |                 |       |           |
|                       |                         |           |                          |            |                              | 250 H Eastern Ky. 62 58        |                         |                 |       |           |
|                       |                         |           |                          |            |                              | 256 A Eastern Ill. 68 69       |                         |                 |       |           |
|                       |                         |           |                          |            |                              | 256 H Eastern Ill. 56 55       |                         |                 |       |           |
|                       |                         |           |                          |            |                              | 263 A Jacksonville St. 82 75   |                         |                 |       |           |
|                       |                         |           |                          |            |                              | 263 H Jacksonville St. 62 71   |                         |                 |       |           |
|                       |                         |           |                          |            |                              | 267 H Col. of Charleston 66 50 |                         |                 |       |           |
|                       |                         |           |                          |            |                              | 296 A Tenn. -Martin 58 48      |                         |                 |       |           |
|                       |                         |           |                          |            |                              | 296 H Tenn. -Martin 62 52      |                         |                 |       |           |
|                       |                         |           |                          |            |                              | 313 N Centenary (La.) 67 51    |                         |                 |       |           |
|                       |                         |           |                          |            |                              | 329 A Tennessee St. 64 50      |                         |                 |       |           |
|                       |                         |           |                          |            |                              | 329 H Tennessee St. 70 58      |                         |                 |       |           |
|                       |                         |           |                          |            | LAST 10 Division I GAMES:    |                                |                         |                 |       |           |
|                       |                         |           |                          |            | 78 N Tennessee Tech 66 80    | 109 A Samford 57 60            |                         |                 |       |           |
|                       |                         |           |                          |            | 174 A Austin Peay 81 78      | 296 H Tenn. -Martin 62 52      |                         |                 |       |           |
|                       |                         |           |                          |            | 174 H Austin Peay 63 52      | 213 H Murray St. 71 69         |                         |                 |       |           |
|                       |                         |           |                          |            | 329 H Tennessee St. 70 58    | 88 H Southeast Mo. St. 43 58   |                         |                 |       |           |
|                       |                         |           |                          |            | 263 A Jacksonville St. 82 75 | 250 A Eastern Ky. 60 67        |                         |                 |       |           |

Morehead St.

Morehead St.

Non-Div I Games: Ky. Christian 103 46 Pikeville 101 53

Morehead St.

Average RPI Win: 298

Average RPI Loss: 241

WON-LOST  
RECORDWINNING  
PCT. RANKLAST 10  
GAMESSTRENGTH OF  
SCHEDULEOPP. STRENGTH  
OF SCHEDULETEAM  
RPIADJ.  
RPICONF.  
RPIADJ CONF.  
RPI

DIV. I ONLY

5- 23

310

2- 8

332

326

329

330

30

30

DIV. I NON-CONF.

0- 8

322

0- 0

323

305

330

330

31

31

TOTALS

RPI 1-25

RPI 26-50

W-L RECORDS

RPI 51-100

RPI 100+

5- 23

0- 0

0- 0

OVERALL

0- 0

5- 23

4- 6

0- 0

0- 0

HOME

0- 0

4- 6

1- 15

0- 0

0- 0

AWAY

0- 0

1- 15

0- 2

0- 0

0- 0

NEUTRAL

0- 0

0- 2

0- 8

0- 0

0- 0

NON-CONFERENCE

0- 0

0- 8

0- 0

0- 0

0- 0

HOME

0- 0

0- 0

0- 7

0- 0

0- 0

AWAY

0- 0

0- 7

0- 1

0- 0

0- 0

NEUTRAL

0- 0

0- 1

5- 15

0- 0

0- 0

CONFERENCE

0- 0

5- 15

4- 6

0- 0

0- 0

HOME

0- 0

4- 6

1- 8

0- 0

0- 0

AWAY

0- 0

1- 8

0- 1

0- 0

0- 0

NEUTRAL

0- 0

0- 1

RPI 1-25

RPI 26-50

RPI 51-100

RPI 101+

Team's RPI: 330

RPI S Opponent Score

RPI S Opponent Score

RPI S Opponent Score

RPI S Opponent Score

108 A Coppin St. 55 76

108 H Coppin St. 37 55

110 A Wake Forest 33 83

124 H Delaware St. 43 61

176 A UMBC 50 72

203 A Mt. St. Mary's 59 77

236 A Howard 59 79

236 H Howard 76 87

237 A Fordham 65 71

247 A Md. -East. Shore 59 74

247 H Md. -East. Shore 46 58

249 A Navy 50 79

258 A Longwood 78 91

283 A South Carolina St. 59 76

283 H South Carolina St. 70 39

289 A Albany (N. Y.) 56 66

290 A Florida A&amp;M 39 57

290 H Florida A&amp;M 75 48

290 N Florida A&amp;M 44 62

295 A N. C. A&amp;T 78 87

295 H N. C. A&amp;T 73 68

297 A Hampton 59 64

297 H Hampton 79 74

306 A Norfolk St. 71 75

306 H Norfolk St. 62 66

318 N Columbia 78 85

327 A Bethune-Cookman 66 54

327 H Bethune-Cookman 64 66

LAST 10 Division I GAMES:

290 N Florida A&amp;M 44 62

108 A Coppin St. 55 76

124 H Delaware St. 43 61

236 A Howard 59 79

247 A Md. -East. Shore 59 74

295 H N. C. A&amp;T 73 68

283 H South Carolina St. 70 39

306 A Norfolk St. 71 75

297 A Hampton 59 64

327 H Bethune-Cookman 64 66

306 H Norfolk St. 71 75

318 N Columbia 78 85

327 A Bethune-Cookman 66 54

327 H Bethune-Cookman 64 66

Morgan St.

Morgan St.

Non-Div I Games:

Morgan St.

Loss, Non-Conf, S Site, H Home A Away N Neutral

Mt. St. Mary's

| Mt. St. Mary's    |             |          |           | Through Games Of 2006 Final |         |               |                |                            |                          |                            |           |
|-------------------|-------------|----------|-----------|-----------------------------|---------|---------------|----------------|----------------------------|--------------------------|----------------------------|-----------|
| Average RPI Win:  |             | 256      | WON-LOST  | WINNING                     | LAST 10 | STRENGTH OF   | OPP. STRENGTH  | TEAM                       | ADJ.                     | CONF.                      | ADJ CONF. |
| Average RPI Loss: |             | 155      | RECORD    | PCT. RANK                   | GAMES   | SCHEDULE      | OF SCHEDULE    | RPI                        | RPI                      | RPI                        | RPI       |
| DIV. I ONLY       |             | 12- 16   | 200       | 4- 6                        | 173     | 295           | 206            | 203                        | 29                       | 29                         |           |
| DIV. I NON-CONF.  |             | 3- 6     | 234       | 0- 0                        | 120     | 213           | 204            | 201                        | 29                       | 28                         |           |
| <hr/>             |             |          |           |                             |         |               |                |                            |                          |                            |           |
| TOTALS            |             | RPI 1-25 | RPI 26-50 | W-L RECORDS                 |         | RPI 51-100    |                | RPI 100+                   |                          |                            |           |
| 12- 16            |             | 0- 1     | 0- 0      | OVERALL                     |         | 0- 2          |                | 12- 13                     |                          |                            |           |
| 8- 4              |             | 0- 0     | 0- 0      | HOME                        |         | 0- 1          |                | 8- 3                       |                          |                            |           |
| 4- 10             |             | 0- 1     | 0- 0      | AWAY                        |         | 0- 1          |                | 4- 8                       |                          |                            |           |
| 0- 2              |             | 0- 0     | 0- 0      | NEUTRAL                     |         | 0- 0          |                | 0- 2                       |                          |                            |           |
| 3- 6              |             | 0- 1     | 0- 0      | NON-CONFERENCE              |         | 0- 0          |                | 3- 5                       |                          |                            |           |
| 2- 1              |             | 0- 0     | 0- 0      | HOME                        |         | 0- 0          |                | 2- 1                       |                          |                            |           |
| 1- 3              |             | 0- 1     | 0- 0      | AWAY                        |         | 0- 0          |                | 1- 2                       |                          |                            |           |
| 0- 2              |             | 0- 0     | 0- 0      | NEUTRAL                     |         | 0- 0          |                | 0- 2                       |                          |                            |           |
| 9- 10             |             | 0- 0     | 0- 0      | CONFERENCE                  |         | 0- 2          |                | 9- 8                       |                          |                            |           |
| 6- 3              |             | 0- 0     | 0- 0      | HOME                        |         | 0- 1          |                | 6- 2                       |                          |                            |           |
| 3- 7              |             | 0- 0     | 0- 0      | AWAY                        |         | 0- 1          |                | 3- 6                       |                          |                            |           |
| 0- 0              |             | 0- 0     | 0- 0      | NEUTRAL                     |         | 0- 0          |                | 0- 0                       |                          |                            |           |
| <hr/>             |             |          |           |                             |         |               |                |                            |                          |                            |           |
| RPI 1-25          |             |          | RPI 26-50 |                             |         | RPI 51-100    |                |                            | RPI 101+ Team's RPI: 203 |                            |           |
| RPI S             | Opponent    | Score    | RPI S     | Opponent                    | Score   | RPI S         | Opponent       | Score                      | RPI S                    | Opponent                   | Score     |
| 4                 | A Maryl and | 53 102   |           |                             |         | 89            | A Sacred Heart | 68 83                      | 105                      | H Princeton                | 56 73     |
|                   |             |          |           |                             |         | 89            | H Sacred Heart | 64 91                      | 111                      | A Qui nni pi ac            | 66 75     |
|                   |             |          |           |                             |         |               |                |                            | 111                      | H Qui nni pi ac            | 57 64     |
|                   |             |          |           |                             |         |               |                |                            | 120                      | A William & Mary           | 84 75     |
|                   |             |          |           |                             |         |               |                |                            | 131                      | A George Mason             | 64 75     |
|                   |             |          |           |                             |         |               |                |                            | 134                      | N Oral Roberts             | 78 94     |
|                   |             |          |           |                             |         |               |                |                            | 158                      | A Robert Morris            | 58 76     |
|                   |             |          |           |                             |         |               |                |                            | 158                      | A Robert Morris            | 56 65     |
|                   |             |          |           |                             |         |               |                |                            | 158                      | H Robert Morris            | 62 49     |
|                   |             |          |           |                             |         |               |                |                            | 178                      | A Georgetown               | 60 68     |
|                   |             |          |           |                             |         |               |                |                            | 192                      | N Ill. -Chi cago           | 67 83     |
|                   |             |          |           |                             |         |               |                |                            | 219                      | A Monmouth                 | 49 58     |
|                   |             |          |           |                             |         |               |                |                            | 219                      | H Monmouth                 | 61 56     |
|                   |             |          |           |                             |         |               |                |                            | 224                      | A Long Isl and             | 69 58     |
|                   |             |          |           |                             |         |               |                |                            | 224                      | H Long Isl and             | 59 64     |
|                   |             |          |           |                             |         |               |                |                            | 249                      | H Navy                     | 80 72     |
|                   |             |          |           |                             |         |               |                |                            | 264                      | A Fai rl ei gh Di cki nson | 61 66     |
|                   |             |          |           |                             |         |               |                |                            | 264                      | H Fai rl ei gh Di cki nson | 67 64     |
|                   |             |          |           |                             |         |               |                |                            | 274                      | A Central Conn. St.        | 60 45     |
|                   |             |          |           |                             |         |               |                |                            | 274                      | H Central Conn. St.        | 70 60     |
|                   |             |          |           |                             |         |               |                |                            | 308                      | A St. Francis (Pa.)        | 77 82     |
|                   |             |          |           |                             |         |               |                |                            | 308                      | H St. Francis (Pa.)        | 64 60     |
|                   |             |          |           |                             |         |               |                |                            | 326                      | A St. Francis (N.Y.)       | 83 70     |
|                   |             |          |           |                             |         |               |                |                            | 330                      | H Morgan St.               | 77 59     |
|                   |             |          |           |                             |         |               |                |                            | 331                      | H Wagner                   | 74 58     |
| LAST 10 Div       |             |          |           |                             |         | sion I GAMES: |                |                            |                          |                            |           |
|                   |             |          | 158       | A Robert Morris             | 56 65   |               | 89             | A Sacred Heart             | 68 83                    |                            |           |
|                   |             |          | 308       | A St. Francis (Pa.)         | 77 82   |               | 264            | A Fai rl ei gh Di cki nson | 61 66                    |                            |           |
|                   |             |          | 158       | A Robert Morris             | 58 76   |               | 224            | H Long Isl and             | 59 64                    |                            |           |
|                   |             |          | 331       | H Wagner                    | 74 58   |               | 158            | H Robert Morris            | 62 49                    |                            |           |
|                   |             |          | 219       | H Monmouth                  | 61 56   |               | 308            | H St. Francis (Pa.)        | 64 60                    |                            |           |

Mt. St. Mary's

Non-Div I Games:

Mt. St. Mary's

Loss, Non-Conf, S Site, H Home A Away N Neutral



|                             |                     |           |           |                    |                |               |                     |                 |          |                    |        |
|-----------------------------|---------------------|-----------|-----------|--------------------|----------------|---------------|---------------------|-----------------|----------|--------------------|--------|
| Through Games of 2008 Final |                     |           |           |                    |                |               |                     |                 |          |                    |        |
| Average RPI Win:            | 245                 | WON-LOST  | WINNING   | LAST 10            | STRENGTH OF    | OPP. STRENGTH | TEAM                | ADJ.            | CONF.    | ADJ CONF.          |        |
| Average RPI Loss:           | 137                 | RECORD    | PCT. RANK | GAMES              | SCHEDULE       | OF SCHEDULE   | RPI                 | RPI             | RPI      | RPI                |        |
| DIV. I ONLY                 |                     | 11- 17    | 217       | 5- 5               | 174            | 231           | 215                 | 213             | 22       | 22                 |        |
| DIV. I NON-CONF.            |                     | 1- 6      | 301       | 0- 0               | 53             | 105           | 218                 | 218             | 23       | 22                 |        |
| <hr/>                       |                     |           |           |                    |                |               |                     |                 |          |                    |        |
| TOTALS                      |                     | RPI 1-25  |           | RPI 26-50          | W-L RECORDS    |               | RPI 51-100          |                 | RPI 100+ |                    |        |
| 11- 17                      |                     | 0- 1      |           | 0- 0               | OVERALL        |               | 1- 6                |                 | 10- 10   |                    |        |
| 6- 7                        |                     | 0- 1      |           | 0- 0               | HOME           |               | 1- 1                |                 | 5- 5     |                    |        |
| 4- 10                       |                     | 0- 0      |           | 0- 0               | AWAY           |               | 0- 5                |                 | 4- 5     |                    |        |
| 1- 0                        |                     | 0- 0      |           | 0- 0               | NEUTRAL        |               | 0- 0                |                 | 1- 0     |                    |        |
| 1- 6                        |                     | 0- 1      |           | 0- 0               | NON-CONFERENCE |               | 0- 2                |                 | 1- 3     |                    |        |
| 0- 3                        |                     | 0- 1      |           | 0- 0               | HOME           |               | 0- 0                |                 | 0- 2     |                    |        |
| 0- 3                        |                     | 0- 0      |           | 0- 0               | AWAY           |               | 0- 2                |                 | 0- 1     |                    |        |
| 1- 0                        |                     | 0- 0      |           | 0- 0               | NEUTRAL        |               | 0- 0                |                 | 1- 0     |                    |        |
| 10- 11                      |                     | 0- 0      |           | 0- 0               | CONFERENCE     |               | 1- 4                |                 | 9- 7     |                    |        |
| 6- 4                        |                     | 0- 0      |           | 0- 0               | HOME           |               | 1- 1                |                 | 5- 3     |                    |        |
| 4- 7                        |                     | 0- 0      |           | 0- 0               | AWAY           |               | 0- 3                |                 | 4- 4     |                    |        |
| 0- 0                        |                     | 0- 0      |           | 0- 0               | NEUTRAL        |               | 0- 0                |                 | 0- 0     |                    |        |
| <hr/>                       |                     |           |           |                    |                |               |                     |                 |          |                    |        |
| RPI 1-25                    |                     | RPI 26-50 |           | RPI 51-100         |                | RPI 101+      |                     | Team's RPI: 213 |          |                    |        |
| RPI S                       | Opponent            | Score     | RPI S     | Opponent           | Score          | RPI S         | Opponent            | Score           |          |                    |        |
| 18                          | H Western Ky.       | 59 86     |           |                    |                | 57            | A Charlotte         | 65 90           | 107      | A UNI              | 62 82  |
|                             |                     |           |           |                    |                | 65            | A Missouri          | 55 100          | 109      | A Samford          | 67 83  |
|                             |                     |           |           |                    |                | 78            | A Tennessee Tech    | 73 79           | 109      | H Samford          | 67 66  |
|                             |                     |           |           |                    |                | 78            | H Tennessee Tech    | 82 70           | 121      | H Ball St.         | 72 90  |
|                             |                     |           |           |                    |                | 88            | A Southeast Mo. St. | 52 71           | 174      | A Austin Peay      | 64 82  |
|                             |                     |           |           |                    |                | 88            | A Southeast Mo. St. | 49 80           | 174      | H Austin Peay      | 66 83  |
|                             |                     |           |           |                    |                | 88            | H Southeast Mo. St. | 62 72           | 194      | H Southern Ill.    | 77 94  |
|                             |                     |           |           |                    |                |               |                     |                 | 207      | A Morehead St.     | 69 71  |
|                             |                     |           |           |                    |                |               |                     |                 | 207      | H Morehead St.     | 85 74  |
|                             |                     |           |           |                    |                |               |                     |                 | 250      | A Eastern Ky.      | 79 71  |
|                             |                     |           |           |                    |                |               |                     |                 | 250      | H Eastern Ky.      | 70 75  |
|                             |                     |           |           |                    |                |               |                     |                 | 256      | A Eastern Ill.     | 68 72  |
|                             |                     |           |           |                    |                |               |                     |                 | 256      | H Eastern Ill.     | 72 52  |
|                             |                     |           |           |                    |                |               |                     |                 | 263      | A Jacksonville St. | 78 77  |
|                             |                     |           |           |                    |                |               |                     |                 | 263      | H Jacksonville St. | 63 69  |
|                             |                     |           |           |                    |                |               |                     |                 | 278      | N Alcorn St.       | 100 75 |
|                             |                     |           |           |                    |                |               |                     |                 | 296      | A Tenn. -Martin    | 83 64  |
|                             |                     |           |           |                    |                |               |                     |                 | 296      | H Tenn. -Martin    | 58 45  |
|                             |                     |           |           |                    |                |               |                     |                 | 329      | A Tennessee St.    | 96 81  |
|                             |                     |           |           |                    |                |               |                     |                 | 329      | H Tennessee St.    | 96 46  |
| <hr/>                       |                     |           |           |                    |                |               |                     |                 |          |                    |        |
| LAST 10 Division I GAMES:   |                     |           |           |                    |                |               |                     |                 |          |                    |        |
| 88                          | A Southeast Mo. St. | 49 80     | 207       | A Morehead St.     | 69 71          |               |                     |                 |          |                    |        |
| 296                         | H Tenn. -Martin     | 58 45     | 250       | A Eastern Ky.      | 79 71          |               |                     |                 |          |                    |        |
| 78                          | A Tennessee Tech    | 73 79     | 263       | H Jacksonville St. | 63 69          |               |                     |                 |          |                    |        |
| 256                         | H Eastern Ill.      | 72 52     | 174       | A Austin Peay      | 64 82          |               |                     |                 |          |                    |        |
| 329                         | A Tennessee St.     | 96 81     | 109       | H Samford          | 67 66          |               |                     |                 |          |                    |        |

M  
u  
r  
r  
a  
y  
s  
t  
.M  
u  
r  
r  
a  
y  
S  
t  
:

### Non-Div l Games:

Murray St.

Loss, Non-Conf, S Site, H Home A Away N Neutral

| Average RPI Win: 280 |  | WON-LOST RECORD | WINNING PCT. RANK | LAST 10 GAMES  | STRENGTH OF SCHEDULE | OPP. STRENGTH OF SCHEDULE | TEAM RPI | ADJ. RPI | CONF. RPI | ADJ CONF. RPI |
|----------------------|--|-----------------|-------------------|----------------|----------------------|---------------------------|----------|----------|-----------|---------------|
| DIV. I ONLY          |  | 9- 19           | 257               | 4- 6           | 300                  | 309                       | 295      | 295      | 30        | 30            |
| DIV. I NON-CONF.     |  | 0- 9            | 322               | 0- 0           | 152                  | 122                       | 313      | 313      | 31        | 31            |
| TOTALS               |  | RPI 1-25        | RPI 26-50         | W-L RECORDS    | RPI 51-100           | RPI 100+                  |          |          |           |               |
| 9- 19                |  | 0- 2            | 0- 0              | OVERALL        | 0- 1                 | 9- 16                     |          |          |           |               |
| 5- 5                 |  | 0- 0            | 0- 0              | HOME           | 0- 0                 | 5- 5                      |          |          |           |               |
| 4- 12                |  | 0- 2            | 0- 0              | AWAY           | 0- 1                 | 4- 9                      |          |          |           |               |
| 0- 2                 |  | 0- 0            | 0- 0              | NEUTRAL        | 0- 0                 | 0- 2                      |          |          |           |               |
| 0- 9                 |  | 0- 2            | 0- 0              | NON-CONFERENCE | 0- 1                 | 0- 6                      |          |          |           |               |
| 0- 1                 |  | 0- 0            | 0- 0              | HOME           | 0- 0                 | 0- 1                      |          |          |           |               |
| 0- 7                 |  | 0- 2            | 0- 0              | AWAY           | 0- 1                 | 0- 4                      |          |          |           |               |
| 0- 1                 |  | 0- 0            | 0- 0              | NEUTRAL        | 0- 0                 | 0- 1                      |          |          |           |               |
| 9- 10                |  | 0- 0            | 0- 0              | CONFERENCE     | 0- 0                 | 9- 10                     |          |          |           |               |
| 5- 4                 |  | 0- 0            | 0- 0              | HOME           | 0- 0                 | 5- 4                      |          |          |           |               |
| 4- 5                 |  | 0- 0            | 0- 0              | AWAY           | 0- 0                 | 4- 5                      |          |          |           |               |
| 0- 1                 |  | 0- 0            | 0- 0              | NEUTRAL        | 0- 0                 | 0- 1                      |          |          |           |               |

| RPI 1-25 |            | RPI 26-50 |          | RPI 51-100 |                  | RPI 101+ Team's RPI: 295 |                      |
|----------|------------|-----------|----------|------------|------------------|--------------------------|----------------------|
| RPI      | Opponent   | RPI       | Opponent | RPI        | Opponent         | RPI                      | Opponent             |
| 6        | A LSU      |           |          | 59         | A Mi ami (Fl a.) | 108                      | A Coppin St.         |
| 24       | A Kentucky |           |          |            |                  | 108                      | H Coppin St.         |
|          |            |           |          |            |                  | 124                      | A Delaware St.       |
|          |            |           |          |            |                  | 124                      | H Delaware St.       |
|          |            |           |          |            |                  | 140                      | H East Caro.         |
|          |            |           |          |            |                  | 165                      | A UNC Asheville      |
|          |            |           |          |            |                  | 221                      | N Mai ne             |
|          |            |           |          |            |                  | 231                      | A El on              |
|          |            |           |          |            |                  | 236                      | H Howard             |
|          |            |           |          |            |                  | 247                      | A Md. -East. Shore   |
|          |            |           |          |            |                  | 249                      | A Navy               |
|          |            |           |          |            |                  | 283                      | A South Carolina St. |
|          |            |           |          |            |                  | 283                      | H South Carolina St. |
|          |            |           |          |            |                  | 290                      | A Fl ori da A&M      |
|          |            |           |          |            |                  | 290                      | H Fl ori da A&M      |
|          |            |           |          |            |                  | 297                      | A Hampton            |
|          |            |           |          |            |                  | 297                      | H Hampton            |
|          |            |           |          |            |                  | 306                      | A Norfol k St.       |
|          |            |           |          |            |                  | 306                      | H Norfol k St.       |
|          |            |           |          |            |                  | 314                      | A Wofford            |
|          |            |           |          |            |                  | 327                      | A Bethune-Cookman    |
|          |            |           |          |            |                  | 327                      | H Bethune-Cookman    |
|          |            |           |          |            |                  | 327                      | N Bethune-Cookman    |
|          |            |           |          |            |                  | 330                      | A Morgan St.         |
|          |            |           |          |            |                  | 330                      | H Morgan St.         |

| LAST 10 Division I GAMES: |                      |
|---------------------------|----------------------|
| 327                       | N Bethune-Cookman    |
| 283                       | A South Carolina St. |
| 236                       | H Howard             |
| 297                       | H Hampton            |
| 306                       | H Norfol k St.       |
| 330                       | A Morgan St.         |
| 108                       | A Coppin St.         |
| 290                       | A Fl ori da A&M      |
| 327                       | A Bethune-Cookman    |
| 124                       | H Delaware St.       |

Non-Div I Games:

N. C. A&amp;T

Loss, 
Non-Conf, S Site, 
H Home
A Away
N Neutral

Average RPI Win: 265  
Average RPI Loss: 184

[illegible]

### Non-Div l Games:

Navy

■ Loss, ■ Non-Conf, S Site, H Home A Away N Neutral

|                             |           |                 |    |                   |            |                |    |                      |               |                           |    |          |                      |          |    |           |  |               |  |
|-----------------------------|-----------|-----------------|----|-------------------|------------|----------------|----|----------------------|---------------|---------------------------|----|----------|----------------------|----------|----|-----------|--|---------------|--|
| Through Games of 2008 Final |           |                 |    |                   |            |                |    |                      |               |                           |    |          |                      |          |    |           |  |               |  |
| Average RPI Win: 163        |           | WON-LOST RECORD |    | WINNING PCT. RANK |            | LAST 10 GAMES  |    | STRENGTH OF SCHEDULE |               | OPP. STRENGTH OF SCHEDULE |    | TEAM RPI |                      | ADJ. RPI |    | CONF. RPI |  | ADJ CONF. RPI |  |
| Average RPI Loss: 45        |           |                 |    |                   |            |                |    |                      |               |                           |    |          |                      |          |    |           |  |               |  |
| DIV. I ONLY                 |           | 19- 13          |    | 108               |            | 7- 3           |    | 65                   |               | 75                        |    | 73       |                      | 73       |    | 3         |  | 3             |  |
| DIV. I NON-CONF.            |           | 10- 3           |    | 41                |            | 2- 0           |    | 140                  |               | 180                       |    | 68       |                      | 67       |    | 4         |  | 4             |  |
| TOTALS                      |           | RPI 1-25        |    | RPI 26-50         |            | W-L RECORDS    |    | RPI 51-100           |               | RPI 100+                  |    |          |                      |          |    |           |  |               |  |
| 19- 13                      |           | 0- 3            |    | 1- 4              |            | OVERALL        |    | 5- 5                 |               | 13- 1                     |    |          |                      |          |    |           |  |               |  |
| 11- 4                       |           | 0- 0            |    | 1- 1              |            | HOME           |    | 2- 2                 |               | 8- 1                      |    |          |                      |          |    |           |  |               |  |
| 6- 7                        |           | 0- 2            |    | 0- 2              |            | AWAY           |    | 3- 3                 |               | 3- 0                      |    |          |                      |          |    |           |  |               |  |
| 2- 2                        |           | 0- 1            |    | 0- 1              |            | NEUTRAL        |    | 0- 0                 |               | 2- 0                      |    |          |                      |          |    |           |  |               |  |
| 10- 3                       |           | 0- 1            |    | 0- 0              |            | NON-CONFERENCE |    | 1- 1                 |               | 9- 1                      |    |          |                      |          |    |           |  |               |  |
| 6- 1                        |           | 0- 0            |    | 0- 0              |            | HOME           |    | 0- 0                 |               | 6- 1                      |    |          |                      |          |    |           |  |               |  |
| 3- 1                        |           | 0- 0            |    | 0- 0              |            | AWAY           |    | 1- 1                 |               | 2- 0                      |    |          |                      |          |    |           |  |               |  |
| 1- 1                        |           | 0- 1            |    | 0- 0              |            | NEUTRAL        |    | 0- 0                 |               | 1- 0                      |    |          |                      |          |    |           |  |               |  |
| 9- 10                       |           | 0- 2            |    | 1- 4              |            | CONFERENCE     |    | 4- 4                 |               | 4- 0                      |    |          |                      |          |    |           |  |               |  |
| 5- 3                        |           | 0- 0            |    | 1- 1              |            | HOME           |    | 2- 2                 |               | 2- 0                      |    |          |                      |          |    |           |  |               |  |
| 3- 6                        |           | 0- 2            |    | 0- 2              |            | AWAY           |    | 2- 2                 |               | 1- 0                      |    |          |                      |          |    |           |  |               |  |
| 1- 1                        |           | 0- 0            |    | 0- 1              |            | NEUTRAL        |    | 0- 0                 |               | 1- 0                      |    |          |                      |          |    |           |  |               |  |
| RPI 1-25                    |           |                 |    | RPI 26-50         |            |                |    | RPI 51-100           |               | Team's RPI: 73            |    | RPI 101+ |                      |          |    |           |  |               |  |
| RPI S                       | Opponent  | Score           |    | RPI S             | Opponent   | Score          |    | RPI S                | Opponent      | Score                     |    | RPI S    | Opponent             | Score    |    |           |  |               |  |
| 6 N                         | LSU       | 55              | 74 | 30 A              | Kansas St. | 64             | 71 | 52 H                 | Texas         | 62                        | 70 | 103 H    | Northern Ari z.      | 70       | 56 |           |  |               |  |
| 7 A                         | Okl ahoma | 45              | 73 | 30 A              | Kansas St. | 63             | 77 | 58 A                 | Mi nnesota    | 70                        | 78 | 104 H    | Drake                | 62       | 59 |           |  |               |  |
| 10 A                        | Bayl or   | 69              | 91 | 30 H              | Kansas St. | 64             | 62 | 63 A                 | Wyomi ng      | 72                        | 67 | 123 H    | South Dakota St.     | 49       | 68 |           |  |               |  |
|                             |           |                 |    | 38 H              | Texas A&M  | 50             | 69 | 64 A                 | Texas Tech    | 59                        | 61 | 157 N    | Tex. A&M-Corp. Chris | 76       | 64 |           |  |               |  |
|                             |           |                 |    | 38 N              | Texas A&M  | 64             | 73 | 65 A                 | Mi ssouri     | 75                        | 62 | 198 A    | Col orado            | 80       | 62 |           |  |               |  |
|                             |           |                 |    |                   |            |                |    | 65 H                 | Mi ssouri     | 58                        | 64 | 198 H    | Col orado            | 70       | 54 |           |  |               |  |
|                             |           |                 |    |                   |            |                |    | 70 A                 | Iowa St.      | 57                        | 79 | 198 N    | Col orado            | 67       | 59 |           |  |               |  |
|                             |           |                 |    |                   |            |                |    | 70 H                 | Iowa St.      | 54                        | 42 | 208 H    | Texas St.            | 96       | 47 |           |  |               |  |
|                             |           |                 |    |                   |            |                |    | 99 A                 | Kansas        | 65                        | 57 | 214 A    | Northwestern         | 80       | 50 |           |  |               |  |
|                             |           |                 |    |                   |            |                |    | 99 H                 | Kansas        | 73                        | 61 | 222 H    | Okl ahoma St.        | 81       | 56 |           |  |               |  |
|                             |           |                 |    |                   |            |                |    |                      |               |                           |    | 223 A    | Mi chi gan           | 69       | 49 |           |  |               |  |
|                             |           |                 |    |                   |            |                |    |                      |               |                           |    | 239 H    | Crei ghton           | 84       | 50 |           |  |               |  |
|                             |           |                 |    |                   |            |                |    |                      |               |                           |    | 288 H    | Grambl ing           | 69       | 40 |           |  |               |  |
|                             |           |                 |    |                   |            |                |    |                      |               |                           |    | 328 H    | Texas Southern       | 93       | 68 |           |  |               |  |
|                             |           |                 |    | LAST 10 Div       |            |                |    | ision I GAMES:       |               |                           |    |          |                      |          |    |           |  |               |  |
|                             |           |                 |    | 30 A              | Kansas St. | 63             | 77 | 65 A                 | Mi ssouri     | 75                        | 62 |          |                      |          |    |           |  |               |  |
|                             |           |                 |    | 63 A              | Wyomi ng   | 72             | 67 | 7 A                  | Okl ahoma     | 45                        | 73 |          |                      |          |    |           |  |               |  |
|                             |           |                 |    | 104 H             | Drake      | 62             | 59 | 222 H                | Okl ahoma St. | 81                        | 56 |          |                      |          |    |           |  |               |  |
|                             |           |                 |    | 38 N              | Texas A&M  | 64             | 73 | 30 H                 | Kansas St.    | 64                        | 62 |          |                      |          |    |           |  |               |  |
|                             |           |                 |    | 198 N             | Col orado  | 67             | 59 | 99 A                 | Kansas        | 65                        | 57 |          |                      |          |    |           |  |               |  |

Nebraska

■ Loss, ■ Non-Conf, S Site, H Home A Away N Neutral

|                             |                    |                 |       |                    |       |                |              |                      |       |                           |       |          |  |          |  |           |  |                |  |
|-----------------------------|--------------------|-----------------|-------|--------------------|-------|----------------|--------------|----------------------|-------|---------------------------|-------|----------|--|----------|--|-----------|--|----------------|--|
| Through Games Of 2008 Final |                    |                 |       |                    |       |                |              |                      |       |                           |       |          |  |          |  |           |  |                |  |
| Average RPI Win: 224        |                    | WON-LOST RECORD |       | WINNING PCT. RANK  |       | LAST 10 GAMES  |              | STRENGTH OF SCHEDULE |       | OPP. STRENGTH OF SCHEDULE |       | TEAM RPI |  | ADJ. RPI |  | CONF. RPI |  | ADJ. CONF. RPI |  |
| Average RPI Loss: 139       |                    |                 |       |                    |       |                |              |                      |       |                           |       |          |  |          |  |           |  |                |  |
| DIV. I ONLY                 |                    | 13- 17          |       | 197                |       | 6- 4           |              | 178                  |       | 175                       |       | 196      |  | 199      |  | 15        |  | 15             |  |
| DIV. I NON-CONF.            |                    | 4- 8            |       | 234                |       | 0- 0           |              | 268                  |       | 232                       |       | 264      |  | 264      |  | 14        |  | 14             |  |
| TOTALS                      |                    | RPI 1-25        |       | RPI 26-50          |       | W-L RECORDS    |              | RPI 51-100           |       | RPI 100+                  |       |          |  |          |  |           |  |                |  |
| 13- 17                      |                    | 0- 0            |       | 0- 3               |       | OVERALL        |              | 1- 3                 |       | 12- 11                    |       |          |  |          |  |           |  |                |  |
| 10- 6                       |                    | 0- 0            |       | 0- 2               |       | HOME           |              | 1- 1                 |       | 9- 3                      |       |          |  |          |  |           |  |                |  |
| 3- 9                        |                    | 0- 0            |       | 0- 1               |       | AWAY           |              | 0- 1                 |       | 3- 7                      |       |          |  |          |  |           |  |                |  |
| 0- 2                        |                    | 0- 0            |       | 0- 0               |       | NEUTRAL        |              | 0- 1                 |       | 0- 1                      |       |          |  |          |  |           |  |                |  |
| 4- 8                        |                    | 0- 0            |       | 0- 0               |       | NON-CONFERENCE |              | 0- 2                 |       | 4- 6                      |       |          |  |          |  |           |  |                |  |
| 4- 2                        |                    | 0- 0            |       | 0- 0               |       | HOME           |              | 0- 1                 |       | 4- 1                      |       |          |  |          |  |           |  |                |  |
| 0- 4                        |                    | 0- 0            |       | 0- 0               |       | AWAY           |              | 0- 0                 |       | 0- 4                      |       |          |  |          |  |           |  |                |  |
| 0- 2                        |                    | 0- 0            |       | 0- 0               |       | NEUTRAL        |              | 0- 1                 |       | 0- 1                      |       |          |  |          |  |           |  |                |  |
| 9- 9                        |                    | 0- 0            |       | 0- 3               |       | CONFERENCE     |              | 1- 1                 |       | 8- 5                      |       |          |  |          |  |           |  |                |  |
| 6- 4                        |                    | 0- 0            |       | 0- 2               |       | HOME           |              | 1- 0                 |       | 5- 2                      |       |          |  |          |  |           |  |                |  |
| 3- 5                        |                    | 0- 0            |       | 0- 1               |       | AWAY           |              | 0- 1                 |       | 3- 3                      |       |          |  |          |  |           |  |                |  |
| 0- 0                        |                    | 0- 0            |       | 0- 0               |       | NEUTRAL        |              | 0- 0                 |       | 0- 0                      |       |          |  |          |  |           |  |                |  |
| RPI 1-25                    |                    | RPI 26-50       |       | RPI 51-100         |       | RPI 101+       |              | Team's RPI: 199      |       |                           |       |          |  |          |  |           |  |                |  |
| RPI S                       | Opponent           | Score           | RPI S | Opponent           | Score | RPI S          | Opponent     | Score                | RPI S | Opponent                  | Score |          |  |          |  |           |  |                |  |
| 42                          | A Loui si ana Tech | 34 75           | 42    | A Loui si ana Tech | 57 72 | 58             | N Mi nnesota | 75 83                | 101   | A Hawai i                 | 66 61 |          |  |          |  |           |  |                |  |
| 42                          | H Loui si ana Tech | 57 72           | 42    | H Loui si ana Tech | 60 69 | 61             | H UNLV       | 41 55                | 101   | H Hawai i                 | 74 79 |          |  |          |  |           |  |                |  |
| 42                          | H Loui si ana Tech | 60 69           |       |                    |       | 80             | A Fresno St. | 48 73                | 103   | A Northern Ari z.         | 58 66 |          |  |          |  |           |  |                |  |
|                             |                    |                 |       |                    |       | 80             | H Fresno St. | 68 67                | 133   | N Al abama                | 46 76 |          |  |          |  |           |  |                |  |
|                             |                    |                 |       |                    |       |                |              |                      | 145   | A Oregon                  | 50 61 |          |  |          |  |           |  |                |  |
|                             |                    |                 |       |                    |       |                |              |                      | 180   | A San Jose St.            | 48 53 |          |  |          |  |           |  |                |  |
|                             |                    |                 |       |                    |       |                |              |                      | 180   | H San Jose St.            | 56 64 |          |  |          |  |           |  |                |  |
|                             |                    |                 |       |                    |       |                |              |                      | 180   | H San Jose St.            | 75 61 |          |  |          |  |           |  |                |  |
|                             |                    |                 |       |                    |       |                |              |                      | 202   | A Boise St.               | 50 58 |          |  |          |  |           |  |                |  |
|                             |                    |                 |       |                    |       |                |              |                      | 202   | H Boise St.               | 73 67 |          |  |          |  |           |  |                |  |
|                             |                    |                 |       |                    |       |                |              |                      | 205   | A New Mexico St.          | 53 46 |          |  |          |  |           |  |                |  |
|                             |                    |                 |       |                    |       |                |              |                      | 205   | H New Mexico St.          | 61 51 |          |  |          |  |           |  |                |  |
|                             |                    |                 |       |                    |       |                |              |                      | 233   | A Portland St.            | 61 65 |          |  |          |  |           |  |                |  |
|                             |                    |                 |       |                    |       |                |              |                      | 234   | A Idaho                   | 56 69 |          |  |          |  |           |  |                |  |
|                             |                    |                 |       |                    |       |                |              |                      | 234   | H Idaho                   | 49 43 |          |  |          |  |           |  |                |  |
|                             |                    |                 |       |                    |       |                |              |                      | 244   | H Northern Colo.          | 52 68 |          |  |          |  |           |  |                |  |
|                             |                    |                 |       |                    |       |                |              |                      | 262   | H Sacramento St.          | 63 52 |          |  |          |  |           |  |                |  |
|                             |                    |                 |       |                    |       |                |              |                      | 265   | H San Francisco           | 59 53 |          |  |          |  |           |  |                |  |
|                             |                    |                 |       |                    |       |                |              |                      | 268   | H Northwestern St.        | 79 59 |          |  |          |  |           |  |                |  |
|                             |                    |                 |       |                    |       |                |              |                      | 276   | A Cal St. Fullerton       | 49 53 |          |  |          |  |           |  |                |  |
|                             |                    |                 |       |                    |       |                |              |                      | 300   | H Utah Valley St.         | 74 59 |          |  |          |  |           |  |                |  |
|                             |                    |                 |       |                    |       |                |              |                      | 302   | A Utah St.                | 67 51 |          |  |          |  |           |  |                |  |
|                             |                    |                 |       |                    |       |                |              |                      | 302   | H Utah St.                | 64 54 |          |  |          |  |           |  |                |  |
| LAST 10 Division I GAMES:   |                    |                 |       |                    |       |                |              |                      |       |                           |       |          |  |          |  |           |  |                |  |
| 42                          | H Loui si ana Tech | 60 69           | 234   | H Idaho            | 49 43 |                |              |                      |       |                           |       |          |  |          |  |           |  |                |  |
| 180                         | H San Jose St.     | 75 61           | 80    | H Fresno St.       | 68 67 |                |              |                      |       |                           |       |          |  |          |  |           |  |                |  |
| 80                          | A Fresno St.       | 48 73           | 205   | A New Mexico St.   | 53 46 |                |              |                      |       |                           |       |          |  |          |  |           |  |                |  |
| 180                         | A San Jose St.     | 48 53           | 42    | A Loui si ana Tech | 34 75 |                |              |                      |       |                           |       |          |  |          |  |           |  |                |  |
| 302                         | A Utah St.         | 67 51           | 205   | H New Mexi co St.  | 61 51 |                |              |                      |       |                           |       |          |  |          |  |           |  |                |  |

### Non-Div l Games:

Nevada

Loss, Non-Conf, S Site, H Home A Away N Neutral

|                           |                  |           |                 |                    |                   |               |               |                      |       |                           |          |          |           |               |
|---------------------------|------------------|-----------|-----------------|--------------------|-------------------|---------------|---------------|----------------------|-------|---------------------------|----------|----------|-----------|---------------|
| New Hampshire             |                  |           |                 |                    |                   |               |               |                      |       |                           |          |          |           |               |
| Average RPI Win:          |                  | 206       | WON-LOST RECORD |                    | WINNING PCT. RANK | LAST 10 GAMES |               | STRENGTH OF SCHEDULE |       | OPP. STRENGTH OF SCHEDULE | TEAM RPI | ADJ. RPI | CONF. RPI | ADJ CONF. RPI |
| Average RPI Loss:         |                  | 120       |                 |                    |                   |               |               |                      |       |                           |          |          |           |               |
| DIV. I ONLY               |                  | 15- 13    | 138             |                    | 4- 6              |               | 192           |                      | 131   |                           | 158      | 160      | 10        | 11            |
| DIV. I NON-CONF.          |                  | 8- 3      | 58              |                    | 0- 0              |               | 299           |                      | 217   |                           | 149      | 149      | 12        | 13            |
| -----                     |                  |           |                 |                    |                   |               |               |                      |       |                           |          |          |           |               |
| TOTALS                    |                  | RPI 1-25  | RPI 26-50       |                    | W-L RECORDS       |               | RPI 51-100    |                      |       |                           | RPI 100+ |          |           |               |
| 15- 13                    |                  | 0- 1      | 0- 4            |                    | OVERALL           |               | 3- 2          |                      |       |                           | 12- 6    |          |           |               |
| 9- 3                      |                  | 0- 1      | 0- 2            |                    | HOME              |               | 2- 0          |                      |       |                           | 7- 0     |          |           |               |
| 5- 9                      |                  | 0- 0      | 0- 2            |                    | AWAY              |               | 1- 1          |                      |       |                           | 4- 6     |          |           |               |
| 1- 1                      |                  | 0- 0      | 0- 0            |                    | NEUTRAL           |               | 0- 1          |                      |       |                           | 1- 0     |          |           |               |
| 8- 3                      |                  | 0- 1      | 0- 0            |                    | NON-CONFERENCE    |               | 1- 1          |                      |       |                           | 7- 1     |          |           |               |
| 3- 1                      |                  | 0- 1      | 0- 0            |                    | HOME              |               | 1- 0          |                      |       |                           | 2- 0     |          |           |               |
| 4- 2                      |                  | 0- 0      | 0- 0            |                    | AWAY              |               | 0- 1          |                      |       |                           | 4- 1     |          |           |               |
| 1- 0                      |                  | 0- 0      | 0- 0            |                    | NEUTRAL           |               | 0- 0          |                      |       |                           | 1- 0     |          |           |               |
| 7- 10                     |                  | 0- 0      | 0- 4            |                    | CONFERENCE        |               | 2- 1          |                      |       |                           | 5- 5     |          |           |               |
| 6- 2                      |                  | 0- 0      | 0- 2            |                    | HOME              |               | 1- 0          |                      |       |                           | 5- 0     |          |           |               |
| 1- 7                      |                  | 0- 0      | 0- 2            |                    | AWAY              |               | 1- 0          |                      |       |                           | 0- 5     |          |           |               |
| 0- 1                      |                  | 0- 0      | 0- 0            |                    | NEUTRAL           |               | 0- 1          |                      |       |                           | 0- 0     |          |           |               |
| -----                     |                  |           |                 |                    |                   |               |               |                      |       |                           |          |          |           |               |
| RPI 1-25                  |                  | RPI 26-50 |                 | RPI 51-100         |                   | RPI 101+      |               | Team's RPI: 160      |       |                           |          |          |           |               |
| RPI S                     | Opponent         | Score     | RPI S           | Opponent           | Score             | RPI S         | Opponent      | Score                | RPI S | Opponent                  | Score    |          |           |               |
| 25                        | H Boston College | 58 85     | 28              | A Hartford         | 42 65             | 71            | H Marist      | 62 48                | 112   | A Binghamton              | 54 74    |          |           |               |
|                           |                  |           | 28              | H Hartford         | 52 62             | 77            | A Dartmouth   | 56 62                | 112   | H Binghamton              | 55 49    |          |           |               |
|                           |                  |           | 46              | A Stony Brook      | 56 62             | 79            | A Boston U.   | 83 71                | 175   | H Massachusetts           | 59 43    |          |           |               |
|                           |                  |           | 46              | H Stony Brook      | 69 72             | 79            | H Boston U.   | 76 63                | 176   | A UMBC                    | 53 65    |          |           |               |
|                           |                  |           |                 |                    |                   | 79            | N Boston U.   | 60 66                | 176   | H UMBC                    | 68 61    |          |           |               |
|                           |                  |           |                 |                    |                   |               |               |                      | 200   | A Vermont                 | 54 57    |          |           |               |
|                           |                  |           |                 |                    |                   |               |               |                      | 200   | H Vermont                 | 70 62    |          |           |               |
|                           |                  |           |                 |                    |                   |               |               |                      | 221   | A Mai ne                  | 58 69    |          |           |               |
|                           |                  |           |                 |                    |                   |               |               |                      | 221   | H Mai ne                  | 63 59    |          |           |               |
|                           |                  |           |                 |                    |                   |               |               |                      | 225   | N Towson                  | 70 69    |          |           |               |
|                           |                  |           |                 |                    |                   |               |               |                      | 235   | A Northeastern            | 47 52    |          |           |               |
|                           |                  |           |                 |                    |                   |               |               |                      | 269   | A Col gate                | 69 45    |          |           |               |
|                           |                  |           |                 |                    |                   |               |               |                      | 270   | H Cornel l                | 75 72    |          |           |               |
|                           |                  |           |                 |                    |                   |               |               |                      | 277   | A Lehi gh                 | 66 58    |          |           |               |
|                           |                  |           |                 |                    |                   |               |               |                      | 289   | A Al bany (N. Y. )        | 58 62    |          |           |               |
|                           |                  |           |                 |                    |                   |               |               |                      | 289   | H Al bany (N. Y. )        | 70 55    |          |           |               |
|                           |                  |           |                 |                    |                   |               |               |                      | 317   | A Yal e                   | 75 59    |          |           |               |
|                           |                  |           |                 |                    |                   |               |               |                      | 331   | A Wagner                  | 74 52    |          |           |               |
| -----                     |                  |           |                 |                    |                   |               |               |                      |       |                           |          |          |           |               |
| LAST 10 Division I GAMES: |                  |           |                 |                    |                   |               |               |                      |       |                           |          |          |           |               |
|                           |                  |           | 79              | N Boston U.        | 60 66             | 46            | A Stony Brook | 56 62                |       |                           |          |          |           |               |
|                           |                  |           | 200             | A Vermont          | 54 57             | 28            | H Hartford    | 52 62                |       |                           |          |          |           |               |
|                           |                  |           | 79              | H Boston U.        | 76 63             | 112           | H Binghamton  | 55 49                |       |                           |          |          |           |               |
|                           |                  |           | 289             | H Al bany (N. Y. ) | 70 55             | 176           | A UMBC        | 53 65                |       |                           |          |          |           |               |
|                           |                  |           | 221             | A Mai ne           | 58 69             | 79            | A Boston U.   | 83 71                |       |                           |          |          |           |               |

New Hampshire

New Hampshire

### Non-Div l Games:

New Hampshire

Loss, Non-Conf, S Site, H Home A Away N Neutral



| Average RPI Win:  |          | 209       | WON-LOST                  | WINNING    | LAST 10               | STRENGTH OF | OPP. STRENGTH         | TEAM  | ADJ.  | CONF.    | ADJ CONF.       |
|-------------------|----------|-----------|---------------------------|------------|-----------------------|-------------|-----------------------|-------|-------|----------|-----------------|
| Average RPI Loss: |          | 135       | RECORD                    | PCT. RANK  | GAMES                 | SCHEDULE    | OF SCHEDULE           | RPI   | RPI   | RPI      | RPI             |
| DIV. I ONLY       | 10- 20   | 247       | 3- 7                      | 99         | 189                   | 202         | 205                   | 15    | 15    |          |                 |
| DIV. I NON-CONF.  | 3- 8     | 267       | 0- 0                      | 145        | 209                   | 242         | 242                   | 14    | 14    |          |                 |
| TOTALS            | RPI 1-25 | RPI 26-50 | W-L RECORDS               | RPI 51-100 | RPI 100+              |             |                       |       |       |          |                 |
| 10- 20            | 0- 0     | 0- 5      | OVERALL                   | 1- 2       | 9- 13                 |             |                       |       |       |          |                 |
| 3- 10             | 0- 0     | 0- 2      | HOME                      | 0- 1       | 3- 7                  |             |                       |       |       |          |                 |
| 5- 8              | 0- 0     | 0- 2      | AWAY                      | 0- 1       | 5- 5                  |             |                       |       |       |          |                 |
| 2- 2              | 0- 0     | 0- 1      | NEUTRAL                   | 1- 0       | 1- 1                  |             |                       |       |       |          |                 |
| 3- 8              | 0- 0     | 0- 2      | NON-CONFERENCE            | 0- 0       | 3- 6                  |             |                       |       |       |          |                 |
| 1- 4              | 0- 0     | 0- 1      | HOME                      | 0- 0       | 1- 3                  |             |                       |       |       |          |                 |
| 2- 3              | 0- 0     | 0- 1      | AWAY                      | 0- 0       | 2- 2                  |             |                       |       |       |          |                 |
| 0- 1              | 0- 0     | 0- 0      | NEUTRAL                   | 0- 0       | 0- 1                  |             |                       |       |       |          |                 |
| 7- 12             | 0- 0     | 0- 3      | CONFERENCE                | 1- 2       | 6- 7                  |             |                       |       |       |          |                 |
| 2- 6              | 0- 0     | 0- 1      | HOME                      | 0- 1       | 2- 4                  |             |                       |       |       |          |                 |
| 3- 5              | 0- 0     | 0- 1      | AWAY                      | 0- 1       | 3- 3                  |             |                       |       |       |          |                 |
| 2- 1              | 0- 0     | 0- 1      | NEUTRAL                   | 1- 0       | 1- 0                  |             |                       |       |       |          |                 |
| RPI S             | RPI 1-25 | Score     | RPI S                     | RPI 26-50  | Score                 | RPI S       | RPI 51-100            | Score | RPI S | RPI 101+ | Team's RPI: 205 |
|                   | Opponent |           |                           | Opponent   |                       |             | Opponent              |       |       | Opponent | Score           |
|                   |          |           | 32 A New Mexico           | 42 55      | 80 A Fresno St.       | 52 68       | 101 A Hawai i         | 72 69 |       |          |                 |
|                   |          |           | 32 H New Mexico           | 77 79      | 80 H Fresno St.       | 61 77       | 101 H Hawai i         | 71 74 |       |          |                 |
|                   |          |           | 42 A Loui si ana Tech     | 53 66      | 80 N Fresno St.       | 74 66       | 103 H Northern Ariz.  | 46 61 |       |          |                 |
|                   |          |           | 42 H Loui si ana Tech     | 72 79      |                       |             | 113 A UTSA            | 38 61 |       |          |                 |
|                   |          |           | 42 N Loui si ana Tech     | 39 63      |                       |             | 119 H Texas-Arlington | 50 62 |       |          |                 |
|                   |          |           |                           |            |                       |             | 180 A San Jose St.    | 35 58 |       |          |                 |
|                   |          |           |                           |            |                       |             | 180 H San Jose St.    | 50 47 |       |          |                 |
|                   |          |           |                           |            |                       |             | 185 A UTEP            | 58 70 |       |          |                 |
|                   |          |           |                           |            |                       |             | 185 H UTEP            | 47 66 |       |          |                 |
|                   |          |           |                           |            |                       |             | 199 A Nevada          | 51 61 |       |          |                 |
|                   |          |           |                           |            |                       |             | 199 H Nevada          | 46 53 |       |          |                 |
|                   |          |           |                           |            |                       |             | 202 A Boi se St.      | 45 72 |       |          |                 |
|                   |          |           |                           |            |                       |             | 202 H Boi se St.      | 61 60 |       |          |                 |
|                   |          |           |                           |            |                       |             | 202 N Boi se St.      | 60 59 |       |          |                 |
|                   |          |           |                           |            |                       |             | 227 N UMKC            | 55 89 |       |          |                 |
|                   |          |           |                           |            |                       |             | 234 A Idaho           | 56 55 |       |          |                 |
|                   |          |           |                           |            |                       |             | 234 H Idaho           | 50 59 |       |          |                 |
|                   |          |           |                           |            |                       |             | 255 A Cal Poly        | 65 63 |       |          |                 |
|                   |          |           |                           |            |                       |             | 262 H Sacramento St.  | 75 58 |       |          |                 |
|                   |          |           |                           |            |                       |             | 272 A UC Irvine       | 88 64 |       |          |                 |
|                   |          |           |                           |            |                       |             | 302 A Utah St.        | 55 48 |       |          |                 |
|                   |          |           |                           |            |                       |             | 302 H Utah St.        | 45 55 |       |          |                 |
|                   |          |           | LAST 10 Division I GAMES: |            |                       |             |                       |       |       |          |                 |
|                   |          |           | 42 N Loui si ana Tech     | 39 63      | 42 A Loui si ana Tech | 53 66       |                       |       |       |          |                 |
|                   |          |           | 202 N Boi se St.          | 60 59      | 180 A San Jose St.    | 35 58       |                       |       |       |          |                 |
|                   |          |           | 80 N Fresno St.           | 74 66      | 202 A Boi se St.      | 45 72       |                       |       |       |          |                 |
|                   |          |           | 101 H Hawai i             | 71 74      | 199 H Nevada          | 46 53       |                       |       |       |          |                 |
|                   |          |           | 234 A Idaho               | 56 55      | 302 H Utah St.        | 45 55       |                       |       |       |          |                 |

Non-Div I Games:

New Mexico St.

■ Loss, 
 ■ Non-Conf, S Site, 
 ■ Home 
 ■ Away 
 N Neutral





| Average RPI Win: 215  |                | WON-LOST                  | WINNING         | LAST 10             | STRENGTH OF      | OPP. STRENGTH         | TEAM                           | ADJ. | CONF. | ADJ CONF. |
|-----------------------|----------------|---------------------------|-----------------|---------------------|------------------|-----------------------|--------------------------------|------|-------|-----------|
| Average RPI Loss: 182 |                | RECORD                    | PCT. RANK       | GAMES               | SCHEDULE         | OF SCHEDULE           | RPI                            | RPI  | RPI   | RPI       |
| DIV. I ONLY           | 4- 25          | 320                       | 1- 9            | 287                 | 209              | 321                   | 322                            | 19   | 19    |           |
| DIV. I NON-CONF.      | 1- 8           | 307                       | 0- 0            | 307                 | 151              | 324                   | 324                            | 18   | 18    |           |
| TOTALS                | RPI 1-25       | RPI 26-50                 | W-L RECORDS     | RPI 51-100          | RPI 100+         |                       |                                |      |       |           |
| 4- 25                 | 0- 1           | 0- 1                      | OVERALL         | 0- 2                | 4- 21            |                       |                                |      |       |           |
| 3- 8                  | 0- 0           | 0- 0                      | HOME            | 0- 1                | 3- 7             |                       |                                |      |       |           |
| 0- 14                 | 0- 1           | 0- 1                      | AWAY            | 0- 1                | 0- 11            |                       |                                |      |       |           |
| 1- 3                  | 0- 0           | 0- 0                      | NEUTRAL         | 0- 0                | 1- 3             |                       |                                |      |       |           |
| 1- 8                  | 0- 1           | 0- 1                      | NON-CONFERENCE  | 0- 0                | 1- 6             |                       |                                |      |       |           |
| 1- 1                  | 0- 0           | 0- 0                      | HOME            | 0- 0                | 1- 1             |                       |                                |      |       |           |
| 0- 5                  | 0- 1           | 0- 1                      | AWAY            | 0- 0                | 0- 3             |                       |                                |      |       |           |
| 0- 2                  | 0- 0           | 0- 0                      | NEUTRAL         | 0- 0                | 0- 2             |                       |                                |      |       |           |
| 3- 17                 | 0- 0           | 0- 0                      | CONFERENCE      | 0- 2                | 3- 15            |                       |                                |      |       |           |
| 2- 7                  | 0- 0           | 0- 0                      | HOME            | 0- 1                | 2- 6             |                       |                                |      |       |           |
| 0- 9                  | 0- 0           | 0- 0                      | AWAY            | 0- 1                | 0- 8             |                       |                                |      |       |           |
| 1- 1                  | 0- 0           | 0- 0                      | NEUTRAL         | 0- 0                | 1- 1             |                       |                                |      |       |           |
| RPI S Opponent        | RPI 1-25 Score | RPI S Opponent            | RPI 26-50 Score | RPI S Opponent      | RPI 51-100 Score | RPI S Opponent        | RPI 101+ Team's RPI: 322 Score |      |       |           |
| 25 A Boston College   | 49 101         | 31 A St. John's (N.Y.)    | 43 67           | 71 A Marist         | 56 70            | 114 A Iona            | 64 70                          |      |       |           |
|                       |                |                           |                 | 71 H Marist         | 50 70            | 114 H Iona            | 61 67                          |      |       |           |
|                       |                |                           |                 |                     |                  | 114 N Iona            | 57 72                          |      |       |           |
|                       |                |                           |                 |                     |                  | 115 A Loyol a (Md.)   | 44 76                          |      |       |           |
|                       |                |                           |                 |                     |                  | 115 H Loyol a (Md.)   | 58 62                          |      |       |           |
|                       |                |                           |                 |                     |                  | 129 A Cani si us      | 54 71                          |      |       |           |
|                       |                |                           |                 |                     |                  | 129 H Cani si us      | 65 76                          |      |       |           |
|                       |                |                           |                 |                     |                  | 179 H Syracuse        | 61 45                          |      |       |           |
|                       |                |                           |                 |                     |                  | 200 A Vermont         | 56 80                          |      |       |           |
|                       |                |                           |                 |                     |                  | 215 A St. Peter's     | 61 76                          |      |       |           |
|                       |                |                           |                 |                     |                  | 215 H St. Peter's     | 46 64                          |      |       |           |
|                       |                |                           |                 |                     |                  | 215 N St. Peter's     | 65 59                          |      |       |           |
|                       |                |                           |                 |                     |                  | 216 A Manhattan       | 63 70                          |      |       |           |
|                       |                |                           |                 |                     |                  | 216 H Manhattan       | 46 73                          |      |       |           |
|                       |                |                           |                 |                     |                  | 229 A Si ena          | 44 79                          |      |       |           |
|                       |                |                           |                 |                     |                  | 229 H Si ena          | 61 57                          |      |       |           |
|                       |                |                           |                 |                     |                  | 238 A Fai rfi el d    | 47 74                          |      |       |           |
|                       |                |                           |                 |                     |                  | 238 H Fai rfi el d    | 63 59                          |      |       |           |
|                       |                |                           |                 |                     |                  | 246 H Buffal o        | 45 68                          |      |       |           |
|                       |                |                           |                 |                     |                  | 269 A Col gate        | 47 75                          |      |       |           |
|                       |                |                           |                 |                     |                  | 270 N Cornell         | 63 75                          |      |       |           |
|                       |                |                           |                 |                     |                  | 285 A St. Bonaventure | 64 70                          |      |       |           |
|                       |                |                           |                 |                     |                  | 289 N Al bany (N. Y.) | 47 54                          |      |       |           |
|                       |                |                           |                 |                     |                  | 315 A Ri der          | 43 49                          |      |       |           |
|                       |                |                           |                 |                     |                  | 315 H Ri der          | 52 63                          |      |       |           |
|                       |                | LAST 10 Div sion I GAMES: |                 |                     |                  |                       |                                |      |       |           |
|                       |                | 114 N Iona                | 57 72           | 315 H Ri der        | 52 63            |                       |                                |      |       |           |
|                       |                | 215 N St. Peter's         | 65 59           | 114 A Iona          | 64 70            |                       |                                |      |       |           |
|                       |                | 129 H Cani si us          | 65 76           | 215 A St. Peter's   | 61 76            |                       |                                |      |       |           |
|                       |                | 115 A Loyol a (Md.)       | 44 76           | 216 H Manhattan     | 46 73            |                       |                                |      |       |           |
|                       |                | 215 H St. Peter's         | 46 64           | 115 H Loyol a (Md.) | 58 62            |                       |                                |      |       |           |

Non-Div I Games:

Niagara

|                           |            |                 |       |                   |       |                |                     |                      |       |                           |       |          |                     |          |       |           |       |               |          |       |
|---------------------------|------------|-----------------|-------|-------------------|-------|----------------|---------------------|----------------------|-------|---------------------------|-------|----------|---------------------|----------|-------|-----------|-------|---------------|----------|-------|
| Average RPI Win: 202      |            | WON-LOST RECORD |       | WINNING PCT. RANK |       | LAST 10 GAMES  |                     | STRENGTH OF SCHEDULE |       | OPP. STRENGTH OF SCHEDULE |       | TEAM RPI |                     | ADJ. RPI |       | CONF. RPI |       | ADJ CONF. RPI |          |       |
| DIV. I ONLY               |            | 4- 23           |       | 316               |       | 2- 8           |                     | 126                  |       | 262                       |       | 294      |                     | 294      |       | 20        |       | 20            |          |       |
| DIV. I NON-CONF.          |            | 1- 10           |       | 315               |       | 0- 0           |                     | 111                  |       | 211                       |       | 279      |                     | 279      |       | 24        |       | 24            |          |       |
| TOTALS                    |            | RPI 1-25        |       | RPI 26-50         |       | W-L RECORDS    |                     | RPI 51-100           |       | RPI 100+                  |       |          |                     |          |       |           |       |               |          |       |
| 4- 23                     |            | 0- 1            |       | 0- 0              |       | OVERALL        |                     | 1- 4                 |       | 3- 18                     |       |          |                     |          |       |           |       |               |          |       |
| 3- 6                      |            | 0- 0            |       | 0- 0              |       | HOME           |                     | 1- 0                 |       | 2- 6                      |       |          |                     |          |       |           |       |               |          |       |
| 1- 14                     |            | 0- 1            |       | 0- 0              |       | AWAY           |                     | 0- 4                 |       | 1- 9                      |       |          |                     |          |       |           |       |               |          |       |
| 0- 3                      |            | 0- 0            |       | 0- 0              |       | NEUTRAL        |                     | 0- 0                 |       | 0- 3                      |       |          |                     |          |       |           |       |               |          |       |
| 1- 10                     |            | 0- 1            |       | 0- 0              |       | NON-CONFERENCE |                     | 0- 3                 |       | 1- 6                      |       |          |                     |          |       |           |       |               |          |       |
| 0- 1                      |            | 0- 0            |       | 0- 0              |       | HOME           |                     | 0- 0                 |       | 0- 1                      |       |          |                     |          |       |           |       |               |          |       |
| 1- 6                      |            | 0- 1            |       | 0- 0              |       | AWAY           |                     | 0- 3                 |       | 1- 2                      |       |          |                     |          |       |           |       |               |          |       |
| 0- 3                      |            | 0- 0            |       | 0- 0              |       | NEUTRAL        |                     | 0- 0                 |       | 0- 3                      |       |          |                     |          |       |           |       |               |          |       |
| 3- 13                     |            | 0- 0            |       | 0- 0              |       | CONFERENCE     |                     | 1- 1                 |       | 2- 12                     |       |          |                     |          |       |           |       |               |          |       |
| 3- 5                      |            | 0- 0            |       | 0- 0              |       | HOME           |                     | 1- 0                 |       | 2- 5                      |       |          |                     |          |       |           |       |               |          |       |
| 0- 8                      |            | 0- 0            |       | 0- 0              |       | AWAY           |                     | 0- 1                 |       | 0- 7                      |       |          |                     |          |       |           |       |               |          |       |
| 0- 0                      |            | 0- 0            |       | 0- 0              |       | NEUTRAL        |                     | 0- 0                 |       | 0- 0                      |       |          |                     |          |       |           |       |               |          |       |
| RPI 1-25                  |            | RPI 26-50       |       | RPI 51-100        |       | RPI 101+       |                     | Team's RPI: 294      |       |                           |       |          |                     |          |       |           |       |               |          |       |
| RPI S                     | Opponent   | Score           | RPI S | Opponent          | Score | RPI S          | Opponent            | Score                | RPI S | Opponent                  | Score | RPI S    | Opponent            | Score    | RPI S | Opponent  | Score | RPI S         | Opponent | Score |
| 8                         | A Ohio St. | 35 94           |       |                   |       | 65             | A Missouri          | 34 88                | 113   | H UTSA                    | 57 67 |          |                     |          |       |           |       |               |          |       |
|                           |            |                 |       |                   |       | 68             | A Stephen F. Austin | 59 80                | 117   | A Arkansas                | 40 75 |          |                     |          |       |           |       |               |          |       |
|                           |            |                 |       |                   |       | 68             | H Stephen F. Austin | 68 67                | 119   | A Texas-Arlington         | 39 65 |          |                     |          |       |           |       |               |          |       |
|                           |            |                 |       |                   |       | 70             | A Iowa St.          | 28 77                | 119   | H Texas-Arlington         | 40 60 |          |                     |          |       |           |       |               |          |       |
|                           |            |                 |       |                   |       | 82             | A Mississippi       | 45 90                | 137   | A La.-Monroe              | 67 73 |          |                     |          |       |           |       |               |          |       |
|                           |            |                 |       |                   |       |                |                     |                      | 137   | H La.-Monroe              | 64 66 |          |                     |          |       |           |       |               |          |       |
|                           |            |                 |       |                   |       |                |                     |                      | 167   | A Southern U.             | 67 85 |          |                     |          |       |           |       |               |          |       |
|                           |            |                 |       |                   |       |                |                     |                      | 173   | H La.-Lafayette           | 62 74 |          |                     |          |       |           |       |               |          |       |
|                           |            |                 |       |                   |       |                |                     |                      | 197   | N Appalachian St.         | 54 76 |          |                     |          |       |           |       |               |          |       |
|                           |            |                 |       |                   |       |                |                     |                      | 204   | N Eastern Wash.           | 54 84 |          |                     |          |       |           |       |               |          |       |
|                           |            |                 |       |                   |       |                |                     |                      | 208   | A Texas St.               | 52 65 |          |                     |          |       |           |       |               |          |       |
|                           |            |                 |       |                   |       |                |                     |                      | 208   | H Texas St.               | 52 50 |          |                     |          |       |           |       |               |          |       |
|                           |            |                 |       |                   |       |                |                     |                      | 220   | H McNeese St.             | 62 51 |          |                     |          |       |           |       |               |          |       |
|                           |            |                 |       |                   |       |                |                     |                      | 242   | A Lamar                   | 70 73 |          |                     |          |       |           |       |               |          |       |
|                           |            |                 |       |                   |       |                |                     |                      | 242   | H Lamar                   | 60 78 |          |                     |          |       |           |       |               |          |       |
|                           |            |                 |       |                   |       |                |                     |                      | 268   | A Northwestern St.        | 66 83 |          |                     |          |       |           |       |               |          |       |
|                           |            |                 |       |                   |       |                |                     |                      | 288   | N Grambling               | 54 61 |          |                     |          |       |           |       |               |          |       |
|                           |            |                 |       |                   |       |                |                     |                      | 291   | A Southeastern La.        | 48 67 |          |                     |          |       |           |       |               |          |       |
|                           |            |                 |       |                   |       |                |                     |                      | 291   | H Southeastern La.        | 42 47 |          |                     |          |       |           |       |               |          |       |
|                           |            |                 |       |                   |       |                |                     |                      | 292   | A Sam Houston St.         | 67 77 |          |                     |          |       |           |       |               |          |       |
|                           |            |                 |       |                   |       |                |                     |                      | 310   | A New Orleans             | 55 51 |          |                     |          |       |           |       |               |          |       |
| LAST 10 Division I GAMES: |            |                 |       |                   |       |                |                     |                      |       |                           |       |          |                     |          |       |           |       |               |          |       |
|                           |            |                 |       |                   |       | 208            | A Texas St.         | 52 65                |       |                           |       | 68       | H Stephen F. Austin | 68 67    |       |           |       |               |          |       |
|                           |            |                 |       |                   |       | 242            | H Lamar             | 60 78                |       |                           |       | 208      | H Texas St.         | 52 50    |       |           |       |               |          |       |
|                           |            |                 |       |                   |       | 119            | A Texas-Arlington   | 39 65                |       |                           |       | 113      | H UTSA              | 57 67    |       |           |       |               |          |       |
|                           |            |                 |       |                   |       | 137            | A La.-Monroe        | 67 73                |       |                           |       | 291      | A Southeastern La.  | 48 67    |       |           |       |               |          |       |
|                           |            |                 |       |                   |       | 268            | A Northwestern St.  | 66 83                |       |                           |       | 242      | A Lamar             | 70 73    |       |           |       |               |          |       |

Non-Div I Games:

Nicholls St.

[illegible]

Norfolk St.

N  
o  
r  
f  
o  
l  
k  
s  
t

### Non-Div l Games:

Norfolk St.

Loss, Non-Conf, S Site, H Home A Away N Neutral

# North Carolina

# Through Games Of 2006 Final

|                   |    |          |           |         |             |               |      |      |       |           |
|-------------------|----|----------|-----------|---------|-------------|---------------|------|------|-------|-----------|
| Average RPI Win:  | 75 | WON-LOST | WINNING   | LAST 10 | STRENGTH OF | OPP. STRENGTH | TEAM | ADJ. | CONF. | ADJ CONF. |
| Average RPI Loss: | 4  | RECORD   | PCT. RANK | GAMES   | SCHEDULE    | OF SCHEDULE   | RPI  | RPI  | RPI   | RPI       |

|                  |       |   |      |    |    |   |   |   |   |
|------------------|-------|---|------|----|----|---|---|---|---|
| DIV. I ONLY      | 33- 2 | 1 | 9- 1 | 4  | 2  | 1 | 1 | 1 | 1 |
| DIV. I NON-CONF. | 17- 0 | 1 | 4- 0 | 21 | 19 | 2 | 2 | 1 | 1 |

|        |          |           |                |            |          |
|--------|----------|-----------|----------------|------------|----------|
| TOTALS | RPI 1-25 | RPI 26-50 | W-L RECORDS    | RPI 51-100 | RPI 100+ |
| 33- 2  | 13- 2    | 8- 0      | OVERALL        | 3- 0       | 9- 0     |
| 14- 1  | 3- 1     | 3- 0      | HOME           | 1- 0       | 7- 0     |
| 10- 0  | 5- 0     | 2- 0      | AWAY           | 2- 0       | 1- 0     |
| 9- 1   | 5- 1     | 3- 0      | NEUTRAL        | 0- 0       | 1- 0     |
| 17- 0  | 5- 0     | 5- 0      | NON-CONFERENCE | 0- 0       | 7- 0     |
| 8- 0   | 0- 0     | 2- 0      | HOME           | 0- 0       | 6- 0     |
| 3- 0   | 2- 0     | 1- 0      | AWAY           | 0- 0       | 0- 0     |
| 6- 0   | 3- 0     | 2- 0      | NEUTRAL        | 0- 0       | 1- 0     |
| 16- 2  | 8- 2     | 3- 0      | CONFERENCE     | 3- 0       | 2- 0     |
| 6- 1   | 3- 1     | 1- 0      | HOME           | 1- 0       | 1- 0     |
| 7- 0   | 3- 0     | 1- 0      | AWAY           | 2- 0       | 1- 0     |
| 3- 1   | 2- 1     | 1- 0      | NEUTRAL        | 0- 0       | 0- 0     |

|                           |                    |               |       |                    |       |       |              |       |       |                    |        |
|---------------------------|--------------------|---------------|-------|--------------------|-------|-------|--------------|-------|-------|--------------------|--------|
| RPI S                     | RPI 1-25           | Team's RPI: 1 | RPI S | RPI 26-50          | Score | RPI S | RPI 51-100   | Score | RPI S | RPI 101+           | Score  |
| 2 N                       | Tennessee          | 75 63         | 26 N  | TCU                | 77 54 | 59 A  | Miami (Fla.) | 90 57 | 110 A | Wake Forest        | 91 57  |
| 3 A                       | Duke               | 74 70         | 27 H  | Florida St.        | 68 51 | 86 A  | Georgia Tech | 75 56 | 141 H | Davidson           | 86 48  |
| 3 H                       | Duke               | 77 65         | 35 A  | Vanderbilt         | 89 70 | 86 H  | Georgia Tech | 85 56 | 148 H | Coastal Caro.      | 98 41  |
| 4 H                       | Maryland           | 95 98         | 35 N  | Vanderbilt         | 87 67 |       |              |       | 165 H | UNC Asheville      | 83 43  |
| 4 N                       | Maryland           | 91 80         | 36 A  | Virginia           | 72 60 |       |              |       | 171 N | UC Riverside       | 75 51  |
| 4 N                       | Maryland           | 70 81         | 36 N  | Virginia           | 82 56 |       |              |       | 186 H | Clemson            | 102 61 |
| 5 A                       | Connecticut        | 77 54         | 49 H  | Liberty            | 87 36 |       |              |       | 267 H | Col. of Charleston | 101 48 |
| 11 A                      | North Carolina St. | 65 53         | 50 H  | South Fla.         | 71 47 |       |              |       | 287 H | Charleston So.     | 92 38  |
| 11 H                      | North Carolina St. | 75 58         |       |                    |       |       |              |       | 314 H | Wofford            | 87 50  |
| 11 N                      | North Carolina St. | 90 69         |       |                    |       |       |              |       |       |                    |        |
| 16 N                      | Arizona St.        | 79 72         |       |                    |       |       |              |       |       |                    |        |
| 19 A                      | Virginia Tech      | 84 75         |       |                    |       |       |              |       |       |                    |        |
| 20 A                      | Old Dominion       | 88 80         |       |                    |       |       |              |       |       |                    |        |
| 23 N                      | Purdue             | 70 68         |       |                    |       |       |              |       |       |                    |        |
| 25 H                      | Boston College     | 69 62         |       |                    |       |       |              |       |       |                    |        |
| LAST 10 Division I GAMES: |                    |               |       |                    |       |       |              |       |       |                    |        |
| 4 N                       | Maryland           | 70 81         | 4 N   | Maryland           | 91 80 |       |              |       |       |                    |        |
| 2 N                       | Tennessee          | 75 63         | 11 N  | North Carolina St. | 90 69 |       |              |       |       |                    |        |
| 23 N                      | Purdue             | 70 68         | 36 N  | Virginia           | 82 56 |       |              |       |       |                    |        |
| 35 A                      | Vanderbilt         | 89 70         | 3 H   | Duke               | 77 65 |       |              |       |       |                    |        |
| 171 N                     | UC Riverside       | 75 51         | 25 H  | Boston College     | 69 62 |       |              |       |       |                    |        |

Non-Div I Games:

North Carolina

Loss, Non-Conf, S Site, H Home A Away N Neutral



|                   |     |          |           |         |             |               |      |      |       |           |
|-------------------|-----|----------|-----------|---------|-------------|---------------|------|------|-------|-----------|
| Average RPI Win:  | 204 | WON-LOST | WINNING   | LAST 10 | STRENGTH OF | OPP. STRENGTH | TEAM | ADJ. | CONF. | ADJ CONF. |
| Average RPI Loss: | 153 | RECORD   | PCT. RANK | GAMES   | SCHEDULE    | OF SCHEDULE   | RPI  | RPI  | RPI   | RPI       |

|                  |       |     |      |     |     |     |     |    |    |
|------------------|-------|-----|------|-----|-----|-----|-----|----|----|
| DIV. I ONLY      | 6- 16 | 284 | 1- 8 | 246 | 149 | 287 | 286 | 31 | 31 |
| DIV. I NON-CONF. | 5- 10 | 234 | 0- 2 | 196 | 99  | 235 | 237 | 28 | 29 |

|        |          |           |                |            |          |
|--------|----------|-----------|----------------|------------|----------|
| TOTALS | RPI 1-25 | RPI 26-50 | W-L RECORDS    | RPI 51-100 | RPI 100+ |
| 6- 16  | 0- 0     | 0- 1      | OVERALL        | 1- 2       | 5- 13    |
| 3- 3   | 0- 0     | 0- 0      | HOME           | 1- 0       | 2- 3     |
| 0- 12  | 0- 0     | 0- 1      | AWAY           | 0- 2       | 0- 9     |
| 3- 1   | 0- 0     | 0- 0      | NEUTRAL        | 0- 0       | 3- 1     |
| 5- 10  | 0- 0     | 0- 1      | NON-CONFERENCE | 1- 2       | 4- 7     |
| 2- 1   | 0- 0     | 0- 0      | HOME           | 1- 0       | 1- 1     |
| 0- 8   | 0- 0     | 0- 1      | AWAY           | 0- 2       | 0- 5     |
| 3- 1   | 0- 0     | 0- 0      | NEUTRAL        | 0- 0       | 3- 1     |
| 1- 6   | 0- 0     | 0- 0      | CONFERENCE     | 0- 0       | 1- 6     |
| 1- 2   | 0- 0     | 0- 0      | HOME           | 0- 0       | 1- 2     |
| 0- 4   | 0- 0     | 0- 0      | AWAY           | 0- 0       | 0- 4     |
| 0- 0   | 0- 0     | 0- 0      | NEUTRAL        | 0- 0       | 0- 0     |

| RPI 1-25                  |   |          |       | RPI 26-50 |   |                      |       | RPI 51-100 |   |                      |       | RPI 101+ Team's RPI: 286 |   |                      |       |
|---------------------------|---|----------|-------|-----------|---|----------------------|-------|------------|---|----------------------|-------|--------------------------|---|----------------------|-------|
| RPI                       | S | Opponent | Score | RPI       | S | Opponent             | Score | RPI        | S | Opponent             | Score | RPI                      | S | Opponent             | Score |
|                           |   |          |       | 32        | A | New Mexico           | 59 75 | 58         | A | Minnesota            | 70 79 | 102                      | H | Wis. -Green Bay      | 70 81 |
|                           |   |          |       |           |   |                      |       | 62         | H | Middle Tenn.         | 65 58 | 121                      | A | Ball St.             | 54 65 |
|                           |   |          |       |           |   |                      |       | 81         | A | Arkansas St.         | 45 67 | 123                      | A | South Dakota St.     | 66 95 |
|                           |   |          |       |           |   |                      |       |            |   |                      |       | 123                      | H | South Dakota St.     | 55 77 |
|                           |   |          |       |           |   |                      |       |            |   |                      |       | 133                      | H | Alabama              | 68 56 |
|                           |   |          |       |           |   |                      |       |            |   |                      |       | 157                      | A | Tex. A&M-Corp. Chris | 36 59 |
|                           |   |          |       |           |   |                      |       |            |   |                      |       | 157                      | H | Tex. A&M-Corp. Chris | 55 62 |
|                           |   |          |       |           |   |                      |       |            |   |                      |       | 164                      | A | Northern Ill.        | 62 67 |
|                           |   |          |       |           |   |                      |       |            |   |                      |       | 165                      | N | UNC Asheville        | 73 79 |
|                           |   |          |       |           |   |                      |       |            |   |                      |       | 177                      | A | Idaho St.            | 69 81 |
|                           |   |          |       |           |   |                      |       |            |   |                      |       | 178                      | N | Georgetown           | 64 51 |
|                           |   |          |       |           |   |                      |       |            |   |                      |       | 180                      | A | San Jose St.         | 78 84 |
|                           |   |          |       |           |   |                      |       |            |   |                      |       | 201                      | A | Tol edo              | 66 69 |
|                           |   |          |       |           |   |                      |       |            |   |                      |       | 239                      | N | Creighton            | 68 63 |
|                           |   |          |       |           |   |                      |       |            |   |                      |       | 299                      | A | IPFW                 | 64 77 |
|                           |   |          |       |           |   |                      |       |            |   |                      |       | 299                      | H | IPFW                 | 79 68 |
|                           |   |          |       |           |   |                      |       |            |   |                      |       | 300                      | A | Utah Valley St.      | 57 76 |
|                           |   |          |       |           |   |                      |       |            |   |                      |       | 310                      | N | New Orleans          | 89 65 |
| LAST 10 Division I GAMES: |   |          |       |           |   |                      |       |            |   |                      |       |                          |   |                      |       |
|                           |   |          |       | 299       | A | IPFW                 | 64 77 | 123        | A | South Dakota St.     | 66 95 |                          |   |                      |       |
|                           |   |          |       | 300       | A | Utah Valley St.      | 57 76 | 157        | H | Tex. A&M-Corp. Chris | 55 62 |                          |   |                      |       |
|                           |   |          |       | 123       | H | South Dakota St.     | 55 77 | 58         | A | Minnesota            | 70 79 |                          |   |                      |       |
|                           |   |          |       | 157       | A | Tex. A&M-Corp. Chris | 36 59 | 299        | H | IPFW                 | 79 68 |                          |   |                      |       |
|                           |   |          |       | 102       | H | Wis. -Green Bay      | 70 81 |            |   |                      |       |                          |   |                      |       |

Non-Div I Games: Minn. Duluth 62 70 Minn. St. Moorhead 83 68 Central St. (Ohio) 87 55 Valley City St. 90 40 North Dakota St.

Loss, Non-Conf, S Site, H Home A Away N Neutral

|     |   |              |    |    |
|-----|---|--------------|----|----|
| 180 | A | San Jose St. | 78 | 84 |
|-----|---|--------------|----|----|

N  
o  
r  
t  
h  
D  
a  
k  
o  
t  
a  
S  
t  
.

N  
o  
r  
t  
h  
D  
a  
k  
o  
t  
a  
S  
t  
.



|                           |          |                 |                   |                             |                      |                           |                  |          |           |                 |       |
|---------------------------|----------|-----------------|-------------------|-----------------------------|----------------------|---------------------------|------------------|----------|-----------|-----------------|-------|
| North Fla.                |          |                 |                   | Through Games Of 2008 Final |                      |                           |                  |          |           |                 |       |
| Average RPI Win:          | 271      | WON-LOST RECORD | WINNING PCT. RANK | LAST 10 GAMES               | STRENGTH OF SCHEDULE | OPP. STRENGTH OF SCHEDULE | TEAM RPI         | ADJ. RPI | CONF. RPI | ADJ CONF. RPI   |       |
| DIV. I ONLY               | 11- 17   | 217             | 4- 6              |                             | 262                  | 286                       | 258              | 260      | 31        | 31              |       |
| DIV. I NON-CONF.          | 9- 17    | 233             | 3- 6              |                             | 201                  | 306                       | 249              | 252      | 28        | 29              |       |
| <hr/>                     |          |                 |                   |                             |                      |                           |                  |          |           |                 |       |
| TOTALS                    | RPI 1-25 |                 | RPI 26-50         |                             | W-L RECORDS          |                           | RPI 51-100       |          | RPI 100+  |                 |       |
| 11- 17                    | 0- 1     |                 | 0- 1              |                             | OVERALL              |                           | 0- 2             |          | 11- 13    |                 |       |
| 8- 3                      | 0- 0     |                 | 0- 0              |                             | HOME                 |                           | 0- 0             |          | 8- 3      |                 |       |
| 3- 12                     | 0- 0     |                 | 0- 1              |                             | AWAY                 |                           | 0- 1             |          | 3- 10     |                 |       |
| 0- 2                      | 0- 1     |                 | 0- 0              |                             | NEUTRAL              |                           | 0- 1             |          | 0- 0      |                 |       |
| 9- 17                     | 0- 1     |                 | 0- 1              |                             | NON-CONFERENCE       |                           | 0- 2             |          | 9- 13     |                 |       |
| 7- 3                      | 0- 0     |                 | 0- 0              |                             | HOME                 |                           | 0- 0             |          | 7- 3      |                 |       |
| 2- 12                     | 0- 0     |                 | 0- 1              |                             | AWAY                 |                           | 0- 1             |          | 2- 10     |                 |       |
| 0- 2                      | 0- 1     |                 | 0- 0              |                             | NEUTRAL              |                           | 0- 1             |          | 0- 0      |                 |       |
| 2- 0                      | 0- 0     |                 | 0- 0              |                             | CONFERENCE           |                           | 0- 0             |          | 2- 0      |                 |       |
| 1- 0                      | 0- 0     |                 | 0- 0              |                             | HOME                 |                           | 0- 0             |          | 1- 0      |                 |       |
| 1- 0                      | 0- 0     |                 | 0- 0              |                             | AWAY                 |                           | 0- 0             |          | 1- 0      |                 |       |
| 0- 0                      | 0- 0     |                 | 0- 0              |                             | NEUTRAL              |                           | 0- 0             |          | 0- 0      |                 |       |
| <hr/>                     |          |                 |                   |                             |                      |                           |                  |          |           |                 |       |
| RPI 1-25                  |          | RPI 26-50       |                   |                             | RPI 51-100           |                           | Team's RPI : 260 |          |           |                 |       |
| RPI S                     | Opponent | Score           | RPI S             | Opponent                    | Score                | RPI S                     | Opponent         | Score    | RPI S     | Opponent        | Score |
| 9 N                       | Rutgers  | 36 66           | 50 A              | South Fla.                  | 49 87                | 54 A                      | Indiana          | 46 68    | 125 A     | Belmont         | 48 68 |
|                           |          |                 |                   |                             |                      | 70 N                      | Iowa St.         | 48 74    | 125 H     | Belmont         | 58 50 |
|                           |          |                 |                   |                             |                      |                           |                  |          | 135 A     | Fla. Atlantic   | 43 57 |
|                           |          |                 |                   |                             |                      |                           |                  |          | 135 H     | Fla. Atlantic   | 69 76 |
|                           |          |                 |                   |                             |                      |                           |                  |          | 154 A     | South Ala.      | 29 62 |
|                           |          |                 |                   |                             |                      |                           |                  |          | 161 A     | East Tenn. St.  | 52 82 |
|                           |          |                 |                   |                             |                      |                           |                  |          | 161 H     | East Tenn. St.  | 59 80 |
|                           |          |                 |                   |                             |                      |                           |                  |          | 210 A     | Winthrop        | 73 48 |
|                           |          |                 |                   |                             |                      |                           |                  |          | 218 A     | Gardner-Webb    | 58 74 |
|                           |          |                 |                   |                             |                      |                           |                  |          | 218 H     | Gardner-Webb    | 57 42 |
|                           |          |                 |                   |                             |                      |                           |                  |          | 252 A     | Mercer          | 41 49 |
|                           |          |                 |                   |                             |                      |                           |                  |          | 252 H     | Mercer          | 66 61 |
|                           |          |                 |                   |                             |                      |                           |                  |          | 259 A     | Campbell        | 49 60 |
|                           |          |                 |                   |                             |                      |                           |                  |          | 259 H     | Campbell        | 64 65 |
|                           |          |                 |                   |                             |                      |                           |                  |          | 273 A     | Stetson         | 60 66 |
|                           |          |                 |                   |                             |                      |                           |                  |          | 273 H     | Stetson         | 61 55 |
|                           |          |                 |                   |                             |                      |                           |                  |          | 298 A     | Jacksonville    | 51 56 |
|                           |          |                 |                   |                             |                      |                           |                  |          | 298 H     | Jacksonville    | 64 51 |
|                           |          |                 |                   |                             |                      |                           |                  |          | 312 A     | Lipscomb        | 54 52 |
|                           |          |                 |                   |                             |                      |                           |                  |          | 312 H     | Lipscomb        | 65 54 |
|                           |          |                 |                   |                             |                      |                           |                  |          | 325 A     | Kennesaw St.    | 75 73 |
|                           |          |                 |                   |                             |                      |                           |                  |          | 325 H     | Kennesaw St.    | 56 45 |
|                           |          |                 |                   |                             |                      |                           |                  |          | 327 A     | Bethune-Cookman | 53 55 |
|                           |          |                 |                   |                             |                      |                           |                  |          | 327 H     | Bethune-Cookman | 47 45 |
| LAST 10 Division I GAMES: |          |                 |                   |                             |                      |                           |                  |          |           |                 |       |
|                           |          |                 |                   |                             |                      | 252 A                     | Mercer           | 41 49    | 135 H     | Fla. Atlantic   | 69 76 |
|                           |          |                 |                   |                             |                      | 273 A                     | Stetson          | 60 66    | 161 A     | East Tenn. St.  | 52 82 |
|                           |          |                 |                   |                             |                      | 312 H                     | Lipscomb         | 65 54    | 325 A     | Kennesaw St.    | 75 73 |
|                           |          |                 |                   |                             |                      | 125 H                     | Belmont          | 58 50    | 259 H     | Campbell        | 64 65 |
|                           |          |                 |                   |                             |                      | 298 A                     | Jacksonville     | 51 56    | 218 H     | Gardner-Webb    | 57 42 |

North  
Fla.North  
Fla.

### Non-Div l Games:

North Fla.

Loss, Non-Conf, S Site, H Home A Away N Neutral

North Texas

Through Games Of 2006 Final

|                           |  |                 |  |                   |  |                |  |                      |  |                           |  |          |  |                    |  |           |  |               |  |                          |  |       |  |
|---------------------------|--|-----------------|--|-------------------|--|----------------|--|----------------------|--|---------------------------|--|----------|--|--------------------|--|-----------|--|---------------|--|--------------------------|--|-------|--|
| Average RPI Win: 204      |  | WON-LOST RECORD |  | WINNING PCT. RANK |  | LAST 10 GAMES  |  | STRENGTH OF SCHEDULE |  | OPP. STRENGTH OF SCHEDULE |  | TEAM RPI |  | ADJ. RPI           |  | CONF. RPI |  | ADJ CONF. RPI |  |                          |  |       |  |
| DIV. I ONLY               |  | 18- 9           |  | 64                |  | 6- 4           |  | 201                  |  | 121                       |  | 104      |  | 106                |  | 9         |  | 9             |  |                          |  |       |  |
| DIV. I NON-CONF.          |  | 9- 2            |  | 25                |  | 0- 0           |  | 248                  |  | 156                       |  | 83       |  | 84                 |  | 10        |  | 10            |  |                          |  |       |  |
| TOTALS                    |  | RPI 1-25        |  | RPI 26-50         |  | W-L RECORDS    |  | RPI 51-100           |  | RPI 100+                  |  |          |  |                    |  |           |  |               |  |                          |  |       |  |
| 18- 9                     |  | 0- 2            |  | 0- 0              |  | OVERALL        |  | 3- 4                 |  | 15- 3                     |  |          |  |                    |  |           |  |               |  |                          |  |       |  |
| 10- 3                     |  | 0- 0            |  | 0- 0              |  | HOME           |  | 3- 1                 |  | 7- 2                      |  |          |  |                    |  |           |  |               |  |                          |  |       |  |
| 7- 4                      |  | 0- 1            |  | 0- 0              |  | AWAY           |  | 0- 2                 |  | 7- 1                      |  |          |  |                    |  |           |  |               |  |                          |  |       |  |
| 1- 2                      |  | 0- 1            |  | 0- 0              |  | NEUTRAL        |  | 0- 1                 |  | 1- 0                      |  |          |  |                    |  |           |  |               |  |                          |  |       |  |
| 9- 2                      |  | 0- 1            |  | 0- 0              |  | NON-CONFERENCE |  | 2- 1                 |  | 7- 0                      |  |          |  |                    |  |           |  |               |  |                          |  |       |  |
| 6- 0                      |  | 0- 0            |  | 0- 0              |  | HOME           |  | 2- 0                 |  | 4- 0                      |  |          |  |                    |  |           |  |               |  |                          |  |       |  |
| 2- 1                      |  | 0- 0            |  | 0- 0              |  | AWAY           |  | 0- 1                 |  | 2- 0                      |  |          |  |                    |  |           |  |               |  |                          |  |       |  |
| 1- 1                      |  | 0- 1            |  | 0- 0              |  | NEUTRAL        |  | 0- 0                 |  | 1- 0                      |  |          |  |                    |  |           |  |               |  |                          |  |       |  |
| 9- 7                      |  | 0- 1            |  | 0- 0              |  | CONFERENCE     |  | 1- 3                 |  | 8- 3                      |  |          |  |                    |  |           |  |               |  |                          |  |       |  |
| 4- 3                      |  | 0- 0            |  | 0- 0              |  | HOME           |  | 1- 1                 |  | 3- 2                      |  |          |  |                    |  |           |  |               |  |                          |  |       |  |
| 5- 3                      |  | 0- 1            |  | 0- 0              |  | AWAY           |  | 0- 1                 |  | 5- 1                      |  |          |  |                    |  |           |  |               |  |                          |  |       |  |
| 0- 1                      |  | 0- 0            |  | 0- 0              |  | NEUTRAL        |  | 0- 1                 |  | 0- 0                      |  |          |  |                    |  |           |  |               |  |                          |  |       |  |
| RPI S                     |  | RPI 1-25        |  | Score             |  | RPI S          |  | RPI 26-50            |  | Score                     |  | RPI S    |  | RPI 51-100         |  | Score     |  | RPI S         |  | RPI 101+ Team's RPI: 106 |  | Score |  |
| 18 A                      |  | Western Ky.     |  | 70 84             |  | 25 N           |  | Boston College       |  | 46 62                     |  | 52 A     |  | Texas              |  | 49 69     |  | 137 A         |  | La. -Monroe              |  | 68 62 |  |
|                           |  |                 |  |                   |  |                |  |                      |  |                           |  | 62 H     |  | Middle Tenn.       |  | 69 64     |  | 146 A         |  | Ark. -Little Rock        |  | 60 43 |  |
|                           |  |                 |  |                   |  |                |  |                      |  |                           |  | 68 H     |  | Stephen F. Austin  |  | 71 65     |  | 154 A         |  | South Ala.               |  | 60 39 |  |
|                           |  |                 |  |                   |  |                |  |                      |  |                           |  | 75 H     |  | Florida Int'l      |  | 65 68     |  | 154 H         |  | South Ala.               |  | 66 57 |  |
|                           |  |                 |  |                   |  |                |  |                      |  |                           |  | 81 A     |  | Arkansas St.       |  | 47 75     |  | 155 A         |  | Denver                   |  | 69 74 |  |
|                           |  |                 |  |                   |  |                |  |                      |  |                           |  | 81 N     |  | Arkansas St.       |  | 62 78     |  | 155 H         |  | Denver                   |  | 54 56 |  |
|                           |  |                 |  |                   |  |                |  |                      |  |                           |  | 90 H     |  | Southern Methodist |  | 84 69     |  | 173 A         |  | La. -Lafayette           |  | 70 47 |  |
|                           |  |                 |  |                   |  |                |  |                      |  |                           |  |          |  |                    |  |           |  | 173 H         |  | La. -Lafayette           |  | 59 67 |  |
|                           |  |                 |  |                   |  |                |  |                      |  |                           |  |          |  |                    |  |           |  | 185 H         |  | UTEP                     |  | 60 58 |  |
|                           |  |                 |  |                   |  |                |  |                      |  |                           |  |          |  |                    |  |           |  | 217 A         |  | Troy                     |  | 73 66 |  |
|                           |  |                 |  |                   |  |                |  |                      |  |                           |  |          |  |                    |  |           |  | 217 H         |  | Troy                     |  | 71 46 |  |
|                           |  |                 |  |                   |  |                |  |                      |  |                           |  |          |  |                    |  |           |  | 268 H         |  | Northwestern St.         |  | 72 59 |  |
|                           |  |                 |  |                   |  |                |  |                      |  |                           |  |          |  |                    |  |           |  | 270 N         |  | Cornell                  |  | 63 52 |  |
|                           |  |                 |  |                   |  |                |  |                      |  |                           |  |          |  |                    |  |           |  | 272 H         |  | UC Irvine                |  | 90 59 |  |
|                           |  |                 |  |                   |  |                |  |                      |  |                           |  |          |  |                    |  |           |  | 310 A         |  | New Orleans              |  | 62 33 |  |
|                           |  |                 |  |                   |  |                |  |                      |  |                           |  |          |  |                    |  |           |  | 310 H         |  | New Orleans              |  | 71 48 |  |
|                           |  |                 |  |                   |  |                |  |                      |  |                           |  |          |  |                    |  |           |  | 320 H         |  | Tex. -Pan American       |  | 73 55 |  |
|                           |  |                 |  |                   |  |                |  |                      |  |                           |  |          |  |                    |  |           |  | 323 A         |  | Prairie View             |  | 84 52 |  |
| LAST 10 Division I GAMES: |  |                 |  |                   |  |                |  |                      |  |                           |  |          |  |                    |  |           |  |               |  |                          |  |       |  |
| 81 N                      |  | Arkansas St.    |  | 62 78             |  | 62 H           |  | Middle Tenn.         |  | 69 64                     |  |          |  |                    |  |           |  |               |  |                          |  |       |  |
| 154 A                     |  | South Ala.      |  | 60 39             |  | 310 H          |  | New Orleans          |  | 71 48                     |  |          |  |                    |  |           |  |               |  |                          |  |       |  |
| 217 A                     |  | Troy            |  | 73 66             |  | 173 H          |  | La. -Lafayette       |  | 59 67                     |  |          |  |                    |  |           |  |               |  |                          |  |       |  |
| 155 A                     |  | Denver          |  | 69 74             |  | 154 H          |  | South Ala.           |  | 66 57                     |  |          |  |                    |  |           |  |               |  |                          |  |       |  |
| 18 A                      |  | Western Ky.     |  | 70 84             |  | 217 H          |  | Troy                 |  | 71 46                     |  |          |  |                    |  |           |  |               |  |                          |  |       |  |

North Texas

North Texas

Non-Div I Games: Southern Ark. 84 64

North Texas



| Average RPI Win: 210      |          | WON-LOST  | WINNING              | LAST 10    | STRENGTH OF | OPP. STRENGTH  | TEAM       | ADJ.  | CONF.                    | ADJ CONF.                |
|---------------------------|----------|-----------|----------------------|------------|-------------|----------------|------------|-------|--------------------------|--------------------------|
| Average RPI Loss: 130     |          | RECORD    | PCT. RANK            | GAMES      | SCHEDULE    | OF SCHEDULE    | RPI        | RPI   | RPI                      | RPI                      |
| DIV. I ONLY               | 21- 11   | 70        | 6- 4                 | 160        | 181         | 100            | 103        | 18    | 18                       |                          |
| DIV. I NON-CONF.          | 9- 6     | 113       | 0- 1                 | 167        | 102         | 111            | 114        | 22    | 23                       |                          |
| TOTALS                    | RPI 1-25 | RPI 26-50 | W-L RECORDS          | RPI 51-100 | RPI 100+    |                |            |       |                          |                          |
| 21- 11                    | 0- 2     | 0- 2      | OVERALL              | 2- 2       | 19- 5       |                |            |       |                          |                          |
| 12- 1                     | 0- 0     | 0- 0      | HOME                 | 0- 1       | 12- 0       |                |            |       |                          |                          |
| 5- 8                      | 0- 1     | 0- 1      | AWAY                 | 1- 1       | 4- 5        |                |            |       |                          |                          |
| 4- 2                      | 0- 1     | 0- 1      | NEUTRAL              | 1- 0       | 3- 0        |                |            |       |                          |                          |
| 9- 6                      | 0- 2     | 0- 2      | NON-CONFERENCE       | 0- 1       | 9- 1        |                |            |       |                          |                          |
| 6- 0                      | 0- 0     | 0- 0      | HOME                 | 0- 0       | 6- 0        |                |            |       |                          |                          |
| 2- 4                      | 0- 1     | 0- 1      | AWAY                 | 0- 1       | 2- 1        |                |            |       |                          |                          |
| 1- 2                      | 0- 1     | 0- 1      | NEUTRAL              | 0- 0       | 1- 0        |                |            |       |                          |                          |
| 12- 5                     | 0- 0     | 0- 0      | CONFERENCE           | 2- 1       | 10- 4       |                |            |       |                          |                          |
| 6- 1                      | 0- 0     | 0- 0      | HOME                 | 0- 1       | 6- 0        |                |            |       |                          |                          |
| 3- 4                      | 0- 0     | 0- 0      | AWAY                 | 1- 0       | 2- 4        |                |            |       |                          |                          |
| 3- 0                      | 0- 0     | 0- 0      | NEUTRAL              | 1- 0       | 2- 0        |                |            |       |                          |                          |
| RPI S Opponent            | RPI 1-25 | Score     | RPI S Opponent       | RPI 26-50  | Score       | RPI S Opponent | RPI 51-100 | Score | RPI S Opponent           | RPI 101+ Team's RPI: 103 |
| 10 N Baylor               | 56       | 74        | 35 A Vanderbilt      | 41         | 57          | 73 A Nebraska  | 56         | 70    | 157 H Tex. A&M-Corp.     | 72 47                    |
| 22 A Brigham Young        | 48       | 82        | 50 N South Fla.      | 55         | 60          | 98 A Montana   | 65         | 60    | Chris                    |                          |
|                           |          |           |                      |            |             | 98 H Montana   | 55         | 57    | 171 H UC Riverside       | 71 62                    |
|                           |          |           |                      |            |             | 98 N Montana   | 73         | 66    | 177 A Idaho St.          | 71 84                    |
|                           |          |           |                      |            |             |                |            |       | 177 H Idaho St.          | 74 64                    |
|                           |          |           |                      |            |             |                |            |       | 184 A Weber St.          | 65 53                    |
|                           |          |           |                      |            |             |                |            |       | 184 H Weber St.          | 73 46                    |
|                           |          |           |                      |            |             |                |            |       | 184 N Weber St.          | 74 59                    |
|                           |          |           |                      |            |             |                |            |       | 185 A UTEP               | 49 68                    |
|                           |          |           |                      |            |             |                |            |       | 198 N Colorado           | 84 83                    |
|                           |          |           |                      |            |             |                |            |       | 199 H Nevada             | 66 58                    |
|                           |          |           |                      |            |             |                |            |       | 204 A Eastern Wash.      | 57 67                    |
|                           |          |           |                      |            |             |                |            |       | 204 H Eastern Wash.      | 74 61                    |
|                           |          |           |                      |            |             |                |            |       | 205 A New Mexico St.     | 61 46                    |
|                           |          |           |                      |            |             |                |            |       | 216 H Manhattan          | 65 51                    |
|                           |          |           |                      |            |             |                |            |       | 233 A Portland St.       | 94 77                    |
|                           |          |           |                      |            |             |                |            |       | 233 H Portland St.       | 73 67                    |
|                           |          |           |                      |            |             |                |            |       | 233 N Portland St.       | 80 68                    |
|                           |          |           |                      |            |             |                |            |       | 257 A Southern Utah      | 88 69                    |
|                           |          |           |                      |            |             |                |            |       | 262 A Sacramento St.     | 59 61                    |
|                           |          |           |                      |            |             |                |            |       | 262 H Sacramento St.     | 68 54                    |
|                           |          |           |                      |            |             |                |            |       | 276 H Cal St. Fullerton  | 66 61                    |
|                           |          |           |                      |            |             |                |            |       | 311 A Montana St.        | 55 57                    |
|                           |          |           |                      |            |             |                |            |       | 311 H Montana St.        | 84 56                    |
|                           |          |           |                      |            |             |                |            |       | 320 H Tex. -Pan American | 55 52                    |
| LAST 10 Division I GAMES: |          |           |                      |            |             |                |            |       |                          |                          |
| 10 N Baylor               | 56       | 74        | 204 A Eastern Wash.  | 57         | 67          |                |            |       |                          |                          |
| 184 N Weber St.           | 74       | 59        | 262 A Sacramento St. | 59         | 61          |                |            |       |                          |                          |
| 98 N Montana              | 73       | 66        | 98 H Montana         | 55         | 57          |                |            |       |                          |                          |
| 233 N Portland St.        | 80       | 68        | 311 H Montana St.    | 84         | 56          |                |            |       |                          |                          |
| 233 A Portland St.        | 94       | 77        | 184 A Weber St.      | 65         | 53          |                |            |       |                          |                          |

| Northern Conf.            |                           |           |          | Through Games of 2000 Final |                |             |                |                 |       |                           |           |
|---------------------------|---------------------------|-----------|----------|-----------------------------|----------------|-------------|----------------|-----------------|-------|---------------------------|-----------|
| Average RPI Win:          |                           | 216       | WON-LOST | WINNING                     | LAST 10        | STRENGTH OF | OPP. STRENGTH  | TEAM            | ADJ.  | CONF.                     | ADJ CONF. |
| Average RPI Loss:         |                           | 165       | RECORD   | PCT. RANK                   | GAMES          | SCHEDULE    | OF SCHEDULE    | RPI             | RPI   | RPI                       | RPI       |
| DIV. I ONLY               |                           | 10- 15    | 214      | 3- 6                        |                | 258         | 179            | 240             | 244   | 31                        | 31        |
| DIV. I NON-CONF.          |                           | 6- 13     | 252      | 0- 4                        |                | 181         | 138            | 241             | 240   | 28                        | 29        |
| <hr/>                     |                           |           |          |                             |                |             |                |                 |       |                           |           |
| TOTALS                    |                           | RPI 1-25  |          | RPI 26-50                   | W-L RECORDS    |             | RPI 51-100     |                 |       | RPI 100+                  |           |
| 10- 15                    |                           | 0- 1      |          | 1- 0                        | OVERALL        |             | 0- 2           |                 |       | 9- 12                     |           |
| 5- 4                      |                           | 0- 0      |          | 0- 0                        | HOME           |             | 0- 0           |                 |       | 5- 4                      |           |
| 4- 9                      |                           | 0- 1      |          | 0- 0                        | AWAY           |             | 0- 2           |                 |       | 4- 6                      |           |
| 1- 2                      |                           | 0- 0      |          | 1- 0                        | NEUTRAL        |             | 0- 0           |                 |       | 0- 2                      |           |
| 6- 13                     |                           | 0- 1      |          | 1- 0                        | NON-CONFERENCE |             | 0- 2           |                 |       | 5- 10                     |           |
| 4- 2                      |                           | 0- 0      |          | 0- 0                        | HOME           |             | 0- 0           |                 |       | 4- 2                      |           |
| 1- 9                      |                           | 0- 1      |          | 0- 0                        | AWAY           |             | 0- 2           |                 |       | 1- 6                      |           |
| 1- 2                      |                           | 0- 0      |          | 1- 0                        | NEUTRAL        |             | 0- 0           |                 |       | 0- 2                      |           |
| 4- 2                      |                           | 0- 0      |          | 0- 0                        | CONFERENCE     |             | 0- 0           |                 |       | 4- 2                      |           |
| 1- 2                      |                           | 0- 0      |          | 0- 0                        | HOME           |             | 0- 0           |                 |       | 1- 2                      |           |
| 3- 0                      |                           | 0- 0      |          | 0- 0                        | AWAY           |             | 0- 0           |                 |       | 3- 0                      |           |
| 0- 0                      |                           | 0- 0      |          | 0- 0                        | NEUTRAL        |             | 0- 0           |                 |       | 0- 0                      |           |
| <hr/>                     |                           |           |          |                             |                |             |                |                 |       |                           |           |
| RPI 1-25                  |                           | RPI 26-50 |          | RPI 51-100                  |                | RPI 101+    |                | Team's RPI: 244 |       |                           |           |
| RPI S                     | Opponent                  | Score     | RPI S    | Opponent                    | Score          | RPI S       | Opponent       | Score           | RPI S | Opponent                  | Score     |
| 4                         | A Maryl and               | 53 89     | 48       | N Marquette                 | 57 54          | 53          | A Loui svill e | 57 66           | 132   | H Illinois                | 65 55     |
|                           |                           |           |          |                             |                | 63          | A Wyomi ng     | 47 71           | 138   | A Air Force               | 60 67     |
|                           |                           |           |          |                             |                |             |                |                 | 155   | A Denver                  | 48 55     |
|                           |                           |           |          |                             |                |             |                |                 | 155   | H Denver                  | 47 63     |
|                           |                           |           |          |                             |                |             |                |                 | 157   | A Tex. A&M-Corp. Chris    | 63 62     |
|                           |                           |           |          |                             |                |             |                |                 | 157   | H Tex. A&M-Corp. Chris    | 58 70     |
|                           |                           |           |          |                             |                |             |                |                 | 168   | N Gonzaga                 | 48 69     |
|                           |                           |           |          |                             |                |             |                |                 | 184   | H Weber St.               | 65 51     |
|                           |                           |           |          |                             |                |             |                |                 | 185   | H UTEP                    | 57 85     |
|                           |                           |           |          |                             |                |             |                |                 | 187   | A Col orado St.           | 66 81     |
|                           |                           |           |          |                             |                |             |                |                 | 198   | A Col orado               | 65 92     |
|                           |                           |           |          |                             |                |             |                |                 | 199   | A Nevada                  | 68 52     |
|                           |                           |           |          |                             |                |             |                |                 | 202   | N Boi se St.              | 59 73     |
|                           |                           |           |          |                             |                |             |                |                 | 227   | H UMKC                    | 86 69     |
|                           |                           |           |          |                             |                |             |                |                 | 242   | A Lamar                   | 71 72     |
|                           |                           |           |          |                             |                |             |                |                 | 264   | A Fai rlei gh Di cki nson | 58 74     |
|                           |                           |           |          |                             |                |             |                |                 | 276   | H Cal St. Fullerton       | 88 64     |
|                           |                           |           |          |                             |                |             |                |                 | 300   | A Utah Valley St.         | 67 64     |
|                           |                           |           |          |                             |                |             |                |                 | 300   | H Utah Valley St.         | 73 75     |
|                           |                           |           |          |                             |                |             |                |                 | 320   | A Tex. -Pan American      | 57 48     |
|                           |                           |           |          |                             |                |             |                |                 | 320   | H Tex. -Pan American      | 72 52     |
| <hr/>                     |                           |           |          |                             |                |             |                |                 |       |                           |           |
| LAST 10 Division I GAMES: |                           |           |          |                             |                |             |                |                 |       |                           |           |
| 4                         | A Maryl and               | 53 89     | 198      | A Col orado                 | 65 92          |             |                |                 |       |                           |           |
| 264                       | A Fai rlei gh Di cki nson | 58 74     | 300      | H Utah Valley St.           | 73 75          |             |                |                 |       |                           |           |
| 300                       | A Utah Valley St.         | 67 64     | 320      | A Tex. -Pan American        | 57 48          |             |                |                 |       |                           |           |
| 157                       | H Tex. A&M-Corp. Chris    | 58 70     | 157      | A Tex. A&M-Corp.            | 63 62          |             |                |                 |       |                           |           |
| 155                       | A Denver                  | 48 55     |          | Chris                       |                |             |                |                 |       |                           |           |

Northern Colo.

Non-Div I Games: UC-Colo. Spgs. 72 55 Colo. Christian 89 57 Mesa St. 86 58

Northern Colo.

Loss, Non-Conf, S Site, H Home A Away N Neutral

|     |   |       |    |    |
|-----|---|-------|----|----|
| 242 | A | Lamar | 71 | 72 |
|-----|---|-------|----|----|

N  
o  
r  
t  
h  
e  
r  
n  
C  
o  
l  
o  
.

N  
o  
r  
t  
h  
e  
r  
n  
C  
o  
l  
o  
.

| Northern Illinois         |          |                 |                   | Through Games of 2000 Final |                      |                           |               |          |           |                  |       |
|---------------------------|----------|-----------------|-------------------|-----------------------------|----------------------|---------------------------|---------------|----------|-----------|------------------|-------|
| Average RPI Win: 233      |          | WON-LOST RECORD | WINNING PCT. RANK | LAST 10 GAMES               | STRENGTH OF SCHEDULE | OPP. STRENGTH OF SCHEDULE | TEAM RPI      | ADJ. RPI | CONF. RPI | ADJ CONF. RPI    |       |
| DIV. I ONLY               |          | 12- 17          | 208               | 4- 6                        | 90                   | 228                       | 168           | 164      | 16        | 16               |       |
| DIV. I NON-CONF.          |          | 4- 7            | 221               | 0- 0                        | 85                   | 248                       | 173           | 171      | 16        | 16               |       |
| TOTALS                    |          | RPI 1-25        | RPI 26-50         | W-L RECORDS                 | RPI 51-100           | RPI 100+                  |               |          |           |                  |       |
| 12- 17                    |          | 0- 1            | 0- 2              | OVERALL                     | 0- 5                 | 12- 9                     |               |          |           |                  |       |
| 7- 6                      |          | 0- 0            | 0- 0              | HOME                        | 0- 2                 | 7- 4                      |               |          |           |                  |       |
| 4- 10                     |          | 0- 1            | 0- 1              | AWAY                        | 0- 3                 | 4- 5                      |               |          |           |                  |       |
| 1- 1                      |          | 0- 0            | 0- 1              | NEUTRAL                     | 0- 0                 | 1- 0                      |               |          |           |                  |       |
| 4- 7                      |          | 0- 1            | 0- 0              | NON-CONFERENCE              | 0- 2                 | 4- 4                      |               |          |           |                  |       |
| 3- 1                      |          | 0- 0            | 0- 0              | HOME                        | 0- 0                 | 3- 1                      |               |          |           |                  |       |
| 0- 6                      |          | 0- 1            | 0- 0              | AWAY                        | 0- 2                 | 0- 3                      |               |          |           |                  |       |
| 1- 0                      |          | 0- 0            | 0- 0              | NEUTRAL                     | 0- 0                 | 1- 0                      |               |          |           |                  |       |
| 8- 10                     |          | 0- 0            | 0- 2              | CONFERENCE                  | 0- 3                 | 8- 5                      |               |          |           |                  |       |
| 4- 5                      |          | 0- 0            | 0- 0              | HOME                        | 0- 2                 | 4- 3                      |               |          |           |                  |       |
| 4- 4                      |          | 0- 0            | 0- 1              | AWAY                        | 0- 1                 | 4- 2                      |               |          |           |                  |       |
| 0- 1                      |          | 0- 0            | 0- 1              | NEUTRAL                     | 0- 0                 | 0- 0                      |               |          |           |                  |       |
| RPI 1-25                  |          | RPI 26-50       |                   | RPI 51-100                  |                      | Team's RPI: 164           |               |          |           |                  |       |
| RPI S                     | Opponent | Score           | RPI S             | Opponent                    | Score                | RPI S                     | Opponent      | Score    |           |                  |       |
| 13 A                      | DePaul   | 46 89           | 41 A              | Bowling Green               | 58 66                | 72 A                      | Eastern Mich. | 59 73    | 102 H     | Wis. -Green Bay  | 67 73 |
|                           |          |                 | 41 N              | Bowling Green               | 61 73                | 72 H                      | Eastern Mich. | 37 63    | 108 N     | Coppin St.       | 69 56 |
|                           |          |                 |                   |                             |                      | 75 A                      | Florida Int'l | 71 74    | 121 A     | Ball St.         | 53 65 |
|                           |          |                 |                   |                             |                      | 93 H                      | Kent St.      | 58 68    | 121 H     | Ball St.         | 62 68 |
|                           |          |                 |                   |                             |                      | 96 A                      | Western Ill.  | 34 50    | 132 A     | Illinois         | 43 57 |
|                           |          |                 |                   |                             |                      |                           |               |          | 147 A     | Western Mich.    | 65 78 |
|                           |          |                 |                   |                             |                      |                           |               |          | 147 H     | Western Mich.    | 86 89 |
|                           |          |                 |                   |                             |                      |                           |               |          | 181 A     | Illinois St.     | 50 60 |
|                           |          |                 |                   |                             |                      |                           |               |          | 182 A     | Wichita St.      | 69 76 |
|                           |          |                 |                   |                             |                      |                           |               |          | 188 A     | Central Mich.    | 59 57 |
|                           |          |                 |                   |                             |                      |                           |               |          | 188 H     | Central Mich.    | 68 42 |
|                           |          |                 |                   |                             |                      |                           |               |          | 192 H     | Ill. -Chicago    | 51 40 |
|                           |          |                 |                   |                             |                      |                           |               |          | 201 A     | Toledo           | 59 52 |
|                           |          |                 |                   |                             |                      |                           |               |          | 201 H     | Toledo           | 71 60 |
|                           |          |                 |                   |                             |                      |                           |               |          | 246 H     | Buffalo          | 81 72 |
|                           |          |                 |                   |                             |                      |                           |               |          | 266 H     | Ohio             | 62 74 |
|                           |          |                 |                   |                             |                      |                           |               |          | 286 H     | North Dakota St. | 67 62 |
|                           |          |                 |                   |                             |                      |                           |               |          | 293 A     | Miami (Ohio)     | 51 49 |
|                           |          |                 |                   |                             |                      |                           |               |          | 293 H     | Miami (Ohio)     | 73 65 |
|                           |          |                 |                   |                             |                      |                           |               |          | 299 H     | IPFW             | 73 64 |
|                           |          |                 |                   |                             |                      |                           |               |          | 301 A     | Akron            | 75 67 |
| LAST 10 Division I GAMES: |          |                 |                   |                             |                      |                           |               |          |           |                  |       |
|                           |          |                 | 41 N              | Bowling Green               | 61 73                | 188 H                     | Central Mich. | 68 42    |           |                  |       |
|                           |          |                 | 293 H             | Miami (Ohio)                | 73 65                | 72 H                      | Eastern Mich. | 37 63    |           |                  |       |
|                           |          |                 | 121 A             | Ball St.                    | 53 65                | 93 H                      | Kent St.      | 58 68    |           |                  |       |
|                           |          |                 | 147 H             | Western Mich.               | 86 89                | 41 A                      | Bowling Green | 58 66    |           |                  |       |
|                           |          |                 | 201 A             | Toledo                      | 59 52                | 293 A                     | Miami (Ohio)  | 51 49    |           |                  |       |

Northern Ill.

Northern Ill.

Non-Div I Games:

Northern Ill.

Loss, 
Non-Conf, S Site, 
H Home
A Away 
N Neutral

## Northwestern

## Through Games Of 2006 Final

|                   |     |          |           |         |             |               |      |      |       |           |
|-------------------|-----|----------|-----------|---------|-------------|---------------|------|------|-------|-----------|
| Average RPI Win:  | 222 | WON-LOST | WINNING   | LAST 10 | STRENGTH OF | OPP. STRENGTH | TEAM | ADJ. | CONF. | ADJ CONF. |
| Average RPI Loss: | 76  | RECORD   | PCT. RANK | GAMES   | SCHEDULE    | OF SCHEDULE   | RPI  | RPI  | RPI   | RPI       |

|                  |       |     |      |    |     |     |     |   |   |
|------------------|-------|-----|------|----|-----|-----|-----|---|---|
| DIV. I ONLY      | 6- 22 | 300 | 2- 8 | 88 | 79  | 221 | 214 | 7 | 7 |
| DIV. I NON-CONF. | 4- 7  | 221 | 0- 0 | 86 | 160 | 166 | 162 | 6 | 5 |

|        |          |           |                |            |          |
|--------|----------|-----------|----------------|------------|----------|
| TOTALS | RPI 1-25 | RPI 26-50 | W-L RECORDS    | RPI 51-100 | RPI 100+ |
| 6- 22  | 0- 4     | 0- 1      | OVERALL        | 0- 11      | 6- 6     |
| 4- 11  | 0- 3     | 0- 1      | HOME           | 0- 6       | 4- 1     |
| 2- 10  | 0- 1     | 0- 0      | AWAY           | 0- 5       | 2- 4     |
| 0- 1   | 0- 0     | 0- 0      | NEUTRAL        | 0- 0       | 0- 1     |
| 4- 7   | 0- 1     | 0- 1      | NON-CONFERENCE | 0- 3       | 4- 2     |
| 3- 4   | 0- 1     | 0- 1      | HOME           | 0- 2       | 3- 0     |
| 1- 3   | 0- 0     | 0- 0      | AWAY           | 0- 1       | 1- 2     |
| 0- 0   | 0- 0     | 0- 0      | NEUTRAL        | 0- 0       | 0- 0     |
| 2- 15  | 0- 3     | 0- 0      | CONFERENCE     | 0- 8       | 2- 4     |
| 1- 7   | 0- 2     | 0- 0      | HOME           | 0- 4       | 1- 1     |
| 1- 7   | 0- 1     | 0- 0      | AWAY           | 0- 4       | 1- 2     |
| 0- 1   | 0- 0     | 0- 0      | NEUTRAL        | 0- 0       | 0- 1     |

| RPI | S | Opponent     | Score |
|-----|---|--------------|-------|
| 8   | H | Ohio St.     | 54 82 |
| 13  | H | DePaul       | 58 78 |
| 17  | H | Michigan St. | 59 79 |
| 23  | A | Purdue       | 63 71 |

| RPI | S | Opponent          | Score |
|-----|---|-------------------|-------|
| 31  | H | St. John's (N.Y.) | 53 95 |

| RPI | S | Opponent       | Score |
|-----|---|----------------|-------|
| 54  | A | Indiana        | 46 60 |
| 54  | H | Indiana        | 56 69 |
| 58  | A | Minnesota      | 33 71 |
| 58  | H | Minnesota      | 54 69 |
| 60  | A | Iowa           | 61 76 |
| 60  | H | Iowa           | 48 80 |
| 65  | A | Missouri       | 64 87 |
| 73  | H | Nebraska       | 50 80 |
| 83  | H | Wis.-Milwaukee | 73 81 |
| 95  | A | Penn St.       | 64 72 |
| 95  | H | Penn St.       | 48 91 |

| RPI | S | Opponent          | Score |
|-----|---|-------------------|-------|
| 130 | A | Wisconsin         | 45 74 |
| 130 | H | Wisconsin         | 58 56 |
| 132 | A | Illinois          | 55 64 |
| 132 | H | Illinois          | 59 60 |
| 132 | N | Illinois          | 49 60 |
| 147 | A | Western Mich.     | 72 90 |
| 159 | A | Valparaiso        | 51 57 |
| 192 | A | Ill.-Chicago      | 81 78 |
| 223 | A | Michigan          | 77 57 |
| 239 | H | Creighton         | 93 77 |
| 253 | H | St. Mary's (Cal.) | 77 60 |
| 293 | H | Miami (Ohio)      | 79 73 |

## LAST 10 Division I GAMES:

|     |   |              |       |
|-----|---|--------------|-------|
| 132 | N | Illinois     | 49 60 |
| 58  | A | Minnesota    | 33 71 |
| 95  | A | Penn St.     | 64 72 |
| 132 | H | Illinois     | 59 60 |
| 54  | A | Indiana      | 46 60 |
| 60  | A | Iowa         | 61 76 |
| 130 | H | Wisconsin    | 58 56 |
| 17  | H | Michigan St. | 59 79 |
| 23  | A | Purdue       | 63 71 |
| 223 | A | Michigan     | 77 57 |

Northwestern

Northwestern

Non-Div I Games:

Northwestern

Loss, 
Non-Conf, S Site, 
H Home
A Away
N Neutral



|                   |       |          |           |         |             |               |      |      |       |           |
|-------------------|-------|----------|-----------|---------|-------------|---------------|------|------|-------|-----------|
| Average RPI Win:  | 250   | WON-LOST | WINNING   | LAST 10 | STRENGTH OF | OPP. STRENGTH | TEAM | ADJ. | CONF. | ADJ CONF. |
| Average RPI Loss: | 173   | RECORD   | PCT. RANK | GAMES   | SCHEDULE    | OF SCHEDULE   | RPI  | RPI  | RPI   | RPI       |
| DIV. I ONLY       | 8- 16 | 247      | 1- 9      | 219     | 289         | 269           | 268  | 20   | 20    |           |
| DIV. I NON-CONF.  | 4- 4  | 144      | 0- 0      | 208     | 312         | 191           | 192  | 24   | 24    |           |

|        |          |           |                |            |          |
|--------|----------|-----------|----------------|------------|----------|
| TOTALS | RPI 1-25 | RPI 26-50 | W-L RECORDS    | RPI 51-100 | RPI 100+ |
| 8- 16  | 0- 0     | 0- 0      | OVERALL        | 0- 1       | 8- 15    |
| 4- 5   | 0- 0     | 0- 0      | HOME           | 0- 1       | 4- 4     |
| 3- 10  | 0- 0     | 0- 0      | AWAY           | 0- 0       | 3- 10    |
| 1- 1   | 0- 0     | 0- 0      | NEUTRAL        | 0- 0       | 1- 1     |
| 4- 4   | 0- 0     | 0- 0      | NON-CONFERENCE | 0- 0       | 4- 4     |
| 1- 0   | 0- 0     | 0- 0      | HOME           | 0- 0       | 1- 0     |
| 2- 3   | 0- 0     | 0- 0      | AWAY           | 0- 0       | 2- 3     |
| 1- 1   | 0- 0     | 0- 0      | NEUTRAL        | 0- 0       | 1- 1     |
| 4- 12  | 0- 0     | 0- 0      | CONFERENCE     | 0- 1       | 4- 11    |
| 3- 5   | 0- 0     | 0- 0      | HOME           | 0- 1       | 3- 4     |
| 1- 7   | 0- 0     | 0- 0      | AWAY           | 0- 0       | 1- 7     |
| 0- 0   | 0- 0     | 0- 0      | NEUTRAL        | 0- 0       | 0- 0     |

| RPI S                     | RPI 1-25 | Score | RPI S | RPI 26-50          | Score | RPI S | RPI 51-100          | Score               | RPI S | RPI 101+           | Team's RPI: 268 | Score |
|---------------------------|----------|-------|-------|--------------------|-------|-------|---------------------|---------------------|-------|--------------------|-----------------|-------|
|                           |          |       |       |                    |       | 68    | H Stephen F. Austin | 69 85               | 106   | A North Texas      | 59              | 72    |
|                           |          |       |       |                    |       |       |                     |                     | 113   | A UTSA             | 65              | 73    |
|                           |          |       |       |                    |       |       |                     |                     | 113   | H UTSA             | 58              | 69    |
|                           |          |       |       |                    |       |       |                     |                     | 119   | A Texas-Arlington  | 43              | 83    |
|                           |          |       |       |                    |       |       |                     |                     | 119   | H Texas-Arlington  | 49              | 71    |
|                           |          |       |       |                    |       |       |                     |                     | 137   | A La. -Monroe      | 51              | 64    |
|                           |          |       |       |                    |       |       |                     |                     | 137   | H La. -Monroe      | 58              | 54    |
|                           |          |       |       |                    |       |       |                     |                     | 167   | A Southern U.      | 56              | 67    |
|                           |          |       |       |                    |       |       |                     |                     | 168   | N Gonzaga          | 68              | 92    |
|                           |          |       |       |                    |       |       |                     |                     | 189   | A Southern Mi ss.  | 85              | 75    |
|                           |          |       |       |                    |       |       |                     |                     | 199   | A Nevada           | 59              | 79    |
|                           |          |       |       |                    |       |       |                     |                     | 204   | H Eastern Wash.    | 72              | 61    |
|                           |          |       |       |                    |       |       |                     |                     | 208   | A Texas St.        | 71              | 76    |
|                           |          |       |       |                    |       |       |                     |                     | 208   | H Texas St.        | 79              | 88    |
|                           |          |       |       |                    |       |       |                     |                     | 220   | A McNeese St.      | 51              | 72    |
|                           |          |       |       |                    |       |       |                     |                     | 242   | A Lamar            | 62              | 66    |
|                           |          |       |       |                    |       |       |                     |                     | 278   | N Al corn St.      | 72              | 64    |
|                           |          |       |       |                    |       |       |                     |                     | 291   | A Southeastern La. | 67              | 53    |
|                           |          |       |       |                    |       |       |                     |                     | 291   | H Southeastern La. | 45              | 46    |
|                           |          |       |       |                    |       |       |                     |                     | 292   | A Sam Houston St.  | 69              | 75    |
|                           |          |       |       |                    |       |       |                     |                     | 292   | H Sam Houston St.  | 78              | 60    |
|                           |          |       |       |                    |       |       |                     |                     | 294   | H Ni chol l s St.  | 83              | 66    |
|                           |          |       |       |                    |       |       |                     |                     | 313   | A Centenary (La.)  | 78              | 56    |
| LAST 10 Division I GAMES: |          |       |       |                    |       |       |                     |                     |       |                    |                 |       |
|                           |          |       | 113   | H UTSA             | 58    | 69    | 294                 | H Ni chol l s St.   | 83    | 66                 |                 |       |
|                           |          |       | 208   | H Texas St.        | 79    | 88    | 137                 | A La. -Monroe       | 51    | 64                 |                 |       |
|                           |          |       | 220   | A McNeese St.      | 51    | 72    | 119                 | A Texas-Arlington   | 43    | 83                 |                 |       |
|                           |          |       | 242   | A Lamar            | 62    | 66    | 68                  | H Stephen F. Austin | 69    | 85                 |                 |       |
|                           |          |       | 291   | H Southeastern La. | 45    | 46    | 292                 | A Sam Houston St.   | 69    | 75                 |                 |       |

Non-Div I Games: Tex. A&amp;M-Commerc84 74 Southern Ark. 72 70 LSU-Shreveport 91 57

Northwestern St.

Loss, Non-Conf, S Site, H Home A Away N Neutral

| Average RPI Win:           |   | 105            | WON-LOST |                | RECORD | WINNING                | PCT. RANK | LAST 10    | GAMES | STRENGTH OF      | SCHEDULE | OPP. STRENGTH | OF SCHEDULE | TEAM           | RPI   | ADJ. | RPI | CONF. | RPI | ADJ CONF. | RPI |
|----------------------------|---|----------------|----------|----------------|--------|------------------------|-----------|------------|-------|------------------|----------|---------------|-------------|----------------|-------|------|-----|-------|-----|-----------|-----|
| DIV. I ONLY                |   | 18-            | 12       | 101            |        | 5-                     |           | 5          | 19    |                  | 7        |               | 35          |                | 37    |      | 4   |       | 4   |           |     |
| DIV. I NON-CONF.           |   | 9-             | 3        | 47             |        | 0-                     |           | 1          | 39    |                  | 7        |               | 21          |                | 21    |      | 5   |       | 6   |           |     |
| TOTALS                     |   | RPI 1-25       |          | RPI 26-50      |        | W-L RECORDS            |           | RPI 51-100 |       | RPI 100+         |          |               |             |                |       |      |     |       |     |           |     |
| 18- 12                     |   | 2- 7           |          | 3- 3           |        | OVERALL                |           | 5- 1       |       | 8- 1             |          |               |             |                |       |      |     |       |     |           |     |
| 8- 5                       |   | 1- 2           |          | 2- 2           |        | HOME                   |           | 1- 0       |       | 4- 1             |          |               |             |                |       |      |     |       |     |           |     |
| 7- 6                       |   | 0- 4           |          | 0- 1           |        | AWAY                   |           | 3- 1       |       | 4- 0             |          |               |             |                |       |      |     |       |     |           |     |
| 3- 1                       |   | 1- 1           |          | 1- 0           |        | NEUTRAL                |           | 1- 0       |       | 0- 0             |          |               |             |                |       |      |     |       |     |           |     |
| 9- 3                       |   | 1- 3           |          | 1- 0           |        | NON-CONFERENCE         |           | 2- 0       |       | 5- 0             |          |               |             |                |       |      |     |       |     |           |     |
| 4- 1                       |   | 0- 1           |          | 1- 0           |        | HOME                   |           | 0- 0       |       | 3- 0             |          |               |             |                |       |      |     |       |     |           |     |
| 3- 1                       |   | 0- 1           |          | 0- 0           |        | AWAY                   |           | 1- 0       |       | 2- 0             |          |               |             |                |       |      |     |       |     |           |     |
| 2- 1                       |   | 1- 1           |          | 0- 0           |        | NEUTRAL                |           | 1- 0       |       | 0- 0             |          |               |             |                |       |      |     |       |     |           |     |
| 9- 9                       |   | 1- 4           |          | 2- 3           |        | CONFERENCE             |           | 3- 1       |       | 3- 1             |          |               |             |                |       |      |     |       |     |           |     |
| 4- 4                       |   | 1- 1           |          | 1- 2           |        | HOME                   |           | 1- 0       |       | 1- 1             |          |               |             |                |       |      |     |       |     |           |     |
| 4- 5                       |   | 0- 3           |          | 0- 1           |        | AWAY                   |           | 2- 1       |       | 2- 0             |          |               |             |                |       |      |     |       |     |           |     |
| 1- 0                       |   | 0- 0           |          | 1- 0           |        | NEUTRAL                |           | 0- 0       |       | 0- 0             |          |               |             |                |       |      |     |       |     |           |     |
| RPI 1-25                   |   | RPI 26-50      |          | Team's RPI: 37 |        | RPI 51-100             |           | RPI 101+   |       |                  |          |               |             |                |       |      |     |       |     |           |     |
| RPI                        | S | Opponent       | Score    | RPI            | S      | Opponent               | Score     | RPI        | S     | Opponent         | Score    | RPI           | S           | Opponent       | Score |      |     |       |     |           |     |
| 2                          | H | Tennessee      | 51 62    | 31             | A      | St. John's (N. Y.)     | 63 66     | 53         | A     | Louisville       | 51 61    | 114           | H           | Iona           | 74 55 |      |     |       |     |           |     |
| 5                          | A | Connecticut    | 60 71    | 40             | H      | Villanova              | 65 69     | 54         | A     | Indiana          | 74 61    | 130           | A           | Wisconsin      | 77 72 |      |     |       |     |           |     |
| 5                          | H | Connecticut    | 64 79    | 43             | H      | Southern Cal i forni a | 73 62     | 56         | H     | Pittsburgh       | 72 65    | 147           | A           | Western Mi ch. | 71 68 |      |     |       |     |           |     |
| 9                          | A | Rutgers        | 43 69    | 48             | H      | Marquette              | 67 65     | 74         | A     | Cincinnati       | 75 66    | 159           | H           | Valparaiso     | 58 50 |      |     |       |     |           |     |
| 13                         | A | DePaul         | 50 79    | 50             | H      | South Fla.             | 64 68     | 81         | N     | Arkansas St.     | 77 54    | 178           | A           | Georgetown     | 54 52 |      |     |       |     |           |     |
| 13                         | H | DePaul         | 78 75    | 50             | N      | South Fla.             | 73 66     | 92         | A     | West Vi rgi ni a | 70 58    | 179           | A           | Syracuse       | 67 55 |      |     |       |     |           |     |
| 15                         | N | Utah           | 68 55    |                |        |                        |           |            |       |                  |          | 196           | H           | Seton Hall     | 61 74 |      |     |       |     |           |     |
| 23                         | A | Purdue         | 54 65    |                |        |                        |           |            |       |                  |          | 223           | H           | Mi chi gan     | 55 45 |      |     |       |     |           |     |
| 25                         | N | Boston College | 61 78    |                |        |                        |           |            |       |                  |          | 228           | H           | Provi dence    | 66 48 |      |     |       |     |           |     |
| LAST 10 Div si on I GAMES: |   |                |          |                |        |                        |           |            |       |                  |          |               |             |                |       |      |     |       |     |           |     |
| 25                         | N | Boston College | 61 78    | 92             | A      | West Vi rgi ni a       | 70 58     |            |       |                  |          |               |             |                |       |      |     |       |     |           |     |
| 5                          | A | Connecticut    | 60 71    | 5              | H      | Connecticut            | 64 79     |            |       |                  |          |               |             |                |       |      |     |       |     |           |     |
| 50                         | N | South Fla.     | 73 66    | 13             | A      | DePaul                 | 50 79     |            |       |                  |          |               |             |                |       |      |     |       |     |           |     |
| 56                         | H | Pittsburgh     | 72 65    | 40             | H      | Villanova              | 65 69     |            |       |                  |          |               |             |                |       |      |     |       |     |           |     |
| 74                         | A | Cincinnati     | 75 66    | 228            | H      | Providence             | 66 48     |            |       |                  |          |               |             |                |       |      |     |       |     |           |     |

Non-Div I Games:

Notre Dame

Notre Dame

Notre Dame

| Average RPI Win: 200  |               | WON-LOST  | WINNING                   | LAST 10         | STRENGTH OF | OPP. STRENGTH | TEAM           | ADJ.            | CONF. | ADJ CONF.             |
|-----------------------|---------------|-----------|---------------------------|-----------------|-------------|---------------|----------------|-----------------|-------|-----------------------|
| Average RPI Loss: 128 |               | RECORD    | PCT. RANK                 | GAMES           | SCHEDULE    | OF SCHEDULE   | RPI            | RPI             | RPI   | RPI                   |
| DIV. I ONLY           | 15- 16        | 171       | 6- 4                      | 94              | 194         | 130           | 127            | 17              | 17    |                       |
| DIV. I NON-CONF.      | 4- 8          | 234       | 0- 1                      | 43              | 119         | 137           | 136            | 17              | 17    |                       |
| <hr/>                 |               |           |                           |                 |             |               |                |                 |       |                       |
| TOTALS                | RPI 1-25      | RPI 26-50 | W-L RECORDS               |                 | RPI 51-100  | RPI 100+      |                |                 |       |                       |
| 15- 16                | 0- 1          | 0- 2      | OVERALL                   |                 | 2- 4        | 13- 9         |                |                 |       |                       |
| 7- 6                  | 0- 0          | 0- 1      | HOME                      |                 | 1- 1        | 6- 4          |                |                 |       |                       |
| 5- 9                  | 0- 0          | 0- 1      | AWAY                      |                 | 0- 3        | 5- 5          |                |                 |       |                       |
| 3- 1                  | 0- 1          | 0- 0      | NEUTRAL                   |                 | 1- 0        | 2- 0          |                |                 |       |                       |
| <hr/>                 |               |           |                           |                 |             |               |                |                 |       |                       |
| 4- 8                  | 0- 1          | 0- 2      | NON-CONFERENCE            |                 | 0- 3        | 4- 2          |                |                 |       |                       |
| 2- 3                  | 0- 0          | 0- 1      | HOME                      |                 | 0- 1        | 2- 1          |                |                 |       |                       |
| 1- 4                  | 0- 0          | 0- 1      | AWAY                      |                 | 0- 2        | 1- 1          |                |                 |       |                       |
| 1- 1                  | 0- 1          | 0- 0      | NEUTRAL                   |                 | 0- 0        | 1- 0          |                |                 |       |                       |
| <hr/>                 |               |           |                           |                 |             |               |                |                 |       |                       |
| 11- 8                 | 0- 0          | 0- 0      | CONFERENCE                |                 | 2- 1        | 9- 7          |                |                 |       |                       |
| 5- 3                  | 0- 0          | 0- 0      | HOME                      |                 | 1- 0        | 4- 3          |                |                 |       |                       |
| 4- 5                  | 0- 0          | 0- 0      | AWAY                      |                 | 0- 1        | 4- 4          |                |                 |       |                       |
| 2- 0                  | 0- 0          | 0- 0      | NEUTRAL                   |                 | 1- 0        | 1- 0          |                |                 |       |                       |
| <hr/>                 |               |           |                           |                 |             |               |                |                 |       |                       |
| RPI 1-25              |               | RPI 26-50 |                           | RPI 51-100      |             | RPI 101+      |                | Team's RPI: 127 |       |                       |
| RPI S                 | Opponent      | Score     | RPI S                     | Opponent        | Score       | RPI S         | Opponent       | Score           |       |                       |
| 8 N                   | Ohio St.      | 45 68     | 41 H                      | Bowling Green   | 59 72       | 59 A          | Miami (Fla.)   | 65 78           | 102 H | Wis.-Green Bay 72 74  |
|                       |               |           | 48 A                      | Marquette       | 58 72       | 72 H          | Eastern Mich.  | 48 73           | 134 A | Oral Roberts 72 70    |
|                       |               |           |                           |                 |             | 83 A          | Wis.-Milwaukee | 71 73           | 134 A | Oral Roberts 50 37    |
|                       |               |           |                           |                 |             | 96 A          | Western Ill.   | 65 74           | 134 H | Oral Roberts 54 55    |
|                       |               |           |                           |                 |             | 96 H          | Western Ill.   | 66 57           | 151 A | IUPUI 64 70           |
|                       |               |           |                           |                 |             | 96 N          | Western Ill.   | 65 56           | 151 H | IUPUI 74 78           |
|                       |               |           |                           |                 |             |               |                |                 | 151 N | IUPUI 66 54           |
|                       |               |           |                           |                 |             |               |                |                 | 159 A | Valparaiso 68 67      |
|                       |               |           |                           |                 |             |               |                |                 | 159 H | Valparaiso 55 69      |
|                       |               |           |                           |                 |             |               |                |                 | 162 N | Duquesne 65 54        |
|                       |               |           |                           |                 |             |               |                |                 | 181 H | Illinois St. 73 71    |
|                       |               |           |                           |                 |             |               |                |                 | 201 A | Toledo 47 74          |
|                       |               |           |                           |                 |             |               |                |                 | 227 A | UMKC 61 75            |
|                       |               |           |                           |                 |             |               |                |                 | 227 H | UMKC 87 65            |
|                       |               |           |                           |                 |             |               |                |                 | 246 H | Buffalo 82 80         |
|                       |               |           |                           |                 |             |               |                |                 | 257 A | Southern Utah 58 73   |
|                       |               |           |                           |                 |             |               |                |                 | 257 H | Southern Utah 82 63   |
|                       |               |           |                           |                 |             |               |                |                 | 261 A | Chicago St. 59 70     |
|                       |               |           |                           |                 |             |               |                |                 | 261 H | Chicago St. 72 43     |
|                       |               |           |                           |                 |             |               |                |                 | 275 A | Youngstown St. 61 54  |
|                       |               |           |                           |                 |             |               |                |                 | 313 A | Centenary (La.) 78 53 |
|                       |               |           |                           |                 |             |               |                |                 | 313 H | Centenary (La.) 78 63 |
| <hr/>                 |               |           |                           |                 |             |               |                |                 |       |                       |
|                       |               |           | LAST 10 Division I GAMES: |                 |             |               |                |                 |       |                       |
| 8 N                   | Ohio St.      | 45 68     | 261 A                     | Chicago St.     | 59 70       |               |                |                 |       |                       |
| 96 N                  | Western Ill.  | 65 56     | 134 H                     | Oral Roberts    | 54 55       |               |                |                 |       |                       |
| 151 N                 | IUPUI         | 66 54     | 313 A                     | Centenary (La.) | 78 53       |               |                |                 |       |                       |
| 134 A                 | Oral Roberts  | 50 37     | 134 A                     | Oral Roberts    | 72 70       |               |                |                 |       |                       |
| 257 A                 | Southern Utah | 58 73     | 227 H                     | UMKC            | 87 65       |               |                |                 |       |                       |

Non-Div I Games:

Oakland

Loss, 
Non-Conf, S Site, 
H Home
A Away 
N Neutral

|                             |                 |           |                |                  |             |               |                      |                 |       |           |
|-----------------------------|-----------------|-----------|----------------|------------------|-------------|---------------|----------------------|-----------------|-------|-----------|
| Through Games of 2008 Final |                 |           |                |                  |             |               |                      |                 |       |           |
| Average RPI Win:            | 267             | WON-LOST  | WINNING        | LAST 10          | STRENGTH OF | OPP. STRENGTH | TEAM                 | ADJ.            | CONF. | ADJ CONF. |
| Average RPI Loss:           | 147             | RECORD    | PCT. RANK      | GAMES            | SCHEDULE    | OF SCHEDULE   | RPI                  | RPI             | RPI   | RPI       |
| DIV. I ONLY                 |                 | 9- 20     | 264            | 2- 8             | 188         | 256           | 266                  | 266             | 16    | 16        |
| DIV. I NON-CONF.            |                 | 3- 8      | 267            | 0- 0             | 280         | 310           | 294                  | 299             | 16    | 16        |
| TOTALS                      |                 | RPI 1-25  | RPI 26-50      | W-L RECORDS      | RPI 51-100  | RPI 100+      |                      |                 |       |           |
| 9- 20                       | 0- 0            | 0- 2      | OVERALL        | 0- 6             | 9- 12       |               |                      |                 |       |           |
| 4- 9                        | 0- 0            | 0- 1      | HOME           | 0- 3             | 4- 5        |               |                      |                 |       |           |
| 4- 8                        | 0- 0            | 0- 1      | AWAY           | 0- 2             | 4- 5        |               |                      |                 |       |           |
| 1- 3                        | 0- 0            | 0- 0      | NEUTRAL        | 0- 1             | 1- 2        |               |                      |                 |       |           |
| 3- 8                        | 0- 0            | 0- 0      | NON-CONFERENCE | 0- 2             | 3- 6        |               |                      |                 |       |           |
| 1- 3                        | 0- 0            | 0- 0      | HOME           | 0- 1             | 1- 2        |               |                      |                 |       |           |
| 1- 3                        | 0- 0            | 0- 0      | AWAY           | 0- 1             | 1- 2        |               |                      |                 |       |           |
| 1- 2                        | 0- 0            | 0- 0      | NEUTRAL        | 0- 0             | 1- 2        |               |                      |                 |       |           |
| 6- 12                       | 0- 0            | 0- 2      | CONFERENCE     | 0- 4             | 6- 6        |               |                      |                 |       |           |
| 3- 6                        | 0- 0            | 0- 1      | HOME           | 0- 2             | 3- 3        |               |                      |                 |       |           |
| 3- 5                        | 0- 0            | 0- 1      | AWAY           | 0- 1             | 3- 3        |               |                      |                 |       |           |
| 0- 1                        | 0- 0            | 0- 0      | NEUTRAL        | 0- 1             | 0- 0        |               |                      |                 |       |           |
| RPI 1-25                    |                 | RPI 26-50 |                | RPI 51-100       |             | RPI 101+      |                      | Team's RPI: 266 |       |           |
| RPI S                       | Opponent        | Score     | RPI S          | Opponent         | Score       | RPI S         | Opponent             | Score           |       |           |
| 41                          | A Bowling Green | 63 77     | 72             | H Eastern Mi ch. | 56 62       | 121           | H Ball St.           | 63 80           |       |           |
| 41                          | H Bowling Green | 61 65     | 72             | N Eastern Mi ch. | 66 76       | 139           | A UNC Greensboro     | 52 69           |       |           |
|                             |                 |           | 93             | A Kent St.       | 66 73       | 140           | N East Caro.         | 68 71           |       |           |
|                             |                 |           | 93             | H Kent St.       | 73 83       | 142           | A UNC Wil mington    | 55 60           |       |           |
|                             |                 |           | 94             | A South Carolina | 49 77       | 147           | A Western Mich.      | 77 88           |       |           |
|                             |                 |           | 96             | H Western Ill.   | 59 69       | 162           | H Duquesne           | 79 82           |       |           |
|                             |                 |           |                |                  |             | 164           | A Northern Ill.      | 74 62           |       |           |
|                             |                 |           |                |                  |             | 188           | A Central Mich.      | 48 64           |       |           |
|                             |                 |           |                |                  |             | 188           | H Central Mich.      | 74 57           |       |           |
|                             |                 |           |                |                  |             | 201           | H Tol edo            | 49 81           |       |           |
|                             |                 |           |                |                  |             | 246           | A Buffal o           | 72 62           |       |           |
|                             |                 |           |                |                  |             | 246           | H Buffal o           | 77 84           |       |           |
|                             |                 |           |                |                  |             | 261           | H Chi cago St.       | 65 57           |       |           |
|                             |                 |           |                |                  |             | 275           | H Youngstown St.     | 59 69           |       |           |
|                             |                 |           |                |                  |             | 283           | N South Carolina St. | 68 80           |       |           |
|                             |                 |           |                |                  |             | 293           | A Mi ami (Ohio)      | 56 60           |       |           |
|                             |                 |           |                |                  |             | 293           | H Mi ami (Ohio)      | 56 43           |       |           |
|                             |                 |           |                |                  |             | 301           | A Akron              | 66 56           |       |           |
|                             |                 |           |                |                  |             | 301           | H Akron              | 63 55           |       |           |
|                             |                 |           |                |                  |             | 324           | A Clevel and St.     | 76 64           |       |           |
|                             |                 |           |                |                  |             | 329           | N Tennessee St.      | 74 69           |       |           |
| LAST 10 Division I GAMES:   |                 |           |                |                  |             |               |                      |                 |       |           |
|                             |                 |           | 72             | N Eastern Mi ch. | 66 76       | 293           | A Mi ami (Ohio)      | 56 60           |       |           |
|                             |                 |           | 188            | H Central Mich.  | 74 57       | 93            | A Kent St.           | 66 73           |       |           |
|                             |                 |           | 301            | A Akron          | 66 56       | 201           | H Tol edo            | 49 81           |       |           |
|                             |                 |           | 41             | H Bowl ing Green | 61 65       | 72            | H Eastern Mi ch.     | 56 62           |       |           |
|                             |                 |           | 246            | H Buffal o       | 77 84       | 188           | A Central Mich.      | 48 64           |       |           |

### Non-Div l Games:

Oh! o

Loss, Non-Conf, S Site, H Home A Away N Neutral

|                             |  |                 |  |                      |  |                |  |                            |  |                           |  |                             |  |          |  |           |  |               |  |
|-----------------------------|--|-----------------|--|----------------------|--|----------------|--|----------------------------|--|---------------------------|--|-----------------------------|--|----------|--|-----------|--|---------------|--|
| Average RPI Win: 104        |  | WON-LOST RECORD |  | WINNING PCT. RANK    |  | LAST 10 GAMES  |  | STRENGTH OF SCHEDULE       |  | OPP. STRENGTH OF SCHEDULE |  | TEAM RPI                    |  | ADJ. RPI |  | CONF. RPI |  | ADJ CONF. RPI |  |
| Average RPI Loss: 18        |  |                 |  |                      |  |                |  |                            |  |                           |  |                             |  |          |  |           |  |               |  |
| DIV. I ONLY                 |  | 29- 3           |  | 2                    |  | 9- 1           |  | 24                         |  | 38                        |  | 8                           |  | 8        |  | 7         |  | 7             |  |
| DIV. I NON-CONF.            |  | 11- 2           |  | 15                   |  | 1- 1           |  | 28                         |  | 50                        |  | 13                          |  | 13       |  | 6         |  | 5             |  |
| TOTALS                      |  | RPI 1-25        |  | RPI 26-50            |  | W-L RECORDS    |  | RPI 51-100                 |  | RPI 100+                  |  |                             |  |          |  |           |  |               |  |
| 29- 3                       |  | 7- 3            |  | 1- 0                 |  | OVERALL        |  | 10- 0                      |  | 11- 0                     |  |                             |  |          |  |           |  |               |  |
| 16- 1                       |  | 3- 1            |  | 0- 0                 |  | HOME           |  | 5- 0                       |  | 8- 0                      |  |                             |  |          |  |           |  |               |  |
| 9- 1                        |  | 2- 1            |  | 1- 0                 |  | AWAY           |  | 4- 0                       |  | 2- 0                      |  |                             |  |          |  |           |  |               |  |
| 4- 1                        |  | 2- 1            |  | 0- 0                 |  | NEUTRAL        |  | 1- 0                       |  | 1- 0                      |  |                             |  |          |  |           |  |               |  |
| 11- 2                       |  | 2- 2            |  | 1- 0                 |  | NON-CONFERENCE |  | 2- 0                       |  | 6- 0                      |  |                             |  |          |  |           |  |               |  |
| 8- 1                        |  | 1- 1            |  | 0- 0                 |  | HOME           |  | 2- 0                       |  | 5- 0                      |  |                             |  |          |  |           |  |               |  |
| 2- 0                        |  | 1- 0            |  | 1- 0                 |  | AWAY           |  | 0- 0                       |  | 0- 0                      |  |                             |  |          |  |           |  |               |  |
| 1- 1                        |  | 0- 1            |  | 0- 0                 |  | NEUTRAL        |  | 0- 0                       |  | 1- 0                      |  |                             |  |          |  |           |  |               |  |
| 18- 1                       |  | 5- 1            |  | 0- 0                 |  | CONFERENCE     |  | 8- 0                       |  | 5- 0                      |  |                             |  |          |  |           |  |               |  |
| 8- 0                        |  | 2- 0            |  | 0- 0                 |  | HOME           |  | 3- 0                       |  | 3- 0                      |  |                             |  |          |  |           |  |               |  |
| 7- 1                        |  | 1- 1            |  | 0- 0                 |  | AWAY           |  | 4- 0                       |  | 2- 0                      |  |                             |  |          |  |           |  |               |  |
| 3- 0                        |  | 2- 0            |  | 0- 0                 |  | NEUTRAL        |  | 1- 0                       |  | 0- 0                      |  |                             |  |          |  |           |  |               |  |
| RPI 1-25                    |  | Team's RPI: 8   |  | RPI 26-50            |  | Score          |  | RPI 51-100                 |  | Score                     |  | RPI 101+                    |  | Score    |  |           |  |               |  |
| RPI S Opponent Score        |  |                 |  | RPI S Opponent Score |  |                |  | RPI S Opponent Score       |  |                           |  | RPI S Opponent Score        |  |          |  |           |  |               |  |
| 6 H LSU 48 64               |  |                 |  | 43 A Southern 68 57  |  |                |  | 54 A Indiana 61 45         |  |                           |  | 127 N Oakland 68 45         |  |          |  |           |  |               |  |
| 7 H Oklahoma 75 71          |  |                 |  | Cal i forni a        |  |                |  | 54 H Indiana 60 50         |  |                           |  | 129 H Cani si us 90 58      |  |          |  |           |  |               |  |
| 17 A Mi chi gan St. 67 65   |  |                 |  |                      |  |                |  | 58 A Mi nnesota 76 55      |  |                           |  | 130 H Wi sconsin 73 46      |  |          |  |           |  |               |  |
| 17 H Mi chi gan St. 69 38   |  |                 |  |                      |  |                |  | 60 A Iowa 72 62            |  |                           |  | 132 H I l l i n o i s 75 49 |  |          |  |           |  |               |  |
| 17 N Mi chi gan St. 68 64   |  |                 |  |                      |  |                |  | 60 H Iowa 88 77            |  |                           |  | 144 H Dayton 73 31          |  |          |  |           |  |               |  |
| 23 A Purdue 59 61           |  |                 |  |                      |  |                |  | 89 H Sacred Heart 84 40    |  |                           |  | 214 A Northwestern 82 54    |  |          |  |           |  |               |  |
| 23 H Purdue 67 58           |  |                 |  |                      |  |                |  | 95 A Penn St. 61 59        |  |                           |  | 223 A Mi chi gan 74 55      |  |          |  |           |  |               |  |
| 23 N Purdue 63 60           |  |                 |  |                      |  |                |  | 95 H Penn St. 74 53        |  |                           |  | 223 H Mi chi gan 62 34      |  |          |  |           |  |               |  |
| 25 A Boston Col l ege 66 61 |  |                 |  |                      |  |                |  | 95 N Penn St. 64 46        |  |                           |  | 226 H Wri ght St. 79 48     |  |          |  |           |  |               |  |
| 25 N Boston Col l ege 69 79 |  |                 |  |                      |  |                |  | 96 H Western I l l . 75 36 |  |                           |  | 250 H Eastern Ky. 85 38     |  |          |  |           |  |               |  |
|                             |  |                 |  |                      |  |                |  |                            |  |                           |  | 294 H Ni chol l s St. 94 35 |  |          |  |           |  |               |  |
|                             |  |                 |  |                      |  |                |  |                            |  |                           |  |                             |  |          |  |           |  |               |  |
|                             |  |                 |  |                      |  |                |  |                            |  |                           |  |                             |  |          |  |           |  |               |  |
|                             |  |                 |  |                      |  |                |  |                            |  |                           |  |                             |  |          |  |           |  |               |  |
|                             |  |                 |  |                      |  |                |  |                            |  |                           |  |                             |  |          |  |           |  |               |  |
|                             |  |                 |  |                      |  |                |  |                            |  |                           |  |                             |  |          |  |           |  |               |  |
|                             |  |                 |  |                      |  |                |  |                            |  |                           |  |                             |  |          |  |           |  |               |  |
|                             |  |                 |  |                      |  |                |  |                            |  |                           |  |                             |  |          |  |           |  |               |  |
|                             |  |                 |  |                      |  |                |  |                            |  |                           |  |                             |  |          |  |           |  |               |  |
|                             |  |                 |  |                      |  |                |  |                            |  |                           |  |                             |  |          |  |           |  |               |  |
|                             |  |                 |  |                      |  |                |  |                            |  |                           |  |                             |  |          |  |           |  |               |  |
|                             |  |                 |  |                      |  |                |  |                            |  |                           |  |                             |  |          |  |           |  |               |  |
|                             |  |                 |  |                      |  |                |  |                            |  |                           |  |                             |  |          |  |           |  |               |  |
|                             |  |                 |  |                      |  |                |  |                            |  |                           |  |                             |  |          |  |           |  |               |  |
|                             |  |                 |  |                      |  |                |  |                            |  |                           |  |                             |  |          |  |           |  |               |  |
|                             |  |                 |  |                      |  |                |  |                            |  |                           |  |                             |  |          |  |           |  |               |  |
|                             |  |                 |  |                      |  |                |  |                            |  |                           |  |                             |  |          |  |           |  |               |  |
|                             |  |                 |  |                      |  |                |  |                            |  |                           |  |                             |  |          |  |           |  |               |  |
|                             |  |                 |  |                      |  |                |  |                            |  |                           |  |                             |  |          |  |           |  |               |  |
|                             |  |                 |  |                      |  |                |  |                            |  |                           |  |                             |  |          |  |           |  |               |  |
|                             |  |                 |  |                      |  |                |  |                            |  |                           |  |                             |  |          |  |           |  |               |  |
|                             |  |                 |  |                      |  |                |  |                            |  |                           |  |                             |  |          |  |           |  |               |  |
|                             |  |                 |  |                      |  |                |  |                            |  |                           |  |                             |  |          |  |           |  |               |  |
|                             |  |                 |  |                      |  |                |  |                            |  |                           |  |                             |  |          |  |           |  |               |  |
|                             |  |                 |  |                      |  |                |  |                            |  |                           |  |                             |  |          |  |           |  |               |  |
|                             |  |                 |  |                      |  |                |  |                            |  |                           |  |                             |  |          |  |           |  |               |  |
|                             |  |                 |  |                      |  |                |  |                            |  |                           |  |                             |  |          |  |           |  |               |  |
|                             |  |                 |  |                      |  |                |  |                            |  |                           |  |                             |  |          |  |           |  |               |  |
|                             |  |                 |  |                      |  |                |  |                            |  |                           |  |                             |  |          |  |           |  |               |  |
|                             |  |                 |  |                      |  |                |  |                            |  |                           |  |                             |  |          |  |           |  |               |  |
|                             |  |                 |  |                      |  |                |  |                            |  |                           |  |                             |  |          |  |           |  |               |  |
|                             |  |                 |  |                      |  |                |  |                            |  |                           |  |                             |  |          |  |           |  |               |  |
|                             |  |                 |  |                      |  |                |  |                            |  |                           |  |                             |  |          |  |           |  |               |  |

| Average RPI Win: 80 |                  | WON-LOST RECORD |    | WINNING PCT. RANK |               | LAST 10 GAMES   |    | STRENGTH OF SCHEDULE |                       | OPP. STRENGTH OF SCHEDULE |    | TEAM RPI |                  | ADJ. RPI |    | CONF. RPI |  | ADJ CONF. RPI |  |
|---------------------|------------------|-----------------|----|-------------------|---------------|-----------------|----|----------------------|-----------------------|---------------------------|----|----------|------------------|----------|----|-----------|--|---------------|--|
| DIV. I ONLY         |                  | 31- 5           |    | 10                |               | 9- 1            |    | 9                    |                       | 11                        |    | 7        |                  | 7        |    | 3         |  | 3             |  |
| DIV. I NON-CONF.    |                  | 12- 5           |    | 72                |               | 2- 1            |    | 13                   |                       | 9                         |    | 16       |                  | 14       |    | 4         |  | 4             |  |
| TOTALS              |                  | RPI 1-25        |    | RPI 26-50         |               | W-L RECORDS     |    | RPI 51-100           |                       | RPI 100+                  |    |          |                  |          |    |           |  |               |  |
| 31- 5               |                  | 5- 4            |    | 6- 0              |               | OVERALL         |    | 14- 0                |                       | 6- 1                      |    |          |                  |          |    |           |  |               |  |
| 12- 1               |                  | 2- 1            |    | 2- 0              |               | HOME            |    | 6- 0                 |                       | 2- 0                      |    |          |                  |          |    |           |  |               |  |
| 12- 3               |                  | 1- 2            |    | 4- 0              |               | AWAY            |    | 5- 0                 |                       | 2- 1                      |    |          |                  |          |    |           |  |               |  |
| 7- 1                |                  | 2- 1            |    | 0- 0              |               | NEUTRAL         |    | 3- 0                 |                       | 2- 0                      |    |          |                  |          |    |           |  |               |  |
| 12- 5               |                  | 2- 4            |    | 3- 0              |               | NON-CONFERENCE  |    | 4- 0                 |                       | 3- 1                      |    |          |                  |          |    |           |  |               |  |
| 4- 1                |                  | 1- 1            |    | 1- 0              |               | HOME            |    | 2- 0                 |                       | 0- 0                      |    |          |                  |          |    |           |  |               |  |
| 4- 3                |                  | 0- 2            |    | 2- 0              |               | AWAY            |    | 1- 0                 |                       | 1- 1                      |    |          |                  |          |    |           |  |               |  |
| 4- 1                |                  | 1- 1            |    | 0- 0              |               | NEUTRAL         |    | 1- 0                 |                       | 2- 0                      |    |          |                  |          |    |           |  |               |  |
| 19- 0               |                  | 3- 0            |    | 3- 0              |               | CONFERENCE      |    | 10- 0                |                       | 3- 0                      |    |          |                  |          |    |           |  |               |  |
| 8- 0                |                  | 1- 0            |    | 1- 0              |               | HOME            |    | 4- 0                 |                       | 2- 0                      |    |          |                  |          |    |           |  |               |  |
| 8- 0                |                  | 1- 0            |    | 2- 0              |               | AWAY            |    | 4- 0                 |                       | 1- 0                      |    |          |                  |          |    |           |  |               |  |
| 3- 0                |                  | 1- 0            |    | 0- 0              |               | NEUTRAL         |    | 2- 0                 |                       | 0- 0                      |    |          |                  |          |    |           |  |               |  |
| RPI 1-25            |                  | Team's RPI: 7   |    | RPI 26-50         |               | RPI 51-100      |    | RPI 101+             |                       |                           |    |          |                  |          |    |           |  |               |  |
| RPI S               | Opponent         | Score           |    | RPI S             | Opponent      | Score           |    | RPI S                | Opponent              | Score                     |    | RPI S    | Opponent         | Score    |    |           |  |               |  |
| 5                   | A Connecticut    | 62              | 82 | 26                | H TCU         | 77              | 63 | 52                   | A Texas               | 61                        | 54 | 132      | A Illinois       | 75       | 86 |           |  |               |  |
| 8                   | A Ohio St.       | 71              | 75 | 30                | A Kansas St.  | 78              | 64 | 52                   | H Texas               | 75                        | 57 | 134      | N Oral Roberts   | 107      | 76 |           |  |               |  |
| 10                  | A Bayl or        | 73              | 70 | 32                | A New Mexi co | 74              | 63 | 60                   | N Iowa                | 85                        | 68 | 170      | N Pepperdine     | 78       | 66 |           |  |               |  |
| 10                  | H Bayl or        | 81              | 77 | 32                | A New Mexi co | 83              | 70 | 64                   | A Texas Tech          | 60                        | 59 | 198      | H Col orado      | 84       | 61 |           |  |               |  |
| 10                  | N Baylor         | 72              | 61 | 38                | A Texas A&M   | 81              | 72 | 64                   | H Texas Tech          | 63                        | 57 | 222      | A Okl ahoma St.  | 85       | 51 |           |  |               |  |
| 14                  | N Stanford       | 74              | 88 | 38                | H Texas A&M   | 73              | 54 | 65                   | A Mi ssouri           | 88                        | 73 | 222      | H Okl ahoma St.  | 70       | 54 |           |  |               |  |
| 17                  | H Mi chi gan St. | 60              | 80 |                   |               |                 |    | 65                   | N Mi ssouri           | 75                        | 54 | 265      | A San Franci sco | 53       | 51 |           |  |               |  |
| 21                  | H UCLA           | 83              | 78 |                   |               |                 |    | 70                   | A Iowa St.            | 87                        | 67 |          |                  |          |    |           |  |               |  |
| 22                  | N Bri gham Young | 86              | 70 |                   |               |                 |    | 70                   | N Iowa St.            | 78                        | 74 |          |                  |          |    |           |  |               |  |
|                     |                  |                 |    |                   |               |                 |    | 73                   | H Nebraska            | 73                        | 45 |          |                  |          |    |           |  |               |  |
|                     |                  |                 |    |                   |               |                 |    | 83                   | H Wi s. -Mil waukee   | 89                        | 57 |          |                  |          |    |           |  |               |  |
|                     |                  |                 |    |                   |               |                 |    | 90                   | H Southern Methodi st | 80                        | 43 |          |                  |          |    |           |  |               |  |
|                     |                  |                 |    |                   |               |                 |    | 91                   | A Mi ssouri St.       | 68                        | 57 |          |                  |          |    |           |  |               |  |
|                     |                  |                 |    |                   |               |                 |    | 99                   | H Kansas              | 86                        | 57 |          |                  |          |    |           |  |               |  |
| LAST 10 Div         |                  |                 |    | si on I GAMES:    |               |                 |    |                      |                       |                           |    |          |                  |          |    |           |  |               |  |
| 14 N Stanford       |                  |                 |    | 74                | 88            | 70 N Iowa St.   |    | 78                   | 74                    |                           |    |          |                  |          |    |           |  |               |  |
| 22 N Bri gham Young |                  |                 |    | 86                | 70            | 64 A Texas Tech |    | 60                   | 59                    |                           |    |          |                  |          |    |           |  |               |  |
| 170 N Pepperdi ne   |                  |                 |    | 78                | 66            | 73 H Nebraska   |    | 73                   | 45                    |                           |    |          |                  |          |    |           |  |               |  |
| 10 N Bayl or        |                  |                 |    | 72                | 61            | 30 A Kansas St. |    | 78                   | 64                    |                           |    |          |                  |          |    |           |  |               |  |
| 65 N Mi ssouri      |                  |                 |    | 75                | 54            | 38 H Texas A&M  |    | 73                   | 54                    |                           |    |          |                  |          |    |           |  |               |  |

Non-Div I Games:

Oklahoma

Loss, 
Non-Conf, S Site, 
H Home
A Away 
N Neutral







| Overall Record            |                 |                 |                   | Through Games of 2000 Final |                      |                           |              |                 |           |                 |        |
|---------------------------|-----------------|-----------------|-------------------|-----------------------------|----------------------|---------------------------|--------------|-----------------|-----------|-----------------|--------|
| Average RPI Win:          | 222             | WON-LOST RECORD | WINNING PCT. RANK | LAST 10 GAMES               | STRENGTH OF SCHEDULE | OPP. STRENGTH OF SCHEDULE | TEAM RPI     | ADJ. RPI        | CONF. RPI | ADJ CONF. RPI   |        |
| DIV. I ONLY               | 14- 12          | 136             | 7- 3              | 139                         | 155                  | 129                       | 134          | 17              | 17        |                 |        |
| DIV. I NON-CONF.          | 4- 5            | 180             | 0- 0              | 48                          | 70                   | 98                        | 101          | 17              | 17        |                 |        |
| <hr/>                     |                 |                 |                   |                             |                      |                           |              |                 |           |                 |        |
| TOTALS                    | RPI 1-25        | RPI 26-50       | W-L RECORDS       |                             | RPI 51-100           | RPI 100+                  |              |                 |           |                 |        |
| 14- 12                    | 0- 1            | 0- 2            | OVERALL           |                             | 1- 3                 | 13- 6                     |              |                 |           |                 |        |
| 7- 5                      | 0- 0            | 0- 0            | HOME              |                             | 0- 1                 | 7- 4                      |              |                 |           |                 |        |
| 6- 5                      | 0- 0            | 0- 2            | AWAY              |                             | 1- 1                 | 5- 2                      |              |                 |           |                 |        |
| 1- 2                      | 0- 1            | 0- 0            | NEUTRAL           |                             | 0- 1                 | 1- 0                      |              |                 |           |                 |        |
| <hr/>                     |                 |                 |                   |                             |                      |                           |              |                 |           |                 |        |
| 4- 5                      | 0- 1            | 0- 2            | NON-CONFERENCE    |                             | 0- 2                 | 4- 0                      |              |                 |           |                 |        |
| 3- 0                      | 0- 0            | 0- 0            | HOME              |                             | 0- 0                 | 3- 0                      |              |                 |           |                 |        |
| 0- 3                      | 0- 0            | 0- 2            | AWAY              |                             | 0- 1                 | 0- 0                      |              |                 |           |                 |        |
| 1- 2                      | 0- 1            | 0- 0            | NEUTRAL           |                             | 0- 1                 | 1- 0                      |              |                 |           |                 |        |
| <hr/>                     |                 |                 |                   |                             |                      |                           |              |                 |           |                 |        |
| 10- 7                     | 0- 0            | 0- 0            | CONFERENCE        |                             | 1- 1                 | 9- 6                      |              |                 |           |                 |        |
| 4- 5                      | 0- 0            | 0- 0            | HOME              |                             | 0- 1                 | 4- 4                      |              |                 |           |                 |        |
| 6- 2                      | 0- 0            | 0- 0            | AWAY              |                             | 1- 0                 | 5- 2                      |              |                 |           |                 |        |
| 0- 0                      | 0- 0            | 0- 0            | NEUTRAL           |                             | 0- 0                 | 0- 0                      |              |                 |           |                 |        |
| <hr/>                     |                 |                 |                   |                             |                      |                           |              |                 |           |                 |        |
| RPI 1-25                  |                 | RPI 26-50       |                   | RPI 51-100                  |                      | RPI 101+                  |              | Team's RPI: 134 |           |                 |        |
| RPI S                     | Opponent        | Score           | RPI S             | Opponent                    | Score                | RPI S                     | Opponent     | Score           |           |                 |        |
| 7 N                       | Oklahoma        | 76 107          | 32 A              | New Mexico                  | 52 69                | 64 A                      | Texas Tech   | 58 99           | 127 A     | Oakland         | 55 54  |
|                           |                 |                 | 45 A              | Tulsa                       | 73 88                | 91 N                      | Missouri St. | 85 90           | 127 H     | Oakland         | 70 72  |
|                           |                 |                 |                   |                             |                      | 96 A                      | Western Ill. | 47 37           | 127 H     | Oakland         | 37 50  |
|                           |                 |                 |                   |                             |                      | 96 H                      | Western Ill. | 56 68           | 151 A     | IUPUI           | 46 50  |
|                           |                 |                 |                   |                             |                      |                           |              |                 | 151 H     | IUPUI           | 58 61  |
|                           |                 |                 |                   |                             |                      |                           |              |                 | 159 A     | Valparaiso      | 54 81  |
|                           |                 |                 |                   |                             |                      |                           |              |                 | 159 H     | Valparaiso      | 53 31  |
|                           |                 |                 |                   |                             |                      |                           |              |                 | 182 H     | Wichita St.     | 81 49  |
|                           |                 |                 |                   |                             |                      |                           |              |                 | 203 N     | Mt. St. Mary's  | 94 78  |
|                           |                 |                 |                   |                             |                      |                           |              |                 | 211 H     | Jackson St.     | 96 70  |
|                           |                 |                 |                   |                             |                      |                           |              |                 | 227 A     | UMKC            | 60 50  |
|                           |                 |                 |                   |                             |                      |                           |              |                 | 227 H     | UMKC            | 62 73  |
|                           |                 |                 |                   |                             |                      |                           |              |                 | 242 H     | Lamar           | 111 84 |
|                           |                 |                 |                   |                             |                      |                           |              |                 | 257 A     | Southern Utah   | 92 71  |
|                           |                 |                 |                   |                             |                      |                           |              |                 | 257 H     | Southern Utah   | 71 56  |
|                           |                 |                 |                   |                             |                      |                           |              |                 | 261 A     | Chicago St.     | 65 59  |
|                           |                 |                 |                   |                             |                      |                           |              |                 | 261 H     | Chicago St.     | 53 49  |
|                           |                 |                 |                   |                             |                      |                           |              |                 | 313 A     | Centenary (La.) | 72 50  |
|                           |                 |                 |                   |                             |                      |                           |              |                 | 313 H     | Centenary (La.) | 70 43  |
| <hr/>                     |                 |                 |                   |                             |                      |                           |              |                 |           |                 |        |
| LAST 10 Division I GAMES: |                 |                 |                   |                             |                      |                           |              |                 |           |                 |        |
| 127 H                     | Oakland         | 37 50           | 127 H             | Oakland                     | 70 72                |                           |              |                 |           |                 |        |
| 159 H                     | Valparaiso      | 53 31           | 151 A             | IUPUI                       | 46 50                |                           |              |                 |           |                 |        |
| 313 H                     | Centenary (La.) | 70 43           | 257 H             | Southern Utah               | 71 56                |                           |              |                 |           |                 |        |
| 127 A                     | Oakland         | 55 54           | 261 H             | Chicago St.                 | 53 49                |                           |              |                 |           |                 |        |
| 227 A                     | UMKC            | 60 50           | 313 A             | Centenary (La.)             | 72 50                |                           |              |                 |           |                 |        |

Non-Div I Games: Southwestern Oklahoma 72 61 Bethany (Kan.) 86 74 Oral Roberts

Oral Roberts

Oral Roberts

Average RPI Win: 183  
Average RPI Loss: 64

WON-LOST  
RECORD

WINNING  
PCT. RANK

LAST 10  
GAMES

STRENGTH OF  
SCHEDULE

OPP. STRENGTH  
OF SCHEDULE

TEAM  
RPI

ADJ.  
RPI

CONF.  
RPI

ADJ CONF.  
RPI

|                  |        |     |      |     |     |     |     |   |   |
|------------------|--------|-----|------|-----|-----|-----|-----|---|---|
| DIV. I ONLY      | 14- 15 | 173 | 2- 8 | 147 | 60  | 145 | 145 | 5 | 5 |
| DIV. I NON-CONF. | 9- 1   | 8   | 0- 0 | 289 | 253 | 85  | 86  | 3 | 3 |

TOTALS RPI 1-25

RPI 26-50

W-L RECORDS

RPI 51-100

RPI 100+

14- 15 0- 6

1- 4

OVERALL

2- 2

11- 3

9- 5 0- 3

1- 2

HOME

2- 0

6- 0

4- 9 0- 3

0- 2

AWAY

0- 2

4- 2

1- 1 0- 0

0- 0

NEUTRAL

0- 0

1- 1

9- 1 0- 0

0- 1

NON-CONFERENCE

0- 0

9- 0

4- 1 0- 0

0- 1

HOME

0- 0

4- 0

4- 0 0- 0

0- 0

AWAY

0- 0

4- 0

1- 0 0- 0

0- 0

NEUTRAL

0- 0

1- 0

5- 14 0- 6

1- 3

CONFERENCE

2- 2

2- 3

5- 4 0- 3

1- 1

HOME

2- 0

2- 0

0- 9 0- 3

0- 2

AWAY

0- 2

0- 2

0- 1 0- 0

0- 0

NEUTRAL

0- 0

0- 1

RPI 1-25

RPI 26-50

RPI 51-100

RPI 101+

Team's RPI: 145

| RPI | S | Opponent    | Score |
|-----|---|-------------|-------|
| 14  | A | Stanford    | 58 79 |
| 14  | H | Stanford    | 64 76 |
| 16  | A | Arizona St. | 43 44 |
| 16  | H | Arizona St. | 52 62 |
| 21  | A | UCLA        | 63 82 |
| 21  | H | UCLA        | 65 66 |

| RPI | S | Opponent      | Score |
|-----|---|---------------|-------|
| 34  | H | Temple        | 46 51 |
| 43  | A | Southern      | 48 72 |
|     |   | Cal i forni a |       |
| 43  | H | Southern      | 64 69 |
|     |   | Cal i forni a |       |
| 44  | A | Washi ngton   | 55 61 |
| 44  | H | Washi ngton   | 81 73 |

| RPI | S | Opponent      | Score |
|-----|---|---------------|-------|
| 66  | A | Cal i forni a | 39 49 |
| 66  | H | Cal i forni a | 70 41 |
| 100 | A | Oregon St.    | 61 63 |
| 100 | H | Oregon St.    | 54 45 |

| RPI | S | Opponent            | Score  |
|-----|---|---------------------|--------|
| 104 | H | Drake               | 70 40  |
| 117 | H | Arkansas            | 70 59  |
| 166 | A | Ari zona            | 72 81  |
| 166 | H | Ari zona            | 78 58  |
| 166 | N | Ari zona            | 57 64  |
| 177 | A | Idaho St.           | 89 69  |
| 191 | A | Washi ngton St.     | 53 68  |
| 191 | H | Washi ngton St.     | 54 50  |
| 198 | A | Col orado           | 72 64  |
| 199 | H | Nevada              | 61 50  |
| 253 | A | St. Mary' s (Cal .) | 68 67  |
| 308 | H | St. Francis (Pa.)   | 80 30  |
| 321 | A | Portl and           | 63 36  |
| 323 | N | Prai ri e Vi ew     | 102 36 |

LAST 10 Div sion I GAMES:

|     |   |                        |       |     |   |               |       |
|-----|---|------------------------|-------|-----|---|---------------|-------|
| 166 | N | Ari zona               | 57 64 | 16  | H | Ari zona St.  | 52 62 |
| 21  | H | UCLA                   | 65 66 | 166 | H | Ari zona      | 78 58 |
| 43  | H | Southern Cal i forni a | 64 69 | 66  | A | Cal i forni a | 39 49 |
| 191 | A | Washi ngton St.        | 53 68 | 14  | A | Stanford      | 58 79 |
| 44  | A | Washi ngton            | 55 61 | 100 | H | Oregon St.    | 54 45 |

O  
r  
e  
g  
o  
nO  
r  
e  
g  
o  
n

Non-Di v I Games:

Oregon

Loss, Non-Conf, S Site, H Home A Away N Neutral

Average RPI Win: 191

Average RPI Loss: 41

WON-LOST  
RECORDWINNING  
PCT. RANKLAST 10  
GAMESSTRENGTH OF  
SCHEDULEOPP. STRENGTH  
OF SCHEDULETEAM  
RPIADJ.  
RPICONF.  
RPIADJ CONF.  
RPI

DIV. I ONLY

16- 15

160

6- 4

95

66

106

100

5

5

DIV. I NON-CONF.

8- 3

58

2- 1

210

245

101

100

3

3

TOTALS

RPI 1-25

RPI 26-50

W-L RECORDS

RPI 51-100

RPI 100+

16- 15

0- 8

1- 3

OVERALL

1- 3

14- 1

9- 6

0- 3

1- 1

HOME

0- 2

8- 0

6- 8

0- 4

0- 2

AWAY

1- 1

5- 1

1- 1

0- 1

0- 0

NEUTRAL

0- 0

1- 0

8- 3

0- 1

0- 0

NON-CONFERENCE

0- 2

8- 0

5- 1

0- 0

0- 0

HOME

0- 1

5- 0

3- 2

0- 1

0- 0

AWAY

0- 1

3- 0

0- 0

0- 0

0- 0

NEUTRAL

0- 0

0- 0

8- 12

0- 7

1- 3

CONFERENCE

1- 1

6- 1

4- 5

0- 3

1- 1

HOME

0- 1

3- 0

3- 6

0- 3

0- 2

AWAY

1- 0

2- 1

1- 1

0- 1

0- 0

NEUTRAL

0- 0

1- 0

RPI 1-25

RPI 26-50

RPI 51-100

Team's RPI: 100

RPI 101+

RPI S Opponent

Score

RPI S Opponent

Score

RPI S Opponent

Score

RPI S Opponent

Score

|    |   |             |    |    |
|----|---|-------------|----|----|
| 14 | A | Stanford    | 54 | 87 |
| 14 | H | Stanford    | 60 | 80 |
| 15 | A | Utah        | 53 | 62 |
| 16 | A | Arizona St. | 51 | 69 |
| 16 | H | Arizona St. | 67 | 77 |
| 16 | N | Arizona St. | 66 | 74 |
| 21 | A | UCLA        | 64 | 79 |
| 21 | H | UCLA        | 59 | 72 |

|    |   |               |    |    |
|----|---|---------------|----|----|
| 43 | A | Southern      | 62 | 72 |
|    |   | Cal i forni a |    |    |
| 43 | H | Southern      | 67 | 64 |
|    |   | Cal i forni a |    |    |
| 44 | A | Washi ngton   | 51 | 66 |
| 44 | H | Washi ngton   | 53 | 70 |

|    |   |               |    |    |
|----|---|---------------|----|----|
| 63 | A | Wyomi ng      | 49 | 67 |
| 66 | A | Cal i forni a | 63 | 55 |
| 66 | H | Cal i forni a | 50 | 71 |
| 74 | H | Ci nci nnati  | 58 | 63 |

|     |   |                    |    |    |
|-----|---|--------------------|----|----|
| 104 | H | Drake              | 63 | 61 |
| 145 | A | Oregon             | 45 | 54 |
| 145 | H | Oregon             | 63 | 61 |
| 153 | H | Santa Cl ara       | 77 | 48 |
| 154 | H | South Al a.        | 66 | 29 |
| 166 | A | Ari zona           | 64 | 48 |
| 166 | H | Ari zona           | 91 | 83 |
| 191 | A | Washing ton St.    | 59 | 50 |
| 191 | H | Washing ton St.    | 68 | 67 |
| 191 | N | Washing ton St.    | 77 | 38 |
| 233 | H | Portland St.       | 87 | 58 |
| 300 | A | Utah Valley St.    | 63 | 56 |
| 311 | A | Montana St.        | 70 | 35 |
| 319 | A | Paci fi c          | 54 | 46 |
| 320 | H | Tex. -Pan American | 79 | 34 |

LAST 10 Div sion I GAMES:

|     |   |                    |    |    |     |   |                        |    |    |
|-----|---|--------------------|----|----|-----|---|------------------------|----|----|
| 63  | A | Wyomi ng           | 49 | 67 | 43  | H | Southern Cal i forni a | 67 | 64 |
| 153 | H | Santa Cl ara       | 77 | 48 | 21  | H | UCLA                   | 59 | 72 |
| 16  | N | Ari zona St.       | 66 | 74 | 44  | A | Washi ngton            | 51 | 66 |
| 191 | N | Washi ngton St.    | 77 | 38 | 191 | A | Washi ngton St.        | 59 | 50 |
| 320 | H | Tex. -Pan American | 79 | 34 | 166 | H | Ari zona               | 91 | 83 |

Oregon St.

Oregon St.

Non-Di v I Games:

Oregon St.

Loss, Non-Conf, S Site, H Home A Away N Neutral

|                      |          |          |  |  |  |  |  |  |  |  |  |                 |       |                   |  |                |  |                      |     |                           |            |          |  |          |       |           |          |               |  |  |  |    |    |  |  |  |  |       |       |                 |  |  |  |  |  |  |  |  |  |  |       |    |  |  |  |  |  |  |  |  |  |  |  |  |  |  |  |  |  |  |  |  |  |  |  |  |  |  |  |  |  |  |  |  |  |  |  |  |  |  |  |  |  |  |  |  |  |  |  |  |  |  |  |  |  |  |  |  |  |  |  |  |  |  |  |  |  |  |  |  |  |  |  |  |  |  |  |  |  |  |  |  |  |  |  |  |  |  |  |  |  |  |  |  |  |  |  |  |  |  |  |  |  |  |  |  |  |  |  |  |  |  |  |  |  |  |  |  |  |  |  |  |  |  |  |  |  |  |  |  |  |  |  |  |  |  |  |  |  |  |  |  |  |  |  |  |  |  |  |  |  |  |  |  |  |  |  |  |  |  |  |  |  |  |  |  |  |  |  |  |  |  |  |  |  |  |  |  |  |  |  |  |  |  |  |  |  |  |  |  |  |  |  |  |  |  |  |  |  |  |  |  |  |  |  |  |  |  |  |  |  |  |  |  |  |  |  |  |  |  |  |  |  |  |  |  |  |  |  |  |  |  |  |  |  |  |  |  |  |  |  |  |  |  |  |  |  |  |  |  |  |  |  |  |  |  |  |  |  |  |  |  |  |  |  |  |  |  |  |  |  |  |  |  |  |  |  |  |  |  |  |  |  |  |  |  |  |  |  |  |  |  |  |  |  |  |  |  |  |  |  |  |  |  |  |  |  |  |  |  |  |  |  |  |  |  |  |  |  |  |  |  |  |  |  |  |  |  |  |  |  |  |  |  |  |  |  |  |  |  |  |  |  |  |  |  |  |  |  |  |  |  |  |  |  |  |  |  |  |  |  |  |  |  |  |  |  |  |  |  |  |  |  |  |  |  |  |  |  |  |  |  |  |  |  |  |  |  |  |  |  |  |  |  |  |  |  |  |  |  |  |  |  |  |  |  |  |  |  |  |  |  |  |  |  |  |  |  |  |  |  |  |  |  |  |  |  |  |  |  |  |  |  |  |  |  |  |  |  |  |  |  |  |  |  |  |  |  |  |  |  |  |  |  |  |  |  |  |  |  |  |  |  |  |  |  |  |  |  |  |  |  |  |  |  |  |  |  |  |  |  |  |  |  |  |  |  |  |  |  |  |  |  |  |  |  |  |  |  |  |  |  |  |  |  |  |  |  |  |  |  |  |  |  |  |  |  |  |  |  |  |  |  |  |  |  |  |  |  |  |  |  |  |  |  |  |  |  |  |  |  |  |  |  |  |  |  |  |  |  |  |  |  |  |  |  |  |  |  |  |  |  |  |  |  |  |  |  |  |  |  |  |  |  |  |  |  |  |  |  |  |  |  |  |  |  |  |  |  |  |  |  |  |  |  |  |  |  |  |  |  |  |  |  |  |  |  |  |  |  |  |  |  |  |  |  |  |  |  |  |  |  |  |  |  |  |  |  |  |  |  |  |  |  |  |  |  |  |  |  |  |  |  |  |  |  |  |  |  |  |  |  |  |  |  |  |  |  |  |  |  |  |  |  |  |  |  |  |  |  |  |  |  |  |  |  |  |  |  |  |  |  |  |  |  |  |  |  |  |  |  |  |  |  |  |  |  |  |  |  |  |  |  |  |  |  |  |  |  |  |  |  |  |  |  |  |  |  |  |  |  |  |  |  |  |  |  |  |  |  |  |  |  |  |  |  |  |  |  |  |  |  |  |  |  |  |  |  |  |  |  |  |  |  |  |  |  |  |  |  |  |  |  |  |  |  |  |  |  |  |  |  |  |  |  |  |  |  |  |  |  |  |  |  |  |  |  |  |  |  |  |  |  |  |  |  |  |  |  |  |  |  |  |  |
|----------------------|----------|----------|--|--|--|--|--|--|--|--|--|-----------------|-------|-------------------|--|----------------|--|----------------------|-----|---------------------------|------------|----------|--|----------|-------|-----------|----------|---------------|--|--|--|----|----|--|--|--|--|-------|-------|-----------------|--|--|--|--|--|--|--|--|--|--|-------|----|--|--|--|--|--|--|--|--|--|--|--|--|--|--|--|--|--|--|--|--|--|--|--|--|--|--|--|--|--|--|--|--|--|--|--|--|--|--|--|--|--|--|--|--|--|--|--|--|--|--|--|--|--|--|--|--|--|--|--|--|--|--|--|--|--|--|--|--|--|--|--|--|--|--|--|--|--|--|--|--|--|--|--|--|--|--|--|--|--|--|--|--|--|--|--|--|--|--|--|--|--|--|--|--|--|--|--|--|--|--|--|--|--|--|--|--|--|--|--|--|--|--|--|--|--|--|--|--|--|--|--|--|--|--|--|--|--|--|--|--|--|--|--|--|--|--|--|--|--|--|--|--|--|--|--|--|--|--|--|--|--|--|--|--|--|--|--|--|--|--|--|--|--|--|--|--|--|--|--|--|--|--|--|--|--|--|--|--|--|--|--|--|--|--|--|--|--|--|--|--|--|--|--|--|--|--|--|--|--|--|--|--|--|--|--|--|--|--|--|--|--|--|--|--|--|--|--|--|--|--|--|--|--|--|--|--|--|--|--|--|--|--|--|--|--|--|--|--|--|--|--|--|--|--|--|--|--|--|--|--|--|--|--|--|--|--|--|--|--|--|--|--|--|--|--|--|--|--|--|--|--|--|--|--|--|--|--|--|--|--|--|--|--|--|--|--|--|--|--|--|--|--|--|--|--|--|--|--|--|--|--|--|--|--|--|--|--|--|--|--|--|--|--|--|--|--|--|--|--|--|--|--|--|--|--|--|--|--|--|--|--|--|--|--|--|--|--|--|--|--|--|--|--|--|--|--|--|--|--|--|--|--|--|--|--|--|--|--|--|--|--|--|--|--|--|--|--|--|--|--|--|--|--|--|--|--|--|--|--|--|--|--|--|--|--|--|--|--|--|--|--|--|--|--|--|--|--|--|--|--|--|--|--|--|--|--|--|--|--|--|--|--|--|--|--|--|--|--|--|--|--|--|--|--|--|--|--|--|--|--|--|--|--|--|--|--|--|--|--|--|--|--|--|--|--|--|--|--|--|--|--|--|--|--|--|--|--|--|--|--|--|--|--|--|--|--|--|--|--|--|--|--|--|--|--|--|--|--|--|--|--|--|--|--|--|--|--|--|--|--|--|--|--|--|--|--|--|--|--|--|--|--|--|--|--|--|--|--|--|--|--|--|--|--|--|--|--|--|--|--|--|--|--|--|--|--|--|--|--|--|--|--|--|--|--|--|--|--|--|--|--|--|--|--|--|--|--|--|--|--|--|--|--|--|--|--|--|--|--|--|--|--|--|--|--|--|--|--|--|--|--|--|--|--|--|--|--|--|--|--|--|--|--|--|--|--|--|--|--|--|--|--|--|--|--|--|--|--|--|--|--|--|--|--|--|--|--|--|--|--|--|--|--|--|--|--|--|--|--|--|--|--|--|--|--|--|--|--|--|--|--|--|--|--|--|--|--|--|--|--|--|--|--|--|--|--|--|--|--|--|--|--|--|--|--|--|--|--|--|--|--|--|--|--|--|--|--|--|--|--|--|--|--|--|--|--|--|--|--|--|--|--|--|--|--|--|--|--|--|--|--|--|--|--|--|--|--|--|--|--|--|--|--|--|--|--|--|--|--|--|--|--|--|--|--|--|--|--|--|--|--|--|--|--|--|--|--|--|--|--|--|--|--|--|--|--|--|--|--|--|--|--|--|--|--|--|--|--|--|--|--|--|--|--|--|--|--|--|--|--|--|--|--|--|--|--|--|--|--|--|--|--|--|--|--|--|--|--|--|--|--|--|--|--|--|--|--|--|--|--|--|--|
| Average RPI Win: 290 |          |          |  |  |  |  |  |  |  |  |  | WON-LOST RECORD |       | WINNING PCT. RANK |  | LAST 10 GAMES  |  | STRENGTH OF SCHEDULE |     | OPP. STRENGTH OF SCHEDULE |            | TEAM RPI |  | ADJ. RPI |       | CONF. RPI |          | ADJ CONF. RPI |  |  |  |    |    |  |  |  |  |       |       |                 |  |  |  |  |  |  |  |  |  |  |       |    |  |  |  |  |  |  |  |  |  |  |  |  |  |  |  |  |  |  |  |  |  |  |  |  |  |  |  |  |  |  |  |  |  |  |  |  |  |  |  |  |  |  |  |  |  |  |  |  |  |  |  |  |  |  |  |  |  |  |  |  |  |  |  |  |  |  |  |  |  |  |  |  |  |  |  |  |  |  |  |  |  |  |  |  |  |  |  |  |  |  |  |  |  |  |  |  |  |  |  |  |  |  |  |  |  |  |  |  |  |  |  |  |  |  |  |  |  |  |  |  |  |  |  |  |  |  |  |  |  |  |  |  |  |  |  |  |  |  |  |  |  |  |  |  |  |  |  |  |  |  |  |  |  |  |  |  |  |  |  |  |  |  |  |  |  |  |  |  |  |  |  |  |  |  |  |  |  |  |  |  |  |  |  |  |  |  |  |  |  |  |  |  |  |  |  |  |  |  |  |  |  |  |  |  |  |  |  |  |  |  |  |  |  |  |  |  |  |  |  |  |  |  |  |  |  |  |  |  |  |  |  |  |  |  |  |  |  |  |  |  |  |  |  |  |  |  |  |  |  |  |  |  |  |  |  |  |  |  |  |  |  |  |  |  |  |  |  |  |  |  |  |  |  |  |  |  |  |  |  |  |  |  |  |  |  |  |  |  |  |  |  |  |  |  |  |  |  |  |  |  |  |  |  |  |  |  |  |  |  |  |  |  |  |  |  |  |  |  |  |  |  |  |  |  |  |  |  |  |  |  |  |  |  |  |  |  |  |  |  |  |  |  |  |  |  |  |  |  |  |  |  |  |  |  |  |  |  |  |  |  |  |  |  |  |  |  |  |  |  |  |  |  |  |  |  |  |  |  |  |  |  |  |  |  |  |  |  |  |  |  |  |  |  |  |  |  |  |  |  |  |  |  |  |  |  |  |  |  |  |  |  |  |  |  |  |  |  |  |  |  |  |  |  |  |  |  |  |  |  |  |  |  |  |  |  |  |  |  |  |  |  |  |  |  |  |  |  |  |  |  |  |  |  |  |  |  |  |  |  |  |  |  |  |  |  |  |  |  |  |  |  |  |  |  |  |  |  |  |  |  |  |  |  |  |  |  |  |  |  |  |  |  |  |  |  |  |  |  |  |  |  |  |  |  |  |  |  |  |  |  |  |  |  |  |  |  |  |  |  |  |  |  |  |  |  |  |  |  |  |  |  |  |  |  |  |  |  |  |  |  |  |  |  |  |  |  |  |  |  |  |  |  |  |  |  |  |  |  |  |  |  |  |  |  |  |  |  |  |  |  |  |  |  |  |  |  |  |  |  |  |  |  |  |  |  |  |  |  |  |  |  |  |  |  |  |  |  |  |  |  |  |  |  |  |  |  |  |  |  |  |  |  |  |  |  |  |  |  |  |  |  |  |  |  |  |  |  |  |  |  |  |  |  |  |  |  |  |  |  |  |  |  |  |  |  |  |  |  |  |  |  |  |  |  |  |  |  |  |  |  |  |  |  |  |  |  |  |  |  |  |  |  |  |  |  |  |  |  |  |  |  |  |  |  |  |  |  |  |  |  |  |  |  |  |  |  |  |  |  |  |  |  |  |  |  |  |  |  |  |  |  |  |  |  |  |  |  |  |  |  |  |  |  |  |  |  |  |  |  |  |  |  |  |  |  |  |  |  |  |  |  |  |  |  |  |  |  |  |  |  |  |  |  |  |  |  |  |  |  |  |  |  |  |  |  |  |  |  |  |  |  |  |  |  |  |  |  |  |  |  |  |  |  |  |  |  |  |  |  |  |  |  |  |  |  |  |  |  |  |  |  |  |
| DIV. I ONLY          |          |          |  |  |  |  |  |  |  |  |  | 5- 22           |       | 306               |  | 1- 9           |  | 288                  |     | 291                       |            | 317      |  | 319      |       | 28        |          | 28            |  |  |  |    |    |  |  |  |  |       |       |                 |  |  |  |  |  |  |  |  |  |  |       |    |  |  |  |  |  |  |  |  |  |  |  |  |  |  |  |  |  |  |  |  |  |  |  |  |  |  |  |  |  |  |  |  |  |  |  |  |  |  |  |  |  |  |  |  |  |  |  |  |  |  |  |  |  |  |  |  |  |  |  |  |  |  |  |  |  |  |  |  |  |  |  |  |  |  |  |  |  |  |  |  |  |  |  |  |  |  |  |  |  |  |  |  |  |  |  |  |  |  |  |  |  |  |  |  |  |  |  |  |  |  |  |  |  |  |  |  |  |  |  |  |  |  |  |  |  |  |  |  |  |  |  |  |  |  |  |  |  |  |  |  |  |  |  |  |  |  |  |  |  |  |  |  |  |  |  |  |  |  |  |  |  |  |  |  |  |  |  |  |  |  |  |  |  |  |  |  |  |  |  |  |  |  |  |  |  |  |  |  |  |  |  |  |  |  |  |  |  |  |  |  |  |  |  |  |  |  |  |  |  |  |  |  |  |  |  |  |  |  |  |  |  |  |  |  |  |  |  |  |  |  |  |  |  |  |  |  |  |  |  |  |  |  |  |  |  |  |  |  |  |  |  |  |  |  |  |  |  |  |  |  |  |  |  |  |  |  |  |  |  |  |  |  |  |  |  |  |  |  |  |  |  |  |  |  |  |  |  |  |  |  |  |  |  |  |  |  |  |  |  |  |  |  |  |  |  |  |  |  |  |  |  |  |  |  |  |  |  |  |  |  |  |  |  |  |  |  |  |  |  |  |  |  |  |  |  |  |  |  |  |  |  |  |  |  |  |  |  |  |  |  |  |  |  |  |  |  |  |  |  |  |  |  |  |  |  |  |  |  |  |  |  |  |  |  |  |  |  |  |  |  |  |  |  |  |  |  |  |  |  |  |  |  |  |  |  |  |  |  |  |  |  |  |  |  |  |  |  |  |  |  |  |  |  |  |  |  |  |  |  |  |  |  |  |  |  |  |  |  |  |  |  |  |  |  |  |  |  |  |  |  |  |  |  |  |  |  |  |  |  |  |  |  |  |  |  |  |  |  |  |  |  |  |  |  |  |  |  |  |  |  |  |  |  |  |  |  |  |  |  |  |  |  |  |  |  |  |  |  |  |  |  |  |  |  |  |  |  |  |  |  |  |  |  |  |  |  |  |  |  |  |  |  |  |  |  |  |  |  |  |  |  |  |  |  |  |  |  |  |  |  |  |  |  |  |  |  |  |  |  |  |  |  |  |  |  |  |  |  |  |  |  |  |  |  |  |  |  |  |  |  |  |  |  |  |  |  |  |  |  |  |  |  |  |  |  |  |  |  |  |  |  |  |  |  |  |  |  |  |  |  |  |  |  |  |  |  |  |  |  |  |  |  |  |  |  |  |  |  |  |  |  |  |  |  |  |  |  |  |  |  |  |  |  |  |  |  |  |  |  |  |  |  |  |  |  |  |  |  |  |  |  |  |  |  |  |  |  |  |  |  |  |  |  |  |  |  |  |  |  |  |  |  |  |  |  |  |  |  |  |  |  |  |  |  |  |  |  |  |  |  |  |  |  |  |  |  |  |  |  |  |  |  |  |  |  |  |  |  |  |  |  |  |  |  |  |  |  |  |  |  |  |  |  |  |  |  |  |  |  |  |  |  |  |  |  |  |  |  |  |  |  |  |  |  |  |  |  |  |  |  |  |  |  |  |  |  |  |  |  |  |  |  |  |  |  |  |  |  |  |  |  |  |  |  |  |  |  |  |  |  |  |  |  |  |  |  |  |  |  |  |  |  |  |  |  |  |  |  |  |  |  |  |  |  |  |  |  |  |  |  |  |  |
| DIV. I NON-CONF.     |          |          |  |  |  |  |  |  |  |  |  | 2- 10           |       | 294               |  | 0- 1           |  | 261                  |     | 315                       |            | 314      |  | 314      |       | 25        |          | 25            |  |  |  |    |    |  |  |  |  |       |       |                 |  |  |  |  |  |  |  |  |  |  |       |    |  |  |  |  |  |  |  |  |  |  |  |  |  |  |  |  |  |  |  |  |  |  |  |  |  |  |  |  |  |  |  |  |  |  |  |  |  |  |  |  |  |  |  |  |  |  |  |  |  |  |  |  |  |  |  |  |  |  |  |  |  |  |  |  |  |  |  |  |  |  |  |  |  |  |  |  |  |  |  |  |  |  |  |  |  |  |  |  |  |  |  |  |  |  |  |  |  |  |  |  |  |  |  |  |  |  |  |  |  |  |  |  |  |  |  |  |  |  |  |  |  |  |  |  |  |  |  |  |  |  |  |  |  |  |  |  |  |  |  |  |  |  |  |  |  |  |  |  |  |  |  |  |  |  |  |  |  |  |  |  |  |  |  |  |  |  |  |  |  |  |  |  |  |  |  |  |  |  |  |  |  |  |  |  |  |  |  |  |  |  |  |  |  |  |  |  |  |  |  |  |  |  |  |  |  |  |  |  |  |  |  |  |  |  |  |  |  |  |  |  |  |  |  |  |  |  |  |  |  |  |  |  |  |  |  |  |  |  |  |  |  |  |  |  |  |  |  |  |  |  |  |  |  |  |  |  |  |  |  |  |  |  |  |  |  |  |  |  |  |  |  |  |  |  |  |  |  |  |  |  |  |  |  |  |  |  |  |  |  |  |  |  |  |  |  |  |  |  |  |  |  |  |  |  |  |  |  |  |  |  |  |  |  |  |  |  |  |  |  |  |  |  |  |  |  |  |  |  |  |  |  |  |  |  |  |  |  |  |  |  |  |  |  |  |  |  |  |  |  |  |  |  |  |  |  |  |  |  |  |  |  |  |  |  |  |  |  |  |  |  |  |  |  |  |  |  |  |  |  |  |  |  |  |  |  |  |  |  |  |  |  |  |  |  |  |  |  |  |  |  |  |  |  |  |  |  |  |  |  |  |  |  |  |  |  |  |  |  |  |  |  |  |  |  |  |  |  |  |  |  |  |  |  |  |  |  |  |  |  |  |  |  |  |  |  |  |  |  |  |  |  |  |  |  |  |  |  |  |  |  |  |  |  |  |  |  |  |  |  |  |  |  |  |  |  |  |  |  |  |  |  |  |  |  |  |  |  |  |  |  |  |  |  |  |  |  |  |  |  |  |  |  |  |  |  |  |  |  |  |  |  |  |  |  |  |  |  |  |  |  |  |  |  |  |  |  |  |  |  |  |  |  |  |  |  |  |  |  |  |  |  |  |  |  |  |  |  |  |  |  |  |  |  |  |  |  |  |  |  |  |  |  |  |  |  |  |  |  |  |  |  |  |  |  |  |  |  |  |  |  |  |  |  |  |  |  |  |  |  |  |  |  |  |  |  |  |  |  |  |  |  |  |  |  |  |  |  |  |  |  |  |  |  |  |  |  |  |  |  |  |  |  |  |  |  |  |  |  |  |  |  |  |  |  |  |  |  |  |  |  |  |  |  |  |  |  |  |  |  |  |  |  |  |  |  |  |  |  |  |  |  |  |  |  |  |  |  |  |  |  |  |  |  |  |  |  |  |  |  |  |  |  |  |  |  |  |  |  |  |  |  |  |  |  |  |  |  |  |  |  |  |  |  |  |  |  |  |  |  |  |  |  |  |  |  |  |  |  |  |  |  |  |  |  |  |  |  |  |  |  |  |  |  |  |  |  |  |  |  |  |  |  |  |  |  |  |  |  |  |  |  |  |  |  |  |  |  |  |  |  |  |  |  |  |  |  |  |  |  |  |  |  |  |  |  |  |  |  |  |  |  |  |  |  |  |  |  |  |  |  |  |  |  |  |  |  |  |  |  |  |  |  |
| TOTALS               |          |          |  |  |  |  |  |  |  |  |  | RPI 1-25        |       | RPI 26-50         |  | W-L RECORDS    |  | RPI 51-100           |     |                           |            | RPI 100+ |  |          |       |           |          |               |  |  |  |    |    |  |  |  |  |       |       |                 |  |  |  |  |  |  |  |  |  |  |       |    |  |  |  |  |  |  |  |  |  |  |  |  |  |  |  |  |  |  |  |  |  |  |  |  |  |  |  |  |  |  |  |  |  |  |  |  |  |  |  |  |  |  |  |  |  |  |  |  |  |  |  |  |  |  |  |  |  |  |  |  |  |  |  |  |  |  |  |  |  |  |  |  |  |  |  |  |  |  |  |  |  |  |  |  |  |  |  |  |  |  |  |  |  |  |  |  |  |  |  |  |  |  |  |  |  |  |  |  |  |  |  |  |  |  |  |  |  |  |  |  |  |  |  |  |  |  |  |  |  |  |  |  |  |  |  |  |  |  |  |  |  |  |  |  |  |  |  |  |  |  |  |  |  |  |  |  |  |  |  |  |  |  |  |  |  |  |  |  |  |  |  |  |  |  |  |  |  |  |  |  |  |  |  |  |  |  |  |  |  |  |  |  |  |  |  |  |  |  |  |  |  |  |  |  |  |  |  |  |  |  |  |  |  |  |  |  |  |  |  |  |  |  |  |  |  |  |  |  |  |  |  |  |  |  |  |  |  |  |  |  |  |  |  |  |  |  |  |  |  |  |  |  |  |  |  |  |  |  |  |  |  |  |  |  |  |  |  |  |  |  |  |  |  |  |  |  |  |  |  |  |  |  |  |  |  |  |  |  |  |  |  |  |  |  |  |  |  |  |  |  |  |  |  |  |  |  |  |  |  |  |  |  |  |  |  |  |  |  |  |  |  |  |  |  |  |  |  |  |  |  |  |  |  |  |  |  |  |  |  |  |  |  |  |  |  |  |  |  |  |  |  |  |  |  |  |  |  |  |  |  |  |  |  |  |  |  |  |  |  |  |  |  |  |  |  |  |  |  |  |  |  |  |  |  |  |  |  |  |  |  |  |  |  |  |  |  |  |  |  |  |  |  |  |  |  |  |  |  |  |  |  |  |  |  |  |  |  |  |  |  |  |  |  |  |  |  |  |  |  |  |  |  |  |  |  |  |  |  |  |  |  |  |  |  |  |  |  |  |  |  |  |  |  |  |  |  |  |  |  |  |  |  |  |  |  |  |  |  |  |  |  |  |  |  |  |  |  |  |  |  |  |  |  |  |  |  |  |  |  |  |  |  |  |  |  |  |  |  |  |  |  |  |  |  |  |  |  |  |  |  |  |  |  |  |  |  |  |  |  |  |  |  |  |  |  |  |  |  |  |  |  |  |  |  |  |  |  |  |  |  |  |  |  |  |  |  |  |  |  |  |  |  |  |  |  |  |  |  |  |  |  |  |  |  |  |  |  |  |  |  |  |  |  |  |  |  |  |  |  |  |  |  |  |  |  |  |  |  |  |  |  |  |  |  |  |  |  |  |  |  |  |  |  |  |  |  |  |  |  |  |  |  |  |  |  |  |  |  |  |  |  |  |  |  |  |  |  |  |  |  |  |  |  |  |  |  |  |  |  |  |  |  |  |  |  |  |  |  |  |  |  |  |  |  |  |  |  |  |  |  |  |  |  |  |  |  |  |  |  |  |  |  |  |  |  |  |  |  |  |  |  |  |  |  |  |  |  |  |  |  |  |  |  |  |  |  |  |  |  |  |  |  |  |  |  |  |  |  |  |  |  |  |  |  |  |  |  |  |  |  |  |  |  |  |  |  |  |  |  |  |  |  |  |  |  |  |  |  |  |  |  |  |  |  |  |  |  |  |  |  |  |  |  |  |  |  |  |  |  |  |  |  |  |  |  |  |  |  |  |  |  |  |  |  |  |  |  |  |  |  |  |  |  |  |  |  |  |  |  |  |  |  |  |  |  |  |  |  |  |  |  |  |
| 5- 22                |          |          |  |  |  |  |  |  |  |  |  | 0- 1            |       | 0- 0              |  | OVERALL        |  | 0- 1                 |     |                           |            | 5- 20    |  |          |       |           |          |               |  |  |  |    |    |  |  |  |  |       |       |                 |  |  |  |  |  |  |  |  |  |  |       |    |  |  |  |  |  |  |  |  |  |  |  |  |  |  |  |  |  |  |  |  |  |  |  |  |  |  |  |  |  |  |  |  |  |  |  |  |  |  |  |  |  |  |  |  |  |  |  |  |  |  |  |  |  |  |  |  |  |  |  |  |  |  |  |  |  |  |  |  |  |  |  |  |  |  |  |  |  |  |  |  |  |  |  |  |  |  |  |  |  |  |  |  |  |  |  |  |  |  |  |  |  |  |  |  |  |  |  |  |  |  |  |  |  |  |  |  |  |  |  |  |  |  |  |  |  |  |  |  |  |  |  |  |  |  |  |  |  |  |  |  |  |  |  |  |  |  |  |  |  |  |  |  |  |  |  |  |  |  |  |  |  |  |  |  |  |  |  |  |  |  |  |  |  |  |  |  |  |  |  |  |  |  |  |  |  |  |  |  |  |  |  |  |  |  |  |  |  |  |  |  |  |  |  |  |  |  |  |  |  |  |  |  |  |  |  |  |  |  |  |  |  |  |  |  |  |  |  |  |  |  |  |  |  |  |  |  |  |  |  |  |  |  |  |  |  |  |  |  |  |  |  |  |  |  |  |  |  |  |  |  |  |  |  |  |  |  |  |  |  |  |  |  |  |  |  |  |  |  |  |  |  |  |  |  |  |  |  |  |  |  |  |  |  |  |  |  |  |  |  |  |  |  |  |  |  |  |  |  |  |  |  |  |  |  |  |  |  |  |  |  |  |  |  |  |  |  |  |  |  |  |  |  |  |  |  |  |  |  |  |  |  |  |  |  |  |  |  |  |  |  |  |  |  |  |  |  |  |  |  |  |  |  |  |  |  |  |  |  |  |  |  |  |  |  |  |  |  |  |  |  |  |  |  |  |  |  |  |  |  |  |  |  |  |  |  |  |  |  |  |  |  |  |  |  |  |  |  |  |  |  |  |  |  |  |  |  |  |  |  |  |  |  |  |  |  |  |  |  |  |  |  |  |  |  |  |  |  |  |  |  |  |  |  |  |  |  |  |  |  |  |  |  |  |  |  |  |  |  |  |  |  |  |  |  |  |  |  |  |  |  |  |  |  |  |  |  |  |  |  |  |  |  |  |  |  |  |  |  |  |  |  |  |  |  |  |  |  |  |  |  |  |  |  |  |  |  |  |  |  |  |  |  |  |  |  |  |  |  |  |  |  |  |  |  |  |  |  |  |  |  |  |  |  |  |  |  |  |  |  |  |  |  |  |  |  |  |  |  |  |  |  |  |  |  |  |  |  |  |  |  |  |  |  |  |  |  |  |  |  |  |  |  |  |  |  |  |  |  |  |  |  |  |  |  |  |  |  |  |  |  |  |  |  |  |  |  |  |  |  |  |  |  |  |  |  |  |  |  |  |  |  |  |  |  |  |  |  |  |  |  |  |  |  |  |  |  |  |  |  |  |  |  |  |  |  |  |  |  |  |  |  |  |  |  |  |  |  |  |  |  |  |  |  |  |  |  |  |  |  |  |  |  |  |  |  |  |  |  |  |  |  |  |  |  |  |  |  |  |  |  |  |  |  |  |  |  |  |  |  |  |  |  |  |  |  |  |  |  |  |  |  |  |  |  |  |  |  |  |  |  |  |  |  |  |  |  |  |  |  |  |  |  |  |  |  |  |  |  |  |  |  |  |  |  |  |  |  |  |  |  |  |  |  |  |  |  |  |  |  |  |  |  |  |  |  |  |  |  |  |  |  |  |  |  |  |  |  |  |  |  |  |  |  |  |  |  |  |  |  |  |  |  |  |  |  |  |  |  |  |  |  |  |  |  |  |  |  |  |  |  |  |  |
| 5- 8                 |          |          |  |  |  |  |  |  |  |  |  | 0- 1            |       | 0- 0              |  | HOME           |  | 0- 1                 |     |                           |            | 5- 6     |  |          |       |           |          |               |  |  |  |    |    |  |  |  |  |       |       |                 |  |  |  |  |  |  |  |  |  |  |       |    |  |  |  |  |  |  |  |  |  |  |  |  |  |  |  |  |  |  |  |  |  |  |  |  |  |  |  |  |  |  |  |  |  |  |  |  |  |  |  |  |  |  |  |  |  |  |  |  |  |  |  |  |  |  |  |  |  |  |  |  |  |  |  |  |  |  |  |  |  |  |  |  |  |  |  |  |  |  |  |  |  |  |  |  |  |  |  |  |  |  |  |  |  |  |  |  |  |  |  |  |  |  |  |  |  |  |  |  |  |  |  |  |  |  |  |  |  |  |  |  |  |  |  |  |  |  |  |  |  |  |  |  |  |  |  |  |  |  |  |  |  |  |  |  |  |  |  |  |  |  |  |  |  |  |  |  |  |  |  |  |  |  |  |  |  |  |  |  |  |  |  |  |  |  |  |  |  |  |  |  |  |  |  |  |  |  |  |  |  |  |  |  |  |  |  |  |  |  |  |  |  |  |  |  |  |  |  |  |  |  |  |  |  |  |  |  |  |  |  |  |  |  |  |  |  |  |  |  |  |  |  |  |  |  |  |  |  |  |  |  |  |  |  |  |  |  |  |  |  |  |  |  |  |  |  |  |  |  |  |  |  |  |  |  |  |  |  |  |  |  |  |  |  |  |  |  |  |  |  |  |  |  |  |  |  |  |  |  |  |  |  |  |  |  |  |  |  |  |  |  |  |  |  |  |  |  |  |  |  |  |  |  |  |  |  |  |  |  |  |  |  |  |  |  |  |  |  |  |  |  |  |  |  |  |  |  |  |  |  |  |  |  |  |  |  |  |  |  |  |  |  |  |  |  |  |  |  |  |  |  |  |  |  |  |  |  |  |  |  |  |  |  |  |  |  |  |  |  |  |  |  |  |  |  |  |  |  |  |  |  |  |  |  |  |  |  |  |  |  |  |  |  |  |  |  |  |  |  |  |  |  |  |  |  |  |  |  |  |  |  |  |  |  |  |  |  |  |  |  |  |  |  |  |  |  |  |  |  |  |  |  |  |  |  |  |  |  |  |  |  |  |  |  |  |  |  |  |  |  |  |  |  |  |  |  |  |  |  |  |  |  |  |  |  |  |  |  |  |  |  |  |  |  |  |  |  |  |  |  |  |  |  |  |  |  |  |  |  |  |  |  |  |  |  |  |  |  |  |  |  |  |  |  |  |  |  |  |  |  |  |  |  |  |  |  |  |  |  |  |  |  |  |  |  |  |  |  |  |  |  |  |  |  |  |  |  |  |  |  |  |  |  |  |  |  |  |  |  |  |  |  |  |  |  |  |  |  |  |  |  |  |  |  |  |  |  |  |  |  |  |  |  |  |  |  |  |  |  |  |  |  |  |  |  |  |  |  |  |  |  |  |  |  |  |  |  |  |  |  |  |  |  |  |  |  |  |  |  |  |  |  |  |  |  |  |  |  |  |  |  |  |  |  |  |  |  |  |  |  |  |  |  |  |  |  |  |  |  |  |  |  |  |  |  |  |  |  |  |  |  |  |  |  |  |  |  |  |  |  |  |  |  |  |  |  |  |  |  |  |  |  |  |  |  |  |  |  |  |  |  |  |  |  |  |  |  |  |  |  |  |  |  |  |  |  |  |  |  |  |  |  |  |  |  |  |  |  |  |  |  |  |  |  |  |  |  |  |  |  |  |  |  |  |  |  |  |  |  |  |  |  |  |  |  |  |  |  |  |  |  |  |  |  |  |  |  |  |  |  |  |  |  |  |  |  |  |  |  |  |  |  |  |  |  |  |  |  |  |  |  |  |  |  |  |  |  |  |  |  |  |  |  |  |  |  |  |  |  |  |  |  |  |
| 0- 12                |          |          |  |  |  |  |  |  |  |  |  | 0- 0            |       | 0- 0              |  | AWAY           |  | 0- 0                 |     |                           |            | 0- 12    |  |          |       |           |          |               |  |  |  |    |    |  |  |  |  |       |       |                 |  |  |  |  |  |  |  |  |  |  |       |    |  |  |  |  |  |  |  |  |  |  |  |  |  |  |  |  |  |  |  |  |  |  |  |  |  |  |  |  |  |  |  |  |  |  |  |  |  |  |  |  |  |  |  |  |  |  |  |  |  |  |  |  |  |  |  |  |  |  |  |  |  |  |  |  |  |  |  |  |  |  |  |  |  |  |  |  |  |  |  |  |  |  |  |  |  |  |  |  |  |  |  |  |  |  |  |  |  |  |  |  |  |  |  |  |  |  |  |  |  |  |  |  |  |  |  |  |  |  |  |  |  |  |  |  |  |  |  |  |  |  |  |  |  |  |  |  |  |  |  |  |  |  |  |  |  |  |  |  |  |  |  |  |  |  |  |  |  |  |  |  |  |  |  |  |  |  |  |  |  |  |  |  |  |  |  |  |  |  |  |  |  |  |  |  |  |  |  |  |  |  |  |  |  |  |  |  |  |  |  |  |  |  |  |  |  |  |  |  |  |  |  |  |  |  |  |  |  |  |  |  |  |  |  |  |  |  |  |  |  |  |  |  |  |  |  |  |  |  |  |  |  |  |  |  |  |  |  |  |  |  |  |  |  |  |  |  |  |  |  |  |  |  |  |  |  |  |  |  |  |  |  |  |  |  |  |  |  |  |  |  |  |  |  |  |  |  |  |  |  |  |  |  |  |  |  |  |  |  |  |  |  |  |  |  |  |  |  |  |  |  |  |  |  |  |  |  |  |  |  |  |  |  |  |  |  |  |  |  |  |  |  |  |  |  |  |  |  |  |  |  |  |  |  |  |  |  |  |  |  |  |  |  |  |  |  |  |  |  |  |  |  |  |  |  |  |  |  |  |  |  |  |  |  |  |  |  |  |  |  |  |  |  |  |  |  |  |  |  |  |  |  |  |  |  |  |  |  |  |  |  |  |  |  |  |  |  |  |  |  |  |  |  |  |  |  |  |  |  |  |  |  |  |  |  |  |  |  |  |  |  |  |  |  |  |  |  |  |  |  |  |  |  |  |  |  |  |  |  |  |  |  |  |  |  |  |  |  |  |  |  |  |  |  |  |  |  |  |  |  |  |  |  |  |  |  |  |  |  |  |  |  |  |  |  |  |  |  |  |  |  |  |  |  |  |  |  |  |  |  |  |  |  |  |  |  |  |  |  |  |  |  |  |  |  |  |  |  |  |  |  |  |  |  |  |  |  |  |  |  |  |  |  |  |  |  |  |  |  |  |  |  |  |  |  |  |  |  |  |  |  |  |  |  |  |  |  |  |  |  |  |  |  |  |  |  |  |  |  |  |  |  |  |  |  |  |  |  |  |  |  |  |  |  |  |  |  |  |  |  |  |  |  |  |  |  |  |  |  |  |  |  |  |  |  |  |  |  |  |  |  |  |  |  |  |  |  |  |  |  |  |  |  |  |  |  |  |  |  |  |  |  |  |  |  |  |  |  |  |  |  |  |  |  |  |  |  |  |  |  |  |  |  |  |  |  |  |  |  |  |  |  |  |  |  |  |  |  |  |  |  |  |  |  |  |  |  |  |  |  |  |  |  |  |  |  |  |  |  |  |  |  |  |  |  |  |  |  |  |  |  |  |  |  |  |  |  |  |  |  |  |  |  |  |  |  |  |  |  |  |  |  |  |  |  |  |  |  |  |  |  |  |  |  |  |  |  |  |  |  |  |  |  |  |  |  |  |  |  |  |  |  |  |  |  |  |  |  |  |  |  |  |  |  |  |  |  |  |  |  |  |  |  |  |  |  |  |  |  |  |  |  |  |  |  |  |  |  |  |  |  |  |  |  |  |  |  |  |  |  |  |  |  |
| 0- 2                 |          |          |  |  |  |  |  |  |  |  |  | 0- 0            |       | 0- 0              |  | NEUTRAL        |  | 0- 0                 |     |                           |            | 0- 2     |  |          |       |           |          |               |  |  |  |    |    |  |  |  |  |       |       |                 |  |  |  |  |  |  |  |  |  |  |       |    |  |  |  |  |  |  |  |  |  |  |  |  |  |  |  |  |  |  |  |  |  |  |  |  |  |  |  |  |  |  |  |  |  |  |  |  |  |  |  |  |  |  |  |  |  |  |  |  |  |  |  |  |  |  |  |  |  |  |  |  |  |  |  |  |  |  |  |  |  |  |  |  |  |  |  |  |  |  |  |  |  |  |  |  |  |  |  |  |  |  |  |  |  |  |  |  |  |  |  |  |  |  |  |  |  |  |  |  |  |  |  |  |  |  |  |  |  |  |  |  |  |  |  |  |  |  |  |  |  |  |  |  |  |  |  |  |  |  |  |  |  |  |  |  |  |  |  |  |  |  |  |  |  |  |  |  |  |  |  |  |  |  |  |  |  |  |  |  |  |  |  |  |  |  |  |  |  |  |  |  |  |  |  |  |  |  |  |  |  |  |  |  |  |  |  |  |  |  |  |  |  |  |  |  |  |  |  |  |  |  |  |  |  |  |  |  |  |  |  |  |  |  |  |  |  |  |  |  |  |  |  |  |  |  |  |  |  |  |  |  |  |  |  |  |  |  |  |  |  |  |  |  |  |  |  |  |  |  |  |  |  |  |  |  |  |  |  |  |  |  |  |  |  |  |  |  |  |  |  |  |  |  |  |  |  |  |  |  |  |  |  |  |  |  |  |  |  |  |  |  |  |  |  |  |  |  |  |  |  |  |  |  |  |  |  |  |  |  |  |  |  |  |  |  |  |  |  |  |  |  |  |  |  |  |  |  |  |  |  |  |  |  |  |  |  |  |  |  |  |  |  |  |  |  |  |  |  |  |  |  |  |  |  |  |  |  |  |  |  |  |  |  |  |  |  |  |  |  |  |  |  |  |  |  |  |  |  |  |  |  |  |  |  |  |  |  |  |  |  |  |  |  |  |  |  |  |  |  |  |  |  |  |  |  |  |  |  |  |  |  |  |  |  |  |  |  |  |  |  |  |  |  |  |  |  |  |  |  |  |  |  |  |  |  |  |  |  |  |  |  |  |  |  |  |  |  |  |  |  |  |  |  |  |  |  |  |  |  |  |  |  |  |  |  |  |  |  |  |  |  |  |  |  |  |  |  |  |  |  |  |  |  |  |  |  |  |  |  |  |  |  |  |  |  |  |  |  |  |  |  |  |  |  |  |  |  |  |  |  |  |  |  |  |  |  |  |  |  |  |  |  |  |  |  |  |  |  |  |  |  |  |  |  |  |  |  |  |  |  |  |  |  |  |  |  |  |  |  |  |  |  |  |  |  |  |  |  |  |  |  |  |  |  |  |  |  |  |  |  |  |  |  |  |  |  |  |  |  |  |  |  |  |  |  |  |  |  |  |  |  |  |  |  |  |  |  |  |  |  |  |  |  |  |  |  |  |  |  |  |  |  |  |  |  |  |  |  |  |  |  |  |  |  |  |  |  |  |  |  |  |  |  |  |  |  |  |  |  |  |  |  |  |  |  |  |  |  |  |  |  |  |  |  |  |  |  |  |  |  |  |  |  |  |  |  |  |  |  |  |  |  |  |  |  |  |  |  |  |  |  |  |  |  |  |  |  |  |  |  |  |  |  |  |  |  |  |  |  |  |  |  |  |  |  |  |  |  |  |  |  |  |  |  |  |  |  |  |  |  |  |  |  |  |  |  |  |  |  |  |  |  |  |  |  |  |  |  |  |  |  |  |  |  |  |  |  |  |  |  |  |  |  |  |  |  |  |  |  |  |  |  |  |  |  |  |  |  |  |  |  |  |  |  |  |  |  |  |  |  |  |  |  |  |  |  |  |  |  |  |  |  |  |
| 2- 10                |          |          |  |  |  |  |  |  |  |  |  | 0- 1            |       | 0- 0              |  | NON-CONFERENCE |  | 0- 1                 |     |                           |            | 2- 8     |  |          |       |           |          |               |  |  |  |    |    |  |  |  |  |       |       |                 |  |  |  |  |  |  |  |  |  |  |       |    |  |  |  |  |  |  |  |  |  |  |  |  |  |  |  |  |  |  |  |  |  |  |  |  |  |  |  |  |  |  |  |  |  |  |  |  |  |  |  |  |  |  |  |  |  |  |  |  |  |  |  |  |  |  |  |  |  |  |  |  |  |  |  |  |  |  |  |  |  |  |  |  |  |  |  |  |  |  |  |  |  |  |  |  |  |  |  |  |  |  |  |  |  |  |  |  |  |  |  |  |  |  |  |  |  |  |  |  |  |  |  |  |  |  |  |  |  |  |  |  |  |  |  |  |  |  |  |  |  |  |  |  |  |  |  |  |  |  |  |  |  |  |  |  |  |  |  |  |  |  |  |  |  |  |  |  |  |  |  |  |  |  |  |  |  |  |  |  |  |  |  |  |  |  |  |  |  |  |  |  |  |  |  |  |  |  |  |  |  |  |  |  |  |  |  |  |  |  |  |  |  |  |  |  |  |  |  |  |  |  |  |  |  |  |  |  |  |  |  |  |  |  |  |  |  |  |  |  |  |  |  |  |  |  |  |  |  |  |  |  |  |  |  |  |  |  |  |  |  |  |  |  |  |  |  |  |  |  |  |  |  |  |  |  |  |  |  |  |  |  |  |  |  |  |  |  |  |  |  |  |  |  |  |  |  |  |  |  |  |  |  |  |  |  |  |  |  |  |  |  |  |  |  |  |  |  |  |  |  |  |  |  |  |  |  |  |  |  |  |  |  |  |  |  |  |  |  |  |  |  |  |  |  |  |  |  |  |  |  |  |  |  |  |  |  |  |  |  |  |  |  |  |  |  |  |  |  |  |  |  |  |  |  |  |  |  |  |  |  |  |  |  |  |  |  |  |  |  |  |  |  |  |  |  |  |  |  |  |  |  |  |  |  |  |  |  |  |  |  |  |  |  |  |  |  |  |  |  |  |  |  |  |  |  |  |  |  |  |  |  |  |  |  |  |  |  |  |  |  |  |  |  |  |  |  |  |  |  |  |  |  |  |  |  |  |  |  |  |  |  |  |  |  |  |  |  |  |  |  |  |  |  |  |  |  |  |  |  |  |  |  |  |  |  |  |  |  |  |  |  |  |  |  |  |  |  |  |  |  |  |  |  |  |  |  |  |  |  |  |  |  |  |  |  |  |  |  |  |  |  |  |  |  |  |  |  |  |  |  |  |  |  |  |  |  |  |  |  |  |  |  |  |  |  |  |  |  |  |  |  |  |  |  |  |  |  |  |  |  |  |  |  |  |  |  |  |  |  |  |  |  |  |  |  |  |  |  |  |  |  |  |  |  |  |  |  |  |  |  |  |  |  |  |  |  |  |  |  |  |  |  |  |  |  |  |  |  |  |  |  |  |  |  |  |  |  |  |  |  |  |  |  |  |  |  |  |  |  |  |  |  |  |  |  |  |  |  |  |  |  |  |  |  |  |  |  |  |  |  |  |  |  |  |  |  |  |  |  |  |  |  |  |  |  |  |  |  |  |  |  |  |  |  |  |  |  |  |  |  |  |  |  |  |  |  |  |  |  |  |  |  |  |  |  |  |  |  |  |  |  |  |  |  |  |  |  |  |  |  |  |  |  |  |  |  |  |  |  |  |  |  |  |  |  |  |  |  |  |  |  |  |  |  |  |  |  |  |  |  |  |  |  |  |  |  |  |  |  |  |  |  |  |  |  |  |  |  |  |  |  |  |  |  |  |  |  |  |  |  |  |  |  |  |  |  |  |  |  |  |  |  |  |  |  |  |  |  |  |  |  |  |  |  |  |  |  |  |  |  |  |  |  |  |  |  |  |  |  |  |  |  |  |
| 2- 4                 |          |          |  |  |  |  |  |  |  |  |  | 0- 1            |       | 0- 0              |  | HOME           |  | 0- 1                 |     |                           |            | 2- 2     |  |          |       |           |          |               |  |  |  |    |    |  |  |  |  |       |       |                 |  |  |  |  |  |  |  |  |  |  |       |    |  |  |  |  |  |  |  |  |  |  |  |  |  |  |  |  |  |  |  |  |  |  |  |  |  |  |  |  |  |  |  |  |  |  |  |  |  |  |  |  |  |  |  |  |  |  |  |  |  |  |  |  |  |  |  |  |  |  |  |  |  |  |  |  |  |  |  |  |  |  |  |  |  |  |  |  |  |  |  |  |  |  |  |  |  |  |  |  |  |  |  |  |  |  |  |  |  |  |  |  |  |  |  |  |  |  |  |  |  |  |  |  |  |  |  |  |  |  |  |  |  |  |  |  |  |  |  |  |  |  |  |  |  |  |  |  |  |  |  |  |  |  |  |  |  |  |  |  |  |  |  |  |  |  |  |  |  |  |  |  |  |  |  |  |  |  |  |  |  |  |  |  |  |  |  |  |  |  |  |  |  |  |  |  |  |  |  |  |  |  |  |  |  |  |  |  |  |  |  |  |  |  |  |  |  |  |  |  |  |  |  |  |  |  |  |  |  |  |  |  |  |  |  |  |  |  |  |  |  |  |  |  |  |  |  |  |  |  |  |  |  |  |  |  |  |  |  |  |  |  |  |  |  |  |  |  |  |  |  |  |  |  |  |  |  |  |  |  |  |  |  |  |  |  |  |  |  |  |  |  |  |  |  |  |  |  |  |  |  |  |  |  |  |  |  |  |  |  |  |  |  |  |  |  |  |  |  |  |  |  |  |  |  |  |  |  |  |  |  |  |  |  |  |  |  |  |  |  |  |  |  |  |  |  |  |  |  |  |  |  |  |  |  |  |  |  |  |  |  |  |  |  |  |  |  |  |  |  |  |  |  |  |  |  |  |  |  |  |  |  |  |  |  |  |  |  |  |  |  |  |  |  |  |  |  |  |  |  |  |  |  |  |  |  |  |  |  |  |  |  |  |  |  |  |  |  |  |  |  |  |  |  |  |  |  |  |  |  |  |  |  |  |  |  |  |  |  |  |  |  |  |  |  |  |  |  |  |  |  |  |  |  |  |  |  |  |  |  |  |  |  |  |  |  |  |  |  |  |  |  |  |  |  |  |  |  |  |  |  |  |  |  |  |  |  |  |  |  |  |  |  |  |  |  |  |  |  |  |  |  |  |  |  |  |  |  |  |  |  |  |  |  |  |  |  |  |  |  |  |  |  |  |  |  |  |  |  |  |  |  |  |  |  |  |  |  |  |  |  |  |  |  |  |  |  |  |  |  |  |  |  |  |  |  |  |  |  |  |  |  |  |  |  |  |  |  |  |  |  |  |  |  |  |  |  |  |  |  |  |  |  |  |  |  |  |  |  |  |  |  |  |  |  |  |  |  |  |  |  |  |  |  |  |  |  |  |  |  |  |  |  |  |  |  |  |  |  |  |  |  |  |  |  |  |  |  |  |  |  |  |  |  |  |  |  |  |  |  |  |  |  |  |  |  |  |  |  |  |  |  |  |  |  |  |  |  |  |  |  |  |  |  |  |  |  |  |  |  |  |  |  |  |  |  |  |  |  |  |  |  |  |  |  |  |  |  |  |  |  |  |  |  |  |  |  |  |  |  |  |  |  |  |  |  |  |  |  |  |  |  |  |  |  |  |  |  |  |  |  |  |  |  |  |  |  |  |  |  |  |  |  |  |  |  |  |  |  |  |  |  |  |  |  |  |  |  |  |  |  |  |  |  |  |  |  |  |  |  |  |  |  |  |  |  |  |  |  |  |  |  |  |  |  |  |  |  |  |  |  |  |  |  |  |  |  |  |  |  |  |  |  |  |  |  |  |  |  |  |  |  |  |  |  |  |  |  |  |  |  |  |  |  |
| 0- 5                 |          |          |  |  |  |  |  |  |  |  |  | 0- 0            |       | 0- 0              |  | AWAY           |  | 0- 0                 |     |                           |            | 0- 5     |  |          |       |           |          |               |  |  |  |    |    |  |  |  |  |       |       |                 |  |  |  |  |  |  |  |  |  |  |       |    |  |  |  |  |  |  |  |  |  |  |  |  |  |  |  |  |  |  |  |  |  |  |  |  |  |  |  |  |  |  |  |  |  |  |  |  |  |  |  |  |  |  |  |  |  |  |  |  |  |  |  |  |  |  |  |  |  |  |  |  |  |  |  |  |  |  |  |  |  |  |  |  |  |  |  |  |  |  |  |  |  |  |  |  |  |  |  |  |  |  |  |  |  |  |  |  |  |  |  |  |  |  |  |  |  |  |  |  |  |  |  |  |  |  |  |  |  |  |  |  |  |  |  |  |  |  |  |  |  |  |  |  |  |  |  |  |  |  |  |  |  |  |  |  |  |  |  |  |  |  |  |  |  |  |  |  |  |  |  |  |  |  |  |  |  |  |  |  |  |  |  |  |  |  |  |  |  |  |  |  |  |  |  |  |  |  |  |  |  |  |  |  |  |  |  |  |  |  |  |  |  |  |  |  |  |  |  |  |  |  |  |  |  |  |  |  |  |  |  |  |  |  |  |  |  |  |  |  |  |  |  |  |  |  |  |  |  |  |  |  |  |  |  |  |  |  |  |  |  |  |  |  |  |  |  |  |  |  |  |  |  |  |  |  |  |  |  |  |  |  |  |  |  |  |  |  |  |  |  |  |  |  |  |  |  |  |  |  |  |  |  |  |  |  |  |  |  |  |  |  |  |  |  |  |  |  |  |  |  |  |  |  |  |  |  |  |  |  |  |  |  |  |  |  |  |  |  |  |  |  |  |  |  |  |  |  |  |  |  |  |  |  |  |  |  |  |  |  |  |  |  |  |  |  |  |  |  |  |  |  |  |  |  |  |  |  |  |  |  |  |  |  |  |  |  |  |  |  |  |  |  |  |  |  |  |  |  |  |  |  |  |  |  |  |  |  |  |  |  |  |  |  |  |  |  |  |  |  |  |  |  |  |  |  |  |  |  |  |  |  |  |  |  |  |  |  |  |  |  |  |  |  |  |  |  |  |  |  |  |  |  |  |  |  |  |  |  |  |  |  |  |  |  |  |  |  |  |  |  |  |  |  |  |  |  |  |  |  |  |  |  |  |  |  |  |  |  |  |  |  |  |  |  |  |  |  |  |  |  |  |  |  |  |  |  |  |  |  |  |  |  |  |  |  |  |  |  |  |  |  |  |  |  |  |  |  |  |  |  |  |  |  |  |  |  |  |  |  |  |  |  |  |  |  |  |  |  |  |  |  |  |  |  |  |  |  |  |  |  |  |  |  |  |  |  |  |  |  |  |  |  |  |  |  |  |  |  |  |  |  |  |  |  |  |  |  |  |  |  |  |  |  |  |  |  |  |  |  |  |  |  |  |  |  |  |  |  |  |  |  |  |  |  |  |  |  |  |  |  |  |  |  |  |  |  |  |  |  |  |  |  |  |  |  |  |  |  |  |  |  |  |  |  |  |  |  |  |  |  |  |  |  |  |  |  |  |  |  |  |  |  |  |  |  |  |  |  |  |  |  |  |  |  |  |  |  |  |  |  |  |  |  |  |  |  |  |  |  |  |  |  |  |  |  |  |  |  |  |  |  |  |  |  |  |  |  |  |  |  |  |  |  |  |  |  |  |  |  |  |  |  |  |  |  |  |  |  |  |  |  |  |  |  |  |  |  |  |  |  |  |  |  |  |  |  |  |  |  |  |  |  |  |  |  |  |  |  |  |  |  |  |  |  |  |  |  |  |  |  |  |  |  |  |  |  |  |  |  |  |  |  |  |  |  |  |  |  |  |  |  |  |  |  |  |  |  |  |  |  |  |  |  |  |  |  |  |  |  |  |  |  |  |
| 0- 1                 |          |          |  |  |  |  |  |  |  |  |  | 0- 0            |       | 0- 0              |  | NEUTRAL        |  | 0- 0                 |     |                           |            | 0- 1     |  |          |       |           |          |               |  |  |  |    |    |  |  |  |  |       |       |                 |  |  |  |  |  |  |  |  |  |  |       |    |  |  |  |  |  |  |  |  |  |  |  |  |  |  |  |  |  |  |  |  |  |  |  |  |  |  |  |  |  |  |  |  |  |  |  |  |  |  |  |  |  |  |  |  |  |  |  |  |  |  |  |  |  |  |  |  |  |  |  |  |  |  |  |  |  |  |  |  |  |  |  |  |  |  |  |  |  |  |  |  |  |  |  |  |  |  |  |  |  |  |  |  |  |  |  |  |  |  |  |  |  |  |  |  |  |  |  |  |  |  |  |  |  |  |  |  |  |  |  |  |  |  |  |  |  |  |  |  |  |  |  |  |  |  |  |  |  |  |  |  |  |  |  |  |  |  |  |  |  |  |  |  |  |  |  |  |  |  |  |  |  |  |  |  |  |  |  |  |  |  |  |  |  |  |  |  |  |  |  |  |  |  |  |  |  |  |  |  |  |  |  |  |  |  |  |  |  |  |  |  |  |  |  |  |  |  |  |  |  |  |  |  |  |  |  |  |  |  |  |  |  |  |  |  |  |  |  |  |  |  |  |  |  |  |  |  |  |  |  |  |  |  |  |  |  |  |  |  |  |  |  |  |  |  |  |  |  |  |  |  |  |  |  |  |  |  |  |  |  |  |  |  |  |  |  |  |  |  |  |  |  |  |  |  |  |  |  |  |  |  |  |  |  |  |  |  |  |  |  |  |  |  |  |  |  |  |  |  |  |  |  |  |  |  |  |  |  |  |  |  |  |  |  |  |  |  |  |  |  |  |  |  |  |  |  |  |  |  |  |  |  |  |  |  |  |  |  |  |  |  |  |  |  |  |  |  |  |  |  |  |  |  |  |  |  |  |  |  |  |  |  |  |  |  |  |  |  |  |  |  |  |  |  |  |  |  |  |  |  |  |  |  |  |  |  |  |  |  |  |  |  |  |  |  |  |  |  |  |  |  |  |  |  |  |  |  |  |  |  |  |  |  |  |  |  |  |  |  |  |  |  |  |  |  |  |  |  |  |  |  |  |  |  |  |  |  |  |  |  |  |  |  |  |  |  |  |  |  |  |  |  |  |  |  |  |  |  |  |  |  |  |  |  |  |  |  |  |  |  |  |  |  |  |  |  |  |  |  |  |  |  |  |  |  |  |  |  |  |  |  |  |  |  |  |  |  |  |  |  |  |  |  |  |  |  |  |  |  |  |  |  |  |  |  |  |  |  |  |  |  |  |  |  |  |  |  |  |  |  |  |  |  |  |  |  |  |  |  |  |  |  |  |  |  |  |  |  |  |  |  |  |  |  |  |  |  |  |  |  |  |  |  |  |  |  |  |  |  |  |  |  |  |  |  |  |  |  |  |  |  |  |  |  |  |  |  |  |  |  |  |  |  |  |  |  |  |  |  |  |  |  |  |  |  |  |  |  |  |  |  |  |  |  |  |  |  |  |  |  |  |  |  |  |  |  |  |  |  |  |  |  |  |  |  |  |  |  |  |  |  |  |  |  |  |  |  |  |  |  |  |  |  |  |  |  |  |  |  |  |  |  |  |  |  |  |  |  |  |  |  |  |  |  |  |  |  |  |  |  |  |  |  |  |  |  |  |  |  |  |  |  |  |  |  |  |  |  |  |  |  |  |  |  |  |  |  |  |  |  |  |  |  |  |  |  |  |  |  |  |  |  |  |  |  |  |  |  |  |  |  |  |  |  |  |  |  |  |  |  |  |  |  |  |  |  |  |  |  |  |  |  |  |  |  |  |  |  |  |  |  |  |  |  |  |  |  |  |  |  |  |  |  |  |  |  |  |  |  |  |  |  |  |  |  |  |  |  |  |  |  |  |  |
| 3- 12                |          |          |  |  |  |  |  |  |  |  |  | 0- 0            |       | 0- 0              |  | CONFERENCE     |  | 0- 0                 |     |                           |            | 3- 12    |  |          |       |           |          |               |  |  |  |    |    |  |  |  |  |       |       |                 |  |  |  |  |  |  |  |  |  |  |       |    |  |  |  |  |  |  |  |  |  |  |  |  |  |  |  |  |  |  |  |  |  |  |  |  |  |  |  |  |  |  |  |  |  |  |  |  |  |  |  |  |  |  |  |  |  |  |  |  |  |  |  |  |  |  |  |  |  |  |  |  |  |  |  |  |  |  |  |  |  |  |  |  |  |  |  |  |  |  |  |  |  |  |  |  |  |  |  |  |  |  |  |  |  |  |  |  |  |  |  |  |  |  |  |  |  |  |  |  |  |  |  |  |  |  |  |  |  |  |  |  |  |  |  |  |  |  |  |  |  |  |  |  |  |  |  |  |  |  |  |  |  |  |  |  |  |  |  |  |  |  |  |  |  |  |  |  |  |  |  |  |  |  |  |  |  |  |  |  |  |  |  |  |  |  |  |  |  |  |  |  |  |  |  |  |  |  |  |  |  |  |  |  |  |  |  |  |  |  |  |  |  |  |  |  |  |  |  |  |  |  |  |  |  |  |  |  |  |  |  |  |  |  |  |  |  |  |  |  |  |  |  |  |  |  |  |  |  |  |  |  |  |  |  |  |  |  |  |  |  |  |  |  |  |  |  |  |  |  |  |  |  |  |  |  |  |  |  |  |  |  |  |  |  |  |  |  |  |  |  |  |  |  |  |  |  |  |  |  |  |  |  |  |  |  |  |  |  |  |  |  |  |  |  |  |  |  |  |  |  |  |  |  |  |  |  |  |  |  |  |  |  |  |  |  |  |  |  |  |  |  |  |  |  |  |  |  |  |  |  |  |  |  |  |  |  |  |  |  |  |  |  |  |  |  |  |  |  |  |  |  |  |  |  |  |  |  |  |  |  |  |  |  |  |  |  |  |  |  |  |  |  |  |  |  |  |  |  |  |  |  |  |  |  |  |  |  |  |  |  |  |  |  |  |  |  |  |  |  |  |  |  |  |  |  |  |  |  |  |  |  |  |  |  |  |  |  |  |  |  |  |  |  |  |  |  |  |  |  |  |  |  |  |  |  |  |  |  |  |  |  |  |  |  |  |  |  |  |  |  |  |  |  |  |  |  |  |  |  |  |  |  |  |  |  |  |  |  |  |  |  |  |  |  |  |  |  |  |  |  |  |  |  |  |  |  |  |  |  |  |  |  |  |  |  |  |  |  |  |  |  |  |  |  |  |  |  |  |  |  |  |  |  |  |  |  |  |  |  |  |  |  |  |  |  |  |  |  |  |  |  |  |  |  |  |  |  |  |  |  |  |  |  |  |  |  |  |  |  |  |  |  |  |  |  |  |  |  |  |  |  |  |  |  |  |  |  |  |  |  |  |  |  |  |  |  |  |  |  |  |  |  |  |  |  |  |  |  |  |  |  |  |  |  |  |  |  |  |  |  |  |  |  |  |  |  |  |  |  |  |  |  |  |  |  |  |  |  |  |  |  |  |  |  |  |  |  |  |  |  |  |  |  |  |  |  |  |  |  |  |  |  |  |  |  |  |  |  |  |  |  |  |  |  |  |  |  |  |  |  |  |  |  |  |  |  |  |  |  |  |  |  |  |  |  |  |  |  |  |  |  |  |  |  |  |  |  |  |  |  |  |  |  |  |  |  |  |  |  |  |  |  |  |  |  |  |  |  |  |  |  |  |  |  |  |  |  |  |  |  |  |  |  |  |  |  |  |  |  |  |  |  |  |  |  |  |  |  |  |  |  |  |  |  |  |  |  |  |  |  |  |  |  |  |  |  |  |  |  |  |  |  |  |  |  |  |  |  |  |  |  |  |  |  |  |  |  |  |  |  |  |  |  |  |  |  |  |  |  |  |  |  |  |
| 3- 4                 |          |          |  |  |  |  |  |  |  |  |  | 0- 0            |       | 0- 0              |  | HOME           |  | 0- 0                 |     |                           |            | 3- 4     |  |          |       |           |          |               |  |  |  |    |    |  |  |  |  |       |       |                 |  |  |  |  |  |  |  |  |  |  |       |    |  |  |  |  |  |  |  |  |  |  |  |  |  |  |  |  |  |  |  |  |  |  |  |  |  |  |  |  |  |  |  |  |  |  |  |  |  |  |  |  |  |  |  |  |  |  |  |  |  |  |  |  |  |  |  |  |  |  |  |  |  |  |  |  |  |  |  |  |  |  |  |  |  |  |  |  |  |  |  |  |  |  |  |  |  |  |  |  |  |  |  |  |  |  |  |  |  |  |  |  |  |  |  |  |  |  |  |  |  |  |  |  |  |  |  |  |  |  |  |  |  |  |  |  |  |  |  |  |  |  |  |  |  |  |  |  |  |  |  |  |  |  |  |  |  |  |  |  |  |  |  |  |  |  |  |  |  |  |  |  |  |  |  |  |  |  |  |  |  |  |  |  |  |  |  |  |  |  |  |  |  |  |  |  |  |  |  |  |  |  |  |  |  |  |  |  |  |  |  |  |  |  |  |  |  |  |  |  |  |  |  |  |  |  |  |  |  |  |  |  |  |  |  |  |  |  |  |  |  |  |  |  |  |  |  |  |  |  |  |  |  |  |  |  |  |  |  |  |  |  |  |  |  |  |  |  |  |  |  |  |  |  |  |  |  |  |  |  |  |  |  |  |  |  |  |  |  |  |  |  |  |  |  |  |  |  |  |  |  |  |  |  |  |  |  |  |  |  |  |  |  |  |  |  |  |  |  |  |  |  |  |  |  |  |  |  |  |  |  |  |  |  |  |  |  |  |  |  |  |  |  |  |  |  |  |  |  |  |  |  |  |  |  |  |  |  |  |  |  |  |  |  |  |  |  |  |  |  |  |  |  |  |  |  |  |  |  |  |  |  |  |  |  |  |  |  |  |  |  |  |  |  |  |  |  |  |  |  |  |  |  |  |  |  |  |  |  |  |  |  |  |  |  |  |  |  |  |  |  |  |  |  |  |  |  |  |  |  |  |  |  |  |  |  |  |  |  |  |  |  |  |  |  |  |  |  |  |  |  |  |  |  |  |  |  |  |  |  |  |  |  |  |  |  |  |  |  |  |  |  |  |  |  |  |  |  |  |  |  |  |  |  |  |  |  |  |  |  |  |  |  |  |  |  |  |  |  |  |  |  |  |  |  |  |  |  |  |  |  |  |  |  |  |  |  |  |  |  |  |  |  |  |  |  |  |  |  |  |  |  |  |  |  |  |  |  |  |  |  |  |  |  |  |  |  |  |  |  |  |  |  |  |  |  |  |  |  |  |  |  |  |  |  |  |  |  |  |  |  |  |  |  |  |  |  |  |  |  |  |  |  |  |  |  |  |  |  |  |  |  |  |  |  |  |  |  |  |  |  |  |  |  |  |  |  |  |  |  |  |  |  |  |  |  |  |  |  |  |  |  |  |  |  |  |  |  |  |  |  |  |  |  |  |  |  |  |  |  |  |  |  |  |  |  |  |  |  |  |  |  |  |  |  |  |  |  |  |  |  |  |  |  |  |  |  |  |  |  |  |  |  |  |  |  |  |  |  |  |  |  |  |  |  |  |  |  |  |  |  |  |  |  |  |  |  |  |  |  |  |  |  |  |  |  |  |  |  |  |  |  |  |  |  |  |  |  |  |  |  |  |  |  |  |  |  |  |  |  |  |  |  |  |  |  |  |  |  |  |  |  |  |  |  |  |  |  |  |  |  |  |  |  |  |  |  |  |  |  |  |  |  |  |  |  |  |  |  |  |  |  |  |  |  |  |  |  |  |  |  |  |  |  |  |  |  |  |  |  |  |  |  |  |  |  |  |  |  |  |  |  |  |  |  |  |  |  |  |  |  |  |  |  |
| 0- 7                 |          |          |  |  |  |  |  |  |  |  |  | 0- 0            |       | 0- 0              |  | AWAY           |  | 0- 0                 |     |                           |            | 0- 7     |  |          |       |           |          |               |  |  |  |    |    |  |  |  |  |       |       |                 |  |  |  |  |  |  |  |  |  |  |       |    |  |  |  |  |  |  |  |  |  |  |  |  |  |  |  |  |  |  |  |  |  |  |  |  |  |  |  |  |  |  |  |  |  |  |  |  |  |  |  |  |  |  |  |  |  |  |  |  |  |  |  |  |  |  |  |  |  |  |  |  |  |  |  |  |  |  |  |  |  |  |  |  |  |  |  |  |  |  |  |  |  |  |  |  |  |  |  |  |  |  |  |  |  |  |  |  |  |  |  |  |  |  |  |  |  |  |  |  |  |  |  |  |  |  |  |  |  |  |  |  |  |  |  |  |  |  |  |  |  |  |  |  |  |  |  |  |  |  |  |  |  |  |  |  |  |  |  |  |  |  |  |  |  |  |  |  |  |  |  |  |  |  |  |  |  |  |  |  |  |  |  |  |  |  |  |  |  |  |  |  |  |  |  |  |  |  |  |  |  |  |  |  |  |  |  |  |  |  |  |  |  |  |  |  |  |  |  |  |  |  |  |  |  |  |  |  |  |  |  |  |  |  |  |  |  |  |  |  |  |  |  |  |  |  |  |  |  |  |  |  |  |  |  |  |  |  |  |  |  |  |  |  |  |  |  |  |  |  |  |  |  |  |  |  |  |  |  |  |  |  |  |  |  |  |  |  |  |  |  |  |  |  |  |  |  |  |  |  |  |  |  |  |  |  |  |  |  |  |  |  |  |  |  |  |  |  |  |  |  |  |  |  |  |  |  |  |  |  |  |  |  |  |  |  |  |  |  |  |  |  |  |  |  |  |  |  |  |  |  |  |  |  |  |  |  |  |  |  |  |  |  |  |  |  |  |  |  |  |  |  |  |  |  |  |  |  |  |  |  |  |  |  |  |  |  |  |  |  |  |  |  |  |  |  |  |  |  |  |  |  |  |  |  |  |  |  |  |  |  |  |  |  |  |  |  |  |  |  |  |  |  |  |  |  |  |  |  |  |  |  |  |  |  |  |  |  |  |  |  |  |  |  |  |  |  |  |  |  |  |  |  |  |  |  |  |  |  |  |  |  |  |  |  |  |  |  |  |  |  |  |  |  |  |  |  |  |  |  |  |  |  |  |  |  |  |  |  |  |  |  |  |  |  |  |  |  |  |  |  |  |  |  |  |  |  |  |  |  |  |  |  |  |  |  |  |  |  |  |  |  |  |  |  |  |  |  |  |  |  |  |  |  |  |  |  |  |  |  |  |  |  |  |  |  |  |  |  |  |  |  |  |  |  |  |  |  |  |  |  |  |  |  |  |  |  |  |  |  |  |  |  |  |  |  |  |  |  |  |  |  |  |  |  |  |  |  |  |  |  |  |  |  |  |  |  |  |  |  |  |  |  |  |  |  |  |  |  |  |  |  |  |  |  |  |  |  |  |  |  |  |  |  |  |  |  |  |  |  |  |  |  |  |  |  |  |  |  |  |  |  |  |  |  |  |  |  |  |  |  |  |  |  |  |  |  |  |  |  |  |  |  |  |  |  |  |  |  |  |  |  |  |  |  |  |  |  |  |  |  |  |  |  |  |  |  |  |  |  |  |  |  |  |  |  |  |  |  |  |  |  |  |  |  |  |  |  |  |  |  |  |  |  |  |  |  |  |  |  |  |  |  |  |  |  |  |  |  |  |  |  |  |  |  |  |  |  |  |  |  |  |  |  |  |  |  |  |  |  |  |  |  |  |  |  |  |  |  |  |  |  |  |  |  |  |  |  |  |  |  |  |  |  |  |  |  |  |  |  |  |  |  |  |  |  |  |  |  |  |  |  |  |  |  |  |  |  |  |  |  |  |  |  |  |  |  |  |  |  |  |  |  |  |
| 0- 1                 |          |          |  |  |  |  |  |  |  |  |  | 0- 0            |       | 0- 0              |  | NEUTRAL        |  | 0- 0                 |     |                           |            | 0- 1     |  |          |       |           |          |               |  |  |  |    |    |  |  |  |  |       |       |                 |  |  |  |  |  |  |  |  |  |  |       |    |  |  |  |  |  |  |  |  |  |  |  |  |  |  |  |  |  |  |  |  |  |  |  |  |  |  |  |  |  |  |  |  |  |  |  |  |  |  |  |  |  |  |  |  |  |  |  |  |  |  |  |  |  |  |  |  |  |  |  |  |  |  |  |  |  |  |  |  |  |  |  |  |  |  |  |  |  |  |  |  |  |  |  |  |  |  |  |  |  |  |  |  |  |  |  |  |  |  |  |  |  |  |  |  |  |  |  |  |  |  |  |  |  |  |  |  |  |  |  |  |  |  |  |  |  |  |  |  |  |  |  |  |  |  |  |  |  |  |  |  |  |  |  |  |  |  |  |  |  |  |  |  |  |  |  |  |  |  |  |  |  |  |  |  |  |  |  |  |  |  |  |  |  |  |  |  |  |  |  |  |  |  |  |  |  |  |  |  |  |  |  |  |  |  |  |  |  |  |  |  |  |  |  |  |  |  |  |  |  |  |  |  |  |  |  |  |  |  |  |  |  |  |  |  |  |  |  |  |  |  |  |  |  |  |  |  |  |  |  |  |  |  |  |  |  |  |  |  |  |  |  |  |  |  |  |  |  |  |  |  |  |  |  |  |  |  |  |  |  |  |  |  |  |  |  |  |  |  |  |  |  |  |  |  |  |  |  |  |  |  |  |  |  |  |  |  |  |  |  |  |  |  |  |  |  |  |  |  |  |  |  |  |  |  |  |  |  |  |  |  |  |  |  |  |  |  |  |  |  |  |  |  |  |  |  |  |  |  |  |  |  |  |  |  |  |  |  |  |  |  |  |  |  |  |  |  |  |  |  |  |  |  |  |  |  |  |  |  |  |  |  |  |  |  |  |  |  |  |  |  |  |  |  |  |  |  |  |  |  |  |  |  |  |  |  |  |  |  |  |  |  |  |  |  |  |  |  |  |  |  |  |  |  |  |  |  |  |  |  |  |  |  |  |  |  |  |  |  |  |  |  |  |  |  |  |  |  |  |  |  |  |  |  |  |  |  |  |  |  |  |  |  |  |  |  |  |  |  |  |  |  |  |  |  |  |  |  |  |  |  |  |  |  |  |  |  |  |  |  |  |  |  |  |  |  |  |  |  |  |  |  |  |  |  |  |  |  |  |  |  |  |  |  |  |  |  |  |  |  |  |  |  |  |  |  |  |  |  |  |  |  |  |  |  |  |  |  |  |  |  |  |  |  |  |  |  |  |  |  |  |  |  |  |  |  |  |  |  |  |  |  |  |  |  |  |  |  |  |  |  |  |  |  |  |  |  |  |  |  |  |  |  |  |  |  |  |  |  |  |  |  |  |  |  |  |  |  |  |  |  |  |  |  |  |  |  |  |  |  |  |  |  |  |  |  |  |  |  |  |  |  |  |  |  |  |  |  |  |  |  |  |  |  |  |  |  |  |  |  |  |  |  |  |  |  |  |  |  |  |  |  |  |  |  |  |  |  |  |  |  |  |  |  |  |  |  |  |  |  |  |  |  |  |  |  |  |  |  |  |  |  |  |  |  |  |  |  |  |  |  |  |  |  |  |  |  |  |  |  |  |  |  |  |  |  |  |  |  |  |  |  |  |  |  |  |  |  |  |  |  |  |  |  |  |  |  |  |  |  |  |  |  |  |  |  |  |  |  |  |  |  |  |  |  |  |  |  |  |  |  |  |  |  |  |  |  |  |  |  |  |  |  |  |  |  |  |  |  |  |  |  |  |  |  |  |  |  |  |  |  |  |  |  |  |  |  |  |  |  |  |  |  |  |  |  |  |  |  |  |  |  |  |  |  |  |  |  |  |  |  |  |  |
| RPI 1-25             |          |          |  |  |  |  |  |  |  |  |  | RPI 26-50       |       | RPI 51-100        |  | RPI 101+       |  | Team's RPI : 319     |     |                           |            |          |  |          |       |           |          |               |  |  |  |    |    |  |  |  |  |       |       |                 |  |  |  |  |  |  |  |  |  |  |       |    |  |  |  |  |  |  |  |  |  |  |  |  |  |  |  |  |  |  |  |  |  |  |  |  |  |  |  |  |  |  |  |  |  |  |  |  |  |  |  |  |  |  |  |  |  |  |  |  |  |  |  |  |  |  |  |  |  |  |  |  |  |  |  |  |  |  |  |  |  |  |  |  |  |  |  |  |  |  |  |  |  |  |  |  |  |  |  |  |  |  |  |  |  |  |  |  |  |  |  |  |  |  |  |  |  |  |  |  |  |  |  |  |  |  |  |  |  |  |  |  |  |  |  |  |  |  |  |  |  |  |  |  |  |  |  |  |  |  |  |  |  |  |  |  |  |  |  |  |  |  |  |  |  |  |  |  |  |  |  |  |  |  |  |  |  |  |  |  |  |  |  |  |  |  |  |  |  |  |  |  |  |  |  |  |  |  |  |  |  |  |  |  |  |  |  |  |  |  |  |  |  |  |  |  |  |  |  |  |  |  |  |  |  |  |  |  |  |  |  |  |  |  |  |  |  |  |  |  |  |  |  |  |  |  |  |  |  |  |  |  |  |  |  |  |  |  |  |  |  |  |  |  |  |  |  |  |  |  |  |  |  |  |  |  |  |  |  |  |  |  |  |  |  |  |  |  |  |  |  |  |  |  |  |  |  |  |  |  |  |  |  |  |  |  |  |  |  |  |  |  |  |  |  |  |  |  |  |  |  |  |  |  |  |  |  |  |  |  |  |  |  |  |  |  |  |  |  |  |  |  |  |  |  |  |  |  |  |  |  |  |  |  |  |  |  |  |  |  |  |  |  |  |  |  |  |  |  |  |  |  |  |  |  |  |  |  |  |  |  |  |  |  |  |  |  |  |  |  |  |  |  |  |  |  |  |  |  |  |  |  |  |  |  |  |  |  |  |  |  |  |  |  |  |  |  |  |  |  |  |  |  |  |  |  |  |  |  |  |  |  |  |  |  |  |  |  |  |  |  |  |  |  |  |  |  |  |  |  |  |  |  |  |  |  |  |  |  |  |  |  |  |  |  |  |  |  |  |  |  |  |  |  |  |  |  |  |  |  |  |  |  |  |  |  |  |  |  |  |  |  |  |  |  |  |  |  |  |  |  |  |  |  |  |  |  |  |  |  |  |  |  |  |  |  |  |  |  |  |  |  |  |  |  |  |  |  |  |  |  |  |  |  |  |  |  |  |  |  |  |  |  |  |  |  |  |  |  |  |  |  |  |  |  |  |  |  |  |  |  |  |  |  |  |  |  |  |  |  |  |  |  |  |  |  |  |  |  |  |  |  |  |  |  |  |  |  |  |  |  |  |  |  |  |  |  |  |  |  |  |  |  |  |  |  |  |  |  |  |  |  |  |  |  |  |  |  |  |  |  |  |  |  |  |  |  |  |  |  |  |  |  |  |  |  |  |  |  |  |  |  |  |  |  |  |  |  |  |  |  |  |  |  |  |  |  |  |  |  |  |  |  |  |  |  |  |  |  |  |  |  |  |  |  |  |  |  |  |  |  |  |  |  |  |  |  |  |  |  |  |  |  |  |  |  |  |  |  |  |  |  |  |  |  |  |  |  |  |  |  |  |  |  |  |  |  |  |  |  |  |  |  |  |  |  |  |  |  |  |  |  |  |  |  |  |  |  |  |  |  |  |  |  |  |  |  |  |  |  |  |  |  |  |  |  |  |  |  |  |  |  |  |  |  |  |  |  |  |  |  |  |  |  |  |  |  |  |  |  |  |  |  |  |  |  |  |  |  |  |  |  |  |  |  |  |  |  |  |  |  |  |  |  |  |  |  |  |  |  |  |  |  |  |
| RPI S                | Opponent |          |  |  |  |  |  |  |  |  |  | Score           | RPI S | Opponent          |  |                |  |                      |     |                           |            |          |  |          | Score | RPI S     | Opponent |               |  |  |  |    |    |  |  |  |  | Score | RPI S | Opponent        |  |  |  |  |  |  |  |  |  |  | Score |    |  |  |  |  |  |  |  |  |  |  |  |  |  |  |  |  |  |  |  |  |  |  |  |  |  |  |  |  |  |  |  |  |  |  |  |  |  |  |  |  |  |  |  |  |  |  |  |  |  |  |  |  |  |  |  |  |  |  |  |  |  |  |  |  |  |  |  |  |  |  |  |  |  |  |  |  |  |  |  |  |  |  |  |  |  |  |  |  |  |  |  |  |  |  |  |  |  |  |  |  |  |  |  |  |  |  |  |  |  |  |  |  |  |  |  |  |  |  |  |  |  |  |  |  |  |  |  |  |  |  |  |  |  |  |  |  |  |  |  |  |  |  |  |  |  |  |  |  |  |  |  |  |  |  |  |  |  |  |  |  |  |  |  |  |  |  |  |  |  |  |  |  |  |  |  |  |  |  |  |  |  |  |  |  |  |  |  |  |  |  |  |  |  |  |  |  |  |  |  |  |  |  |  |  |  |  |  |  |  |  |  |  |  |  |  |  |  |  |  |  |  |  |  |  |  |  |  |  |  |  |  |  |  |  |  |  |  |  |  |  |  |  |  |  |  |  |  |  |  |  |  |  |  |  |  |  |  |  |  |  |  |  |  |  |  |  |  |  |  |  |  |  |  |  |  |  |  |  |  |  |  |  |  |  |  |  |  |  |  |  |  |  |  |  |  |  |  |  |  |  |  |  |  |  |  |  |  |  |  |  |  |  |  |  |  |  |  |  |  |  |  |  |  |  |  |  |  |  |  |  |  |  |  |  |  |  |  |  |  |  |  |  |  |  |  |  |  |  |  |  |  |  |  |  |  |  |  |  |  |  |  |  |  |  |  |  |  |  |  |  |  |  |  |  |  |  |  |  |  |  |  |  |  |  |  |  |  |  |  |  |  |  |  |  |  |  |  |  |  |  |  |  |  |  |  |  |  |  |  |  |  |  |  |  |  |  |  |  |  |  |  |  |  |  |  |  |  |  |  |  |  |  |  |  |  |  |  |  |  |  |  |  |  |  |  |  |  |  |  |  |  |  |  |  |  |  |  |  |  |  |  |  |  |  |  |  |  |  |  |  |  |  |  |  |  |  |  |  |  |  |  |  |  |  |  |  |  |  |  |  |  |  |  |  |  |  |  |  |  |  |  |  |  |  |  |  |  |  |  |  |  |  |  |  |  |  |  |  |  |  |  |  |  |  |  |  |  |  |  |  |  |  |  |  |  |  |  |  |  |  |  |  |  |  |  |  |  |  |  |  |  |  |  |  |  |  |  |  |  |  |  |  |  |  |  |  |  |  |  |  |  |  |  |  |  |  |  |  |  |  |  |  |  |  |  |  |  |  |  |  |  |  |  |  |  |  |  |  |  |  |  |  |  |  |  |  |  |  |  |  |  |  |  |  |  |  |  |  |  |  |  |  |  |  |  |  |  |  |  |  |  |  |  |  |  |  |  |  |  |  |  |  |  |  |  |  |  |  |  |  |  |  |  |  |  |  |  |  |  |  |  |  |  |  |  |  |  |  |  |  |  |  |  |  |  |  |  |  |  |  |  |  |  |  |  |  |  |  |  |  |  |  |  |  |  |  |  |  |  |  |  |  |  |  |  |  |  |  |  |  |  |  |  |  |  |  |  |  |  |  |  |  |  |  |  |  |  |  |  |  |  |  |  |  |  |  |  |  |  |  |  |  |  |  |  |  |  |  |  |  |  |  |  |  |  |  |  |  |  |  |  |  |  |  |  |  |  |  |  |  |  |  |  |  |  |  |  |  |  |  |  |  |  |  |  |  |  |  |  |  |  |  |  |  |  |  |  |  |  |  |  |  |
| 14                   | H        | Stanford |  |  |  |  |  |  |  |  |  |                 | 58    | 109               |  |                |  |                      | 100 | H                         | Oregon St. |          |  |          |       |           |          |               |  |  |  | 46 | 54 |  |  |  |  | 102   | A     | Wis. -Green Bay |  |  |  |  |  |  |  |  |  |  | 41    | 56 |  |  |  |  |  |  |  |  |  |  |  |  |  |  |  |  |  |  |  |  |  |  |  |  |  |  |  |  |  |  |  |  |  |  |  |  |  |  |  |  |  |  |  |  |  |  |  |  |  |  |  |  |  |  |  |  |  |  |  |  |  |  |  |  |  |  |  |  |  |  |  |  |  |  |  |  |  |  |  |  |  |  |  |  |  |  |  |  |  |  |  |  |  |  |  |  |  |  |  |  |  |  |  |  |  |  |  |  |  |  |  |  |  |  |  |  |  |  |  |  |  |  |  |  |  |  |  |  |  |  |  |  |  |  |  |  |  |  |  |  |  |  |  |  |  |  |  |  |  |  |  |  |  |  |  |  |  |  |  |  |  |  |  |  |  |  |  |  |  |  |  |  |  |  |  |  |  |  |  |  |  |  |  |  |  |  |  |  |  |  |  |  |  |  |  |  |  |  |  |  |  |  |  |  |  |  |  |  |  |  |  |  |  |  |  |  |  |  |  |  |  |  |  |  |  |  |  |  |  |  |  |  |  |  |  |  |  |  |  |  |  |  |  |  |  |  |  |  |  |  |  |  |  |  |  |  |  |  |  |  |  |  |  |  |  |  |  |  |  |  |  |  |  |  |  |  |  |  |  |  |  |  |  |  |  |  |  |  |  |  |  |  |  |  |  |  |  |  |  |  |  |  |  |  |  |  |  |  |  |  |  |  |  |  |  |  |  |  |  |  |  |  |  |  |  |  |  |  |  |  |  |  |  |  |  |  |  |  |  |  |  |  |  |  |  |  |  |  |  |  |  |  |  |  |  |  |  |  |  |  |  |  |  |  |  |  |  |  |  |  |  |  |  |  |  |  |  |  |  |  |  |  |  |  |  |  |  |  |  |  |  |  |  |  |  |  |  |  |  |  |  |  |  |  |  |  |  |  |  |  |  |  |  |  |  |  |  |  |  |  |  |  |  |  |  |  |  |  |  |  |  |  |  |  |  |  |  |  |  |  |  |  |  |  |  |  |  |  |  |  |  |  |  |  |  |  |  |  |  |  |  |  |  |  |  |  |  |  |  |  |  |  |  |  |  |  |  |  |  |  |  |  |  |  |  |  |  |  |  |  |  |  |  |  |  |  |  |  |  |  |  |  |  |  |  |  |  |  |  |  |  |  |  |  |  |  |  |  |  |  |  |  |  |  |  |  |  |  |  |  |  |  |  |  |  |  |  |  |  |  |  |  |  |  |  |  |  |  |  |  |  |  |  |  |  |  |  |  |  |  |  |  |  |  |  |  |  |  |  |  |  |  |  |  |  |  |  |  |  |  |  |  |  |  |  |  |  |  |  |  |  |  |  |  |  |  |  |  |  |  |  |  |  |  |  |  |  |  |  |  |  |  |  |  |  |  |  |  |  |  |  |  |  |  |  |  |  |  |  |  |  |  |  |  |  |  |  |  |  |  |  |  |  |  |  |  |  |  |  |  |  |  |  |  |  |  |  |  |  |  |  |  |  |  |  |  |  |  |  |  |  |  |  |  |  |  |  |  |  |  |  |  |  |  |  |  |  |  |  |  |  |  |  |  |  |  |  |  |  |  |  |  |  |  |  |  |  |  |  |  |  |  |  |  |  |  |  |  |  |  |  |  |  |  |  |  |  |  |  |  |  |  |  |  |  |  |  |  |  |  |  |  |  |  |  |  |  |  |  |  |  |  |  |  |  |  |  |  |  |  |  |  |  |  |  |  |  |  |  |  |  |  |  |  |  |  |  |  |  |  |  |  |  |  |  |  |  |  |  |  |  |  |  |  |  |  |  |  |  |  |  |  |
|                      |          |          |  |  |  |  |  |  |  |  |  |                 |       |                   |  |                |  |                      |     |                           |            |          |  |          |       |           |          |               |  |  |  |    |    |  |  |  |  |       |       |                 |  |  |  |  |  |  |  |  |  |  |       |    |  |  |  |  |  |  |  |  |  |  |  |  |  |  |  |  |  |  |  |  |  |  |  |  |  |  |  |  |  |  |  |  |  |  |  |  |  |  |  |  |  |  |  |  |  |  |  |  |  |  |  |  |  |  |  |  |  |  |  |  |  |  |  |  |  |  |  |  |  |  |  |  |  |  |  |  |  |  |  |  |  |  |  |  |  |  |  |  |  |  |  |  |  |  |  |  |  |  |  |  |  |  |  |  |  |  |  |  |  |  |  |  |  |  |  |  |  |  |  |  |  |  |  |  |  |  |  |  |  |  |  |  |  |  |  |  |  |  |  |  |  |  |  |  |  |  |  |  |  |  |  |  |  |  |  |  |  |  |  |  |  |  |  |  |  |  |  |  |  |  |  |  |  |  |  |  |  |  |  |  |  |  |  |  |  |  |  |  |  |  |  |  |  |  |  |  |  |  |  |  |  |  |  |  |  |  |  |  |  |  |  |  |  |  |  |  |  |  |  |  |  |  |  |  |  |  |  |  |  |  |  |  |  |  |  |  |  |  |  |  |  |  |  |  |  |  |  |  |  |  |  |  |  |  |  |  |  |  |  |  |  |  |  |  |  |  |  |  |  |  |  |  |  |  |  |  |  |  |  |  |  |  |  |  |  |  |  |  |  |  |  |  |  |  |  |  |  |  |  |  |  |  |  |  |  |  |  |  |  |  |  |  |  |  |  |  |  |  |  |  |  |  |  |  |  |  |  |  |  |  |  |  |  |  |  |  |  |  |  |  |  |  |  |  |  |  |  |  |  |  |  |  |  |  |  |  |  |  |  |  |  |  |  |  |  |  |  |  |  |  |  |  |  |  |  |  |  |  |  |  |  |  |  |  |  |  |  |  |  |  |  |  |  |  |  |  |  |  |  |  |  |  |  |  |  |  |  |  |  |  |  |  |  |  |  |  |  |  |  |  |  |  |  |  |  |  |  |  |  |  |  |  |  |  |  |  |  |  |  |  |  |  |  |  |  |  |  |  |  |  |  |  |  |  |  |  |  |  |  |  |  |  |  |  |  |  |  |  |  |  |  |  |  |  |  |  |  |  |  |  |  |  |  |  |  |  |  |  |  |  |  |  |  |  |  |  |  |  |  |  |  |  |  |  |  |  |  |  |  |  |  |  |  |  |  |  |  |  |  |  |  |  |  |  |  |  |  |  |  |  |  |  |  |  |  |  |  |  |  |  |  |  |  |  |  |  |  |  |  |  |  |  |  |  |  |  |  |  |  |  |  |  |  |  |  |  |  |  |  |  |  |  |  |  |  |  |  |  |  |  |  |  |  |  |  |  |  |  |  |  |  |  |  |  |  |  |  |  |  |  |  |  |  |  |  |  |  |  |  |  |  |  |  |  |  |  |  |  |  |  |  |  |  |  |  |  |  |  |  |  |  |  |  |  |  |  |  |  |  |  |  |  |  |  |  |  |  |  |  |  |  |  |  |  |  |  |  |  |  |  |  |  |  |  |  |  |  |  |  |  |  |  |  |  |  |  |  |  |  |  |  |  |  |  |  |  |  |  |  |  |  |  |  |  |  |  |  |  |  |  |  |  |  |  |  |  |  |  |  |  |  |  |  |  |  |  |  |  |  |  |  |  |  |  |  |  |  |  |  |  |  |  |  |  |  |  |  |  |  |  |  |  |  |  |  |  |  |  |  |  |  |  |  |  |  |  |  |  |  |  |  |  |  |  |  |  |  |  |  |  |  |  |  |  |  |  |  |  |  |  |  |  |  |  |  |  |  |  |  |  |  |  |  |  |  |  |  |  |  |  |  |  |

|         |                   |    |    |
|---------|-------------------|----|----|
| Non-Div | Games: Sonoma St. | 80 | 68 |
|---------|-------------------|----|----|

Paci fi c

Loss, Non-Conf, S Site, H Home A Away N Neutral

|                             |  |                         |  |                       |  |                      |  |                         |  |                           |  |                      |  |                         |  |                       |  |                      |  |
|-----------------------------|--|-------------------------|--|-----------------------|--|----------------------|--|-------------------------|--|---------------------------|--|----------------------|--|-------------------------|--|-----------------------|--|----------------------|--|
| Through Games of 2008 Final |  |                         |  |                       |  |                      |  |                         |  |                           |  |                      |  |                         |  |                       |  |                      |  |
| Average RPI Win: 309        |  | WON-LOST RECORD         |  | WINNING PCT. RANK     |  | LAST 10 GAMES        |  | STRENGTH OF SCHEDULE    |  | OPP. STRENGTH OF SCHEDULE |  | TEAM RPI             |  | ADJ. RPI                |  | CONF. RPI             |  | ADJ. CONF. RPI       |  |
| Average RPI Loss: 159       |  |                         |  |                       |  |                      |  |                         |  |                           |  |                      |  |                         |  |                       |  |                      |  |
| DIV. I ONLY                 |  | 5- 22                   |  | 306                   |  | 2- 8                 |  | 245                     |  | 249                       |  | 306                  |  | 304                     |  | 26                    |  | 25                   |  |
| DIV. I NON-CONF.            |  | 2- 11                   |  | 298                   |  | 0- 0                 |  | 191                     |  | 188                       |  | 289                  |  | 288                     |  | 26                    |  | 26                   |  |
| TOTALS                      |  | RPI 1-25                |  | RPI 26-50             |  | W-L RECORDS          |  | RPI 51-100              |  | RPI 100+                  |  |                      |  |                         |  |                       |  |                      |  |
| 5- 22                       |  | 0- 0                    |  | 0- 2                  |  | OVERALL              |  | 0- 6                    |  | 5- 14                     |  |                      |  |                         |  |                       |  |                      |  |
| 4- 9                        |  | 0- 0                    |  | 0- 1                  |  | HOME                 |  | 0- 3                    |  | 4- 5                      |  |                      |  |                         |  |                       |  |                      |  |
| 1- 11                       |  | 0- 0                    |  | 0- 1                  |  | AWAY                 |  | 0- 2                    |  | 1- 8                      |  |                      |  |                         |  |                       |  |                      |  |
| 0- 2                        |  | 0- 0                    |  | 0- 0                  |  | NEUTRAL              |  | 0- 1                    |  | 0- 1                      |  |                      |  |                         |  |                       |  |                      |  |
| 2- 11                       |  | 0- 0                    |  | 0- 2                  |  | NON-CONFERENCE       |  | 0- 4                    |  | 2- 5                      |  |                      |  |                         |  |                       |  |                      |  |
| 2- 4                        |  | 0- 0                    |  | 0- 1                  |  | HOME                 |  | 0- 2                    |  | 2- 1                      |  |                      |  |                         |  |                       |  |                      |  |
| 0- 5                        |  | 0- 0                    |  | 0- 1                  |  | AWAY                 |  | 0- 1                    |  | 0- 3                      |  |                      |  |                         |  |                       |  |                      |  |
| 0- 2                        |  | 0- 0                    |  | 0- 0                  |  | NEUTRAL              |  | 0- 1                    |  | 0- 1                      |  |                      |  |                         |  |                       |  |                      |  |
| 3- 11                       |  | 0- 0                    |  | 0- 0                  |  | CONFERENCE           |  | 0- 2                    |  | 3- 9                      |  |                      |  |                         |  |                       |  |                      |  |
| 2- 5                        |  | 0- 0                    |  | 0- 0                  |  | HOME                 |  | 0- 1                    |  | 2- 4                      |  |                      |  |                         |  |                       |  |                      |  |
| 1- 6                        |  | 0- 0                    |  | 0- 0                  |  | AWAY                 |  | 0- 1                    |  | 1- 5                      |  |                      |  |                         |  |                       |  |                      |  |
| 0- 0                        |  | 0- 0                    |  | 0- 0                  |  | NEUTRAL              |  | 0- 0                    |  | 0- 0                      |  |                      |  |                         |  |                       |  |                      |  |
| RPI 1-25                    |  | RPI 26-50               |  | RPI 51-100            |  | RPI 101+             |  | Team's RPI: 304         |  |                           |  |                      |  |                         |  |                       |  |                      |  |
| RPI S Opponent Score        |  | RPI S Opponent Score    |  | RPI S Opponent Score  |  | RPI S Opponent Score |  | RPI S Opponent Score    |  | RPI S Opponent Score      |  | RPI S Opponent Score |  | RPI S Opponent Score    |  | RPI S Opponent Score  |  | RPI S Opponent Score |  |
| 34 H Temple 53 72           |  | 67 H St. Joseph's 57 70 |  | 105 A Princeton 55 67 |  | 34 H Temple 53 72    |  | 67 H St. Joseph's 57 70 |  | 105 A Princeton 55 67     |  | 34 H Temple 53 72    |  | 67 H St. Joseph's 57 70 |  | 105 A Princeton 55 67 |  | 34 H Temple 53 72    |  |
| 40 A Villanova 51 85        |  | 69 A Delaware 34 78     |  | 105 H Princeton 55 73 |  | 40 A Villanova 51 85 |  | 69 A Delaware 34 78     |  | 105 H Princeton 55 73     |  | 40 A Villanova 51 85 |  | 69 A Delaware 34 78     |  | 105 H Princeton 55 73 |  | 40 A Villanova 51 85 |  |
|                             |  | 71 H Marist 65 70       |  | 122 A Drexel 44 78    |  |                      |  | 71 H Marist 65 70       |  | 122 A Drexel 44 78        |  |                      |  | 71 H Marist 65 70       |  | 122 A Drexel 44 78    |  |                      |  |
|                             |  | 77 A Dartmouth 45 67    |  | 136 A Brown 47 65     |  |                      |  | 77 A Dartmouth 45 67    |  | 136 A Brown 47 65         |  |                      |  | 77 A Dartmouth 45 67    |  | 136 A Brown 47 65     |  |                      |  |
|                             |  | 77 H Dartmouth 43 63    |  | 136 H Brown 62 70     |  |                      |  | 77 H Dartmouth 43 63    |  | 136 H Brown 62 70         |  |                      |  | 77 H Dartmouth 43 63    |  | 136 H Brown 62 70     |  |                      |  |
|                             |  | 84 N Rice 54 59         |  | 206 A La Salle 49 67  |  |                      |  | 84 N Rice 54 59         |  | 206 A La Salle 49 67      |  |                      |  | 84 N Rice 54 59         |  | 206 A La Salle 49 67  |  |                      |  |
|                             |  |                         |  | 209 A Harvard 58 77   |  |                      |  |                         |  | 209 A Harvard 58 77       |  |                      |  |                         |  | 209 A Harvard 58 77   |  |                      |  |
|                             |  |                         |  | 209 H Harvard 65 77   |  |                      |  |                         |  | 209 H Harvard 65 77       |  |                      |  |                         |  | 209 H Harvard 65 77   |  |                      |  |
|                             |  |                         |  | 270 A Cornell 51 64   |  |                      |  |                         |  | 270 A Cornell 51 64       |  |                      |  |                         |  | 270 A Cornell 51 64   |  |                      |  |
|                             |  |                         |  | 270 H Cornell 54 56   |  |                      |  |                         |  | 270 H Cornell 54 56       |  |                      |  |                         |  | 270 H Cornell 54 56   |  |                      |  |
|                             |  |                         |  | 277 H Lehigh 76 73    |  |                      |  |                         |  | 277 H Lehigh 76 73        |  |                      |  |                         |  | 277 H Lehigh 76 73    |  |                      |  |
|                             |  |                         |  | 284 N San Diego 59 70 |  |                      |  |                         |  | 284 N San Diego 59 70     |  |                      |  |                         |  | 284 N San Diego 59 70 |  |                      |  |
|                             |  |                         |  | 303 H Lafayette 56 60 |  |                      |  |                         |  | 303 H Lafayette 56 60     |  |                      |  |                         |  | 303 H Lafayette 56 60 |  |                      |  |
|                             |  |                         |  | 305 A American 68 70  |  |                      |  |                         |  | 305 A American 68 70      |  |                      |  |                         |  | 305 A American 68 70  |  |                      |  |
|                             |  |                         |  | 315 H Rider 66 38     |  |                      |  |                         |  | 315 H Rider 66 38         |  |                      |  |                         |  | 315 H Rider 66 38     |  |                      |  |
|                             |  |                         |  | 317 A Yale            |  |                      |  |                         |  |                           |  |                      |  |                         |  |                       |  |                      |  |

### Non-Div l Games:

Penn

Loss, Non-Conf, S Site, H Home A Away N Neutral

Average RPI Win:

162

Average RPI Loss:

43

WON-LOST  
RECORDWINNING  
PCT. RANKLAST 10  
GAMESSTRENGTH OF  
SCHEDULEOPP. STRENGTH  
OF SCHEDULETEAM  
RPIADJ.  
RPICONF.  
RPIADJ CONF.  
RPI

DIV. I ONLY

13- 16

195

4- 6

50

28

97

95

7

7

DIV. I NON-CONF.

6- 5

132

0- 0

72

17

81

80

6

5

TOTALS

RPI 1-25

RPI 26-50

W-L RECORDS

RPI 51-100

RPI 100+

13- 16

0- 8

0- 2

OVERALL

3- 4

10- 2

8- 6

0- 3

0- 2

HOME

3- 1

5- 0

3- 8

0- 4

0- 0

AWAY

0- 2

3- 2

2- 2

0- 1

0- 0

NEUTRAL

0- 1

2- 0

6- 5

0- 2

0- 2

NON-CONFERENCE

2- 1

4- 0

3- 3

0- 1

0- 2

HOME

2- 0

1- 0

2- 1

0- 1

0- 0

AWAY

0- 0

2- 0

1- 1

0- 0

0- 0

NEUTRAL

0- 1

1- 0

7- 11

0- 6

0- 0

CONFERENCE

1- 3

6- 2

5- 3

0- 2

0- 0

HOME

1- 1

4- 0

1- 7

0- 3

0- 0

AWAY

0- 2

1- 2

1- 1

0- 1

0- 0

NEUTRAL

0- 0

1- 0

RPI 1-25

RPI 26-50

RPI 51-100

Team's RPI: 95

RPI 101+

| RPI | S | Opponent     | Score |
|-----|---|--------------|-------|
| 3   | H | Duke         | 67 93 |
| 8   | A | Ohio St.     | 53 74 |
| 8   | H | Ohio St.     | 59 61 |
| 8   | N | Ohio St.     | 46 64 |
| 17  | A | Michigan St. | 53 75 |
| 20  | A | Old Dominion | 61 93 |
| 23  | A | Purdue       | 56 70 |
| 23  | H | Purdue       | 61 72 |

| RPI | S | Opponent  | Score |
|-----|---|-----------|-------|
| 40  | H | Villanova | 59 62 |
| 48  | H | Marquette | 63 73 |

| RPI | S | Opponent    | Score |
|-----|---|-------------|-------|
| 54  | A | Indiana     | 43 58 |
| 54  | H | Indiana     | 50 54 |
| 56  | H | Pittsburgh  | 69 60 |
| 58  | A | Minnesota   | 72 77 |
| 60  | H | Iowa        | 72 61 |
| 62  | N | Midde Tenn. | 65 79 |
| 64  | H | Texas Tech  | 78 72 |

| RPI | S | Opponent          | Score |
|-----|---|-------------------|-------|
| 130 | A | Wisconsin         | 56 66 |
| 130 | H | Wisconsin         | 69 54 |
| 130 | N | Wisconsin         | 80 73 |
| 131 | A | George Mason      | 68 62 |
| 132 | A | Illinois          | 57 66 |
| 132 | H | Illinois          | 78 52 |
| 162 | A | Duquesne          | 81 62 |
| 214 | A | Northwestern      | 91 48 |
| 214 | H | Northwestern      | 72 64 |
| 223 | H | Michigan          | 78 62 |
| 282 | N | Alabama A&M       | 80 58 |
| 308 | H | St. Francis (Pa.) | 89 43 |

LAST 10 Division I GAMES:

|     |   |              |       |     |   |           |       |
|-----|---|--------------|-------|-----|---|-----------|-------|
| 8   | N | Ohio St.     | 46 64 | 132 | H | Illinois  | 78 52 |
| 130 | N | Wisconsin    | 80 73 | 54  | A | Indiana   | 43 58 |
| 8   | H | Ohio St.     | 59 61 | 23  | H | Purdue    | 61 72 |
| 214 | H | Northwestern | 72 64 | 223 | H | Michigan  | 78 62 |
| 130 | A | Wisconsin    | 56 66 | 58  | A | Minnesota | 72 77 |

Non-Div I Games:

Penn St.

■ Loss, 
 ■ Non-Conf, S Site, 
 ■ Home 
 ■ Away 
 N Neutral

| Average RPI Win: 228       |                     | WON-LOST  | WINNING   | LAST 10             | STRENGTH OF | OPP. STRENGTH | TEAM       | ADJ.            | CONF. | ADJ CONF.           |       |
|----------------------------|---------------------|-----------|-----------|---------------------|-------------|---------------|------------|-----------------|-------|---------------------|-------|
| Average RPI Loss: 125      |                     | RECORD    | PCT. RANK | GAMES               | SCHEDULE    | OF SCHEDULE   | RPI        | RPI             | RPI   | RPI                 |       |
| DIV. I ONLY                |                     | 14- 17    | 194       | 7- 3                | 131         |               | 168        | 172             | 170   | 24                  | 24    |
| DIV. I NON-CONF.           |                     | 3- 11     | 288       | 0- 1                | 70          |               | 47         | 199             | 197   | 21                  | 21    |
| TOTALS                     |                     | RPI 1-25  | RPI 26-50 | W-L RECORDS         | RPI 51-100  |               | RPI 100+   |                 |       |                     |       |
| 14- 17                     |                     | 0- 3      | 0- 1      | OVERALL             | 0- 3        |               | 14- 10     |                 |       |                     |       |
| 8- 5                       |                     | 0- 0      | 0- 1      | HOME                | 0- 2        |               | 8- 2       |                 |       |                     |       |
| 3- 11                      |                     | 0- 2      | 0- 0      | AWAY                | 0- 1        |               | 3- 8       |                 |       |                     |       |
| 3- 1                       |                     | 0- 1      | 0- 0      | NEUTRAL             | 0- 0        |               | 3- 0       |                 |       |                     |       |
| 3- 11                      |                     | 0- 3      | 0- 1      | NON-CONFERENCE      | 0- 3        |               | 3- 4       |                 |       |                     |       |
| 3- 3                       |                     | 0- 0      | 0- 1      | HOME                | 0- 2        |               | 3- 0       |                 |       |                     |       |
| 0- 7                       |                     | 0- 2      | 0- 0      | AWAY                | 0- 1        |               | 0- 4       |                 |       |                     |       |
| 0- 1                       |                     | 0- 1      | 0- 0      | NEUTRAL             | 0- 0        |               | 0- 0       |                 |       |                     |       |
| 11- 6                      |                     | 0- 0      | 0- 0      | CONFERENCE          | 0- 0        |               | 11- 6      |                 |       |                     |       |
| 5- 2                       |                     | 0- 0      | 0- 0      | HOME                | 0- 0        |               | 5- 2       |                 |       |                     |       |
| 3- 4                       |                     | 0- 0      | 0- 0      | AWAY                | 0- 0        |               | 3- 4       |                 |       |                     |       |
| 3- 0                       |                     | 0- 0      | 0- 0      | NEUTRAL             | 0- 0        |               | 3- 0       |                 |       |                     |       |
| RPI 1-25                   |                     | RPI 26-50 |           | RPI 51-100          |             | RPI 101+      |            | Team's RPI: 170 |       |                     |       |
| RPI S                      | Opponent            | Score     | RPI S     | Opponent            | Score       | RPI S         | Opponent   | Score           | RPI S | Opponent            | Score |
| 7 N                        | Okla homa           | 66 78     | 47 H      | Indiana St.         | 73 91       | 56 H          | Pittsburgh | 64 79           | 128 A | Long Beach St.      | 75 81 |
| 17 A                       | Mi chi gan St.      | 64 82     |           |                     |             | 76 H          | Hofstra    | 59 75           | 143 A | Loyol a Marymount   | 53 47 |
| 21 A                       | UCLA                | 56 95     |           |                     |             | 99 A          | Kansas     | 60 73           | 143 H | Loyol a Marymount   | 48 50 |
|                            |                     |           |           |                     |             |               |            |                 | 143 N | Loyol a Marymount   | 59 58 |
|                            |                     |           |           |                     |             |               |            |                 | 149 A | UC Santa Barb.      | 60 70 |
|                            |                     |           |           |                     |             |               |            |                 | 153 A | Santa Clara         | 62 67 |
|                            |                     |           |           |                     |             |               |            |                 | 153 H | Santa Clara         | 74 77 |
|                            |                     |           |           |                     |             |               |            |                 | 153 N | Santa Clara         | 71 67 |
|                            |                     |           |           |                     |             |               |            |                 | 167 H | Southern U.         | 64 53 |
|                            |                     |           |           |                     |             |               |            |                 | 168 A | Gonzaga             | 38 55 |
|                            |                     |           |           |                     |             |               |            |                 | 168 H | Gonzaga             | 59 58 |
|                            |                     |           |           |                     |             |               |            |                 | 171 H | UC Ri verside       | 51 44 |
|                            |                     |           |           |                     |             |               |            |                 | 191 A | Washi ngton St.     | 57 66 |
|                            |                     |           |           |                     |             |               |            |                 | 195 A | Detroit             | 64 72 |
|                            |                     |           |           |                     |             |               |            |                 | 253 A | St. Mary' s (Cal. ) | 54 58 |
|                            |                     |           |           |                     |             |               |            |                 | 253 H | St. Mary' s (Cal. ) | 69 64 |
|                            |                     |           |           |                     |             |               |            |                 | 253 N | St. Mary' s (Cal. ) | 70 58 |
|                            |                     |           |           |                     |             |               |            |                 | 265 A | San Franci sco      | 65 69 |
|                            |                     |           |           |                     |             |               |            |                 | 265 H | San Franci sco      | 75 55 |
|                            |                     |           |           |                     |             |               |            |                 | 271 H | San Di ego St.      | 70 56 |
|                            |                     |           |           |                     |             |               |            |                 | 284 A | San Di ego          | 84 61 |
|                            |                     |           |           |                     |             |               |            |                 | 284 H | San Di ego          | 73 55 |
|                            |                     |           |           |                     |             |               |            |                 | 321 A | Portl and           | 67 64 |
|                            |                     |           |           |                     |             |               |            |                 | 321 H | Portl and           | 62 52 |
| LAST 10 Divi sion I GAMES: |                     |           |           |                     |             |               |            |                 |       |                     |       |
| 7 N                        | Okla homa           | 66 78     | 253 H     | St. Mary' s (Cal. ) | 69 64       |               |            |                 |       |                     |       |
| 153 N                      | Santa Clara         | 71 67     | 168 A     | Gonzaga             | 38 55       |               |            |                 |       |                     |       |
| 143 N                      | Loyol a Marymount   | 59 58     | 321 A     | Portl and           | 67 64       |               |            |                 |       |                     |       |
| 253 N                      | St. Mary' s (Cal. ) | 70 58     | 143 A     | Loyol a Marymount   | 53 47       |               |            |                 |       |                     |       |
| 153 H                      | Santa Clara         | 74 77     | 265 H     | San Franci sco      | 75 55       |               |            |                 |       |                     |       |

Non-Div I Games:

Pepperdine

|                           |   |             |       |    |  |                 |   |                   |       |               |  |                      |   |                           |       |          |  |          |   |                 |       |               |  |
|---------------------------|---|-------------|-------|----|--|-----------------|---|-------------------|-------|---------------|--|----------------------|---|---------------------------|-------|----------|--|----------|---|-----------------|-------|---------------|--|
| Average RPI Win: 147      |   |             |       |    |  | WON-LOST RECORD |   | WINNING PCT. RANK |       | LAST 10 GAMES |  | STRENGTH OF SCHEDULE |   | OPP. STRENGTH OF SCHEDULE |       | TEAM RPI |  | ADJ. RPI |   | CONF. RPI       |       | ADJ CONF. RPI |  |
| DIV. I ONLY               |   |             |       |    |  | 22- 11          |   | 64                |       | 6- 4          |  | 70                   |   | 51                        |       | 55       |  | 56       |   | 4               |       | 4             |  |
| DIV. I NON-CONF.          |   |             |       |    |  | 12- 2           |   | 12                |       | 3- 0          |  | 203                  |   | 128                       |       | 62       |  | 64       |   | 5               |       | 6             |  |
| TOTALS                    |   |             |       |    |  | RPI 1-25        |   |                   |       | RPI 26-50     |  | W-L RECORDS          |   | RPI 51-100                |       |          |  | RPI 100+ |   |                 |       |               |  |
| 22- 11                    |   |             |       |    |  | 0- 4            |   |                   |       | 4- 4          |  | OVERALL              |   | 5- 3                      |       |          |  | 13- 0    |   |                 |       |               |  |
| 12- 4                     |   |             |       |    |  | 0- 2            |   |                   |       | 2- 0          |  | HOME                 |   | 2- 2                      |       |          |  | 8- 0     |   |                 |       |               |  |
| 8- 6                      |   |             |       |    |  | 0- 1            |   |                   |       | 2- 4          |  | AWAY                 |   | 2- 1                      |       |          |  | 4- 0     |   |                 |       |               |  |
| 2- 1                      |   |             |       |    |  | 0- 1            |   |                   |       | 0- 0          |  | NEUTRAL              |   | 1- 0                      |       |          |  | 1- 0     |   |                 |       |               |  |
| 12- 2                     |   |             |       |    |  | 0- 0            |   |                   |       | 1- 0          |  | NON-CONFERENCE       |   | 2- 2                      |       |          |  | 9- 0     |   |                 |       |               |  |
| 7- 1                      |   |             |       |    |  | 0- 0            |   |                   |       | 1- 0          |  | HOME                 |   | 2- 1                      |       |          |  | 4- 0     |   |                 |       |               |  |
| 4- 1                      |   |             |       |    |  | 0- 0            |   |                   |       | 0- 0          |  | AWAY                 |   | 0- 1                      |       |          |  | 4- 0     |   |                 |       |               |  |
| 1- 0                      |   |             |       |    |  | 0- 0            |   |                   |       | 0- 0          |  | NEUTRAL              |   | 0- 0                      |       |          |  | 1- 0     |   |                 |       |               |  |
| 10- 9                     |   |             |       |    |  | 0- 4            |   |                   |       | 3- 4          |  | CONFERENCE           |   | 3- 1                      |       |          |  | 4- 0     |   |                 |       |               |  |
| 5- 3                      |   |             |       |    |  | 0- 2            |   |                   |       | 1- 0          |  | HOME                 |   | 0- 1                      |       |          |  | 4- 0     |   |                 |       |               |  |
| 4- 5                      |   |             |       |    |  | 0- 1            |   |                   |       | 2- 4          |  | AWAY                 |   | 2- 0                      |       |          |  | 0- 0     |   |                 |       |               |  |
| 1- 1                      |   |             |       |    |  | 0- 1            |   |                   |       | 0- 0          |  | NEUTRAL              |   | 1- 0                      |       |          |  | 0- 0     |   |                 |       |               |  |
| RPI 1-25                  |   |             |       |    |  |                 |   | RPI 26-50         |       |               |  | RPI 51-100           |   | Team's RPI: 56            |       |          |  | RPI 101+ |   |                 |       |               |  |
| RPI                       | S | Opponent    | Score |    |  | RPI             | S | Opponent          | Score |               |  | RPI                  | S | Opponent                  | Score |          |  | RPI      | S | Opponent        | Score |               |  |
| 5                         | H | Connecticut | 54    | 65 |  | 31              | A | St. John's (N.Y.) | 55    | 72            |  | 53                   | H | Louisville                | 63    | 71       |  | 120      | N | William & Mary  | 76    | 49            |  |
| 9                         | H | Rutgers     | 50    | 65 |  | 36              | H | Virginia          | 68    | 58            |  | 65                   | H | Missouri                  | 60    | 69       |  | 158      | A | Robert Morris   | 66    | 36            |  |
| 13                        | A | DePaul      | 75    | 81 |  | 37              | A | Notre Dame        | 65    | 72            |  | 69                   | H | Delaware                  | 64    | 57       |  | 162      | H | Duquesne        | 82    | 69            |  |
| 13                        | N | DePaul      | 46    | 69 |  | 40              | A | Villanova         | 59    | 56            |  | 74                   | A | Cincinnati                | 64    | 63       |  | 170      | A | Pepperdine      | 79    | 64            |  |
|                           |   |             |       |    |  | 48              | A | Marquette         | 62    | 71            |  | 74                   | N | Cincinnati                | 77    | 62       |  | 178      | H | Georgetown      | 79    | 62            |  |
|                           |   |             |       |    |  | 48              | A | Marquette         | 64    | 77            |  | 82                   | H | Mississippi               | 85    | 76       |  | 179      | H | Syracuse        | 67    | 55            |  |
|                           |   |             |       |    |  | 50              | A | South Fla.        | 60    | 58            |  | 92                   | A | West Virginia             | 62    | 58       |  | 196      | H | Seton Hall      | 58    | 56            |  |
|                           |   |             |       |    |  | 50              | H | South Fla.        | 66    | 64            |  | 95                   | A | Penn St.                  | 60    | 69       |  | 200      | A | Vermont         | 70    | 49            |  |
|                           |   |             |       |    |  |                 |   |                   |       |               |  |                      |   |                           |       |          |  | 225      | H | Towson          | 69    | 50            |  |
|                           |   |             |       |    |  |                 |   |                   |       |               |  |                      |   |                           |       |          |  | 228      | H | Providence      | 75    | 65            |  |
|                           |   |             |       |    |  |                 |   |                   |       |               |  |                      |   |                           |       |          |  | 271      | A | San Diego St.   | 78    | 56            |  |
|                           |   |             |       |    |  |                 |   |                   |       |               |  |                      |   |                           |       |          |  | 285      | H | St. Bonaventure | 68    | 55            |  |
|                           |   |             |       |    |  |                 |   |                   |       |               |  |                      |   |                           |       |          |  | 301      | H | Akron           | 91    | 46            |  |
| LAST 10 Division I GAMES: |   |             |       |    |  |                 |   |                   |       |               |  |                      |   |                           |       |          |  |          |   |                 |       |               |  |
| 48 A Marquette            |   |             |       |    |  | 64 77           |   |                   |       |               |  | 74 N Cincinnati      |   |                           |       |          |  | 77 62    |   |                 |       |               |  |
| 36 H Virginia             |   |             |       |    |  | 68 58           |   |                   |       |               |  | 37 A Notre Dame      |   |                           |       |          |  | 65 72    |   |                 |       |               |  |
| 82 H Mississippi          |   |             |       |    |  | 85 76           |   |                   |       |               |  | 9 H Rutgers          |   |                           |       |          |  | 50 65    |   |                 |       |               |  |
| 69 H Delaware             |   |             |       |    |  | 64 57           |   |                   |       |               |  | 92 A West Virginia   |   |                           |       |          |  | 62 58    |   |                 |       |               |  |
| 13 N DePaul               |   |             |       |    |  | 46 69           |   |                   |       |               |  | 196 H Seton Hall     |   |                           |       |          |  | 58 56    |   |                 |       |               |  |

Pittsburgh

P  
i  
t  
t  
s  
b  
u  
r  
g  
h

### Non-Div l Games:

Pittsburgh

■ Loss, ■ Non-Conf, S Site, H Home A Away N Neutral



| Portland                   |                     |                 |                   | Through Games Of 2000 Final |                      |                           |                |          |           |                             |
|----------------------------|---------------------|-----------------|-------------------|-----------------------------|----------------------|---------------------------|----------------|----------|-----------|-----------------------------|
| Average RPI Win: 246       |                     | WON-LOST RECORD | WINNING PCT. RANK | LAST 10 GAMES               | STRENGTH OF SCHEDULE | OPP. STRENGTH OF SCHEDULE | TEAM RPI       | ADJ. RPI | CONF. RPI | ADJ CONF. RPI               |
| DIV. I ONLY                |                     | 4- 24           | 317               | 1- 9                        | 275                  | 283                       | 322            | 321      | 24        | 24                          |
| DIV. I NON-CONF.           |                     | 3- 10           | 280               | 0- 0                        | 255                  | 307                       | 293            | 298      | 21        | 21                          |
| TOTALS                     |                     | RPI 1-25        | RPI 26-50         | W-L RECORDS                 | RPI 51-100           | RPI 100+                  |                |          |           |                             |
| 4- 24                      |                     | 0- 1            | 0- 0              | OVERALL                     | 0- 1                 | 4- 22                     |                |          |           |                             |
| 3- 10                      |                     | 0- 0            | 0- 0              | HOME                        | 0- 1                 | 3- 9                      |                |          |           |                             |
| 1- 13                      |                     | 0- 1            | 0- 0              | AWAY                        | 0- 0                 | 1- 12                     |                |          |           |                             |
| 0- 1                       |                     | 0- 0            | 0- 0              | NEUTRAL                     | 0- 0                 | 0- 1                      |                |          |           |                             |
| 3- 10                      |                     | 0- 1            | 0- 0              | NON-CONFERENCE              | 0- 1                 | 3- 8                      |                |          |           |                             |
| 2- 4                       |                     | 0- 0            | 0- 0              | HOME                        | 0- 1                 | 2- 3                      |                |          |           |                             |
| 1- 6                       |                     | 0- 1            | 0- 0              | AWAY                        | 0- 0                 | 1- 5                      |                |          |           |                             |
| 0- 0                       |                     | 0- 0            | 0- 0              | NEUTRAL                     | 0- 0                 | 0- 0                      |                |          |           |                             |
| 1- 14                      |                     | 0- 0            | 0- 0              | CONFERENCE                  | 0- 0                 | 1- 14                     |                |          |           |                             |
| 1- 6                       |                     | 0- 0            | 0- 0              | HOME                        | 0- 0                 | 1- 6                      |                |          |           |                             |
| 0- 7                       |                     | 0- 0            | 0- 0              | AWAY                        | 0- 0                 | 0- 7                      |                |          |           |                             |
| 0- 1                       |                     | 0- 0            | 0- 0              | NEUTRAL                     | 0- 0                 | 0- 1                      |                |          |           |                             |
| RPI 1-25                   |                     | RPI 26-50       |                   | RPI 51-100                  |                      | Team's RPI: 321           |                |          |           |                             |
| RPI S                      | Opponent            | Score           | RPI S             | Opponent                    | Score                | RPI S                     | Opponent       | Score    |           |                             |
| 22                         | A Brigham Young     | 55 64           |                   |                             |                      | 98                        | H Montana      | 65 68    | 143       | A Loyol a Marymount 66 77   |
|                            |                     |                 |                   |                             |                      |                           |                |          | 143       | H Loyol a Marymount 58 66   |
|                            |                     |                 |                   |                             |                      |                           |                |          | 145       | H Oregon 36 63              |
|                            |                     |                 |                   |                             |                      |                           |                |          | 153       | A Santa Cl ara 58 67        |
|                            |                     |                 |                   |                             |                      |                           |                |          | 153       | H Santa Cl ara 73 74        |
|                            |                     |                 |                   |                             |                      |                           |                |          | 153       | N Santa Cl ara 77 83        |
|                            |                     |                 |                   |                             |                      |                           |                |          | 155       | A Denver 76 70              |
|                            |                     |                 |                   |                             |                      |                           |                |          | 168       | A Gonzaga 60 67             |
|                            |                     |                 |                   |                             |                      |                           |                |          | 168       | H Gonzaga 41 46             |
|                            |                     |                 |                   |                             |                      |                           |                |          | 170       | A Pepperdi ne 52 62         |
|                            |                     |                 |                   |                             |                      |                           |                |          | 170       | H Pepperdi ne 64 67         |
|                            |                     |                 |                   |                             |                      |                           |                |          | 187       | A Col orado St. 58 70       |
|                            |                     |                 |                   |                             |                      |                           |                |          | 204       | H Eastern Wash. 57 63       |
|                            |                     |                 |                   |                             |                      |                           |                |          | 232       | H UC Davi s 85 81           |
|                            |                     |                 |                   |                             |                      |                           |                |          | 233       | H Portl and St. 56 66       |
|                            |                     |                 |                   |                             |                      |                           |                |          | 234       | A Idaho 48 63               |
|                            |                     |                 |                   |                             |                      |                           |                |          | 253       | A St. Mary' s (Cal .) 70 89 |
|                            |                     |                 |                   |                             |                      |                           |                |          | 253       | H St. Mary' s (Cal .) 45 61 |
|                            |                     |                 |                   |                             |                      |                           |                |          | 255       | A Cal Pol y 68 81           |
|                            |                     |                 |                   |                             |                      |                           |                |          | 265       | A San Franci sco 70 80      |
|                            |                     |                 |                   |                             |                      |                           |                |          | 265       | H San Franci sco 54 57      |
|                            |                     |                 |                   |                             |                      |                           |                |          | 279       | A Cal St. Northri dge 79 86 |
|                            |                     |                 |                   |                             |                      |                           |                |          | 284       | A San Di ego 60 71          |
|                            |                     |                 |                   |                             |                      |                           |                |          | 284       | H San Di ego 65 54          |
|                            |                     |                 |                   |                             |                      |                           |                |          | 300       | A Utah Valley St. 75 79     |
|                            |                     |                 |                   |                             |                      |                           |                |          | 311       | H Montana St. 88 69         |
| LAST 10 Div si on I GAMES: |                     |                 |                   |                             |                      |                           |                |          |           |                             |
| 153                        | N Santa Cl ara      | 77 83           | 168               | H Gonzaga                   | 41 46                | 153                       | A Santa Cl ara | 58 67    |           |                             |
| 284                        | A San Di ego        | 60 71           | 253               | A St. Mary' s (Cal .)       | 70 89                | 168                       | A Gonzaga      | 60 67    |           |                             |
| 265                        | A San Franci sco    | 70 80           | 284               | H San Di ego                | 65 54                |                           |                |          |           |                             |
| 143                        | H Loyol a Marymount | 58 66           |                   |                             |                      |                           |                |          |           |                             |
| 170                        | H Pepperdi ne       | 64 67           |                   |                             |                      |                           |                |          |           |                             |

Non-Di v I Games:

Portland

Loss, Non-Conf, S Site, H Home A Away N Neutral

Portland

| Average RPI Win: 214  |                         | WON-LOST  | WINNING                    | LAST 10                | STRENGTH OF                 | OPP. STRENGTH | TEAM                    | ADJ.            | CONF. | ADJ CONF. |
|-----------------------|-------------------------|-----------|----------------------------|------------------------|-----------------------------|---------------|-------------------------|-----------------|-------|-----------|
| Average RPI Loss: 181 |                         | RECORD    | PCT. RANK                  | GAMES                  | SCHEDULE                    | OF SCHEDULE   | RPI                     | RPI             | RPI   | RPI       |
| DIV. I ONLY           | 12- 16                  | 200       | 4- 6                       | 254                    | 269                         | 230           | 233                     | 18              | 18    |           |
| DIV. I NON-CONF.      | 6- 7                    | 159       | 0- 0                       | 281                    | 293                         | 243           | 245                     | 22              | 23    |           |
| TOTALS                | RPI 1-25                | RPI 26-50 | W-L RECORDS                | RPI 51-100             | RPI 100+                    |               |                         |                 |       |           |
| 12- 16                | 0- 0                    | 0- 0      | OVERALL                    | 0- 3                   | 12- 13                      |               |                         |                 |       |           |
| 8- 4                  | 0- 0                    | 0- 0      | HOME                       | 0- 1                   | 8- 3                        |               |                         |                 |       |           |
| 4- 11                 | 0- 0                    | 0- 0      | AWAY                       | 0- 2                   | 4- 9                        |               |                         |                 |       |           |
| 0- 1                  | 0- 0                    | 0- 0      | NEUTRAL                    | 0- 0                   | 0- 1                        |               |                         |                 |       |           |
| 6- 7                  | 0- 0                    | 0- 0      | NON-CONFERENCE             | 0- 1                   | 6- 6                        |               |                         |                 |       |           |
| 4- 1                  | 0- 0                    | 0- 0      | HOME                       | 0- 0                   | 4- 1                        |               |                         |                 |       |           |
| 2- 6                  | 0- 0                    | 0- 0      | AWAY                       | 0- 1                   | 2- 5                        |               |                         |                 |       |           |
| 0- 0                  | 0- 0                    | 0- 0      | NEUTRAL                    | 0- 0                   | 0- 0                        |               |                         |                 |       |           |
| 6- 9                  | 0- 0                    | 0- 0      | CONFERENCE                 | 0- 2                   | 6- 7                        |               |                         |                 |       |           |
| 4- 3                  | 0- 0                    | 0- 0      | HOME                       | 0- 1                   | 4- 2                        |               |                         |                 |       |           |
| 2- 5                  | 0- 0                    | 0- 0      | AWAY                       | 0- 1                   | 2- 4                        |               |                         |                 |       |           |
| 0- 1                  | 0- 0                    | 0- 0      | NEUTRAL                    | 0- 0                   | 0- 1                        |               |                         |                 |       |           |
| RPI S                 | RPI 1-25 Opponent Score | RPI S     | RPI 26-50 Opponent Score   | RPI S                  | RPI 51-100 Opponent Score   | RPI S         | RPI 101+ Opponent Score | Team's RPI: 233 |       |           |
|                       |                         |           |                            | 98 A Montana 77 89     | 103 A Northern Ariz. 67 73  |               |                         |                 |       |           |
|                       |                         |           |                            | 98 H Montana 59 81     | 103 H Northern Ariz. 77 94  |               |                         |                 |       |           |
|                       |                         |           |                            | 100 A Oregon St. 58 87 | 103 N Northern Ariz. 68 80  |               |                         |                 |       |           |
|                       |                         |           |                            |                        | 117 H Arkansas 67 65        |               |                         |                 |       |           |
|                       |                         |           |                            |                        | 153 H Santa Clara 83 82     |               |                         |                 |       |           |
|                       |                         |           |                            |                        | 154 H South Ala. 68 56      |               |                         |                 |       |           |
|                       |                         |           |                            |                        | 168 A Gonzaga 57 81         |               |                         |                 |       |           |
|                       |                         |           |                            |                        | 177 A Idaho St. 93 80       |               |                         |                 |       |           |
|                       |                         |           |                            |                        | 177 H Idaho St. 68 80       |               |                         |                 |       |           |
|                       |                         |           |                            |                        | 180 A San Jose St. 68 62    |               |                         |                 |       |           |
|                       |                         |           |                            |                        | 184 A Weber St. 61 80       |               |                         |                 |       |           |
|                       |                         |           |                            |                        | 184 H Weber St. 78 59       |               |                         |                 |       |           |
|                       |                         |           |                            |                        | 199 H Nevada 65 61          |               |                         |                 |       |           |
|                       |                         |           |                            |                        | 204 A Eastern Wash. 76 78   |               |                         |                 |       |           |
|                       |                         |           |                            |                        | 204 H Eastern Wash. 62 56   |               |                         |                 |       |           |
|                       |                         |           |                            |                        | 232 H UC Davis 64 67        |               |                         |                 |       |           |
|                       |                         |           |                            |                        | 234 A Idaho 70 79           |               |                         |                 |       |           |
|                       |                         |           |                            |                        | 255 A Cal Poly 84 92        |               |                         |                 |       |           |
|                       |                         |           |                            |                        | 262 A Sacramento St. 65 70  |               |                         |                 |       |           |
|                       |                         |           |                            |                        | 262 H Sacramento St. 72 60  |               |                         |                 |       |           |
|                       |                         |           |                            |                        | 271 A San Diego St. 71 75   |               |                         |                 |       |           |
|                       |                         |           |                            |                        | 300 A Utah Valley St. 60 86 |               |                         |                 |       |           |
|                       |                         |           |                            |                        | 311 A Montana St. 88 82     |               |                         |                 |       |           |
|                       |                         |           |                            |                        | 311 H Montana St. 75 73     |               |                         |                 |       |           |
|                       |                         |           |                            |                        | 321 A Portland 66 56        |               |                         |                 |       |           |
|                       |                         |           | LAST 10 Division I GAMES:  |                        |                             |               |                         |                 |       |           |
|                       |                         |           | 103 N Northern Ariz. 68 80 |                        | 184 H Weber St. 78 59       |               |                         |                 |       |           |
|                       |                         |           | 103 H Northern Ariz. 77 94 |                        | 177 H Idaho St. 68 80       |               |                         |                 |       |           |
|                       |                         |           | 262 H Sacramento St. 72 60 |                        | 204 H Eastern Wash. 62 56   |               |                         |                 |       |           |
|                       |                         |           | 98 A Montana 77 89         |                        | 262 A Sacramento St. 65 70  |               |                         |                 |       |           |
|                       |                         |           | 311 A Montana St. 88 82    |                        | 103 A Northern Ariz. 67 73  |               |                         |                 |       |           |

Non-Div I Games:

Portland St.

Loss, Non-Conf, S Site, H Home A Away N Neutral

| Average RPI Win:     |                      | WON-LOST             | WINNING                   | LAST 10                    | STRENGTH OF | OPP. STRENGTH | TEAM                    | ADJ. | CONF. | ADJ CONF. |
|----------------------|----------------------|----------------------|---------------------------|----------------------------|-------------|---------------|-------------------------|------|-------|-----------|
| RPI Loss:            | 307<br>227           | RECORD               | PCT. RANK                 | GAMES                      | SCHEDULE    | OF SCHEDULE   | RPI                     | RPI  | RPI   | RPI       |
| DIV. I ONLY          | 7- 21                | 290                  | 4- 6                      | 325                        | 325         | 323           | 323                     | 32   | 32    |           |
| DIV. I NON-CONF.     | 1- 9                 | 311                  | 0- 0                      | 314                        | 299         | 328           | 327                     | 32   | 32    |           |
| TOTALS               | RPI 1-25             | RPI 26-50            | W-L RECORDS               | RPI 51-100                 | RPI 100+    |               |                         |      |       |           |
| 7- 21                | 0- 0                 | 0- 0                 | OVERALL                   | 0- 0                       | 7- 21       |               |                         |      |       |           |
| 3- 9                 | 0- 0                 | 0- 0                 | HOME                      | 0- 0                       | 3- 9        |               |                         |      |       |           |
| 4- 10                | 0- 0                 | 0- 0                 | AWAY                      | 0- 0                       | 4- 10       |               |                         |      |       |           |
| 0- 2                 | 0- 0                 | 0- 0                 | NEUTRAL                   | 0- 0                       | 0- 2        |               |                         |      |       |           |
| 1- 9                 | 0- 0                 | 0- 0                 | NON-CONFERENCE            | 0- 0                       | 1- 9        |               |                         |      |       |           |
| 0- 3                 | 0- 0                 | 0- 0                 | HOME                      | 0- 0                       | 0- 3        |               |                         |      |       |           |
| 1- 4                 | 0- 0                 | 0- 0                 | AWAY                      | 0- 0                       | 1- 4        |               |                         |      |       |           |
| 0- 2                 | 0- 0                 | 0- 0                 | NEUTRAL                   | 0- 0                       | 0- 2        |               |                         |      |       |           |
| 6- 12                | 0- 0                 | 0- 0                 | CONFERENCE                | 0- 0                       | 6- 12       |               |                         |      |       |           |
| 3- 6                 | 0- 0                 | 0- 0                 | HOME                      | 0- 0                       | 3- 6        |               |                         |      |       |           |
| 3- 6                 | 0- 0                 | 0- 0                 | AWAY                      | 0- 0                       | 3- 6        |               |                         |      |       |           |
| 0- 0                 | 0- 0                 | 0- 0                 | NEUTRAL                   | 0- 0                       | 0- 0        |               |                         |      |       |           |
| RPI 1-25             | RPI 26-50            | RPI 51-100           | RPI 101+ Team's RPI : 323 |                            |             |               |                         |      |       |           |
| RPI S Opponent Score | RPI S Opponent Score | RPI S Opponent Score | RPI S Opponent Score      |                            |             |               |                         |      |       |           |
|                      |                      |                      |                           | 106 H North Texas          | 52          | 84            |                         |      |       |           |
|                      |                      |                      |                           | 145 N Oregon               | 36          | 102           |                         |      |       |           |
|                      |                      |                      |                           | 167 A Southern U.          | 50          | 69            |                         |      |       |           |
|                      |                      |                      |                           | 167 H Southern U.          | 37          | 72            |                         |      |       |           |
|                      |                      |                      |                           | 169 A Houston              | 67          | 78            |                         |      |       |           |
|                      |                      |                      |                           | 173 H La. -Lafayette       | 42          | 60            |                         |      |       |           |
|                      |                      |                      |                           | 208 A Texas St.            | 46          | 78            |                         |      |       |           |
|                      |                      |                      |                           | 211 A Jackson St.          | 64          | 73            |                         |      |       |           |
|                      |                      |                      |                           | 211 H Jackson St.          | 71          | 85            |                         |      |       |           |
|                      |                      |                      |                           | 222 A Okl ahoma St.        | 48          | 103           |                         |      |       |           |
|                      |                      |                      |                           | 240 A Mi ssi ssi ppi Val . | 63          | 82            |                         |      |       |           |
|                      |                      |                      |                           | 240 H Mi ssi ssi ppi Val . | 48          | 60            |                         |      |       |           |
|                      |                      |                      |                           | 242 H Lamar                | 51          | 68            |                         |      |       |           |
|                      |                      |                      |                           | 254 A Al abama St.         | 51          | 61            |                         |      |       |           |
|                      |                      |                      |                           | 254 H Al abama St.         | 57          | 61            |                         |      |       |           |
|                      |                      |                      |                           | 278 A Al corn St.          | 52          | 73            |                         |      |       |           |
|                      |                      |                      |                           | 278 H Al corn St.          | 78          | 79            |                         |      |       |           |
|                      |                      |                      |                           | 282 A Al abama A&M         | 43          | 54            |                         |      |       |           |
|                      |                      |                      |                           | 282 H Al abama A&M         | 60          | 50            |                         |      |       |           |
|                      |                      |                      |                           | 288 A Grambl ing           | 75          | 70            |                         |      |       |           |
|                      |                      |                      |                           | 288 H Grambl ing           | 79          | 73            |                         |      |       |           |
|                      |                      |                      |                           | 292 A Sam Houston St.      | 57          | 74            |                         |      |       |           |
|                      |                      |                      |                           | 316 A Ark. -Pine Bl uff    | 60          | 57            |                         |      |       |           |
|                      |                      |                      |                           | 316 H Ark. -Pine Bl uff    | 52          | 59            |                         |      |       |           |
|                      |                      |                      |                           | 320 A Tex. -Pan Ameri can  | 67          | 66            |                         |      |       |           |
|                      |                      |                      |                           | 320 N Tex. -Pan Ameri can  | 54          | 75            |                         |      |       |           |
|                      |                      |                      |                           | 328 A Texas Southern       | 75          | 65            |                         |      |       |           |
|                      |                      |                      |                           | 328 H Texas Southern       | 71          | 56            |                         |      |       |           |
|                      |                      |                      |                           | LAST 10 Div si on I GAMES: |             |               |                         |      |       |           |
|                      |                      |                      |                           | 278 A Al corn St.          | 52          | 73            | 316 A Ark. -Pine Bl uff | 60   | 57    |           |
|                      |                      |                      |                           | 167 A Southern U.          | 50          | 69            | 288 H Grambl ing        | 79   | 73    |           |
|                      |                      |                      |                           | 254 H Al abama St.         | 57          | 61            | 211 H Jackson St.       | 71   | 85    |           |
|                      |                      |                      |                           | 282 H Al abama A&M         | 60          | 50            | 328 H Texas Southern    | 71   | 56    |           |
|                      |                      |                      |                           | 240 A Mi ssi ssi ppi Val . | 63          | 82            | 254 A Al abama St.      | 51   | 61    |           |

# Prairieview

Prairie View

### Non-Div l Games:

Prairie View

Loss, Non-Conf, S Site, H Home A Away N Neutral



| Average RPI Win: 220  |   |             |       | WON-LOST RECORD           |   | WINNING PCT. RANK  |       | LAST 10 GAMES  |   | STRENGTH OF SCHEDULE |       | OPP. STRENGTH OF SCHEDULE |   | TEAM RPI            |       | ADJ. RPI |  | CONF. RPI |  | ADJ CONF. RPI |  |  |  |  |  |  |  |
|-----------------------|---|-------------|-------|---------------------------|---|--------------------|-------|----------------|---|----------------------|-------|---------------------------|---|---------------------|-------|----------|--|-----------|--|---------------|--|--|--|--|--|--|--|
| Average RPI Loss: 107 |   |             |       |                           |   |                    |       |                |   |                      |       |                           |   |                     |       |          |  |           |  |               |  |  |  |  |  |  |  |
| DIV. I ONLY           |   |             |       | 8- 19                     |   | 270                |       | 2- 8           |   | 145                  |       | 88                        |   | 226                 |       | 228      |  | 4         |  | 4             |  |  |  |  |  |  |  |
| DIV. I NON-CONF.      |   |             |       | 5- 6                      |   | 166                |       | 0- 0           |   | 305                  |       | 329                       |   | 266                 |       | 267      |  | 5         |  | 6             |  |  |  |  |  |  |  |
| TOTALS                |   |             |       | RPI 1-25                  |   | RPI 26-50          |       | W-L RECORDS    |   | RPI 51-100           |       |                           |   |                     |       | RPI 100+ |  |           |  |               |  |  |  |  |  |  |  |
| 8- 19                 |   |             |       | 0- 3                      |   | 0- 5               |       | OVERALL        |   | 2- 3                 |       |                           |   |                     |       | 6- 8     |  |           |  |               |  |  |  |  |  |  |  |
| 4- 9                  |   |             |       | 0- 2                      |   | 0- 2               |       | HOME           |   | 2- 1                 |       |                           |   |                     |       | 2- 4     |  |           |  |               |  |  |  |  |  |  |  |
| 4- 10                 |   |             |       | 0- 1                      |   | 0- 3               |       | AWAY           |   | 0- 2                 |       |                           |   |                     |       | 4- 4     |  |           |  |               |  |  |  |  |  |  |  |
| 0- 0                  |   |             |       | 0- 0                      |   | 0- 0               |       | NEUTRAL        |   | 0- 0                 |       |                           |   |                     |       | 0- 0     |  |           |  |               |  |  |  |  |  |  |  |
| 5- 6                  |   |             |       | 0- 0                      |   | 0- 0               |       | NON-CONFERENCE |   | 0- 1                 |       |                           |   |                     |       | 5- 5     |  |           |  |               |  |  |  |  |  |  |  |
| 2- 3                  |   |             |       | 0- 0                      |   | 0- 0               |       | HOME           |   | 0- 1                 |       |                           |   |                     |       | 2- 2     |  |           |  |               |  |  |  |  |  |  |  |
| 3- 3                  |   |             |       | 0- 0                      |   | 0- 0               |       | AWAY           |   | 0- 0                 |       |                           |   |                     |       | 3- 3     |  |           |  |               |  |  |  |  |  |  |  |
| 0- 0                  |   |             |       | 0- 0                      |   | 0- 0               |       | NEUTRAL        |   | 0- 0                 |       |                           |   |                     |       | 0- 0     |  |           |  |               |  |  |  |  |  |  |  |
| 3- 13                 |   |             |       | 0- 3                      |   | 0- 5               |       | CONFERENCE     |   | 2- 2                 |       |                           |   |                     |       | 1- 3     |  |           |  |               |  |  |  |  |  |  |  |
| 2- 6                  |   |             |       | 0- 2                      |   | 0- 2               |       | HOME           |   | 2- 0                 |       |                           |   |                     |       | 0- 2     |  |           |  |               |  |  |  |  |  |  |  |
| 1- 7                  |   |             |       | 0- 1                      |   | 0- 3               |       | AWAY           |   | 0- 2                 |       |                           |   |                     |       | 1- 1     |  |           |  |               |  |  |  |  |  |  |  |
| 0- 0                  |   |             |       | 0- 0                      |   | 0- 0               |       | NEUTRAL        |   | 0- 0                 |       |                           |   |                     |       | 0- 0     |  |           |  |               |  |  |  |  |  |  |  |
| RPI 1-25              |   |             |       | RPI 26-50                 |   |                    |       | RPI 51-100     |   |                      |       | RPI 101+ Team's RPI: 228  |   |                     |       |          |  |           |  |               |  |  |  |  |  |  |  |
| RPI                   | S | Opponent    | Score | RPI                       | S | Opponent           | Score | RPI            | S | Opponent             | Score | RPI                       | S | Opponent            | Score |          |  |           |  |               |  |  |  |  |  |  |  |
| 5                     | A | Connecticut | 58 84 | 31                        | H | St. John's (N. Y.) | 50 72 | 53             | A | Louisville           | 64 75 | 111                       | H | Quinnipiac          | 80 83 |          |  |           |  |               |  |  |  |  |  |  |  |
| 9                     | H | Rutgers     | 45 58 | 37                        | A | Notre Dame         | 48 66 | 56             | A | Pittsburgh           | 65 75 | 178                       | A | Georgetown          | 67 79 |          |  |           |  |               |  |  |  |  |  |  |  |
| 13                    | H | DePaul      | 68 74 | 40                        | H | Villanova          | 51 54 | 74             | H | Cincinnati           | 58 57 | 179                       | H | Syracuse            | 76 77 |          |  |           |  |               |  |  |  |  |  |  |  |
|                       |   |             |       | 48                        | A | Marquette          | 59 92 | 89             | H | Sacred Heart         | 49 65 | 196                       | A | Seton Hall          | 71 69 |          |  |           |  |               |  |  |  |  |  |  |  |
|                       |   |             |       | 50                        | A | South Fla.         | 47 53 | 92             | H | West Virginia        | 57 55 | 196                       | H | Seton Hall          | 59 69 |          |  |           |  |               |  |  |  |  |  |  |  |
|                       |   |             |       |                           |   |                    |       |                |   |                      |       | 209                       | A | Harvard             | 70 59 |          |  |           |  |               |  |  |  |  |  |  |  |
|                       |   |             |       |                           |   |                    |       |                |   |                      |       | 212                       | A | Rhode Island        | 69 66 |          |  |           |  |               |  |  |  |  |  |  |  |
|                       |   |             |       |                           |   |                    |       |                |   |                      |       | 215                       | A | St. Peter's         | 46 54 |          |  |           |  |               |  |  |  |  |  |  |  |
|                       |   |             |       |                           |   |                    |       |                |   |                      |       | 235                       | A | Northeastern        | 51 71 |          |  |           |  |               |  |  |  |  |  |  |  |
|                       |   |             |       |                           |   |                    |       |                |   |                      |       | 237                       | A | Fordham             | 60 64 |          |  |           |  |               |  |  |  |  |  |  |  |
|                       |   |             |       |                           |   |                    |       |                |   |                      |       | 249                       | H | Navy                | 61 67 |          |  |           |  |               |  |  |  |  |  |  |  |
|                       |   |             |       |                           |   |                    |       |                |   |                      |       | 317                       | H | Yale                | 74 53 |          |  |           |  |               |  |  |  |  |  |  |  |
|                       |   |             |       |                           |   |                    |       |                |   |                      |       | 326                       | A | St. Francis (N. Y.) | 66 44 |          |  |           |  |               |  |  |  |  |  |  |  |
|                       |   |             |       |                           |   |                    |       |                |   |                      |       | 331                       | H | Wagner              | 79 55 |          |  |           |  |               |  |  |  |  |  |  |  |
|                       |   |             |       | LAST 10 Division I GAMES: |   |                    |       |                |   |                      |       |                           |   |                     |       |          |  |           |  |               |  |  |  |  |  |  |  |
|                       |   |             |       | 53                        | A | Louisville         | 64 75 | 92             | H | West Virginia        | 57 55 |                           |   |                     |       |          |  |           |  |               |  |  |  |  |  |  |  |
|                       |   |             |       | 13                        | H | DePaul             | 68 74 | 37             | A | Notre Dame           | 48 66 |                           |   |                     |       |          |  |           |  |               |  |  |  |  |  |  |  |
|                       |   |             |       | 40                        | H | Villanova          | 51 54 | 48             | A | Marquette            | 59 92 |                           |   |                     |       |          |  |           |  |               |  |  |  |  |  |  |  |
|                       |   |             |       | 5                         | A | Connecticut        | 58 84 | 179            | H | Syracuse             | 76 77 |                           |   |                     |       |          |  |           |  |               |  |  |  |  |  |  |  |
|                       |   |             |       | 196                       | A | Seton Hall         | 71 69 | 31             | H | St. John's (N. Y.)   | 50 72 |                           |   |                     |       |          |  |           |  |               |  |  |  |  |  |  |  |

Providence

Providence

Non-Div I Games:

Providence

Loss, 
Non-Conf, S Site, 
H Home
A Away 
N Neutral

| Average RPI Win: 125 |                 | WON-LOST RECORD | WINNING PCT. RANK | LAST 10 GAMES      | STRENGTH OF SCHEDULE | OPP. STRENGTH OF SCHEDULE | TEAM RPI        | ADJ. RPI | CONF. RPI | ADJ CONF. RPI      |       |
|----------------------|-----------------|-----------------|-------------------|--------------------|----------------------|---------------------------|-----------------|----------|-----------|--------------------|-------|
| DIV. I ONLY          |                 | 26- 7           | 22                | 6- 4               | 56                   | 32                        | 21              | 23       | 7         | 7                  |       |
| DIV. I NON-CONF.     |                 | 11- 3           | 34                | 2- 1               | 93                   | 28                        | 36              | 38       | 6         | 5                  |       |
| TOTALS               |                 | RPI 1-25        | RPI 26-50         | W-L RECORDS        | RPI 51-100           | RPI 100+                  |                 |          |           |                    |       |
| 26- 7                |                 | 3- 4            | 1- 1              | OVERALL            | 9- 2                 | 13- 0                     |                 |          |           |                    |       |
| 13- 1                |                 | 3- 0            | 1- 0              | HOME               | 4- 1                 | 5- 0                      |                 |          |           |                    |       |
| 8- 3                 |                 | 0- 2            | 0- 0              | AWAY               | 3- 1                 | 5- 0                      |                 |          |           |                    |       |
| 5- 3                 |                 | 0- 2            | 0- 1              | NEUTRAL            | 2- 0                 | 3- 0                      |                 |          |           |                    |       |
| 11- 3                |                 | 1- 2            | 1- 1              | NON-CONFERENCE     | 3- 0                 | 6- 0                      |                 |          |           |                    |       |
| 6- 0                 |                 | 1- 0            | 1- 0              | HOME               | 2- 0                 | 2- 0                      |                 |          |           |                    |       |
| 2- 1                 |                 | 0- 1            | 0- 0              | AWAY               | 0- 0                 | 2- 0                      |                 |          |           |                    |       |
| 3- 2                 |                 | 0- 1            | 0- 1              | NEUTRAL            | 1- 0                 | 2- 0                      |                 |          |           |                    |       |
| 15- 4                |                 | 2- 2            | 0- 0              | CONFERENCE         | 6- 2                 | 7- 0                      |                 |          |           |                    |       |
| 7- 1                 |                 | 2- 0            | 0- 0              | HOME               | 2- 1                 | 3- 0                      |                 |          |           |                    |       |
| 6- 2                 |                 | 0- 1            | 0- 0              | AWAY               | 3- 1                 | 3- 0                      |                 |          |           |                    |       |
| 2- 1                 |                 | 0- 1            | 0- 0              | NEUTRAL            | 1- 0                 | 1- 0                      |                 |          |           |                    |       |
| RPI 1-25             |                 | Team's RPI: 23  | RPI 26-50         | RPI 51-100         |                      | RPI 101+                  |                 |          |           |                    |       |
| RPI S                | Opponent        | Score           | RPI S             | Opponent           | Score                | RPI S                     | Opponent        | Score    |           |                    |       |
| 1 N                  | North Carolina  | 68 70           | 29 N              | George Washi ngton | 47 49                | 54 A                      | Indi ana        | 61 56    | 130 A     | Wi sconsi n        | 66 63 |
| 8 A                  | Ohio St.        | 58 67           | 37 H              | Notre Dame         | 65 54                | 54 H                      | Indi ana        | 61 63    | 130 H     | Wi sconsi n        | 77 57 |
| 8 H                  | Ohio St.        | 61 59           |                   |                    |                      | 54 N                      | Indi ana        | 67 41    | 132 A     | Illinoi s          | 57 53 |
| 8 N                  | Ohio St.        | 60 63           |                   |                    |                      | 58 A                      | Mi nnesota      | 60 56    | 132 N     | Illinoi s          | 68 57 |
| 13 A                 | DePaul          | 54 65           |                   |                    |                      | 58 H                      | Mi nnesota      | 63 31    | 147 A     | Western Mi ch.     | 98 65 |
| 17 H                 | Mi chi gan St.  | 73 53           |                   |                    |                      | 60 A                      | Iowa            | 71 77    | 159 N     | Val parai so       | 70 55 |
| 21 H                 | UCLA            | 61 54           |                   |                    |                      | 81 H                      | Arkansas St.    | 95 58    | 190 A     | Mi ssi ssi ppi St. | 61 42 |
|                      |                 |                 |                   |                    |                      | 91 H                      | Mi ssouri St.   | 73 52    | 193 H     | Butler             | 85 59 |
|                      |                 |                 |                   |                    |                      | 94 N                      | South Caroli na | 56 48    | 214 H     | Northwestern       | 71 63 |
|                      |                 |                 |                   |                    |                      | 95 A                      | Penn St.        | 72 61    | 223 A     | Mi chi gan         | 51 43 |
|                      |                 |                 |                   |                    |                      | 95 H                      | Penn St.        | 70 56    | 223 H     | Mi chi gan         | 75 50 |
|                      |                 |                 |                   |                    |                      |                           |                 |          | 299 H     | IPFW               | 76 52 |
|                      |                 |                 |                   |                    |                      |                           |                 |          | 313 N     | Centenary (La.)    | 70 48 |
| LAST 10 Div          |                 | si on I GAMES:  |                   |                    |                      |                           |                 |          |           |                    |       |
| 1 N                  | North Caroli na | 68 70           | 132N              | Illinoi s          | 68 57                |                           |                 |          |           |                    |       |
| 21 H                 | UCLA            | 61 54           | 130A              | Wi sconsi n        | 66 63                |                           |                 |          |           |                    |       |
| 91 H                 | Mi ssouri St.   | 73 52           | 8 A               | Ohio St.           | 58 67                |                           |                 |          |           |                    |       |
| 8 N                  | Ohio St.        | 60 63           | 54 H              | Indi ana           | 61 63                |                           |                 |          |           |                    |       |
| 54 N                 | Indi ana        | 67 41           | 223H              | Mi chi gan         | 75 50                |                           |                 |          |           |                    |       |

Non-Div I Games:

Purdue

| Overall Record   |                  |           |                           | Through Games of 2008 Final |            |             |                      | Team Statistics |       |                       |            |
|------------------|------------------|-----------|---------------------------|-----------------------------|------------|-------------|----------------------|-----------------|-------|-----------------------|------------|
| Average RPI      | Win:             | 246       | WON-LOST                  | WINNING                     | LAST 10    | STRENGTH OF | OPP. STRENGTH        | TEAM            | ADJ.  | CONF.                 | ADJ. CONF. |
| Loss:            | 122              | RECORD    | PCT. RANK                 | GAMES                       | SCHEDULE   | OF SCHEDULE | RPI                  | RPI             | RPI   | RPI                   |            |
| DIV. I ONLY      |                  | 22- 8     | 36                        | 7- 3                        | 268        | 281         | 110                  | 111             | 29    | 29                    |            |
| DIV. I NON-CONF. |                  | 5- 4      | 123                       | 0- 0                        | 284        | 88          | 185                  | 188             | 29    | 28                    |            |
| TOTALS           |                  | RPI 1-25  | RPI 26-50                 | W-L RECORDS                 | RPI 51-100 | RPI 100+    |                      |                 |       |                       |            |
| 22- 8            |                  | 0- 1      | 0- 1                      | OVERALL                     | 1- 3       | 21- 3       |                      |                 |       |                       |            |
| 12- 3            |                  | 0- 1      | 0- 1                      | HOME                        | 1- 0       | 11- 1       |                      |                 |       |                       |            |
| 10- 5            |                  | 0- 0      | 0- 0                      | AWAY                        | 0- 3       | 10- 2       |                      |                 |       |                       |            |
| 0- 0             |                  | 0- 0      | 0- 0                      | NEUTRAL                     | 0- 0       | 0- 0        |                      |                 |       |                       |            |
| 5- 4             |                  | 0- 1      | 0- 1                      | NON-CONFERENCE              | 0- 1       | 5- 1        |                      |                 |       |                       |            |
| 2- 2             |                  | 0- 1      | 0- 1                      | HOME                        | 0- 0       | 2- 0        |                      |                 |       |                       |            |
| 3- 2             |                  | 0- 0      | 0- 0                      | AWAY                        | 0- 1       | 3- 1        |                      |                 |       |                       |            |
| 0- 0             |                  | 0- 0      | 0- 0                      | NEUTRAL                     | 0- 0       | 0- 0        |                      |                 |       |                       |            |
| 17- 4            |                  | 0- 0      | 0- 0                      | CONFERENCE                  | 1- 2       | 16- 2       |                      |                 |       |                       |            |
| 10- 1            |                  | 0- 0      | 0- 0                      | HOME                        | 1- 0       | 9- 1        |                      |                 |       |                       |            |
| 7- 3             |                  | 0- 0      | 0- 0                      | AWAY                        | 0- 2       | 7- 1        |                      |                 |       |                       |            |
| 0- 0             |                  | 0- 0      | 0- 0                      | NEUTRAL                     | 0- 0       | 0- 0        |                      |                 |       |                       |            |
| RPI 1-25         |                  | RPI 26-50 |                           | RPI 51-100                  |            | RPI 101+    |                      | Team's RPI: 111 |       |                       |            |
| RPI S            | Opponent         | Score     | RPI S                     | Opponent                    | Score      | RPI S       | Opponent             | Score           | RPI S | Opponent              | Score      |
| 25               | H Boston College | 44 74     | 46                        | H Stony Brook               | 61 87      | 77          | A Dartmouth          | 42 90           | 158   | A Robert Morris       | 70 75      |
|                  |                  |           |                           |                             |            | 89          | A Sacred Heart       | 64 87           | 158   | H Robert Morris       | 53 46      |
|                  |                  |           |                           |                             |            | 89          | A Sacred Heart       | 65 69           | 158   | H Robert Morris       | 58 46      |
|                  |                  |           |                           |                             |            | 89          | H Sacred Heart       | 68 46           | 179   | A Syracuse            | 67 63      |
|                  |                  |           |                           |                             |            |             |                      |                 | 203   | A Mt. St. Mary's      | 64 57      |
|                  |                  |           |                           |                             |            |             |                      |                 | 203   | H Mt. St. Mary's      | 75 66      |
|                  |                  |           |                           |                             |            |             |                      |                 | 216   | H Manhattan           | 66 58      |
|                  |                  |           |                           |                             |            |             |                      |                 | 219   | A Monmouth            | 69 63      |
|                  |                  |           |                           |                             |            |             |                      |                 | 219   | H Monmouth            | 50 54      |
|                  |                  |           |                           |                             |            |             |                      |                 | 224   | H Long Island         | 75 68      |
|                  |                  |           |                           |                             |            |             |                      |                 | 228   | A Providence          | 83 80      |
|                  |                  |           |                           |                             |            |             |                      |                 | 251   | A UCF                 | 71 55      |
|                  |                  |           |                           |                             |            |             |                      |                 | 264   | A Fairleigh Dickinson | 62 53      |
|                  |                  |           |                           |                             |            |             |                      |                 | 264   | H Fairleigh Dickinson | 80 50      |
|                  |                  |           |                           |                             |            |             |                      |                 | 273   | A Stetson             | 59 67      |
|                  |                  |           |                           |                             |            |             |                      |                 | 274   | A Central Conn. St.   | 64 54      |
|                  |                  |           |                           |                             |            |             |                      |                 | 274   | H Central Conn. St.   | 68 57      |
|                  |                  |           |                           |                             |            |             |                      |                 | 274   | H Central Conn. St.   | 68 64      |
|                  |                  |           |                           |                             |            |             |                      |                 | 308   | A St. Francis (Pa.)   | 81 51      |
|                  |                  |           |                           |                             |            |             |                      |                 | 317   | H Yale                | 62 47      |
|                  |                  |           |                           |                             |            |             |                      |                 | 326   | A St. Francis (N.Y.)  | 61 54      |
|                  |                  |           |                           |                             |            |             |                      |                 | 326   | H St. Francis (N.Y.)  | 59 50      |
|                  |                  |           |                           |                             |            |             |                      |                 | 331   | A Wagner              | 72 59      |
|                  |                  |           |                           |                             |            |             |                      |                 | 331   | H Wagner              | 74 64      |
|                  |                  |           | LAST 10 Division I GAMES: |                             |            |             |                      |                 |       |                       |            |
|                  |                  |           | 89                        | A Sacred Heart              | 65 69      | 331         | H Wagner             | 74 64           |       |                       |            |
|                  |                  |           | 158                       | H Robert Morris             | 58 46      | 219         | A Monmouth           | 69 63           |       |                       |            |
|                  |                  |           | 274                       | H Central Conn. St.         | 68 64      | 158         | A Robert Morris      | 70 75           |       |                       |            |
|                  |                  |           | 158                       | H Robert Morris             | 53 46      | 308         | A St. Francis (Pa.)  | 81 51           |       |                       |            |
|                  |                  |           | 89                        | A Sacred Heart              | 64 87      | 326         | H St. Francis (N.Y.) | 59 50           |       |                       |            |

























































Quinnipiac

Quinnipiac

### Non-Div l Games:

Qui nni pi ac

Loss, Non-Conf, S Site, H Home A Away N Neutral

| Average RPI Win: 219  |   | WON-LOST RECORD   | WINNING PCT. RANK   | LAST 10 GAMES    | STRENGTH OF SCHEDULE  | OPP. STRENGTH OF SCHEDULE  | TEAM RPI      | ADJ. RPI  | CONF. RPI   | ADJ CONF. RPI   |
|---|---|---|---|------------------|---|--|---------------|---|---|---|
| DIV. I ONLY   |   | 12- 14  | 192   | 5- 5             | 128   | 190  | 170           | 172   | 14  | 14  |
| DIV. I NON-CONF.  |   | 5- 6  | 166   | 0- 0             | 150   | 227  | 172           | 173   | 15  | 15  |
| TOTALS  |   | RPI 1-25  | RPI 26-50   | W-L RECORDS      | RPI 51-100  | RPI 100+   |               |   |   |   |
| 12- 14  |   | 0- 1  | 0- 2  | OVERALL          | 1- 4  | 11- 7  |               |   |   |   |
| 7- 4  |   | 0- 1  | 0- 1  | HOME             | 1- 1  | 6- 1   |               |   |   |   |
| 5- 10   |   | 0- 0  | 0- 1  | AWAY             | 0- 3  | 5- 6   |               |   |   |   |
| 0- 0  |   | 0- 0  | 0- 0  | NEUTRAL          | 0- 0  | 0- 0   |               |   |   |   |
| 5- 6  |   | 0- 1  | 0- 0  | NON-CONFERENCE   | 0- 3  | 5- 2   |               |   |   |   |
| 2- 2  |   | 0- 1  | 0- 0  | HOME             | 0- 1  | 2- 0   |               |   |   |   |
| 3- 4  |   | 0- 0  | 0- 0  | AWAY             | 0- 2  | 3- 2   |               |   |   |   |
| 0- 0  |   | 0- 0  | 0- 0  | NEUTRAL          | 0- 0  | 0- 0   |               |   |   |   |
| 7- 8  |   | 0- 0  | 0- 2  | CONFERENCE       | 1- 1  | 6- 5   |               |   |   |   |
| 5- 2  |   | 0- 0  | 0- 1  | HOME             | 1- 0  | 4- 1   |               |   |   |   |
| 2- 6  |   | 0- 0  | 0- 1  | AWAY             | 0- 1  | 2- 4   |               |   |   |   |
| 0- 0  |   | 0- 0  | 0- 0  | NEUTRAL          | 0- 0  | 0- 0   |               |   |   |   |
| RPI 1-25  |   | RPI 26-50   |   | RPI 51-100       |   | RPI 101+   |               | Team's RPI: 172   |   |   |
| RPI S   | Opponent  | Score   | RPI S   | Opponent         | Score   | RPI S  | Opponent      | Score   |   |   |
| 19     |  Virginia Tech | 52  58   | 49       | Liberty          | 58  69     | 66  | Cal i forni a | 50  73 | 125    | Bel mont 71 67  |
|   |   |   | 49       | Liberty          | 50  58     | 87  | Hi gh Poi nt  | 53  66 | 148    | Coastal Caro. 61  73     |
|   |   |   |   |                  |   | 87  | Hi gh Poi nt  | 63 60   | 148    | Coastal Caro. 66 46   |
|   |   |   |   |                  |   | 93  | Kent St.      | 76  87 | 163    | Va. Commonweal th 57  59 |
|   |   |   |   |                  |   | 97  | Evansvi lle   | 51  53 | 165    | UNC Asheville 69  72     |
|   |   |   |   |                  |   |  |               |   | 165    | UNC Asheville 76 52   |
|   |   |   |   |                  |   |  |               |   | 210    | Winthrop 51 49  |
|   |   |   |   |                  |   |  |               |   | 210    | Winthrop 44  55          |
|   |   |   |   |                  |   |  |               |   | 210    | Winthrop 60  65          |
|   |   |   |   |                  |   |  |               |   | 232    | UC Davi s 82 71   |
|   |   |   |   |                  |   |  |               |   | 241    | Western Caro. 76 74   |
|   |   |   |   |                  |   |  |               |   | 248    | Bi rmi ngham-So. 51  68  |
|   |   |   |   |                  |   |  |               |   | 248  | Bi rmi ngham-So. 60 56  |
|   |   |   |   |                  |   |  |               |   | 249  | Navy 65  71            |
|   |   |   |   |                  |   |  |               |   | 287  | Charleston So. 73 53  |
|   |   |   |   |                  |   |  |               |   | 287  | Charleston So. 77 52  |
|   |   |   |   |                  |   |  |               |   | 299  | I PFW 79 77   |
|   |   |   |   |                  |   |  |               |   | 303  | Lafayette 56 40   |
| LAST 10 Division I GAMES:   |   |   |   |                  |   |  |               |   |   |   |
| 210  | Winthrop  | 44  55 | 210  | Winthrop         | 51 49   |  |               |   |   |   |
| 49   | Liberty   | 58  69 | 148  | Coastal Caro.    | 61  73 |  |               |   |   |   |
| 165  | UNC Asheville   | 76 52   | 287  | Charleston So.   | 73 53   |  |               |   |   |   |
| 248  | Bi rmi ngham-So.  | 60 56   | 49   | Liberty          | 50  58 |  |               |   |   |   |
| 87   | Hi gh Poi nt  | 63 60   | 248  | Bi rmi ngham-So. | 51  68 |  |               |   |   |   |

Non-Div I Games: Lees-McRae 82 61 Southern Va. 82 51

Radford



|                   |     |          |           |         |             |               |      |      |       |           |
|-------------------|-----|----------|-----------|---------|-------------|---------------|------|------|-------|-----------|
| Average RPI Win:  | 187 | WON-LOST | WINNING   | LAST 10 | STRENGTH OF | OPP. STRENGTH | TEAM | ADJ. | CONF. | ADJ CONF. |
| Average RPI Loss: | 119 | RECORD   | PCT. RANK | GAMES   | SCHEDULE    | OF SCHEDULE   | RPI  | RPI  | RPI   | RPI       |

|                  |       |     |      |    |     |     |     |    |    |
|------------------|-------|-----|------|----|-----|-----|-----|----|----|
| DIV. I ONLY      | 8- 20 | 272 | 3- 7 | 98 | 115 | 214 | 212 | 11 | 10 |
| DIV. I NON-CONF. | 3- 8  | 267 | 0- 0 | 56 | 114 | 170 | 170 | 9  | 9  |

|        |          |           |                |            |          |
|--------|----------|-----------|----------------|------------|----------|
| TOTALS | RPI 1-25 | RPI 26-50 | W-L RECORDS    | RPI 51-100 | RPI 100+ |
| 8- 20  | 0- 0     | 0- 7      | OVERALL        | 1- 2       | 7- 11    |
| 4- 10  | 0- 0     | 0- 4      | HOME           | 1- 0       | 3- 6     |
| 4- 8   | 0- 0     | 0- 2      | AWAY           | 0- 2       | 4- 4     |
| 0- 2   | 0- 0     | 0- 1      | NEUTRAL        | 0- 0       | 0- 1     |
| 3- 8   | 0- 0     | 0- 5      | NON-CONFERENCE | 0- 0       | 3- 3     |
| 1- 5   | 0- 0     | 0- 2      | HOME           | 0- 0       | 1- 3     |
| 2- 2   | 0- 0     | 0- 2      | AWAY           | 0- 0       | 2- 0     |
| 0- 1   | 0- 0     | 0- 1      | NEUTRAL        | 0- 0       | 0- 0     |
| 5- 12  | 0- 0     | 0- 2      | CONFERENCE     | 1- 2       | 4- 8     |
| 3- 5   | 0- 0     | 0- 2      | HOME           | 1- 0       | 2- 3     |
| 2- 6   | 0- 0     | 0- 0      | AWAY           | 0- 2       | 2- 4     |
| 0- 1   | 0- 0     | 0- 0      | NEUTRAL        | 0- 0       | 0- 1     |

| RPI S                     | Opponent | Score | RPI S | Opponent          | Score | RPI S | Opponent      | Score | RPI S | Opponent        | Score |
|---------------------------|----------|-------|-------|-------------------|-------|-------|---------------|-------|-------|-----------------|-------|
|                           |          |       |       |                   |       |       |               |       |       |                 |       |
|                           |          |       | 28 H  | Hartford          | 45 58 | 51 H  | Xavier        | 68 66 | 118 A | Richmond        | 54 77 |
|                           |          |       | 29 H  | George Washington | 54 72 | 57 A  | Charlotte     | 67 74 | 132 H | Illinois        | 62 73 |
|                           |          |       | 33 A  | Florida           | 62 76 | 67 A  | St. Joseph's  | 47 75 | 136 H | Brown           | 75 71 |
|                           |          |       | 34 H  | Temple            | 79 91 |       |               |       | 144 A | Dayton          | 51 62 |
|                           |          |       | 40 H  | Villanova         | 44 65 |       |               |       | 144 N | Dayton          | 63 71 |
|                           |          |       | 48 A  | Marquette         | 49 64 |       |               |       | 150 A | Holy Cross      | 72 68 |
|                           |          |       | 49 N  | Liberty           | 57 67 |       |               |       | 162 H | Duquesne        | 51 73 |
|                           |          |       |       |                   |       |       |               |       | 175 A | Massachusetts   | 63 54 |
|                           |          |       |       |                   |       |       |               |       | 175 H | Massachusetts   | 43 54 |
|                           |          |       |       |                   |       |       |               |       | 206 A | La Salle        | 53 61 |
|                           |          |       |       |                   |       |       |               |       | 206 H | La Salle        | 48 55 |
|                           |          |       |       |                   |       |       |               |       | 209 H | Harvard         | 48 77 |
|                           |          |       |       |                   |       |       |               |       | 221 A | Maine           | 65 48 |
|                           |          |       |       |                   |       |       |               |       | 228 H | Providence      | 66 69 |
|                           |          |       |       |                   |       |       |               |       | 237 A | Fordham         | 59 54 |
|                           |          |       |       |                   |       |       |               |       | 237 H | Fordham         | 79 65 |
|                           |          |       |       |                   |       |       |               |       | 280 A | St. Louis       | 59 72 |
|                           |          |       |       |                   |       |       |               |       | 285 H | St. Bonaventure | 67 60 |
| LAST 10 Division I GAMES: |          |       |       |                   |       |       |               |       |       |                 |       |
|                           |          |       | 144 N | Dayton            | 63 71 | 280 A | St. Louis     | 59 72 |       |                 |       |
|                           |          |       | 34 H  | Temple            | 79 91 | 118 A | Richmond      | 54 77 |       |                 |       |
|                           |          |       | 57 A  | Charlotte         | 67 74 | 237 A | Fordham       | 59 54 |       |                 |       |
|                           |          |       | 237 H | Fordham           | 79 65 | 175 H | Massachusetts | 43 54 |       |                 |       |
|                           |          |       | 285 H | St. Bonaventure   | 67 60 | 67 A  | St. Joseph's  | 47 75 |       |                 |       |

Non-Div I Games:

Rhode Island

Loss, 
Non-Conf, S Site, 
H Home
A Away 
N Neutral

|                      |            |                 |  |                   |                       |                |  |                      |                       |                           |  |          |                     |          |  |           |  |               |  |
|----------------------|------------|-----------------|--|-------------------|-----------------------|----------------|--|----------------------|-----------------------|---------------------------|--|----------|---------------------|----------|--|-----------|--|---------------|--|
| Average RPI Win: 165 |            | WON-LOST RECORD |  | WINNING PCT. RANK |                       | LAST 10 GAMES  |  | STRENGTH OF SCHEDULE |                       | OPP. STRENGTH OF SCHEDULE |  | TEAM RPI |                     | ADJ. RPI |  | CONF. RPI |  | ADJ CONF. RPI |  |
| DIV. I ONLY          |            | 18- 14          |  | 126               |                       | 8- 2           |  | 66                   |                       | 99                        |  | 84       |                     | 84       |  | 13        |  | 13            |  |
| DIV. I NON-CONF.     |            | 5- 8            |  | 208               |                       | 1- 1           |  | 57                   |                       | 44                        |  | 118      |                     | 115      |  | 13        |  | 12            |  |
| TOTALS               |            | RPI 1-25        |  | RPI 26-50         |                       | W-L RECORDS    |  | RPI 51-100           |                       | RPI 100+                  |  |          |                     |          |  |           |  |               |  |
| 18- 14               |            | 0- 1            |  | 1- 6              |                       | OVERALL        |  | 3- 3                 |                       | 14- 4                     |  |          |                     |          |  |           |  |               |  |
| 11- 3                |            | 0- 0            |  | 1- 1              |                       | HOME           |  | 3- 0                 |                       | 7- 2                      |  |          |                     |          |  |           |  |               |  |
| 5- 10                |            | 0- 1            |  | 0- 4              |                       | AWAY           |  | 0- 3                 |                       | 5- 2                      |  |          |                     |          |  |           |  |               |  |
| 2- 1                 |            | 0- 0            |  | 0- 1              |                       | NEUTRAL        |  | 0- 0                 |                       | 2- 0                      |  |          |                     |          |  |           |  |               |  |
| 5- 8                 |            | 0- 1            |  | 0- 4              |                       | NON-CONFERENCE |  | 1- 2                 |                       | 4- 1                      |  |          |                     |          |  |           |  |               |  |
| 3- 2                 |            | 0- 0            |  | 0- 1              |                       | HOME           |  | 1- 0                 |                       | 2- 1                      |  |          |                     |          |  |           |  |               |  |
| 1- 6                 |            | 0- 1            |  | 0- 3              |                       | AWAY           |  | 0- 2                 |                       | 1- 0                      |  |          |                     |          |  |           |  |               |  |
| 1- 0                 |            | 0- 0            |  | 0- 0              |                       | NEUTRAL        |  | 0- 0                 |                       | 1- 0                      |  |          |                     |          |  |           |  |               |  |
| 13- 6                |            | 0- 0            |  | 1- 2              |                       | CONFERENCE     |  | 2- 1                 |                       | 10- 3                     |  |          |                     |          |  |           |  |               |  |
| 8- 1                 |            | 0- 0            |  | 1- 0              |                       | HOME           |  | 2- 0                 |                       | 5- 1                      |  |          |                     |          |  |           |  |               |  |
| 4- 4                 |            | 0- 0            |  | 0- 1              |                       | AWAY           |  | 0- 1                 |                       | 4- 2                      |  |          |                     |          |  |           |  |               |  |
| 1- 1                 |            | 0- 0            |  | 0- 1              |                       | NEUTRAL        |  | 0- 0                 |                       | 1- 0                      |  |          |                     |          |  |           |  |               |  |
| RPI 1-25             |            | RPI 26-50       |  | RPI 51-100        |                       | Team's RPI: 84 |  | RPI 101+             |                       |                           |  |          |                     |          |  |           |  |               |  |
| RPI S                | Opponent   | Score           |  | RPI S             | Opponent              | Score          |  | RPI S                | Opponent              | Score                     |  | RPI S    | Opponent            | Score    |  |           |  |               |  |
| 14                   | A Stanford | 53 83           |  | 38                | A Texas A&M           | 64 65          |  | 54                   | A Indiana             | 57 67                     |  | 110      | H Wake Forest       | 67 69    |  |           |  |               |  |
|                      |            |                 |  | 42                | H Louisiana Tech      | 75 79          |  | 64                   | H Texas Tech          | 73 70                     |  | 140      | H East Caro.        | 73 65    |  |           |  |               |  |
|                      |            |                 |  | 44                | A Washington          | 62 86          |  | 82                   | A Mississippi         | 63 110                    |  | 141      | H Davidson          | 63 52    |  |           |  |               |  |
|                      |            |                 |  | 45                | A Tul sa              | 53 58          |  | 90                   | A Southern            | 58 67                     |  | 143      | A Loyol a Marymount | 80 65    |  |           |  |               |  |
|                      |            |                 |  | 45                | H Tul sa              | 78 62          |  |                      | Methodi st            |                           |  | 152      | A Tul ane           | 68 56    |  |           |  |               |  |
|                      |            |                 |  | 45                | N Tul sa              | 52 55          |  | 90                   | H Southern            | 71 56                     |  | 152      | H Tul ane           | 82 69    |  |           |  |               |  |
|                      |            |                 |  | 48                | A Marquette           | 57 82          |  |                      | Methodi st            |                           |  | 156      | A UAB               | 83 69    |  |           |  |               |  |
|                      |            |                 |  |                   |                       |                |  | 90                   | H Southern            | 57 52                     |  | 169      | A Houston           | 72 79    |  |           |  |               |  |
|                      |            |                 |  |                   |                       |                |  |                      | Methodi st            |                           |  | 169      | H Houston           | 62 75    |  |           |  |               |  |
|                      |            |                 |  |                   |                       |                |  |                      |                       |                           |  | 169      | N Houston           | 79 64    |  |           |  |               |  |
|                      |            |                 |  |                   |                       |                |  |                      |                       |                           |  | 183      | A Marshal l         | 64 75    |  |           |  |               |  |
|                      |            |                 |  |                   |                       |                |  |                      |                       |                           |  | 185      | A UTEP              | 63 49    |  |           |  |               |  |
|                      |            |                 |  |                   |                       |                |  |                      |                       |                           |  | 185      | H UTEP              | 83 32    |  |           |  |               |  |
|                      |            |                 |  |                   |                       |                |  |                      |                       |                           |  | 189      | H Southern Mi ss.   | 77 64    |  |           |  |               |  |
|                      |            |                 |  |                   |                       |                |  |                      |                       |                           |  | 211      | H Jackson St.       | 64 48    |  |           |  |               |  |
|                      |            |                 |  |                   |                       |                |  |                      |                       |                           |  | 251      | H UCF               | 66 52    |  |           |  |               |  |
|                      |            |                 |  |                   |                       |                |  |                      |                       |                           |  | 304      | N Penn              | 59 54    |  |           |  |               |  |
|                      |            |                 |  |                   |                       |                |  |                      |                       |                           |  | 309      | A Memphi s          | 72 56    |  |           |  |               |  |
|                      |            |                 |  | LAST 10 Div       |                       |                |  | si on I GAMES:       |                       |                           |  |          |                     |          |  |           |  |               |  |
|                      |            |                 |  | 54                | A Indiana             | 57 67          |  | 309                  | A Memphi s            | 72 56                     |  |          |                     |          |  |           |  |               |  |
|                      |            |                 |  | 211               | H Jackson St.         | 64 48          |  | 156                  | A UAB                 | 83 69                     |  |          |                     |          |  |           |  |               |  |
|                      |            |                 |  | 45                | N Tul sa              | 52 55          |  | 45                   | H Tul sa              | 78 62                     |  |          |                     |          |  |           |  |               |  |
|                      |            |                 |  | 90                | H Southern Methodi st | 57 52          |  | 90                   | H Southern Methodi st | 71 56                     |  |          |                     |          |  |           |  |               |  |
|                      |            |                 |  | 169               | N Houston             | 79 64          |  | 152                  | A Tul ane             | 68 56                     |  |          |                     |          |  |           |  |               |  |

### Non-Div l Games:

Ri ce

Loss, Non-Conf, S Site, H Home A Away N Neutral

| Average RPI Win: 171      |          | WON-LOST                     | WINNING        | LAST 10                      | STRENGTH OF | OPP. STRENGTH                | TEAM                     | ADJ. | CONF. | ADJ CONF. |
|---------------------------|----------|------------------------------|----------------|------------------------------|-------------|------------------------------|--------------------------|------|-------|-----------|
| Average RPI Loss: 94      |          | RECORD                       | PCT. RANK      | GAMES                        | SCHEDULE    | OF SCHEDULE                  | RPI                      | RPI  | RPI   | RPI       |
| DIV. I ONLY               | 13- 17   | 197                          | 5- 5           | 76                           | 91          | 122                          | 118                      | 11   | 10    |           |
| DIV. I NON-CONF.          | 5- 7     | 196                          | 0- 0           | 95                           | 75          | 145                          | 139                      | 9    | 9     |           |
| TOTALS                    | RPI 1-25 | RPI 26-50                    | W-L RECORDS    | RPI 51-100                   | RPI 100+    |                              |                          |      |       |           |
| 13- 17                    | 0- 2     | 2- 4                         | OVERALL        | 1- 5                         | 10- 6       |                              |                          |      |       |           |
| 8- 5                      | 0- 1     | 1- 2                         | HOME           | 1- 1                         | 6- 1        |                              |                          |      |       |           |
| 4- 11                     | 0- 1     | 1- 1                         | AWAY           | 0- 4                         | 3- 5        |                              |                          |      |       |           |
| 1- 1                      | 0- 0     | 0- 1                         | NEUTRAL        | 0- 0                         | 1- 0        |                              |                          |      |       |           |
| 5- 7                      | 0- 2     | 0- 1                         | NON-CONFERENCE | 0- 2                         | 5- 2        |                              |                          |      |       |           |
| 3- 2                      | 0- 1     | 0- 1                         | HOME           | 0- 0                         | 3- 0        |                              |                          |      |       |           |
| 2- 5                      | 0- 1     | 0- 0                         | AWAY           | 0- 2                         | 2- 2        |                              |                          |      |       |           |
| 0- 0                      | 0- 0     | 0- 0                         | NEUTRAL        | 0- 0                         | 0- 0        |                              |                          |      |       |           |
| 8- 10                     | 0- 0     | 2- 3                         | CONFERENCE     | 1- 3                         | 5- 4        |                              |                          |      |       |           |
| 5- 3                      | 0- 0     | 1- 1                         | HOME           | 1- 1                         | 3- 1        |                              |                          |      |       |           |
| 2- 6                      | 0- 0     | 1- 1                         | AWAY           | 0- 2                         | 1- 3        |                              |                          |      |       |           |
| 1- 1                      | 0- 0     | 0- 1                         | NEUTRAL        | 0- 0                         | 1- 0        |                              |                          |      |       |           |
| RPI S Opponent Score      | RPI 1-25 | RPI S Opponent Score         | RPI 26-50      | RPI S Opponent Score         | RPI 51-100  | RPI S Opponent Score         | RPI 101+ Team's RPI: 118 |      |       |           |
| 19 H Virginia Tech 47 54  |          | 29 A George Washington 67 63 |                | 51 A Xavier 60 72            |             | 110 H Wake Forest 65 57      |                          |      |       |           |
| 25 A Boston College 51 62 |          | 29 H George Washington 59 70 |                | 55 A James Madison 57 69     |             | 128 A Long Beach St. 51 59   |                          |      |       |           |
|                           |          | 29 N George Washington 51 61 |                | 57 A Charlotte 56 60         |             | 144 A Dayton 62 67           |                          |      |       |           |
|                           |          | 34 A Temple 46 65            |                | 57 H Charlotte 82 64         |             | 149 A UC Santa Barb. 61 55   |                          |      |       |           |
|                           |          | 34 H Temple 56 54            |                | 67 H St. Joseph's 56 76      |             | 162 H Duquesne 72 53         |                          |      |       |           |
|                           |          | 36 H Virginia 45 66          |                | 91 A Missouri St. 49 55      |             | 163 A Va. Commonwealth 74 76 |                          |      |       |           |
|                           |          |                              |                |                              |             | 175 A Massachusetts 67 81    |                          |      |       |           |
|                           |          |                              |                |                              |             | 206 H La Salle 58 59         |                          |      |       |           |
|                           |          |                              |                |                              |             | 206 N La Salle 60 53         |                          |      |       |           |
|                           |          |                              |                |                              |             | 209 H Harvard 63 47          |                          |      |       |           |
|                           |          |                              |                |                              |             | 212 H Rhode Island 77 54     |                          |      |       |           |
|                           |          |                              |                |                              |             | 236 A Howard 78 70           |                          |      |       |           |
|                           |          |                              |                |                              |             | 237 H Fordham 66 40          |                          |      |       |           |
|                           |          |                              |                |                              |             | 280 A St. Louis 71 65        |                          |      |       |           |
|                           |          |                              |                |                              |             | 285 A St. Bonaventure 72 75  |                          |      |       |           |
|                           |          |                              |                |                              |             | 297 H Hampton 77 47          |                          |      |       |           |
|                           |          | LAST 10 Division I GAMES:    |                |                              |             |                              |                          |      |       |           |
|                           |          | 29 N George Washington 51 61 |                | 57 H Charlotte 82 64         |             |                              |                          |      |       |           |
|                           |          | 206 N La Salle 60 53         |                | 34 H Temple 56 54            |             |                              |                          |      |       |           |
|                           |          | 67 H St. Joseph's 56 76      |                | 212 H Rhode Island 77 54     |             |                              |                          |      |       |           |
|                           |          | 285 A St. Bonaventure 72 75  |                | 34 A Temple 46 65            |             |                              |                          |      |       |           |
|                           |          | 29 A George Washington 67 63 |                | 29 H George Washington 59 70 |             |                              |                          |      |       |           |

Non-Div I Games:

Richmond

Loss, Non-Conf, S Site, H Home A Away N Neutral

Richmond

Average RPI Win: 288  
Average RPI Loss: 166

WON-LOST  
RECORD

WINNING  
PCT. RANK

LAST 10  
GAMES

STRENGTH OF  
SCHEDULE

OPP. STRENGTH  
OF SCHEDULE

TEAM  
RPI

ADJ.  
RPI

CONF.  
RPI

ADJ CONF.  
RPI

DIV. I ONLY  
DIV. I NON-CONF.

3- 25  
1- 8

327  
307

1- 9  
0- 0

202  
122

257  
259

316  
281

315  
284

19  
18

19  
18

TOTALS

RPI 1-25

RPI 26-50

W-L RECORDS

RPI 51-100

RPI 100+

3- 25

0- 0

0- 1

OVERALL

0- 4

3- 20

2- 12

0- 0

0- 1

HOME

0- 2

2- 9

1- 11

0- 0

0- 0

AWAY

0- 1

1- 10

0- 2

0- 0

0- 0

NEUTRAL

0- 1

0- 1

1- 8

0- 0

0- 1

NON-CONFERENCE

0- 2

1- 5

1- 4

0- 0

0- 1

HOME

0- 1

1- 2

0- 3

0- 0

0- 0

AWAY

0- 0

0- 3

0- 1

0- 0

0- 0

NEUTRAL

0- 1

0- 0

2- 17

0- 0

0- 0

CONFERENCE

0- 2

2- 15

1- 8

0- 0

0- 0

HOME

0- 1

1- 7

1- 8

0- 0

0- 0

AWAY

0- 1

1- 7

0- 1

0- 0

0- 0

NEUTRAL

0- 0

0- 1

RPI 1-25

RPI 26-50

RPI 51-100

RPI 101+

Team's RPI: 315

RPI S Opponent Score

RPI S Opponent Score

RPI S Opponent Score

RPI S Opponent Score

28 H Hartford 41 70

60 N Iowa 41 88

105 H Princeton 63 67

71 A Mari st 49 75

114 A Iona 58 78

71 H Mari st 40 72

114 H Iona 53 64

89 H Sacred Heart 49 83

115 A Loyol a (Md.) 40 60

115 H Loyol a (Md.) 47 63

129 A Cani si us 65 84

129 H Cani si us 66 76

206 A La Salle 50 74

215 A St. Peter's 53 67

215 H St. Peter's 65 81

216 A Manhattan 34 59

216 H Manhattan 48 78

216 N Manhattan 52 89

219 H Monmouth 67 57

221 H Mai ne 35 70

229 A Si ena 38 63

229 H Si ena 49 78

238 A Fai rfi el d 45 79

238 H Fai rfi el d 53 68

265 A San Franci sco 44 80

304 A Penn 38 66

322 A Ni agara 63 52

322 H Ni agara 49 43

LAST 10 Div sion I GAMES:

216 N Manhattan 52 89

215 H St. Peter's 65 81

71 H Mari st 40 72

115 A Loyol a (Md.) 40 60

114 H Iona 53 64

229 H Si ena 49 78

129 A Cani si us 65 84

215 A St. Peter's 53 67

322 A Ni agara 63 52

238 H Fai rfi el d 53 68

R  
i  
d  
e  
r

R  
i  
d  
e  
r

Non-Di v I Games:

Ri der

Loss, Non-Conf, S Site, H Home A Away N Neutral

[illegible]

Robert Morris

Robert Morris

### Non-Div l Games:

Robert Morris

Loss, Non-Conf, S Site, H Home A Away N Neutral

| Average RPI Win: 90       |                    | WON-LOST      | WINNING   | LAST 10           | STRENGTH OF | OPP. STRENGTH | TEAM          | ADJ.  | CONF. | ADJ CONF.       |       |
|---------------------------|--------------------|---------------|-----------|-------------------|-------------|---------------|---------------|-------|-------|-----------------|-------|
| Average RPI Loss: 45      |                    | RECORD        | PCT. RANK | GAMES             | SCHEDULE    | OF SCHEDULE   | RPI           | RPI   | RPI   | RPI             |       |
| DIV. I ONLY               |                    | 27- 5         | 12        | 8- 2              | 18          | 14            | 9             | 9     | 4     | 4               |       |
| DIV. I NON-CONF.          |                    | 10- 4         | 68        | 2- 1              | 27          | 11            | 22            | 22    | 5     | 6               |       |
| TOTALS                    |                    | RPI 1-25      | RPI 26-50 | W-L RECORDS       | RPI 51-100  | RPI 100+      |               |       |       |                 |       |
| 27- 5                     |                    | 5- 2          | 7- 1      | OVERALL           | 7- 2        | 8- 0          |               |       |       |                 |       |
| 11- 1                     |                    | 3- 0          | 3- 1      | HOME              | 2- 0        | 3- 0          |               |       |       |                 |       |
| 10- 2                     |                    | 1- 1          | 2- 0      | AWAY              | 4- 1        | 3- 0          |               |       |       |                 |       |
| 6- 2                      |                    | 1- 1          | 2- 0      | NEUTRAL           | 1- 1        | 2- 0          |               |       |       |                 |       |
| 10- 4                     |                    | 2- 2          | 1- 1      | NON-CONFERENCE    | 3- 1        | 4- 0          |               |       |       |                 |       |
| 3- 1                      |                    | 1- 0          | 0- 1      | HOME              | 1- 0        | 1- 0          |               |       |       |                 |       |
| 2- 2                      |                    | 0- 1          | 0- 0      | AWAY              | 1- 1        | 1- 0          |               |       |       |                 |       |
| 5- 1                      |                    | 1- 1          | 1- 0      | NEUTRAL           | 1- 0        | 2- 0          |               |       |       |                 |       |
| 17- 1                     |                    | 3- 0          | 6- 0      | CONFERENCE        | 4- 1        | 4- 0          |               |       |       |                 |       |
| 8- 0                      |                    | 2- 0          | 3- 0      | HOME              | 1- 0        | 2- 0          |               |       |       |                 |       |
| 8- 0                      |                    | 1- 0          | 2- 0      | AWAY              | 3- 0        | 2- 0          |               |       |       |                 |       |
| 1- 1                      |                    | 0- 0          | 1- 0      | NEUTRAL           | 0- 1        | 0- 0          |               |       |       |                 |       |
| RPI 1-25                  |                    | Team's RPI: 9 | RPI 26-50 | RPI 51-100        |             | RPI 101+      |               |       |       |                 |       |
| RPI S                     | Opponent           | Score         | RPI S     | Opponent          | Score       | RPI S         | Opponent      | Score |       |                 |       |
| 2 N                       | Tennessee          | 69 76         | 26 N      | TCU               | 82 48       | 52 H          | Texas         | 63 49 | 105 A | Princeton       | 65 56 |
| 5 A                       | Connecticut        | 60 56         | 31 H      | St. John's (N.Y.) | 61 51       | 53 H          | Louisville    | 80 55 | 178 A | Georgetown      | 65 51 |
| 5 H                       | Connecticut        | 48 42         | 34 H      | Temple            | 47 48       | 56 A          | Pittsburgh    | 65 50 | 179 H | Syracuse        | 60 43 |
| 11 N                      | North Carolina St. | 66 56         | 37 H      | Notre Dame        | 69 43       | 60 A          | Iowa          | 57 51 | 180 N | San Jose St.    | 76 64 |
| 13 H                      | DePaul             | 67 57         | 40 H      | Villanova         | 62 56       | 74 A          | Cincinnati    | 64 51 | 196 H | Seton Hall      | 63 41 |
| 17 A                      | Michigan St.       | 71 73         | 40 N      | Villanova         | 60 37       | 77 N          | Dartmouth     | 63 58 | 228 A | Providence      | 58 45 |
| 20 H                      | Old Dominion       | 77 41         | 48 A      | Marquette         | 71 50       | 82 A          | Mississippi   | 57 67 | 260 N | North Fla.      | 66 36 |
|                           |                    |               | 50 A      | South Fla.        | 66 65       | 92 A          | West Virginia | 54 41 | 327 H | Bethune-Cookman | 73 48 |
|                           |                    |               |           |                   |             | 92 N          | West Virginia | 40 56 |       |                 |       |
| LAST 10 Division I GAMES: |                    |               |           |                   |             |               |               |       |       |                 |       |
| 2 N                       | Tennessee          | 69 76         | 5 H       | Connecticut       | 48 42       |               |               |       |       |                 |       |
| 26 N                      | TCU                | 82 48         | 56 A      | Pittsburgh        | 65 50       |               |               |       |       |                 |       |
| 77 N                      | Dartmouth          | 63 58         | 48 A      | Marquette         | 71 50       |               |               |       |       |                 |       |
| 92 N                      | West Virginia      | 40 56         | 179 H     | Syracuse          | 60 43       |               |               |       |       |                 |       |
| 40 N                      | Villanova          | 60 37         | 40 H      | Villanova         | 62 56       |               |               |       |       |                 |       |

Non-Div I Games:

Rutgers

|                       |                      |                 |  |                   |                   |                |  |                      |                   |                           |  |          |                       |                 |  |           |  |               |  |
|-----------------------|----------------------|-----------------|--|-------------------|-------------------|----------------|--|----------------------|-------------------|---------------------------|--|----------|-----------------------|-----------------|--|-----------|--|---------------|--|
| Average RPI Win: 238  |                      | WON-LOST RECORD |  | WINNING PCT. RANK |                   | LAST 10 GAMES  |  | STRENGTH OF SCHEDULE |                   | OPP. STRENGTH OF SCHEDULE |  | TEAM RPI |                       | ADJ. RPI        |  | CONF. RPI |  | ADJ CONF. RPI |  |
| Average RPI Loss: 164 |                      |                 |  |                   |                   |                |  |                      |                   |                           |  |          |                       |                 |  |           |  |               |  |
| DIV. I ONLY           |                      | 9- 17           |  | 242               |                   | 3- 7           |  | 232                  |                   | 248                       |  | 262      |                       | 262             |  | 18        |  | 18            |  |
| DIV. I NON-CONF.      |                      | 5- 7            |  | 196               |                   | 0- 0           |  | 244                  |                   | 250                       |  | 233      |                       | 235             |  | 22        |  | 23            |  |
| TOTALS                |                      | RPI 1-25        |  | RPI 26-50         |                   | W-L RECORDS    |  | RPI 51-100           |                   |                           |  | RPI 100+ |                       |                 |  |           |  |               |  |
| 9- 17                 |                      | 0- 0            |  | 0- 1              |                   | OVERALL        |  | 0- 4                 |                   |                           |  | 9- 12    |                       |                 |  |           |  |               |  |
| 8- 4                  |                      | 0- 0            |  | 0- 0              |                   | HOME           |  | 0- 1                 |                   |                           |  | 8- 3     |                       |                 |  |           |  |               |  |
| 1- 13                 |                      | 0- 0            |  | 0- 1              |                   | AWAY           |  | 0- 3                 |                   |                           |  | 1- 9     |                       |                 |  |           |  |               |  |
| 0- 0                  |                      | 0- 0            |  | 0- 0              |                   | NEUTRAL        |  | 0- 0                 |                   |                           |  | 0- 0     |                       |                 |  |           |  |               |  |
| 5- 7                  |                      | 0- 0            |  | 0- 1              |                   | NON-CONFERENCE |  | 0- 2                 |                   |                           |  | 5- 4     |                       |                 |  |           |  |               |  |
| 5- 0                  |                      | 0- 0            |  | 0- 0              |                   | HOME           |  | 0- 0                 |                   |                           |  | 5- 0     |                       |                 |  |           |  |               |  |
| 0- 7                  |                      | 0- 0            |  | 0- 1              |                   | AWAY           |  | 0- 2                 |                   |                           |  | 0- 4     |                       |                 |  |           |  |               |  |
| 0- 0                  |                      | 0- 0            |  | 0- 0              |                   | NEUTRAL        |  | 0- 0                 |                   |                           |  | 0- 0     |                       |                 |  |           |  |               |  |
| 4- 10                 |                      | 0- 0            |  | 0- 0              |                   | CONFERENCE     |  | 0- 2                 |                   |                           |  | 4- 8     |                       |                 |  |           |  |               |  |
| 3- 4                  |                      | 0- 0            |  | 0- 0              |                   | HOME           |  | 0- 1                 |                   |                           |  | 3- 3     |                       |                 |  |           |  |               |  |
| 1- 6                  |                      | 0- 0            |  | 0- 0              |                   | AWAY           |  | 0- 1                 |                   |                           |  | 1- 5     |                       |                 |  |           |  |               |  |
| 0- 0                  |                      | 0- 0            |  | 0- 0              |                   | NEUTRAL        |  | 0- 0                 |                   |                           |  | 0- 0     |                       |                 |  |           |  |               |  |
| RPI 1-25              |                      |                 |  | RPI 26-50         |                   |                |  | RPI 51-100           |                   |                           |  | RPI 101+ |                       | Team's RPI: 262 |  |           |  |               |  |
| RPI S                 | Opponent             | Score           |  | RPI S             | Opponent          | Score          |  | RPI S                | Opponent          | Score                     |  | RPI S    | Opponent              | Score           |  |           |  |               |  |
| 29                    | A George Washi ngton | 42 63           |  | 63                | A Wyomi ng        | 35 47          |  | 103                  | A Northern Ari z. | 54 68                     |  | 103      | H Northern Ari z.     | 61 59           |  |           |  |               |  |
|                       |                      |                 |  | 64                | A Texas Tech      | 53 63          |  | 168                  | H Gonzaga         | 73 54                     |  | 177      | A Idaho St.           | 60 75           |  |           |  |               |  |
|                       |                      |                 |  | 98                | A Montana         | 59 78          |  | 177                  | H Idaho St.       | 76 79                     |  | 184      | A Weber St.           | 55 59           |  |           |  |               |  |
|                       |                      |                 |  | 98                | H Montana         | 45 79          |  | 184                  | H Weber St.       | 55 57                     |  | 199      | A Nevada              | 52 63           |  |           |  |               |  |
|                       |                      |                 |  |                   |                   |                |  | 202                  | A Boise St.       | 52 80                     |  | 204      | A Eastern Wash.       | 58 79           |  |           |  |               |  |
|                       |                      |                 |  |                   |                   |                |  | 204                  | H Eastern Wash.   | 69 61                     |  | 205      | A New Mexico St.      | 58 75           |  |           |  |               |  |
|                       |                      |                 |  |                   |                   |                |  | 232                  | H UC Davis        | 78 65                     |  | 233      | A Portland St.        | 60 72           |  |           |  |               |  |
|                       |                      |                 |  |                   |                   |                |  | 233                  | H Portland St.    | 70 65                     |  | 253      | A St. Mary' s (Cal .) | 51 52           |  |           |  |               |  |
|                       |                      |                 |  |                   |                   |                |  | 257                  | H Southern Utah   | 68 67                     |  | 311      | A Montana St.         | 66 57           |  |           |  |               |  |
|                       |                      |                 |  |                   |                   |                |  | 311                  | H Montana St.     | 80 86                     |  | 314      | H Wofford             | 71 57           |  |           |  |               |  |
|                       |                      |                 |  |                   |                   |                |  | 319                  | H Paci fi c       | 76 66                     |  |          |                       |                 |  |           |  |               |  |
| LAST 10 Div           |                      |                 |  | sion I GAMES:     |                   |                |  |                      |                   |                           |  |          |                       |                 |  |           |  |               |  |
| 204                   | A Eastern Wash.      | 58 79           |  | 177               | A Idaho St.       | 60 75          |  |                      |                   |                           |  |          |                       |                 |  |           |  |               |  |
| 233                   | A Portland St.       | 60 72           |  | 184               | A Weber St.       | 55 59          |  |                      |                   |                           |  |          |                       |                 |  |           |  |               |  |
| 103                   | H Northern Ari z.    | 61 59           |  | 233               | H Portland St.    | 70 65          |  |                      |                   |                           |  |          |                       |                 |  |           |  |               |  |
| 311                   | H Montana St.        | 80 86           |  | 204               | H Eastern Wash.   | 69 61          |  |                      |                   |                           |  |          |                       |                 |  |           |  |               |  |
| 98                    | H Montana            | 45 79           |  | 103               | A Northern Ari z. | 54 68          |  |                      |                   |                           |  |          |                       |                 |  |           |  |               |  |

Sacramento St.

Non-Di v I Games:

Sacramento St.

Loss, 
Non-Conf, S Site, 
H Home
A Away 
N Neutral

| Average RPI Win: 247      |           | WON-LOST                | WINNING        | LAST 10    | STRENGTH OF | OPP. STRENGTH  | TEAM                    | ADJ.     | CONF.                   | ADJ CONF. |
|---------------------------|-----------|-------------------------|----------------|------------|-------------|----------------|-------------------------|----------|-------------------------|-----------|
| Average RPI Loss: 85      |           | RECORD                  | PCT. RANK      | GAMES      | SCHEDULE    | OF SCHEDULE    | RPI                     | RPI      | RPI                     | RPI       |
| DIV. I ONLY               | 26- 5     | 13                      | 9- 1           | 303        | 268         | 88             | 89                      | 29       | 29                      |           |
| DIV. I NON-CONF.          | 7- 3      | 73                      | 0- 1           | 226        | 111         | 104            | 105                     | 29       | 28                      |           |
| TOTALS                    | RPI 1-25  | RPI 26-50               | W-L RECORDS    | RPI 51-100 | RPI 100+    |                |                         |          |                         |           |
| 26- 5                     | 0- 2      | 0- 0                    | OVERALL        | 0- 1       | 26- 2       |                |                         |          |                         |           |
| 15- 0                     | 0- 0      | 0- 0                    | HOME           | 0- 0       | 15- 0       |                |                         |          |                         |           |
| 11- 4                     | 0- 1      | 0- 0                    | AWAY           | 0- 1       | 11- 2       |                |                         |          |                         |           |
| 0- 1                      | 0- 1      | 0- 0                    | NEUTRAL        | 0- 0       | 0- 0        |                |                         |          |                         |           |
| 7- 3                      | 0- 2      | 0- 0                    | NON-CONFERENCE | 0- 1       | 7- 0        |                |                         |          |                         |           |
| 3- 0                      | 0- 0      | 0- 0                    | HOME           | 0- 0       | 3- 0        |                |                         |          |                         |           |
| 4- 2                      | 0- 1      | 0- 0                    | AWAY           | 0- 1       | 4- 0        |                |                         |          |                         |           |
| 0- 1                      | 0- 1      | 0- 0                    | NEUTRAL        | 0- 0       | 0- 0        |                |                         |          |                         |           |
| 19- 2                     | 0- 0      | 0- 0                    | CONFERENCE     | 0- 0       | 19- 2       |                |                         |          |                         |           |
| 12- 0                     | 0- 0      | 0- 0                    | HOME           | 0- 0       | 12- 0       |                |                         |          |                         |           |
| 7- 2                      | 0- 0      | 0- 0                    | AWAY           | 0- 0       | 7- 2        |                |                         |          |                         |           |
| 0- 0                      | 0- 0      | 0- 0                    | NEUTRAL        | 0- 0       | 0- 0        |                |                         |          |                         |           |
| RPI S                     | RPI 1-25  | RPI S                   | RPI 26-50      | RPI S      | RPI 51-100  | Team's RPI: 89 | RPI S                   | RPI 101+ | Score                   |           |
| 4 N                       | Maryl and | 54                      | 95             |            |             |                | 111                     | A        | Qui nni pi ac           | 46 68     |
| 8 A                       | Ohio St.  | 40                      | 84             |            |             |                | 111                     | H        | Qui nni pi ac           | 87 64     |
|                           |           |                         |                |            |             |                | 111                     | H        | Qui nni pi ac           | 69 65     |
|                           |           |                         |                |            |             |                | 114                     | A        | Iona                    | 79 78     |
|                           |           |                         |                |            |             |                | 158                     | H        | Robert Morris           | 78 59     |
|                           |           |                         |                |            |             |                | 179                     | A        | Syracuse                | 84 57     |
|                           |           |                         |                |            |             |                | 203                     | A        | Mt. St. Mary's          | 91 64     |
|                           |           |                         |                |            |             |                | 203                     | H        | Mt. St. Mary's          | 83 68     |
|                           |           |                         |                |            |             |                | 215                     | H        | St. Peter's             | 82 54     |
|                           |           |                         |                |            |             |                | 219                     | A        | Monmouth                | 64 63     |
|                           |           |                         |                |            |             |                | 224                     | A        | Long Isl and            | 63 68     |
|                           |           |                         |                |            |             |                | 224                     | H        | Long Isl and            | 59 43     |
|                           |           |                         |                |            |             |                | 224                     | H        | Long Isl and            | 64 50     |
|                           |           |                         |                |            |             |                | 228                     | A        | Provi dence             | 65 49     |
|                           |           |                         |                |            |             |                | 264                     | A        | Fai rlei gh Di cki nson | 76 55     |
|                           |           |                         |                |            |             |                | 264                     | H        | Fai rlei gh Di cki nson | 84 44     |
|                           |           |                         |                |            |             |                | 264                     | H        | Fai rlei gh Di cki nson | 83 55     |
|                           |           |                         |                |            |             |                | 274                     | A        | Central Conn. St.       | 65 47     |
|                           |           |                         |                |            |             |                | 274                     | H        | Central Conn. St.       | 65 40     |
|                           |           |                         |                |            |             |                | 308                     | A        | St. Francis (Pa.)       | 89 52     |
|                           |           |                         |                |            |             |                | 308                     | H        | St. Francis (Pa.)       | 64 51     |
|                           |           |                         |                |            |             |                | 315                     | A        | Ri der                  | 83 49     |
|                           |           |                         |                |            |             |                | 317                     | H        | Yal e                   | 74 51     |
|                           |           |                         |                |            |             |                | 318                     | H        | Col umbi a              | 96 65     |
|                           |           |                         |                |            |             |                | 326                     | A        | St. Francis (N.Y.)      | 63 62     |
|                           |           |                         |                |            |             |                | 326                     | H        | St. Francis (N.Y.)      | 69 51     |
|                           |           |                         |                |            |             |                | 331                     | A        | Wagner                  | 67 56     |
|                           |           |                         |                |            |             |                | 331                     | H        | Wagner                  | 85 48     |
| LAST 10 Div sion I GAMES: |           |                         |                |            |             |                |                         |          |                         |           |
| 4 N                       | Maryl and | 54                      | 95             | 111        | H           | Qui nni pi ac  | 87                      | 64       |                         |           |
| 111                       | H         | Qui nni pi ac           | 69             | 65         | 264         | H              | Fai rlei gh Di cki nson | 84       | 44                      |           |
| 224                       | H         | Long Isl and            | 64             | 50         | 274         | A              | Central Conn. St.       | 65       | 47                      |           |
| 264                       | H         | Fai rlei gh Di cki nson | 83             | 55         | 203         | H              | Mt. St. Mary's          | 83       | 68                      |           |
| 219                       | A         | Monmouth                | 64             | 63         | 326         | A              | St. Francis (N.Y.)      | 63       | 62                      |           |

Non-Div I Games:

Sacred Heart



|                   |     |          |           |         |             |               |      |      |       |           |
|-------------------|-----|----------|-----------|---------|-------------|---------------|------|------|-------|-----------|
| Average RPI Win:  | 287 | WON-LOST | WINNING   | LAST 10 | STRENGTH OF | OPP. STRENGTH | TEAM | ADJ. | CONF. | ADJ CONF. |
| Average RPI Loss: | 155 | RECORD   | PCT. RANK | GAMES   | SCHEDULE    | OF SCHEDULE   | RPI  | RPI  | RPI   | RPI       |

|                  |       |     |      |     |     |     |     |    |    |
|------------------|-------|-----|------|-----|-----|-----|-----|----|----|
| DIV. I ONLY      | 6- 18 | 290 | 3- 7 | 241 | 235 | 292 | 292 | 20 | 20 |
| DIV. I NON-CONF. | 2- 6  | 278 | 0- 0 | 252 | 131 | 277 | 277 | 24 | 24 |

|        |          |           |                |            |          |
|--------|----------|-----------|----------------|------------|----------|
| TOTALS | RPI 1-25 | RPI 26-50 | W-L RECORDS    | RPI 51-100 | RPI 100+ |
| 6- 18  | 0- 1     | 0- 1      | OVERALL        | 0- 3       | 6- 13    |
| 5- 5   | 0- 0     | 0- 0      | HOME           | 0- 0       | 5- 5     |
| 1- 13  | 0- 1     | 0- 1      | AWAY           | 0- 3       | 1- 8     |
| 0- 0   | 0- 0     | 0- 0      | NEUTRAL        | 0- 0       | 0- 0     |
| 2- 6   | 0- 1     | 0- 1      | NON-CONFERENCE | 0- 2       | 2- 2     |
| 1- 1   | 0- 0     | 0- 0      | HOME           | 0- 0       | 1- 1     |
| 1- 5   | 0- 1     | 0- 1      | AWAY           | 0- 2       | 1- 1     |
| 0- 0   | 0- 0     | 0- 0      | NEUTRAL        | 0- 0       | 0- 0     |
| 4- 12  | 0- 0     | 0- 0      | CONFERENCE     | 0- 1       | 4- 11    |
| 4- 4   | 0- 0     | 0- 0      | HOME           | 0- 0       | 4- 4     |
| 0- 8   | 0- 0     | 0- 0      | AWAY           | 0- 1       | 0- 7     |
| 0- 0   | 0- 0     | 0- 0      | NEUTRAL        | 0- 0       | 0- 0     |

| RPI S                     | Opponent            | Score | RPI S | Opponent           | Score | RPI S | Opponent             | Score | RPI S | Opponent           | Score |
|---------------------------|---------------------|-------|-------|--------------------|-------|-------|----------------------|-------|-------|--------------------|-------|
| 10                        | A Baylor            | 42 82 | 38    | A Texas A&M        | 52 94 | 52    | A Texas              | 33 83 | 113   | A UTSA             | 52 72 |
|                           |                     |       |       |                    |       | 68    | A Stephen F. Austin  | 45 84 | 113   | H UTSA             | 71 75 |
|                           |                     |       |       |                    |       | 90    | A Southern Methodist | 68 96 | 119   | A Texas-Arlington  | 34 56 |
|                           |                     |       |       |                    |       |       |                      |       | 119   | H Texas-Arlington  | 44 61 |
|                           |                     |       |       |                    |       |       |                      |       | 137   | A La. -Monroe      | 55 74 |
|                           |                     |       |       |                    |       |       |                      |       | 173   | H La. -Lafayette   | 40 62 |
|                           |                     |       |       |                    |       |       |                      |       | 208   | A Texas St.        | 63 73 |
|                           |                     |       |       |                    |       |       |                      |       | 208   | H Texas St.        | 59 68 |
|                           |                     |       |       |                    |       |       |                      |       | 220   | A McNeese St.      | 53 57 |
|                           |                     |       |       |                    |       |       |                      |       | 220   | H McNeese St.      | 63 57 |
|                           |                     |       |       |                    |       |       |                      |       | 242   | H Lamar            | 46 51 |
|                           |                     |       |       |                    |       |       |                      |       | 268   | A Northwestern St. | 60 78 |
|                           |                     |       |       |                    |       |       |                      |       | 268   | H Northwestern St. | 75 69 |
|                           |                     |       |       |                    |       |       |                      |       | 291   | A Southeastern La. | 44 62 |
|                           |                     |       |       |                    |       |       |                      |       | 291   | H Southeastern La. | 55 39 |
|                           |                     |       |       |                    |       |       |                      |       | 294   | H Nicholls St.     | 77 67 |
|                           |                     |       |       |                    |       |       |                      |       | 313   | A Centenary (La.)  | 63 68 |
|                           |                     |       |       |                    |       |       |                      |       | 323   | H Prairie View     | 74 57 |
|                           |                     |       |       |                    |       |       |                      |       | 328   | A Texas Southern   | 79 61 |
| LAST 10 Division I GAMES: |                     |       |       |                    |       |       |                      |       |       |                    |       |
| 68                        | A Stephen F. Austin | 45 84 | 291   | A Southeastern La. | 44 62 |       |                      |       |       |                    |       |
| 119                       | H Texas-Arlington   | 44 61 | 137   | A La. -Monroe      | 55 74 |       |                      |       |       |                    |       |
| 113                       | A UTSA              | 52 72 | 268   | H Northwestern St. | 75 69 |       |                      |       |       |                    |       |
| 220                       | H McNeese St.       | 63 57 | 119   | A Texas-Arlington  | 34 56 |       |                      |       |       |                    |       |
| 242                       | H Lamar             | 46 51 | 291   | H Southeastern La. | 55 39 |       |                      |       |       |                    |       |

Non-Div I Games: Texas Woman's 59 57 Texas-Tyler 83 46 Jarvis Christian 86 39

Sam Houston St.

Loss, Non-Conf, S Site, H Home A Away N Neutral

| Average RPI Win: 217      |          | WON-LOST<br>RECORD | WINNING<br>PCT. RANK | LAST 10<br>GAMES | STRENGTH OF<br>SCHEDULE | OPP. STRENGTH<br>OF SCHEDULE | TEAM<br>RPI         | ADJ.<br>RPI     | CONF.<br>RPI | ADJ CONF.<br>RPI   |
|---------------------------|----------|--------------------|----------------------|------------------|-------------------------|------------------------------|---------------------|-----------------|--------------|--------------------|
| DIV. I ONLY               |          | 21- 8              | 41                   | 7- 3             | 253                     | 252                          | 107                 | 109             | 22           | 22                 |
| DIV. I NON-CONF.          |          | 5- 2               | 68                   | 0- 0             | 159                     | 207                          | 87                  | 88              | 23           | 22                 |
| <hr/>                     |          |                    |                      |                  |                         |                              |                     |                 |              |                    |
| TOTALS                    |          | RPI 1-25           |                      | RPI 26-50        | W-L RECORDS             | RPI 51-100                   |                     |                 | RPI 100+     |                    |
| 21- 8                     |          | 0- 0               |                      | 0- 0             | OVERALL                 | 3- 3                         |                     |                 | 18- 5        |                    |
| 11- 3                     |          | 0- 0               |                      | 0- 0             | HOME                    | 1- 1                         |                     |                 | 10- 2        |                    |
| 10- 3                     |          | 0- 0               |                      | 0- 0             | AWAY                    | 2- 1                         |                     |                 | 8- 2         |                    |
| 0- 2                      |          | 0- 0               |                      | 0- 0             | NEUTRAL                 | 0- 1                         |                     |                 | 0- 1         |                    |
| 5- 2                      |          | 0- 0               |                      | 0- 0             | NON-CONFERENCE          | 0- 1                         |                     |                 | 5- 1         |                    |
| 3- 0                      |          | 0- 0               |                      | 0- 0             | HOME                    | 0- 0                         |                     |                 | 3- 0         |                    |
| 2- 1                      |          | 0- 0               |                      | 0- 0             | AWAY                    | 0- 1                         |                     |                 | 2- 0         |                    |
| 0- 1                      |          | 0- 0               |                      | 0- 0             | NEUTRAL                 | 0- 0                         |                     |                 | 0- 1         |                    |
| 16- 6                     |          | 0- 0               |                      | 0- 0             | CONFERENCE              | 3- 2                         |                     |                 | 13- 4        |                    |
| 8- 3                      |          | 0- 0               |                      | 0- 0             | HOME                    | 1- 1                         |                     |                 | 7- 2         |                    |
| 8- 2                      |          | 0- 0               |                      | 0- 0             | AWAY                    | 2- 0                         |                     |                 | 6- 2         |                    |
| 0- 1                      |          | 0- 0               |                      | 0- 0             | NEUTRAL                 | 0- 1                         |                     |                 | 0- 0         |                    |
| <hr/>                     |          |                    |                      |                  |                         |                              |                     |                 |              |                    |
| RPI 1-25                  |          | RPI 26-50          |                      | RPI 51-100       |                         | RPI 101+                     |                     | Team's RPI: 109 |              |                    |
| RPI S                     | Opponent | Score              | RPI S                | Opponent         | Score                   | RPI S                        | Opponent            | Score           | RPI S        | Opponent           |
|                           |          |                    |                      |                  |                         | 59                           | A Mi ami (Fl a.)    | 51 72           | 135          | H Fl a. Atlanti c  |
|                           |          |                    |                      |                  |                         | 78                           | A Tennessee Tech    | 59 57           | 144          | N Dayton           |
|                           |          |                    |                      |                  |                         | 78                           | H Tennessee Tech    | 51 63           | 152          | A Tul ane          |
|                           |          |                    |                      |                  |                         | 88                           | A Southeast Mo. St. | 57 53           | 174          | A Austin Peay      |
|                           |          |                    |                      |                  |                         | 88                           | H Southeast Mo. St. | 91 76           | 174          | H Austin Peay      |
|                           |          |                    |                      |                  |                         | 88                           | N Southeast Mo. St. | 52 59           | 207          | A Morehead St.     |
|                           |          |                    |                      |                  |                         |                              |                     |                 | 207          | H Morehead St.     |
|                           |          |                    |                      |                  |                         |                              |                     |                 | 213          | A Murray St.       |
|                           |          |                    |                      |                  |                         |                              |                     |                 | 213          | H Murray St.       |
|                           |          |                    |                      |                  |                         |                              |                     |                 | 217          | H Troy             |
|                           |          |                    |                      |                  |                         |                              |                     |                 | 243          | H Georgi a St.     |
|                           |          |                    |                      |                  |                         |                              |                     |                 | 248          | A Bi rmi ngham-So. |
|                           |          |                    |                      |                  |                         |                              |                     |                 | 250          | A Eastern Ky.      |
|                           |          |                    |                      |                  |                         |                              |                     |                 | 250          | H Eastern Ky.      |
|                           |          |                    |                      |                  |                         |                              |                     |                 | 256          | A Eastern Ill.     |
|                           |          |                    |                      |                  |                         |                              |                     |                 | 256          | H Eastern Ill.     |
|                           |          |                    |                      |                  |                         |                              |                     |                 | 263          | A Jacksonville St. |
|                           |          |                    |                      |                  |                         |                              |                     |                 | 263          | H Jacksonville St. |
|                           |          |                    |                      |                  |                         |                              |                     |                 | 263          | H Jacksonville St. |
|                           |          |                    |                      |                  |                         |                              |                     |                 | 296          | A Tenn. -Martin    |
|                           |          |                    |                      |                  |                         |                              |                     |                 | 296          | H Tenn. -Martin    |
|                           |          |                    |                      |                  |                         |                              |                     |                 | 329          | A Tennessee St.    |
|                           |          |                    |                      |                  |                         |                              |                     |                 | 329          | H Tennessee St.    |
| <hr/>                     |          |                    |                      |                  |                         |                              |                     |                 |              |                    |
| LAST 10 Division I GAMES: |          |                    |                      |                  |                         |                              |                     |                 |              |                    |
|                           |          |                    |                      |                  |                         | 88                           | N Southeast Mo. St. | 52 59           | 207          | H Morehead St.     |
|                           |          |                    |                      |                  |                         | 263                          | H Jacksonville St.  | 58 56           | 174          | A Austin Peay      |
|                           |          |                    |                      |                  |                         | 256                          | A Eastern Ill.      | 76 74           | 256          | H Eastern Ill.     |
|                           |          |                    |                      |                  |                         | 88                           | A Southeast Mo. St. | 57 53           | 329          | A Tennessee St.    |
|                           |          |                    |                      |                  |                         | 250                          | H Eastern Ky.       | 75 59           | 213          | A Murray St.       |

Non-Di v I Games:

Samford

Average RPI Win: 270

Average RPI Loss: 152

WON-LOST  
RECORDWINNING  
PCT. RANKLAST 10  
GAMESSTRENGTH OF  
SCHEDULEOPP. STRENGTH  
OF SCHEDULETEAM  
RPIADJ.  
RPICONF.  
RPIADJ CONF.  
RPI

DIV. I ONLY

9- 19

257

3- 7

281

169

285

284

24

24

DIV. I NON-CONF.

5- 8

208

0- 0

237

89

225

226

21

21

TOTALS

RPI 1-25

RPI 26-50

W-L RECORDS

RPI 51-100

RPI 100+

9- 19

0- 2

0- 1

OVERALL

0- 2

9- 14

5- 8

0- 2

0- 0

HOME

0- 1

5- 5

3- 10

0- 0

0- 1

AWAY

0- 1

3- 8

1- 1

0- 0

0- 0

NEUTRAL

0- 0

1- 1

5- 8

0- 2

0- 1

NON-CONFERENCE

0- 2

5- 3

2- 4

0- 2

0- 0

HOME

0- 1

2- 1

2- 4

0- 0

0- 1

AWAY

0- 1

2- 2

1- 0

0- 0

0- 0

NEUTRAL

0- 0

1- 0

4- 11

0- 0

0- 0

CONFERENCE

0- 0

4- 11

3- 4

0- 0

0- 0

HOME

0- 0

3- 4

1- 6

0- 0

0- 0

AWAY

0- 0

1- 6

0- 1

0- 0

0- 0

NEUTRAL

0- 0

0- 1

RPI 1-25

RPI 26-50

RPI 51-100

RPI 101+

Team's RPI: 284

| RPI | S | Opponent    | Score  |
|-----|---|-------------|--------|
| 3   | H | Duke        | 52 119 |
| 16  | H | Arizona St. | 63 67  |

| RPI | S | Opponent   | Score |
|-----|---|------------|-------|
| 44  | A | Washington | 61 77 |

| RPI | S | Opponent     | Score |
|-----|---|--------------|-------|
| 80  | H | Fresno St.   | 50 56 |
| 86  | A | Georgia Tech | 51 56 |

| RPI | S | Opponent            | Score |
|-----|---|---------------------|-------|
| 143 | A | Loyol a Marymount   | 58 61 |
| 143 | H | Loyol a Marymount   | 57 70 |
| 143 | N | Loyol a Marymount   | 56 61 |
| 153 | A | Santa Cl ara        | 85 70 |
| 153 | H | Santa Cl ara        | 63 67 |
| 168 | A | Gonzaga             | 66 81 |
| 168 | H | Gonzaga             | 51 58 |
| 170 | A | Pepperdi ne         | 55 73 |
| 170 | H | Pepperdi ne         | 61 84 |
| 171 | A | UC Ri versi de      | 56 63 |
| 186 | A | Cl emson            | 68 72 |
| 202 | H | Boi se St.          | 51 68 |
| 253 | A | St. Mary' s (Cal .) | 58 63 |
| 253 | H | St. Mary' s (Cal .) | 70 58 |
| 265 | A | San Franci sco      | 56 59 |
| 265 | H | San Franci sco      | 69 66 |
| 271 | A | San Di ego St.      | 67 57 |
| 272 | H | UC Ir vine          | 78 48 |
| 276 | A | Cal St. Full erton  | 64 46 |
| 304 | N | Penn                | 70 59 |
| 311 | H | Montana St.         | 53 48 |
| 321 | A | Portl and           | 54 65 |
| 321 | H | Portl and           | 71 60 |

LAST 10 Div sion I GAMES:

|     |   |                     |       |     |   |                     |       |
|-----|---|---------------------|-------|-----|---|---------------------|-------|
| 143 | N | Loyol a Marymount   | 56 61 | 265 | H | San Franci sco      | 69 66 |
| 321 | H | Portl and           | 71 60 | 143 | A | Loyol a Marymount   | 58 61 |
| 168 | H | Gonzaga             | 51 58 | 170 | A | Pepperdi ne         | 55 73 |
| 253 | A | St. Mary' s (Cal .) | 58 63 | 153 | H | Santa Cl ara        | 63 67 |
| 265 | A | San Franci sco      | 56 59 | 253 | H | St. Mary' s (Cal .) | 70 58 |

S  
a  
n  
D  
i  
e  
g  
oS  
a  
n  
D  
i  
e  
g  
o

Non-Di v I Games:

San Di ego

Loss, 
 Non-Conf, S Site, 
 H Home
A Away 
 N Neutral

| Average RPI Win: 222      |                | WON-LOST            | WINNING        | LAST 10         | STRENGTH OF | OPP. STRENGTH        | TEAM  | ADJ.            | CONF. | ADJ CONF. |
|---------------------------|----------------|---------------------|----------------|-----------------|-------------|----------------------|-------|-----------------|-------|-----------|
| Average RPI Loss: 104     |                | RECORD              | PCT. RANK      | GAMES           | SCHEDULE    | OF SCHEDULE          | RPI   | RPI             | RPI   | RPI       |
| DIV. I ONLY               | 3- 24          | 322                 | 0- 10          | 79              | 87          | 271                  | 271   | 6               | 6     |           |
| DIV. I NON-CONF.          | 3- 7           | 259                 | 0- 0           | 134             | 324         | 239                  | 241   | 7               | 7     |           |
| TOTALS                    | RPI 1-25       | RPI 26-50           | W-L RECORDS    | RPI 51-100      | RPI 100+    |                      |       |                 |       |           |
| 3- 24                     | 0- 4           | 0- 4                | OVERALL        | 0- 5            | 3- 11       |                      |       |                 |       |           |
| 3- 11                     | 0- 2           | 0- 2                | HOME           | 0- 3            | 3- 4        |                      |       |                 |       |           |
| 0- 12                     | 0- 2           | 0- 2                | AWAY           | 0- 2            | 0- 6        |                      |       |                 |       |           |
| 0- 1                      | 0- 0           | 0- 0                | NEUTRAL        | 0- 0            | 0- 1        |                      |       |                 |       |           |
| 3- 7                      | 0- 0           | 0- 0                | NON-CONFERENCE | 0- 1            | 3- 6        |                      |       |                 |       |           |
| 3- 3                      | 0- 0           | 0- 0                | HOME           | 0- 1            | 3- 2        |                      |       |                 |       |           |
| 0- 4                      | 0- 0           | 0- 0                | AWAY           | 0- 0            | 0- 4        |                      |       |                 |       |           |
| 0- 0                      | 0- 0           | 0- 0                | NEUTRAL        | 0- 0            | 0- 0        |                      |       |                 |       |           |
| 0- 17                     | 0- 4           | 0- 4                | CONFERENCE     | 0- 4            | 0- 5        |                      |       |                 |       |           |
| 0- 8                      | 0- 2           | 0- 2                | HOME           | 0- 2            | 0- 2        |                      |       |                 |       |           |
| 0- 8                      | 0- 2           | 0- 2                | AWAY           | 0- 2            | 0- 2        |                      |       |                 |       |           |
| 0- 1                      | 0- 0           | 0- 0                | NEUTRAL        | 0- 0            | 0- 1        |                      |       |                 |       |           |
| RPI S Opponent            | RPI 1-25 Score | RPI S Opponent      | Score          | RPI S Opponent  | Score       | RPI S Opponent       | Score | Team's RPI: 271 |       |           |
| 15 A Utah                 | 43 78          | 26 A TCU            | 49 80          | 56 H Pittsburgh | 56 78       | 115 H Loyol a (Md. ) | 43 52 |                 |       |           |
| 15 H Utah                 | 39 76          | 26 H TCU            | 60 77          | 61 A UNLV       | 54 71       | 138 A Ai r Force     | 45 74 |                 |       |           |
| 22 A Bri gham Young       | 39 64          | 32 A New Mexi co    | 45 76          | 61 H UNLV       | 48 64       | 138 H Ai r Force     | 59 63 |                 |       |           |
| 22 H Bri gham Young       | 49 67          | 32 H New Mexi co    | 48 75          | 63 A Wyomi ng   | 45 78       | 170 A Pepperdi ne    | 56 70 |                 |       |           |
|                           |                |                     |                | 63 H Wyomi ng   | 53 64       | 171 A UC Ri versi de | 66 71 |                 |       |           |
|                           |                |                     |                |                 |             | 182 A Wi chi ta St.  | 79 91 |                 |       |           |
|                           |                |                     |                |                 |             | 187 A Col orado St.  | 65 68 |                 |       |           |
|                           |                |                     |                |                 |             | 187 H Col orado St.  | 55 68 |                 |       |           |
|                           |                |                     |                |                 |             | 187 N Col orado St.  | 58 69 |                 |       |           |
|                           |                |                     |                |                 |             | 202 H Boi se St.     | 54 51 |                 |       |           |
|                           |                |                     |                |                 |             | 232 A UC Davi s      | 36 58 |                 |       |           |
|                           |                |                     |                |                 |             | 232 H UC Davi s      | 59 45 |                 |       |           |
|                           |                |                     |                |                 |             | 233 H Portl and St.  | 75 71 |                 |       |           |
|                           |                |                     |                |                 |             | 284 H San Di ego     | 57 67 |                 |       |           |
| LAST 10 Div sion I GAMES: |                |                     |                |                 |             |                      |       |                 |       |           |
| 187 N Col orado St.       | 58 69          | 61 H UNLV           | 48 64          |                 |             |                      |       |                 |       |           |
| 63 A Wyomi ng             | 45 78          | 15 A Utah           | 43 78          |                 |             |                      |       |                 |       |           |
| 32 H New Mexi co          | 48 75          | 138 A Ai r Force    | 45 74          |                 |             |                      |       |                 |       |           |
| 22 H Bri gham Young       | 49 67          | 187 H Col orado St. | 55 68          |                 |             |                      |       |                 |       |           |
| 26 A TCU                  | 49 80          | 63 H Wyomi ng       | 53 64          |                 |             |                      |       |                 |       |           |

Non-Di v I Games:

San Di ego St.

Loss, 
Non-Conf, S Site, 
H Home
A Away 
N Neutral

| San Francisco             |             |          |           | Frighth Games of 2009 Final |            |                |               |                       |                 |                       |           |
|---------------------------|-------------|----------|-----------|-----------------------------|------------|----------------|---------------|-----------------------|-----------------|-----------------------|-----------|
| Average RPI Win:          |             | 252      | WON-LOST  | WINNING                     | LAST 10    | STRENGTH OF    | OPP. STRENGTH | TEAM                  | ADJ.            | CONF.                 | ADJ CONF. |
| Average RPI Loss:         |             | 164      | RECORD    | PCT. RANK                   | GAMES      | SCHEDULE       | OF SCHEDULE   | RPI                   | RPI             | RPI                   | RPI       |
| DIV. I ONLY               |             | 9- 20    | 264       | 3- 7                        |            | 180            | 280           | 265                   | 265             | 24                    | 24        |
| DIV. I NON-CONF.          |             | 4- 9     | 253       | 0- 0                        |            | 103            | 277           | 208                   | 208             | 21                    | 21        |
| <hr/>                     |             |          |           |                             |            |                |               |                       |                 |                       |           |
| TOTALS                    |             | RPI 1-25 |           | RPI 26-50                   |            | W-L RECORDS    |               | RPI 51-100            |                 | RPI 100+              |           |
| 9- 20                     |             | 0- 1     |           | 0- 0                        |            | OVERALL        |               | 0- 2                  |                 | 9- 17                 |           |
| 7- 7                      |             | 0- 1     |           | 0- 0                        |            | HOME           |               | 0- 1                  |                 | 7- 5                  |           |
| 2- 11                     |             | 0- 0     |           | 0- 0                        |            | AWAY           |               | 0- 1                  |                 | 2- 10                 |           |
| 0- 2                      |             | 0- 0     |           | 0- 0                        |            | NEUTRAL        |               | 0- 0                  |                 | 0- 2                  |           |
| 4- 9                      |             | 0- 1     |           | 0- 0                        |            | NON-CONFERENCE |               | 0- 2                  |                 | 4- 6                  |           |
| 4- 3                      |             | 0- 1     |           | 0- 0                        |            | HOME           |               | 0- 1                  |                 | 4- 1                  |           |
| 0- 5                      |             | 0- 0     |           | 0- 0                        |            | AWAY           |               | 0- 1                  |                 | 0- 4                  |           |
| 0- 1                      |             | 0- 0     |           | 0- 0                        |            | NEUTRAL        |               | 0- 0                  |                 | 0- 1                  |           |
| 5- 11                     |             | 0- 0     |           | 0- 0                        |            | CONFERENCE     |               | 0- 0                  |                 | 5- 11                 |           |
| 3- 4                      |             | 0- 0     |           | 0- 0                        |            | HOME           |               | 0- 0                  |                 | 3- 4                  |           |
| 2- 6                      |             | 0- 0     |           | 0- 0                        |            | AWAY           |               | 0- 0                  |                 | 2- 6                  |           |
| 0- 1                      |             | 0- 0     |           | 0- 0                        |            | NEUTRAL        |               | 0- 0                  |                 | 0- 1                  |           |
| <hr/>                     |             |          |           |                             |            |                |               |                       |                 |                       |           |
| RPI 1-25                  |             |          | RPI 26-50 |                             | RPI 51-100 |                | RPI 101+      |                       | Team's RPI: 265 |                       |           |
| RPI S                     | Opponent    | Score    | RPI S     | Opponent                    | Score      | RPI S          | Opponent      | Score                 | RPI S           | Opponent              | Score     |
| 7                         | H Okl ahoma | 51 53    |           |                             |            | 58             | A Mi nnesota  | 62 80                 | 101             | H Hawai i             | 63 71     |
|                           |             |          |           |                             |            | 80             | H Fresno St.  | 53 73                 | 128             | A Long Beach St.      | 52 58     |
|                           |             |          |           |                             |            |                |               |                       | 143             | A Loyol a Marymount   | 56 63     |
|                           |             |          |           |                             |            |                |               |                       | 143             | H Loyol a Marymount   | 59 64     |
|                           |             |          |           |                             |            |                |               |                       | 153             | A Santa Clara         | 53 67     |
|                           |             |          |           |                             |            |                |               |                       | 153             | H Santa Clara         | 61 66     |
|                           |             |          |           |                             |            |                |               |                       | 153             | N Santa Clara         | 65 75     |
|                           |             |          |           |                             |            |                |               |                       | 155             | H Denver              | 64 59     |
|                           |             |          |           |                             |            |                |               |                       | 168             | A Gonzaga             | 42 54     |
|                           |             |          |           |                             |            |                |               |                       | 168             | A Gonzaga             | 75 67     |
|                           |             |          |           |                             |            |                |               |                       | 168             | H Gonzaga             | 53 71     |
|                           |             |          |           |                             |            |                |               |                       | 170             | A Pepperdi ne         | 55 75     |
|                           |             |          |           |                             |            |                |               |                       | 170             | H Pepperdi ne         | 69 65     |
|                           |             |          |           |                             |            |                |               |                       | 199             | A Nevada              | 53 59     |
|                           |             |          |           |                             |            |                |               |                       | 202             | A Boi se St.          | 50 61     |
|                           |             |          |           |                             |            |                |               |                       | 224             | N Long Isl and        | 46 61     |
|                           |             |          |           |                             |            |                |               |                       | 232             | A UC Davi s           | 55 69     |
|                           |             |          |           |                             |            |                |               |                       | 253             | A St. Mary' s (Cal .) | 46 74     |
|                           |             |          |           |                             |            |                |               |                       | 253             | H St. Mary' s (Cal .) | 63 68     |
|                           |             |          |           |                             |            |                |               |                       | 255             | H Cal Poly            | 71 67     |
|                           |             |          |           |                             |            |                |               |                       | 276             | H Cal St. Full erton  | 70 63     |
|                           |             |          |           |                             |            |                |               |                       | 284             | A San Di ego          | 66 69     |
|                           |             |          |           |                             |            |                |               |                       | 284             | H San Di ego          | 59 56     |
|                           |             |          |           |                             |            |                |               |                       | 315             | H Ri der              | 80 44     |
|                           |             |          |           |                             |            |                |               |                       | 321             | A Portl and           | 57 54     |
|                           |             |          |           |                             |            |                |               |                       | 321             | H Portl and           | 80 70     |
| <hr/>                     |             |          |           |                             |            |                |               |                       |                 |                       |           |
| LAST 10 Div sion I GAMES: |             |          |           |                             |            |                |               |                       |                 |                       |           |
|                           |             |          | 153       | N Santa Clara               | 65 75      |                | 284           | H San Di ego          | 59 56           |                       |           |
|                           |             |          | 168       | A Gonzaga                   | 75 67      |                | 284           | A San Di ego          | 66 69           |                       |           |
|                           |             |          | 168       | H Gonzaga                   | 53 71      |                | 170           | A Pepperdi ne         | 55 75           |                       |           |
|                           |             |          | 321       | H Portl and                 | 80 70      |                | 143           | A Loyol a Marymount   | 56 63           |                       |           |
|                           |             |          | 153       | A Santa Clara               | 53 67      |                | 253           | H St. Mary' s (Cal .) | 63 68           |                       |           |

Non-Di v I Games:

San Francisco

|                           |            |                 |  |                   |                  |                |  |                      |               |                           |  |          |                    |          |  |           |  |               |  |
|---------------------------|------------|-----------------|--|-------------------|------------------|----------------|--|----------------------|---------------|---------------------------|--|----------|--------------------|----------|--|-----------|--|---------------|--|
| Average RPI Win: 222      |            | WON-LOST RECORD |  | WINNING PCT. RANK |                  | LAST 10 GAMES  |  | STRENGTH OF SCHEDULE |               | OPP. STRENGTH OF SCHEDULE |  | TEAM RPI |                    | ADJ. RPI |  | CONF. RPI |  | ADJ CONF. RPI |  |
| DIV. I ONLY               |            | 13- 15          |  | 182               |                  | 3- 7           |  | 158                  |               | 165                       |  | 177      |                    | 180      |  | 15        |  | 15            |  |
| DIV. I NON-CONF.          |            | 5- 6            |  | 166               |                  | 0- 0           |  | 160                  |               | 186                       |  | 175      |                    | 178      |  | 14        |  | 14            |  |
| TOTALS                    |            | RPI 1-25        |  | RPI 26-50         |                  | W-L RECORDS    |  | RPI 51-100           |               | RPI 100+                  |  |          |                    |          |  |           |  |               |  |
| 13- 15                    |            | 0- 1            |  | 0- 2              |                  | OVERALL        |  | 0- 3                 |               | 13- 9                     |  |          |                    |          |  |           |  |               |  |
| 9- 5                      |            | 0- 0            |  | 0- 1              |                  | HOME           |  | 0- 2                 |               | 9- 2                      |  |          |                    |          |  |           |  |               |  |
| 4- 8                      |            | 0- 0            |  | 0- 1              |                  | AWAY           |  | 0- 1                 |               | 4- 6                      |  |          |                    |          |  |           |  |               |  |
| 0- 2                      |            | 0- 1            |  | 0- 0              |                  | NEUTRAL        |  | 0- 0                 |               | 0- 1                      |  |          |                    |          |  |           |  |               |  |
| 5- 6                      |            | 0- 1            |  | 0- 0              |                  | NON-CONFERENCE |  | 0- 1                 |               | 5- 4                      |  |          |                    |          |  |           |  |               |  |
| 4- 2                      |            | 0- 0            |  | 0- 0              |                  | HOME           |  | 0- 1                 |               | 4- 1                      |  |          |                    |          |  |           |  |               |  |
| 1- 2                      |            | 0- 0            |  | 0- 0              |                  | AWAY           |  | 0- 0                 |               | 1- 2                      |  |          |                    |          |  |           |  |               |  |
| 0- 2                      |            | 0- 1            |  | 0- 0              |                  | NEUTRAL        |  | 0- 0                 |               | 0- 1                      |  |          |                    |          |  |           |  |               |  |
| 8- 9                      |            | 0- 0            |  | 0- 2              |                  | CONFERENCE     |  | 0- 2                 |               | 8- 5                      |  |          |                    |          |  |           |  |               |  |
| 5- 3                      |            | 0- 0            |  | 0- 1              |                  | HOME           |  | 0- 1                 |               | 5- 1                      |  |          |                    |          |  |           |  |               |  |
| 3- 6                      |            | 0- 0            |  | 0- 1              |                  | AWAY           |  | 0- 1                 |               | 3- 4                      |  |          |                    |          |  |           |  |               |  |
| 0- 0                      |            | 0- 0            |  | 0- 0              |                  | NEUTRAL        |  | 0- 0                 |               | 0- 0                      |  |          |                    |          |  |           |  |               |  |
| RPI 1-25                  |            | RPI 26-50       |  | RPI 51-100        |                  | RPI 101+       |  | Team's RPI: 180      |               |                           |  |          |                    |          |  |           |  |               |  |
| RPI S                     | Opponent   | Score           |  | RPI S             | Opponent         | Score          |  | RPI S                | Opponent      | Score                     |  | RPI S    | Opponent           | Score    |  |           |  |               |  |
| 9 N                       | Rutgers    | 64 76           |  | 42 A              | Loui si ana Tech | 51 74          |  | 66 H                 | Cal i forni a | 57 78                     |  | 101 A    | Hawai i            | 49 57    |  |           |  |               |  |
|                           |            |                 |  | 42 H              | Loui si ana Tech | 48 78          |  | 80 A                 | Fresno St.    | 60 77                     |  | 101 H    | Hawai i            | 61 76    |  |           |  |               |  |
|                           |            |                 |  |                   |                  |                |  | 80 H                 | Fresno St.    | 41 63                     |  | 123 H    | South Dakota St.   | 64 51    |  |           |  |               |  |
|                           |            |                 |  |                   |                  |                |  |                      |               |                           |  | 153 A    | Santa Clara        | 70 81    |  |           |  |               |  |
|                           |            |                 |  |                   |                  |                |  |                      |               |                           |  | 168 A    | Gonzaga            | 53 68    |  |           |  |               |  |
|                           |            |                 |  |                   |                  |                |  |                      |               |                           |  | 168 H    | Gonzaga            | 69 61    |  |           |  |               |  |
|                           |            |                 |  |                   |                  |                |  |                      |               |                           |  | 187 H    | Col orado St.      | 78 66    |  |           |  |               |  |
|                           |            |                 |  |                   |                  |                |  |                      |               |                           |  | 199 A    | Nevada             | 64 56    |  |           |  |               |  |
|                           |            |                 |  |                   |                  |                |  |                      |               |                           |  | 199 A    | Nevada             | 61 75    |  |           |  |               |  |
|                           |            |                 |  |                   |                  |                |  |                      |               |                           |  | 199 H    | Nevada             | 53 48    |  |           |  |               |  |
|                           |            |                 |  |                   |                  |                |  |                      |               |                           |  | 200 N    | Vermont            | 52 55    |  |           |  |               |  |
|                           |            |                 |  |                   |                  |                |  |                      |               |                           |  | 202 A    | Boi se St.         | 69 64    |  |           |  |               |  |
|                           |            |                 |  |                   |                  |                |  |                      |               |                           |  | 202 H    | Boi se St.         | 63 57    |  |           |  |               |  |
|                           |            |                 |  |                   |                  |                |  |                      |               |                           |  | 205 A    | New Mexico St.     | 47 50    |  |           |  |               |  |
|                           |            |                 |  |                   |                  |                |  |                      |               |                           |  | 205 H    | New Mexi co St.    | 58 35    |  |           |  |               |  |
|                           |            |                 |  |                   |                  |                |  |                      |               |                           |  | 233 H    | Portland St.       | 62 68    |  |           |  |               |  |
|                           |            |                 |  |                   |                  |                |  |                      |               |                           |  | 234 A    | Idaho              | 62 80    |  |           |  |               |  |
|                           |            |                 |  |                   |                  |                |  |                      |               |                           |  | 234 H    | Idaho              | 61 52    |  |           |  |               |  |
|                           |            |                 |  |                   |                  |                |  |                      |               |                           |  | 279 A    | Cal St. Northridge | 76 62    |  |           |  |               |  |
|                           |            |                 |  |                   |                  |                |  |                      |               |                           |  | 286 H    | North Dakota St.   | 84 78    |  |           |  |               |  |
|                           |            |                 |  |                   |                  |                |  |                      |               |                           |  | 302 A    | Utah St.           | 63 51    |  |           |  |               |  |
|                           |            |                 |  |                   |                  |                |  |                      |               |                           |  | 302 H    | Utah St.           | 70 49    |  |           |  |               |  |
| LAST 10 Division I GAMES: |            |                 |  |                   |                  |                |  |                      |               |                           |  |          |                    |          |  |           |  |               |  |
| 199 A                     | Nevada     | 61 75           |  | 205 H             | New Mexico St.   | 58 35          |  |                      |               |                           |  |          |                    |          |  |           |  |               |  |
| 302 H                     | Utah St.   | 70 49           |  | 42 H              | Loui si ana Tech | 48 78          |  |                      |               |                           |  |          |                    |          |  |           |  |               |  |
| 199 H                     | Nevada     | 53 48           |  | 80 H              | Fresno St.       | 41 63          |  |                      |               |                           |  |          |                    |          |  |           |  |               |  |
| 101 A                     | Hawai i    | 49 57           |  | 234 A             | Idaho            | 62 80          |  |                      |               |                           |  |          |                    |          |  |           |  |               |  |
| 80 A                      | Fresno St. | 60 77           |  | 101 H             | Hawai i          | 61 76          |  |                      |               |                           |  |          |                    |          |  |           |  |               |  |

Non-Div I Games:

San Jose St.

| Average RPI Win: 237 |  |  |  | WON-LOST RECORD |  | WINNING PCT. RANK |  | LAST 10 GAMES  |  | STRENGTH OF SCHEDULE |  | OPP. STRENGTH OF SCHEDULE |  | TEAM RPI |  | ADJ. RPI         |  | CONF. RPI                  |  | ADJ CONF. RPI |  |                       |  |
|----------------------|--|--|--|-----------------|--|-------------------|--|----------------|--|----------------------|--|---------------------------|--|----------|--|------------------|--|----------------------------|--|---------------|--|-----------------------|--|
| DIV. I ONLY          |  |  |  | 19- 12          |  | 95                |  | 7- 3           |  | 260                  |  | 208                       |  | 155      |  | 153              |  | 24                         |  | 24            |  |                       |  |
| DIV. I NON-CONF.     |  |  |  | 6- 8            |  | 191               |  | 0- 1           |  | 131                  |  | 142                       |  | 164      |  | 163              |  | 21                         |  | 21            |  |                       |  |
| TOTALS               |  |  |  | RPI 1-25        |  | RPI 26-50         |  | W-L RECORDS    |  | RPI 51-100           |  | RPI 100+                  |  |          |  |                  |  |                            |  |               |  |                       |  |
| 19- 12               |  |  |  | 0- 1            |  | 0- 1              |  | OVERALL        |  | 0- 3                 |  | 19- 7                     |  |          |  |                  |  |                            |  |               |  |                       |  |
| 11- 3                |  |  |  | 0- 0            |  | 0- 1              |  | HOME           |  | 0- 0                 |  | 11- 2                     |  |          |  |                  |  |                            |  |               |  |                       |  |
| 6- 8                 |  |  |  | 0- 1            |  | 0- 0              |  | AWAY           |  | 0- 3                 |  | 6- 4                      |  |          |  |                  |  |                            |  |               |  |                       |  |
| 2- 1                 |  |  |  | 0- 0            |  | 0- 0              |  | NEUTRAL        |  | 0- 0                 |  | 2- 1                      |  |          |  |                  |  |                            |  |               |  |                       |  |
| 6- 8                 |  |  |  | 0- 1            |  | 0- 1              |  | NON-CONFERENCE |  | 0- 3                 |  | 6- 3                      |  |          |  |                  |  |                            |  |               |  |                       |  |
| 5- 2                 |  |  |  | 0- 0            |  | 0- 1              |  | HOME           |  | 0- 0                 |  | 5- 1                      |  |          |  |                  |  |                            |  |               |  |                       |  |
| 1- 6                 |  |  |  | 0- 1            |  | 0- 0              |  | AWAY           |  | 0- 3                 |  | 1- 2                      |  |          |  |                  |  |                            |  |               |  |                       |  |
| 0- 0                 |  |  |  | 0- 0            |  | 0- 0              |  | NEUTRAL        |  | 0- 0                 |  | 0- 0                      |  |          |  |                  |  |                            |  |               |  |                       |  |
| 13- 4                |  |  |  | 0- 0            |  | 0- 0              |  | CONFERENCE     |  | 0- 0                 |  | 13- 4                     |  |          |  |                  |  |                            |  |               |  |                       |  |
| 6- 1                 |  |  |  | 0- 0            |  | 0- 0              |  | HOME           |  | 0- 0                 |  | 6- 1                      |  |          |  |                  |  |                            |  |               |  |                       |  |
| 5- 2                 |  |  |  | 0- 0            |  | 0- 0              |  | AWAY           |  | 0- 0                 |  | 5- 2                      |  |          |  |                  |  |                            |  |               |  |                       |  |
| 2- 1                 |  |  |  | 0- 0            |  | 0- 0              |  | NEUTRAL        |  | 0- 0                 |  | 2- 1                      |  |          |  |                  |  |                            |  |               |  |                       |  |
| RPI S Opponent       |  |  |  | RPI 1-25 Score  |  | RPI S Opponent    |  |                |  | RPI 26-50 Score      |  | RPI S Opponent            |  |          |  | RPI 51-100 Score |  | RPI S Opponent             |  |               |  | Team's RPI: 153 Score |  |
| 12 A Georgi a        |  |  |  | 91 92           |  | 30 H Kansas St.   |  |                |  | 71 100               |  | 80 A Fresno St.           |  |          |  | 46 64            |  | 101 H Hawai i              |  |               |  | 69 73                 |  |
|                      |  |  |  |                 |  |                   |  |                |  |                      |  | 98 A Montana              |  |          |  | 77 82            |  | 121 H Ball St.             |  |               |  | 70 69                 |  |
|                      |  |  |  |                 |  |                   |  |                |  |                      |  | 100 A Oregon St.          |  |          |  | 48 77            |  | 133 A Al abama             |  |               |  | 71 77                 |  |
|                      |  |  |  |                 |  |                   |  |                |  |                      |  |                           |  |          |  |                  |  | 143 A Loyol a Marymount    |  |               |  | 74 89                 |  |
|                      |  |  |  |                 |  |                   |  |                |  |                      |  |                           |  |          |  |                  |  | 143 H Loyol a Marymount    |  |               |  | 71 58                 |  |
|                      |  |  |  |                 |  |                   |  |                |  |                      |  |                           |  |          |  |                  |  | 168 A Gonzaga              |  |               |  | 60 70                 |  |
|                      |  |  |  |                 |  |                   |  |                |  |                      |  |                           |  |          |  |                  |  | 168 H Gonzaga              |  |               |  | 74 52                 |  |
|                      |  |  |  |                 |  |                   |  |                |  |                      |  |                           |  |          |  |                  |  | 170 A Pepperdi ne          |  |               |  | 77 74                 |  |
|                      |  |  |  |                 |  |                   |  |                |  |                      |  |                           |  |          |  |                  |  | 170 H Pepperdi ne          |  |               |  | 67 62                 |  |
|                      |  |  |  |                 |  |                   |  |                |  |                      |  |                           |  |          |  |                  |  | 170 N Pepperdi ne          |  |               |  | 67 71                 |  |
|                      |  |  |  |                 |  |                   |  |                |  |                      |  |                           |  |          |  |                  |  | 180 H San Jose St.         |  |               |  | 81 70                 |  |
|                      |  |  |  |                 |  |                   |  |                |  |                      |  |                           |  |          |  |                  |  | 204 A Eastern Wash.        |  |               |  | 85 54                 |  |
|                      |  |  |  |                 |  |                   |  |                |  |                      |  |                           |  |          |  |                  |  | 233 A Portl and St.        |  |               |  | 82 83                 |  |
|                      |  |  |  |                 |  |                   |  |                |  |                      |  |                           |  |          |  |                  |  | 251 H UCF                  |  |               |  | 80 63                 |  |
|                      |  |  |  |                 |  |                   |  |                |  |                      |  |                           |  |          |  |                  |  | 253 A St. Mary' s (Cal . ) |  |               |  | 64 62                 |  |
|                      |  |  |  |                 |  |                   |  |                |  |                      |  |                           |  |          |  |                  |  | 253 H St. Mary' s (Cal . ) |  |               |  | 69 57                 |  |
|                      |  |  |  |                 |  |                   |  |                |  |                      |  |                           |  |          |  |                  |  | 265 A San Franci sco       |  |               |  | 66 61                 |  |
|                      |  |  |  |                 |  |                   |  |                |  |                      |  |                           |  |          |  |                  |  | 265 H San Franci sco       |  |               |  | 67 53                 |  |
|                      |  |  |  |                 |  |                   |  |                |  |                      |  |                           |  |          |  |                  |  | 265 N San Franci sco       |  |               |  | 75 65                 |  |
|                      |  |  |  |                 |  |                   |  |                |  |                      |  |                           |  |          |  |                  |  | 272 H UC Irvi ne           |  |               |  | 99 71                 |  |
|                      |  |  |  |                 |  |                   |  |                |  |                      |  |                           |  |          |  |                  |  | 279 H Cal St. Northrid ge  |  |               |  | 96 77                 |  |
|                      |  |  |  |                 |  |                   |  |                |  |                      |  |                           |  |          |  |                  |  | 284 A San Di ego           |  |               |  | 67 63                 |  |
|                      |  |  |  |                 |  |                   |  |                |  |                      |  |                           |  |          |  |                  |  | 284 H San Di ego           |  |               |  | 70 85                 |  |
|                      |  |  |  |                 |  |                   |  |                |  |                      |  |                           |  |          |  |                  |  | 321 A Portl and            |  |               |  | 74 73                 |  |
|                      |  |  |  |                 |  |                   |  |                |  |                      |  |                           |  |          |  |                  |  | 321 H Portl and            |  |               |  | 67 58                 |  |
|                      |  |  |  |                 |  |                   |  |                |  |                      |  |                           |  |          |  |                  |  | 321 N Portl and            |  |               |  | 83 77                 |  |
|                      |  |  |  |                 |  |                   |  |                |  |                      |  |                           |  |          |  |                  |  |                            |  |               |  |                       |  |
|                      |  |  |  |                 |  |                   |  |                |  |                      |  |                           |  |          |  |                  |  |                            |  |               |  |                       |  |
|                      |  |  |  |                 |  |                   |  |                |  |                      |  |                           |  |          |  |                  |  |                            |  |               |  |                       |  |
|                      |  |  |  |                 |  |                   |  |                |  |                      |  |                           |  |          |  |                  |  |                            |  |               |  |                       |  |
|                      |  |  |  |                 |  |                   |  |                |  |                      |  |                           |  |          |  |                  |  |                            |  |               |  |                       |  |
|                      |  |  |  |                 |  |                   |  |                |  |                      |  |                           |  |          |  |                  |  |                            |  |               |  |                       |  |
|                      |  |  |  |                 |  |                   |  |                |  |                      |  |                           |  |          |  |                  |  |                            |  |               |  |                       |  |
|                      |  |  |  |                 |  |                   |  |                |  |                      |  |                           |  |          |  |                  |  |                            |  |               |  |                       |  |
|                      |  |  |  |                 |  |                   |  |                |  |                      |  |                           |  |          |  |                  |  |                            |  |               |  |                       |  |
|                      |  |  |  |                 |  |                   |  |                |  |                      |  |                           |  |          |  |                  |  |                            |  |               |  |                       |  |
|                      |  |  |  |                 |  |                   |  |                |  |                      |  |                           |  |          |  |                  |  |                            |  |               |  |                       |  |
|                      |  |  |  |                 |  |                   |  |                |  |                      |  |                           |  |          |  |                  |  |                            |  |               |  |                       |  |
|                      |  |  |  |                 |  |                   |  |                |  |                      |  |                           |  |          |  |                  |  |                            |  |               |  |                       |  |
|                      |  |  |  |                 |  |                   |  |                |  |                      |  |                           |  |          |  |                  |  |                            |  |               |  |                       |  |
|                      |  |  |  |                 |  |                   |  |                |  |                      |  |                           |  |          |  |                  |  |                            |  |               |  |                       |  |
|                      |  |  |  |                 |  |                   |  |                |  |                      |  |                           |  |          |  |                  |  |                            |  |               |  |                       |  |
|                      |  |  |  |                 |  |                   |  |                |  |                      |  |                           |  |          |  |                  |  |                            |  |               |  |                       |  |
|                      |  |  |  |                 |  |                   |  |                |  |                      |  |                           |  |          |  |                  |  |                            |  |               |  |                       |  |
|                      |  |  |  |                 |  |                   |  |                |  |                      |  |                           |  |          |  |                  |  |                            |  |               |  |                       |  |
|                      |  |  |  |                 |  |                   |  |                |  |                      |  |                           |  |          |  |                  |  |                            |  |               |  |                       |  |
|                      |  |  |  |                 |  |                   |  |                |  |                      |  |                           |  |          |  |                  |  |                            |  |               |  |                       |  |
|                      |  |  |  |                 |  |                   |  |                |  |                      |  |                           |  |          |  |                  |  |                            |  |               |  |                       |  |
|                      |  |  |  |                 |  |                   |  |                |  |                      |  |                           |  |          |  |                  |  |                            |  |               |  |                       |  |
|                      |  |  |  |                 |  |                   |  |                |  |                      |  |                           |  |          |  |                  |  |                            |  |               |  |                       |  |
|                      |  |  |  |                 |  |                   |  |                |  |                      |  |                           |  |          |  |                  |  |                            |  |               |  |                       |  |
|                      |  |  |  |                 |  |                   |  |                |  |                      |  |                           |  |          |  |                  |  |                            |  |               |  |                       |  |
|                      |  |  |  |                 |  |                   |  |                |  |                      |  |                           |  |          |  |                  |  |                            |  |               |  |                       |  |
|                      |  |  |  |                 |  |                   |  |                |  |                      |  |                           |  |          |  |                  |  |                            |  |               |  |                       |  |
|                      |  |  |  |                 |  |                   |  |                |  |                      |  |                           |  |          |  |                  |  |                            |  |               |  |                       |  |
|                      |  |  |  |                 |  |                   |  |                |  |                      |  |                           |  |          |  |                  |  |                            |  |               |  |                       |  |
|                      |  |  |  |                 |  |                   |  |                |  |                      |  |                           |  |          |  |                  |  |                            |  |               |  |                       |  |
|                      |  |  |  |                 |  |                   |  |                |  |                      |  |                           |  |          |  |                  |  |                            |  |               |  |                       |  |
|                      |  |  |  |                 |  |                   |  |                |  |                      |  |                           |  |          |  |                  |  |                            |  |               |  |                       |  |

Non-Di v I Games:

Santa Clara

Loss, Non-Conf, S Site, H Home A Away N Neutral

| Average RPI Win: 327 |  | WON-LOST RECORD |  | WINNING PCT. RANK |  | LAST 10 GAMES  |  | STRENGTH OF SCHEDULE |  | OPP. STRENGTH OF SCHEDULE |  | TEAM RPI |  | ADJ. RPI |  | CONF. RPI |  | ADJ CONF. RPI |  |
|----------------------|--|-----------------|--|-------------------|--|----------------|--|----------------------|--|---------------------------|--|----------|--|----------|--|-----------|--|---------------|--|
| DIV. I ONLY          |  | 2- 24           |  | 330               |  | 2- 7           |  | 330                  |  | 312                       |  | 332      |  | 332      |  | 31        |  | 31            |  |
| DIV. I NON-CONF.     |  | 2- 24           |  | 319               |  | 2- 7           |  | 303                  |  | 330                       |  | 326      |  | 328      |  | 28        |  | 29            |  |
| TOTALS               |  | RPI 1-25        |  | RPI 26-50         |  | W-L RECORDS    |  | RPI 51-100           |  | RPI 100+                  |  |          |  |          |  |           |  |               |  |
| 2- 24                |  | 0- 1            |  | 0- 0              |  | OVERALL        |  | 0- 1                 |  | 2- 22                     |  |          |  |          |  |           |  |               |  |
| 1- 12                |  | 0- 0            |  | 0- 0              |  | HOME           |  | 0- 0                 |  | 1- 12                     |  |          |  |          |  |           |  |               |  |
| 1- 12                |  | 0- 1            |  | 0- 0              |  | AWAY           |  | 0- 1                 |  | 1- 10                     |  |          |  |          |  |           |  |               |  |
| 0- 0                 |  | 0- 0            |  | 0- 0              |  | NEUTRAL        |  | 0- 0                 |  | 0- 0                      |  |          |  |          |  |           |  |               |  |
| 2- 24                |  | 0- 1            |  | 0- 0              |  | NON-CONFERENCE |  | 0- 1                 |  | 2- 22                     |  |          |  |          |  |           |  |               |  |
| 1- 12                |  | 0- 0            |  | 0- 0              |  | HOME           |  | 0- 0                 |  | 1- 12                     |  |          |  |          |  |           |  |               |  |
| 1- 12                |  | 0- 1            |  | 0- 0              |  | AWAY           |  | 0- 1                 |  | 1- 10                     |  |          |  |          |  |           |  |               |  |
| 0- 0                 |  | 0- 0            |  | 0- 0              |  | NEUTRAL        |  | 0- 0                 |  | 0- 0                      |  |          |  |          |  |           |  |               |  |
| 0- 0                 |  | 0- 0            |  | 0- 0              |  | CONFERENCE     |  | 0- 0                 |  | 0- 0                      |  |          |  |          |  |           |  |               |  |
| 0- 0                 |  | 0- 0            |  | 0- 0              |  | HOME           |  | 0- 0                 |  | 0- 0                      |  |          |  |          |  |           |  |               |  |
| 0- 0                 |  | 0- 0            |  | 0- 0              |  | AWAY           |  | 0- 0                 |  | 0- 0                      |  |          |  |          |  |           |  |               |  |
| 0- 0                 |  | 0- 0            |  | 0- 0              |  | NEUTRAL        |  | 0- 0                 |  | 0- 0                      |  |          |  |          |  |           |  |               |  |

| RPI 1-25 |            | RPI 26-50 |       | RPI 51-100 |       | RPI 101+ |                  | Team's RPI: 332 |       |
|----------|------------|-----------|-------|------------|-------|----------|------------------|-----------------|-------|
| RPI S    | Opponent   | Score     | RPI S | Opponent   | Score | RPI S    | Opponent         | Score           | Score |
| 12       | A Georgi a | 34 106    |       |            |       | 94       | A South Carolina | 37 94           |       |
|          |            |           |       |            |       |          |                  |                 |       |
|          |            |           |       |            |       |          |                  |                 |       |
|          |            |           |       |            |       |          |                  |                 |       |
|          |            |           |       |            |       |          |                  |                 |       |
|          |            |           |       |            |       |          |                  |                 |       |
|          |            |           |       |            |       |          |                  |                 |       |
|          |            |           |       |            |       |          |                  |                 |       |
|          |            |           |       |            |       |          |                  |                 |       |
|          |            |           |       |            |       |          |                  |                 |       |
|          |            |           |       |            |       |          |                  |                 |       |
|          |            |           |       |            |       |          |                  |                 |       |
|          |            |           |       |            |       |          |                  |                 |       |
|          |            |           |       |            |       |          |                  |                 |       |
|          |            |           |       |            |       |          |                  |                 |       |
|          |            |           |       |            |       |          |                  |                 |       |
|          |            |           |       |            |       |          |                  |                 |       |
|          |            |           |       |            |       |          |                  |                 |       |
|          |            |           |       |            |       |          |                  |                 |       |
|          |            |           |       |            |       |          |                  |                 |       |
|          |            |           |       |            |       |          |                  |                 |       |
|          |            |           |       |            |       |          |                  |                 |       |
|          |            |           |       |            |       |          |                  |                 |       |
|          |            |           |       |            |       |          |                  |                 |       |
|          |            |           |       |            |       |          |                  |                 |       |
|          |            |           |       |            |       |          |                  |                 |       |
|          |            |           |       |            |       |          |                  |                 |       |
|          |            |           |       |            |       |          |                  |                 |       |
|          |            |           |       |            |       |          |                  |                 |       |
|          |            |           |       |            |       |          |                  |                 |       |
|          |            |           |       |            |       |          |                  |                 |       |
|          |            |           |       |            |       |          |                  |                 |       |
|          |            |           |       |            |       |          |                  |                 |       |
|          |            |           |       |            |       |          |                  |                 |       |
|          |            |           |       |            |       |          |                  |                 |       |
|          |            |           |       |            |       |          |                  |                 |       |
|          |            |           |       |            |       |          |                  |                 |       |
|          |            |           |       |            |       |          |                  |                 |       |
|          |            |           |       |            |       |          |                  |                 |       |
|          |            |           |       |            |       |          |                  |                 |       |
|          |            |           |       |            |       |          |                  |                 |       |
|          |            |           |       |            |       |          |                  |                 |       |
|          |            |           |       |            |       |          |                  |                 |       |
|          |            |           |       |            |       |          |                  |                 |       |
|          |            |           |       |            |       |          |                  |                 |       |
|          |            |           |       |            |       |          |                  |                 |       |
|          |            |           |       |            |       |          |                  |                 |       |
|          |            |           |       |            |       |          |                  |                 |       |
|          |            |           |       |            |       |          |                  |                 |       |
|          |            |           |       |            |       |          |                  |                 |       |
|          |            |           |       |            |       |          |                  |                 |       |
|          |            |           |       |            |       |          |                  |                 |       |
|          |            |           |       |            |       |          |                  |                 |       |
|          |            |           |       |            |       |          |                  |                 |       |
|          |            |           |       |            |       |          |                  |                 |       |
|          |            |           |       |            |       |          |                  |                 |       |
|          |            |           |       |            |       |          |                  |                 |       |
|          |            |           |       |            |       |          |                  |                 |       |
|          |            |           |       |            |       |          |                  |                 |       |
|          |            |           |       |            |       |          |                  |                 |       |
|          |            |           |       |            |       |          |                  |                 |       |
|          |            |           |       |            |       |          |                  |                 |       |
|          |            |           |       |            |       |          |                  |                 |       |
|          |            |           |       |            |       |          |                  |                 |       |
|          |            |           |       |            |       |          |                  |                 |       |
|          |            |           |       |            |       |          |                  |                 |       |
|          |            |           |       |            |       |          |                  |                 |       |
|          |            |           |       |            |       |          |                  |                 |       |
|          |            |           |       |            |       |          |                  |                 |       |
|          |            |           |       |            |       |          |                  |                 |       |
|          |            |           |       |            |       |          |                  |                 |       |
|          |            |           |       |            |       |          |                  |                 |       |
|          |            |           |       |            |       |          |                  |                 |       |
|          |            |           |       |            |       |          |                  |                 |       |
|          |            |           |       |            |       |          |                  |                 |       |
|          |            |           |       |            |       |          |                  |                 |       |
|          |            |           |       |            |       |          |                  |                 |       |
|          |            |           |       |            |       |          |                  |                 |       |
|          |            |           |       |            |       |          |                  |                 |       |
|          |            |           |       |            |       |          |                  |                 |       |
|          |            |           |       |            |       |          |                  |                 |       |
|          |            |           |       |            |       |          |                  |                 |       |
|          |            |           |       |            |       |          |                  |                 |       |
|          |            |           |       |            |       |          |                  |                 |       |
|          |            |           |       |            |       |          |                  |                 |       |
|          |            |           |       |            |       |          |                  |                 |       |
|          |            |           |       |            |       |          |                  |                 |       |
|          |            |           |       |            |       |          |                  |                 |       |
|          |            |           |       |            |       |          |                  |                 |       |
|          |            |           |       |            |       |          |                  |                 |       |

Savannah St.

Non-Div I Games: Morris

66 50

Voorhees

65 55

Savannah St.

Loss, 
Non-Conf, S Site, 
H Home
A Away 
N Neutral



| Section Head      |   |                |           | Through Games of 2000 Final |         |                      |               |            |                          |                  |           |
|-------------------|---|----------------|-----------|-----------------------------|---------|----------------------|---------------|------------|--------------------------|------------------|-----------|
| Average RPI Win:  |   | 202            | WON-LOST  | WINNING                     | LAST 10 | STRENGTH OF          | OPP. STRENGTH | TEAM       | ADJ.                     | CONF.            | ADJ CONF. |
| Average RPI Loss: |   | 83             | RECORD    | PCT. RANK                   | GAMES   | SCHEDULE             | OF SCHEDULE   | RPI        | RPI                      | RPI              | RPI       |
| DIV. I ONLY       |   | 6- 21          | 297       | 0- 10                       |         | 55                   | 68            | 198        | 196                      | 4                | 4         |
| DIV. I NON-CONF.  |   | 3- 8           | 267       | 0- 0                        |         | 112                  | 163           | 219        | 219                      | 5                | 6         |
| <hr/>             |   |                |           |                             |         |                      |               |            |                          |                  |           |
| TOTALS            |   | RPI 1-25       |           | RPI 26-50                   |         | W-L RECORDS          |               | RPI 51-100 |                          | RPI 100+         |           |
| 6- 21             |   | 0- 4           |           | 1- 7                        |         | OVERALL              |               | 1- 5       |                          | 4- 5             |           |
| 2- 12             |   | 0- 3           |           | 0- 4                        |         | HOME                 |               | 1- 2       |                          | 1- 3             |           |
| 3- 9              |   | 0- 1           |           | 1- 3                        |         | AWAY                 |               | 0- 3       |                          | 2- 2             |           |
| 1- 0              |   | 0- 0           |           | 0- 0                        |         | NEUTRAL              |               | 0- 0       |                          | 1- 0             |           |
| 3- 8              |   | 0- 1           |           | 0- 3                        |         | NON-CONFERENCE       |               | 0- 2       |                          | 3- 2             |           |
| 1- 5              |   | 0- 1           |           | 0- 3                        |         | HOME                 |               | 0- 0       |                          | 1- 1             |           |
| 1- 3              |   | 0- 0           |           | 0- 0                        |         | AWAY                 |               | 0- 2       |                          | 1- 1             |           |
| 1- 0              |   | 0- 0           |           | 0- 0                        |         | NEUTRAL              |               | 0- 0       |                          | 1- 0             |           |
| 3- 13             |   | 0- 3           |           | 1- 4                        |         | CONFERENCE           |               | 1- 3       |                          | 1- 3             |           |
| 1- 7              |   | 0- 2           |           | 0- 1                        |         | HOME                 |               | 1- 2       |                          | 0- 2             |           |
| 2- 6              |   | 0- 1           |           | 1- 3                        |         | AWAY                 |               | 0- 1       |                          | 1- 1             |           |
| 0- 0              |   | 0- 0           |           | 0- 0                        |         | NEUTRAL              |               | 0- 0       |                          | 0- 0             |           |
| <hr/>             |   |                |           |                             |         |                      |               |            |                          |                  |           |
| RPI 1-25          |   |                | RPI 26-50 |                             |         | RPI 51-100           |               |            | RPI 101+ Team's RPI: 196 |                  |           |
| RPI               | S | Opponent       | Score     | RPI                         | S       | Opponent             | Score         | RPI        | S                        | Opponent         | Score     |
| 5                 | H | Connecti cut   | 53 93     | 28                          | H       | Hartford             | 54 65         | 53         | H                        | Loui sville      | 45 65     |
| 9                 | A | Rutgers        | 41 63     | 31                          | A       | St. John' s (N. Y. ) | 54 85         | 56         | A                        | Pi ttsburgh      | 56 58     |
| 13                | H | DePaul         | 56 69     | 33                          | H       | Flori da             | 48 52         | 67         | A                        | St. Joseph' s    | 48 72     |
| 22                | H | Bri gham Young | 50 54     | 36                          | H       | Vi rgi ni a          | 39 59         | 74         | H                        | Ci nci nnati     | 58 77     |
|                   |   |                |           | 37                          | A       | Notre Dame           | 74 61         | 75         | A                        | Flori da Int'l   | 39 61     |
|                   |   |                |           | 40                          | A       | Vi llanova           | 55 59         | 92         | H                        | West Vi rgi ni a | 67 61     |
|                   |   |                |           | 48                          | A       | Marquette            | 51 72         |            |                          |                  |           |
|                   |   |                |           | 50                          | H       | South Fla.           | 50 62         |            |                          |                  |           |
| <hr/>             |   |                |           |                             |         |                      |               |            |                          |                  |           |
| LAST 10 Div       |   |                |           |                             |         | ision I GAMES:       |               |            |                          |                  |           |
|                   |   |                |           | 31                          | A       | St. John' s (N. Y. ) | 54 85         | 50         | H                        | South Fla.       | 50 62     |
|                   |   |                |           | 53                          | H       | Loui sville          | 45 65         | 178        | A                        | Georgetown       | 52 64     |
|                   |   |                |           | 40                          | A       | Vi llanova           | 55 59         | 74         | H                        | Ci nci nnati     | 58 77     |
|                   |   |                |           | 56                          | A       | Pi ttsburgh          | 56 58         | 48         | A                        | Marquette        | 51 72     |
|                   |   |                |           | 228                         | H       | Provi dence          | 69 71         | 179        | H                        | Syracuse         | 56 64     |

Non-Div I Games:

Seton Hall

| Siena                     |            |               |           | Through Games Of 2006 Final |         |                  |                  |          |                          |                   |           |  |
|---------------------------|------------|---------------|-----------|-----------------------------|---------|------------------|------------------|----------|--------------------------|-------------------|-----------|--|
| Average RPI Win:          |            | 240           | WON-LOST  | WINNING                     | LAST 10 | STRENGTH OF      | OPP. STRENGTH    | TEAM     | ADJ.                     | CONF.             | ADJ CONF. |  |
| Average RPI Loss:         |            | 142           | RECORD    | PCT. RANK                   | GAMES   | SCHEDULE         | OF SCHEDULE      | RPI      | RPI                      | RPI               | RPI       |  |
| DIV. I ONLY               |            | 11- 17        | 217       | 3- 7                        | 236     | 199              | 235              | 229      | 19                       | 19                |           |  |
| DIV. I NON-CONF.          |            | 4- 5          | 180       | 0- 0                        | 144     | 93               | 162              | 158      | 18                       | 18                |           |  |
| <hr/>                     |            |               |           |                             |         |                  |                  |          |                          |                   |           |  |
| TOTALS                    |            | RPI 1-25      | RPI 26-50 | W-L RECORDS                 |         | RPI 51-100       |                  | RPI 100+ |                          |                   |           |  |
| 11- 17                    |            | 0- 1          | 0- 0      | OVERALL                     |         | 0- 4             |                  | 11- 12   |                          |                   |           |  |
| 10- 5                     |            | 0- 1          | 0- 0      | HOME                        |         | 0- 2             |                  | 10- 2    |                          |                   |           |  |
| 1- 11                     |            | 0- 0          | 0- 0      | AWAY                        |         | 0- 2             |                  | 1- 9     |                          |                   |           |  |
| 0- 1                      |            | 0- 0          | 0- 0      | NEUTRAL                     |         | 0- 0             |                  | 0- 1     |                          |                   |           |  |
| 4- 5                      |            | 0- 1          | 0- 0      | NON-CONFERENCE              |         | 0- 2             |                  | 4- 2     |                          |                   |           |  |
| 4- 2                      |            | 0- 1          | 0- 0      | HOME                        |         | 0- 1             |                  | 4- 0     |                          |                   |           |  |
| 0- 3                      |            | 0- 0          | 0- 0      | AWAY                        |         | 0- 1             |                  | 0- 2     |                          |                   |           |  |
| 0- 0                      |            | 0- 0          | 0- 0      | NEUTRAL                     |         | 0- 0             |                  | 0- 0     |                          |                   |           |  |
| 7- 12                     |            | 0- 0          | 0- 0      | CONFERENCE                  |         | 0- 2             |                  | 7- 10    |                          |                   |           |  |
| 6- 3                      |            | 0- 0          | 0- 0      | HOME                        |         | 0- 1             |                  | 6- 2     |                          |                   |           |  |
| 1- 8                      |            | 0- 0          | 0- 0      | AWAY                        |         | 0- 1             |                  | 1- 7     |                          |                   |           |  |
| 0- 1                      |            | 0- 0          | 0- 0      | NEUTRAL                     |         | 0- 0             |                  | 0- 1     |                          |                   |           |  |
| <hr/>                     |            |               |           |                             |         |                  |                  |          |                          |                   |           |  |
| RPI 1-25                  |            |               | RPI 26-50 |                             |         | RPI 51-100       |                  |          | RPI 101+ Team's RPI: 229 |                   |           |  |
| RPI S                     | Opponent   | Score         | RPI S     | Opponent                    | Score   | RPI S            | Opponent         | Score    | RPI S                    | Opponent          | Score     |  |
| 4                         | H Maryland | 66 107        |           |                             |         | 59               | A Miami (Fl a. ) | 47 76    | 114                      | A Iona            | 69 83     |  |
|                           |            |               |           |                             |         | 71               | A Marist         | 39 61    | 114                      | H Iona            | 66 73     |  |
|                           |            |               |           |                             |         | 71               | H Marist         | 55 68    | 115                      | A Loyol a (Md. )  | 59 74     |  |
|                           |            |               |           |                             |         | 77               | H Dartmouth      | 82 86    | 115                      | H Loyol a (Md. )  | 63 60     |  |
|                           |            |               |           |                             |         |                  |                  |          | 126                      | A Bucknell        | 48 54     |  |
|                           |            |               |           |                             |         |                  |                  |          | 129                      | A Canisius        | 52 80     |  |
|                           |            |               |           |                             |         |                  |                  |          | 129                      | H Canisius        | 58 60     |  |
|                           |            |               |           |                             |         |                  |                  |          | 131                      | H George Mason    | 78 69     |  |
|                           |            |               |           |                             |         |                  |                  |          | 175                      | A Massachusetts   | 53 71     |  |
|                           |            |               |           |                             |         |                  |                  |          | 200                      | H Vermont         | 77 63     |  |
|                           |            |               |           |                             |         |                  |                  |          | 215                      | A St. Peter's     | 44 59     |  |
|                           |            |               |           |                             |         |                  |                  |          | 215                      | H St. Peter's     | 76 68     |  |
|                           |            |               |           |                             |         |                  |                  |          | 216                      | A Manhattan       | 49 62     |  |
|                           |            |               |           |                             |         |                  |                  |          | 216                      | H Manhattan       | 55 40     |  |
|                           |            |               |           |                             |         |                  |                  |          | 238                      | A Fairfield       | 69 71     |  |
|                           |            |               |           |                             |         |                  |                  |          | 238                      | H Fairfield       | 70 64     |  |
|                           |            |               |           |                             |         |                  |                  |          | 238                      | N Fairfield       | 59 60     |  |
|                           |            |               |           |                             |         |                  |                  |          | 285                      | H St. Bonaventure | 72 47     |  |
|                           |            |               |           |                             |         |                  |                  |          | 289                      | H Albany (N. Y. ) | 61 55     |  |
|                           |            |               |           |                             |         |                  |                  |          | 315                      | A Rider           | 78 49     |  |
|                           |            |               |           |                             |         |                  |                  |          | 315                      | H Rider           | 63 38     |  |
|                           |            |               |           |                             |         |                  |                  |          | 322                      | A Niagara         | 57 61     |  |
|                           |            |               |           |                             |         |                  |                  |          | 322                      | H Niagara         | 79 44     |  |
| <hr/>                     |            |               |           |                             |         |                  |                  |          |                          |                   |           |  |
| LAST 10 Division I GAMES: |            |               |           |                             |         |                  |                  |          |                          |                   |           |  |
| 238                       |            | N Fairfield   | 59        | 60                          | 115     | H Loyol a (Md. ) | 63               | 60       |                          |                   |           |  |
| 215                       |            | A St. Peter's | 44        | 59                          | 114     | H Iona           | 66               | 73       |                          |                   |           |  |
| 129                       |            | H Canisius    | 58        | 60                          | 315     | A Rider          | 78               | 49       |                          |                   |           |  |
| 114                       |            | A Iona        | 69        | 83                          | 71      | H Marist         | 55               | 68       |                          |                   |           |  |
| 238                       |            | A Fairfield   | 69        | 71                          | 215     | H St. Peter's    | 76               | 68       |                          |                   |           |  |

Non-Di v I Games:

Siena

| Average RPI Win: 201      |                   | WON-LOST  | WINNING        | LAST 10           | STRENGTH OF | OPP. STRENGTH | TEAM          | ADJ.            | CONF. | ADJ CONF.               |
|---------------------------|-------------------|-----------|----------------|-------------------|-------------|---------------|---------------|-----------------|-------|-------------------------|
| Average RPI Loss: 115     |                   | RECORD    | PCT. RANK      | GAMES             | SCHEDULE    | OF SCHEDULE   | RPI           | RPI             | RPI   | RPI                     |
| DIV. I ONLY               | 15- 14            | 155       | 6- 4           | 159               | 128         | 154           | 154           | 9               | 9     |                         |
| DIV. I NON-CONF.          | 6- 6              | 144       | 0- 0           | 256               | 173         | 196           | 198           | 10              | 10    |                         |
| TOTALS                    | RPI 1-25          | RPI 26-50 | W-L RECORDS    | RPI 51-100        | RPI 100+    |               |               |                 |       |                         |
| 15- 14                    | 0- 2              | 0- 1      | OVERALL        | 1- 3              | 14- 8       |               |               |                 |       |                         |
| 9- 4                      | 0- 0              | 0- 0      | HOME           | 1- 1              | 8- 3        |               |               |                 |       |                         |
| 5- 9                      | 0- 1              | 0- 1      | AWAY           | 0- 2              | 5- 5        |               |               |                 |       |                         |
| 1- 1                      | 0- 1              | 0- 0      | NEUTRAL        | 0- 0              | 1- 0        |               |               |                 |       |                         |
| 6- 6                      | 0- 0              | 0- 1      | NON-CONFERENCE | 0- 1              | 6- 4        |               |               |                 |       |                         |
| 5- 0                      | 0- 0              | 0- 0      | HOME           | 0- 0              | 5- 0        |               |               |                 |       |                         |
| 1- 6                      | 0- 0              | 0- 1      | AWAY           | 0- 1              | 1- 4        |               |               |                 |       |                         |
| 0- 0                      | 0- 0              | 0- 0      | NEUTRAL        | 0- 0              | 0- 0        |               |               |                 |       |                         |
| 9- 8                      | 0- 2              | 0- 0      | CONFERENCE     | 1- 2              | 8- 4        |               |               |                 |       |                         |
| 4- 4                      | 0- 0              | 0- 0      | HOME           | 1- 1              | 3- 3        |               |               |                 |       |                         |
| 4- 3                      | 0- 1              | 0- 0      | AWAY           | 0- 1              | 4- 1        |               |               |                 |       |                         |
| 1- 1                      | 0- 1              | 0- 0      | NEUTRAL        | 0- 0              | 1- 0        |               |               |                 |       |                         |
| RPI 1-25                  |                   | RPI 26-50 |                | RPI 51-100        |             | RPI 101+      |               | Team's RPI: 154 |       |                         |
| RPI S                     | Opponent          | Score     | RPI S          | Opponent          | Score       | RPI S         | Opponent      | Score           |       |                         |
| 18 A                      | Western Ky.       | 52 57     | 33 A           | Florida           | 57 74       | 62 H          | Middle Tenn.  | 58 59           | 106 A | North Texas 57 66       |
| 18 N                      | Western Ky.       | 68 83     |                |                   |             | 75 A          | Florida Int'l | 60 70           | 106 H | North Texas 39 60       |
|                           |                   |           |                |                   |             | 81 H          | Arkansas St.  | 74 70           | 133 H | Alabama 56 48           |
|                           |                   |           |                |                   |             | 100 A         | Oregon St.    | 29 66           | 146 H | Ark. -Little Rock 67 62 |
|                           |                   |           |                |                   |             |               |               |                 | 146 N | Ark. -Little Rock 48 34 |
|                           |                   |           |                |                   |             |               |               |                 | 155 A | Denver 74 66            |
|                           |                   |           |                |                   |             |               |               |                 | 155 H | Denver 71 74            |
|                           |                   |           |                |                   |             |               |               |                 | 156 A | UAB 61 70               |
|                           |                   |           |                |                   |             |               |               |                 | 173 A | La. -Lafayette 54 50    |
|                           |                   |           |                |                   |             |               |               |                 | 173 H | La. -Lafayette 56 60    |
|                           |                   |           |                |                   |             |               |               |                 | 181 A | Illinois St. 50 57      |
|                           |                   |           |                |                   |             |               |               |                 | 189 H | Southern Miss. 84 72    |
|                           |                   |           |                |                   |             |               |               |                 | 194 A | Southern Ill. 61 82     |
|                           |                   |           |                |                   |             |               |               |                 | 217 A | Troy 71 52              |
|                           |                   |           |                |                   |             |               |               |                 | 217 H | Troy 61 40              |
|                           |                   |           |                |                   |             |               |               |                 | 220 A | McNeese St. 66 52       |
|                           |                   |           |                |                   |             |               |               |                 | 220 H | McNeese St. 63 55       |
|                           |                   |           |                |                   |             |               |               |                 | 233 A | Portland St. 56 68      |
|                           |                   |           |                |                   |             |               |               |                 | 245 H | Ga. Southern 75 59      |
|                           |                   |           |                |                   |             |               |               |                 | 260 H | North Fla. 62 29        |
|                           |                   |           |                |                   |             |               |               |                 | 310 A | New Orleans 51 42       |
|                           |                   |           |                |                   |             |               |               |                 | 310 H | New Orleans 69 53       |
| LAST 10 Division I GAMES: |                   |           |                |                   |             |               |               |                 |       |                         |
| 18 N                      | Western Ky.       | 68 83     | 75 A           | Florida Int'l     | 60 70       |               |               |                 |       |                         |
| 146 N                     | Ark. -Little Rock | 48 34     | 310 A          | New Orleans       | 51 42       |               |               |                 |       |                         |
| 106 H                     | North Texas       | 39 60     | 173 A          | La. -Lafayette    | 54 50       |               |               |                 |       |                         |
| 155 H                     | Denver            | 71 74     | 146 H          | Ark. -Little Rock | 67 62       |               |               |                 |       |                         |
| 217 H                     | Troy              | 61 40     | 81 H           | Arkansas St.      | 74 70       |               |               |                 |       |                         |

South Ala.

Non-Div I Games:

South Ala.

Loss, 
Non-Conf, S Site, 
H Home
A Away 
N Neutral

|                   |  |          |                 |  |                   |               |                  |                      |            |                           |                          |          |                |               |          |  |
|-------------------|--|----------|-----------------|--|-------------------|---------------|------------------|----------------------|------------|---------------------------|--------------------------|----------|----------------|---------------|----------|--|
| Average RPI Win:  |  | 181      | WON-LOST RECORD |  | WINNING PCT. RANK | LAST 10 GAMES |                  | STRENGTH OF SCHEDULE |            | OPP. STRENGTH OF SCHEDULE | TEAM RPI                 | ADJ. RPI | CONF. RPI      | ADJ CONF. RPI |          |  |
| Average RPI Loss: |  | 50       |                 |  |                   |               |                  |                      |            |                           |                          |          |                |               |          |  |
| DIV. I ONLY       |  | 17- 12   | 110             |  | 6- 4              |               | 122              |                      | 57         |                           | 95                       | 94       | 2              | 2             |          |  |
| DIV. I NON-CONF.  |  | 10- 4    | 68              |  | 1- 1              |               | 264              |                      | 185        |                           | 120                      | 123      | 2              | 2             |          |  |
| TOTALS            |  | RPI 1-25 | RPI 26-50       |  | W-L RECORDS       |               | RPI 51-100       |                      |            |                           | RPI 100+                 |          |                |               |          |  |
| 17- 12            |  | 0- 6     | 1- 2            |  | OVERALL           |               | 4- 3             |                      |            |                           | 12- 1                    |          |                |               |          |  |
| 12- 5             |  | 0- 3     | 0- 1            |  | HOME              |               | 3- 0             |                      |            |                           | 9- 1                     |          |                |               |          |  |
| 5- 4              |  | 0- 2     | 1- 1            |  | AWAY              |               | 1- 1             |                      |            |                           | 3- 0                     |          |                |               |          |  |
| 0- 3              |  | 0- 1     | 0- 0            |  | NEUTRAL           |               | 0- 2             |                      |            |                           | 0- 0                     |          |                |               |          |  |
| 10- 4             |  | 0- 1     | 0- 0            |  | NON-CONFERENCE    |               | 2- 2             |                      |            |                           | 8- 1                     |          |                |               |          |  |
| 9- 1              |  | 0- 0     | 0- 0            |  | HOME              |               | 2- 0             |                      |            |                           | 7- 1                     |          |                |               |          |  |
| 1- 1              |  | 0- 0     | 0- 0            |  | AWAY              |               | 0- 1             |                      |            |                           | 1- 0                     |          |                |               |          |  |
| 0- 2              |  | 0- 1     | 0- 0            |  | NEUTRAL           |               | 0- 1             |                      |            |                           | 0- 0                     |          |                |               |          |  |
| 7- 8              |  | 0- 5     | 1- 2            |  | CONFERENCE        |               | 2- 1             |                      |            |                           | 4- 0                     |          |                |               |          |  |
| 3- 4              |  | 0- 3     | 0- 1            |  | HOME              |               | 1- 0             |                      |            |                           | 2- 0                     |          |                |               |          |  |
| 4- 3              |  | 0- 2     | 1- 1            |  | AWAY              |               | 1- 0             |                      |            |                           | 2- 0                     |          |                |               |          |  |
| 0- 1              |  | 0- 0     | 0- 0            |  | NEUTRAL           |               | 0- 1             |                      |            |                           | 0- 0                     |          |                |               |          |  |
| RPI S Opponent    |  | RPI 1-25 | RPI S Opponent  |  | RPI 26-50         |               | RPI S Opponent   |                      | RPI 51-100 |                           | Team's RPI : 94          |          | RPI S Opponent |               | RPI 101+ |  |
| 2 H Tennessee     |  | 51 66    | 33 A Florida    |  | 81 63             |               | 51 A Xavier      |                      | 65 70      |                           | 117 H Arkansas           |          | 61 52          |               |          |  |
| 6 A LSU           |  | 46 79    | 35 A Vanderbilt |  | 71 88             |               | 52 N Texas       |                      | 55 59      |                           | 133 A Alabama            |          | 67 48          |               |          |  |
| 12 H Georgia      |  | 65 74    | 35 H Vanderbilt |  | 59 67             |               | 58 H Minnesota   |                      | 79 61      |                           | 186 A Clemson            |          | 77 46          |               |          |  |
| 23 N Purdue       |  | 48 56    |                 |  |                   |               | 82 H Mississippi |                      | 77 66      |                           | 190 A Mississippi St.    |          | 51 46          |               |          |  |
| 24 A Kentucky     |  | 60 72    |                 |  |                   |               | 85 A Auburn      |                      | 58 46      |                           | 190 H Mississippi St.    |          | 75 47          |               |          |  |
| 24 H Kentucky     |  | 71 75    |                 |  |                   |               | 85 N Auburn      |                      | 48 64      |                           | 210 H Winthrop           |          | 73 42          |               |          |  |
|                   |  |          |                 |  |                   |               | 87 H High Point  |                      | 71 35      |                           | 241 H Western Caro.      |          | 95 53          |               |          |  |
|                   |  |          |                 |  |                   |               |                  |                      |            |                           | 245 H Ga. Southern       |          | 66 73          |               |          |  |
|                   |  |          |                 |  |                   |               |                  |                      |            |                           | 258 H Longwood           |          | 99 48          |               |          |  |
|                   |  |          |                 |  |                   |               |                  |                      |            |                           | 266 H Ohio               |          | 77 49          |               |          |  |
|                   |  |          |                 |  |                   |               |                  |                      |            |                           | 283 H South Carolina St. |          | 75 40          |               |          |  |
|                   |  |          |                 |  |                   |               |                  |                      |            |                           | 327 H Bethune-Cookman    |          | 87 26          |               |          |  |
|                   |  |          |                 |  |                   |               |                  |                      |            |                           | 332 H Savannah St.       |          | 94 37          |               |          |  |
|                   |  |          |                 |  |                   |               |                  |                      |            |                           |                          |          |                |               |          |  |
|                   |  |          |                 |  |                   |               |                  |                      |            |                           |                          |          |                |               |          |  |
|                   |  |          |                 |  |                   |               |                  |                      |            |                           |                          |          |                |               |          |  |
|                   |  |          |                 |  |                   |               |                  |                      |            |                           |                          |          |                |               |          |  |
|                   |  |          |                 |  |                   |               |                  |                      |            |                           |                          |          |                |               |          |  |
|                   |  |          |                 |  |                   |               |                  |                      |            |                           |                          |          |                |               |          |  |
|                   |  |          |                 |  |                   |               |                  |                      |            |                           |                          |          |                |               |          |  |
|                   |  |          |                 |  |                   |               |                  |                      |            |                           |                          |          |                |               |          |  |
|                   |  |          |                 |  |                   |               |                  |                      |            |                           |                          |          |                |               |          |  |
|                   |  |          |                 |  |                   |               |                  |                      |            |                           |                          |          |                |               |          |  |
|                   |  |          |                 |  |                   |               |                  |                      |            |                           |                          |          |                |               |          |  |
|                   |  |          |                 |  |                   |               |                  |                      |            |                           |                          |          |                |               |          |  |
|                   |  |          |                 |  |                   |               |                  |                      |            |                           |                          |          |                |               |          |  |
|                   |  |          |                 |  |                   |               |                  |                      |            |                           |                          |          |                |               |          |  |
|                   |  |          |                 |  |                   |               |                  |                      |            |                           |                          |          |                |               |          |  |
|                   |  |          |                 |  |                   |               |                  |                      |            |                           |                          |          |                |               |          |  |
|                   |  |          |                 |  |                   |               |                  |                      |            |                           |                          |          |                |               |          |  |
|                   |  |          |                 |  |                   |               |                  |                      |            |                           |                          |          |                |               |          |  |
|                   |  |          |                 |  |                   |               |                  |                      |            |                           |                          |          |                |               |          |  |
|                   |  |          |                 |  |                   |               |                  |                      |            |                           |                          |          |                |               |          |  |
|                   |  |          |                 |  |                   |               |                  |                      |            |                           |                          |          |                |               |          |  |
|                   |  |          |                 |  |                   |               |                  |                      |            |                           |                          |          |                |               |          |  |
|                   |  |          |                 |  |                   |               |                  |                      |            |                           |                          |          |                |               |          |  |
|                   |  |          |                 |  |                   |               |                  |                      |            |                           |                          |          |                |               |          |  |
|                   |  |          |                 |  |                   |               |                  |                      |            |                           |                          |          |                |               |          |  |
|                   |  |          |                 |  |                   |               |                  |                      |            |                           |                          |          |                |               |          |  |
|                   |  |          |                 |  |                   |               |                  |                      |            |                           |                          |          |                |               |          |  |
|                   |  |          |                 |  |                   |               |                  |                      |            |                           |                          |          |                |               |          |  |
|                   |  |          |                 |  |                   |               |                  |                      |            |                           |                          |          |                |               |          |  |
|                   |  |          |                 |  |                   |               |                  |                      |            |                           |                          |          |                |               |          |  |
|                   |  |          |                 |  |                   |               |                  |                      |            |                           |                          |          |                |               |          |  |
|                   |  |          |                 |  |                   |               |                  |                      |            |                           |                          |          |                |               |          |  |
|                   |  |          |                 |  |                   |               |                  |                      |            |                           |                          |          |                |               |          |  |
|                   |  |          |                 |  |                   |               |                  |                      |            |                           |                          |          |                |               |          |  |
|                   |  |          |                 |  |                   |               |                  |                      |            |                           |                          |          |                |               |          |  |
|                   |  |          |                 |  |                   |               |                  |                      |            |                           |                          |          |                |               |          |  |
|                   |  |          |                 |  |                   |               |                  |                      |            |                           |                          |          |                |               |          |  |
|                   |  |          |                 |  |                   |               |                  |                      | </         |                           |                          |          |                |               |          |  |

Non-Div I Games:

South Carolina

■ Loss, 
 ■ Non-Conf, 
 ■ S Site, 
 ■ H Home 
 ■ A Away 
 N Neutral

| Average RPI Win: 294  |                         | WON-LOST  | WINNING                  | LAST 10    | STRENGTH OF                  | OPP. STRENGTH          | TEAM                    | ADJ.            | CONF. | ADJ CONF. |
|-----------------------|-------------------------|-----------|--------------------------|------------|------------------------------|------------------------|-------------------------|-----------------|-------|-----------|
| Average RPI Loss: 198 |                         | RECORD    | PCT. RANK                | GAMES      | SCHEDULE                     | OF SCHEDULE            | RPI                     | RPI             | RPI   | RPI       |
| DIV. I ONLY           | 13- 15                  | 182       | 5- 5                     | 326        | 324                          | 282                    | 283                     | 30              | 30    |           |
| DIV. I NON-CONF.      | 3- 6                    | 234       | 1- 0                     | 301        | 319                          | 298                    | 297                     | 31              | 31    |           |
| TOTALS                | RPI 1-25                | RPI 26-50 | W-L RECORDS              | RPI 51-100 | RPI 100+                     |                        |                         |                 |       |           |
| 13- 15                | 0- 0                    | 0- 0      | OVERALL                  | 0- 2       | 13- 13                       |                        |                         |                 |       |           |
| 7- 3                  | 0- 0                    | 0- 0      | HOME                     | 0- 0       | 7- 3                         |                        |                         |                 |       |           |
| 4- 11                 | 0- 0                    | 0- 0      | AWAY                     | 0- 2       | 4- 9                         |                        |                         |                 |       |           |
| 2- 1                  | 0- 0                    | 0- 0      | NEUTRAL                  | 0- 0       | 2- 1                         |                        |                         |                 |       |           |
| 3- 6                  | 0- 0                    | 0- 0      | NON-CONFERENCE           | 0- 2       | 3- 4                         |                        |                         |                 |       |           |
| 1- 1                  | 0- 0                    | 0- 0      | HOME                     | 0- 0       | 1- 1                         |                        |                         |                 |       |           |
| 1- 5                  | 0- 0                    | 0- 0      | AWAY                     | 0- 2       | 1- 3                         |                        |                         |                 |       |           |
| 1- 0                  | 0- 0                    | 0- 0      | NEUTRAL                  | 0- 0       | 1- 0                         |                        |                         |                 |       |           |
| 10- 9                 | 0- 0                    | 0- 0      | CONFERENCE               | 0- 0       | 10- 9                        |                        |                         |                 |       |           |
| 6- 2                  | 0- 0                    | 0- 0      | HOME                     | 0- 0       | 6- 2                         |                        |                         |                 |       |           |
| 3- 6                  | 0- 0                    | 0- 0      | AWAY                     | 0- 0       | 3- 6                         |                        |                         |                 |       |           |
| 1- 1                  | 0- 0                    | 0- 0      | NEUTRAL                  | 0- 0       | 1- 1                         |                        |                         |                 |       |           |
| RPI S                 | RPI 1-25 Opponent Score | RPI S     | RPI 26-50 Opponent Score | RPI S      | RPI 51-100 Opponent Score    | RPI S                  | RPI 101+ Opponent Score | Team's RPI: 283 |       |           |
|                       |                         |           |                          |            | 66 A Cal i forni a 48 94     | 108 A Coppin St.       | 47 60                   |                 |       |           |
|                       |                         |           |                          |            | 94 A South Carolina 40 75    | 108 H Coppin St.       | 57 61                   |                 |       |           |
|                       |                         |           |                          |            |                              | 124 A Delaware St.     | 48 55                   |                 |       |           |
|                       |                         |           |                          |            |                              | 124 H Delaware St.     | 64 55                   |                 |       |           |
|                       |                         |           |                          |            |                              | 142 A UNC Wi lmi ngton | 50 60                   |                 |       |           |
|                       |                         |           |                          |            |                              | 183 A Marshal l        | 47 69                   |                 |       |           |
|                       |                         |           |                          |            |                              | 218 H Gardner-Webb     | 61 68                   |                 |       |           |
|                       |                         |           |                          |            |                              | 236 A Howard           | 58 77                   |                 |       |           |
|                       |                         |           |                          |            |                              | 236 N Howard           | 69 71                   |                 |       |           |
|                       |                         |           |                          |            |                              | 247 H Md. -East. Shore | 58 65                   |                 |       |           |
|                       |                         |           |                          |            |                              | 266 N Ohi o            | 80 68                   |                 |       |           |
|                       |                         |           |                          |            |                              | 282 A Al abama A&M     | 62 67                   |                 |       |           |
|                       |                         |           |                          |            |                              | 290 A Fl ori da A&M    | 51 66                   |                 |       |           |
|                       |                         |           |                          |            |                              | 290 H Fl ori da A&M    | 62 54                   |                 |       |           |
|                       |                         |           |                          |            |                              | 295 A N. C. A&T        | 72 69                   |                 |       |           |
|                       |                         |           |                          |            |                              | 295 H N. C. A&T        | 71 64                   |                 |       |           |
|                       |                         |           |                          |            |                              | 297 A Hampton          | 75 62                   |                 |       |           |
|                       |                         |           |                          |            |                              | 297 H Hampton          | 67 66                   |                 |       |           |
|                       |                         |           |                          |            |                              | 306 A Norfol k St.     | 62 67                   |                 |       |           |
|                       |                         |           |                          |            |                              | 306 H Norfol k St.     | 71 55                   |                 |       |           |
|                       |                         |           |                          |            |                              | 327 A Bethune-Cookman  | 71 61                   |                 |       |           |
|                       |                         |           |                          |            |                              | 327 N Bethune-Cookman  | 66 49                   |                 |       |           |
|                       |                         |           |                          |            |                              | 330 A Morgan St.       | 39 70                   |                 |       |           |
|                       |                         |           |                          |            |                              | 330 H Morgan St.       | 76 59                   |                 |       |           |
|                       |                         |           |                          |            |                              | 332 A Savannah St.     | 60 53                   |                 |       |           |
|                       |                         |           |                          |            |                              | 332 H Savannah St.     | 68 56                   |                 |       |           |
|                       |                         |           |                          |            | LAST 10 Div sion I GAMES:    |                        |                         |                 |       |           |
|                       |                         |           |                          |            | 236 N Howard 69 71           | 108 A Coppin St.       | 47 60                   |                 |       |           |
|                       |                         |           |                          |            | 295 H N. C. A&T 71 64        | 330 A Morgan St.       | 39 70                   |                 |       |           |
|                       |                         |           |                          |            | 247 H Md. -East. Shore 58 65 | 327 A Bethune-Cookman  | 71 61                   |                 |       |           |
|                       |                         |           |                          |            | 306 H Norfol k St. 71 55     | 290 A Fl ori da A&M    | 51 66                   |                 |       |           |
|                       |                         |           |                          |            | 297 H Hampton 67 66          | 332 A Savannah St.     | 60 53                   |                 |       |           |

Non-Di v I Games:

South Carolina St.

Loss, Non-Conf, S Site, H Home A Away N Neutral

South Carolina St.

South Carolina St.

|  |                        |           |           |                    |                |               |                        |                 |       |                        |       |
|--|------------------------|-----------|-----------|--------------------|----------------|---------------|------------------------|-----------------|-------|------------------------|-------|
| South Dakota St. Through Games of 2000 Final |                        |           |           |                    |                |               |                        |                 |       |                        |       |
| Average RPI Win: 204                         |                        | WON-LOST  | WINNING   | LAST 10            | STRENGTH OF    | OPP. STRENGTH | TEAM                   | ADJ.            | CONF. | ADJ CONF.              |       |
| Average RPI Loss: 136                        |                        | RECORD    | PCT. RANK | GAMES              | SCHEDULE       | OF SCHEDULE   | RPI                    | RPI             | RPI   | RPI                    |       |
| DIV. I ONLY                                  |                        | 17- 9     | 76        | 7- 1               | 266            | 151           | 124                    | 123             | 31    | 31                     |       |
| DIV. I NON-CONF.                             |                        | 9- 9      | 144       | 1- 1               | 147            | 120           | 141                    | 145             | 28    | 29                     |       |
| <hr/>  |                        |           |           |                    |                |               |                        |                 |       |                        |       |
| TOTALS                                       |                        | RPI 1-25  |           | RPI 26-50          | W-L RECORDS    |               |                        | RPI 51-100      |       | RPI 100+               |       |
| 17- 9  |                        | 0- 0      |           | 0- 1               | OVERALL        |               |                        | 3- 1            |       | 14- 7                  |       |
| 7- 1   |                        | 0- 0      |           | 0- 0               | HOME           |               |                        | 1- 1            |       | 6- 0                   |       |
| 9- 8   |                        | 0- 0      |           | 0- 1               | AWAY           |               |                        | 2- 0            |       | 7- 7                   |       |
| 1- 0   |                        | 0- 0      |           | 0- 0               | NEUTRAL        |               |                        | 0- 0            |       | 1- 0                   |       |
| 9- 9   |                        | 0- 0      |           | 0- 1               | NON-CONFERENCE |               |                        | 3- 1            |       | 6- 7                   |       |
| 3- 1   |                        | 0- 0      |           | 0- 0               | HOME           |               |                        | 1- 1            |       | 2- 0                   |       |
| 5- 8   |                        | 0- 0      |           | 0- 1               | AWAY           |               |                        | 2- 0            |       | 3- 7                   |       |
| 1- 0   |                        | 0- 0      |           | 0- 0               | NEUTRAL        |               |                        | 0- 0            |       | 1- 0                   |       |
| 8- 0   |                        | 0- 0      |           | 0- 0               | CONFERENCE     |               |                        | 0- 0            |       | 8- 0                   |       |
| 4- 0   |                        | 0- 0      |           | 0- 0               | HOME           |               |                        | 0- 0            |       | 4- 0                   |       |
| 4- 0   |                        | 0- 0      |           | 0- 0               | AWAY           |               |                        | 0- 0            |       | 4- 0                   |       |
| 0- 0   |                        | 0- 0      |           | 0- 0               | NEUTRAL        |               |                        | 0- 0            |       | 0- 0                   |       |
| <hr/>  |                        |           |           |                    |                |               |                        |                 |       |                        |       |
| RPI 1-25                                     |                        | RPI 26-50 |           | RPI 51-100         |                | RPI 101+      |                        | Team's RPI: 123 |       |                        |       |
| RPI S  | Opponent               | Score     | RPI S     | Opponent           | Score          | RPI S         | Opponent               | Score           | RPI S | Opponent               | Score |
| 48   | A Marquette            | 55 67     | 62        | H Middle Tenn.     | 72 79          | 104           | A Drake                | 52 54           | 128   | A Long Beach St.       | 55 58 |
|  |                        |           | 73        | A Nebraska         | 68 49          | 130           | A Wisconsin            | 68 65           | 133   | H Alabama              | 78 69 |
|  |                        |           | 75        | A Florida Int'l    | 60 56          | 136           | A Brown                | 64 72           | 157   | A Tex. A&M-Corp. Chris | 71 48 |
|  |                        |           | 83        | H Wis.-Milwaukee   | 70 55          | 157           | H Tex. A&M-Corp. Chris | 68 45           | 171   | A UC Riverside         | 71 83 |
|  |                        |           |           |                    |                | 177           | A Idaho St.            | 82 70           | 180   | A San Jose St.         | 51 64 |
|  |                        |           |           |                    |                | 187           | A Colorado St.         | 82 75           | 194   | A Southern Ill.        | 59 75 |
|  |                        |           |           |                    |                | 198           | A Colorado             | 50 64           | 208   | H Texas St.            | 67 51 |
|  |                        |           |           |                    |                | 272           | N UC Irvine            | 81 56           | 286   | A North Dakota St.     | 77 55 |
|  |                        |           |           |                    |                | 286           | H North Dakota St.     | 95 66           | 299   | A IPFW                 | 72 52 |
|  |                        |           |           |                    |                | 299           | H IPFW                 | 74 53           | 320   | A Tex. -Pan American   | 65 48 |
|  |                        |           |           |                    |                | 325           | H Kennesaw St.         | 92 44           |       |                        |       |
| <hr/>  |                        |           |           |                    |                |               |                        |                 |       |                        |       |
| LAST 10 Division I GAMES:                    |                        |           |           |                    |                |               |                        |                 |       |                        |       |
| 171  | A UC Riverside         | 71 83     | 286       | H North Dakota St. | 95 66          | 75            | A Florida Int'l        | 60 56           | 157   | H Tex. A&M-Corp. Chris | 68 45 |
| 299  | A IPFW                 | 72 52     | 136       | A Brown            | 64 72          |               |                        |                 |       |                        |       |
| 286  | A North Dakota St.     | 77 55     |           |                    |                |               |                        |                 |       |                        |       |
| 157  | A Tex. A&M-Corp. Chris | 71 48     |           |                    |                |               |                        |                 |       |                        |       |
| 320  | A Tex. -Pan American   | 65 48     |           |                    |                |               |                        |                 |       |                        |       |

Non-Div I Games: Southwest Minn. 56 31 Central St. (Ohio) 86 31

South Dakota St.

Loss, Non-Conf, S Site, H Home A Away N Neutral

Page 246

South Dakota State

|     |              |      |    |    |
|-----|--------------|------|----|----|
| 299 | <div>H</div> | IPFW | 74 | 53 |
|-----|--------------|------|----|----|

S  
o  
u  
t  
h  
D  
a  
k  
o  
t  
a  
S  
t  
.

S  
o  
u  
t  
h  
D  
a  
k  
o  
t  
a  
S  
t  
.

| South Fla.        |                  |           |           | Through Games of 2000 Final |         |             |                 |          |       |                   |           |
|-------------------|------------------|-----------|-----------|-----------------------------|---------|-------------|-----------------|----------|-------|-------------------|-----------|
| Average RPI Win:  |                  | 150       | WON-LOST  | WINNING                     | LAST 10 | STRENGTH OF | OPP. STRENGTH   | TEAM     | ADJ.  | CONF.             | ADJ CONF. |
| Average RPI Loss: |                  | 32        | RECORD    | PCT. RANK                   | GAMES   | SCHEDULE    | OF SCHEDULE     | RPI      | RPI   | RPI               | RPI       |
| DIV. I ONLY       | 18- 12           | 101       | 5- 5      | 25                          | 53      | 50          | 50              | 4        | 4     |                   |           |
| DIV. I NON-CONF.  | 9- 4             | 74        | 0- 1      | 38                          | 109     | 39          | 40              | 5        | 6     |                   |           |
| <hr/>             |                  |           |           |                             |         |             |                 |          |       |                   |           |
| TOTALS            |                  | RPI 1-25  | RPI 26-50 | W-L RECORDS                 |         | RPI 51-100  |                 | RPI 100+ |       |                   |           |
| 18- 12            |                  | 1- 5      | 3- 3      | OVERALL                     |         | 2- 4        |                 | 12- 0    |       |                   |           |
| 12- 3             |                  | 1- 2      | 2- 0      | HOME                        |         | 1- 1        |                 | 8- 0     |       |                   |           |
| 4- 7              |                  | 0- 3      | 1- 1      | AWAY                        |         | 1- 3        |                 | 2- 0     |       |                   |           |
| 2- 2              |                  | 0- 0      | 0- 2      | NEUTRAL                     |         | 0- 0        |                 | 2- 0     |       |                   |           |
| 9- 4              |                  | 0- 3      | 0- 1      | NON-CONFERENCE              |         | 1- 0        |                 | 8- 0     |       |                   |           |
| 6- 1              |                  | 0- 1      | 0- 0      | HOME                        |         | 0- 0        |                 | 6- 0     |       |                   |           |
| 1- 2              |                  | 0- 2      | 0- 0      | AWAY                        |         | 1- 0        |                 | 0- 0     |       |                   |           |
| 2- 1              |                  | 0- 0      | 0- 1      | NEUTRAL                     |         | 0- 0        |                 | 2- 0     |       |                   |           |
| 9- 8              |                  | 1- 2      | 3- 2      | CONFERENCE                  |         | 1- 4        |                 | 4- 0     |       |                   |           |
| 6- 2              |                  | 1- 1      | 2- 0      | HOME                        |         | 1- 1        |                 | 2- 0     |       |                   |           |
| 3- 5              |                  | 0- 1      | 1- 1      | AWAY                        |         | 0- 3        |                 | 2- 0     |       |                   |           |
| 0- 1              |                  | 0- 0      | 0- 1      | NEUTRAL                     |         | 0- 0        |                 | 0- 0     |       |                   |           |
| <hr/>             |                  |           |           |                             |         |             |                 |          |       |                   |           |
| RPI 1-25          |                  | RPI 26-50 |           | Team's RPI: 50              |         | RPI 51-100  |                 | RPI 101+ |       |                   |           |
| RPI S             | Opponent         | Score     | RPI S     | Opponent                    | Score   | RPI S       | Opponent        | Score    | RPI S | Opponent          | Score     |
| 1                 | A North Carolina | 47 71     | 31        | A St. John's (N. Y.)        | 71 78   | 53          | A Louisville    | 56 65    | 103   | N Northern Ariz.  | 60 55     |
| 5                 | A Connecticut    | 47 77     | 37        | A Notre Dame                | 68 64   | 56          | A Pittsburgh    | 64 66    | 119   | H Texas-Arlington | 74 50     |
| 6                 | A LSU            | 44 87     | 37        | N Notre Dame                | 66 73   | 56          | H Pittsburgh    | 58 60    | 158   | H Robert Morris   | 83 58     |
| 9                 | H Rutgers        | 65 66     | 40        | H Villanova                 | 69 49   | 74          | A Cincinnati    | 87 89    | 176   | H UMBC            | 66 56     |
| 13                | H DePaul         | 79 77     | 43        | N Southern California       | 65 67   | 75          | A Florida Int'l | 63 50    | 178   | A Georgetown      | 71 57     |
| 17                | H Michigan St.   | 66 81     | 48        | H Marquette                 | 66 57   | 92          | H West Virginia | 66 56    | 179   | H Syracuse        | 73 55     |
| <hr/>             |                  |           |           |                             |         |             |                 |          |       |                   |           |
| <hr/>             |                  |           |           |                             |         |             |                 |          |       |                   |           |
| <hr/>             |                  |           |           |                             |         |             |                 |          |       |                   |           |
| <hr/>             |                  |           |           |                             |         |             |                 |          |       |                   |           |
| <hr/>             |                  |           |           |                             |         |             |                 |          |       |                   |           |
| <hr/>             |                  |           |           |                             |         |             |                 |          |       |                   |           |
| <hr/>             |                  |           |           |                             |         |             |                 |          |       |                   |           |
| <hr/>             |                  |           |           |                             |         |             |                 |          |       |                   |           |
| <hr/>             |                  |           |           |                             |         |             |                 |          |       |                   |           |
| <hr/>             |                  |           |           |                             |         |             |                 |          |       |                   |           |
| <hr/>             |                  |           |           |                             |         |             |                 |          |       |                   |           |
| <hr/>             |                  |           |           |                             |         |             |                 |          |       |                   |           |
| <hr/>             |                  |           |           |                             |         |             |                 |          |       |                   |           |
| <hr/>             |                  |           |           |                             |         |             |                 |          |       |                   |           |
| <hr/>             |                  |           |           |                             |         |             |                 |          |       |                   |           |
| <hr/>             |                  |           |           |                             |         |             |                 |          |       |                   |           |
| <hr/>             |                  |           |           |                             |         |             |                 |          |       |                   |           |
| <hr/>             |                  |           |           |                             |         |             |                 |          |       |                   |           |
| <hr/>             |                  |           |           |                             |         |             |                 |          |       |                   |           |
| <hr/>             |                  |           |           |                             |         |             |                 |          |       |                   |           |
| <hr/>             |                  |           |           |                             |         |             |                 |          |       |                   |           |
| <hr/>             |                  |           |           |                             |         |             |                 |          |       |                   |           |
| <hr/>             |                  |           |           |                             |         |             |                 |          |       |                   |           |
| <hr/>             |                  |           |           |                             |         |             |                 |          |       |                   |           |
| <hr/>             |                  |           |           |                             |         |             |                 |          |       |                   |           |
| <hr/>             |                  |           |           |                             |         |             |                 |          |       |                   |           |
| <hr/>             |                  |           |           |                             |         |             |                 |          |       |                   |           |
| <hr/>             |                  |           |           |                             |         |             |                 |          |       |                   |           |
| <hr/>             |                  |           |           |                             |         |             |                 |          |       |                   |           |
| <hr/>             |                  |           |           |                             |         |             |                 |          |       |                   |           |
| <hr/>             |                  |           |           |                             |         |             |                 |          |       |                   |           |
| <hr/>             |                  |           |           |                             |         |             |                 |          |       |                   |           |
| <hr/>             |                  |           |           |                             |         |             |                 |          |       |                   |           |
| <hr/>             |                  |           |           |                             |         |             |                 |          |       |                   |           |
| <hr/>             |                  |           |           |                             |         |             |                 |          |       |                   |           |
| <hr/>             |                  |           |           |                             |         |             |                 |          |       |                   |           |
| <hr/>             |                  |           |           |                             |         |             |                 |          |       |                   |           |
| <hr/>             |                  |           |           |                             |         |             |                 |          |       |                   |           |
| <hr/>             |                  |           |           |                             |         |             |                 |          |       |                   |           |
| <hr/>             |                  |           |           |                             |         |             |                 |          |       |                   |           |
| <hr/>             |                  |           |           |                             |         |             |                 |          |       |                   |           |
| <hr/>             |                  |           |           |                             |         |             |                 |          |       |                   |           |
| <hr/>             |                  |           |           |                             |         |             |                 |          |       |                   |           |
| <hr/>             |                  |           |           |                             |         |             |                 |          |       |                   |           |
| <hr/>             |                  |           |           |                             |         |             |                 |          |       |                   |           |
| <hr/>             |                  |           |           |                             |         |             |                 |          |       |                   |           |
| <hr/>             |                  |           |           |                             |         |             |                 |          |       |                   |           |
| <hr/>             |                  |           |           |                             |         |             |                 |          |       |                   |           |
| <hr/>             |                  |           |           |                             |         |             |                 |          |       |                   |           |
| <hr/>             |                  |           |           |                             |         |             |                 |          |       |                   |           |
| <hr/>             |                  |           |           |                             |         |             |                 |          |       |                   |           |
| <hr/>             |                  |           |           |                             |         |             |                 |          |       |                   |           |
| <hr/>             |                  |           |           |                             |         |             |                 |          |       |                   |           |
| <hr/>             |                  |           |           |                             |         |             |                 |          |       |                   |           |
| <hr/>             |                  |           |           |                             |         |             |                 |          |       |                   |           |
| <hr/>             |                  |           |           |                             |         |             |                 |          |       |                   |           |
| <hr/>             |                  |           |           |                             |         |             |                 |          |       |                   |           |
| <hr/>             |                  |           |           |                             |         |             |                 |          |       |                   |           |
| <hr/>             |                  |           |           |                             |         |             |                 |          |       |                   |           |
| <hr/>             |                  |           |           |                             |         |             |                 |          |       |                   |           |
| <hr/>             |                  |           |           |                             |         |             |                 |          |       |                   |           |
| <hr/>             |                  |           |           |                             |         |             |                 |          |       |                   |           |
| <hr/>             |                  |           |           |                             |         |             |                 |          |       |                   |           |
| <hr/>             |                  |           |           |                             |         |             |                 |          |       |                   |           |
| <hr/>             |                  |           |           |                             |         |             |                 |          |       |                   |           |
| <hr/>             |                  |           |           |                             |         |             |                 |          |       |                   |           |
| <hr/>             |                  |           |           |                             |         |             |                 |          |       |                   |           |
| <hr/>             |                  |           |           |                             |         |             |                 |          |       |                   |           |
| <hr/>             |                  |           |           |                             |         |             |                 |          |       |                   |           |
| <hr/>             |                  |           |           |                             |         |             |                 |          |       |                   |           |
| <hr/>             |                  |           |           |                             |         |             |                 |          |       |                   |           |
| <hr/>             |                  |           |           |                             |         |             |                 |          |       |                   |           |
| <hr/>             |                  |           |           |                             |         |             |                 |          |       |                   |           |
| <hr/>             |                  |           |           |                             |         |             |                 |          |       |                   |           |
| <hr/>             |                  |           |           |                             |         |             |                 |          |       |                   |           |
| <hr/>             |                  |           |           |                             |         |             |                 |          |       |                   |           |
| <hr/>             |                  |           |           |                             |         |             |                 |          |       |                   |           |
| <hr/>             |                  |           |           |                             |         |             |                 |          |       |                   |           |
| <hr/>             |                  |           |           |                             |         |             |                 |          |       |                   |           |
| <hr/>             |                  |           |           |                             |         |             |                 |          |       |                   |           |
| <hr/>             |                  |           |           |                             |         |             |                 |          |       |                   |           |
| <hr/>             |                  |           |           |                             |         |             |                 |          |       |                   |           |
| <hr/>             |                  |           |           |                             |         |             |                 |          |       |                   |           |
| <hr/>             |                  |           |           |                             |         |             |                 |          |       |                   |           |
| <hr/>             |                  |           |           |                             |         |             |                 |          |       |                   |           |
| <hr/>             |                  |           |           |                             |         |             |                 |          |       |                   |           |
| <hr/>             |                  |           |           |                             |         |             |                 |          |       |                   |           |
| <hr/>             |                  |           |           |                             |         |             |                 |          |       |                   |           |
| <hr/>             |                  |           |           |                             |         |             |                 |          |       |                   |           |
| <hr/>             |                  |           |           |                             |         |             |                 |          |       |                   |           |
| <hr/>             |                  |           |           |                             |         |             |                 |          |       |                   |           |
| <hr/>             |                  |           |           |                             |         |             |                 |          |       |                   |           |
| <hr/>             |                  |           |           |                             |         |             |                 |          |       |                   |           |
| <hr/>             |                  |           |           |                             |         |             |                 |          |       |                   |           |
| <hr/>             |                  |           |           |                             |         |             |                 |          |       |                   |           |
| <hr/>             |                  |           |           |                             |         |             |                 |          |       |                   |           |
| <hr/>             |                  |           |           |                             |         |             |                 |          |       |                   |           |
| <hr/>             |                  |           |           |                             |         |             |                 |          |       |                   |           |
| <hr/>             |                  |           |           |                             |         |             |                 |          |       |                   |           |
| <hr/>             |                  |           |           |                             |         |             |                 |          |       |                   |           |
| <hr/>             |                  |           |           |                             |         |             |                 |          |       |                   |           |
| <hr/>             |                  |           |           |                             |         |             |                 |          |       |                   |           |
| <hr/>             |                  |           |           |                             |         |             |                 |          |       |                   |           |
| <hr/>             |                  |           |           |                             |         |             |                 |          |       |                   |           |
| <hr/>             |                  |           |           |                             |         |             |                 |          |       |                   |           |
| <hr/>             |                  |           |           |                             |         |             |                 |          |       |                   |           |
| <hr/>             |                  |           |           |                             |         |             |                 |          |       |                   |           |
| <hr/>             |                  |           |           |                             |         |             |                 |          |       |                   |           |
| <hr/>             |                  |           |           |                             |         |             |                 |          |       |                   |           |
| <hr/>             |                  |           |           |                             |         |             |                 |          |       |                   |           |
| <hr/>             |                  |           |           |                             |         |             |                 |          |       |                   |           |
| <hr/>             |                  |           |           |                             |         |             |                 |          |       |                   |           |
| <hr/>             |                  |           |           |                             |         |             |                 |          |       |                   |           |
| <hr/>             |                  |           |           |                             |         |             |                 |          |       |                   |           |
| <hr/>             |                  |           |           |                             |         |             |                 |          |       |                   |           |
| <hr/>             |                  |           |           |                             |         |             |                 |          |       |                   |           |
| <hr/>             |                  |           |           |                             |         |             |                 |          |       |                   |           |
| <hr/>             |                  |           |           |                             |         |             |                 |          |       |                   |           |
| <hr/>             |                  |           |           |                             |         |             |                 |          |       |                   |           |
| <hr/>             |                  |           |           |                             |         |             |                 |          |       |                   |           |
| <hr/>             |                  |           |           |                             |         |             |                 |          |       |                   |           |
| <hr/>             |                  |           |           |                             |         |             |                 |          |       |                   |           |
| <hr/>             |                  |           |           |                             |         |             |                 |          |       |                   |           |
| <hr/>             |                  |           |           |                             |         |             |                 |          |       |                   |           |
| <hr/>             |                  |           |           |                             |         |             |                 |          |       |                   |           |
| <hr/>             |                  |           |           |                             |         |             |                 |          |       |                   |           |
| <hr/>             |                  |           |           |                             |         |             |                 |          |       |                   |           |
| <hr/>             |                  |           |           |                             |         |             |                 |          |       |                   |           |
| <hr/>             |                  |           |           |                             |         |             |                 |          |       |                   |           |
| <hr/>             |                  |           |           |                             |         |             |                 |          |       |                   |           |
| <hr/>             |                  |           |           |                             |         |             |                 |          |       |                   |           |
| <hr/>             |                  |           |           |                             |         |             |                 |          |       |                   |           |
| <hr/>             |                  |           |           |                             |         |             |                 |          |       |                   |           |
| <hr/>             |                  |           |           |                             |         |             |                 |          |       |                   |           |
| <hr/>             |                  |           |           |                             |         |             |                 |          |       |                   |           |
| <hr/>             |                  |           |           |                             |         |             |                 |          |       |                   |           |
| <hr/>             |                  |           |           |                             |         |             |                 |          |       |                   |           |
| <hr/>             |                  |           |           |                             |         |             |                 |          |       |                   |           |
| <hr/>             |                  |           |           |                             |         |             |                 |          |       |                   |           |
| <hr/>             |                  |           |           |                             |         |             |                 |          |       |                   |           |
| <hr/>             |                  |           |           |                             |         |             |                 |          |       |                   |           |
| <hr/>             |                  |           |           |                             |         |             |                 |          |       |                   |           |
| <hr/>             |                  |           |           |                             |         |             |                 |          |       |                   |           |
| <hr/>             |                  |           |           |                             |         |             |                 |          |       |                   |           |
| <hr/>             |                  |           |           |                             |         |             |                 |          |       |                   |           |
| <hr/>             |                  |           |           |                             |         |             |                 |          |       |                   |           |
| <hr/>             |                  |           |           |                             |         |             |                 |          |       |                   |           |
| <hr/>             |                  |           |           |                             |         |             |                 |          |       |                   |           |
| <hr/>             |                  |           |           |                             |         |             |                 |          |       |                   |           |
| <hr/>             |                  |           |           |                             |         |             |                 |          |       |                   |           |
| <hr/>             |                  |           |           |                             |         |             |                 |          |       |                   |           |
| <hr/>             |                  |           |           |                             |         |             |                 |          |       |                   |           |
| <hr/>             |                  |           |           |                             |         |             |                 |          |       |                   |           |
| <hr/>             |                  |           |           |                             |         |             |                 |          |       |                   |           |
| <hr/>             |                  |           |           |                             |         |             |                 |          |       |                   |           |
| <hr/>             |                  |           |           |                             |         |             |                 |          |       |                   |           |
| <hr/>             |                  |           |           |                             |         |             |                 |          |       |                   |           |
| <hr/>             |                  |           |           |                             |         |             |                 |          |       |                   |           |
| <hr/>             |                  |           |           |                             |         |             |                 |          |       |                   |           |
| <hr/>             |                  |           |           |                             |         |             |                 |          |       |                   |           |
| <hr/>             |                  |           |           |                             |         |             |                 |          |       |                   |           |
| <hr/>             |                  |           |           |                             |         |             |                 |          |       |                   |           |
| <hr/>             |                  |           |           |                             |         |             |                 |          |       |                   |           |
| <hr/>             |                  |           |           |                             |         |             |                 |          |       |                   |           |
| <hr/>             |                  |           |           |                             |         |             |                 |          |       |                   |           |
| <hr/>             |                  |           |           |                             |         |             |                 |          |       |                   |           |
| <hr/>             |                  |           |           |                             |         |             |                 |          |       |                   |           |
| <hr/>             |                  |           |           |                             |         |             |                 |          |       |                   |           |
| <hr/>             |                  |           |           |                             |         |             |                 |          |       |                   |           |
| <hr/>             |                  |           |           |                             |         |             |                 |          |       |                   |           |
| <hr/>             |                  |           |           |                             |         |             |                 |          |       |                   |           |
| <hr/>             |                  |           |           |                             |         |             |                 |          |       |                   |           |
| <hr/>             |                  |           |           |                             |         |             |                 |          |       |                   |           |
| <hr/>             |                  |           |           |                             |         |             |                 |          |       |                   |           |
| <hr/>             |                  |           |           |                             |         |             |                 |          |       |                   |           |
| <hr/>             |                  |           |           |                             |         |             |                 |          |       |                   |           |
| <hr/>             |                  |           |           |                             |         |             |                 |          |       |                   |           |
| <hr/>             |                  |           |           |                             |         |             |                 |          |       |                   |           |
| <hr/>             |                  |           |           |                             |         |             |                 |          |       |                   |           |
| <hr/>             |                  |           |           |                             |         |             |                 |          |       |                   |           |
| <hr/>             |                  |           |           |                             |         |             |                 |          |       |                   |           |
| <hr/>             |                  |           |           |                             |         |             |                 |          |       |                   |           |
| <hr/>             |                  |           |           |                             |         |             |                 |          |       |                   |           |
| <hr/>             |                  |           |           |                             |         |             |                 |          |       |                   |           |
| <hr/>             |                  |           |           |                             |         |             |                 |          |       |                   |           |
| <hr/>             |                  |           |           |                             |         |             |                 |          |       |                   |           |
| <hr/>             |                  |           |           |                             |         |             |                 |          |       |                   |           |
| <hr/>             |                  |           |           |                             |         |             |                 |          |       |                   |           |
| <hr/>             |                  |           |           |                             |         |             |                 |          |       |                   |           |
| <hr/>             |                  |           |           |                             |         |             |                 |          |       |                   |           |
| <hr/>             |                  |           |           |                             |         |             |                 |          |       |                   |           |
| <hr/>             |                  |           |           |                             |         |             |                 |          |       |                   |           |
| <hr/>             |                  |           |           |                             |         |             |                 |          |       |                   |           |
| <hr/>             |                  |           |           |                             |         |             |                 |          |       |                   |           |
| <hr/>             |                  |           |           |                             |         |             |                 |          |       |                   |           |
| <hr/>             |                  |           |           |                             |         |             |                 |          |       |                   |           |
| <hr/>             |                  |           |           |                             |         |             |                 |          |       |                   |           |
| <hr/>             |                  |           |           |                             |         |             |                 |          |       |                   |           |
| <hr/>             |                  |           |           |                             |         |             |                 |          |       |                   |           |
| <hr/>             |                  |           |           |                             |         |             |                 |          |       |                   |           |
| <hr/>             |                  |           |           |                             |         |             |                 |          |       |                   |           |
| <hr/>             |                  |           |           |                             |         |             |                 |          |       |                   |           |
| <hr/>             |                  |           |           |                             |         |             |                 |          |       |                   |           |
| <hr/>             |                  |           |           |                             |         |             |                 |          |       |                   |           |
| <hr/>             |                  |           |           |                             |         |             |                 |          |       |                   |           |
| <hr/>             |                  |           |           |                             |         |             |                 |          |       |                   |           |
| <hr/>             |                  |           |           |                             |         |             |                 |          |       |                   |           |
| <hr/>             |                  |           |           |                             |         |             |                 |          |       |                   |           |
| <hr/>             |                  |           |           |                             |         |             |                 |          |       |                   |           |
| <hr/>             |                  |           |           |                             |         |             |                 |          |       |                   |           |
| <hr/>             |                  |           |           |                             |         |             |                 |          |       |                   |           |
| <hr/>             |                  |           |           |                             |         |             |                 |          |       |                   |           |
| <hr/>             |                  |           |           |                             |         |             |                 |          |       |                   |           |
| <hr/>             |                  |           |           |                             |         |             |                 |          |       |                   |           |
| <hr/>             |                  |           |           |                             |         |             |                 |          |       |                   |           |
| <hr/>             |                  |           |           |                             |         |             |                 |          |       |                   |           |
| <hr/>             |                  |           |           |                             |         |             |                 |          |       |                   |           |
| <hr/>             |                  |           |           |                             |         |             |                 |          |       |                   |           |
| <hr/>             |                  |           |           |                             |         |             |                 |          |       |                   |           |
| <hr/>             |                  |           |           |                             |         |             |                 |          |       |                   |           |
| <hr/>             |                  |           |           |                             |         |             |                 |          |       |                   |           |
| <hr/>             |                  |           |           |                             |         |             |                 |          |       |                   |           |
| <hr/>             |                  |           |           |                             |         |             |                 |          |       |                   |           |
| <hr/>             |                  |           |           |                             |         |             |                 |          |       |                   |           |
| <hr/>             |                  |           |           |                             |         |             |                 |          |       |                   |           |
| <hr/>             |                  |           |           |                             |         |             |                 |          |       |                   |           |
| <hr/>             |                  |           |           |                             |         |             |                 |          |       |                   |           |
| <hr/>             |                  |           |           |                             |         |             |                 |          |       |                   |           |
| <hr/>             |                  |           |           |                             |         |             |                 |          |       |                   |           |
| <hr/>             |                  |           |           |                             |         |             |                 |          |       |                   |           |
| <hr/>             |                  |           |           |                             |         |             |                 |          |       |                   |           |
| <hr/>             |                  |           |           |                             |         |             |                 |          |       |                   |           |
| <hr/>             |                  |           |           |                             |         |             |                 |          |       |                   |           |
| <hr/>             |                  |           |           |                             |         |             |                 |          |       |                   |           |
| <hr/>             |                  |           |           |                             |         |             |                 |          |       |                   |           |
| <hr/>             |                  |           |           |                             |         |             |                 |          |       |                   |           |
| <hr/>             |                  |           |           |                             |         |             |                 |          |       |                   |           |
| <hr/>             |                  |           |           |                             |         |             |                 |          |       |                   |           |
| <hr/>             |                  |           |           |                             |         |             |                 |          |       |                   |           |
| <hr/>             |                  |           |           |                             |         |             |                 |          |       |                   |           |
| <hr/>             |                  |           |           |                             |         |             |                 |          |       |                   |           |
| <hr/>             |                  |           |           |                             |         |             |                 |          |       |                   |           |
| <hr/>             |                  |           |           |                             |         |             |                 |          |       |                   |           |
| <hr/>             |                  |           |           |                             |         |             |                 |          |       |                   |           |
| <hr/>             |                  |           |           |                             |         |             |                 |          |       |                   |           |
| <hr/>             |                  |           |           |                             |         |             |                 |          |       |                   |           |
| <hr/>             |                  |           |           |                             |         |             |                 |          |       |                   |           |
| <hr/>             |                  |           |           |                             |         |             |                 |          |       |                   |           |
| <hr/>             |                  |           |           |                             |         |             |                 |          |       |                   |           |
| <hr/>             |                  |           |           |                             |         |             |                 |          |       |                   |           |
| <hr/>             |                  |           |           |                             |         |             |                 |          |       |                   |           |
| <hr/>             |                  |           |           |                             |         |             |                 |          |       |                   |           |
| <hr/>             |                  |           |           |                             |         |             |                 |          |       |                   |           |
| <hr/>             |                  |           |           |                             |         |             |                 |          |       |                   |           |
| <hr/>             |                  |           |           |                             |         |             |                 |          |       |                   |           |
| <hr/>             |                  |           |           |                             |         |             |                 |          |       |                   |           |
| <hr/>             |                  |           |           |                             |         |             |                 |          |       |                   |           |
| <hr/>             |                  |           |           |                             |         |             |                 |          |       |                   |           |
| <hr/>             |                  |           |           |                             |         |             |                 |          |       |                   |           |

Non-Div I Games: P. R. -Mayaguez 121 41

South Fla.

■ Loss, 
 ■ Non-Conf, 
 ■ S Site, 
 ■ H Home 
 ■ A Away 
 N Neutral



|                              |          |                 |  |                           |          |                |  |                      |                   |                           |  |          |                  |          |  |           |  |               |  |
|------------------------------|----------|-----------------|--|---------------------------|----------|----------------|--|----------------------|-------------------|---------------------------|--|----------|------------------|----------|--|-----------|--|---------------|--|
| Average RPI Win: 220         |          | WON-LOST RECORD |  | WINNING PCT. RANK         |          | LAST 10 GAMES  |  | STRENGTH OF SCHEDULE |                   | OPP. STRENGTH OF SCHEDULE |  | TEAM RPI |                  | ADJ. RPI |  | CONF. RPI |  | ADJ CONF. RPI |  |
| Average RPI Loss: 106        |          |                 |  |                           |          |                |  |                      |                   |                           |  |          |                  |          |  |           |  |               |  |
| DIV. I ONLY                  |          | 20- 9           |  | 57                        |          | 8- 2           |  | 146                  |                   | 232                       |  | 89       |                  | 88       |  | 22        |  | 22            |  |
| DIV. I NON-CONF.             |          | 1- 5            |  | 294                       |          | 0- 1           |  | 34                   |                   | 70                        |  | 194      |                  | 189      |  | 23        |  | 22            |  |
| TOTALS                       |          | RPI 1-25        |  | RPI 26-50                 |          | W-L RECORDS    |  | RPI 51-100           |                   |                           |  | RPI 100+ |                  |          |  |           |  |               |  |
| 20- 9                        |          | 0- 1            |  | 0- 0                      |          | OVERALL        |  | 2- 4                 |                   |                           |  | 18- 4    |                  |          |  |           |  |               |  |
| 10- 3                        |          | 0- 0            |  | 0- 0                      |          | HOME           |  | 0- 2                 |                   |                           |  | 10- 1    |                  |          |  |           |  |               |  |
| 8- 5                         |          | 0- 0            |  | 0- 0                      |          | AWAY           |  | 1- 2                 |                   |                           |  | 7- 3     |                  |          |  |           |  |               |  |
| 2- 1                         |          | 0- 1            |  | 0- 0                      |          | NEUTRAL        |  | 1- 0                 |                   |                           |  | 1- 0     |                  |          |  |           |  |               |  |
| 1- 5                         |          | 0- 1            |  | 0- 0                      |          | NON-CONFERENCE |  | 0- 3                 |                   |                           |  | 1- 1     |                  |          |  |           |  |               |  |
| 1- 1                         |          | 0- 0            |  | 0- 0                      |          | HOME           |  | 0- 1                 |                   |                           |  | 1- 0     |                  |          |  |           |  |               |  |
| 0- 3                         |          | 0- 0            |  | 0- 0                      |          | AWAY           |  | 0- 2                 |                   |                           |  | 0- 1     |                  |          |  |           |  |               |  |
| 0- 1                         |          | 0- 1            |  | 0- 0                      |          | NEUTRAL        |  | 0- 0                 |                   |                           |  | 0- 0     |                  |          |  |           |  |               |  |
| 19- 4                        |          | 0- 0            |  | 0- 0                      |          | CONFERENCE     |  | 2- 1                 |                   |                           |  | 17- 3    |                  |          |  |           |  |               |  |
| 9- 2                         |          | 0- 0            |  | 0- 0                      |          | HOME           |  | 0- 1                 |                   |                           |  | 9- 1     |                  |          |  |           |  |               |  |
| 8- 2                         |          | 0- 0            |  | 0- 0                      |          | AWAY           |  | 1- 0                 |                   |                           |  | 7- 2     |                  |          |  |           |  |               |  |
| 2- 0                         |          | 0- 0            |  | 0- 0                      |          | NEUTRAL        |  | 1- 0                 |                   |                           |  | 1- 0     |                  |          |  |           |  |               |  |
| RPI 1-25                     |          |                 |  | RPI 26-50                 |          |                |  | RPI 51-100           |                   | Team's RPI: 88            |  | RPI 101+ |                  |          |  |           |  |               |  |
| RPI S                        | Opponent | Score           |  | RPI S                     | Opponent | Score          |  | RPI S                | Opponent          | Score                     |  | RPI S    | Opponent         | Score    |  |           |  |               |  |
| 14 N                         | Stanford | 45 72           |  |                           |          |                |  | 64 A                 | Texas Tech        | 56 85                     |  | 109 A    | Samford          | 76 91    |  |           |  |               |  |
|                              |          |                 |  |                           |          |                |  | 78 A                 | Tennessee Tech    | 53 46                     |  | 109 H    | Samford          | 53 57    |  |           |  |               |  |
|                              |          |                 |  |                           |          |                |  | 78 H                 | Tennessee Tech    | 77 81                     |  | 109 N    | Samford          | 59 52    |  |           |  |               |  |
|                              |          |                 |  |                           |          |                |  | 78 N                 | Tennessee Tech    | 71 50                     |  | 161 A    | East Tenn. St.   | 74 81    |  |           |  |               |  |
|                              |          |                 |  |                           |          |                |  | 83 A                 | Wi s. -Mi lwaukee | 70 73                     |  | 174 A    | Austin Peay      | 73 57    |  |           |  |               |  |
|                              |          |                 |  |                           |          |                |  | 83 H                 | Wi s. -Mi lwaukee | 87 90                     |  | 174 H    | Austin Peay      | 72 54    |  |           |  |               |  |
|                              |          |                 |  |                           |          |                |  |                      |                   |                           |  | 194 H    | Southern Ill.    | 74 63    |  |           |  |               |  |
|                              |          |                 |  |                           |          |                |  |                      |                   |                           |  | 207 A    | Morehead St.     | 58 43    |  |           |  |               |  |
|                              |          |                 |  |                           |          |                |  |                      |                   |                           |  | 207 H    | Morehead St.     | 62 50    |  |           |  |               |  |
|                              |          |                 |  |                           |          |                |  |                      |                   |                           |  | 213 A    | Murray St.       | 72 62    |  |           |  |               |  |
|                              |          |                 |  |                           |          |                |  |                      |                   |                           |  | 213 H    | Murray St.       | 71 52    |  |           |  |               |  |
|                              |          |                 |  |                           |          |                |  |                      |                   |                           |  | 213 H    | Murray St.       | 80 49    |  |           |  |               |  |
|                              |          |                 |  |                           |          |                |  |                      |                   |                           |  | 250 A    | Eastern Ky.      | 87 86    |  |           |  |               |  |
|                              |          |                 |  |                           |          |                |  |                      |                   |                           |  | 250 H    | Eastern Ky.      | 84 78    |  |           |  |               |  |
|                              |          |                 |  |                           |          |                |  |                      |                   |                           |  | 256 A    | Eastern Ill.     | 61 70    |  |           |  |               |  |
|                              |          |                 |  |                           |          |                |  |                      |                   |                           |  | 256 H    | Eastern Ill.     | 84 76    |  |           |  |               |  |
|                              |          |                 |  |                           |          |                |  |                      |                   |                           |  | 263 A    | Jacksonville St. | 83 76    |  |           |  |               |  |
|                              |          |                 |  |                           |          |                |  |                      |                   |                           |  | 263 H    | Jacksonville St. | 87 72    |  |           |  |               |  |
|                              |          |                 |  |                           |          |                |  |                      |                   |                           |  | 296 A    | Tenn. -Martin    | 54 49    |  |           |  |               |  |
|                              |          |                 |  |                           |          |                |  |                      |                   |                           |  | 296 H    | Tenn. -Martin    | 67 52    |  |           |  |               |  |
|                              |          |                 |  |                           |          |                |  |                      |                   |                           |  | 329 A    | Tennessee St.    | 78 35    |  |           |  |               |  |
|                              |          |                 |  |                           |          |                |  |                      |                   |                           |  | 329 H    | Tennessee St.    | 71 53    |  |           |  |               |  |
|                              |          |                 |  | LAST 10 Division I GAMES: |          |                |  |                      |                   |                           |  |          |                  |          |  |           |  |               |  |
| 14 N Stanford 45 72          |          |                 |  | 109 H Samford 53 57       |          |                |  |                      |                   |                           |  |          |                  |          |  |           |  |               |  |
| 78 N Tennessee Tech 71 50    |          |                 |  | 296 A Tenn. -Martin 54 49 |          |                |  |                      |                   |                           |  |          |                  |          |  |           |  |               |  |
| 109 N Samford 59 52          |          |                 |  | 256 H Eastern Ill. 84 76  |          |                |  |                      |                   |                           |  |          |                  |          |  |           |  |               |  |
| 213 H Murray St. 80 49       |          |                 |  | 250 A Eastern Ky. 87 86   |          |                |  |                      |                   |                           |  |          |                  |          |  |           |  |               |  |
| 263 H Jacksonville St. 87 72 |          |                 |  | 207 A Morehead St. 58 43  |          |                |  |                      |                   |                           |  |          |                  |          |  |           |  |               |  |

Non-Div I Games: Henderson St. 79 66 Ark. -Monticello 83 48

Southeast Mo. St.

|                   |     |          |           |         |             |               |      |      |       |           |
|-------------------|-----|----------|-----------|---------|-------------|---------------|------|------|-------|-----------|
| Average RPI Win:  | 228 | WON-LOST | WINNING   | LAST 10 | STRENGTH OF | OPP. STRENGTH | TEAM | ADJ. | CONF. | ADJ CONF. |
| Average RPI Loss: | 194 | RECORD   | PCT. RANK | GAMES   | SCHEDULE    | OF SCHEDULE   | RPI  | RPI  | RPI   | RPI       |

|                  |       |     |      |     |     |     |     |    |    |
|------------------|-------|-----|------|-----|-----|-----|-----|----|----|
| DIV. I ONLY      | 8- 16 | 247 | 6- 4 | 311 | 251 | 291 | 291 | 20 | 20 |
| DIV. I NON-CONF. | 0- 7  | 322 | 0- 0 | 329 | 242 | 332 | 331 | 24 | 24 |

|        |          |           |                |            |          |
|--------|----------|-----------|----------------|------------|----------|
| TOTALS | RPI 1-25 | RPI 26-50 | W-L RECORDS    | RPI 51-100 | RPI 100+ |
| 8- 16  | 0- 0     | 0- 0      | OVERALL        | 0- 1       | 8- 15    |
| 5- 4   | 0- 0     | 0- 0      | HOME           | 0- 0       | 5- 4     |
| 3- 12  | 0- 0     | 0- 0      | AWAY           | 0- 1       | 3- 11    |
| 0- 0   | 0- 0     | 0- 0      | NEUTRAL        | 0- 0       | 0- 0     |
| 0- 7   | 0- 0     | 0- 0      | NON-CONFERENCE | 0- 0       | 0- 7     |
| 0- 1   | 0- 0     | 0- 0      | HOME           | 0- 0       | 0- 1     |
| 0- 6   | 0- 0     | 0- 0      | AWAY           | 0- 0       | 0- 6     |
| 0- 0   | 0- 0     | 0- 0      | NEUTRAL        | 0- 0       | 0- 0     |
| 8- 9   | 0- 0     | 0- 0      | CONFERENCE     | 0- 1       | 8- 8     |
| 5- 3   | 0- 0     | 0- 0      | HOME           | 0- 0       | 5- 3     |
| 3- 6   | 0- 0     | 0- 0      | AWAY           | 0- 1       | 3- 5     |
| 0- 0   | 0- 0     | 0- 0      | NEUTRAL        | 0- 0       | 0- 0     |

| RPI S                     | Opponent           | Score | RPI S | Opponent | Score             | RPI S | Opponent            | Score | RPI S | Opponent             | Score |
|---------------------------|--------------------|-------|-------|----------|-------------------|-------|---------------------|-------|-------|----------------------|-------|
|                           |                    |       |       |          |                   | 68    | A Stephen F. Austin | 48    | 113   | A UTSA               | 56    |
|                           |                    |       |       |          |                   |       |                     |       | 113   | A UTSA               | 46    |
|                           |                    |       |       |          |                   |       |                     |       | 113   | H UTSA               | 66    |
|                           |                    |       |       |          |                   |       |                     |       | 119   | A Texas-Arlington    | 33    |
|                           |                    |       |       |          |                   |       |                     |       | 119   | H Texas-Arlington    | 43    |
|                           |                    |       |       |          |                   |       |                     |       | 133   | A Alabama            | 49    |
|                           |                    |       |       |          |                   |       |                     |       | 137   | A La. -Monroe        | 52    |
|                           |                    |       |       |          |                   |       |                     |       | 152   | H Tulane             | 62    |
|                           |                    |       |       |          |                   |       |                     |       | 190   | A Mississippi St.    | 55    |
|                           |                    |       |       |          |                   |       |                     |       | 208   | A Texas St.          | 52    |
|                           |                    |       |       |          |                   |       |                     |       | 208   | H Texas St.          | 76    |
|                           |                    |       |       |          |                   |       |                     |       | 211   | A Jackson St.        | 39    |
|                           |                    |       |       |          |                   |       |                     |       | 220   | H McNeese St.        | 69    |
|                           |                    |       |       |          |                   |       |                     |       | 242   | H Lamar              | 49    |
|                           |                    |       |       |          |                   |       |                     |       | 268   | A Northwestern St.   | 46    |
|                           |                    |       |       |          |                   |       |                     |       | 268   | H Northwestern St.   | 53    |
|                           |                    |       |       |          |                   |       |                     |       | 272   | A UC Irvine          | 75    |
|                           |                    |       |       |          |                   |       |                     |       | 279   | A Cal St. Northridge | 52    |
|                           |                    |       |       |          |                   |       |                     |       | 292   | A Sam Houston St.    | 39    |
|                           |                    |       |       |          |                   |       |                     |       | 292   | H Sam Houston St.    | 62    |
|                           |                    |       |       |          |                   |       |                     |       | 294   | A Nicholls St.       | 47    |
|                           |                    |       |       |          |                   |       |                     |       | 294   | H Nicholls St.       | 67    |
|                           |                    |       |       |          |                   |       |                     |       | 328   | A Texas Southern     | 60    |
| LAST 10 Division I GAMES: |                    |       |       |          |                   |       |                     |       |       |                      |       |
| 113                       | A UTSA             | 46    | 61    | 137      | A La. -Monroe     | 52    | 47                  |       |       |                      |       |
| 242                       | H Lamar            | 49    | 59    | 292      | H Sam Houston St. | 62    | 44                  |       |       |                      |       |
| 119                       | A Texas-Arlington  | 33    | 58    | 113      | H UTSA            | 66    | 63                  |       |       |                      |       |
| 208                       | A Texas St.        | 52    | 67    | 208      | H Texas St.       | 76    | 61                  |       |       |                      |       |
| 268                       | A Northwestern St. | 46    | 45    | 294      | H Nicholls St.    | 67    | 48                  |       |       |                      |       |

Non-Div I Games: Belhaven 88 49 LSU-Shreveport 70 41 William Carey 69 61

Southeastern La.

Loss, Non-Conf, S Site, H Home A Away N Neutral



|                           |  |                 |  |                     |  |                |  |                        |  |                           |  |                        |  |                 |  |           |  |               |  |
|---------------------------|--|-----------------|--|---------------------|--|----------------|--|------------------------|--|---------------------------|--|------------------------|--|-----------------|--|-----------|--|---------------|--|
| Average RPI Win: 185      |  | WON-LOST RECORD |  | WINNING PCT. RANK   |  | LAST 10 GAMES  |  | STRENGTH OF SCHEDULE   |  | OPP. STRENGTH OF SCHEDULE |  | TEAM RPI               |  | ADJ. RPI        |  | CONF. RPI |  | ADJ CONF. RPI |  |
| DIV. I ONLY               |  | 10- 18          |  | 236                 |  | 2- 8           |  | 114                    |  | 129                       |  | 195                    |  | 194             |  | 12        |  | 12            |  |
| DIV. I NON-CONF.          |  | 4- 5            |  | 180                 |  | 0- 0           |  | 79                     |  | 176                       |  | 129                    |  | 126             |  | 11        |  | 11            |  |
| TOTALS                    |  | RPI 1-25        |  | RPI 26-50           |  | W-L RECORDS    |  | RPI 51-100             |  | RPI 100+                  |  |                        |  |                 |  |           |  |               |  |
| 10- 18                    |  | 0- 0            |  | 0- 2                |  | OVERALL        |  | 0- 8                   |  | 10- 8                     |  |                        |  |                 |  |           |  |               |  |
| 7- 6                      |  | 0- 0            |  | 0- 1                |  | HOME           |  | 0- 3                   |  | 7- 2                      |  |                        |  |                 |  |           |  |               |  |
| 3- 11                     |  | 0- 0            |  | 0- 1                |  | AWAY           |  | 0- 5                   |  | 3- 5                      |  |                        |  |                 |  |           |  |               |  |
| 0- 1                      |  | 0- 0            |  | 0- 0                |  | NEUTRAL        |  | 0- 0                   |  | 0- 1                      |  |                        |  |                 |  |           |  |               |  |
| 4- 5                      |  | 0- 0            |  | 0- 0                |  | NON-CONFERENCE |  | 0- 4                   |  | 4- 1                      |  |                        |  |                 |  |           |  |               |  |
| 3- 1                      |  | 0- 0            |  | 0- 0                |  | HOME           |  | 0- 1                   |  | 3- 0                      |  |                        |  |                 |  |           |  |               |  |
| 1- 4                      |  | 0- 0            |  | 0- 0                |  | AWAY           |  | 0- 3                   |  | 1- 1                      |  |                        |  |                 |  |           |  |               |  |
| 0- 0                      |  | 0- 0            |  | 0- 0                |  | NEUTRAL        |  | 0- 0                   |  | 0- 0                      |  |                        |  |                 |  |           |  |               |  |
| 6- 13                     |  | 0- 0            |  | 0- 2                |  | CONFERENCE     |  | 0- 4                   |  | 6- 7                      |  |                        |  |                 |  |           |  |               |  |
| 4- 5                      |  | 0- 0            |  | 0- 1                |  | HOME           |  | 0- 2                   |  | 4- 2                      |  |                        |  |                 |  |           |  |               |  |
| 2- 7                      |  | 0- 0            |  | 0- 1                |  | AWAY           |  | 0- 2                   |  | 2- 4                      |  |                        |  |                 |  |           |  |               |  |
| 0- 1                      |  | 0- 0            |  | 0- 0                |  | NEUTRAL        |  | 0- 0                   |  | 0- 1                      |  |                        |  |                 |  |           |  |               |  |
| RPI 1-25                  |  | Score           |  | RPI 26-50           |  | Score          |  | RPI 51-100             |  | Score                     |  | RPI 101+               |  | Team's RPI: 194 |  | Score     |  |               |  |
| RPI S Opponent            |  |                 |  | RPI S Opponent      |  |                |  | RPI S Opponent         |  |                           |  | RPI S Opponent         |  |                 |  |           |  |               |  |
| 47 A Indiana St.          |  | 61 74           |  | 47 H Indiana St.    |  | 70 82          |  | 54 H Indiana           |  | 59 64                     |  | 104 A Drake            |  | 55 81           |  |           |  |               |  |
|                           |  |                 |  |                     |  |                |  | 65 A Mi ssouri         |  | 69 96                     |  | 104 H Drake            |  | 74 66           |  |           |  |               |  |
|                           |  |                 |  |                     |  |                |  | 78 A Tennessee Tech    |  | 60 70                     |  | 107 A UNI              |  | 40 49           |  |           |  |               |  |
|                           |  |                 |  |                     |  |                |  | 88 A Southeast Mo. St. |  | 63 74                     |  | 107 H UNI              |  | 48 59           |  |           |  |               |  |
|                           |  |                 |  |                     |  |                |  | 91 A Mi ssouri St.     |  | 52 69                     |  | 123 H South Dakota St. |  | 75 59           |  |           |  |               |  |
|                           |  |                 |  |                     |  |                |  | 91 H Mi ssouri St.     |  | 55 62                     |  | 154 H South Ala.       |  | 82 61           |  |           |  |               |  |
|                           |  |                 |  |                     |  |                |  | 97 A Evansville        |  | 53 73                     |  | 181 A Illinois St.     |  | 87 65           |  |           |  |               |  |
|                           |  |                 |  |                     |  |                |  | 97 H Evansville        |  | 63 66                     |  | 181 H Illinois St.     |  | 59 58           |  |           |  |               |  |
|                           |  |                 |  |                     |  |                |  |                        |  |                           |  | 182 A Wi chi ta St.    |  | 57 66           |  |           |  |               |  |
|                           |  |                 |  |                     |  |                |  |                        |  |                           |  | 182 H Wi chi ta St.    |  | 77 84           |  |           |  |               |  |
|                           |  |                 |  |                     |  |                |  |                        |  |                           |  | 184 H Weber St.        |  | 55 48           |  |           |  |               |  |
|                           |  |                 |  |                     |  |                |  |                        |  |                           |  | 213 A Murray St.       |  | 94 77           |  |           |  |               |  |
|                           |  |                 |  |                     |  |                |  |                        |  |                           |  | 230 A Bradley          |  | 43 52           |  |           |  |               |  |
|                           |  |                 |  |                     |  |                |  |                        |  |                           |  | 230 H Bradley          |  | 66 64           |  |           |  |               |  |
|                           |  |                 |  |                     |  |                |  |                        |  |                           |  | 239 A Crei ghton       |  | 45 44           |  |           |  |               |  |
|                           |  |                 |  |                     |  |                |  |                        |  |                           |  | 239 H Crei ghton       |  | 85 63           |  |           |  |               |  |
|                           |  |                 |  |                     |  |                |  |                        |  |                           |  | 239 N Crei ghton       |  | 51 54           |  |           |  |               |  |
|                           |  |                 |  |                     |  |                |  |                        |  |                           |  | 280 A St. Loui s       |  | 61 63           |  |           |  |               |  |
| LAST 10 Division I GAMES: |  |                 |  |                     |  |                |  |                        |  |                           |  |                        |  |                 |  |           |  |               |  |
| 239 N Crei ghton          |  | 51 54           |  | 239 A Crei ghton    |  | 45 44          |  |                        |  |                           |  |                        |  |                 |  |           |  |               |  |
| 181 H Illinois St.        |  | 59 58           |  | 182 H Wi chi ta St. |  | 77 84          |  |                        |  |                           |  |                        |  |                 |  |           |  |               |  |
| 47 H Indiana St.          |  | 70 82           |  | 91 H Mi ssouri St.  |  | 55 62          |  |                        |  |                           |  |                        |  |                 |  |           |  |               |  |
| 97 H Evansville           |  | 63 66           |  | 107 A UNI           |  | 40 49          |  |                        |  |                           |  |                        |  |                 |  |           |  |               |  |
| 104 A Drake               |  | 55 81           |  | 230 A Bradl ey      |  | 43 52          |  |                        |  |                           |  |                        |  |                 |  |           |  |               |  |

Southern Ill.

Southern Ill.

Non-Div I Games:

Southern Ill.

Loss, 
Non-Conf, S Site, 
H Home
A Away 
N Neutral

Average RPI Win: 187

Average RPI Loss: 78

WON-LOST  
RECORDWINNING  
PCT. RANKLAST 10  
GAMESSTRENGTH OF  
SCHEDULEOPP. STRENGTH  
OF SCHEDULETEAM  
RPIADJ.  
RPICONF.  
RPIADJ CONF.  
RPI

DIV. I ONLY

16- 14

147

6- 4

59

119

91

90

13

13

DIV. I NON-CONF.

5- 7

196

0- 0

29

102

96

93

13

12

TOTALS

RPI 1-25

RPI 26-50

W-L RECORDS

RPI 51-100

RPI 100+

16- 14

0- 2

0- 5

OVERALL

1- 2

15- 5

12- 5

0- 1

0- 2

HOME

1- 0

11- 2

4- 9

0- 1

0- 3

AWAY

0- 2

4- 3

0- 0

0- 0

0- 0

NEUTRAL

0- 0

0- 0

5- 7

0- 2

0- 3

NON-CONFERENCE

0- 0

5- 2

5- 3

0- 1

0- 1

HOME

0- 0

5- 1

0- 4

0- 1

0- 2

AWAY

0- 0

0- 1

0- 0

0- 0

0- 0

NEUTRAL

0- 0

0- 0

11- 7

0- 0

0- 2

CONFERENCE

1- 2

10- 3

7- 2

0- 0

0- 1

HOME

1- 0

6- 1

4- 5

0- 0

0- 1

AWAY

0- 2

4- 2

0- 0

0- 0

0- 0

NEUTRAL

0- 0

0- 0

RPI 1-25

RPI 26-50

RPI 51-100

Team's RPI : 90

RPI 101+

| RPI | S | Opponent         | Score |
|-----|---|------------------|-------|
| 7   | A | Okla homa        | 43 80 |
| 19  | H | Vi rgi ni a Tech | 61 87 |

| RPI | S | Opponent           | Score |
|-----|---|--------------------|-------|
| 26  | H | TCU                | 68 79 |
| 29  | A | George Washi ngton | 58 76 |
| 45  | A | Tul sa             | 54 73 |
| 45  | H | Tul sa             | 67 78 |
| 49  | A | Li berty           | 61 71 |

| RPI | S | Opponent | Score |
|-----|---|----------|-------|
| 84  | A | Ri ce    | 56 71 |
| 84  | A | Ri ce    | 52 57 |
| 84  | H | Ri ce    | 67 58 |

| RPI | S | Opponent         | Score |
|-----|---|------------------|-------|
| 106 | A | North Texas      | 69 84 |
| 117 | H | Arkansas         | 63 73 |
| 119 | H | Texas-Arl ington | 67 58 |
| 137 | H | La. -Monroe      | 56 44 |
| 140 | A | East Caro.       | 63 75 |
| 152 | A | Tul ane          | 78 66 |
| 152 | H | Tul ane          | 58 71 |
| 152 | H | Tul ane          | 86 84 |
| 156 | H | UAB              | 54 49 |
| 169 | A | Houston          | 63 61 |
| 169 | H | Houston          | 66 53 |
| 173 | H | La. -Lafayette   | 53 45 |
| 183 | A | Marshall I       | 72 57 |
| 185 | A | UTEP             | 69 80 |
| 185 | H | UTEP             | 59 46 |
| 189 | H | Southern Mi ss.  | 84 62 |
| 251 | A | UCF              | 69 57 |
| 272 | H | UC Ir vine       | 77 51 |
| 292 | H | Sam Houston St.  | 96 68 |
| 309 | H | Memphi s         | 67 45 |

LAST 10 Div sion I GAMES:

|     |   |         |       |     |   |                 |       |
|-----|---|---------|-------|-----|---|-----------------|-------|
| 84  | A | Ri ce   | 52 57 | 84  | A | Ri ce           | 56 71 |
| 152 | H | Tul ane | 86 84 | 45  | H | Tul sa          | 67 78 |
| 152 | H | Tul ane | 58 71 | 251 | A | UCF             | 69 57 |
| 185 | H | UTEP    | 59 46 | 189 | H | Southern Mi ss. | 84 62 |
| 169 | A | Houston | 63 61 | 183 | A | Marshall I      | 72 57 |

Southern Methodist

Southern Methodist

Non-Di v I Games:

Southern Methodist

Loss, Non-Conf, S Site, H Home A Away N Neutral

| Average RPI Win: 211  |          | WON-LOST                   | WINNING        | LAST 10                  | STRENGTH OF | OPP. STRENGTH            | TEAM     | ADJ.            | CONF. | ADJ CONF. |
|-----------------------|----------|----------------------------|----------------|--------------------------|-------------|--------------------------|----------|-----------------|-------|-----------|
| Average RPI Loss: 151 |          | RECORD                     | PCT. RANK      | GAMES                    | SCHEDULE    | OF SCHEDULE              | RPI      | RPI             | RPI   | RPI       |
| DIV. I ONLY           | 14- 15   | 173                        | 6- 4           | 190                      | 201         | 185                      | 189      | 13              | 13    |           |
| DIV. I NON-CONF.      | 3- 8     | 267                        | 0- 0           | 232                      | 276         | 272                      | 274      | 13              | 12    |           |
| TOTALS                | RPI 1-25 | RPI 26-50                  | W-L RECORDS    | RPI 51-100               | RPI 100+    |                          |          |                 |       |           |
| 14- 15                | 0- 0     | 0- 3                       | OVERALL        | 0- 2                     | 14- 10      |                          |          |                 |       |           |
| 9- 5                  | 0- 0     | 0- 1                       | HOME           | 0- 0                     | 9- 4        |                          |          |                 |       |           |
| 4- 7                  | 0- 0     | 0- 0                       | AWAY           | 0- 2                     | 4- 5        |                          |          |                 |       |           |
| 1- 3                  | 0- 0     | 0- 2                       | NEUTRAL        | 0- 0                     | 1- 1        |                          |          |                 |       |           |
| 3- 8                  | 0- 0     | 0- 1                       | NON-CONFERENCE | 0- 0                     | 3- 7        |                          |          |                 |       |           |
| 2- 4                  | 0- 0     | 0- 0                       | HOME           | 0- 0                     | 2- 4        |                          |          |                 |       |           |
| 1- 2                  | 0- 0     | 0- 0                       | AWAY           | 0- 0                     | 1- 2        |                          |          |                 |       |           |
| 0- 2                  | 0- 0     | 0- 1                       | NEUTRAL        | 0- 0                     | 0- 1        |                          |          |                 |       |           |
| 11- 7                 | 0- 0     | 0- 2                       | CONFERENCE     | 0- 2                     | 11- 3       |                          |          |                 |       |           |
| 7- 1                  | 0- 0     | 0- 1                       | HOME           | 0- 0                     | 7- 0        |                          |          |                 |       |           |
| 3- 5                  | 0- 0     | 0- 0                       | AWAY           | 0- 2                     | 3- 3        |                          |          |                 |       |           |
| 1- 1                  | 0- 0     | 0- 1                       | NEUTRAL        | 0- 0                     | 1- 0        |                          |          |                 |       |           |
| RPI S                 | RPI 1-25 | RPI S                      | RPI 26-50      | RPI S                    | RPI 51-100  | RPI S                    | RPI 101+ | Team's RPI: 189 |       |           |
| Opponent              | Score    | Opponent                   | Score          | Opponent                 | Score       | Opponent                 | Score    | Score           |       |           |
| 45 H Tul sa           | 57 76    | 45 H Tul sa                | 68 81          | 84 A Ri ce               | 64 77       | 137 H La. -Monroe        | 67 75    |                 |       |           |
| 45 N Tul sa           |          | 45 N Tul sa                |                | 90 A Southern            | 62 84       | 140 A East Caro.         | 71 56    |                 |       |           |
| 49 N Liberty          | 60 71    |                            |                | Methodi st               |             | 140 H East Caro.         | 63 56    |                 |       |           |
|                       |          |                            |                |                          |             | 146 A Ark. -Li ttle Rock | 70 80    |                 |       |           |
|                       |          |                            |                |                          |             | 152 H Tul ane            | 75 60    |                 |       |           |
|                       |          |                            |                |                          |             | 154 A South Al a.        | 72 84    |                 |       |           |
|                       |          |                            |                |                          |             | 156 A UAB                | 70 73    |                 |       |           |
|                       |          |                            |                |                          |             | 156 H UAB                | 76 66    |                 |       |           |
|                       |          |                            |                |                          |             | 169 A Houston            | 58 92    |                 |       |           |
|                       |          |                            |                |                          |             | 183 A Marshal l          | 53 66    |                 |       |           |
|                       |          |                            |                |                          |             | 183 H Marshal l          | 67 63    |                 |       |           |
|                       |          |                            |                |                          |             | 183 N Marshal l          | 60 58    |                 |       |           |
|                       |          |                            |                |                          |             | 185 H UTEP               | 57 55    |                 |       |           |
|                       |          |                            |                |                          |             | 190 A Mi ssi ssi ppi St. | 64 57    |                 |       |           |
|                       |          |                            |                |                          |             | 211 H Jackson St.        | 76 67    |                 |       |           |
|                       |          |                            |                |                          |             | 231 N El on              | 57 59    |                 |       |           |
|                       |          |                            |                |                          |             | 251 A UCF                | 61 50    |                 |       |           |
|                       |          |                            |                |                          |             | 251 H UCF                | 63 50    |                 |       |           |
|                       |          |                            |                |                          |             | 252 H Mercer             | 49 51    |                 |       |           |
|                       |          |                            |                |                          |             | 257 H Southern Utah      | 49 62    |                 |       |           |
|                       |          |                            |                |                          |             | 268 H Northwestern St.   | 75 85    |                 |       |           |
|                       |          |                            |                |                          |             | 290 H Fl ori da A&M      | 90 56    |                 |       |           |
|                       |          |                            |                |                          |             | 309 A Memphi s           | 73 67    |                 |       |           |
|                       |          |                            |                |                          |             | 309 H Memphi s           | 73 50    |                 |       |           |
|                       |          | LAST 10 Divi sion I GAMES: |                |                          |             |                          |          |                 |       |           |
|                       |          | 45 N Tul sa                | 68 81          | 309 H Memphi s           | 73 50       |                          |          |                 |       |           |
|                       |          | 183 N Marshal l            | 60 58          | 45 H Tul sa              | 57 76       |                          |          |                 |       |           |
|                       |          | 183 A Marshal l            | 53 66          | 90 A Southern Methodi st | 62 84       |                          |          |                 |       |           |
|                       |          | 140 A East Caro.           | 71 56          | 251 H UCF                | 63 50       |                          |          |                 |       |           |
|                       |          | 156 H UAB                  | 76 66          | 309 A Memphi s           | 73 67       |                          |          |                 |       |           |

Southern Miss.

Non-Div I Games:

Southern Miss.

■ Loss, 
 ■ Non-Conf, S Site, 
 ■ Home 
 ■ Away 
 N Neutral

| Average RPI Win: 281      |                | WON-LOST  | WINNING        | LAST 10    | STRENGTH OF          | OPP. STRENGTH | TEAM                 | ADJ.            | CONF. | ADJ CONF. |
|---------------------------|----------------|-----------|----------------|------------|----------------------|---------------|----------------------|-----------------|-------|-----------|
| Average RPI Loss: 169     |                | RECORD    | PCT. RANK      | GAMES      | SCHEDULE             | OF SCHEDULE   | RPI                  | RPI             | RPI   | RPI       |
| DIV. I ONLY               | 20- 11         | 77        | 8- 2           | 277        | 311                  | 163           | 167                  | 32              | 32    |           |
| DIV. I NON-CONF.          | 3- 7           | 259       | 0- 1           | 164        | 72                   | 226           | 228                  | 32              | 32    |           |
| TOTALS                    | RPI 1-25       | RPI 26-50 | W-L RECORDS    | RPI 51-100 | RPI 100+             |               |                      |                 |       |           |
| 20- 11                    | 0- 2           | 0- 0      | OVERALL        | 0- 0       | 20- 9                |               |                      |                 |       |           |
| 10- 1                     | 0- 0           | 0- 0      | HOME           | 0- 0       | 10- 1                |               |                      |                 |       |           |
| 6- 7                      | 0- 1           | 0- 0      | AWAY           | 0- 0       | 6- 6                 |               |                      |                 |       |           |
| 4- 3                      | 0- 1           | 0- 0      | NEUTRAL        | 0- 0       | 4- 2                 |               |                      |                 |       |           |
| 3- 7                      | 0- 2           | 0- 0      | NON-CONFERENCE | 0- 0       | 3- 5                 |               |                      |                 |       |           |
| 2- 0                      | 0- 0           | 0- 0      | HOME           | 0- 0       | 2- 0                 |               |                      |                 |       |           |
| 0- 4                      | 0- 1           | 0- 0      | AWAY           | 0- 0       | 0- 3                 |               |                      |                 |       |           |
| 1- 3                      | 0- 1           | 0- 0      | NEUTRAL        | 0- 0       | 1- 2                 |               |                      |                 |       |           |
| 17- 4                     | 0- 0           | 0- 0      | CONFERENCE     | 0- 0       | 17- 4                |               |                      |                 |       |           |
| 8- 1                      | 0- 0           | 0- 0      | HOME           | 0- 0       | 8- 1                 |               |                      |                 |       |           |
| 6- 3                      | 0- 0           | 0- 0      | AWAY           | 0- 0       | 6- 3                 |               |                      |                 |       |           |
| 3- 0                      | 0- 0           | 0- 0      | NEUTRAL        | 0- 0       | 3- 0                 |               |                      |                 |       |           |
| RPI S                     | RPI 1-25       | RPI S     | RPI 26-50      | RPI S      | RPI 51-100           | RPI S         | RPI 101+             | Team's RPI: 167 |       |           |
| 3 N                       | Duke           | 27        | 96             |            |                      | 128 A         | Long Beach St.       | 38              | 76    |           |
| 6 A                       | LSU            | 39        | 107            |            |                      | 133 N         | Al abama             | 51              | 66    |           |
|                           |                |           |                |            |                      | 140 A         | East Caro.           | 55              | 59    |           |
|                           |                |           |                |            |                      | 170 A         | Pepperdi ne          | 53              | 64    |           |
|                           |                |           |                |            |                      | 211 A         | Jackson St.          | 55              | 75    |           |
|                           |                |           |                |            |                      | 211 H         | Jackson St.          | 61              | 55    |           |
|                           |                |           |                |            |                      | 234 N         | Idaho                | 76              | 74    |           |
|                           |                |           |                |            |                      | 240 A         | Mi ssi ssi ppi Val . | 67              | 62    |           |
|                           |                |           |                |            |                      | 240 H         | Mi ssi ssi ppi Val . | 59              | 56    |           |
|                           |                |           |                |            |                      | 245 N         | Ga. Southern         | 53              | 57    |           |
|                           |                |           |                |            |                      | 254 A         | Al abama St.         | 69              | 61    |           |
|                           |                |           |                |            |                      | 254 H         | Al abama St.         | 51              | 57    |           |
|                           |                |           |                |            |                      | 254 N         | Al abama St.         | 61              | 58    |           |
|                           |                |           |                |            |                      | 268 H         | Northwestern St.     | 67              | 56    |           |
|                           |                |           |                |            |                      | 278 A         | Al corn St.          | 69              | 62    |           |
|                           |                |           |                |            |                      | 278 H         | Al corn St.          | 64              | 49    |           |
|                           |                |           |                |            |                      | 282 A         | Al abama A&M         | 56              | 58    |           |
|                           |                |           |                |            |                      | 282 H         | Al abama A&M         | 69              | 64    |           |
|                           |                |           |                |            |                      | 282 N         | Al abama A&M         | 58              | 55    |           |
|                           |                |           |                |            |                      | 288 A         | Grambl ing           | 54              | 63    |           |
|                           |                |           |                |            |                      | 288 H         | Grambl ing           | 55              | 54    |           |
|                           |                |           |                |            |                      | 288 N         | Grambl ing           | 84              | 76    |           |
|                           |                |           |                |            |                      | 294 H         | Ni chol l s St.      | 85              | 67    |           |
|                           |                |           |                |            |                      | 316 A         | Ark. -Pi ne Bl uff   | 71              | 57    |           |
|                           |                |           |                |            |                      | 316 H         | Ark. -Pi ne Bl uff   | 72              | 58    |           |
|                           |                |           |                |            |                      | 323 A         | Prai ri e View       | 72              | 37    |           |
|                           |                |           |                |            |                      | 323 H         | Prai ri e View       | 69              | 50    |           |
|                           |                |           |                |            |                      | 328 A         | Texas Southern       | 64              | 53    |           |
|                           |                |           |                |            |                      | 328 H         | Texas Southern       | 75              | 69    |           |
| LAST 10 Div sion I GAMES: |                |           |                |            |                      |               |                      |                 |       |           |
| 3 N                       | Duke           | 27        | 96             | 323 H      | Prai ri e View       | 69            | 50                   |                 |       |           |
| 254 N                     | Al abama St.   | 61        | 58             | 278 A      | Al corn St.          | 69            | 62                   |                 |       |           |
| 282 N                     | Al abama A&M   | 58        | 55             | 254 A      | Al abama St.         | 69            | 61                   |                 |       |           |
| 288 N                     | Grambl ing     | 84        | 76             | 282 A      | Al abama A&M         | 56            | 58                   |                 |       |           |
| 328 H                     | Texas Southern | 75        | 69             | 240 H      | Mi ssi ssi ppi Val . | 59            | 56                   |                 |       |           |

Southern U.

Southern U.

Non-Div I Games:

Southern U.

Loss, 
Non-Conf, S Site, 
H Home
A Away 
N Neutral

| Average RPI Win: |          | 232       | WON-LOST |             | RECORD   | WINNING        | PCT. RANK | LAST 10         | GAMES          | STRENGTH OF | SCHEDULE | OPP. STRENGTH | OF SCHEDULE           | TEAM  | RPI | ADJ. | RPI | CONF. | RPI | ADJ CONF. | RPI |
|------------------|----------|-----------|----------|-------------|----------|----------------|-----------|-----------------|----------------|-------------|----------|---------------|-----------------------|-------|-----|------|-----|-------|-----|-----------|-----|
| DIV. I ONLY      |          | 9- 17     |          | 242         |          | 4- 6           |           | 205             |                | 273         |          | 256           |                       | 257   |     | 17   |     | 17    |     |           |     |
| DIV. I NON-CONF. |          | 5- 4      |          | 123         |          | 0- 0           |           | 178             |                | 322         |          | 158           |                       | 160   |     | 17   |     | 17    |     |           |     |
| TOTALS           |          | RPI 1-25  |          | RPI 26-50   |          | W-L RECORDS    |           | RPI 51-100      |                | RPI 100+    |          |               |                       |       |     |      |     |       |     |           |     |
| 9- 17            |          | 0- 1      |          | 0- 0        |          | OVERALL        |           | 0- 3            |                | 9- 13       |          |               |                       |       |     |      |     |       |     |           |     |
| 6- 5             |          | 0- 0      |          | 0- 0        |          | HOME           |           | 0- 1            |                | 6- 4        |          |               |                       |       |     |      |     |       |     |           |     |
| 3- 11            |          | 0- 1      |          | 0- 0        |          | AWAY           |           | 0- 1            |                | 3- 9        |          |               |                       |       |     |      |     |       |     |           |     |
| 0- 1             |          | 0- 0      |          | 0- 0        |          | NEUTRAL        |           | 0- 1            |                | 0- 0        |          |               |                       |       |     |      |     |       |     |           |     |
| 5- 4             |          | 0- 1      |          | 0- 0        |          | NON-CONFERENCE |           | 0- 0            |                | 5- 3        |          |               |                       |       |     |      |     |       |     |           |     |
| 2- 1             |          | 0- 0      |          | 0- 0        |          | HOME           |           | 0- 0            |                | 2- 1        |          |               |                       |       |     |      |     |       |     |           |     |
| 3- 3             |          | 0- 1      |          | 0- 0        |          | AWAY           |           | 0- 0            |                | 3- 2        |          |               |                       |       |     |      |     |       |     |           |     |
| 0- 0             |          | 0- 0      |          | 0- 0        |          | NEUTRAL        |           | 0- 0            |                | 0- 0        |          |               |                       |       |     |      |     |       |     |           |     |
| 4- 13            |          | 0- 0      |          | 0- 0        |          | CONFERENCE     |           | 0- 3            |                | 4- 10       |          |               |                       |       |     |      |     |       |     |           |     |
| 4- 4             |          | 0- 0      |          | 0- 0        |          | HOME           |           | 0- 1            |                | 4- 3        |          |               |                       |       |     |      |     |       |     |           |     |
| 0- 8             |          | 0- 0      |          | 0- 0        |          | AWAY           |           | 0- 1            |                | 0- 7        |          |               |                       |       |     |      |     |       |     |           |     |
| 0- 1             |          | 0- 0      |          | 0- 0        |          | NEUTRAL        |           | 0- 1            |                | 0- 0        |          |               |                       |       |     |      |     |       |     |           |     |
| RPI 1-25         |          | RPI 26-50 |          | RPI 51-100  |          | RPI 101+       |           | Team's RPI: 257 |                |             |          |               |                       |       |     |      |     |       |     |           |     |
| RPI S            | Opponent | Score     |          | RPI S       | Opponent | Score          |           | RPI S           | Opponent       | Score       |          | RPI S         | Opponent              | Score |     |      |     |       |     |           |     |
| 15               | A Utah   | 47 79     |          |             |          |                |           | 96              | A Western Ill. | 55 80       |          | 103           | H Northern Ari z.     | 69 88 |     |      |     |       |     |           |     |
|                  |          |           |          |             |          |                |           | 96              | H Western Ill. | 47 57       |          | 127           | A Oakl and            | 63 82 |     |      |     |       |     |           |     |
|                  |          |           |          |             |          |                |           | 96              | N Western Ill. | 37 50       |          | 127           | H Oakl and            | 73 58 |     |      |     |       |     |           |     |
|                  |          |           |          |             |          |                |           |                 |                |             |          | 134           | A Oral Roberts        | 56 71 |     |      |     |       |     |           |     |
|                  |          |           |          |             |          |                |           |                 |                |             |          | 134           | H Oral Roberts        | 71 92 |     |      |     |       |     |           |     |
|                  |          |           |          |             |          |                |           |                 |                |             |          | 151           | A IUPUI               | 65 74 |     |      |     |       |     |           |     |
|                  |          |           |          |             |          |                |           |                 |                |             |          | 151           | H IUPUI               | 58 55 |     |      |     |       |     |           |     |
|                  |          |           |          |             |          |                |           |                 |                |             |          | 159           | A Val parai so        | 58 77 |     |      |     |       |     |           |     |
|                  |          |           |          |             |          |                |           |                 |                |             |          | 159           | H Val parai so        | 54 69 |     |      |     |       |     |           |     |
|                  |          |           |          |             |          |                |           |                 |                |             |          | 177           | H Idaho St.           | 80 75 |     |      |     |       |     |           |     |
|                  |          |           |          |             |          |                |           |                 |                |             |          | 189           | A Southern Mi ss.     | 62 49 |     |      |     |       |     |           |     |
|                  |          |           |          |             |          |                |           |                 |                |             |          | 227           | A UMKC                | 54 69 |     |      |     |       |     |           |     |
|                  |          |           |          |             |          |                |           |                 |                |             |          | 227           | H UMKC                | 53 63 |     |      |     |       |     |           |     |
|                  |          |           |          |             |          |                |           |                 |                |             |          | 232           | A UC Davi s           | 46 73 |     |      |     |       |     |           |     |
|                  |          |           |          |             |          |                |           |                 |                |             |          | 253           | A St. Mary' s (Cal .) | 58 51 |     |      |     |       |     |           |     |
|                  |          |           |          |             |          |                |           |                 |                |             |          | 261           | A Chi cago St.        | 53 65 |     |      |     |       |     |           |     |
|                  |          |           |          |             |          |                |           |                 |                |             |          | 261           | H Chi cago St.        | 55 44 |     |      |     |       |     |           |     |
|                  |          |           |          |             |          |                |           |                 |                |             |          | 262           | A Sacramento St.      | 67 68 |     |      |     |       |     |           |     |
|                  |          |           |          |             |          |                |           |                 |                |             |          | 300           | H Utah Valley St.     | 80 74 |     |      |     |       |     |           |     |
|                  |          |           |          |             |          |                |           |                 |                |             |          | 313           | A Centenary (La.)     | 67 76 |     |      |     |       |     |           |     |
|                  |          |           |          |             |          |                |           |                 |                |             |          | 313           | H Centenary (La.)     | 73 61 |     |      |     |       |     |           |     |
|                  |          |           |          |             |          |                |           |                 |                |             |          | 319           | A Paci fi c           | 65 64 |     |      |     |       |     |           |     |
|                  |          |           |          | LAST 10 Div |          |                |           | sion I GAMES:   |                |             |          |               |                       |       |     |      |     |       |     |           |     |
|                  |          |           |          |             |          |                |           | 96              | N Western Ill. | 37 50       |          | 313           | H Centenary (La.)     | 73 61 |     |      |     |       |     |           |     |
|                  |          |           |          |             |          |                |           | 127             | H Oakl and     | 73 58       |          | 134           | A Oral Roberts        | 56 71 |     |      |     |       |     |           |     |
|                  |          |           |          |             |          |                |           | 151             | H IUPUI        | 58 55       |          | 159           | H Val parai so        | 54 69 |     |      |     |       |     |           |     |
|                  |          |           |          |             |          |                |           | 227             | A UMKC         | 54 69       |          | 261           | H Chi cago St.        | 55 44 |     |      |     |       |     |           |     |
|                  |          |           |          |             |          |                |           | 96              | A Western Ill. | 55 80       |          | 96            | H Western Ill.        | 47 57 |     |      |     |       |     |           |     |

Non-Div I Games: Eastern Ore. 76 55 Western St. 64 58 Southern Utah

Southern Utah

Southern Utah





| Average RPI Win: 273  |          | WON-LOST  | WINNING                   | LAST 10           | STRENGTH OF | OPP. STRENGTH | TEAM              | ADJ.  | CONF. | ADJ CONF.                      |
|-----------------------|----------|-----------|---------------------------|-------------------|-------------|---------------|-------------------|-------|-------|--------------------------------|
| Average RPI Loss: 207 |          | RECORD    | PCT. RANK                 | GAMES             | SCHEDULE    | OF SCHEDULE   | RPI               | RPI   | RPI   | RPI                            |
| DIV. I ONLY           | 5- 22    | 306       | 2- 8                      | 321               | 302         | 327           | 326               | 29    | 29    |                                |
| DIV. I NON-CONF.      | 1- 8     | 307       | 0- 0                      | 319               | 277         | 327           | 326               | 29    | 28    |                                |
| TOTALS                | RPI 1-25 | RPI 26-50 | W-L RECORDS               | RPI 51-100        | RPI 100+    |               |                   |       |       |                                |
| 5- 22                 | 0- 0     | 0- 1      | OVERALL                   | 0- 2              | 5- 19       |               |                   |       |       |                                |
| 5- 8                  | 0- 0     | 0- 0      | HOME                      | 0- 1              | 5- 7        |               |                   |       |       |                                |
| 0- 13                 | 0- 0     | 0- 0      | AWAY                      | 0- 1              | 0- 12       |               |                   |       |       |                                |
| 0- 1                  | 0- 0     | 0- 1      | NEUTRAL                   | 0- 0              | 0- 0        |               |                   |       |       |                                |
| 1- 8                  | 0- 0     | 0- 1      | NON-CONFERENCE            | 0- 0              | 1- 7        |               |                   |       |       |                                |
| 1- 3                  | 0- 0     | 0- 0      | HOME                      | 0- 0              | 1- 3        |               |                   |       |       |                                |
| 0- 4                  | 0- 0     | 0- 0      | AWAY                      | 0- 0              | 0- 4        |               |                   |       |       |                                |
| 0- 1                  | 0- 0     | 0- 1      | NEUTRAL                   | 0- 0              | 0- 0        |               |                   |       |       |                                |
| 4- 14                 | 0- 0     | 0- 0      | CONFERENCE                | 0- 2              | 4- 12       |               |                   |       |       |                                |
| 4- 5                  | 0- 0     | 0- 0      | HOME                      | 0- 1              | 4- 4        |               |                   |       |       |                                |
| 0- 9                  | 0- 0     | 0- 0      | AWAY                      | 0- 1              | 0- 8        |               |                   |       |       |                                |
| 0- 0                  | 0- 0     | 0- 0      | NEUTRAL                   | 0- 0              | 0- 0        |               |                   |       |       |                                |
| RPI S                 | RPI 1-25 | Score     | RPI S                     | RPI 26-50         | Score       | RPI S         | RPI 51-100        | Score | RPI S | RPI 101+ Team's RPI: 326       |
|                       | Opponent |           |                           | Opponent          |             |               | Opponent          |       |       | Score                          |
|                       |          |           | 33 N                      | Fl ori da         | 57 83       | 89 A          | Sacred Heart      | 51 69 | 111 A | Qui nni pi ac 50 59            |
|                       |          |           |                           |                   |             | 89 H          | Sacred Heart      | 62 63 | 111 H | Qui nni pi ac 54 61            |
|                       |          |           |                           |                   |             |               |                   |       | 158 A | Robert Morris 60 67            |
|                       |          |           |                           |                   |             |               |                   |       | 158 H | Robert Morris 56 70            |
|                       |          |           |                           |                   |             |               |                   |       | 196 A | Seton Hal l 50 68              |
|                       |          |           |                           |                   |             |               |                   |       | 203 H | Mt. St. Mary's 70 83           |
|                       |          |           |                           |                   |             |               |                   |       | 219 A | Monmouth 46 58                 |
|                       |          |           |                           |                   |             |               |                   |       | 219 H | Monmouth 67 63                 |
|                       |          |           |                           |                   |             |               |                   |       | 224 A | Long Isl and 31 70             |
|                       |          |           |                           |                   |             |               |                   |       | 224 H | Long Isl and 52 64             |
|                       |          |           |                           |                   |             |               |                   |       | 225 A | Towson 45 48                   |
|                       |          |           |                           |                   |             |               |                   |       | 228 H | Provi dence 44 66              |
|                       |          |           |                           |                   |             |               |                   |       | 235 H | Northeastern 67 52             |
|                       |          |           |                           |                   |             |               |                   |       | 247 H | Md. -East. Shore 66 73         |
|                       |          |           |                           |                   |             |               |                   |       | 249 H | Navy 48 52                     |
|                       |          |           |                           |                   |             |               |                   |       | 264 A | Fai rl ei gh Di cki nson 54 62 |
|                       |          |           |                           |                   |             |               |                   |       | 274 A | Central Conn. St. 56 58        |
|                       |          |           |                           |                   |             |               |                   |       | 274 H | Central Conn. St. 61 52        |
|                       |          |           |                           |                   |             |               |                   |       | 303 A | Lafayette 51 56                |
|                       |          |           |                           |                   |             |               |                   |       | 308 A | St. Francis (Pa.) 56 60        |
|                       |          |           |                           |                   |             |               |                   |       | 308 H | St. Francis (Pa.) 67 58        |
|                       |          |           |                           |                   |             |               |                   |       | 318 A | Col umbi a 55 61               |
|                       |          |           |                           |                   |             |               |                   |       | 331 A | Wagner 55 63                   |
|                       |          |           |                           |                   |             |               |                   |       | 331 H | Wagner 71 54                   |
|                       |          |           | LAST 10 Div sion I GAMES: |                   |             |               |                   |       |       |                                |
|                       |          |           | 219 A                     | Monmouth          | 46 58       | 111 A         | Qui nni pi ac     | 50 59 |       |                                |
|                       |          |           | 308 H                     | St. Francis (Pa.) | 67 58       | 274 A         | Central Conn. St. | 56 58 |       |                                |
|                       |          |           | 224 A                     | Long Isl and      | 31 70       | 158 H         | Robert Morris     | 56 70 |       |                                |
|                       |          |           | 331 H                     | Wagner            | 71 54       | 111 H         | Qui nni pi ac     | 54 61 |       |                                |
|                       |          |           | 89 H                      | Sacred Heart      | 62 63       | 224 H         | Long Isl and      | 52 64 |       |                                |

Non-Di v I Games:

St. Francis (N. Y.)

■ Loss, 
 ■ Non-Conf, S Site, 
 ■ Home 
 ■ Away 
 N Neutral

| Average RPI Win:          |                      | 281       | WON-LOST       | WINNING               | LAST 10  | STRENGTH OF | OPP. STRENGTH  | TEAM  | ADJ.  | CONF.                 | ADJ CONF.       |
|---------------------------|----------------------|-----------|----------------|-----------------------|----------|-------------|----------------|-------|-------|-----------------------|-----------------|
| Average RPI Loss:         |                      | 170       | RECORD         | PCT. RANK             | GAMES    | SCHEDULE    | OF SCHEDULE    | RPI   | RPI   | RPI                   | RPI             |
| DIV. I ONLY               | 4- 24                | 317       | 1- 9           | 204                   | 267      | 308         | 308            | 29    | 29    |                       |                 |
| DIV. I NON-CONF.          | 0- 10                | 322       | 0- 0           | 109                   | 87       | 297         | 294            | 29    | 28    |                       |                 |
| TOTALS                    | RPI 1-25             | RPI 26-50 | W-L RECORDS    | RPI 51-100            | RPI 100+ |             |                |       |       |                       |                 |
| 4- 24                     | 0- 1                 | 0- 1      | OVERALL        | 0- 5                  | 4- 17    |             |                |       |       |                       |                 |
| 2- 9                      | 0- 0                 | 0- 0      | HOME           | 0- 1                  | 2- 8     |             |                |       |       |                       |                 |
| 2- 14                     | 0- 1                 | 0- 1      | AWAY           | 0- 4                  | 2- 8     |             |                |       |       |                       |                 |
| 0- 1                      | 0- 0                 | 0- 0      | NEUTRAL        | 0- 0                  | 0- 1     |             |                |       |       |                       |                 |
| 0- 10                     | 0- 1                 | 0- 1      | NON-CONFERENCE | 0- 3                  | 0- 5     |             |                |       |       |                       |                 |
| 0- 2                      | 0- 0                 | 0- 0      | HOME           | 0- 0                  | 0- 2     |             |                |       |       |                       |                 |
| 0- 7                      | 0- 1                 | 0- 1      | AWAY           | 0- 3                  | 0- 2     |             |                |       |       |                       |                 |
| 0- 1                      | 0- 0                 | 0- 0      | NEUTRAL        | 0- 0                  | 0- 1     |             |                |       |       |                       |                 |
| 4- 14                     | 0- 0                 | 0- 0      | CONFERENCE     | 0- 2                  | 4- 12    |             |                |       |       |                       |                 |
| 2- 7                      | 0- 0                 | 0- 0      | HOME           | 0- 1                  | 2- 6     |             |                |       |       |                       |                 |
| 2- 7                      | 0- 0                 | 0- 0      | AWAY           | 0- 1                  | 2- 6     |             |                |       |       |                       |                 |
| 0- 0                      | 0- 0                 | 0- 0      | NEUTRAL        | 0- 0                  | 0- 0     |             |                |       |       |                       |                 |
| RPI S                     | RPI 1-25             | Score     | RPI S          | RPI 26-50             | Score    | RPI S       | RPI 51-100     | Score | RPI S | RPI 101+              | Team's RPI: 308 |
| 13                        | A DePaul             | 61 99     | 41             | A Bowling Green       | 55 77    | 53          | A Louisville   | 49 90 | 111   | H Quinnipiac          | 51 81           |
|                           |                      |           |                |                       |          | 74          | A Cincinnati   | 39 74 | 115   | A Loyola (Md.)        | 57 69           |
|                           |                      |           |                |                       |          | 89          | A Sacred Heart | 51 64 | 145   | A Oregon              | 30 80           |
|                           |                      |           |                |                       |          | 89          | H Sacred Heart | 52 89 | 158   | A Robert Morris       | 45 79           |
|                           |                      |           |                |                       |          | 95          | A Penn St.     | 43 89 | 158   | H Robert Morris       | 54 71           |
|                           |                      |           |                |                       |          |             |                |       | 201   | H Toledo              | 59 83           |
|                           |                      |           |                |                       |          |             |                |       | 203   | A Mt. St. Mary's      | 60 64           |
|                           |                      |           |                |                       |          |             |                |       | 203   | H Mt. St. Mary's      | 82 77           |
|                           |                      |           |                |                       |          |             |                |       | 219   | A Monmouth            | 49 51           |
|                           |                      |           |                |                       |          |             |                |       | 219   | H Monmouth            | 62 72           |
|                           |                      |           |                |                       |          |             |                |       | 223   | N Michigan            | 52 80           |
|                           |                      |           |                |                       |          |             |                |       | 224   | A Long Island         | 62 79           |
|                           |                      |           |                |                       |          |             |                |       | 224   | H Long Island         | 50 65           |
|                           |                      |           |                |                       |          |             |                |       | 264   | A Fairleigh Dickinson | 85 83           |
|                           |                      |           |                |                       |          |             |                |       | 264   | H Fairleigh Dickinson | 65 75           |
|                           |                      |           |                |                       |          |             |                |       | 274   | A Central Conn. St.   | 66 82           |
|                           |                      |           |                |                       |          |             |                |       | 274   | H Central Conn. St.   | 58 62           |
|                           |                      |           |                |                       |          |             |                |       | 285   | H St. Bonaventure     | 45 59           |
|                           |                      |           |                |                       |          |             |                |       | 326   | A St. Francis (N.Y.)  | 58 67           |
|                           |                      |           |                |                       |          |             |                |       | 326   | H St. Francis (N.Y.)  | 60 56           |
|                           |                      |           |                |                       |          |             |                |       | 331   | A Wagner              | 59 53           |
| LAST 10 Division I GAMES: |                      |           |                |                       |          |             |                |       |       |                       |                 |
| 203                       | H Mt. St. Mary's     | 82 77     | 274            | H Central Conn. St.   | 58 62    |             |                |       |       |                       |                 |
| 274                       | A Central Conn. St.  | 66 82     | 111            | H Quinnipiac          | 51 81    |             |                |       |       |                       |                 |
| 326                       | A St. Francis (N.Y.) | 58 67     | 203            | A Mt. St. Mary's      | 60 64    |             |                |       |       |                       |                 |
| 224                       | A Long Island        | 62 79     | 264            | H Fairleigh Dickinson | 65 75    |             |                |       |       |                       |                 |
| 158                       | H Robert Morris      | 54 71     | 219            | H Monmouth            | 62 72    |             |                |       |       |                       |                 |

Non-Div I Games:

St. Francis (Pa.)

|                   |     |          |           |         |             |               |      |      |       |           |
|-------------------|-----|----------|-----------|---------|-------------|---------------|------|------|-------|-----------|
| Average RPI Win:  | 137 | WON-LOST | WINNING   | LAST 10 | STRENGTH OF | OPP. STRENGTH | TEAM | ADJ. | CONF. | ADJ CONF. |
| Average RPI Loss: | 28  | RECORD   | PCT. RANK | GAMES   | SCHEDULE    | OF SCHEDULE   | RPI  | RPI  | RPI   | RPI       |

|                  |       |    |      |     |    |    |    |   |   |
|------------------|-------|----|------|-----|----|----|----|---|---|
| DIV. I ONLY      | 22- 8 | 36 | 5- 5 | 58  | 36 | 30 | 31 | 4 | 4 |
| DIV. I NON-CONF. | 11- 2 | 15 | 1- 1 | 117 | 42 | 31 | 34 | 5 | 6 |

| TOTALS | RPI 1-25 | RPI 26-50 | W-L RECORDS    | RPI 51-100 | RPI 100+ |
|--------|----------|-----------|----------------|------------|----------|
| 22- 8  | 0- 5     | 4- 2      | OVERALL        | 7- 1       | 11- 0    |
| 11- 1  | 0- 0     | 4- 1      | HOME           | 4- 0       | 3- 0     |
| 8- 4   | 0- 3     | 0- 1      | AWAY           | 2- 0       | 6- 0     |
| 3- 3   | 0- 2     | 0- 0      | NEUTRAL        | 1- 1       | 2- 0     |
| 11- 2  | 0- 2     | 1- 0      | NON-CONFERENCE | 3- 0       | 7- 0     |
| 4- 0   | 0- 0     | 1- 0      | HOME           | 1- 0       | 2- 0     |
| 4- 0   | 0- 0     | 0- 0      | AWAY           | 1- 0       | 3- 0     |
| 3- 2   | 0- 2     | 0- 0      | NEUTRAL        | 1- 0       | 2- 0     |
| 11- 6  | 0- 3     | 3- 2      | CONFERENCE     | 4- 1       | 4- 0     |
| 7- 1   | 0- 0     | 3- 1      | HOME           | 3- 0       | 1- 0     |
| 4- 4   | 0- 3     | 0- 1      | AWAY           | 1- 0       | 3- 0     |
| 0- 1   | 0- 0     | 0- 0      | NEUTRAL        | 0- 1       | 0- 0     |

| RPI S | Opponent    | Score  |
|-------|-------------|--------|
| 3 N   | Duke        | 57 105 |
| 4 N   | Maryland    | 74 81  |
| 5 A   | Connecticut | 53 70  |
| 9 A   | Rutgers     | 51 61  |
| 13 A  | DePaul      | 67 70  |

| RPI S | Opponent    | Score |
|-------|-------------|-------|
| 37 H  | Notre Dame  | 66 63 |
| 40 H  | Villanova   | 65 55 |
| 46 H  | Stony Brook | 79 60 |
| 48 A  | Marquette   | 57 60 |
| 48 H  | Marquette   | 59 74 |
| 50 H  | South Fla.  | 78 71 |

| RPI S | Opponent      | Score |
|-------|---------------|-------|
| 53 H  | Louisville    | 79 63 |
| 56 H  | Pittsburgh    | 72 55 |
| 66 N  | California    | 78 68 |
| 74 A  | Cincinnati    | 88 80 |
| 76 A  | Hofstra       | 71 65 |
| 79 H  | Boston U.     | 64 53 |
| 92 H  | West Virginia | 74 69 |
| 92 N  | West Virginia | 49 55 |

| RPI S | Opponent            | Score |
|-------|---------------------|-------|
| 110 N | Wake Forest         | 69 38 |
| 116 A | Army                | 74 55 |
| 178 A | Georgetown          | 74 54 |
| 179 A | Syracuse            | 72 53 |
| 196 H | Seton Hall          | 85 54 |
| 214 A | Northwestern        | 95 53 |
| 219 A | Monmouth            | 72 49 |
| 228 A | Providence          | 72 50 |
| 264 H | Fairleigh Dickinson | 84 65 |
| 311 N | Montana St.         | 87 71 |
| 322 H | Niagara             | 67 43 |

## LAST 10 Division I GAMES:

|       |               |       |      |            |       |
|-------|---------------|-------|------|------------|-------|
| 4 N   | Maryland      | 74 81 | 13 A | DePaul     | 67 70 |
| 66 N  | California    | 78 68 | 53 H | Louisville | 79 63 |
| 92 N  | West Virginia | 49 55 | 48 H | Marquette  | 59 74 |
| 196 H | Seton Hall    | 85 54 | 50 H | South Fla. | 78 71 |
| 179 A | Syracuse      | 72 53 | 9 A  | Rutgers    | 51 61 |

Average RPI Win:

163

WON-LOST

WINNING

LAST 10

STRENGTH OF

OPP. STRENGTH

TEAM

ADJ.

CONF.

ADJ CONF.

Average RPI Loss:

69

RECORD

PCT. RANK

GAMES

SCHEDULE

OF SCHEDULE

RPI

RPI

RPI

RPI

DIV. I ONLY

20- 11

77

5- 5

75

93

69

67

11

10

DIV. I NON-CONF.

8- 4

81

0- 1

44

43

42

43

9

9

TOTALS

RPI 1-25

RPI 26-50

W-L RECORDS

RPI 51-100

RPI 100+

20- 11

1- 0

2- 6

OVERALL

1- 3

16- 2

13- 3

1- 0

1- 2

HOME

1- 1

10- 0

6- 8

0- 0

1- 4

AWAY

0- 2

5- 2

1- 0

0- 0

0- 0

NEUTRAL

0- 0

1- 0

8- 4

1- 0

1- 3

NON-CONFERENCE

0- 1

6- 0

4- 1

1- 0

0- 0

HOME

0- 1

3- 0

3- 3

0- 0

1- 3

AWAY

0- 0

2- 0

1- 0

0- 0

0- 0

NEUTRAL

0- 0

1- 0

12- 7

0- 0

1- 3

CONFERENCE

1- 2

10- 2

9- 2

0- 0

1- 2

HOME

1- 0

7- 0

3- 5

0- 0

0- 1

AWAY

0- 2

3- 2

0- 0

0- 0

0- 0

NEUTRAL

0- 0

0- 0

RPI 1-25

RPI 26-50

RPI 51-100

Team's RPI: 67

RPI 101+

| RPI | S | Opponent           | Score |
|-----|---|--------------------|-------|
| 11  | H | North Carolina St. | 54 52 |

| RPI | S | Opponent          | Score |
|-----|---|-------------------|-------|
| 28  | A | Hartford          | 59 65 |
| 29  | H | George Washington | 56 64 |
| 29  | H | George Washington | 51 53 |
| 30  | A | Kansas St.        | 78 68 |
| 34  | A | Temple            | 53 59 |
| 34  | H | Temple            | 65 64 |
| 36  | A | Virginia          | 42 48 |
| 40  | A | Villanova         | 55 64 |

| RPI | S | Opponent  | Score |
|-----|---|-----------|-------|
| 51  | A | Xavier    | 52 63 |
| 51  | H | Xavier    | 70 67 |
| 57  | A | Charlotte | 50 81 |
| 69  | H | Delaware  | 48 49 |

| RPI | S | Opponent        | Score |
|-----|---|-----------------|-------|
| 105 | H | Princeton       | 58 46 |
| 114 | H | Iona            | 52 50 |
| 118 | A | Richmond        | 76 56 |
| 126 | A | Bucknell        | 59 55 |
| 144 | H | Dayton          | 66 65 |
| 162 | H | Duquesne        | 55 47 |
| 169 | N | Houston         | 69 45 |
| 175 | A | Massachusetts   | 53 63 |
| 196 | H | Seton Hall      | 72 48 |
| 206 | A | La Salle        | 50 65 |
| 206 | H | La Salle        | 61 55 |
| 212 | H | Rhode Island    | 75 47 |
| 237 | A | Fordham         | 45 40 |
| 237 | H | Fordham         | 70 57 |
| 237 | H | Fordham         | 54 43 |
| 280 | H | St. Louis       | 69 50 |
| 285 | A | St. Bonaventure | 59 43 |
| 304 | A | Penn            | 70 57 |

LAST 10 Division I GAMES:

|     |   |                   |       |     |   |               |       |
|-----|---|-------------------|-------|-----|---|---------------|-------|
| 36  | A | Virginia          | 42 48 | 51  | A | Xavier        | 52 63 |
| 29  | H | George Washington | 51 53 | 206 | H | La Salle      | 61 55 |
| 51  | H | Xavier            | 70 67 | 34  | A | Temple        | 53 59 |
| 237 | H | Fordham           | 54 43 | 144 | H | Dayton        | 66 65 |
| 118 | A | Richmond          | 76 56 | 175 | A | Massachusetts | 53 63 |

St. Joseph's

St. Joseph's

Non-Div I Games:

St. Joseph's

Loss, 
 Non-Conf, S Site, 
 H Home
A Away 
 N Neutral

| Average RPI Win: 224       |                      | WON-LOST RECORD | WINNING PCT. RANK | LAST 10 GAMES        | STRENGTH OF SCHEDULE | OPP. STRENGTH OF SCHEDULE | TEAM RPI           | ADJ. RPI        | CONF. RPI | ADJ CONF. RPI |
|----------------------------|----------------------|-----------------|-------------------|----------------------|----------------------|---------------------------|--------------------|-----------------|-----------|---------------|
| DIV. I ONLY                |                      | 7- 20           | 288               | 3- 7                 | 209                  | 145                       | 281                | 280             | 11        | 10            |
| DIV. I NON-CONF.           |                      | 3- 8            | 267               | 0- 0                 | 297                  | 274                       | 304                | 305             | 9         | 9             |
| TOTALS                     |                      | RPI 1-25        | RPI 26-50         | W-L RECORDS          | RPI 51-100           | RPI 100+                  |                    |                 |           |               |
| 7- 20                      |                      | 0- 0            | 0- 2              | OVERALL              | 0- 6                 | 7- 12                     |                    |                 |           |               |
| 7- 7                       |                      | 0- 0            | 0- 1              | HOME                 | 0- 2                 | 7- 4                      |                    |                 |           |               |
| 0- 12                      |                      | 0- 0            | 0- 1              | AWAY                 | 0- 4                 | 0- 7                      |                    |                 |           |               |
| 0- 1                       |                      | 0- 0            | 0- 0              | NEUTRAL              | 0- 0                 | 0- 1                      |                    |                 |           |               |
| 3- 8                       |                      | 0- 0            | 0- 0              | NON-CONFERENCE       | 0- 2                 | 3- 6                      |                    |                 |           |               |
| 3- 3                       |                      | 0- 0            | 0- 0              | HOME                 | 0- 1                 | 3- 2                      |                    |                 |           |               |
| 0- 4                       |                      | 0- 0            | 0- 0              | AWAY                 | 0- 1                 | 0- 3                      |                    |                 |           |               |
| 0- 1                       |                      | 0- 0            | 0- 0              | NEUTRAL              | 0- 0                 | 0- 1                      |                    |                 |           |               |
| 4- 12                      |                      | 0- 0            | 0- 2              | CONFERENCE           | 0- 4                 | 4- 6                      |                    |                 |           |               |
| 4- 4                       |                      | 0- 0            | 0- 1              | HOME                 | 0- 1                 | 4- 2                      |                    |                 |           |               |
| 0- 8                       |                      | 0- 0            | 0- 1              | AWAY                 | 0- 3                 | 0- 4                      |                    |                 |           |               |
| 0- 0                       |                      | 0- 0            | 0- 0              | NEUTRAL              | 0- 0                 | 0- 0                      |                    |                 |           |               |
| RPI 1-25                   |                      | RPI 26-50       |                   | RPI 51-100           |                      | RPI 101+                  |                    | Team's RPI: 280 |           |               |
| RPI S                      | Opponent             | Score           | RPI S             | Opponent             | Score                | RPI S                     | Opponent           | Score           |           |               |
| 29                         | A George Washi ngton | 46 84           | 51                | A Xavi er            | 61 77                | 118                       | H Ri chmond        | 65 71           |           |               |
| 34                         | H Templ e            | 43 62           | 57                | A Charl otte         | 58 65                | 132                       | N I l l i n o i s  | 40 75           |           |               |
|                            |                      |                 | 57                | H Charl otte         | 57 86                | 144                       | A Day ton          | 73 95           |           |               |
|                            |                      |                 | 67                | A St. Joseph' s      | 50 69                | 144                       | H Day ton          | 67 72           |           |               |
|                            |                      |                 | 72                | A Eastern Mi ch.     | 59 67                | 162                       | A Duquesne         | 66 67           |           |               |
|                            |                      |                 | 96                | H Western I l l .    | 44 57                | 162                       | H Duquesne         | 59 54           |           |               |
|                            |                      |                 |                   |                      |                      | 175                       | H Massachusetts    | 61 57           |           |               |
|                            |                      |                 |                   |                      |                      | 184                       | H Weber St.        | 60 70           |           |               |
|                            |                      |                 |                   |                      |                      | 188                       | A Central Mi ch.   | 55 65           |           |               |
|                            |                      |                 |                   |                      |                      | 194                       | H Southern I l l . | 63 61           |           |               |
|                            |                      |                 |                   |                      |                      | 206                       | H La Sal l e       | 70 60           |           |               |
|                            |                      |                 |                   |                      |                      | 212                       | H Rhode Isl and    | 72 59           |           |               |
|                            |                      |                 |                   |                      |                      | 230                       | A Bradl ey         | 65 77           |           |               |
|                            |                      |                 |                   |                      |                      | 237                       | A Fordham          | 58 70           |           |               |
|                            |                      |                 |                   |                      |                      | 275                       | A Youngstown St.   | 71 80           |           |               |
|                            |                      |                 |                   |                      |                      | 285                       | A St. Bonaventure  | 59 71           |           |               |
|                            |                      |                 |                   |                      |                      | 293                       | H Mi ami (Ohi o)   | 55 62           |           |               |
|                            |                      |                 |                   |                      |                      | 302                       | H Utah St.         | 75 61           |           |               |
|                            |                      |                 |                   |                      |                      | 317                       | H Yal e            | 65 50           |           |               |
| LAST 10 Divi sion I GAMES: |                      |                 |                   |                      |                      |                           |                    |                 |           |               |
| 237                        | A Fordham            | 58 70           | 34                | H Templ e            | 43 62                |                           |                    |                 |           |               |
| 175                        | H Massachusetts      | 61 57           | 29                | A George Washi ngton | 46 84                |                           |                    |                 |           |               |
| 57                         | A Charl otte         | 58 65           | 206               | H La Sal l e         | 70 60                |                           |                    |                 |           |               |
| 144                        | H Day ton            | 67 72           | 285               | A St. Bonaventure    | 59 71                |                           |                    |                 |           |               |
| 212                        | H Rhode Isl and      | 72 59           | 162               | A Duquesne           | 66 67                |                           |                    |                 |           |               |

Non-Div I Games:

St. Louis

|                      |          |                 |       |                   |       |                |          |                      |       |                           |       |          |          |          |       |           |       |               |          |       |
|----------------------|----------|-----------------|-------|-------------------|-------|----------------|----------|----------------------|-------|---------------------------|-------|----------|----------|----------|-------|-----------|-------|---------------|----------|-------|
| Average RPI Win: 233 |          | WON-LOST RECORD |       | WINNING PCT. RANK |       | LAST 10 GAMES  |          | STRENGTH OF SCHEDULE |       | OPP. STRENGTH OF SCHEDULE |       | TEAM RPI |          | ADJ. RPI |       | CONF. RPI |       | ADJ CONF. RPI |          |       |
| DIV. I ONLY          |          | 12- 16          |       | 200               |       | 4- 6           |          | 292                  |       | 253                       |       | 253      |          | 253      |       | 24        |       | 24            |          |       |
| DIV. I NON-CONF.     |          | 5- 8            |       | 208               |       | 0- 0           |          | 241                  |       | 257                       |       | 246      |          | 247      |       | 21        |       | 21            |          |       |
| TOTALS               |          | RPI 1-25        |       | RPI 26-50         |       | W-L RECORDS    |          | RPI 51-100           |       |                           |       | RPI 100+ |          |          |       |           |       |               |          |       |
| 12- 16               |          | 0- 0            |       | 0- 0              |       | OVERALL        |          | 0- 0                 |       |                           |       | 12- 16   |          |          |       |           |       |               |          |       |
| 8- 6                 |          | 0- 0            |       | 0- 0              |       | HOME           |          | 0- 0                 |       |                           |       | 8- 6     |          |          |       |           |       |               |          |       |
| 4- 9                 |          | 0- 0            |       | 0- 0              |       | AWAY           |          | 0- 0                 |       |                           |       | 4- 9     |          |          |       |           |       |               |          |       |
| 0- 1                 |          | 0- 0            |       | 0- 0              |       | NEUTRAL        |          | 0- 0                 |       |                           |       | 0- 1     |          |          |       |           |       |               |          |       |
| 5- 8                 |          | 0- 0            |       | 0- 0              |       | NON-CONFERENCE |          | 0- 0                 |       |                           |       | 5- 8     |          |          |       |           |       |               |          |       |
| 4- 3                 |          | 0- 0            |       | 0- 0              |       | HOME           |          | 0- 0                 |       |                           |       | 4- 3     |          |          |       |           |       |               |          |       |
| 1- 5                 |          | 0- 0            |       | 0- 0              |       | AWAY           |          | 0- 0                 |       |                           |       | 1- 5     |          |          |       |           |       |               |          |       |
| 0- 0                 |          | 0- 0            |       | 0- 0              |       | NEUTRAL        |          | 0- 0                 |       |                           |       | 0- 0     |          |          |       |           |       |               |          |       |
| 7- 8                 |          | 0- 0            |       | 0- 0              |       | CONFERENCE     |          | 0- 0                 |       |                           |       | 7- 8     |          |          |       |           |       |               |          |       |
| 4- 3                 |          | 0- 0            |       | 0- 0              |       | HOME           |          | 0- 0                 |       |                           |       | 4- 3     |          |          |       |           |       |               |          |       |
| 3- 4                 |          | 0- 0            |       | 0- 0              |       | AWAY           |          | 0- 0                 |       |                           |       | 3- 4     |          |          |       |           |       |               |          |       |
| 0- 1                 |          | 0- 0            |       | 0- 0              |       | NEUTRAL        |          | 0- 0                 |       |                           |       | 0- 1     |          |          |       |           |       |               |          |       |
| RPI 1-25             |          | RPI 26-50       |       | RPI 51-100        |       | RPI 101+       |          | Team's RPI : 253     |       |                           |       |          |          |          |       |           |       |               |          |       |
| RPI S                | Opponent | Score           | RPI S | Opponent          | Score | RPI S          | Opponent | Score                | RPI S | Opponent                  | Score | RPI S    | Opponent | Score    | RPI S | Opponent  | Score | RPI S         | Opponent | Score |
|                      |          |                 |       |                   |       |                |          |                      |       |                           |       |          |          |          |       |           |       |               |          |       |
|                      |          |                 |       |                   |       |                |          |                      |       |                           |       |          |          |          |       |           |       |               |          |       |
|                      |          |                 |       |                   |       |                |          |                      |       |                           |       |          |          |          |       |           |       |               |          |       |
|                      |          |                 |       |                   |       |                |          |                      |       |                           |       |          |          |          |       |           |       |               |          |       |
|                      |          |                 |       |                   |       |                |          |                      |       |                           |       |          |          |          |       |           |       |               |          |       |
|                      |          |                 |       |                   |       |                |          |                      |       |                           |       |          |          |          |       |           |       |               |          |       |
|                      |          |                 |       |                   |       |                |          |                      |       |                           |       |          |          |          |       |           |       |               |          |       |
|                      |          |                 |       |                   |       |                |          |                      |       |                           |       |          |          |          |       |           |       |               |          |       |
|                      |          |                 |       |                   |       |                |          |                      |       |                           |       |          |          |          |       |           |       |               |          |       |
|                      |          |                 |       |                   |       |                |          |                      |       |                           |       |          |          |          |       |           |       |               |          |       |
|                      |          |                 |       |                   |       |                |          |                      |       |                           |       |          |          |          |       |           |       |               |          |       |
|                      |          |                 |       |                   |       |                |          |                      |       |                           |       |          |          |          |       |           |       |               |          |       |
|                      |          |                 |       |                   |       |                |          |                      |       |                           |       |          |          |          |       |           |       |               |          |       |
|                      |          |                 |       |                   |       |                |          |                      |       |                           |       |          |          |          |       |           |       |               |          |       |
|                      |          |                 |       |                   |       |                |          |                      |       |                           |       |          |          |          |       |           |       |               |          |       |
|                      |          |                 |       |                   |       |                |          |                      |       |                           |       |          |          |          |       |           |       |               |          |       |
|                      |          |                 |       |                   |       |                |          |                      |       |                           |       |          |          |          |       |           |       |               |          |       |
|                      |          |                 |       |                   |       |                |          |                      |       |                           |       |          |          |          |       |           |       |               |          |       |
|                      |          |                 |       |                   |       |                |          |                      |       |                           |       |          |          |          |       |           |       |               |          |       |
|                      |          |                 |       |                   |       |                |          |                      |       |                           |       |          |          |          |       |           |       |               |          |       |
|                      |          |                 |       |                   |       |                |          |                      |       |                           |       |          |          |          |       |           |       |               |          |       |
|                      |          |                 |       |                   |       |                |          |                      |       |                           |       |          |          |          |       |           |       |               |          |       |
|                      |          |                 |       |                   |       |                |          |                      |       |                           |       |          |          |          |       |           |       |               |          |       |
|                      |          |                 |       |                   |       |                |          |                      |       |                           |       |          |          |          |       |           |       |               |          |       |
|                      |          |                 |       |                   |       |                |          |                      |       |                           |       |          |          |          |       |           |       |               |          |       |
|                      |          |                 |       |                   |       |                |          |                      |       |                           |       |          |          |          |       |           |       |               |          |       |
|                      |          |                 |       |                   |       |                |          |                      |       |                           |       |          |          |          |       |           |       |               |          |       |
|                      |          |                 |       |                   |       |                |          |                      |       |                           |       |          |          |          |       |           |       |               |          |       |
|                      |          |                 |       |                   |       |                |          |                      |       |                           |       |          |          |          |       |           |       |               |          |       |
|                      |          |                 |       |                   |       |                |          |                      |       |                           |       |          |          |          |       |           |       |               |          |       |
|                      |          |                 |       |                   |       |                |          |                      |       |                           |       |          |          |          |       |           |       |               |          |       |
|                      |          |                 |       |                   |       |                |          |                      |       |                           |       |          |          |          |       |           |       |               |          |       |
|                      |          |                 |       |                   |       |                |          |                      |       |                           |       |          |          |          |       |           |       |               |          |       |
|                      |          |                 |       |                   |       |                |          |                      |       |                           |       |          |          |          |       |           |       |               |          |       |
|                      |          |                 |       |                   |       |                |          |                      |       |                           |       |          |          |          |       |           |       |               |          |       |
|                      |          |                 |       |                   |       |                |          |                      |       |                           |       |          |          |          |       |           |       |               |          |       |
|                      |          |                 |       |                   |       |                |          |                      |       |                           |       |          |          |          |       |           |       |               |          |       |
|                      |          |                 |       |                   |       |                |          |                      |       |                           |       |          |          |          |       |           |       |               |          |       |
|                      |          |                 |       |                   |       |                |          |                      |       |                           |       |          |          |          |       |           |       |               |          |       |
|                      |          |                 |       |                   |       |                |          |                      |       |                           |       |          |          |          |       |           |       |               |          |       |

St. Mary's (Cal.)

St. Mary's (Cal.)

### Non-Div I Games:

St. Mary's (Cal.)

Loss, Non-Conf, S Site, H Home A Away N Neutral

|                      |              |                 |  |                   |                |                |  |                      |                 |                           |  |          |          |          |  |           |  |               |  |
|----------------------|--------------|-----------------|--|-------------------|----------------|----------------|--|----------------------|-----------------|---------------------------|--|----------|----------|----------|--|-----------|--|---------------|--|
| Average RPI Win: 237 |              | WON-LOST RECORD |  | WINNING PCT. RANK |                | LAST 10 GAMES  |  | STRENGTH OF SCHEDULE |                 | OPP. STRENGTH OF SCHEDULE |  | TEAM RPI |          | ADJ. RPI |  | CONF. RPI |  | ADJ CONF. RPI |  |
| DIV. I ONLY          |              | 13- 15          |  | 182               |                | 6- 4           |  | 259                  |                 | 241                       |  | 213      |          | 215      |  | 19        |  | 19            |  |
| DIV. I NON-CONF.     |              | 4- 5            |  | 180               |                | 0- 0           |  | 149                  |                 | 208                       |  | 174      |          | 174      |  | 18        |  | 18            |  |
| TOTALS               |              | RPI 1-25        |  | RPI 26-50         |                | W-L RECORDS    |  | RPI 51-100           |                 | RPI 100+                  |  |          |          |          |  |           |  |               |  |
| 13- 15               |              | 0- 0            |  | 0- 2              |                | OVERALL        |  | 1- 2                 |                 | 12- 11                    |  |          |          |          |  |           |  |               |  |
| 9- 5                 |              | 0- 0            |  | 0- 1              |                | HOME           |  | 1- 0                 |                 | 8- 4                      |  |          |          |          |  |           |  |               |  |
| 4- 9                 |              | 0- 0            |  | 0- 1              |                | AWAY           |  | 0- 2                 |                 | 4- 6                      |  |          |          |          |  |           |  |               |  |
| 0- 1                 |              | 0- 0            |  | 0- 0              |                | NEUTRAL        |  | 0- 0                 |                 | 0- 1                      |  |          |          |          |  |           |  |               |  |
| 4- 5                 |              | 0- 0            |  | 0- 2              |                | NON-CONFERENCE |  | 0- 1                 |                 | 4- 2                      |  |          |          |          |  |           |  |               |  |
| 3- 2                 |              | 0- 0            |  | 0- 1              |                | HOME           |  | 0- 0                 |                 | 3- 1                      |  |          |          |          |  |           |  |               |  |
| 1- 3                 |              | 0- 0            |  | 0- 1              |                | AWAY           |  | 0- 1                 |                 | 1- 1                      |  |          |          |          |  |           |  |               |  |
| 0- 0                 |              | 0- 0            |  | 0- 0              |                | NEUTRAL        |  | 0- 0                 |                 | 0- 0                      |  |          |          |          |  |           |  |               |  |
| 9- 10                |              | 0- 0            |  | 0- 0              |                | CONFERENCE     |  | 1- 1                 |                 | 8- 9                      |  |          |          |          |  |           |  |               |  |
| 6- 3                 |              | 0- 0            |  | 0- 0              |                | HOME           |  | 1- 0                 |                 | 5- 3                      |  |          |          |          |  |           |  |               |  |
| 3- 6                 |              | 0- 0            |  | 0- 0              |                | AWAY           |  | 0- 1                 |                 | 3- 5                      |  |          |          |          |  |           |  |               |  |
| 0- 1                 |              | 0- 0            |  | 0- 0              |                | NEUTRAL        |  | 0- 0                 |                 | 0- 1                      |  |          |          |          |  |           |  |               |  |
| RPI 1-25             |              | RPI 26-50       |  | RPI 51-100        |                | RPI 101+       |  | Team's RPI: 215      |                 |                           |  |          |          |          |  |           |  |               |  |
| RPI S                | Opponent     | Score           |  | RPI S             | Opponent       | Score          |  | RPI S                | Opponent        | Score                     |  | RPI S    | Opponent | Score    |  |           |  |               |  |
| 30                   | H Kansas St. | 64 72           |  | 71                | A Marist       | 43 60          |  | 114                  | A Iona          | 71 73                     |  |          |          |          |  |           |  |               |  |
| 38                   | A Texas A&M  | 36 77           |  | 71                | H Marist       | 84 74          |  | 114                  | H Iona          | 57 72                     |  |          |          |          |  |           |  |               |  |
|                      |              |                 |  | 89                | A Sacred Heart | 54 82          |  | 115                  | A Loyol a (Md.) | 54 69                     |  |          |          |          |  |           |  |               |  |
|                      |              |                 |  |                   |                |                |  | 115                  | H Loyol a (Md.) | 60 57                     |  |          |          |          |  |           |  |               |  |
|                      |              |                 |  |                   |                |                |  | 129                  | A Cani si us    | 65 72                     |  |          |          |          |  |           |  |               |  |
|                      |              |                 |  |                   |                |                |  | 129                  | H Cani si us    | 57 65                     |  |          |          |          |  |           |  |               |  |
|                      |              |                 |  |                   |                |                |  | 150                  | A Hol y Cross   | 56 65                     |  |          |          |          |  |           |  |               |  |
|                      |              |                 |  |                   |                |                |  | 196                  | A Seton Hal l   | 75 59                     |  |          |          |          |  |           |  |               |  |
|                      |              |                 |  |                   |                |                |  | 216                  | A Manhattan     | 65 60                     |  |          |          |          |  |           |  |               |  |
|                      |              |                 |  |                   |                |                |  | 216                  | H Manhattan     | 63 49                     |  |          |          |          |  |           |  |               |  |
|                      |              |                 |  |                   |                |                |  | 219                  | H Monmouth      | 71 72                     |  |          |          |          |  |           |  |               |  |
|                      |              |                 |  |                   |                |                |  | 228                  | H Provi dence   | 54 46                     |  |          |          |          |  |           |  |               |  |
|                      |              |                 |  |                   |                |                |  | 229                  | A Si ena        | 68 76                     |  |          |          |          |  |           |  |               |  |
|                      |              |                 |  |                   |                |                |  | 229                  | H Si ena        | 59 44                     |  |          |          |          |  |           |  |               |  |
|                      |              |                 |  |                   |                |                |  | 236                  | H Howard        | 75 67                     |  |          |          |          |  |           |  |               |  |
|                      |              |                 |  |                   |                |                |  | 238                  | A Fai rfi el d  | 64 69                     |  |          |          |          |  |           |  |               |  |
|                      |              |                 |  |                   |                |                |  | 238                  | H Fai rfi el d  | 65 73                     |  |          |          |          |  |           |  |               |  |
|                      |              |                 |  |                   |                |                |  | 305                  | H Ameri can     | 68 54                     |  |          |          |          |  |           |  |               |  |
|                      |              |                 |  |                   |                |                |  | 315                  | A Ri der        | 81 65                     |  |          |          |          |  |           |  |               |  |
|                      |              |                 |  |                   |                |                |  | 315                  | H Ri der        | 67 53                     |  |          |          |          |  |           |  |               |  |
|                      |              |                 |  |                   |                |                |  | 322                  | A Ni agara      | 64 46                     |  |          |          |          |  |           |  |               |  |
|                      |              |                 |  |                   |                |                |  | 322                  | H Ni agara      | 76 61                     |  |          |          |          |  |           |  |               |  |
|                      |              |                 |  |                   |                |                |  | 322                  | N Ni agara      | 59 65                     |  |          |          |          |  |           |  |               |  |
|                      |              |                 |  | LAST 10 Div       |                | sion I GAMES:  |  |                      |                 |                           |  |          |          |          |  |           |  |               |  |
|                      |              |                 |  | 322               | N Ni agara     | 59 65          |  | 315                  | A Ri der        | 81 65                     |  |          |          |          |  |           |  |               |  |
|                      |              |                 |  | 229               | H Si ena       | 59 44          |  | 322                  | H Ni agara      | 76 61                     |  |          |          |          |  |           |  |               |  |
|                      |              |                 |  | 216               | H Manhattan    | 63 49          |  | 114                  | A Iona          | 71 73                     |  |          |          |          |  |           |  |               |  |
|                      |              |                 |  | 322               | A Ni agara     | 64 46          |  | 315                  | H Ri der        | 67 53                     |  |          |          |          |  |           |  |               |  |
|                      |              |                 |  | 129               | A Cani si us   | 65 72          |  | 229                  | A Si ena        | 68 76                     |  |          |          |          |  |           |  |               |  |

St. Peter's

Non-Div I Games:

St. Peter's

Loss, 
Non-Conf, S Site, 
H Home
A Away 
N Neutral





[illegible]

Steph en F. Au st in

S  
t  
e  
p  
h  
e  
n  
F  
.  
A  
u  
s  
t  
i  
n

### Non-Div I Games:

Stephen F. Austin

■ Loss, ■ Non-Conf, S Site, H Home A Away N Neutral



| STANDINGS                       |                  |                 |                   |                        | THROUGH GAMES OF 2000 FINAL |                           |                    |          |           |                    |       |
|---------------------------------|------------------|-----------------|-------------------|------------------------|-----------------------------|---------------------------|--------------------|----------|-----------|--------------------|-------|
| Average RPI Win: 151            |                  | WON-LOST RECORD | WINNING PCT. RANK | LAST 10 GAMES          | STRENGTH OF SCHEDULE        | OPP. STRENGTH OF SCHEDULE | TEAM RPI           | ADJ. RPI | CONF. RPI | ADJ CONF. RPI      |       |
| DIV. I ONLY                     |                  | 20- 10          | 64                | 7- 3                   | 30                          | 127                       | 44                 | 46       | 10        | 11                 |       |
| DIV. I NON-CONF.                |                  | 7- 5            | 118               | 0- 1                   | 6                           | 130                       | 23                 | 23       | 12        | 13                 |       |
| <hr/>                           |                  |                 |                   |                        |                             |                           |                    |          |           |                    |       |
| TOTALS                          |                  | RPI 1-25        |                   | RPI 26-50              | W-L RECORDS                 |                           | RPI 51-100         |          | RPI 100+  |                    |       |
| 20- 10                          |                  | 0- 1            |                   | 2- 3                   | OVERALL                     |                           | 3- 3               |          | 15- 3     |                    |       |
| 11- 2                           |                  | 0- 1            |                   | 2- 0                   | HOME                        |                           | 2- 0               |          | 7- 1      |                    |       |
| 7- 7                            |                  | 0- 0            |                   | 0- 3                   | AWAY                        |                           | 0- 2               |          | 7- 2      |                    |       |
| 2- 1                            |                  | 0- 0            |                   | 0- 0                   | NEUTRAL                     |                           | 1- 1               |          | 1- 0      |                    |       |
| 7- 5                            |                  | 0- 1            |                   | 1- 2                   | NON-CONFERENCE              |                           | 2- 1               |          | 4- 1      |                    |       |
| 4- 1                            |                  | 0- 1            |                   | 1- 0                   | HOME                        |                           | 1- 0               |          | 2- 0      |                    |       |
| 2- 4                            |                  | 0- 0            |                   | 0- 2                   | AWAY                        |                           | 0- 1               |          | 2- 1      |                    |       |
| 1- 0                            |                  | 0- 0            |                   | 0- 0                   | NEUTRAL                     |                           | 1- 0               |          | 0- 0      |                    |       |
| 13- 5                           |                  | 0- 0            |                   | 1- 1                   | CONFERENCE                  |                           | 1- 2               |          | 11- 2     |                    |       |
| 7- 1                            |                  | 0- 0            |                   | 1- 0                   | HOME                        |                           | 1- 0               |          | 5- 1      |                    |       |
| 5- 3                            |                  | 0- 0            |                   | 0- 1                   | AWAY                        |                           | 0- 1               |          | 5- 1      |                    |       |
| 1- 1                            |                  | 0- 0            |                   | 0- 0                   | NEUTRAL                     |                           | 0- 1               |          | 1- 0      |                    |       |
| <hr/>                           |                  |                 |                   |                        |                             |                           |                    |          |           |                    |       |
| RPI 1-25                        |                  | RPI 26-50       |                   | Team's RPI: 46         |                             | RPI 51-100                |                    | RPI 101+ |           |                    |       |
| RPI S                           | Opponent         | Score           | RPI S             | Opponent               | Score                       | RPI S                     | Opponent           | Score    | RPI S     | Opponent           | Score |
| 22                              | H Bri gham Young | 54 77           | 28                | A Hartford             | 64 82                       | 76                        | A Hofstra          | 65 92    | 111       | A Qui nni pi ac    | 87 61 |
|                                 |                  |                 | 28                | H Hartford             | 67 54                       | 77                        | H Dartmouth        | 71 64    | 112       | A Bi nghamton      | 64 65 |
|                                 |                  |                 | 29                | A George Washi ngton   | 55 77                       | 79                        | A Boston U.        | 64 72    | 112       | H Bi nghamton      | 68 53 |
|                                 |                  |                 | 31                | A St. John' s (N. Y. ) | 60 79                       | 79                        | H Boston U.        | 72 54    | 124       | H Del aware St.    | 70 59 |
|                                 |                  |                 | 34                | H Temple               | 58 56                       | 79                        | N Boston U.        | 74 76    | 126       | A Bucknel l        | 65 56 |
|                                 |                  |                 |                   |                        |                             | 81                        | N Arkansas St.     | 79 74    | 126       | H Bucknel l        | 81 72 |
|                                 |                  |                 |                   |                        |                             |                           |                    |          | 136       | A Brown            | 62 71 |
|                                 |                  |                 |                   |                        |                             |                           |                    |          | 160       | A New Hampshi re   | 72 69 |
|                                 |                  |                 |                   |                        |                             |                           |                    |          | 160       | H New Hampshi re   | 62 56 |
|                                 |                  |                 |                   |                        |                             |                           |                    |          | 176       | A UMBC             | 62 46 |
|                                 |                  |                 |                   |                        |                             |                           |                    |          | 176       | H UMBC             | 48 70 |
|                                 |                  |                 |                   |                        |                             |                           |                    |          | 200       | A Vermont          | 81 74 |
|                                 |                  |                 |                   |                        |                             |                           |                    |          | 200       | H Vermont          | 67 57 |
|                                 |                  |                 |                   |                        |                             |                           |                    |          | 200       | N Vermont          | 59 52 |
|                                 |                  |                 |                   |                        |                             |                           |                    |          | 221       | A Mai ne           | 84 70 |
|                                 |                  |                 |                   |                        |                             |                           |                    |          | 221       | H Mai ne           | 65 49 |
|                                 |                  |                 |                   |                        |                             |                           |                    |          | 289       | A Al bany (N. Y. ) | 68 46 |
|                                 |                  |                 |                   |                        |                             |                           |                    |          | 289       | H Al bany (N. Y. ) | 80 71 |
| <hr/>                           |                  |                 |                   |                        |                             |                           |                    |          |           |                    |       |
| LAST 10 Di v i s i o n I GAMES: |                  |                 |                   |                        |                             |                           |                    |          |           |                    |       |
| 76                              |                  | A Hofstra       | 65                | 92                     | 289                         |                           | H Al bany (N. Y. ) | 80       | 71        |                    |       |
| 79                              |                  | N Boston U.     | 74                | 76                     | 28                          |                           | H Hartford         | 67       | 54        |                    |       |
| 200                             |                  | N Vermont       | 59                | 52                     | 79                          |                           | A Boston U.        | 64       | 72        |                    |       |
| 221                             |                  | A Mai ne        | 84                | 70                     | 160                         |                           | H New Hampshi re   | 62       | 56        |                    |       |
| 176                             |                  | A UMBC          | 62                | 46                     | 112                         |                           | H Bi nghamton      | 68       | 53        |                    |       |

### Non-Div l Games:

Stony Brook

Loss, Non-Conf, S Site, H Home A Away N Neutral

## Syracuse

Average RPI Win:

224

Average RPI Loss:

76

WON-LOST  
RECORDWINNING  
PCT. RANKLAST 10  
GAMESSTRENGTH OF  
SCHEDULEOPP. STRENGTH  
OF SCHEDULETEAM  
RPIADJ.  
RPICONF.  
RPIADJ CONF.  
RPI

DIV. I ONLY

9- 18

247

2- 8

89

84

180

179

4

4

DIV. I NON-CONF.

7- 4

94

0- 0

243

300

150

153

5

6

TOTALS

RPI 1-25

RPI 26-50

W-L RECORDS

RPI 51-100

RPI 100+

9- 18

0- 3

0- 5

OVERALL

0- 6

9- 4

2- 11

0- 1

0- 3

HOME

0- 4

2- 3

7- 7

0- 2

0- 2

AWAY

0- 2

7- 1

0- 0

0- 0

0- 0

NEUTRAL

0- 0

0- 0

7- 4

0- 0

0- 0

NON-CONFERENCE

0- 1

7- 3

2- 3

0- 0

0- 0

HOME

0- 1

2- 2

5- 1

0- 0

0- 0

AWAY

0- 0

5- 1

0- 0

0- 0

0- 0

NEUTRAL

0- 0

0- 0

2- 14

0- 3

0- 5

CONFERENCE

0- 5

2- 1

0- 8

0- 1

0- 3

HOME

0- 3

0- 1

2- 6

0- 2

0- 2

AWAY

0- 2

2- 0

0- 0

0- 0

0- 0

NEUTRAL

0- 0

0- 0

RPI 1-25

RPI 26-50

RPI 51-100

RPI 101+

Team's RPI: 179

RPI S Opponent

Score

RPI S Opponent

Score

RPI S Opponent

Score

RPI S Opponent

Score

5 Connecticut 36

9 Rutgers 43

13 DePaul 57

31 St. John's (N. Y.) 53

37 Notre Dame 55

40 Villanova 55

48 Marquette 57

50 South Fla. 55

53 Louisville 48

53 Louisville 73

56 Pittsburgh 55

74 Cincinnati 43

89 Sacred Heart 57

92 West Virginia 52

111 Quinnipiac 63

112 Binghamton 52

129 Canisius 91 73

175 Massachusetts 81 76

178 Georgetown 51

196 Seton Hall 64 56

216 Manhattan 65 61

228 Providence 77 76

246 Buffalo 64 63

269 Colgate 92 56

270 Cornell 70 69

289 Albany (N. Y.) 70 52

322 Niagara 45

LAST 10 Division I GAMES:

13 DePaul 57

31 St. John's (N. Y.) 53

5 Connecticut 36

9 Rutgers 43

53 Louisville 48

178 Georgetown 51

37 Notre Dame 55

228 Providence 77 76

196 Seton Hall 64 56

74 Cincinnati 43

Syracuse

Syracuse

Non-Div I Games:

Syracuse

Loss, Non-Conf, S Site, Home Away N Neutral

TCU

Average RPI Win: 155  
Average RPI Loss: 44

WON-LOST  
RECORD

WINNING  
PCT. RANK

LAST 10  
GAMES

STRENGTH OF  
SCHEDULE

OPP. STRENGTH  
OF SCHEDULE

TEAM  
RPI

ADJ.  
RPI

CONF.  
RPI

ADJ CONF.  
RPI

|                  |       |    |      |    |    |    |    |    |    |
|------------------|-------|----|------|----|----|----|----|----|----|
| DIV. I ONLY      | 24- 8 | 30 | 7- 3 | 62 | 85 | 39 | 34 | 11 | 10 |
| DIV. I NON-CONF. | 9- 4  | 74 | 0- 1 | 51 | 30 | 37 | 33 | 9  | 9  |

| TOTALS | RPI 1-25 | RPI 26-50 | W-L RECORDS    | RPI 51-100 | RPI 100+ |
|--------|----------|-----------|----------------|------------|----------|
| 24- 8  | 2- 1     | 2- 5      | OVERALL        | 3- 1       | 17- 1    |
| 10- 3  | 1- 1     | 1- 2      | HOME           | 2- 0       | 6- 0     |
| 10- 4  | 1- 0     | 0- 2      | AWAY           | 1- 1       | 8- 1     |
| 4- 1   | 0- 0     | 1- 1      | NEUTRAL        | 0- 0       | 3- 0     |
| 9- 4   | 2- 1     | 1- 3      | NON-CONFERENCE | 0- 0       | 6- 0     |
| 3- 2   | 1- 1     | 1- 1      | HOME           | 0- 0       | 1- 0     |
| 5- 1   | 1- 0     | 0- 1      | AWAY           | 0- 0       | 4- 0     |
| 1- 1   | 0- 0     | 0- 1      | NEUTRAL        | 0- 0       | 1- 0     |
| 15- 4  | 0- 0     | 1- 2      | CONFERENCE     | 3- 1       | 11- 1    |
| 7- 1   | 0- 0     | 0- 1      | HOME           | 2- 0       | 5- 0     |
| 5- 3   | 0- 0     | 0- 1      | AWAY           | 1- 1       | 4- 1     |
| 3- 0   | 0- 0     | 1- 0      | NEUTRAL        | 0- 0       | 2- 0     |

RPI S Opponent Score

2 H Tennessee 50 75

9 A Rutgers 48 47

12 H Georgia 69 66

RPI S Opponent Score

28 N Hartford 58 64

29 A George Washington 41 58

29 H George Washington 50 55

29 N George Washington 59 54

33 H Florida 55 58

40 H Villanova 52 43

46 A Stony Brook 56 58

RPI S Opponent Score

51 A Xavier 67 62

57 H Charlotte 77 69

67 A St. Joseph's 64 65

67 H St. Joseph's 59 53

RPI S Opponent Score

118 A Richmond 54 56

118 H Richmond 65 46

122 H Drexel 66 54

144 A Dayton 70 36

144 N Dayton 70 55

145 A Oregon 51 46

162 H Duquesne 79 44

162 N Duquesne 76 63

175 H Massachusetts 85 50

206 A La Salle 66 64

212 A Rhode Island 91 79

223 N Michigan 65 48

237 H Fordham 61 47

247 A Md. -East. Shore 60 53

280 A St. Louis 62 43

285 H St. Bonaventure 74 65

297 A Hampton 81 38

304 A Penn 72 53

LAST 10 Division I GAMES:

|                              |                              |
|------------------------------|------------------------------|
| 28 N Hartford 58 64          | 29 H George Washington 50 55 |
| 29 N George Washington 59 54 | 144 A Dayton 70 36           |
| 162 N Duquesne 76 63         | 67 H St. Joseph's 59 53      |
| 144 N Dayton 70 55           | 118 A Richmond 54 56         |
| 212 A Rhode Island 91 79     | 280 A St. Louis 62 43        |

Non-Div I Games:

Temple

Loss, Non-Conf, S Site, H Home A Away N Neutral

| Average RPI Win: 262 |          |         |  | WON-LOST RECORD |    | WINNING PCT. RANK         |          | LAST 10 GAMES     |  | STRENGTH OF SCHEDULE |    | OPP. STRENGTH OF SCHEDULE |          | TEAM RPI          |  | ADJ. RPI |    | CONF. RPI |          | ADJ CONF. RPI    |  |       |    |
|----------------------|----------|---------|--|-----------------|----|---------------------------|----------|-------------------|--|----------------------|----|---------------------------|----------|-------------------|--|----------|----|-----------|----------|------------------|--|-------|----|
| DIV. I ONLY          |          |         |  | 7- 19           |    | 285                       |          | 3- 7              |  | 286                  |    | 220                       |          | 297               |  | 296      |    | 22        |          | 22               |  |       |    |
| DIV. I NON-CONF.     |          |         |  | 1- 5            |    | 294                       |          | 0- 0              |  | 282                  |    | 92                        |          | 312               |  | 311      |    | 23        |          | 22               |  |       |    |
| TOTALS               |          |         |  | RPI 1-25        |    | RPI 26-50                 |          | W-L RECORDS       |  | RPI 51-100           |    |                           |          | RPI 100+          |  |          |    |           |          |                  |  |       |    |
| 7- 19                |          |         |  | 0- 1            |    | 0- 1                      |          | OVERALL           |  | 0- 4                 |    |                           |          | 7- 13             |  |          |    |           |          |                  |  |       |    |
| 6- 6                 |          |         |  | 0- 1            |    | 0- 0                      |          | HOME              |  | 0- 2                 |    |                           |          | 6- 3              |  |          |    |           |          |                  |  |       |    |
| 1- 12                |          |         |  | 0- 0            |    | 0- 1                      |          | AWAY              |  | 0- 2                 |    |                           |          | 1- 9              |  |          |    |           |          |                  |  |       |    |
| 0- 1                 |          |         |  | 0- 0            |    | 0- 0                      |          | NEUTRAL           |  | 0- 0                 |    |                           |          | 0- 1              |  |          |    |           |          |                  |  |       |    |
| 1- 5                 |          |         |  | 0- 1            |    | 0- 1                      |          | NON-CONFERENCE    |  | 0- 0                 |    |                           |          | 1- 3              |  |          |    |           |          |                  |  |       |    |
| 1- 1                 |          |         |  | 0- 1            |    | 0- 0                      |          | HOME              |  | 0- 0                 |    |                           |          | 1- 0              |  |          |    |           |          |                  |  |       |    |
| 0- 3                 |          |         |  | 0- 0            |    | 0- 1                      |          | AWAY              |  | 0- 0                 |    |                           |          | 0- 2              |  |          |    |           |          |                  |  |       |    |
| 0- 1                 |          |         |  | 0- 0            |    | 0- 0                      |          | NEUTRAL           |  | 0- 0                 |    |                           |          | 0- 1              |  |          |    |           |          |                  |  |       |    |
| 6- 14                |          |         |  | 0- 0            |    | 0- 0                      |          | CONFERENCE        |  | 0- 4                 |    |                           |          | 6- 10             |  |          |    |           |          |                  |  |       |    |
| 5- 5                 |          |         |  | 0- 0            |    | 0- 0                      |          | HOME              |  | 0- 2                 |    |                           |          | 5- 3              |  |          |    |           |          |                  |  |       |    |
| 1- 9                 |          |         |  | 0- 0            |    | 0- 0                      |          | AWAY              |  | 0- 2                 |    |                           |          | 1- 7              |  |          |    |           |          |                  |  |       |    |
| 0- 0                 |          |         |  | 0- 0            |    | 0- 0                      |          | NEUTRAL           |  | 0- 0                 |    |                           |          | 0- 0              |  |          |    |           |          |                  |  |       |    |
| RPI 1-25             |          |         |  | RPI 26-50       |    | RPI 51-100                |          | RPI 101+          |  | Team's RPI: 296      |    |                           |          |                   |  |          |    |           |          |                  |  |       |    |
| RPI S                | Opponent |         |  | Score           |    | RPI S                     | Opponent |                   |  | Score                |    | RPI S                     | Opponent |                   |  | Score    |    | RPI S     | Opponent |                  |  | Score |    |
| 12                   | H        | Georgia |  | 47              | 81 | 50                        | A        | South Fla.        |  | 44                   | 78 | 78                        | A        | Tennessee Tech    |  | 43       | 66 | 109       | A        | Samford          |  | 50    | 59 |
|                      |          |         |  |                 |    |                           |          |                   |  |                      |    | 78                        | H        | Tennessee Tech    |  | 41       | 48 | 109       | H        | Samford          |  | 58    | 50 |
|                      |          |         |  |                 |    |                           |          |                   |  |                      |    | 88                        | A        | Southeast Mo. St. |  | 52       | 67 | 144       | A        | Dayton           |  | 62    | 76 |
|                      |          |         |  |                 |    |                           |          |                   |  |                      |    | 88                        | H        | Southeast Mo. St. |  | 49       | 54 | 174       | A        | Austin Peay      |  | 59    | 62 |
|                      |          |         |  |                 |    |                           |          |                   |  |                      |    |                           |          |                   |  |          |    | 174       | H        | Austin Peay      |  | 49    | 61 |
|                      |          |         |  |                 |    |                           |          |                   |  |                      |    |                           |          |                   |  |          |    | 206       | N        | La Salle         |  | 55    | 72 |
|                      |          |         |  |                 |    |                           |          |                   |  |                      |    |                           |          |                   |  |          |    | 207       | A        | Morehead St.     |  | 52    | 62 |
|                      |          |         |  |                 |    |                           |          |                   |  |                      |    |                           |          |                   |  |          |    | 207       | H        | Morehead St.     |  | 48    | 58 |
|                      |          |         |  |                 |    |                           |          |                   |  |                      |    |                           |          |                   |  |          |    | 213       | A        | Murray St.       |  | 45    | 58 |
|                      |          |         |  |                 |    |                           |          |                   |  |                      |    |                           |          |                   |  |          |    | 213       | H        | Murray St.       |  | 64    | 83 |
|                      |          |         |  |                 |    |                           |          |                   |  |                      |    |                           |          |                   |  |          |    | 250       | A        | Eastern Ky.      |  | 58    | 60 |
|                      |          |         |  |                 |    |                           |          |                   |  |                      |    |                           |          |                   |  |          |    | 250       | H        | Eastern Ky.      |  | 58    | 49 |
|                      |          |         |  |                 |    |                           |          |                   |  |                      |    |                           |          |                   |  |          |    | 256       | A        | Eastern Ill.     |  | 58    | 67 |
|                      |          |         |  |                 |    |                           |          |                   |  |                      |    |                           |          |                   |  |          |    | 256       | H        | Eastern Ill.     |  | 70    | 64 |
|                      |          |         |  |                 |    |                           |          |                   |  |                      |    |                           |          |                   |  |          |    | 263       | A        | Jacksonville St. |  | 55    | 84 |
|                      |          |         |  |                 |    |                           |          |                   |  |                      |    |                           |          |                   |  |          |    | 263       | H        | Jacksonville St. |  | 74    | 66 |
|                      |          |         |  |                 |    |                           |          |                   |  |                      |    |                           |          |                   |  |          |    | 299       | H        | IPFW             |  | 69    | 60 |
|                      |          |         |  |                 |    |                           |          |                   |  |                      |    |                           |          |                   |  |          |    | 309       | A        | Memphis          |  | 50    | 73 |
|                      |          |         |  |                 |    |                           |          |                   |  |                      |    |                           |          |                   |  |          |    | 329       | A        | Tennessee St.    |  | 62    | 56 |
|                      |          |         |  |                 |    |                           |          |                   |  |                      |    |                           |          |                   |  |          |    | 329       | H        | Tennessee St.    |  | 51    | 48 |
|                      |          |         |  |                 |    | LAST 10 Division I GAMES: |          |                   |  |                      |    |                           |          |                   |  |          |    |           |          |                  |  |       |    |
|                      |          |         |  |                 |    | 213                       | A        | Murray St.        |  | 45                   | 58 | 329                       | H        | Tennessee St.     |  | 51       | 48 |           |          |                  |  |       |    |
|                      |          |         |  |                 |    | 88                        | H        | Southeast Mo. St. |  | 49                   | 54 | 88                        | A        | Southeast Mo. St. |  | 52       | 67 |           |          |                  |  |       |    |
|                      |          |         |  |                 |    | 78                        | A        | Tennessee Tech    |  | 43                   | 66 | 78                        | H        | Tennessee Tech    |  | 41       | 48 |           |          |                  |  |       |    |
|                      |          |         |  |                 |    | 207                       | A        | Morehead St.      |  | 52                   | 62 | 250                       | H        | Eastern Ky.       |  | 58       | 49 |           |          |                  |  |       |    |
|                      |          |         |  |                 |    | 256                       | H        | Eastern Ill.      |  | 70                   | 64 | 263                       | A        | Jacksonville St.  |  | 55       | 84 |           |          |                  |  |       |    |

Tenn. - Martin

Non-Div I Games: Ky. Wesleyan 75 63

Tenn. -Martin

Loss, Non-Conf, S Site, H Home A Away N Neutral



|                             |                      |                 |    |                   |                      |                |    |                      |                    |                           |    |            |                      |          |    |           |  |               |  |
|-----------------------------|----------------------|-----------------|----|-------------------|----------------------|----------------|----|----------------------|--------------------|---------------------------|----|------------|----------------------|----------|----|-----------|--|---------------|--|
| Average RPI Win: 65         |                      | WON-LOST RECORD |    | WINNING PCT. RANK |                      | LAST 10 GAMES  |    | STRENGTH OF SCHEDULE |                    | OPP. STRENGTH OF SCHEDULE |    | TEAM RPI   |                      | ADJ. RPI |    | CONF. RPI |  | ADJ CONF. RPI |  |
| Average RPI Loss: 13        |                      |                 |    |                   |                      |                |    |                      |                    |                           |    |            |                      |          |    |           |  |               |  |
| DIV. I ONLY                 |                      | 31- 5           |    | 10                |                      | 8- 2           |    | 1                    |                    | 3                         |    | 2          |                      | 2        |    | 2         |  | 2             |  |
| DIV. I NON-CONF.            |                      | 17- 2           |    | 9                 |                      | 3- 1           |    | 1                    |                    | 3                         |    | 1          |                      | 1        |    | 2         |  | 2             |  |
| TOTALS                      |                      | RPI 1-25        |    | RPI 26-50         |                      | W-L RECORDS    |    | RPI 51-100           |                    | RPI 100+                  |    |            |                      |          |    |           |  |               |  |
| 31- 5                       |                      | 10- 4           |    | 8- 1              |                      | OVERALL        |    | 5- 0                 |                    | 8- 0                      |    |            |                      |          |    |           |  |               |  |
| 12- 2                       |                      | 3- 1            |    | 3- 1              |                      | HOME           |    | 2- 0                 |                    | 4- 0                      |    |            |                      |          |    |           |  |               |  |
| 10- 2                       |                      | 2- 2            |    | 4- 0              |                      | AWAY           |    | 2- 0                 |                    | 2- 0                      |    |            |                      |          |    |           |  |               |  |
| 9- 1                        |                      | 5- 1            |    | 1- 0              |                      | NEUTRAL        |    | 1- 0                 |                    | 2- 0                      |    |            |                      |          |    |           |  |               |  |
| 17- 2                       |                      | 6- 2            |    | 6- 0              |                      | NON-CONFERENCE |    | 1- 0                 |                    | 4- 0                      |    |            |                      |          |    |           |  |               |  |
| 7- 0                        |                      | 2- 0            |    | 2- 0              |                      | HOME           |    | 1- 0                 |                    | 2- 0                      |    |            |                      |          |    |           |  |               |  |
| 4- 1                        |                      | 1- 1            |    | 3- 0              |                      | AWAY           |    | 0- 0                 |                    | 0- 0                      |    |            |                      |          |    |           |  |               |  |
| 6- 1                        |                      | 3- 1            |    | 1- 0              |                      | NEUTRAL        |    | 0- 0                 |                    | 2- 0                      |    |            |                      |          |    |           |  |               |  |
| 14- 3                       |                      | 4- 2            |    | 2- 1              |                      | CONFERENCE     |    | 4- 0                 |                    | 4- 0                      |    |            |                      |          |    |           |  |               |  |
| 5- 2                        |                      | 1- 1            |    | 1- 1              |                      | HOME           |    | 1- 0                 |                    | 2- 0                      |    |            |                      |          |    |           |  |               |  |
| 6- 1                        |                      | 1- 1            |    | 1- 0              |                      | AWAY           |    | 2- 0                 |                    | 2- 0                      |    |            |                      |          |    |           |  |               |  |
| 3- 0                        |                      | 2- 0            |    | 0- 0              |                      | NEUTRAL        |    | 1- 0                 |                    | 0- 0                      |    |            |                      |          |    |           |  |               |  |
| RPI S                       |                      | RPI 1-25        |    | Team's RPI: 2     |                      | RPI S          |    | RPI 26-50            |                    | RPI S                     |    | RPI 51-100 |                      | RPI S    |    | RPI 101+  |  | Score         |  |
| Opponent                    |                      | Score           |    |                   |                      | Opponent       |    | Score                |                    | Opponent                  |    | Score      |                      | Opponent |    | Score     |  |               |  |
| 1                           | N North Carolina     | 63              | 75 | 29                | A George Washi ngton | 59             | 43 | 52                   | H Texas            | 102                       | 61 | 105        | H Pri nceton         | 107      | 39 |           |  |               |  |
| 3                           | A Duke               | 53              | 75 | 29                | N George Washi ngton | 66             | 53 | 82                   | A Mi ssi ssi ppi   | 78                        | 63 | 116        | N Army               | 102      | 54 |           |  |               |  |
| 4                           | N Maryl and          | 80              | 75 | 33                | H Fl ori da          | 93             | 95 | 85                   | H Auburn           | 81                        | 56 | 117        | H Arkansas           | 77       | 37 |           |  |               |  |
| 5                           | H Connecti cut       | 89              | 80 | 34                | A Temple             | 75             | 50 | 85                   | N Auburn           | 77                        | 45 | 133        | A Al abama           | 82       | 65 |           |  |               |  |
| 6                           | H LSU                | 69              | 72 | 35                | A Vanderbil t        | 80             | 68 | 94                   | A South Carol i na | 66                        | 51 | 133        | H Al abama           | 89       | 54 |           |  |               |  |
| 6                           | N LSU                | 63              | 62 | 35                | H Vanderbil t        | 70             | 67 |                      |                    |                           |    | 168        | N Gonzaga            | 79       | 65 |           |  |               |  |
| 9                           | N Rutgers            | 76              | 69 | 37                | A Notre Dame         | 62             | 51 |                      |                    |                           |    | 190        | A Mi ssi ssi ppi St. | 79       | 56 |           |  |               |  |
| 12                          | A Georgi a           | 58              | 55 | 39                | H Chattanooga        | 92             | 50 |                      |                    |                           |    | 273        | H Stetson            | 83       | 33 |           |  |               |  |
| 12                          | H Georgi a           | 94              | 85 | 42                | H Loui si ana Tech   | 83             | 59 |                      |                    |                           |    |            |                      |          |    |           |  |               |  |
| 12                          | N Georgi a           | 89              | 79 |                   |                      |                |    |                      |                    |                           |    |            |                      |          |    |           |  |               |  |
| 14                          | A Stanford           | 74              | 67 |                   |                      |                |    |                      |                    |                           |    |            |                      |          |    |           |  |               |  |
| 17                          | N Mi chi gan St.     | 83              | 55 |                   |                      |                |    |                      |                    |                           |    |            |                      |          |    |           |  |               |  |
| 20                          | H Ol d Domi ni on    | 83              | 67 |                   |                      |                |    |                      |                    |                           |    |            |                      |          |    |           |  |               |  |
| 24                          | A Kentucky           | 63              | 66 |                   |                      |                |    |                      |                    |                           |    |            |                      |          |    |           |  |               |  |
| LAST 10 Divi si on I GAMES: |                      |                 |    |                   |                      |                |    |                      |                    |                           |    |            |                      |          |    |           |  |               |  |
| 1                           | N North Carolina     | 63              | 75 | 12                | N Georgi a           | 89             | 79 |                      |                    |                           |    |            |                      |          |    |           |  |               |  |
| 9                           | N Rutgers            | 76              | 69 | 85                | N Auburn             | 77             | 45 |                      |                    |                           |    |            |                      |          |    |           |  |               |  |
| 29                          | N George Washi ngton | 66              | 53 | 33                | H Fl ori da          | 93             | 95 |                      |                    |                           |    |            |                      |          |    |           |  |               |  |
| 116                         | N Army               | 102             | 54 | 85                | H Auburn             | 81             | 56 |                      |                    |                           |    |            |                      |          |    |           |  |               |  |
| 6                           | N LSU                | 63              | 62 | 133               | A Al abama           | 82             | 65 |                      |                    |                           |    |            |                      |          |    |           |  |               |  |

Non-Div I Games:

Tennessee

|                           |   |                |               |     |                 |   |                   |               |                      |          |                           |                   |          |           |                 |          |                  |    |     |
|---------------------------|---|----------------|---------------|-----|-----------------|---|-------------------|---------------|----------------------|----------|---------------------------|-------------------|----------|-----------|-----------------|----------|------------------|----|-----|
| Average RPI Win:          |   | 0              | Tennessee St. |     | WON-LOST RECORD |   | WINNING PCT. RANK | LAST 10 GAMES | STRENGTH OF SCHEDULE |          | OPP. STRENGTH OF SCHEDULE | TEAM RPI          | ADJ. RPI | CONF. RPI | ADJ CONF. RPI   |          |                  |    |     |
| Average RPI Loss:         |   | 188            |               |     | 0- 27           |   | 332               | 0- 10         | 244                  |          | 266                       | 330               | 329      | 22        | 22              |          |                  |    |     |
| DIV. I ONLY               |   |                |               |     | 0- 7            |   | 322               | 0- 0          | 172                  |          | 258                       | 321               | 321      | 23        | 22              |          |                  |    |     |
| DIV. I NON-CONF.          |   |                |               |     |                 |   |                   |               |                      |          |                           |                   |          |           |                 |          |                  |    |     |
| TOTALS                    |   | RPI 1-25       |               |     | RPI 26-50       |   | W-L RECORDS       |               | RPI 51-100           |          |                           |                   | RPI 100+ |           |                 |          |                  |    |     |
| 0- 27                     |   | 0- 1           |               |     | 0- 0            |   | OVERALL           |               | 0- 5                 |          |                           |                   | 0- 21    |           |                 |          |                  |    |     |
| 0- 10                     |   | 0- 0           |               |     | 0- 0            |   | HOME              |               | 0- 2                 |          |                           |                   | 0- 8     |           |                 |          |                  |    |     |
| 0- 16                     |   | 0- 1           |               |     | 0- 0            |   | AWAY              |               | 0- 3                 |          |                           |                   | 0- 12    |           |                 |          |                  |    |     |
| 0- 1                      |   | 0- 0           |               |     | 0- 0            |   | NEUTRAL           |               | 0- 0                 |          |                           |                   | 0- 1     |           |                 |          |                  |    |     |
| 0- 7                      |   | 0- 1           |               |     | 0- 0            |   | NON-CONFERENCE    |               | 0- 1                 |          |                           |                   | 0- 5     |           |                 |          |                  |    |     |
| 0- 0                      |   | 0- 0           |               |     | 0- 0            |   | HOME              |               | 0- 0                 |          |                           |                   | 0- 0     |           |                 |          |                  |    |     |
| 0- 6                      |   | 0- 1           |               |     | 0- 0            |   | AWAY              |               | 0- 1                 |          |                           |                   | 0- 4     |           |                 |          |                  |    |     |
| 0- 1                      |   | 0- 0           |               |     | 0- 0            |   | NEUTRAL           |               | 0- 0                 |          |                           |                   | 0- 1     |           |                 |          |                  |    |     |
| 0- 20                     |   | 0- 0           |               |     | 0- 0            |   | CONFERENCE        |               | 0- 4                 |          |                           |                   | 0- 16    |           |                 |          |                  |    |     |
| 0- 10                     |   | 0- 0           |               |     | 0- 0            |   | HOME              |               | 0- 2                 |          |                           |                   | 0- 8     |           |                 |          |                  |    |     |
| 0- 10                     |   | 0- 0           |               |     | 0- 0            |   | AWAY              |               | 0- 2                 |          |                           |                   | 0- 8     |           |                 |          |                  |    |     |
| 0- 0                      |   | 0- 0           |               |     | 0- 0            |   | NEUTRAL           |               | 0- 0                 |          |                           |                   | 0- 0     |           |                 |          |                  |    |     |
| RPI S                     |   | RPI 1-25       |               |     | RPI S           |   | RPI 26-50         |               |                      | RPI S    |                           | RPI 51-100        |          |           | RPI S           | RPI 101+ |                  |    |     |
| Opponent                  |   | Score          |               |     | Opponent        |   | Score             |               |                      | Opponent |                           | Score             |          |           | Team's RPI: 329 |          |                  |    |     |
| 24                        | A | Kentucky       | 45            | 105 |                 |   |                   |               |                      | 78       | A                         | Tennessee Tech    | 53       | 79        | 109             | A        | Samford          | 42 | 67  |
|                           |   |                |               |     |                 |   |                   |               |                      | 78       | H                         | Tennessee Tech    | 58       | 71        | 109             | H        | Samford          | 53 | 64  |
|                           |   |                |               |     |                 |   |                   |               |                      | 82       | A                         | Mississippi       | 50       | 90        | 125             | A        | Belmont          | 54 | 75  |
|                           |   |                |               |     |                 |   |                   |               |                      | 88       | A                         | Southeast Mo. St. | 53       | 71        | 174             | A        | Austin Peay      | 68 | 83  |
|                           |   |                |               |     |                 |   |                   |               |                      | 88       | H                         | Southeast Mo. St. | 35       | 78        | 174             | H        | Austin Peay      | 55 | 80  |
|                           |   |                |               |     |                 |   |                   |               |                      |          |                           |                   |          |           | 183             | A        | Marshall         | 57 | 81  |
|                           |   |                |               |     |                 |   |                   |               |                      |          |                           |                   |          |           | 207             | A        | Morehead St.     | 58 | 70  |
|                           |   |                |               |     |                 |   |                   |               |                      |          |                           |                   |          |           | 207             | H        | Morehead St.     | 50 | 64  |
|                           |   |                |               |     |                 |   |                   |               |                      |          |                           |                   |          |           | 210             | A        | Winthrop         | 55 | 60  |
|                           |   |                |               |     |                 |   |                   |               |                      |          |                           |                   |          |           | 213             | A        | Murray St.       | 46 | 96  |
|                           |   |                |               |     |                 |   |                   |               |                      |          |                           |                   |          |           | 213             | H        | Murray St.       | 81 | 96  |
|                           |   |                |               |     |                 |   |                   |               |                      |          |                           |                   |          |           | 250             | A        | Eastern Ky.      | 68 | 78  |
|                           |   |                |               |     |                 |   |                   |               |                      |          |                           |                   |          |           | 250             | H        | Eastern Ky.      | 63 | 68  |
|                           |   |                |               |     |                 |   |                   |               |                      |          |                           |                   |          |           | 256             | A        | Eastern Ill.     | 68 | 106 |
|                           |   |                |               |     |                 |   |                   |               |                      |          |                           |                   |          |           | 256             | H        | Eastern Ill.     | 62 | 77  |
|                           |   |                |               |     |                 |   |                   |               |                      |          |                           |                   |          |           | 263             | A        | Jacksonville St. | 61 | 75  |
|                           |   |                |               |     |                 |   |                   |               |                      |          |                           |                   |          |           | 263             | H        | Jacksonville St. | 47 | 82  |
|                           |   |                |               |     |                 |   |                   |               |                      |          |                           |                   |          |           | 266             | N        | Ohio             | 69 | 74  |
|                           |   |                |               |     |                 |   |                   |               |                      |          |                           |                   |          |           | 296             | A        | Tenn. -Martin    | 48 | 51  |
|                           |   |                |               |     |                 |   |                   |               |                      |          |                           |                   |          |           | 296             | H        | Tenn. -Martin    | 56 | 62  |
|                           |   |                |               |     |                 |   |                   |               |                      |          |                           |                   |          |           | 316             | A        | Ark. -Pine Bluff | 65 | 69  |
| LAST 10 Division I GAMES: |   |                |               |     |                 |   |                   |               |                      |          |                           |                   |          |           |                 |          |                  |    |     |
| 250                       | A | Eastern Ky.    | 68            | 78  | 296             | A | Tenn. -Martin     | 48            | 51                   |          |                           |                   |          |           |                 |          |                  |    |     |
| 207                       | A | Morehead St.   | 58            | 70  | 174             | A | Austin Peay       | 68            | 83                   |          |                           |                   |          |           |                 |          |                  |    |     |
| 213                       | H | Murray St.     | 81            | 96  | 109             | H | Samford           | 53            | 64                   |          |                           |                   |          |           |                 |          |                  |    |     |
| 174                       | H | Austin Peay    | 55            | 80  | 263             | H | Jacksonville St.  | 47            | 82                   |          |                           |                   |          |           |                 |          |                  |    |     |
| 78                        | H | Tennessee Tech | 58            | 71  | 78              | A | Tennessee Tech    | 53            | 79                   |          |                           |                   |          |           |                 |          |                  |    |     |

Tennessee St.

Non-Div I Games:

Tennessee St.

Loss, 
Non-Conf, S Site, 
H Home
A Away 
N Neutral



|                   |     |          |           |         |             |               |      |      |       |           |
|-------------------|-----|----------|-----------|---------|-------------|---------------|------|------|-------|-----------|
| Average RPI Win:  | 221 | WON-LOST | WINNING   | LAST 10 | STRENGTH OF | OPP. STRENGTH | TEAM | ADJ. | CONF. | ADJ CONF. |
| Average RPI Loss: | 116 | RECORD   | PCT. RANK | GAMES   | SCHEDULE    | OF SCHEDULE   | RPI  | RPI  | RPI   | RPI       |

|                  |        |     |      |     |     |     |     |    |    |
|------------------|--------|-----|------|-----|-----|-----|-----|----|----|
| DIV. I ONLY      | 14- 12 | 136 | 6- 4 | 189 | 136 | 157 | 157 | 31 | 31 |
| DIV. I NON-CONF. | 7- 7   | 144 | 0- 0 | 35  | 31  | 77  | 77  | 28 | 29 |

|        |          |           |                |            |          |
|--------|----------|-----------|----------------|------------|----------|
| TOTALS | RPI 1-25 | RPI 26-50 | W-L RECORDS    | RPI 51-100 | RPI 100+ |
| 14- 12 | 0- 3     | 0- 1      | OVERALL        | 2- 2       | 12- 6    |
| 7- 3   | 0- 0     | 0- 1      | HOME           | 1- 0       | 6- 2     |
| 6- 7   | 0- 2     | 0- 0      | AWAY           | 1- 1       | 5- 4     |
| 1- 2   | 0- 1     | 0- 0      | NEUTRAL        | 0- 1       | 1- 0     |
| 7- 7   | 0- 3     | 0- 1      | NON-CONFERENCE | 2- 2       | 5- 1     |
| 4- 1   | 0- 0     | 0- 1      | HOME           | 1- 0       | 3- 0     |
| 2- 4   | 0- 2     | 0- 0      | AWAY           | 1- 1       | 1- 1     |
| 1- 2   | 0- 1     | 0- 0      | NEUTRAL        | 0- 1       | 1- 0     |
| 7- 5   | 0- 0     | 0- 0      | CONFERENCE     | 0- 0       | 7- 5     |
| 3- 2   | 0- 0     | 0- 0      | HOME           | 0- 0       | 3- 2     |
| 4- 3   | 0- 0     | 0- 0      | AWAY           | 0- 0       | 4- 3     |
| 0- 0   | 0- 0     | 0- 0      | NEUTRAL        | 0- 0       | 0- 0     |

|                           |                    |              |       |                  |              |       |               |              |       |                    |                 |       |
|---------------------------|--------------------|--------------|-------|------------------|--------------|-------|---------------|--------------|-------|--------------------|-----------------|-------|
| RPI S                     | RPI 1-25           | Score        | RPI S | RPI 26-50        | Score        | RPI S | RPI 51-100    | Score        | RPI S | RPI 101+           | Team's RPI: 157 | Score |
| 6 N                       | LSU                | 45 <b>74</b> | 35 H  | Vanderbilt       | 51 <b>65</b> | 52 A  | Texas         | 65 <b>77</b> | 103 A | Northern Ariz.     | 47 <b>72</b>    |       |
| 10 A                      | Baylor             | 64 <b>92</b> |       |                  |              | 73 N  | Nebraska      | 64 <b>76</b> | 104 A | Drake              | 65 56           |       |
| 19 A                      | Virginia Tech      | 64 <b>76</b> |       |                  |              | 92 A  | West Virginia | 70 69        | 113 H | UTSA               | 56 44           |       |
|                           |                    |              |       |                  |              | 93 H  | Kent St.      | 68 48        | 123 A | South Dakota St.   | 45 <b>68</b>    |       |
|                           |                    |              |       |                  |              |       |               |              | 123 H | South Dakota St.   | 48 <b>71</b>    |       |
|                           |                    |              |       |                  |              |       |               |              | 183 N | Marshall           | 69 48           |       |
|                           |                    |              |       |                  |              |       |               |              | 242 H | Lamar              | 80 61           |       |
|                           |                    |              |       |                  |              |       |               |              | 244 A | Northern Colo.     | 70 58           |       |
|                           |                    |              |       |                  |              |       |               |              | 244 H | Northern Colo.     | 62 <b>63</b>    |       |
|                           |                    |              |       |                  |              |       |               |              | 248 H | Birmingham-So.     | 68 58           |       |
|                           |                    |              |       |                  |              |       |               |              | 258 A | Longwood           | 70 56           |       |
|                           |                    |              |       |                  |              |       |               |              | 286 A | North Dakota St.   | 62 55           |       |
|                           |                    |              |       |                  |              |       |               |              | 286 H | North Dakota St.   | 59 36           |       |
|                           |                    |              |       |                  |              |       |               |              | 299 A | IPFW               | 67 <b>71</b>    |       |
|                           |                    |              |       |                  |              |       |               |              | 299 H | IPFW               | 64 56           |       |
|                           |                    |              |       |                  |              |       |               |              | 300 A | Utah Valley St.    | 78 <b>91</b>    |       |
|                           |                    |              |       |                  |              |       |               |              | 320 A | Tex. -Pan American | 56 41           |       |
|                           |                    |              |       |                  |              |       |               |              | 320 H | Tex. -Pan American | 61 49           |       |
| LAST 10 Division I GAMES: |                    |              |       |                  |              |       |               |              |       |                    |                 |       |
| 299 A                     | IPFW               | 67 <b>71</b> | 123 H | South Dakota St. | 48 <b>71</b> |       |               |              |       |                    |                 |       |
| 258 A                     | Longwood           | 70 56        | 286 H | North Dakota St. | 59 36        |       |               |              |       |                    |                 |       |
| 320 H                     | Tex. -Pan American | 61 49        | 299 H | IPFW             | 64 56        |       |               |              |       |                    |                 |       |
| 244 A                     | Northern Colo.     | 70 58        | 244 H | Northern Colo.   | 62 <b>63</b> |       |               |              |       |                    |                 |       |
| 300 A                     | Utah Valley St.    | 78 <b>91</b> | 286 A | North Dakota St. | 62 55        |       |               |              |       |                    |                 |       |

Non-Div I Games: Tex. A&M-Commerc65 63

Huston-Tillotson88 38

Tex. A&M-Corp. Chris

Tex. A&M-Corp. Chris

Tex. A&M-Corp. Chris

| TEX. Pan American Team    |                        |                 |                   | Through Games Of 2008 Final |                      |                           |                   |                           |           |               |       |
|---------------------------|------------------------|-----------------|-------------------|-----------------------------|----------------------|---------------------------|-------------------|---------------------------|-----------|---------------|-------|
| Average RPI Win:          | 313                    | WON-LOST RECORD | WINNING PCT. RANK | LAST 10 GAMES               | STRENGTH OF SCHEDULE | OPP. STRENGTH OF SCHEDULE | TEAM RPI          | ADJ. RPI                  | CONF. RPI | ADJ CONF. RPI |       |
| DIV. I ONLY               | 4- 21                  | 312             | 2- 7              | 278                         | 296                  | 320                       | 320               | 31                        | 31        |               |       |
| DIV. I NON-CONF.          | 2- 14                  | 303             | 0- 2              | 193                         | 309                  | 306                       | 310               | 28                        | 29        |               |       |
| <hr/>                     |                        |                 |                   |                             |                      |                           |                   |                           |           |               |       |
| TOTALS                    | RPI 1-25               |                 | RPI 26-50         |                             | W-L RECORDS          |                           | RPI 51-100        |                           | RPI 100+  |               |       |
| 4- 21                     | 0- 0                   |                 | 0- 1              |                             | OVERALL              |                           | 0- 2              |                           | 4- 18     |               |       |
| 3- 5                      | 0- 0                   |                 | 0- 0              |                             | HOME                 |                           | 0- 0              |                           | 3- 5      |               |       |
| 0- 14                     | 0- 0                   |                 | 0- 1              |                             | AWAY                 |                           | 0- 2              |                           | 0- 11     |               |       |
| 1- 2                      | 0- 0                   |                 | 0- 0              |                             | NEUTRAL              |                           | 0- 0              |                           | 1- 2      |               |       |
| 2- 14                     | 0- 0                   |                 | 0- 1              |                             | NON-CONFERENCE       |                           | 0- 2              |                           | 2- 11     |               |       |
| 1- 2                      | 0- 0                   |                 | 0- 0              |                             | HOME                 |                           | 0- 0              |                           | 1- 2      |               |       |
| 0- 10                     | 0- 0                   |                 | 0- 1              |                             | AWAY                 |                           | 0- 2              |                           | 0- 7      |               |       |
| 1- 2                      | 0- 0                   |                 | 0- 0              |                             | NEUTRAL              |                           | 0- 0              |                           | 1- 2      |               |       |
| 2- 7                      | 0- 0                   |                 | 0- 0              |                             | CONFERENCE           |                           | 0- 0              |                           | 2- 7      |               |       |
| 2- 3                      | 0- 0                   |                 | 0- 0              |                             | HOME                 |                           | 0- 0              |                           | 2- 3      |               |       |
| 0- 4                      | 0- 0                   |                 | 0- 0              |                             | AWAY                 |                           | 0- 0              |                           | 0- 4      |               |       |
| 0- 0                      | 0- 0                   |                 | 0- 0              |                             | NEUTRAL              |                           | 0- 0              |                           | 0- 0      |               |       |
| <hr/>                     |                        |                 |                   |                             |                      |                           |                   |                           |           |               |       |
| RPI 1-25                  |                        | RPI 26-50       |                   |                             | RPI 51-100           |                           |                   | RPI 101+ Team's RPI : 320 |           |               |       |
| RPI S                     | Opponent               | Score           | RPI S             | Opponent                    | Score                | RPI S                     | Opponent          | Score                     | RPI S     | Opponent      | Score |
| 30                        | A Kansas St.           | 56 82           | 85                | A Auburn                    | 32 85                | 103                       | A Northern Ari z. | 52 55                     | 106       | A North Texas | 55 73 |
|                           |                        |                 | 100               | A Oregon St.                | 34 79                |                           | 117               | A Arkansas                | 44 74     |               |       |
|                           |                        |                 |                   |                             |                      |                           | 123               | H South Dakota St.        | 48 65     |               |       |
|                           |                        |                 |                   |                             |                      |                           | 157               | A Tex. A&M-Corp. Chris    | 49 61     |               |       |
|                           |                        |                 |                   |                             |                      |                           | 157               | H Tex. A&M-Corp. Chris    | 41 56     |               |       |
|                           |                        |                 |                   |                             |                      |                           | 169               | N Houston                 | 55 63     |               |       |
|                           |                        |                 |                   |                             |                      |                           | 173               | A La. -Lafayette          | 43 53     |               |       |
|                           |                        |                 |                   |                             |                      |                           | 182               | A Wi chi ta St.           | 59 72     |               |       |
|                           |                        |                 |                   |                             |                      |                           | 185               | A UTEP                    | 34 80     |               |       |
|                           |                        |                 |                   |                             |                      |                           | 208               | A Texas St.               | 65 67     |               |       |
|                           |                        |                 |                   |                             |                      |                           | 208               | H Texas St.               | 47 59     |               |       |
|                           |                        |                 |                   |                             |                      |                           | 240               | N Mi ssi ssi ppi Val .    | 37 70     |               |       |
|                           |                        |                 |                   |                             |                      |                           | 244               | A Northern Colo.          | 52 72     |               |       |
|                           |                        |                 |                   |                             |                      |                           | 244               | H Northern Colo.          | 48 57     |               |       |
|                           |                        |                 |                   |                             |                      |                           | 299               | A IPFW                    | 46 62     |               |       |
|                           |                        |                 |                   |                             |                      |                           | 299               | H IPFW                    | 63 60     |               |       |
|                           |                        |                 |                   |                             |                      |                           | 300               | A Utah Valley St.         | 67 73     |               |       |
|                           |                        |                 |                   |                             |                      |                           | 300               | H Utah Valley St.         | 65 49     |               |       |
|                           |                        |                 |                   |                             |                      |                           | 323               | H Prair ie View           | 66 67     |               |       |
|                           |                        |                 |                   |                             |                      |                           | 323               | N Prair ie View           | 75 54     |               |       |
|                           |                        |                 |                   |                             |                      |                           | 328               | H Texas Southern          | 68 50     |               |       |
| <hr/>                     |                        |                 |                   |                             |                      |                           |                   |                           |           |               |       |
| LAST 10 Division I GAMES: |                        |                 |                   |                             |                      |                           |                   |                           |           |               |       |
| 300                       | H Utah Valley St.      | 65 49           | 244               | H Northern Colo.            | 48 57                |                           |                   |                           |           |               |       |
| 100                       | A Oregon St.           | 34 79           | 299               | H IPFW                      | 63 60                |                           |                   |                           |           |               |       |
| 157                       | A Tex. A&M-Corp. Chris | 49 61           | 182               | A Wi chi ta St.             | 59 72                |                           |                   |                           |           |               |       |
| 299                       | A IPFW                 | 46 62           | 157               | H Tex. A&M-Corp. Chris      | 41 56                |                           |                   |                           |           |               |       |
| 123                       | H South Dakota St.     | 48 65           |                   |                             |                      |                           |                   |                           |           |               |       |

Tex-Pan American

T  
e  
x  
.  
-  
P  
a  
n  
A  
m  
e  
r  
i  
c  
a  
n

Non-Div | Games: Schreiner

92 49

Huston-Tillotson 38

Texas A&amp;M Int'l 73 71

Tex. -Pan American

Loss, Non-Conf, S Site, H Home A Away N Neutral

Page 277

|     |   |                 |    |    |
|-----|---|-----------------|----|----|
| 300 | A | Utah Valley St. | 67 | 73 |
|-----|---|-----------------|----|----|

T  
e  
x  
.  
-  
P  
a  
n  
A  
m  
e  
r  
i  
c  
a  
n

T  
e  
x  
.  
-  
P  
a  
n  
A  
m  
e  
r  
i  
c  
a  
n

Page 278

Average RPI Win: 125  
Average RPI Loss: 31

WON-LOST  
RECORD

WINNING  
PCT. RANK

LAST 10  
GAMES

STRENGTH OF  
SCHEDULE

OPP. STRENGTH  
OF SCHEDULE

TEAM  
RPI

ADJ.  
RPI

CONF.  
RPI

ADJ CONF.  
RPI

DIV. I ONLY  
DIV. I NON-CONF.

13- 15  
6- 5

182  
132

2- 8  
0- 1

7  
4

9  
8

57  
20

52  
20

3  
4

3  
4

TOTALS

RPI 1-25

RPI 26-50

W-L RECORDS

RPI 51-100

RPI 100+

13- 15

0- 8

2- 3

OVERALL

5- 4

6- 0

8- 7

0- 4

1- 2

HOME

3- 1

4- 0

3- 7

0- 4

0- 1

AWAY

1- 2

2- 0

2- 1

0- 0

1- 0

NEUTRAL

1- 1

0- 0

6- 5

0- 4

1- 1

NON-CONFERENCE

2- 0

3- 0

4- 3

0- 2

0- 1

HOME

1- 0

3- 0

0- 2

0- 2

0- 0

AWAY

0- 0

0- 0

2- 0

0- 0

1- 0

NEUTRAL

1- 0

0- 0

7- 10

0- 4

1- 2

CONFERENCE

3- 4

3- 0

4- 4

0- 2

1- 1

HOME

2- 1

1- 0

3- 5

0- 2

0- 1

AWAY

1- 2

2- 0

0- 1

0- 0

0- 0

NEUTRAL

0- 1

0- 0

RPI 1-25

RPI 26-50

RPI 51-100

Team's RPI: 52

RPI 101+

| RPI | S | Opponent    | Score  |
|-----|---|-------------|--------|
| 2   | A | Tennessee   | 61 102 |
| 3   | H | Duke        | 70 84  |
| 5   | H | Connecticut | 58 71  |
| 7   | A | Oklahoma    | 57 75  |
| 7   | H | Oklahoma    | 54 61  |
| 9   | A | Rutgers     | 49 63  |
| 10  | A | Baylor      | 48 61  |
| 10  | H | Baylor      | 64 72  |

| RPI | S | Opponent          | Score |
|-----|---|-------------------|-------|
| 29  | N | George Washington | 59 54 |
| 30  | H | Kansas St.        | 71 70 |
| 32  | H | New Mexico        | 68 76 |
| 38  | A | Texas A&M         | 67 79 |
| 38  | H | Texas A&M         | 53 73 |

| RPI | S | Opponent          | Score |
|-----|---|-------------------|-------|
| 64  | A | Texas Tech        | 63 84 |
| 64  | H | Texas Tech        | 46 58 |
| 65  | H | Missouri          | 63 54 |
| 68  | H | Stephen F. Austin | 77 56 |
| 70  | H | Iowa St.          | 80 50 |
| 70  | N | Iowa St.          | 68 72 |
| 73  | A | Nebraska          | 70 62 |
| 94  | N | South Carolina    | 59 55 |
| 99  | A | Kansas            | 61 70 |

| RPI | S | Opponent             | Score |
|-----|---|----------------------|-------|
| 106 | H | North Texas          | 69 49 |
| 157 | H | Tex. A&M-Corp. Chris | 77 65 |
| 198 | A | Colorado             | 69 64 |
| 222 | A | Oklahoma St.         | 61 56 |
| 222 | H | Oklahoma St.         | 60 46 |
| 292 | H | Sam Houston St.      | 83 33 |

LAST 10 Division I GAMES:

|     |   |              |    |    |     |   |             |    |    |
|-----|---|--------------|----|----|-----|---|-------------|----|----|
| 70  | N | Iowa St.     | 68 | 72 | 7   | H | Oklahoma    | 54 | 61 |
| 10  | H | Baylor       | 64 | 72 | 5   | H | Connecticut | 58 | 71 |
| 64  | H | Texas Tech   | 46 | 58 | 38  | H | Texas A&M   | 53 | 73 |
| 38  | A | Texas A&M    | 67 | 79 | 198 | A | Colorado    | 69 | 64 |
| 222 | A | Oklahoma St. | 61 | 56 | 64  | A | Texas Tech  | 63 | 84 |

Non-Div I Games:

Texas

Loss, Non-Conf, S Site, H Home A Away N Neutral

| Average RPI Win: 136      |          |              |  | WON-LOST RECORD |    | WINNING PCT. RANK |          | LAST 10 GAMES  |  | STRENGTH OF SCHEDULE |    | OPP. STRENGTH OF SCHEDULE |          | TEAM RPI   |  | ADJ. RPI |    | CONF. RPI |   | ADJ CONF. RPI      |  |    |    |
|---------------------------|----------|--------------|--|-----------------|----|-------------------|----------|----------------|--|----------------------|----|---------------------------|----------|------------|--|----------|----|-----------|---|--------------------|--|----|----|
| Average RPI Loss: 28      |          |              |  |                 |    |                   |          |                |  |                      |    |                           |          |            |  |          |    |           |   |                    |  |    |    |
| DIV. I ONLY               |          |              |  | 23- 9           |    | 42                |          | 6- 4           |  | 57                   |    | 34                        |          | 34         |  | 38       |    | 3         |   | 3                  |  |    |    |
| DIV. I NON-CONF.          |          |              |  | 11- 3           |    | 34                |          | 0- 1           |  | 125                  |    | 90                        |          | 57         |  | 57       |    | 4         |   | 4                  |  |    |    |
| TOTALS                    |          |              |  | RPI 1-25        |    | RPI 26-50         |          | W-L RECORDS    |  | RPI 51-100           |    | RPI 100+                  |          |            |  |          |    |           |   |                    |  |    |    |
| 23- 9                     |          |              |  | 0- 6            |    | 2- 1              |          | OVERALL        |  | 11- 1                |    | 10- 1                     |          |            |  |          |    |           |   |                    |  |    |    |
| 14- 2                     |          |              |  | 0- 2            |    | 2- 0              |          | HOME           |  | 6- 0                 |    | 6- 0                      |          |            |  |          |    |           |   |                    |  |    |    |
| 6- 4                      |          |              |  | 0- 2            |    | 0- 0              |          | AWAY           |  | 4- 1                 |    | 2- 1                      |          |            |  |          |    |           |   |                    |  |    |    |
| 3- 3                      |          |              |  | 0- 2            |    | 0- 1              |          | NEUTRAL        |  | 1- 0                 |    | 2- 0                      |          |            |  |          |    |           |   |                    |  |    |    |
| 11- 3                     |          |              |  | 0- 1            |    | 1- 1              |          | NON-CONFERENCE |  | 3- 0                 |    | 7- 1                      |          |            |  |          |    |           |   |                    |  |    |    |
| 8- 0                      |          |              |  | 0- 0            |    | 1- 0              |          | HOME           |  | 2- 0                 |    | 5- 0                      |          |            |  |          |    |           |   |                    |  |    |    |
| 1- 1                      |          |              |  | 0- 0            |    | 0- 0              |          | AWAY           |  | 1- 0                 |    | 0- 1                      |          |            |  |          |    |           |   |                    |  |    |    |
| 2- 2                      |          |              |  | 0- 1            |    | 0- 1              |          | NEUTRAL        |  | 0- 0                 |    | 2- 0                      |          |            |  |          |    |           |   |                    |  |    |    |
| 12- 6                     |          |              |  | 0- 5            |    | 1- 0              |          | CONFERENCE     |  | 8- 1                 |    | 3- 0                      |          |            |  |          |    |           |   |                    |  |    |    |
| 6- 2                      |          |              |  | 0- 2            |    | 1- 0              |          | HOME           |  | 4- 0                 |    | 1- 0                      |          |            |  |          |    |           |   |                    |  |    |    |
| 5- 3                      |          |              |  | 0- 2            |    | 0- 0              |          | AWAY           |  | 3- 1                 |    | 2- 0                      |          |            |  |          |    |           |   |                    |  |    |    |
| 1- 1                      |          |              |  | 0- 1            |    | 0- 0              |          | NEUTRAL        |  | 1- 0                 |    | 0- 0                      |          |            |  |          |    |           |   |                    |  |    |    |
| RPI 1-25                  |          |              |  | RPI 26-50       |    | Team's RPI: 38    |          | RPI 51-100     |  | RPI 101+             |    |                           |          |            |  |          |    |           |   |                    |  |    |    |
| RPI S                     | Opponent |              |  | Score           |    | RPI S             | Opponent |                |  | Score                |    | RPI S                     | Opponent |            |  | Score    |    |           |   |                    |  |    |    |
| 7                         | A        | Oklahoma     |  | 54              | 73 | 26                | N        | TCU            |  | 65                   | 69 | 52                        | A        | Texas      |  | 73       | 53 | 101       | A | Hawaii             |  | 66 | 68 |
| 7                         | H        | Oklahoma     |  | 72              | 81 | 30                | H        | Kansas St.     |  | 66                   | 39 | 52                        | H        | Texas      |  | 79       | 67 | 146       | H | Ark.-Little Rock   |  | 78 | 64 |
| 10                        | A        | Baylor       |  | 49              | 60 | 44                | H        | Washington     |  | 79                   | 65 | 61                        | A        | UNLV       |  | 73       | 48 | 195       | N | Detroit            |  | 72 | 54 |
| 10                        | H        | Baylor       |  | 59              | 84 |                   |          |                |  |                      |    | 64                        | A        | Texas Tech |  | 55       | 56 | 198       | A | Colorado           |  | 55 | 46 |
| 10                        | N        | Baylor       |  | 52              | 53 |                   |          |                |  |                      |    | 64                        | H        | Texas Tech |  | 65       | 48 | 204       | H | Eastern Wash.      |  | 94 | 40 |
| 13                        | N        | DePaul       |  | 71              | 84 |                   |          |                |  |                      |    | 65                        | H        | Missouri   |  | 72       | 52 | 215       | H | St. Peter's        |  | 77 | 36 |
|                           |          |              |  |                 |    |                   |          |                |  |                      |    | 70                        | H        | Iowa St.   |  | 64       | 53 | 222       | A | Oklahoma St.       |  | 65 | 47 |
|                           |          |              |  |                 |    |                   |          |                |  |                      |    | 73                        | A        | Nebraska   |  | 69       | 50 | 222       | H | Oklahoma St.       |  | 74 | 52 |
|                           |          |              |  |                 |    |                   |          |                |  |                      |    | 73                        | N        | Nebraska   |  | 73       | 64 | 279       | N | Cal St. Northridge |  | 76 | 52 |
|                           |          |              |  |                 |    |                   |          |                |  |                      |    | 77                        | H        | Dartmouth  |  | 62       | 47 | 292       | H | Sam Houston St.    |  | 94 | 52 |
|                           |          |              |  |                 |    |                   |          |                |  |                      |    | 84                        | H        | Rice       |  | 65       | 64 | 302       | H | Utah St.           |  | 81 | 55 |
|                           |          |              |  |                 |    |                   |          |                |  |                      |    | 99                        | A        | Kansas     |  | 78       | 64 |           |   |                    |  |    |    |
| LAST 10 Division I GAMES: |          |              |  |                 |    |                   |          |                |  |                      |    |                           |          |            |  |          |    |           |   |                    |  |    |    |
| 26                        | N        | TCU          |  | 65              | 69 | 52                | H        | Texas          |  | 79                   | 67 |                           |          |            |  |          |    |           |   |                    |  |    |    |
| 10                        | N        | Baylor       |  | 52              | 53 | 7                 | A        | Oklahoma       |  | 54                   | 73 |                           |          |            |  |          |    |           |   |                    |  |    |    |
| 73                        | N        | Nebraska     |  | 73              | 64 | 10                | H        | Baylor         |  | 59                   | 84 |                           |          |            |  |          |    |           |   |                    |  |    |    |
| 222                       | A        | Oklahoma St. |  | 65              | 47 | 73                | A        | Nebraska       |  | 69                   | 50 |                           |          |            |  |          |    |           |   |                    |  |    |    |
| 70                        | H        | Iowa St.     |  | 64              | 53 | 52                | A        | Texas          |  | 73                   | 53 |                           |          |            |  |          |    |           |   |                    |  |    |    |

Non-Div I Games:

Texas A&amp;M

Loss, 
Non-Conf, S Site, 
H Home
A Away 
N Neutral



Average RPI Win:

279

WON-LOST

WINNING

LAST 10

STRENGTH OF

OPP. STRENGTH

TEAM

ADJ.

CONF.

ADJ CONF.

Average RPI Loss:

243

RECORD

PCT. RANK

GAMES

SCHEDULE

OF SCHEDULE

RPI

RPI

RPI

RPI

DIV. I ONLY

4- 22

314

2- 8

319

331

328

328

32

32

DIV. I NON-CONF.

1- 7

303

0- 0

295

320

323

323

32

32

TOTALS

RPI 1-25

RPI 26-50

W-L RECORDS

RPI 51-100

RPI 100+

4- 22

0- 0

0- 0

OVERALL

0- 2

4- 20

3- 8

0- 0

0- 0

HOME

0- 0

3- 8

1- 13

0- 0

0- 0

AWAY

0- 2

1- 11

0- 1

0- 0

0- 0

NEUTRAL

0- 0

0- 1

1- 7

0- 0

0- 0

NON-CONFERENCE

0- 2

1- 5

1- 1

0- 0

0- 0

HOME

0- 0

1- 1

0- 5

0- 0

0- 0

AWAY

0- 2

0- 3

0- 1

0- 0

0- 0

NEUTRAL

0- 0

0- 1

3- 15

0- 0

0- 0

CONFERENCE

0- 0

3- 15

2- 7

0- 0

0- 0

HOME

0- 0

2- 7

1- 8

0- 0

0- 0

AWAY

0- 0

1- 8

0- 0

0- 0

0- 0

NEUTRAL

0- 0

0- 0

RPI 1-25

RPI 26-50

RPI 51-100

RPI 101+

Team's RPI: 328

RPI S Opponent Score

RPI S Opponent Score

RPI S Opponent Score

RPI S Opponent Score

73 A Nebraska 68 93  
80 A Fresno St. 62 91167 A Southern U. 69 75  
167 H Southern U. 53 64  
173 A La. -Lafayette 57 78  
185 N UTEP 61 80  
211 A Jackson St. 54 65  
211 H Jackson St. 53 62  
240 A Missi ssi ppi Val . 68 79  
240 H Mi ssi ssi ppi Val . 62 70  
254 A Al abama St. 55 57  
254 H Al abama St. 55 51  
278 A Al corn St. 43 69  
278 H Al corn St. 59 65  
282 A Al abama A&M 50 64  
282 H Al abama A&M 73 57  
288 A Grambl ing 76 62  
288 H Grambl ing 71 79  
291 H Southeastern La. 67 60  
292 H Sam Houston St. 61 79  
316 A Ark. -Pi ne Bl uff 49 64  
316 H Ark. -Pi ne Bl uff 57 60  
319 A Paci fi c 61 72  
320 A Tex. -Pan American 50 68  
323 A Prai rie View 56 71  
323 H Prai rie View 65 75

LAST 10 Div sion I GAMES:

167 A Southern U. 69 75  
278 A Al corn St. 43 69  
282 H Al abama A&M 73 57  
254 H Al abama St. 55 51  
316 A Ark. -Pi ne Bl uff 49 64240 A Mi ssi ssi ppi Val . 68 79  
211 H Jackson St. 53 62  
288 H Grambl ing 71 79  
323 A Prai rie View 56 71  
282 A Al abama A&M 50 64T  
e  
x  
a  
s  
S  
o  
u  
t  
h  
e  
r  
nT  
e  
x  
a  
s  
S  
o  
u  
t  
h  
e  
r  
n

Non-Di v I Games: Texas Col . 87 72

Texas Southern

Loss, Non-Conf, S Site, H Home A Away N Neutral

Average RPI Win:

266

Average RPI Loss:

156

WON-LOST  
RECORDWINNING  
PCT. RANKLAST 10  
GAMESSTRENGTH OF  
SCHEDULEOPP. STRENGTH  
OF SCHEDULETEAM  
RPIADJ.  
RPICONF.  
RPIADJ CONF.  
RPI

DIV. I ONLY

14- 11

127

5- 5

317

275

208

208

20

20

DIV. I NON-CONF.

5- 3

106

0- 0

304

316

207

207

24

24

TOTALS

RPI 1-25

RPI 26-50

W-L RECORDS

RPI 51-100

RPI 100+

14- 11

0- 0

0- 0

OVERALL

0- 3

14- 8

8- 4

0- 0

0- 0

HOME

0- 1

8- 3

6- 6

0- 0

0- 0

AWAY

0- 2

6- 4

0- 1

0- 0

0- 0

NEUTRAL

0- 0

0- 1

5- 3

0- 0

0- 0

NON-CONFERENCE

0- 1

5- 2

3- 0

0- 0

0- 0

HOME

0- 0

3- 0

2- 2

0- 0

0- 0

AWAY

0- 1

2- 1

0- 1

0- 0

0- 0

NEUTRAL

0- 0

0- 1

9- 8

0- 0

0- 0

CONFERENCE

0- 2

9- 6

5- 4

0- 0

0- 0

HOME

0- 1

5- 3

4- 4

0- 0

0- 0

AWAY

0- 1

4- 3

0- 0

0- 0

0- 0

NEUTRAL

0- 0

0- 0

RPI 1-25

RPI 26-50

RPI 51-100

RPI 101+

Team's RPI: 208

RPI S Opponent Score

RPI S Opponent Score

RPI S Opponent Score

RPI S Opponent Score

68 A Stephen F. Austin 49 82

68 H Stephen F. Austin 54 60

73 A Nebraska 47 96

113 A UTSA 73 71

119 H Texas-Arlington 54 88

123 A South Dakota St. 51 67

137 H La. -Monroe 63 69

137 H La. -Monroe 56 72

185 N UTEP 63 76

220 A McNeese St. 67 71

222 A Oklahoma St. 77 69

240 H Mississippi Val. 85 51

242 A Lamar 73 67

242 H Lamar 70 67

268 A Northwestern St. 88 79

268 H Northwestern St. 76 71

291 A Southeastern La. 61 76

291 H Southeastern La. 67 52

292 A Sam Houston St. 68 59

292 H Sam Houston St. 73 63

294 A Nicholls St. 50 52

294 H Nicholls St. 65 52

320 A Tex. -Pan American 59 47

320 H Tex. -Pan American 67 65

323 H Prairie View 78 46

LAST 10 Division I GAMES:

137 H La. -Monroe 56 72

294 H Nicholls St. 65 52

268 A Northwestern St. 88 79

68 H Stephen F. Austin 54 60

291 H Southeastern La. 67 52

113 A UTSA 73 71

220 A McNeese St. 67 71

242 H Lamar 70 67

294 A Nicholls St. 50 52

291 A Southeastern La. 61 76

Non-Div I Games: Schreiner

102 43

Huston-Tillotson 95 61

Tex. Permian Basin 85 40

Texas St.

Loss, Non-Conf, S Site, H Home A Away N Neutral

| Texas Tech           |   |               |  | WON-LOST RECORD           |       | WINNING PCT. RANK |     | LAST 10 GAMES  |            | STRENGTH OF SCHEDULE |  | OPP. STRENGTH OF SCHEDULE |   | TEAM RPI          |   | ADJ. RPI   |       | CONF. RPI |       | ADJ CONF. RPI |              |  |  |       |  |
|----------------------|---|---------------|--|---------------------------|-------|-------------------|-----|----------------|------------|----------------------|--|---------------------------|---|-------------------|---|------------|-------|-----------|-------|---------------|--------------|--|--|-------|--|
| Average RPI Win: 120 |   |               |  |                           |       |                   |     |                |            |                      |  |                           |   |                   |   |            |       |           |       |               |              |  |  |       |  |
| Average RPI Loss: 42 |   |               |  |                           |       |                   |     |                |            |                      |  |                           |   |                   |   |            |       |           |       |               |              |  |  |       |  |
| DIV. I ONLY          |   |               |  | 15- 14                    |       | 155               |     | 5- 5           |            | 20                   |  | 19                        |   | 64                |   | 64         |       | 3         |       | 3             |              |  |  |       |  |
| DIV. I NON-CONF.     |   |               |  | 5- 6                      |       | 166               |     | 0- 0           |            | 19                   |  | 27                        |   | 74                |   | 74         |       | 4         |       | 4             |              |  |  |       |  |
| TOTALS               |   |               |  | RPI 1-25                  |       | RPI 26-50         |     | W-L RECORDS    |            | RPI 51-100           |  | RPI 100+                  |   |                   |   |            |       |           |       |               |              |  |  |       |  |
| 15- 14               |   |               |  | 1- 6                      |       | 1- 2              |     | OVERALL        |            | 7- 6                 |  | 6- 0                      |   |                   |   |            |       |           |       |               |              |  |  |       |  |
| 11- 3                |   |               |  | 1- 3                      |       | 1- 0              |     | HOME           |            | 5- 0                 |  | 4- 0                      |   |                   |   |            |       |           |       |               |              |  |  |       |  |
| 2- 9                 |   |               |  | 0- 2                      |       | 0- 2              |     | AWAY           |            | 1- 5                 |  | 1- 0                      |   |                   |   |            |       |           |       |               |              |  |  |       |  |
| 2- 2                 |   |               |  | 0- 1                      |       | 0- 0              |     | NEUTRAL        |            | 1- 1                 |  | 1- 0                      |   |                   |   |            |       |           |       |               |              |  |  |       |  |
| 5- 6                 |   |               |  | 0- 3                      |       | 0- 0              |     | NON-CONFERENCE |            | 3- 3                 |  | 2- 0                      |   |                   |   |            |       |           |       |               |              |  |  |       |  |
| 4- 2                 |   |               |  | 0- 2                      |       | 0- 0              |     | HOME           |            | 2- 0                 |  | 2- 0                      |   |                   |   |            |       |           |       |               |              |  |  |       |  |
| 0- 3                 |   |               |  | 0- 0                      |       | 0- 0              |     | AWAY           |            | 0- 3                 |  | 0- 0                      |   |                   |   |            |       |           |       |               |              |  |  |       |  |
| 1- 1                 |   |               |  | 0- 1                      |       | 0- 0              |     | NEUTRAL        |            | 1- 0                 |  | 0- 0                      |   |                   |   |            |       |           |       |               |              |  |  |       |  |
| 10- 8                |   |               |  | 1- 3                      |       | 1- 2              |     | CONFERENCE     |            | 4- 3                 |  | 4- 0                      |   |                   |   |            |       |           |       |               |              |  |  |       |  |
| 7- 1                 |   |               |  | 1- 1                      |       | 1- 0              |     | HOME           |            | 3- 0                 |  | 2- 0                      |   |                   |   |            |       |           |       |               |              |  |  |       |  |
| 2- 6                 |   |               |  | 0- 2                      |       | 0- 2              |     | AWAY           |            | 1- 2                 |  | 1- 0                      |   |                   |   |            |       |           |       |               |              |  |  |       |  |
| 1- 1                 |   |               |  | 0- 0                      |       | 0- 0              |     | NEUTRAL        |            | 0- 1                 |  | 1- 0                      |   |                   |   |            |       |           |       |               |              |  |  |       |  |
| RPI 1-25             |   |               |  | RPI 26-50                 |       |                   |     | RPI 51-100     |            |                      |  | Team's RPI: 64            |   |                   |   | RPI 101+   |       |           |       |               |              |  |  |       |  |
| RPI                  | S | Opponent      |  |                           | Score |                   | RPI | S              | Opponent   |                      |  | Score                     |   | RPI               | S | Opponent   |       |           | Score |               |              |  |  |       |  |
| 6                    | H | LSU           |  |                           | 68 76 |                   | 30  | A              | Kansas St. |                      |  | 51 53                     |   | 52                | A | Texas      |       |           | 58 46 |               |              |  |  |       |  |
| 7                    | A | Oklahoma      |  |                           | 57 63 |                   | 38  | A              | Texas A&M  |                      |  | 48 65                     |   | 52                | H | Texas      |       |           | 84 63 |               |              |  |  |       |  |
| 7                    | H | Oklahoma      |  |                           | 59 60 |                   | 38  | H              | Texas A&M  |                      |  | 56 55                     |   | 53                | N | Louisville |       |           | 68 57 |               |              |  |  |       |  |
| 10                   | A | Baylor        |  |                           | 60 73 |                   |     |                |            |                      |  | 65                        | A | Missouri          |   |            | 51 65 |           |       |               |              |  |  |       |  |
| 10                   | H | Baylor        |  |                           | 64 62 |                   |     |                |            |                      |  | 65                        | N | Missouri          |   |            | 75 81 |           |       |               |              |  |  |       |  |
| 14                   | H | Stanford      |  |                           | 63 66 |                   |     |                |            |                      |  | 70                        | A | Iowa St.          |   |            | 65 69 |           |       |               |              |  |  |       |  |
| 19                   | N | Virginia Tech |  |                           | 62 69 |                   |     |                |            |                      |  | 73                        | H | Nebraska          |   |            | 61 59 |           |       |               |              |  |  |       |  |
|                      |   |               |  |                           |       |                   |     |                |            |                      |  | 80                        | H | Fresno St.        |   |            | 77 67 |           |       |               |              |  |  |       |  |
|                      |   |               |  |                           |       |                   |     |                |            |                      |  | 82                        | A | Mississippi       |   |            | 69 72 |           |       |               |              |  |  |       |  |
|                      |   |               |  |                           |       |                   |     |                |            |                      |  | 84                        | A | Rice              |   |            | 70 73 |           |       |               |              |  |  |       |  |
|                      |   |               |  |                           |       |                   |     |                |            |                      |  | 88                        | H | Southeast Mo. St. |   |            | 85 56 |           |       |               |              |  |  |       |  |
|                      |   |               |  |                           |       |                   |     |                |            |                      |  | 95                        | A | Penn St.          |   |            | 72 78 |           |       |               |              |  |  |       |  |
|                      |   |               |  |                           |       |                   |     |                |            |                      |  | 99                        | H | Kansas            |   |            | 62 50 |           |       |               |              |  |  |       |  |
|                      |   |               |  | LAST 10 Division I GAMES: |       |                   |     |                |            |                      |  |                           |   |                   |   |            |       |           |       |               |              |  |  |       |  |
|                      |   |               |  |                           |       |                   |     |                |            |                      |  | 65                        | N | Missouri          |   |            | 75 81 |           | 10    | A             | Baylor       |  |  | 60 73 |  |
|                      |   |               |  |                           |       |                   |     |                |            |                      |  | 222                       | N | Oklahoma St.      |   |            | 61 42 |           | 70    | A             | Iowa St.     |  |  | 65 69 |  |
|                      |   |               |  |                           |       |                   |     |                |            |                      |  | 7                         | H | Oklahoma          |   |            | 59 60 |           | 198   | H             | Colorado     |  |  | 76 56 |  |
|                      |   |               |  |                           |       |                   |     |                |            |                      |  | 52                        | A | Texas             |   |            | 58 46 |           | 222   | H             | Oklahoma St. |  |  | 48 35 |  |
|                      |   |               |  |                           |       |                   |     |                |            |                      |  | 99                        | H | Kansas            |   |            | 62 50 |           | 38    | A             | Texas A&M    |  |  | 48 65 |  |

Non-Div I Games:

Texas Tech

## Texas-Arlington

## Through Games Of 2006 Final

| Average RPI Win: 245      |                    | WON-LOST  | WINNING        | LAST 10              | STRENGTH OF | OPP. STRENGTH | TEAM                | ADJ.  | CONF.           | ADJ CONF.         |
|---------------------------|--------------------|-----------|----------------|----------------------|-------------|---------------|---------------------|-------|-----------------|-------------------|
| Average RPI Loss: 87      |                    | RECORD    | PCT. RANK      | GAMES                | SCHEDULE    | OF SCHEDULE   | RPI                 | RPI   | RPI             | RPI               |
| DIV. I ONLY               | 20- 9              | 57        | 7- 3           | 291                  | 150         | 120           | 119                 | 20    | 20              |                   |
| DIV. I NON-CONF.          | 6- 5               | 132       | 0- 0           | 211                  | 46          | 148           | 148                 | 24    | 24              |                   |
| TOTALS                    | RPI 1-25           | RPI 26-50 | W-L RECORDS    | RPI 51-100           | RPI 100+    |               |                     |       |                 |                   |
| 20- 9                     | 0- 0               | 0- 3      | OVERALL        | 0- 3                 | 20- 3       |               |                     |       |                 |                   |
| 9- 2                      | 0- 0               | 0- 0      | HOME           | 0- 1                 | 9- 1        |               |                     |       |                 |                   |
| 9- 7                      | 0- 0               | 0- 3      | AWAY           | 0- 2                 | 9- 2        |               |                     |       |                 |                   |
| 2- 0                      | 0- 0               | 0- 0      | NEUTRAL        | 0- 0                 | 2- 0        |               |                     |       |                 |                   |
| 6- 5                      | 0- 0               | 0- 3      | NON-CONFERENCE | 0- 2                 | 6- 0        |               |                     |       |                 |                   |
| 1- 0                      | 0- 0               | 0- 0      | HOME           | 0- 0                 | 1- 0        |               |                     |       |                 |                   |
| 3- 5                      | 0- 0               | 0- 3      | AWAY           | 0- 2                 | 3- 0        |               |                     |       |                 |                   |
| 2- 0                      | 0- 0               | 0- 0      | NEUTRAL        | 0- 0                 | 2- 0        |               |                     |       |                 |                   |
| 14- 4                     | 0- 0               | 0- 0      | CONFERENCE     | 0- 1                 | 14- 3       |               |                     |       |                 |                   |
| 8- 2                      | 0- 0               | 0- 0      | HOME           | 0- 1                 | 8- 1        |               |                     |       |                 |                   |
| 6- 2                      | 0- 0               | 0- 0      | AWAY           | 0- 0                 | 6- 2        |               |                     |       |                 |                   |
| 0- 0                      | 0- 0               | 0- 0      | NEUTRAL        | 0- 0                 | 0- 0        |               |                     |       |                 |                   |
| RPI S                     | RPI 1-25 Opponent  | Score     | RPI S          | RPI 26-50 Opponent   | Score       | RPI S         | RPI 51-100 Opponent | Score | RPI S           | RPI 101+ Opponent |
| 26                        | A TCU              | 58 70     | 68             | H Stephen F. Austin  | 35 39       | 113           | A UTSA              | 67 68 | Team's RPI: 119 |                   |
| 33                        | A Florida          | 49 59     | 74             | A Cincinnati         | 61 73       | 113           | H UTSA              | 75 76 |                 |                   |
| 50                        | A South Fla.       | 50 74     | 90             | A Southern Methodist | 58 67       | 137           | H La. -Monroe       | 58 55 |                 |                   |
|                           |                    |           |                |                      |             | 185           | A UTEP              | 58 53 |                 |                   |
|                           |                    |           |                |                      |             | 205           | A New Mexico St.    | 62 50 |                 |                   |
|                           |                    |           |                |                      |             | 206           | N La Salle          | 60 54 |                 |                   |
|                           |                    |           |                |                      |             | 208           | A Texas St.         | 88 54 |                 |                   |
|                           |                    |           |                |                      |             | 217           | N Troy              | 65 54 |                 |                   |
|                           |                    |           |                |                      |             | 220           | A McNeese St.       | 47 48 |                 |                   |
|                           |                    |           |                |                      |             | 220           | H McNeese St.       | 59 56 |                 |                   |
|                           |                    |           |                |                      |             | 220           | H McNeese St.       | 71 43 |                 |                   |
|                           |                    |           |                |                      |             | 242           | A Lamar             | 60 57 |                 |                   |
|                           |                    |           |                |                      |             | 242           | H Lamar             | 78 41 |                 |                   |
|                           |                    |           |                |                      |             | 251           | A UCF               | 65 22 |                 |                   |
|                           |                    |           |                |                      |             | 268           | A Northwestern St.  | 71 49 |                 |                   |
|                           |                    |           |                |                      |             | 268           | H Northwestern St.  | 83 43 |                 |                   |
|                           |                    |           |                |                      |             | 270           | H Cornell           | 75 57 |                 |                   |
|                           |                    |           |                |                      |             | 291           | A Southeastern La.  | 61 43 |                 |                   |
|                           |                    |           |                |                      |             | 291           | H Southeastern La.  | 58 33 |                 |                   |
|                           |                    |           |                |                      |             | 292           | A Sam Houston St.   | 61 44 |                 |                   |
|                           |                    |           |                |                      |             | 292           | H Sam Houston St.   | 56 34 |                 |                   |
|                           |                    |           |                |                      |             | 294           | A Nicholls St.      | 60 40 |                 |                   |
|                           |                    |           |                |                      |             | 294           | H Nicholls St.      | 65 39 |                 |                   |
| LAST 10 Division I GAMES: |                    |           |                |                      |             |               |                     |       |                 |                   |
| 113                       | H UTSA             | 75 76     | 294            | H Nicholls St.       | 65 39       |               |                     |       |                 |                   |
| 220                       | H McNeese St.      | 71 43     | 242            | A Lamar              | 60 57       |               |                     |       |                 |                   |
| 220                       | A McNeese St.      | 47 48     | 113            | A UTSA               | 67 68       |               |                     |       |                 |                   |
| 292                       | A Sam Houston St.  | 61 44     | 268            | H Northwestern St.   | 83 43       |               |                     |       |                 |                   |
| 291                       | H Southeastern La. | 58 33     | 220            | H McNeese St.        | 59 56       |               |                     |       |                 |                   |




























































Texas-Arlington

Texas-Arlington

Non-Div I Games:





Texas-Arlington

Loss, 
Non-Conf, S Site, 
H Home
A Away 
N Neutral

|                           |          |                 |   |                   |  |   |               |   |   |                           |   |          |  |          |  |           |  |               |  |
|---------------------------|----------|-----------------|---|-------------------|--|---|---------------|---|---|---------------------------|---|----------|--|----------|--|-----------|--|---------------|--|
| Average RPI Win: 226      |          | WON-LOST RECORD |   | WINNING PCT. RANK |  | LAST 10 GAMES   |               | STRENGTH OF SCHEDULE  |   | OPP. STRENGTH OF SCHEDULE |   | TEAM RPI |  | ADJ. RPI |  | CONF. RPI |  | ADJ CONF. RPI |  |
| DIV. I ONLY               |          | 11- 18          |   | 227               |  | 3- 7  |               | 142   |   | 173                       |   | 204      |  | 201      |  | 16        |  | 16            |  |
| DIV. I NON-CONF.          |          | 5- 5            |   | 144               |  | 0- 0  |               | 236   |   | 177                       |   | 187      |  | 182      |  | 16        |  | 16            |  |
| TOTALS                    |          | RPI 1-25        |   | RPI 26-50         |  | W-L RECORDS   |               | RPI 51-100  |   | RPI 100+                  |   |          |  |          |  |           |  |               |  |
| 11- 18                    |          | 0- 0            |   | 0- 3              |  | OVERALL   |               | 0- 4  |   | 11- 11                    |   |          |  |          |  |           |  |               |  |
| 5- 6                      |          | 0- 0            |   | 0- 1              |  | HOME  |               | 0- 1  |   | 5- 4                      |   |          |  |          |  |           |  |               |  |
| 5- 10                     |          | 0- 0            |   | 0- 1              |  | AWAY  |               | 0- 3  |   | 5- 6                      |   |          |  |          |  |           |  |               |  |
| 1- 2                      |          | 0- 0            |   | 0- 1              |  | NEUTRAL   |               | 0- 0  |   | 1- 1                      |   |          |  |          |  |           |  |               |  |
| 5- 5                      |          | 0- 0            |   | 0- 1              |  | NON-CONFERENCE  |               | 0- 1  |   | 5- 3                      |   |          |  |          |  |           |  |               |  |
| 3- 0                      |          | 0- 0            |   | 0- 0              |  | HOME  |               | 0- 0  |   | 3- 0                      |   |          |  |          |  |           |  |               |  |
| 2- 4                      |          | 0- 0            |   | 0- 1              |  | AWAY  |               | 0- 1  |   | 2- 2                      |   |          |  |          |  |           |  |               |  |
| 0- 1                      |          | 0- 0            |   | 0- 0              |  | NEUTRAL   |               | 0- 0  |   | 0- 1                      |   |          |  |          |  |           |  |               |  |
| 6- 13                     |          | 0- 0            |   | 0- 2              |  | CONFERENCE  |               | 0- 3  |   | 6- 8                      |   |          |  |          |  |           |  |               |  |
| 2- 6                      |          | 0- 0            |   | 0- 1              |  | HOME  |               | 0- 1  |   | 2- 4                      |   |          |  |          |  |           |  |               |  |
| 3- 6                      |          | 0- 0            |   | 0- 0              |  | AWAY  |               | 0- 2  |   | 3- 4                      |   |          |  |          |  |           |  |               |  |
| 1- 1                      |          | 0- 0            |   | 0- 1              |  | NEUTRAL   |               | 0- 0  |   | 1- 0                      |   |          |  |          |  |           |  |               |  |
| RPI 1-25                  |          | RPI 26-50       |   | RPI 51-100        |  | RPI 101+  |               | Team's RPI: 201   |   |                           |   |          |  |          |  |           |  |               |  |
| RPI S                     | Opponent | Score           | RPI S   | Opponent          | Score  | RPI S   | Opponent      | Score   | RPI S   | Opponent                  | Score   |          |  |          |  |           |  |               |  |
|                           |          |                 | 41     | Bowling Green     | 65  71   | 72     | Eastern Mich. | 40  68   | 121    | Ball St.                  | 49  64   |          |  |          |  |           |  |               |  |
|                           |          |                 | 41 N  | Bowling Green     | 46  68   | 72     | Eastern Mich. | 49  73   | 121    | Ball St.                  | 83 79   |          |  |          |  |           |  |               |  |
|                           |          |                 | 47     | Indiana St.       | 56  74   | 74     | Cincinnati    | 60  70   | 127    | Oakland                   | 74 47   |          |  |          |  |           |  |               |  |
|                           |          |                 |   |                   |  | 93     | Kent St.      | 57  85   | 144   | N Dayton                  | 77  79   |          |  |          |  |           |  |               |  |
|                           |          |                 |   |                   |  |   |               |   | 147    | Western Mich.             | 86  87   |          |  |          |  |           |  |               |  |
|                           |          |                 |   |                   |  |   |               |   | 147    | Western Mich.             | 71  73   |          |  |          |  |           |  |               |  |
|                           |          |                 |   |                   |  |   |               |   | 147   | N Western Mich.           | 64 59   |          |  |          |  |           |  |               |  |
|                           |          |                 |   |                   |  |   |               |   | 152    | Tulane                    | 67  77   |          |  |          |  |           |  |               |  |
|                           |          |                 |   |                   |  |   |               |   | 163    | Va. Commonwealth          | 50  71   |          |  |          |  |           |  |               |  |
|                           |          |                 |   |                   |  |   |               |   | 164    | Northern Ill.             | 60  71   |          |  |          |  |           |  |               |  |
|                           |          |                 |   |                   |  |   |               |   | 164    | Northern Ill.             | 52  59   |          |  |          |  |           |  |               |  |
|                           |          |                 |   |                   |  |   |               |   | 188    | Central Mich.             | 51  54   |          |  |          |  |           |  |               |  |
|                           |          |                 |   |                   |  |   |               |   | 188    | Central Mich.             | 48  60   |          |  |          |  |           |  |               |  |
|                           |          |                 |   |                   |  |   |               |   | 223    | Michigan                  | 61 55   |          |  |          |  |           |  |               |  |
|                           |          |                 |   |                   |  |   |               |   | 226  | Wright St.                | 69 66   |          |  |          |  |           |  |               |  |
|                           |          |                 |   |                   |  |   |               |   | 246  | Buffalo                   | 57 47   |          |  |          |  |           |  |               |  |
|                           |          |                 |   |                   |  |   |               |   | 246  | Buffalo                   | 70 58   |          |  |          |  |           |  |               |  |
|                           |          |                 |   |                   |  |   |               |   | 266  | Ohio                      | 81 49   |          |  |          |  |           |  |               |  |
|                           |          |                 |   |                   |  |   |               |   | 286  | North Dakota St.          | 69 66   |          |  |          |  |           |  |               |  |
|                           |          |                 |   |                   |  |   |               |   | 293  | Miami (Ohio)              | 77 58   |          |  |          |  |           |  |               |  |
|                           |          |                 |   |                   |  |   |               |   | 301  | Akron                     | 66  69 |          |  |          |  |           |  |               |  |
|                           |          |                 |   |                   |  |   |               |   | 308  | St. Francis (Pa.)         | 83 59   |          |  |          |  |           |  |               |  |
| LAST 10 Division I GAMES: |          |                 |   |                   |  |   |               |   |   |                           |   |          |  |          |  |           |  |               |  |
|                           |          |                 | 41 N  | Bowling Green     | 46  68 | 164  | Northern Ill. | 52  59 |   |                           |   |          |  |          |  |           |  |               |  |
|                           |          |                 | 147 N   | Western Mich.     | 64 59  | 72   | Eastern Mich. | 49  73 |   |                           |   |          |  |          |  |           |  |               |  |
|                           |          |                 | 246  | Buffalo           | 70 58  | 121  | Ball St.      | 49  64 |   |                           |   |          |  |          |  |           |  |               |  |
|                           |          |                 | 147  | Western Mich.     | 86  87 | 266  | Ohio          | 81 49   |   |                           |   |          |  |          |  |           |  |               |  |
|                           |          |                 | 188  | Central Mich.     | 51  54 | 301  | Akron         | 66  69 |   |                           |   |          |  |          |  |           |  |               |  |

Non-Div I Games:

Toledo

 Loss,  Non-Conf, S Site,  Home  Away N Neutral

Average RPI Win: 229

Average RPI Loss: 111

WON-LOST  
RECORDWINNING  
PCT. RANKLAST 10  
GAMESSTRENGTH OF  
SCHEDULEOPP. STRENGTH  
OF SCHEDULETEAM  
RPIADJ.  
RPICONF.  
RPIADJ CONF.  
RPI

DIV. I ONLY

9- 19

257

2- 8

157

122

229

225

8

8

DIV. I NON-CONF.

5- 4

123

0- 0

260

260

182

180

8

8

TOTALS

RPI 1-25

RPI 26-50

W-L RECORDS

RPI 51-100

RPI 100+

9- 19

0- 1

0- 0

OVERALL

0- 8

9- 10

6- 8

0- 1

0- 0

HOME

0- 3

6- 4

2- 8

0- 0

0- 0

AWAY

0- 4

2- 4

1- 3

0- 0

0- 0

NEUTRAL

0- 1

1- 2

5- 4

0- 0

0- 0

NON-CONFERENCE

0- 2

5- 2

4- 1

0- 0

0- 0

HOME

0- 0

4- 1

0- 1

0- 0

0- 0

AWAY

0- 1

0- 0

1- 2

0- 0

0- 0

NEUTRAL

0- 1

1- 1

4- 15

0- 1

0- 0

CONFERENCE

0- 6

4- 8

2- 7

0- 1

0- 0

HOME

0- 3

2- 3

2- 7

0- 0

0- 0

AWAY

0- 3

2- 4

0- 1

0- 0

0- 0

NEUTRAL

0- 0

0- 1

RPI 1-25

RPI S Opponent

Score

RPI 26-50

RPI S Opponent

Score

RPI 51-100

RPI S Opponent

Score

RPI 101+

RPI S Opponent

Team's RPI: 225

Score

20 H Old Domini on

56 69

55 A James Madison

61 75

110 H Wake Forest

63 48

55 H James Madison

53 87

115 H Loyola (Md.)

62 70

56 A Pittsburgh

50 69

120 H William &amp; Mary

33 51

65 N Missouri

56 57

122 A Drexel

58 51

69 A Delaware

52 64

122 H Drexel

61 63

69 H Delaware

56 67

122 N Drexel

46 61

76 A Hofstra

53 71

131 A George Mason

45 50

76 H Hofstra

63 71

142 A UNC Wilmington

50 56

160 N New Hampshire

69 70

163 A Va. Commonwealth

61 72

163 H Va. Commonwealth

62 61

235 A Northeastern

77 75

235 H Northeastern

62 54

238 N Fairfield

75 57

243 A Georgia St.

69 78

243 H Georgia St.

65 89

305 H American

67 54

325 H Kennesaw St.

67 52

326 H St. Francis (N.Y.)

48 45

LAST 10 Division I GAMES:

122 N Drexel

46 61

69 A Delaware

52 64

235 H Northeastern

62 54

55 H James Madison

53 87

131 A George Mason

45 50

163 H Va. Commonwealth

62 61

76 A Hofstra

53 71

243 A Georgia St.

69 78

122 H Drexel

61 63

142 A UNC Wilmington

50 56

Towson

| Average RPI Win: 219 |               | WON-LOST RECORD           | WINNING PCT. RANK | LAST 10 GAMES   | STRENGTH OF SCHEDULE | OPP. STRENGTH OF SCHEDULE | TEAM RPI            | ADJ. RPI         | CONF. RPI | ADJ CONF. RPI             |
|----------------------|---------------|---------------------------|-------------------|-----------------|----------------------|---------------------------|---------------------|------------------|-----------|---------------------------|
| DIV. I ONLY          |               | 9- 18                     | 247               | 2- 8            | 124                  | 170                       | 217                 | 217              | 9         | 9                         |
| DIV. I NON-CONF.     |               | 6- 5                      | 132               | 0- 0            | 151                  | 284                       | 138                 | 141              | 10        | 10                        |
| TOTALS               |               | RPI 1-25                  | RPI 26-50         | W-L RECORDS     | RPI 51-100           | RPI 100+                  |                     |                  |           |                           |
| 9- 18                |               | 0- 1                      | 0- 0              | OVERALL         | 1- 5                 | 8- 12                     |                     |                  |           |                           |
| 8- 6                 |               | 0- 0                      | 0- 0              | HOME            | 1- 1                 | 7- 5                      |                     |                  |           |                           |
| 1- 9                 |               | 0- 1                      | 0- 0              | AWAY            | 0- 3                 | 1- 5                      |                     |                  |           |                           |
| 0- 3                 |               | 0- 0                      | 0- 0              | NEUTRAL         | 0- 1                 | 0- 2                      |                     |                  |           |                           |
| 6- 5                 |               | 0- 0                      | 0- 0              | NON-CONFERENCE  | 0- 2                 | 6- 3                      |                     |                  |           |                           |
| 6- 0                 |               | 0- 0                      | 0- 0              | HOME            | 0- 0                 | 6- 0                      |                     |                  |           |                           |
| 0- 3                 |               | 0- 0                      | 0- 0              | AWAY            | 0- 2                 | 0- 1                      |                     |                  |           |                           |
| 0- 2                 |               | 0- 0                      | 0- 0              | NEUTRAL         | 0- 0                 | 0- 2                      |                     |                  |           |                           |
| 3- 13                |               | 0- 1                      | 0- 0              | CONFERENCE      | 1- 3                 | 2- 9                      |                     |                  |           |                           |
| 2- 6                 |               | 0- 0                      | 0- 0              | HOME            | 1- 1                 | 1- 5                      |                     |                  |           |                           |
| 1- 6                 |               | 0- 1                      | 0- 0              | AWAY            | 0- 1                 | 1- 4                      |                     |                  |           |                           |
| 0- 1                 |               | 0- 0                      | 0- 0              | NEUTRAL         | 0- 1                 | 0- 0                      |                     |                  |           |                           |
| RPI 1-25             |               | RPI 26-50                 |                   | RPI 51-100      |                      | RPI 101+                  |                     | Team's RPI : 217 |           |                           |
| RPI S                | Opponent      | Score                     | RPI S             | Opponent        | Score                | RPI S                     | Opponent            | Score            |           |                           |
| 18                   | A Western Ky. | 36 64                     |                   |                 |                      | 61                        | A UNLV              | 51 69            | 106       | A North Texas 46 71       |
|                      |               |                           |                   |                 |                      | 62                        | A Middle Tenn.      | 60 91            | 106       | H North Texas 66 73       |
|                      |               |                           |                   |                 |                      | 75                        | H Florida Int'l     | 65 55            | 109       | A Samford 60 68           |
|                      |               |                           |                   |                 |                      | 81                        | H Arkansas St.      | 65 76            | 119       | N Texas-Arlington 54 65   |
|                      |               |                           |                   |                 |                      | 81                        | N Arkansas St.      | 62 68            | 146       | H Ark. -Little Rock 46 71 |
|                      |               |                           |                   |                 |                      | 86                        | A Georgia Tech      | 43 69            | 154       | A South Ala. 40 61        |
|                      |               |                           |                   |                 |                      |                           |                     |                  | 154       | H South Ala. 52 71        |
|                      |               |                           |                   |                 |                      |                           |                     |                  | 155       | A Denver 72 65            |
|                      |               |                           |                   |                 |                      |                           |                     |                  | 155       | H Denver 50 63            |
|                      |               |                           |                   |                 |                      |                           |                     |                  | 173       | A La. -Lafayette 59 70    |
|                      |               |                           |                   |                 |                      |                           |                     |                  | 173       | H La. -Lafayette 69 81    |
|                      |               |                           |                   |                 |                      |                           |                     |                  | 174       | H Austin Peay 68 61       |
|                      |               |                           |                   |                 |                      |                           |                     |                  | 188       | N Central Mich. 63 75     |
|                      |               |                           |                   |                 |                      |                           |                     |                  | 245       | H Ga. Southern 74 71      |
|                      |               |                           |                   |                 |                      |                           |                     |                  | 248       | H Bi rmi ngham-So. 67 64  |
|                      |               |                           |                   |                 |                      |                           |                     |                  | 249       | H Navy 89 87              |
|                      |               |                           |                   |                 |                      |                           |                     |                  | 251       | H UCF 59 55               |
|                      |               |                           |                   |                 |                      |                           |                     |                  | 263       | H Jacksonville St. 81 79  |
|                      |               |                           |                   |                 |                      |                           |                     |                  | 310       | A New Orleans 54 63       |
|                      |               |                           |                   |                 |                      |                           |                     |                  | 310       | H New Orleans 93 53       |
|                      |               | LAST 10 Division I GAMES: |                   |                 |                      |                           |                     |                  |           |                           |
|                      |               |                           | 81                | N Arkansas St.  | 62 68                | 173                       | A La. -Lafayette    | 59 70            |           |                           |
|                      |               |                           | 155               | H Denver        | 50 63                | 310                       | A New Orleans       | 54 63            |           |                           |
|                      |               |                           | 106               | H North Texas   | 66 73                | 81                        | H Arkansas St.      | 65 76            |           |                           |
|                      |               |                           | 154               | A South Ala.    | 40 61                | 146                       | H Ark. -Little Rock | 46 71            |           |                           |
|                      |               |                           | 75                | H Florida Int'l | 65 55                | 155                       | A Denver            | 72 65            |           |                           |

Troy

Non-Div I Games:

Troy

Loss, 
Non-Conf, S Site, 
H Home
A Away 
N Neutral

Average RPI Win: 215  
Average RPI Loss: 120

WON-LOST  
RECORD

WINNING  
PCT. RANK

LAST 10  
GAMES

STRENGTH OF  
SCHEDULE

OPP. STRENGTH  
OF SCHEDULE

TEAM  
RPI

ADJ.  
RPI

CONF.  
RPI

ADJ CONF.  
RPI

DIV. I ONLY  
DIV. I NON-CONF.

15- 12  
6- 3

128  
81

6- 4  
0- 0

182  
215

148  
294

149  
124

152  
125

13  
13

13  
12

TOTALS

RPI 1-25

RPI 26-50

W-L RECORDS

RPI 51-100

RPI 100+

15- 12 0- 1

0- 2

OVERALL

1- 4

14- 5

8- 5 0- 0

0- 1

HOME

0- 2

8- 2

5- 6 0- 1

0- 1

AWAY

1- 2

4- 2

2- 1 0- 0

0- 0

NEUTRAL

0- 0

2- 1

6- 3 0- 1

0- 0

NON-CONFERENCE

0- 0

6- 2

4- 1 0- 0

0- 0

HOME

0- 0

4- 1

1- 1 0- 1

0- 0

AWAY

0- 0

1- 0

1- 1 0- 0

0- 0

NEUTRAL

0- 0

1- 1

9- 9 0- 0

0- 2

CONFERENCE

1- 4

8- 3

4- 4 0- 0

0- 1

HOME

0- 2

4- 1

4- 5 0- 0

0- 1

AWAY

1- 2

3- 2

1- 0 0- 0

0- 0

NEUTRAL

0- 0

1- 0

RPI 1-25

RPI 26-50

RPI 51-100

RPI 101+

Team's RPI: 152

RPI S Opponent Score  
6 A LSU 60 89

RPI S Opponent Score  
45 A Tul sa 63 74  
45 H Tul sa 63 70

RPI S Opponent Score  
84 A Ri ce 69 82  
84 H Ri ce 56 68  
90 A Southern Methodist 71 58  
90 A Southern Methodist 84 86  
90 H Southern Methodist 66 78

RPI S Opponent Score  
109 H Samford 55 64  
140 H East Caro. 81 78  
156 A UAB 86 84  
169 A Houston 61 54  
169 H Houston 65 54  
183 H Marshal l 58 40  
185 A UTEP 68 63  
185 H UTEP 58 59  
189 A Southern Mi ss. 60 75  
201 H Tol edo 77 67  
236 H Howard 84 79  
251 A UCF 52 60  
251 N UCF 69 52  
261 N Chi cago St. 64 65  
274 H Central Conn. St. 72 60  
277 N Lehi gh 65 63  
291 A Southeastern La. 69 62  
293 H Mi ami (Ohi o) 88 72  
309 H Memphi s 74 58

LAST 10 Division I GAMES:

90 A Southern Methodist 84 86  
251 N UCF 69 52  
90 A Southern Methodist 71 58  
45 A Tul sa 63 74  
140 H East Caro. 81 78  
183 H Marshal l 58 40  
84 H Ri ce 56 68  
169 H Houston 65 54  
156 A UAB 86 84  
185 H UTEP 58 59

Tulane

Non-Div I Games:

Tulane

Loss, Non-Conf, S Site, H Home A Away N Neutral



|                           |                    |                 |  |                   |                    |                |  |                      |                    |                           |  |          |                |          |  |           |  |               |  |
|---------------------------|--------------------|-----------------|--|-------------------|--------------------|----------------|--|----------------------|--------------------|---------------------------|--|----------|----------------|----------|--|-----------|--|---------------|--|
| Average RPI Win: 151      |                    | WON-LOST RECORD |  | WINNING PCT. RANK |                    | LAST 10 GAMES  |  | STRENGTH OF SCHEDULE |                    | OPP. STRENGTH OF SCHEDULE |  | TEAM RPI |                | ADJ. RPI |  | CONF. RPI |  | ADJ CONF. RPI |  |
| DIV. I ONLY               |                    | 26- 6           |  | 16                |                    | 8- 2           |  | 118                  |                    | 95                        |  | 45       |                | 45       |  | 13        |  | 13            |  |
| DIV. I NON-CONF.          |                    | 10- 3           |  | 41                |                    | 1- 1           |  | 124                  |                    | 29                        |  | 52       |                | 52       |  | 13        |  | 12            |  |
| TOTALS                    |                    | RPI 1-25        |  | RPI 26-50         |                    | W-L RECORDS    |  | RPI 51-100           |                    | RPI 100+                  |  |          |                |          |  |           |  |               |  |
| 26- 6                     |                    | 1- 1            |  | 1- 0              |                    | OVERALL        |  | 5- 3                 |                    | 19- 2                     |  |          |                |          |  |           |  |               |  |
| 11- 1                     |                    | 0- 0            |  | 1- 0              |                    | HOME           |  | 3- 0                 |                    | 7- 1                      |  |          |                |          |  |           |  |               |  |
| 9- 5                      |                    | 0- 1            |  | 0- 0              |                    | AWAY           |  | 1- 3                 |                    | 8- 1                      |  |          |                |          |  |           |  |               |  |
| 6- 0                      |                    | 1- 0            |  | 0- 0              |                    | NEUTRAL        |  | 1- 0                 |                    | 4- 0                      |  |          |                |          |  |           |  |               |  |
| 10- 3                     |                    | 1- 1            |  | 1- 0              |                    | NON-CONFERENCE |  | 1- 2                 |                    | 7- 0                      |  |          |                |          |  |           |  |               |  |
| 4- 0                      |                    | 0- 0            |  | 1- 0              |                    | HOME           |  | 1- 0                 |                    | 2- 0                      |  |          |                |          |  |           |  |               |  |
| 3- 3                      |                    | 0- 1            |  | 0- 0              |                    | AWAY           |  | 0- 2                 |                    | 3- 0                      |  |          |                |          |  |           |  |               |  |
| 3- 0                      |                    | 1- 0            |  | 0- 0              |                    | NEUTRAL        |  | 0- 0                 |                    | 2- 0                      |  |          |                |          |  |           |  |               |  |
| 16- 3                     |                    | 0- 0            |  | 0- 0              |                    | CONFERENCE     |  | 4- 1                 |                    | 12- 2                     |  |          |                |          |  |           |  |               |  |
| 7- 1                      |                    | 0- 0            |  | 0- 0              |                    | HOME           |  | 2- 0                 |                    | 5- 1                      |  |          |                |          |  |           |  |               |  |
| 6- 2                      |                    | 0- 0            |  | 0- 0              |                    | AWAY           |  | 1- 1                 |                    | 5- 1                      |  |          |                |          |  |           |  |               |  |
| 3- 0                      |                    | 0- 0            |  | 0- 0              |                    | NEUTRAL        |  | 1- 0                 |                    | 2- 0                      |  |          |                |          |  |           |  |               |  |
| RPI 1-25                  |                    | RPI 26-50       |  | Team's RPI: 45    |                    | RPI 51-100     |  | RPI 101+             |                    |                           |  |          |                |          |  |           |  |               |  |
| RPI S                     | Opponent           | Score           |  | RPI S             | Opponent           | Score          |  | RPI S                | Opponent           | Score                     |  | RPI S    | Opponent       | Score    |  |           |  |               |  |
| 11 N                      | North Carolina St. | 71 61           |  | 27 H              | Florida St.        | 80 71          |  | 68 H                 | Stephen F. Austin  | 73 66                     |  | 113 A    | UTSA           | 63 41    |  |           |  |               |  |
| 13 A                      | DePaul             | 67 71           |  |                   |                    |                |  | 84 A                 | Rice               | 62 78                     |  | 117 A    | Arkansas       | 66 64    |  |           |  |               |  |
|                           |                    |                 |  |                   |                    |                |  | 84 H                 | Rice               | 58 53                     |  | 134 H    | Oral Roberts   | 88 73    |  |           |  |               |  |
|                           |                    |                 |  |                   |                    |                |  | 84 N                 | Rice               | 55 52                     |  | 140 A    | East Caro.     | 74 52    |  |           |  |               |  |
|                           |                    |                 |  |                   |                    |                |  | 86 A                 | Georgia Tech       | 38 54                     |  | 140 N    | East Caro.     | 77 60    |  |           |  |               |  |
|                           |                    |                 |  |                   |                    |                |  | 90 A                 | Southern Methodist | 78 67                     |  | 152 A    | Tulane         | 70 63    |  |           |  |               |  |
|                           |                    |                 |  |                   |                    |                |  | 90 H                 | Southern Methodist | 73 54                     |  | 152 H    | Tulane         | 74 63    |  |           |  |               |  |
|                           |                    |                 |  |                   |                    |                |  | 91 A                 | Missouri St.       | 64 73                     |  | 156 H    | UAB            | 57 60    |  |           |  |               |  |
|                           |                    |                 |  |                   |                    |                |  |                      |                    |                           |  | 169 A    | Houston        | 75 54    |  |           |  |               |  |
|                           |                    |                 |  |                   |                    |                |  |                      |                    |                           |  | 169 H    | Houston        | 83 55    |  |           |  |               |  |
|                           |                    |                 |  |                   |                    |                |  |                      |                    |                           |  | 183 A    | Marshall       | 81 56    |  |           |  |               |  |
|                           |                    |                 |  |                   |                    |                |  |                      |                    |                           |  | 185 A    | UTEP           | 66 73    |  |           |  |               |  |
|                           |                    |                 |  |                   |                    |                |  |                      |                    |                           |  | 185 H    | UTEP           | 64 48    |  |           |  |               |  |
|                           |                    |                 |  |                   |                    |                |  |                      |                    |                           |  | 187 N    | Colorado St.   | 69 65    |  |           |  |               |  |
|                           |                    |                 |  |                   |                    |                |  |                      |                    |                           |  | 189 A    | Southern Miss. | 76 57    |  |           |  |               |  |
|                           |                    |                 |  |                   |                    |                |  |                      |                    |                           |  | 189 N    | Southern Miss. | 81 68    |  |           |  |               |  |
|                           |                    |                 |  |                   |                    |                |  |                      |                    |                           |  | 222 A    | Oklahoma St.   | 75 68    |  |           |  |               |  |
|                           |                    |                 |  |                   |                    |                |  |                      |                    |                           |  | 227 H    | UMKC           | 59 46    |  |           |  |               |  |
|                           |                    |                 |  |                   |                    |                |  |                      |                    |                           |  | 246 N    | Buffalo        | 64 39    |  |           |  |               |  |
|                           |                    |                 |  |                   |                    |                |  |                      |                    |                           |  | 251 H    | UCF            | 71 43    |  |           |  |               |  |
|                           |                    |                 |  |                   |                    |                |  |                      |                    |                           |  | 309 H    | Memphis        | 93 40    |  |           |  |               |  |
| LAST 10 Division I GAMES: |                    |                 |  |                   |                    |                |  |                      |                    |                           |  |          |                |          |  |           |  |               |  |
| 13 A                      | DePaul             | 67 71           |  | 185 H             | UTEP               | 64 48          |  |                      |                    |                           |  |          |                |          |  |           |  |               |  |
| 11 N                      | North Carolina St. | 71 61           |  | 152 H             | Tulane             | 74 63          |  |                      |                    |                           |  |          |                |          |  |           |  |               |  |
| 84 N                      | Rice               | 55 52           |  | 84 A              | Rice               | 62 78          |  |                      |                    |                           |  |          |                |          |  |           |  |               |  |
| 189 N                     | Southern Miss.     | 81 68           |  | 169 A             | Houston            | 75 54          |  |                      |                    |                           |  |          |                |          |  |           |  |               |  |
| 140 N                     | East Caro.         | 77 60           |  | 90 A              | Southern Methodist | 78 67          |  |                      |                    |                           |  |          |                |          |  |           |  |               |  |

Non-Div I Games:

Tulsa

| Average RPI Win: 182      |                | WON-LOST RECORD | WINNING PCT. RANK | LAST 10 GAMES | STRENGTH OF SCHEDULE | OPP. STRENGTH OF SCHEDULE | TEAM RPI           | ADJ. RPI        | CONF. RPI | ADJ CONF. RPI   |        |
|---------------------------|----------------|-----------------|-------------------|---------------|----------------------|---------------------------|--------------------|-----------------|-----------|-----------------|--------|
| DIV. I ONLY               | 14- 14         | 163             | 4- 6              | 153           | 132                  | 160                       | 156                | 13              | 13        |                 |        |
| DIV. I NON-CONF.          | 7- 4           | 94              | 0- 0              | 83            | 81                   | 73                        | 72                 | 13              | 12        |                 |        |
| <hr/>                     |                |                 |                   |               |                      |                           |                    |                 |           |                 |        |
| TOTALS                    | RPI 1-25       | RPI 26-50       | W-L RECORDS       |               | RPI 51-100           | RPI 100+                  |                    |                 |           |                 |        |
| 14- 14                    | 1- 0           | 1- 1            | OVERALL           |               | 1- 4                 | 11- 9                     |                    |                 |           |                 |        |
| 10- 6                     | 1- 0           | 0- 0            | HOME              |               | 1- 2                 | 8- 4                      |                    |                 |           |                 |        |
| 4- 7                      | 0- 0           | 1- 1            | AWAY              |               | 0- 2                 | 3- 4                      |                    |                 |           |                 |        |
| 0- 1                      | 0- 0           | 0- 0            | NEUTRAL           |               | 0- 0                 | 0- 1                      |                    |                 |           |                 |        |
| <hr/>                     |                |                 |                   |               |                      |                           |                    |                 |           |                 |        |
| 7- 4                      | 1- 0           | 0- 1            | NON-CONFERENCE    |               | 1- 2                 | 5- 1                      |                    |                 |           |                 |        |
| 7- 1                      | 1- 0           | 0- 0            | HOME              |               | 1- 1                 | 5- 0                      |                    |                 |           |                 |        |
| 0- 3                      | 0- 0           | 0- 1            | AWAY              |               | 0- 1                 | 0- 1                      |                    |                 |           |                 |        |
| 0- 0                      | 0- 0           | 0- 0            | NEUTRAL           |               | 0- 0                 | 0- 0                      |                    |                 |           |                 |        |
| <hr/>                     |                |                 |                   |               |                      |                           |                    |                 |           |                 |        |
| 7- 10                     | 0- 0           | 1- 0            | CONFERENCE        |               | 0- 2                 | 6- 8                      |                    |                 |           |                 |        |
| 3- 5                      | 0- 0           | 0- 0            | HOME              |               | 0- 1                 | 3- 4                      |                    |                 |           |                 |        |
| 4- 4                      | 0- 0           | 1- 0            | AWAY              |               | 0- 1                 | 3- 3                      |                    |                 |           |                 |        |
| 0- 1                      | 0- 0           | 0- 0            | NEUTRAL           |               | 0- 0                 | 0- 1                      |                    |                 |           |                 |        |
| <hr/>                     |                |                 |                   |               |                      |                           |                    |                 |           |                 |        |
| RPI 1-25                  |                | RPI 26-50       |                   | RPI 51-100    |                      | RPI 101+                  |                    | Team's RPI: 156 |           |                 |        |
| RPI S                     | Opponent       | Score           | RPI S             | Opponent      | Score                | RPI S                     | Opponent           | Score           |           |                 |        |
| 18 H                      | Western Ky.    | 66 61           | 39 A              | Chattanooga   | 58 84                | 62 H                      | Middle Tenn.       | 71 69           | 133 H     | Alabama         | 70 62  |
|                           |                |                 | 45 A              | Tulsa         | 60 57                | 82 A                      | Mississippi        | 52 71           | 137 A     | La.-Monroe      | 68 70  |
|                           |                |                 |                   |               |                      | 84 H                      | Rice               | 69 83           | 140 A     | East Caro.      | 96 94  |
|                           |                |                 |                   |               |                      | 86 H                      | Georgia Tech       | 55 68           | 140 H     | East Caro.      | 53 59  |
|                           |                |                 |                   |               |                      | 90 A                      | Southern Methodist | 49 54           | 140 N     | East Caro.      | 46 47  |
|                           |                |                 |                   |               |                      |                           |                    |                 | 152 H     | Tulane          | 84 86  |
|                           |                |                 |                   |               |                      |                           |                    |                 | 154 H     | South Ala.      | 70 61  |
|                           |                |                 |                   |               |                      |                           |                    |                 | 169 H     | Houston         | 71 74  |
|                           |                |                 |                   |               |                      |                           |                    |                 | 183 A     | Marshall        | 78 82  |
|                           |                |                 |                   |               |                      |                           |                    |                 | 183 H     | Marshall        | 65 75  |
|                           |                |                 |                   |               |                      |                           |                    |                 | 185 A     | UTEP            | 69 72  |
|                           |                |                 |                   |               |                      |                           |                    |                 | 189 A     | Southern Miss.  | 66 76  |
|                           |                |                 |                   |               |                      |                           |                    |                 | 189 H     | Southern Miss.  | 73 70  |
|                           |                |                 |                   |               |                      |                           |                    |                 | 190 H     | Mississippi St. | 73 59  |
|                           |                |                 |                   |               |                      |                           |                    |                 | 211 H     | Jackson St.     | 73 62  |
|                           |                |                 |                   |               |                      |                           |                    |                 | 251 A     | UCF             | 74 65  |
|                           |                |                 |                   |               |                      |                           |                    |                 | 251 H     | UCF             | 90 78  |
|                           |                |                 |                   |               |                      |                           |                    |                 | 282 H     | Alabama A&M     | 82 77  |
|                           |                |                 |                   |               |                      |                           |                    |                 | 309 A     | Memphis         | 61 58  |
|                           |                |                 |                   |               |                      |                           |                    |                 | 309 H     | Memphis         | 101 60 |
| <hr/>                     |                |                 |                   |               |                      |                           |                    |                 |           |                 |        |
| LAST 10 Division I GAMES: |                |                 |                   |               |                      |                           |                    |                 |           |                 |        |
| 140 N                     | East Caro.     | 46 47           | 140 A             | East Caro.    | 96 94                |                           |                    |                 |           |                 |        |
| 169 H                     | Houston        | 71 74           | 183 A             | Marshall      | 78 82                |                           |                    |                 |           |                 |        |
| 84 H                      | Rice           | 69 83           | 152 H             | Tulane        | 84 86                |                           |                    |                 |           |                 |        |
| 189 A                     | Southern Miss. | 66 76           | 309 H             | Memphis       | 101 60               |                           |                    |                 |           |                 |        |
| 251 A                     | UCF            | 74 65           | 251 H             | UCF           | 90 78                |                           |                    |                 |           |                 |        |

U  
A  
B

Non-Di v I Games:

UAB

■ Loss, 
 ■ Non-Conf, S Site, 
 ■ Home 
 ■ Away 
 N Neutral



| Average RPI Win: 255      |                      | WON-LOST  | WINNING    | LAST 10              | STRENGTH OF     | OPP. STRENGTH | TEAM                 | ADJ.  | CONF. | ADJ CONF.            |       |
|---------------------------|----------------------|-----------|------------|----------------------|-----------------|---------------|----------------------|-------|-------|----------------------|-------|
| Average RPI Loss: 173     |                      | RECORD    | PCT. RANK  | GAMES                | SCHEDULE        | OF SCHEDULE   | RPI                  | RPI   | RPI   | RPI                  |       |
| DIV. I ONLY               |                      | 9- 19     | 257        | 5- 5                 | 226             | 282           | 272                  | 272   | 28    | 28                   |       |
| DIV. I NON-CONF.          |                      | 2- 11     | 298        | 0- 1                 | 132             | 268           | 270                  | 268   | 25    | 25                   |       |
| TOTALS                    |                      | RPI 1-25  | RPI 26-50  | W-L RECORDS          | RPI 51-100      | RPI 100+      |                      |       |       |                      |       |
| 9- 19                     |                      | 0- 1      | 0- 0       | OVERALL              | 0- 2            | 9- 16         |                      |       |       |                      |       |
| 4- 8                      |                      | 0- 0      | 0- 0       | HOME                 | 0- 1            | 4- 7          |                      |       |       |                      |       |
| 5- 9                      |                      | 0- 1      | 0- 0       | AWAY                 | 0- 1            | 5- 7          |                      |       |       |                      |       |
| 0- 2                      |                      | 0- 0      | 0- 0       | NEUTRAL              | 0- 0            | 0- 2          |                      |       |       |                      |       |
| 2- 11                     |                      | 0- 1      | 0- 0       | NON-CONFERENCE       | 0- 2            | 2- 8          |                      |       |       |                      |       |
| 1- 4                      |                      | 0- 0      | 0- 0       | HOME                 | 0- 1            | 1- 3          |                      |       |       |                      |       |
| 1- 6                      |                      | 0- 1      | 0- 0       | AWAY                 | 0- 1            | 1- 4          |                      |       |       |                      |       |
| 0- 1                      |                      | 0- 0      | 0- 0       | NEUTRAL              | 0- 0            | 0- 1          |                      |       |       |                      |       |
| 7- 8                      |                      | 0- 0      | 0- 0       | CONFERENCE           | 0- 0            | 7- 8          |                      |       |       |                      |       |
| 3- 4                      |                      | 0- 0      | 0- 0       | HOME                 | 0- 0            | 3- 4          |                      |       |       |                      |       |
| 4- 3                      |                      | 0- 0      | 0- 0       | AWAY                 | 0- 0            | 4- 3          |                      |       |       |                      |       |
| 0- 1                      |                      | 0- 0      | 0- 0       | NEUTRAL              | 0- 0            | 0- 1          |                      |       |       |                      |       |
| RPI 1-25                  |                      | RPI 26-50 | RPI 51-100 | RPI 101+             | Team's RPI: 272 |               |                      |       |       |                      |       |
| RPI S                     | Opponent             | Score     | RPI S      | Opponent             | Score           | RPI S         | Opponent             | Score |       |                      |       |
| 21                        | A UCLA               | 54 92     |            |                      |                 | 80            | H Fresno St.         | 84 93 | 106   | A North Texas        | 59 90 |
|                           |                      |           |            |                      |                 | 90            | A Southern Methodist | 51 77 | 123   | N South Dakota St.   | 56 81 |
|                           |                      |           |            |                      |                 |               |                      |       | 128   | A Long Beach St.     | 50 79 |
|                           |                      |           |            |                      |                 |               |                      |       | 128   | H Long Beach St.     | 65 67 |
|                           |                      |           |            |                      |                 |               |                      |       | 143   | H Loyola Marymount   | 73 93 |
|                           |                      |           |            |                      |                 |               |                      |       | 149   | A UC Santa Barb.     | 82 69 |
|                           |                      |           |            |                      |                 |               |                      |       | 149   | H UC Santa Barb.     | 60 71 |
|                           |                      |           |            |                      |                 |               |                      |       | 153   | A Santa Clara        | 71 99 |
|                           |                      |           |            |                      |                 |               |                      |       | 171   | A UC Riverside       | 65 63 |
|                           |                      |           |            |                      |                 |               |                      |       | 171   | H UC Riverside       | 46 76 |
|                           |                      |           |            |                      |                 |               |                      |       | 187   | A Colorado St.       | 65 85 |
|                           |                      |           |            |                      |                 |               |                      |       | 205   | H New Mexico St.     | 64 88 |
|                           |                      |           |            |                      |                 |               |                      |       | 232   | A UC Davis           | 79 72 |
|                           |                      |           |            |                      |                 |               |                      |       | 232   | H UC Davis           | 53 56 |
|                           |                      |           |            |                      |                 |               |                      |       | 255   | A Cal Poly           | 83 69 |
|                           |                      |           |            |                      |                 |               |                      |       | 255   | H Cal Poly           | 72 99 |
|                           |                      |           |            |                      |                 |               |                      |       | 276   | A Cal St. Fullerton  | 67 75 |
|                           |                      |           |            |                      |                 |               |                      |       | 276   | H Cal St. Fullerton  | 73 66 |
|                           |                      |           |            |                      |                 |               |                      |       | 279   | A Cal St. Northridge | 47 57 |
|                           |                      |           |            |                      |                 |               |                      |       | 279   | H Cal St. Northridge | 59 55 |
|                           |                      |           |            |                      |                 |               |                      |       | 279   | N Cal St. Northridge | 64 66 |
|                           |                      |           |            |                      |                 |               |                      |       | 284   | A San Diego          | 48 78 |
|                           |                      |           |            |                      |                 |               |                      |       | 291   | H Southeastern La.   | 82 75 |
|                           |                      |           |            |                      |                 |               |                      |       | 319   | A Paci fic           | 85 72 |
|                           |                      |           |            |                      |                 |               |                      |       | 319   | H Paci fic           | 79 58 |
| LAST 10 Division I GAMES: |                      |           |            |                      |                 |               |                      |       |       |                      |       |
| 279                       | N Cal St. Northridge | 64 66     | 279        | H Cal St. Northridge | 59 55           |               |                      |       |       |                      |       |
| 128                       | H Long Beach St.     | 65 67     | 319        | H Paci fic           | 79 58           |               |                      |       |       |                      |       |
| 232                       | H UC Davis           | 53 56     | 171        | A UC Riverside       | 65 63           |               |                      |       |       |                      |       |
| 255                       | A Cal Poly           | 83 69     | 276        | A Cal St. Fullerton  | 67 75           |               |                      |       |       |                      |       |
| 149                       | A UC Santa Barb.     | 82 69     | 128        | A Long Beach St.     | 50 79           |               |                      |       |       |                      |       |

Non-Div I Games:

UC Irvine

Loss, 
Non-Conf, S Site, 
H Home
A Away 
N Neutral

| Average RPI Win:          |                | 232                | WON-LOST       | WINNING            | LAST 10  | STRENGTH OF | OPP. STRENGTH | TEAM               | ADJ.  | CONF.              | ADJ CONF.          |
|---------------------------|----------------|--------------------|----------------|--------------------|----------|-------------|---------------|--------------------|-------|--------------------|--------------------|
| Average RPI Loss:         |                | 161                | RECORD         | PCT. RANK          | GAMES    | SCHEDULE    | OF SCHEDULE   | RPI                | RPI   | RPI                | RPI                |
| DIV. I ONLY               | 16- 15         | 160                | 9- 1           | 151                | 279      | 167         | 171           | 28                 | 28    |                    |                    |
| DIV. I NON-CONF.          | 6- 8           | 191                | 2- 1           | 77                 | 241      | 140         | 143           | 25                 | 25    |                    |                    |
| TOTALS                    | RPI 1-25       | RPI 26-50          | W-L RECORDS    | RPI 51-100         | RPI 100+ |             |               |                    |       |                    |                    |
| 16- 15                    | 0- 2           | 0- 0               | OVERALL        | 0- 2               | 16- 11   |             |               |                    |       |                    |                    |
| 8- 6                      | 0- 1           | 0- 0               | HOME           | 0- 0               | 8- 5     |             |               |                    |       |                    |                    |
| 5- 8                      | 0- 0           | 0- 0               | AWAY           | 0- 2               | 5- 6     |             |               |                    |       |                    |                    |
| 3- 1                      | 0- 1           | 0- 0               | NEUTRAL        | 0- 0               | 3- 0     |             |               |                    |       |                    |                    |
| 6- 8                      | 0- 2           | 0- 0               | NON-CONFERENCE | 0- 2               | 6- 4     |             |               |                    |       |                    |                    |
| 5- 2                      | 0- 1           | 0- 0               | HOME           | 0- 0               | 5- 1     |             |               |                    |       |                    |                    |
| 1- 5                      | 0- 0           | 0- 0               | AWAY           | 0- 2               | 1- 3     |             |               |                    |       |                    |                    |
| 0- 1                      | 0- 1           | 0- 0               | NEUTRAL        | 0- 0               | 0- 0     |             |               |                    |       |                    |                    |
| 10- 7                     | 0- 0           | 0- 0               | CONFERENCE     | 0- 0               | 10- 7    |             |               |                    |       |                    |                    |
| 3- 4                      | 0- 0           | 0- 0               | HOME           | 0- 0               | 3- 4     |             |               |                    |       |                    |                    |
| 4- 3                      | 0- 0           | 0- 0               | AWAY           | 0- 0               | 4- 3     |             |               |                    |       |                    |                    |
| 3- 0                      | 0- 0           | 0- 0               | NEUTRAL        | 0- 0               | 3- 0     |             |               |                    |       |                    |                    |
| RPI S                     | RPI 1-25       | Score              | RPI S          | RPI 26-50          | Score    | RPI S       | RPI 51-100    | Score              | RPI S | RPI 101+           | Team's RPI: 171    |
| 1 N                       | North Carolina | 51 <span>75</span> |                |                    |          | 70 A        | Iowa St.      | 40 <span>65</span> | 103 A | Northern Ariz.     | 62 <span>71</span> |
| 22 H                      | Brigham Young  | 53 <span>67</span> |                |                    |          | 80 A        | Fresno St.    | 50 <span>67</span> | 104 A | Drake              | 51 <span>69</span> |
|                           |                |                    |                |                    |          |             |               |                    | 123 H | South Dakota St.   | 83 71              |
|                           |                |                    |                |                    |          |             |               |                    | 128 A | Long Beach St.     | 59 <span>62</span> |
|                           |                |                    |                |                    |          |             |               |                    | 128 H | Long Beach St.     | 90 78              |
|                           |                |                    |                |                    |          |             |               |                    | 128 N | Long Beach St.     | 57 49              |
|                           |                |                    |                |                    |          |             |               |                    | 149 A | UC Santa Barb.     | 48 <span>73</span> |
|                           |                |                    |                |                    |          |             |               |                    | 149 H | UC Santa Barb.     | 48 45              |
|                           |                |                    |                |                    |          |             |               |                    | 149 N | UC Santa Barb.     | 59 58              |
|                           |                |                    |                |                    |          |             |               |                    | 170 A | Pepperdine         | 44 <span>51</span> |
|                           |                |                    |                |                    |          |             |               |                    | 232 A | UC Davis           | 55 52              |
|                           |                |                    |                |                    |          |             |               |                    | 232 H | UC Davis           | 53 <span>68</span> |
|                           |                |                    |                |                    |          |             |               |                    | 253 H | St. Mary's (Cal.)  | 71 61              |
|                           |                |                    |                |                    |          |             |               |                    | 255 A | Cal Poly           | 48 47              |
|                           |                |                    |                |                    |          |             |               |                    | 255 H | Cal Poly           | 53 <span>87</span> |
|                           |                |                    |                |                    |          |             |               |                    | 255 N | Cal Poly           | 73 63              |
|                           |                |                    |                |                    |          |             |               |                    | 271 H | San Diego St.      | 71 66              |
|                           |                |                    |                |                    |          |             |               |                    | 272 A | UC Irvine          | 76 46              |
|                           |                |                    |                |                    |          |             |               |                    | 272 H | UC Irvine          | 63 <span>65</span> |
|                           |                |                    |                |                    |          |             |               |                    | 276 A | Cal St. Fullerton  | 62 <span>68</span> |
|                           |                |                    |                |                    |          |             |               |                    | 276 H | Cal St. Fullerton  | 55 <span>59</span> |
|                           |                |                    |                |                    |          |             |               |                    | 279 A | Cal St. Northridge | 65 58              |
|                           |                |                    |                |                    |          |             |               |                    | 279 H | Cal St. Northridge | 70 <span>76</span> |
|                           |                |                    |                |                    |          |             |               |                    | 284 H | San Diego          | 63 56              |
|                           |                |                    |                |                    |          |             |               |                    | 300 H | Utah Valley St.    | 69 62              |
|                           |                |                    |                |                    |          |             |               |                    | 319 A | Pacific            | 55 53              |
|                           |                |                    |                |                    |          |             |               |                    | 319 H | Pacific            | 74 64              |
| LAST 10 Division I GAMES: |                |                    |                |                    |          |             |               |                    |       |                    |                    |
| 1 N                       | North Carolina | 51 <span>75</span> | 123 H          | South Dakota St.   | 83 71    |             |               |                    |       |                    |                    |
| 149 N                     | UC Santa Barb. | 59 58              | 149 H          | UC Santa Barb.     | 48 45    |             |               |                    |       |                    |                    |
| 128 N                     | Long Beach St. | 57 49              | 319 A          | Pacific            | 55 53    |             |               |                    |       |                    |                    |
| 255 N                     | Cal Poly       | 73 63              | 279 A          | Cal St. Northridge | 65 58    |             |               |                    |       |                    |                    |
| 232 A                     | UC Davis       | 55 52              | 255 A          | Cal Poly           | 48 47    |             |               |                    |       |                    |                    |

Non-Div I Games:

UC Riverside

Loss, Non-Conf, S Site, H Home A Away N Neutral

|                      |                       |                 |  |                   |                     |                |  |                      |              |                           |  |          |                        |          |  |           |  |                |  |
|----------------------|-----------------------|-----------------|--|-------------------|---------------------|----------------|--|----------------------|--------------|---------------------------|--|----------|------------------------|----------|--|-----------|--|----------------|--|
| UC Santa Barbara     |                       |                 |  |                   |                     |                |  |                      |              |                           |  |          |                        |          |  |           |  |                |  |
| Average RPI Win: 231 |                       | WON-LOST RECORD |  | WINNING PCT. RANK |                     | LAST 10 GAMES  |  | STRENGTH OF SCHEDULE |              | OPP. STRENGTH OF SCHEDULE |  | TEAM RPI |                        | ADJ. RPI |  | CONF. RPI |  | ADJ. CONF. RPI |  |
| DIV. I ONLY          |                       | 16- 14          |  | 147               |                     | 5- 5           |  | 150                  |              | 214                       |  | 153      |                        | 149      |  | 28        |  | 28             |  |
| DIV. I NON-CONF.     |                       | 5- 9            |  | 232               |                     | 0- 2           |  | 59                   |              | 106                       |  | 136      |                        | 135      |  | 25        |  | 25             |  |
| TOTALS               |                       | RPI 1-25        |  | RPI 26-50         |                     | W-L RECORDS    |  | RPI 51-100           |              | RPI 100+                  |  |          |                        |          |  |           |  |                |  |
| 16- 14               |                       | 1- 3            |  | 0- 0              |                     | OVERALL        |  | 0- 2                 |              | 15- 9                     |  |          |                        |          |  |           |  |                |  |
| 10- 3                |                       | 1- 0            |  | 0- 0              |                     | HOME           |  | 0- 0                 |              | 9- 3                      |  |          |                        |          |  |           |  |                |  |
| 5- 10                |                       | 0- 3            |  | 0- 0              |                     | AWAY           |  | 0- 2                 |              | 5- 5                      |  |          |                        |          |  |           |  |                |  |
| 1- 1                 |                       | 0- 0            |  | 0- 0              |                     | NEUTRAL        |  | 0- 0                 |              | 1- 1                      |  |          |                        |          |  |           |  |                |  |
| 5- 9                 |                       | 1- 3            |  | 0- 0              |                     | NON-CONFERENCE |  | 0- 2                 |              | 4- 4                      |  |          |                        |          |  |           |  |                |  |
| 5- 1                 |                       | 1- 0            |  | 0- 0              |                     | HOME           |  | 0- 0                 |              | 4- 1                      |  |          |                        |          |  |           |  |                |  |
| 0- 8                 |                       | 0- 3            |  | 0- 0              |                     | AWAY           |  | 0- 2                 |              | 0- 3                      |  |          |                        |          |  |           |  |                |  |
| 0- 0                 |                       | 0- 0            |  | 0- 0              |                     | NEUTRAL        |  | 0- 0                 |              | 0- 0                      |  |          |                        |          |  |           |  |                |  |
| 11- 5                |                       | 0- 0            |  | 0- 0              |                     | CONFERENCE     |  | 0- 0                 |              | 11- 5                     |  |          |                        |          |  |           |  |                |  |
| 5- 2                 |                       | 0- 0            |  | 0- 0              |                     | HOME           |  | 0- 0                 |              | 5- 2                      |  |          |                        |          |  |           |  |                |  |
| 5- 2                 |                       | 0- 0            |  | 0- 0              |                     | AWAY           |  | 0- 0                 |              | 5- 2                      |  |          |                        |          |  |           |  |                |  |
| 1- 1                 |                       | 0- 0            |  | 0- 0              |                     | NEUTRAL        |  | 0- 0                 |              | 1- 1                      |  |          |                        |          |  |           |  |                |  |
| RPI 1-25             |                       | RPI 26-50       |  | RPI 51-100        |                     | RPI 101+       |  | Team's RPI: 149      |              |                           |  |          |                        |          |  |           |  |                |  |
| RPI S                | Opponent              | Score           |  | RPI S             | Opponent            | Score          |  | RPI S                | Opponent     | Score                     |  | RPI S    | Opponent               | Score    |  |           |  |                |  |
| 14                   | A Stanford            | 47 81           |  |                   |                     |                |  | 53                   | A Louisville | 56 76                     |  | 118      | H Richmond             | 55 61    |  |           |  |                |  |
| 17                   | A Michigan St.        | 55 86           |  |                   |                     |                |  | 80                   | A Fresno St. | 59 78                     |  | 128      | A Long Beach St.       | 52 58    |  |           |  |                |  |
| 21                   | H UCLA                | 90 81           |  |                   |                     |                |  |                      |              |                           |  | 128      | H Long Beach St.       | 46 43    |  |           |  |                |  |
| 22                   | A Bri gham Young      | 39 72           |  |                   |                     |                |  |                      |              |                           |  | 143      | A Loyol a Marymount    | 52 79    |  |           |  |                |  |
|                      |                       |                 |  |                   |                     |                |  |                      |              |                           |  | 166      | H Ari zona             | 86 63    |  |           |  |                |  |
|                      |                       |                 |  |                   |                     |                |  |                      |              |                           |  | 170      | H Pepperdi ne          | 70 60    |  |           |  |                |  |
|                      |                       |                 |  |                   |                     |                |  |                      |              |                           |  | 171      | A UC Ri versi de       | 45 48    |  |           |  |                |  |
|                      |                       |                 |  |                   |                     |                |  |                      |              |                           |  | 171      | H UC Ri versi de       | 73 48    |  |           |  |                |  |
|                      |                       |                 |  |                   |                     |                |  |                      |              |                           |  | 171      | N UC Ri versi de       | 58 59    |  |           |  |                |  |
|                      |                       |                 |  |                   |                     |                |  |                      |              |                           |  | 184      | A Weber St.            | 63 72    |  |           |  |                |  |
|                      |                       |                 |  |                   |                     |                |  |                      |              |                           |  | 232      | A UC Davi s            | 56 64    |  |           |  |                |  |
|                      |                       |                 |  |                   |                     |                |  |                      |              |                           |  | 232      | H UC Davi s            | 70 55    |  |           |  |                |  |
|                      |                       |                 |  |                   |                     |                |  |                      |              |                           |  | 253      | H St. Mary' s (Cal . ) | 67 58    |  |           |  |                |  |
|                      |                       |                 |  |                   |                     |                |  |                      |              |                           |  | 255      | A Cal Poly             | 80 71    |  |           |  |                |  |
|                      |                       |                 |  |                   |                     |                |  |                      |              |                           |  | 255      | H Cal Poly             | 71 82    |  |           |  |                |  |
|                      |                       |                 |  |                   |                     |                |  |                      |              |                           |  | 272      | A UC Irvi ne           | 71 60    |  |           |  |                |  |
|                      |                       |                 |  |                   |                     |                |  |                      |              |                           |  | 272      | H UC Irvi ne           | 69 82    |  |           |  |                |  |
|                      |                       |                 |  |                   |                     |                |  |                      |              |                           |  | 276      | A Cal St. Fullerton    | 79 78    |  |           |  |                |  |
|                      |                       |                 |  |                   |                     |                |  |                      |              |                           |  | 276      | H Cal St. Fullerton    | 68 54    |  |           |  |                |  |
|                      |                       |                 |  |                   |                     |                |  |                      |              |                           |  | 279      | A Cal St. Northri dge  | 54 51    |  |           |  |                |  |
|                      |                       |                 |  |                   |                     |                |  |                      |              |                           |  | 279      | H Cal St. Northri dge  | 85 63    |  |           |  |                |  |
|                      |                       |                 |  |                   |                     |                |  |                      |              |                           |  | 279      | N Cal St. Northri dge  | 66 61    |  |           |  |                |  |
|                      |                       |                 |  |                   |                     |                |  |                      |              |                           |  | 319      | A Paci fi c            | 64 62    |  |           |  |                |  |
|                      |                       |                 |  |                   |                     |                |  |                      |              |                           |  | 319      | H Paci fi c            | 76 49    |  |           |  |                |  |
| LAST 10 Div          |                       |                 |  | si on I GAMES:    |                     |                |  |                      |              |                           |  |          |                        |          |  |           |  |                |  |
| 80                   | A Fresno St.          | 59 78           |  | 171               | A UC Ri versi de    | 45 48          |  |                      |              |                           |  |          |                        |          |  |           |  |                |  |
| 171                  | N UC Ri versi de      | 58 59           |  | 276               | A Cal St. Fullerton | 79 78          |  |                      |              |                           |  |          |                        |          |  |           |  |                |  |
| 279                  | N Cal St. Northri dge | 66 61           |  | 128               | H Long Beach St.    | 46 43          |  |                      |              |                           |  |          |                        |          |  |           |  |                |  |
| 279                  | H Cal St. Northri dge | 85 63           |  | 272               | H UC Irvi ne        | 69 82          |  |                      |              |                           |  |          |                        |          |  |           |  |                |  |
| 319                  | H Paci fi c           | 76 49           |  | 232               | A UC Davi s         | 56 64          |  |                      |              |                           |  |          |                        |          |  |           |  |                |  |

### Non-Div l Games:

UC Santa Barb.

Loss, Non-Conf, S Site, H Home A Away N Neutral

| Average RPI Win:  |                   | 231   | WON-LOST RECORD           |                      | WINNING PCT. RANK | LAST 10 GAMES |                      | STRENGTH OF SCHEDULE | OPP. STRENGTH OF SCHEDULE | TEAM RPI          | ADJ. RPI | CONF. RPI       | ADJ CONF. RPI |
|-------------------|-------------------|-------|---------------------------|----------------------|-------------------|---------------|----------------------|----------------------|---------------------------|-------------------|----------|-----------------|---------------|
| Average RPI Loss: |                   | 132   |                           |                      |                   |               |                      |                      |                           |                   |          |                 |               |
| DIV. I ONLY       | 7- 21             | 290   | 3- 7                      | 117                  | 193               | 255           | 251                  | 13                   | 13                        |                   |          |                 |               |
| DIV. I NON-CONF.  | 2- 9              | 290   | 0- 0                      | 69                   | 244               | 232           | 225                  | 13                   | 12                        |                   |          |                 |               |
| TOTALS            | RPI 1-25          |       | RPI 26-50                 |                      | W-L RECORDS       |               | RPI 51-100           |                      | RPI 100+                  |                   |          |                 |               |
| 7- 21             | 0- 0              |       | 0- 2                      |                      | OVERALL           |               | 0- 4                 |                      | 7- 15                     |                   |          |                 |               |
| 5- 9              | 0- 0              |       | 0- 0                      |                      | HOME              |               | 0- 3                 |                      | 5- 6                      |                   |          |                 |               |
| 2- 9              | 0- 0              |       | 0- 2                      |                      | AWAY              |               | 0- 1                 |                      | 2- 6                      |                   |          |                 |               |
| 0- 3              | 0- 0              |       | 0- 0                      |                      | NEUTRAL           |               | 0- 0                 |                      | 0- 3                      |                   |          |                 |               |
| 2- 9              | 0- 0              |       | 0- 1                      |                      | NON-CONFERENCE    |               | 0- 2                 |                      | 2- 6                      |                   |          |                 |               |
| 2- 4              | 0- 0              |       | 0- 0                      |                      | HOME              |               | 0- 2                 |                      | 2- 2                      |                   |          |                 |               |
| 0- 3              | 0- 0              |       | 0- 1                      |                      | AWAY              |               | 0- 0                 |                      | 0- 2                      |                   |          |                 |               |
| 0- 2              | 0- 0              |       | 0- 0                      |                      | NEUTRAL           |               | 0- 0                 |                      | 0- 2                      |                   |          |                 |               |
| 5- 12             | 0- 0              |       | 0- 1                      |                      | CONFERENCE        |               | 0- 2                 |                      | 5- 9                      |                   |          |                 |               |
| 3- 5              | 0- 0              |       | 0- 0                      |                      | HOME              |               | 0- 1                 |                      | 3- 4                      |                   |          |                 |               |
| 2- 6              | 0- 0              |       | 0- 1                      |                      | AWAY              |               | 0- 1                 |                      | 2- 4                      |                   |          |                 |               |
| 0- 1              | 0- 0              |       | 0- 0                      |                      | NEUTRAL           |               | 0- 0                 |                      | 0- 1                      |                   |          |                 |               |
| RPI S             | RPI 1-25 Opponent | Score | RPI S                     | RPI 26-50 Opponent   | Score             | RPI S         | RPI 51-100 Opponent  | Score                | RPI S                     | RPI 101+ Opponent | Score    | Team's RPI: 251 |               |
| 27                | A Florida St.     | 49 81 | 59                        | H Miami (Fl a.)      | 72 82             | 105           | N Princeton          | 87 91                |                           |                   |          |                 |               |
| 45                | A Tul sa          | 43 71 | 84                        | A Ri ce              | 52 66             | 111           | H Qui nni pi ac      | 55 71                |                           |                   |          |                 |               |
|                   |                   |       | 90                        | H Southern Methodist | 57 69             | 119           | H Texas-Arlington    | 22 65                |                           |                   |          |                 |               |
|                   |                   |       | 92                        | H West Vi rgi ni a   | 63 77             | 140           | A East Caro.         | 44 65                |                           |                   |          |                 |               |
|                   |                   |       |                           |                      |                   | 140           | H East Caro.         | 63 68                |                           |                   |          |                 |               |
|                   |                   |       |                           |                      |                   | 152           | H Tul ane            | 60 52                |                           |                   |          |                 |               |
|                   |                   |       |                           |                      |                   | 152           | N Tul ane            | 52 69                |                           |                   |          |                 |               |
|                   |                   |       |                           |                      |                   | 153           | A Santa Cl ara       | 63 80                |                           |                   |          |                 |               |
|                   |                   |       |                           |                      |                   | 156           | A UAB                | 78 90                |                           |                   |          |                 |               |
|                   |                   |       |                           |                      |                   | 156           | H UAB                | 65 74                |                           |                   |          |                 |               |
|                   |                   |       |                           |                      |                   | 169           | A Houston            | 50 64                |                           |                   |          |                 |               |
|                   |                   |       |                           |                      |                   | 183           | A Marshal l          | 66 63                |                           |                   |          |                 |               |
|                   |                   |       |                           |                      |                   | 183           | H Marshal l          | 60 77                |                           |                   |          |                 |               |
|                   |                   |       |                           |                      |                   | 185           | H UTEP               | 51 46                |                           |                   |          |                 |               |
|                   |                   |       |                           |                      |                   | 188           | H Central Mi ch.     | 57 48                |                           |                   |          |                 |               |
|                   |                   |       |                           |                      |                   | 189           | A Southern Mi ss.    | 50 63                |                           |                   |          |                 |               |
|                   |                   |       |                           |                      |                   | 189           | H Southern Mi ss.    | 50 61                |                           |                   |          |                 |               |
|                   |                   |       |                           |                      |                   | 193           | N Butler             | 57 69                |                           |                   |          |                 |               |
|                   |                   |       |                           |                      |                   | 217           | A Troy               | 55 59                |                           |                   |          |                 |               |
|                   |                   |       |                           |                      |                   | 290           | H Fl ori da A&M      | 62 54                |                           |                   |          |                 |               |
|                   |                   |       |                           |                      |                   | 309           | A Memphi s           | 65 54                |                           |                   |          |                 |               |
|                   |                   |       |                           |                      |                   | 309           | H Memphi s           | 77 62                |                           |                   |          |                 |               |
|                   |                   |       | LAST 10 Div sion I GAMES: |                      |                   |               |                      |                      |                           |                   |          |                 |               |
|                   |                   |       | 152                       | N Tul ane            | 52 69             | 90            | H Southern Methodist | 57 69                |                           |                   |          |                 |               |
|                   |                   |       | 140                       | A East Caro.         | 44 65             | 45            | A Tul sa             | 43 71                |                           |                   |          |                 |               |
|                   |                   |       | 183                       | A Marshal l          | 66 63             | 189           | A Southern Mi ss.    | 50 63                |                           |                   |          |                 |               |
|                   |                   |       | 309                       | H Memphi s           | 77 62             | 156           | A UAB                | 78 90                |                           |                   |          |                 |               |
|                   |                   |       | 156                       | H UAB                | 65 74             | 309           | A Memphi s           | 65 54                |                           |                   |          |                 |               |

UCF

Non-Di v I Games:

UCF

■ Loss, 
 ■ Non-Conf, S Site, 
 ■ Home 
 ■ Away 
 N Neutral

| Average RPI Win: 104    |                | WON-LOST RECORD | WINNING PCT. RANK | LAST 10 GAMES          | STRENGTH OF SCHEDULE | OPP. STRENGTH OF SCHEDULE | TEAM RPI   | ADJ. RPI | CONF. RPI | ADJ CONF. RPI   |       |
|-------------------------|----------------|-----------------|-------------------|------------------------|----------------------|---------------------------|------------|----------|-----------|-----------------|-------|
| DIV. I ONLY             | 21- 11         | 70              | 8- 2              | 14                     | 25                   | 23                        | 21         | 5        | 5         |                 |       |
| DIV. I NON-CONF.        | 6- 5           | 132             | 1- 1              | 12                     | 23                   | 38                        | 35         | 3        | 3         |                 |       |
| <hr/>                   |                |                 |                   |                        |                      |                           |            |          |           |                 |       |
| TOTALS                  | RPI 1-25       | RPI 26-50       | W-L RECORDS       |                        | RPI 51-100           | RPI 100+                  |            |          |           |                 |       |
| 21- 11                  | 5- 6           | 2- 3            | OVERALL           |                        | 5- 1                 | 9- 1                      |            |          |           |                 |       |
| 10- 2                   | 2- 1           | 1- 1            | HOME              |                        | 2- 0                 | 5- 0                      |            |          |           |                 |       |
| 5- 9                    | 0- 5           | 0- 2            | AWAY              |                        | 1- 1                 | 4- 1                      |            |          |           |                 |       |
| 6- 0                    | 3- 0           | 1- 0            | NEUTRAL           |                        | 2- 0                 | 0- 0                      |            |          |           |                 |       |
| <hr/>                   |                |                 |                   |                        |                      |                           |            |          |           |                 |       |
| 6- 5                    | 1- 4           | 1- 0            | NON-CONFERENCE    |                        | 1- 0                 | 3- 1                      |            |          |           |                 |       |
| 2- 1                    | 0- 1           | 0- 0            | HOME              |                        | 0- 0                 | 2- 0                      |            |          |           |                 |       |
| 1- 4                    | 0- 3           | 0- 0            | AWAY              |                        | 0- 0                 | 1- 1                      |            |          |           |                 |       |
| 3- 0                    | 1- 0           | 1- 0            | NEUTRAL           |                        | 1- 0                 | 0- 0                      |            |          |           |                 |       |
| <hr/>                   |                |                 |                   |                        |                      |                           |            |          |           |                 |       |
| 15- 6                   | 4- 2           | 1- 3            | CONFERENCE        |                        | 4- 1                 | 6- 0                      |            |          |           |                 |       |
| 8- 1                    | 2- 0           | 1- 1            | HOME              |                        | 2- 0                 | 3- 0                      |            |          |           |                 |       |
| 4- 5                    | 0- 2           | 0- 2            | AWAY              |                        | 1- 1                 | 3- 0                      |            |          |           |                 |       |
| 3- 0                    | 2- 0           | 0- 0            | NEUTRAL           |                        | 1- 0                 | 0- 0                      |            |          |           |                 |       |
| <hr/>                   |                |                 |                   |                        |                      |                           |            |          |           |                 |       |
| RPI 1-25 Team's RPI: 21 |                | RPI 26-50       |                   | RPI 51-100             |                      | RPI 101+                  |            |          |           |                 |       |
| RPI S                   | Opponent       | Score           | RPI S             | Opponent               | Score                | RPI S                     | Opponent   | Score    | RPI S     | Opponent        | Score |
| 7 A                     | Oklahoma       | 78 83           | 41 N              | Bowling Green          | 74 61                | 57 N                      | Charlotte  | 87 71    | 145 A     | Oregon          | 66 65 |
| 10 A                    | Baylor         | 85 93           | 43 A              | Southern               | 70 73                | 66 A                      | California | 58 65    | 145 H     | Oregon          | 82 63 |
| 12 N                    | Georgia        | 84 64           |                   | California             |                      | 66 H                      | California | 90 87    | 149 A     | UC Santa Barb.  | 81 90 |
| 14 A                    | Stanford       | 68 91           | 43 H              | Southern               | 73 77                | 66 N                      | California | 80 63    | 166 A     | Ari zona        | 90 64 |
| 14 H                    | Stanford       | 90 80           |                   | California             |                      | 100 A                     | Oregon St. | 72 59    | 166 H     | Ari zona        | 84 77 |
| 14 N                    | Stanford       | 85 76           | 44 A              | Washington             | 75 96                | 100 H                     | Oregon St. | 79 64    | 170 H     | Pepperdine      | 95 56 |
| 16 A                    | Ari zona St.   | 70 87           | 44 H              | Washington             | 83 75                |                           |            |          | 186 A     | Cl emson        | 76 63 |
| 16 H                    | Ari zona St.   | 77 69           |                   |                        |                      |                           |            |          | 191 A     | Washi ngton St. | 73 63 |
| 16 N                    | Ari zona St.   | 60 59           |                   |                        |                      |                           |            |          | 191 H     | Washi ngton St. | 77 50 |
| 22 H                    | Bri gham Young | 67 71           |                   |                        |                      |                           |            |          | 272 H     | UC I rvi ne     | 92 54 |
| 23 A                    | Purdue         | 54 61           |                   |                        |                      |                           |            |          |           |                 |       |
| <hr/>                   |                |                 |                   |                        |                      |                           |            |          |           |                 |       |
| LAST 10 Div             |                |                 |                   |                        | sion I GAMES:        |                           |            |          |           |                 |       |
| 23 A                    | Purdue         | 54 61           | 145 A             | Oregon                 | 66 65                |                           |            |          |           |                 |       |
| 41 N                    | Bowling Green  | 74 61           | 100 A             | Oregon St.             | 72 59                |                           |            |          |           |                 |       |
| 14 N                    | Stanford       | 85 76           | 43 H              | Southern Cal i forni a | 73 77                |                           |            |          |           |                 |       |
| 16 N                    | Ari zona St.   | 60 59           | 44 H              | Washi ngton            | 83 75                |                           |            |          |           |                 |       |
| 66 N                    | Cal i forni a  | 80 63           | 191 H             | Washi ngton St.        | 77 50                |                           |            |          |           |                 |       |

Non-Div I Games:

UCLA

■ Loss, 
 ■ Non-Conf, 
 ■ S Site, 
 ■ H Home 
 ■ A Away 
 N Neutral



|                           |          |                 |       |                   |       |                |                |                      |       |                           |       |          |  |          |  |           |  |                |  |  |
|---------------------------|----------|-----------------|-------|-------------------|-------|----------------|----------------|----------------------|-------|---------------------------|-------|----------|--|----------|--|-----------|--|----------------|--|--|
| Average RPI Win: 228      |          | WON-LOST RECORD |       | WINNING PCT. RANK |       | LAST 10 GAMES  |                | STRENGTH OF SCHEDULE |       | OPP. STRENGTH OF SCHEDULE |       | TEAM RPI |  | ADJ. RPI |  | CONF. RPI |  | ADJ. CONF. RPI |  |  |
| DIV. I ONLY               |          | 15- 13          |       | 138               |       | 5- 5           |                | 249                  |       | 153                       |       | 176      |  | 176      |  | 10        |  | 11             |  |  |
| DIV. I NON-CONF.          |          | 8- 3            |       | 58                |       | 0- 0           |                | 324                  |       | 303                       |       | 195      |  | 196      |  | 12        |  | 13             |  |  |
| TOTALS                    |          | RPI 1-25        |       | RPI 26-50         |       | W-L RECORDS    |                | RPI 51-100           |       | RPI 100+                  |       |          |  |          |  |           |  |                |  |  |
| 15- 13                    |          | 0- 0            |       | 1- 4              |       | OVERALL        |                | 1- 1                 |       | 13- 8                     |       |          |  |          |  |           |  |                |  |  |
| 9- 3                      |          | 0- 0            |       | 0- 2              |       | HOME           |                | 0- 1                 |       | 9- 0                      |       |          |  |          |  |           |  |                |  |  |
| 5- 9                      |          | 0- 0            |       | 1- 2              |       | AWAY           |                | 1- 0                 |       | 3- 7                      |       |          |  |          |  |           |  |                |  |  |
| 1- 1                      |          | 0- 0            |       | 0- 0              |       | NEUTRAL        |                | 0- 0                 |       | 1- 1                      |       |          |  |          |  |           |  |                |  |  |
| 8- 3                      |          | 0- 0            |       | 0- 1              |       | NON-CONFERENCE |                | 0- 0                 |       | 8- 2                      |       |          |  |          |  |           |  |                |  |  |
| 4- 0                      |          | 0- 0            |       | 0- 0              |       | HOME           |                | 0- 0                 |       | 4- 0                      |       |          |  |          |  |           |  |                |  |  |
| 3- 3                      |          | 0- 0            |       | 0- 1              |       | AWAY           |                | 0- 0                 |       | 3- 2                      |       |          |  |          |  |           |  |                |  |  |
| 1- 0                      |          | 0- 0            |       | 0- 0              |       | NEUTRAL        |                | 0- 0                 |       | 1- 0                      |       |          |  |          |  |           |  |                |  |  |
| 7- 10                     |          | 0- 0            |       | 1- 3              |       | CONFERENCE     |                | 1- 1                 |       | 5- 6                      |       |          |  |          |  |           |  |                |  |  |
| 5- 3                      |          | 0- 0            |       | 0- 2              |       | HOME           |                | 0- 1                 |       | 5- 0                      |       |          |  |          |  |           |  |                |  |  |
| 2- 6                      |          | 0- 0            |       | 1- 1              |       | AWAY           |                | 1- 0                 |       | 0- 5                      |       |          |  |          |  |           |  |                |  |  |
| 0- 1                      |          | 0- 0            |       | 0- 0              |       | NEUTRAL        |                | 0- 0                 |       | 0- 1                      |       |          |  |          |  |           |  |                |  |  |
| RPI 1-25                  |          | RPI 26-50       |       | RPI 51-100        |       | RPI 101+       |                | Team's RPI: 176      |       |                           |       |          |  |          |  |           |  |                |  |  |
| RPI S                     | Opponent | Score           | RPI S | Opponent          | Score | RPI S          | Opponent       | Score                | RPI S | Opponent                  | Score |          |  |          |  |           |  |                |  |  |
|                           |          |                 | 28 A  | Hartford          | 52 76 | 79 A           | Boston U.      | 63 57                | 112 A | Bi nghamton               | 52 61 |          |  |          |  |           |  |                |  |  |
|                           |          |                 | 28 H  | Hartford          | 49 56 | 79 H           | Boston U.      | 57 75                | 112 H | Bi nghamton               | 63 37 |          |  |          |  |           |  |                |  |  |
|                           |          |                 | 46 A  | Stony Brook       | 70 48 |                |                |                      | 112 N | Bi nghamton               | 66 72 |          |  |          |  |           |  |                |  |  |
|                           |          |                 | 46 H  | Stony Brook       | 46 62 |                |                |                      | 122 A | Drexel                    | 58 65 |          |  |          |  |           |  |                |  |  |
|                           |          |                 | 50 A  | South Fla.        | 56 66 |                |                |                      | 160 A | New Hampshi re            | 61 68 |          |  |          |  |           |  |                |  |  |
|                           |          |                 |       |                   |       |                |                |                      | 160 H | New Hampshi re            | 65 53 |          |  |          |  |           |  |                |  |  |
|                           |          |                 |       |                   |       |                |                |                      | 193 A | Butler                    | 66 72 |          |  |          |  |           |  |                |  |  |
|                           |          |                 |       |                   |       |                |                |                      | 200 A | Vermont                   | 60 74 |          |  |          |  |           |  |                |  |  |
|                           |          |                 |       |                   |       |                |                |                      | 200 H | Vermont                   | 72 63 |          |  |          |  |           |  |                |  |  |
|                           |          |                 |       |                   |       |                |                |                      | 221 A | Mai ne                    | 56 73 |          |  |          |  |           |  |                |  |  |
|                           |          |                 |       |                   |       |                |                |                      | 221 H | Mai ne                    | 60 47 |          |  |          |  |           |  |                |  |  |
|                           |          |                 |       |                   |       |                |                |                      | 249 A | Navy                      | 71 44 |          |  |          |  |           |  |                |  |  |
|                           |          |                 |       |                   |       |                |                |                      | 258 H | Longwood                  | 71 51 |          |  |          |  |           |  |                |  |  |
|                           |          |                 |       |                   |       |                |                |                      | 264 H | Fai rlei gh Di cki nson   | 76 58 |          |  |          |  |           |  |                |  |  |
|                           |          |                 |       |                   |       |                |                |                      | 289 A | Al bany (N. Y. )          | 55 63 |          |  |          |  |           |  |                |  |  |
|                           |          |                 |       |                   |       |                |                |                      | 289 H | Al bany (N. Y. )          | 48 41 |          |  |          |  |           |  |                |  |  |
|                           |          |                 |       |                   |       |                |                |                      | 299 A | I PFW                     | 75 53 |          |  |          |  |           |  |                |  |  |
|                           |          |                 |       |                   |       |                |                |                      | 303 H | Lafayette                 | 60 46 |          |  |          |  |           |  |                |  |  |
|                           |          |                 |       |                   |       |                |                |                      | 305 A | Ameri can                 | 68 56 |          |  |          |  |           |  |                |  |  |
|                           |          |                 |       |                   |       |                |                |                      | 307 N | Loyol a (Ill. )           | 67 55 |          |  |          |  |           |  |                |  |  |
|                           |          |                 |       |                   |       |                |                |                      | 330 H | Morgan St.                | 72 50 |          |  |          |  |           |  |                |  |  |
| LAST 10 Division I GAMES: |          |                 |       |                   |       |                |                |                      |       |                           |       |          |  |          |  |           |  |                |  |  |
|                           |          |                 | 112 N | Bi nghamton       | 66 72 | 28 H           | Hartford       | 49 56                |       |                           |       |          |  |          |  |           |  |                |  |  |
|                           |          |                 | 289 A | Al bany (N. Y. )  | 55 63 | 200 H          | Vermont        | 72 63                |       |                           |       |          |  |          |  |           |  |                |  |  |
|                           |          |                 | 46 H  | Stony Brook       | 46 62 | 79 A           | Boston U.      | 63 57                |       |                           |       |          |  |          |  |           |  |                |  |  |
|                           |          |                 | 112 A | Bi nghamton       | 52 61 | 160 H          | New Hampshi re | 65 53                |       |                           |       |          |  |          |  |           |  |                |  |  |
|                           |          |                 | 221 H | Mai ne            | 60 47 | 112 H          | Bi nghamton    | 63 37                |       |                           |       |          |  |          |  |           |  |                |  |  |

UMBC

Non-Div I Games:

UMBC

■ Loss, 
 ■ Non-Conf, S Site, 
 ■ Home 
 ■ Away 
 N Neutral

|                           |              |                 |       |                   |       |                |                     |                      |       |                           |       |          |  |          |  |           |  |               |  |
|---------------------------|--------------|-----------------|-------|-------------------|-------|----------------|---------------------|----------------------|-------|---------------------------|-------|----------|--|----------|--|-----------|--|---------------|--|
| Average RPI Win: 201      |              | WON-LOST RECORD |       | WINNING PCT. RANK |       | LAST 10 GAMES  |                     | STRENGTH OF SCHEDULE |       | OPP. STRENGTH OF SCHEDULE |       | TEAM RPI |  | ADJ. RPI |  | CONF. RPI |  | ADJ CONF. RPI |  |
| DIV. I ONLY               |              | 9- 18           |       | 247               |       | 4- 6           |                     | 156                  |       | 203                       |       | 232      |  | 227      |  | 17        |  | 17            |  |
| DIV. I NON-CONF.          |              | 1- 9            |       | 311               |       | 0- 0           |                     | 115                  |       | 155                       |       | 278      |  | 271      |  | 17        |  | 17            |  |
| TOTALS                    |              | RPI 1-25        |       | RPI 26-50         |       | W-L RECORDS    |                     | RPI 51-100           |       | RPI 100+                  |       |          |  |          |  |           |  |               |  |
| 9- 18                     |              | 0- 0            |       | 0- 2              |       | OVERALL        |                     | 1- 2                 |       | 8- 14                     |       |          |  |          |  |           |  |               |  |
| 4- 5                      |              | 0- 0            |       | 0- 0              |       | HOME           |                     | 0- 1                 |       | 4- 4                      |       |          |  |          |  |           |  |               |  |
| 4- 11                     |              | 0- 0            |       | 0- 2              |       | AWAY           |                     | 1- 1                 |       | 3- 8                      |       |          |  |          |  |           |  |               |  |
| 1- 2                      |              | 0- 0            |       | 0- 0              |       | NEUTRAL        |                     | 0- 0                 |       | 1- 2                      |       |          |  |          |  |           |  |               |  |
| 1- 9                      |              | 0- 0            |       | 0- 2              |       | NON-CONFERENCE |                     | 0- 1                 |       | 1- 6                      |       |          |  |          |  |           |  |               |  |
| 0- 1                      |              | 0- 0            |       | 0- 0              |       | HOME           |                     | 0- 0                 |       | 0- 1                      |       |          |  |          |  |           |  |               |  |
| 0- 7                      |              | 0- 0            |       | 0- 2              |       | AWAY           |                     | 0- 1                 |       | 0- 4                      |       |          |  |          |  |           |  |               |  |
| 1- 1                      |              | 0- 0            |       | 0- 0              |       | NEUTRAL        |                     | 0- 0                 |       | 1- 1                      |       |          |  |          |  |           |  |               |  |
| 8- 9                      |              | 0- 0            |       | 0- 0              |       | CONFERENCE     |                     | 1- 1                 |       | 7- 8                      |       |          |  |          |  |           |  |               |  |
| 4- 4                      |              | 0- 0            |       | 0- 0              |       | HOME           |                     | 0- 1                 |       | 4- 3                      |       |          |  |          |  |           |  |               |  |
| 4- 4                      |              | 0- 0            |       | 0- 0              |       | AWAY           |                     | 1- 0                 |       | 3- 4                      |       |          |  |          |  |           |  |               |  |
| 0- 1                      |              | 0- 0            |       | 0- 0              |       | NEUTRAL        |                     | 0- 0                 |       | 0- 1                      |       |          |  |          |  |           |  |               |  |
| RPI 1-25                  |              | RPI 26-50       |       | RPI 51-100        |       | RPI 101+       |                     | Team's RPI: 227      |       |                           |       |          |  |          |  |           |  |               |  |
| RPI S                     | Opponent     | Score           | RPI S | Opponent          | Score | RPI S          | Opponent            | Score                | RPI S | Opponent                  | Score |          |  |          |  |           |  |               |  |
| 30                        | A Kansas St. | 42 75           | 96    | A Western Ill.    | 70 61 | 104            | A Drake             | 54 74                |       |                           |       |          |  |          |  |           |  |               |  |
| 45                        | A Tul sa     | 46 59           | 96    | H Western Ill.    | 46 55 | 117            | A Arkansas          | 57 84                |       |                           |       |          |  |          |  |           |  |               |  |
|                           |              |                 | 99    | A Kansas          | 51 73 | 127            | A Oakl and          | 65 87                |       |                           |       |          |  |          |  |           |  |               |  |
|                           |              |                 |       |                   |       | 127            | H Oakl and          | 75 61                |       |                           |       |          |  |          |  |           |  |               |  |
|                           |              |                 |       |                   |       | 134            | A Oral Roberts      | 73 62                |       |                           |       |          |  |          |  |           |  |               |  |
|                           |              |                 |       |                   |       | 134            | H Oral Roberts      | 50 60                |       |                           |       |          |  |          |  |           |  |               |  |
|                           |              |                 |       |                   |       | 146            | N Ark. -Little Rock | 45 58                |       |                           |       |          |  |          |  |           |  |               |  |
|                           |              |                 |       |                   |       | 151            | A IUPUI             | 46 57                |       |                           |       |          |  |          |  |           |  |               |  |
|                           |              |                 |       |                   |       | 151            | H IUPUI             | 46 63                |       |                           |       |          |  |          |  |           |  |               |  |
|                           |              |                 |       |                   |       | 159            | A Val parai so      | 31 65                |       |                           |       |          |  |          |  |           |  |               |  |
|                           |              |                 |       |                   |       | 159            | H Val parai so      | 69 63                |       |                           |       |          |  |          |  |           |  |               |  |
|                           |              |                 |       |                   |       | 159            | N Val parai so      | 48 69                |       |                           |       |          |  |          |  |           |  |               |  |
|                           |              |                 |       |                   |       | 182            | A Wi chi ta St.     | 60 71                |       |                           |       |          |  |          |  |           |  |               |  |
|                           |              |                 |       |                   |       | 182            | H Wi chi ta St.     | 62 74                |       |                           |       |          |  |          |  |           |  |               |  |
|                           |              |                 |       |                   |       | 205            | N New Mexico St.    | 89 55                |       |                           |       |          |  |          |  |           |  |               |  |
|                           |              |                 |       |                   |       | 244            | A Northern Colo.    | 69 86                |       |                           |       |          |  |          |  |           |  |               |  |
|                           |              |                 |       |                   |       | 257            | A Southern Utah     | 63 53                |       |                           |       |          |  |          |  |           |  |               |  |
|                           |              |                 |       |                   |       | 257            | H Southern Utah     | 69 54                |       |                           |       |          |  |          |  |           |  |               |  |
|                           |              |                 |       |                   |       | 261            | A Chi cago St.      | 56 49                |       |                           |       |          |  |          |  |           |  |               |  |
|                           |              |                 |       |                   |       | 261            | H Chi cago St.      | 55 57                |       |                           |       |          |  |          |  |           |  |               |  |
|                           |              |                 |       |                   |       | 313            | A Centenary (La.)   | 44 52                |       |                           |       |          |  |          |  |           |  |               |  |
|                           |              |                 |       |                   |       | 313            | H Centenary (La.)   | 84 66                |       |                           |       |          |  |          |  |           |  |               |  |
| LAST 10 Division I GAMES: |              |                 |       |                   |       |                |                     |                      |       |                           |       |          |  |          |  |           |  |               |  |
|                           |              |                 | 159   | N Val parai so    | 48 69 | 96             | H Western Ill.      | 46 55                |       |                           |       |          |  |          |  |           |  |               |  |
|                           |              |                 | 96    | A Western Ill.    | 70 61 | 127            | A Oakl and          | 65 87                |       |                           |       |          |  |          |  |           |  |               |  |
|                           |              |                 | 159   | H Val parai so    | 69 63 | 261            | H Chi cago St.      | 55 57                |       |                           |       |          |  |          |  |           |  |               |  |
|                           |              |                 | 257   | H Southern Utah   | 69 54 | 313            | A Centenary (La.)   | 44 52                |       |                           |       |          |  |          |  |           |  |               |  |
|                           |              |                 | 134   | H Oral Roberts    | 50 60 | 134            | A Oral Roberts      | 73 62                |       |                           |       |          |  |          |  |           |  |               |  |

Non-Div I Games: Northwest Mo. St 76 73

UMKC

| Overall Record            |                  |                 |                   | Through Games of 2000 Final |                      |                           |                    |                 |           |                    |       |
|---------------------------|------------------|-----------------|-------------------|-----------------------------|----------------------|---------------------------|--------------------|-----------------|-----------|--------------------|-------|
| Average RPI Win: 225      |                  | WON-LOST RECORD | WINNING PCT. RANK | LAST 10 GAMES               | STRENGTH OF SCHEDULE | OPP. STRENGTH OF SCHEDULE | TEAM RPI           | ADJ. RPI        | CONF. RPI | ADJ CONF. RPI      |       |
| DIV. I ONLY               |                  | 13- 13          | 163               | 3- 7                        | 143                  | 185                       | 162                | 165             | 14        | 14                 |       |
| DIV. I NON-CONF.          |                  | 7- 4            | 94                | 0- 0                        | 182                  | 247                       | 119                | 121             | 15        | 15                 |       |
| <hr/>                     |                  |                 |                   |                             |                      |                           |                    |                 |           |                    |       |
| TOTALS                    |                  | RPI 1-25        |                   | RPI 26-50                   | W-L RECORDS          |                           | RPI 51-100         |                 | RPI 100+  |                    |       |
| 13- 13                    |                  | 0- 1            |                   | 0- 3                        | OVERALL              |                           | 1- 3               |                 | 12- 6     |                    |       |
| 7- 5                      |                  | 0- 0            |                   | 0- 2                        | HOME                 |                           | 0- 1               |                 | 7- 2      |                    |       |
| 5- 8                      |                  | 0- 1            |                   | 0- 1                        | AWAY                 |                           | 1- 2               |                 | 4- 4      |                    |       |
| 1- 0                      |                  | 0- 0            |                   | 0- 0                        | NEUTRAL              |                           | 0- 0               |                 | 1- 0      |                    |       |
| 7- 4                      |                  | 0- 1            |                   | 0- 1                        | NON-CONFERENCE       |                           | 0- 1               |                 | 7- 1      |                    |       |
| 4- 1                      |                  | 0- 0            |                   | 0- 1                        | HOME                 |                           | 0- 0               |                 | 4- 0      |                    |       |
| 2- 3                      |                  | 0- 1            |                   | 0- 0                        | AWAY                 |                           | 0- 1               |                 | 2- 1      |                    |       |
| 1- 0                      |                  | 0- 0            |                   | 0- 0                        | NEUTRAL              |                           | 0- 0               |                 | 1- 0      |                    |       |
| 6- 9                      |                  | 0- 0            |                   | 0- 2                        | CONFERENCE           |                           | 1- 2               |                 | 5- 5      |                    |       |
| 3- 4                      |                  | 0- 0            |                   | 0- 1                        | HOME                 |                           | 0- 1               |                 | 3- 2      |                    |       |
| 3- 5                      |                  | 0- 0            |                   | 0- 1                        | AWAY                 |                           | 1- 1               |                 | 2- 3      |                    |       |
| 0- 0                      |                  | 0- 0            |                   | 0- 0                        | NEUTRAL              |                           | 0- 0               |                 | 0- 0      |                    |       |
| <hr/>                     |                  |                 |                   |                             |                      |                           |                    |                 |           |                    |       |
| RPI 1-25                  |                  | RPI 26-50       |                   | RPI 51-100                  |                      | RPI 101+                  |                    | Team's RPI: 165 |           |                    |       |
| RPI S                     | Opponent         | Score           | RPI S             | Opponent                    | Score                | RPI S                     | Opponent           | Score           | RPI S     | Opponent           | Score |
| 1                         | A North Carolina | 43 83           | 39                | H Chattanooga               | 59 84                | 87                        | A High Point       | 51 50           | 148       | A Coastal Caro.    | 68 65 |
|                           |                  |                 | 49                | A Liberty                   | 50 66                | 87                        | A High Point       | 89 100          | 148       | H Coastal Caro.    | 64 57 |
|                           |                  |                 | 49                | H Liberty                   | 60 67                | 87                        | H High Point       | 70 73           | 172       | A Radford          | 52 76 |
|                           |                  |                 |                   |                             |                      | 98                        | A Montana          | 52 70           | 172       | H Radford          | 72 69 |
|                           |                  |                 |                   |                             |                      |                           |                    |                 | 210       | A Winthrop         | 51 54 |
|                           |                  |                 |                   |                             |                      |                           |                    |                 | 210       | H Winthrop         | 49 47 |
|                           |                  |                 |                   |                             |                      |                           |                    |                 | 218       | A Gardner-Webb     | 58 46 |
|                           |                  |                 |                   |                             |                      |                           |                    |                 | 241       | A Western Caro.    | 77 66 |
|                           |                  |                 |                   |                             |                      |                           |                    |                 | 248       | A Bi rmi ngham-So. | 65 66 |
|                           |                  |                 |                   |                             |                      |                           |                    |                 | 248       | H Bi rmi ngham-So. | 61 66 |
|                           |                  |                 |                   |                             |                      |                           |                    |                 | 258       | A Longwood         | 71 77 |
|                           |                  |                 |                   |                             |                      |                           |                    |                 | 259       | H Campbel l        | 64 60 |
|                           |                  |                 |                   |                             |                      |                           |                    |                 | 281       | H Furman           | 66 62 |
|                           |                  |                 |                   |                             |                      |                           |                    |                 | 286       | N North Dakota St. | 79 73 |
|                           |                  |                 |                   |                             |                      |                           |                    |                 | 287       | A Charleston So.   | 80 58 |
|                           |                  |                 |                   |                             |                      |                           |                    |                 | 287       | H Charleston So.   | 57 60 |
|                           |                  |                 |                   |                             |                      |                           |                    |                 | 295       | H N. C. A&T        | 80 62 |
|                           |                  |                 |                   |                             |                      |                           |                    |                 | 298       | H Jacksonvi lle    | 65 47 |
| <hr/>                     |                  |                 |                   |                             |                      |                           |                    |                 |           |                    |       |
| LAST 10 Division I GAMES: |                  |                 |                   |                             |                      |                           |                    |                 |           |                    |       |
|                           |                  |                 | 87                | A High Point                | 89 100               | 148                       | H Coastal Caro.    | 64 57           |           |                    |       |
|                           |                  |                 | 248               | A Bi rmi ngham-So.          | 65 66                | 210                       | H Winthrop         | 49 47           |           |                    |       |
|                           |                  |                 | 172               | A Radford                   | 52 76                | 87                        | A High Point       | 51 50           |           |                    |       |
|                           |                  |                 | 49                | H Liberty                   | 60 67                | 49                        | A Liberty          | 50 66           |           |                    |       |
|                           |                  |                 | 287               | H Charleston So.            | 57 60                | 248                       | H Bi rmi ngham-So. | 61 66           |           |                    |       |

Non-Div I Games: Sewanee

79 35

Montreat

73 40

UNC Asheville



| Average RPI Win: 190      |                   | WON-LOST  | WINNING   | LAST 10        | STRENGTH OF | OPP. STRENGTH            | TEAM          | ADJ.  | CONF. | ADJ CONF.          |       |
|---------------------------|-------------------|-----------|-----------|----------------|-------------|--------------------------|---------------|-------|-------|--------------------|-------|
| Average RPI Loss: 114     |                   | RECORD    | PCT. RANK | GAMES          | SCHEDULE    | OF SCHEDULE              | RPI           | RPI   | RPI   | RPI                |       |
| DIV. I ONLY               |                   | 15- 13    | 138       | 4- 6           | 154         | 116                      | 134           | 142   | 8     | 8                  |       |
| DIV. I NON-CONF.          |                   | 6- 3      | 81        | 0- 0           | 200         | 237                      | 112           | 116   | 8     | 8                  |       |
| <hr/>                     |                   |           |           |                |             |                          |               |       |       |                    |       |
| TOTALS                    |                   | RPI 1-25  | RPI 26-50 | W-L RECORDS    |             | RPI 51-100               | RPI 100+      |       |       |                    |       |
| 15- 13                    |                   | 0- 1      | 0- 1      | OVERALL        |             | 1- 5                     | 14- 6         |       |       |                    |       |
| 11- 4                     |                   | 0- 0      | 0- 0      | HOME           |             | 1- 2                     | 10- 2         |       |       |                    |       |
| 3- 7                      |                   | 0- 1      | 0- 0      | AWAY           |             | 0- 3                     | 3- 3          |       |       |                    |       |
| 1- 2                      |                   | 0- 0      | 0- 1      | NEUTRAL        |             | 0- 0                     | 1- 1          |       |       |                    |       |
| 6- 3                      |                   | 0- 0      | 0- 1      | NON-CONFERENCE |             | 0- 1                     | 6- 1          |       |       |                    |       |
| 5- 1                      |                   | 0- 0      | 0- 0      | HOME           |             | 0- 1                     | 5- 0          |       |       |                    |       |
| 0- 1                      |                   | 0- 0      | 0- 0      | AWAY           |             | 0- 0                     | 0- 1          |       |       |                    |       |
| 1- 1                      |                   | 0- 0      | 0- 1      | NEUTRAL        |             | 0- 0                     | 1- 0          |       |       |                    |       |
| 9- 10                     |                   | 0- 1      | 0- 0      | CONFERENCE     |             | 1- 4                     | 8- 5          |       |       |                    |       |
| 6- 3                      |                   | 0- 0      | 0- 0      | HOME           |             | 1- 1                     | 5- 2          |       |       |                    |       |
| 3- 6                      |                   | 0- 1      | 0- 0      | AWAY           |             | 0- 3                     | 3- 2          |       |       |                    |       |
| 0- 1                      |                   | 0- 0      | 0- 0      | NEUTRAL        |             | 0- 0                     | 0- 1          |       |       |                    |       |
| <hr/>                     |                   |           |           |                |             |                          |               |       |       |                    |       |
| RPI 1-25                  |                   | RPI 26-50 |           | RPI 51-100     |             | RPI 101+ Team's RPI: 142 |               |       |       |                    |       |
| RPI S                     | Opponent          | Score     | RPI S     | Opponent       | Score       | RPI S                    | Opponent      | Score | RPI S | Opponent           | Score |
| 20 A                      | Old Domi ni on    | 51 78     | 30 N      | Kansas St.     | 49 75       | 55 A                     | James Madison | 35 55 | 120 A | William & Mary     | 61 63 |
|                           |                   |           |           |                |             | 57 H                     | Charlotte     | 54 74 | 120 H | William & Mary     | 52 45 |
|                           |                   |           |           |                |             | 69 A                     | Del aware     | 51 56 | 122 A | Drexel             | 60 70 |
|                           |                   |           |           |                |             | 69 H                     | Del aware     | 55 41 | 122 H | Drexel             | 53 41 |
|                           |                   |           |           |                |             | 76 A                     | Hofstra       | 53 71 | 131 A | George Mason       | 64 51 |
|                           |                   |           |           |                |             | 76 H                     | Hofstra       | 76 91 | 131 H | George Mason       | 61 48 |
|                           |                   |           |           |                |             |                          |               |       | 139 H | UNC Greensboro     | 65 54 |
|                           |                   |           |           |                |             |                          |               |       | 148 H | Coastal Caro.      | 75 51 |
|                           |                   |           |           |                |             |                          |               |       | 163 A | Va. Commonweal th  | 71 67 |
|                           |                   |           |           |                |             |                          |               |       | 163 H | Va. Commonweal th  | 37 54 |
|                           |                   |           |           |                |             |                          |               |       | 222 A | Okl ahoma St.      | 49 66 |
|                           |                   |           |           |                |             |                          |               |       | 225 H | Towson             | 56 50 |
|                           |                   |           |           |                |             |                          |               |       | 235 H | Northeastern       | 65 51 |
|                           |                   |           |           |                |             |                          |               |       | 235 N | Northeastern       | 54 63 |
|                           |                   |           |           |                |             |                          |               |       | 243 A | Georgi a St.       | 62 48 |
|                           |                   |           |           |                |             |                          |               |       | 243 H | Georgi a St.       | 47 54 |
|                           |                   |           |           |                |             |                          |               |       | 263 H | Jacksonville St.   | 62 40 |
|                           |                   |           |           |                |             |                          |               |       | 266 H | Oh i o             | 60 55 |
|                           |                   |           |           |                |             |                          |               |       | 283 H | South Carolina St. | 60 50 |
|                           |                   |           |           |                |             |                          |               |       | 305 N | Ameri can          | 64 60 |
| <hr/>                     |                   |           |           |                |             |                          |               |       |       |                    |       |
| LAST 10 Division I GAMES: |                   |           |           |                |             |                          |               |       |       |                    |       |
| 235 N                     | Northeastern      | 54 63     | 20 A      | Old Domi ni on | 51 78       |                          |               |       |       |                    |       |
| 131 H                     | George Mason      | 61 48     | 122 H     | Drexel         | 53 41       |                          |               |       |       |                    |       |
| 163 A                     | Va. Commonweal th | 71 67     | 69 A      | Del aware      | 51 56       |                          |               |       |       |                    |       |
| 120 A                     | William & Mary    | 61 63     | 76 H      | Hofstra        | 76 91       |                          |               |       |       |                    |       |
| 243 H                     | Georgi a St.      | 47 54     | 225 H     | Towson         | 56 50       |                          |               |       |       |                    |       |

Non-Div I Games:

UNC Wilmington

U  
N  
I

| Through Games Of 2006 Final |  |                    |                      |                  |                         |                              |                    |             |              |                  |     |                     |       |
|-----------------------------|--|--------------------|----------------------|------------------|-------------------------|------------------------------|--------------------|-------------|--------------|------------------|-----|---------------------|-------|
| Average RPI Win: 181        |  | WON-LOST<br>RECORD | WINNING<br>PCT. RANK | LAST 10<br>GAMES | STRENGTH OF<br>SCHEDULE | OPP. STRENGTH<br>OF SCHEDULE | TEAM<br>RPI        | ADJ.<br>RPI | CONF.<br>RPI | ADJ CONF.<br>RPI | UNI |                     |       |
| Average RPI Loss: 114       |  |                    |                      |                  |                         |                              |                    |             |              |                  |     |                     |       |
| DIV. I ONLY                 |  | 19- 11             | 87                   | 5- 5             | 166                     | 117                          | 102                | 107         | 12           | 12               |     |                     |       |
| DIV. I NON-CONF.            |  | 6- 4               | 113                  | 0- 1             | 221                     | 172                          | 143                | 142         | 11           | 11               |     |                     |       |
| -----                       |  |                    |                      |                  |                         |                              |                    |             |              |                  |     |                     |       |
| TOTALS                      |  | RPI 1-25           | RPI 26-50            |                  | W-L RECORDS             |                              | RPI 51-100         |             | RPI 100+     |                  |     |                     |       |
| 19- 11                      |  | 0- 0               | 0- 2                 |                  | OVERALL                 |                              | 3- 5               |             | 16- 4        |                  |     |                     |       |
| 9- 3                        |  | 0- 0               | 0- 1                 |                  | HOME                    |                              | 2- 1               |             | 7- 1         |                  |     |                     |       |
| 8- 7                        |  | 0- 0               | 0- 1                 |                  | AWAY                    |                              | 1- 3               |             | 7- 3         |                  |     |                     |       |
| 2- 1                        |  | 0- 0               | 0- 0                 |                  | NEUTRAL                 |                              | 0- 1               |             | 2- 0         |                  |     |                     |       |
| 6- 4                        |  | 0- 0               | 0- 0                 |                  | NON-CONFERENCE          |                              | 0- 3               |             | 6- 1         |                  |     |                     |       |
| 2- 1                        |  | 0- 0               | 0- 0                 |                  | HOME                    |                              | 0- 1               |             | 2- 0         |                  |     |                     |       |
| 3- 2                        |  | 0- 0               | 0- 0                 |                  | AWAY                    |                              | 0- 1               |             | 3- 1         |                  |     |                     |       |
| 1- 1                        |  | 0- 0               | 0- 0                 |                  | NEUTRAL                 |                              | 0- 1               |             | 1- 0         |                  |     |                     |       |
| 13- 7                       |  | 0- 0               | 0- 2                 |                  | CONFERENCE              |                              | 3- 2               |             | 10- 3        |                  |     |                     |       |
| 7- 2                        |  | 0- 0               | 0- 1                 |                  | HOME                    |                              | 2- 0               |             | 5- 1         |                  |     |                     |       |
| 5- 5                        |  | 0- 0               | 0- 1                 |                  | AWAY                    |                              | 1- 2               |             | 4- 2         |                  |     |                     |       |
| 1- 0                        |  | 0- 0               | 0- 0                 |                  | NEUTRAL                 |                              | 0- 0               |             | 1- 0         |                  |     |                     |       |
| -----                       |  |                    |                      |                  |                         |                              |                    |             |              |                  |     |                     |       |
| RPI S Opponent              |  | RPI 1-25           | RPI 26-50            |                  | RPI S Opponent          |                              | RPI 51-100         |             | RPI 101+     |                  |     | Team's RPI: 107     |       |
|                             |  | Score              | RPI S Opponent       |                  | Score                   |                              | RPI S Opponent     |             | Score        |                  |     |                     |       |
|                             |  |                    | 47 A Indiana St.     |                  | 41 53                   |                              | 60 H Iowa          |             | 54 65        |                  |     | 104 A Drake         | 58 60 |
|                             |  |                    | 47 H Indiana St.     |                  | 62 74                   |                              | 70 N Iowa St.      |             | 54 61        |                  |     | 104 H Drake         | 69 46 |
|                             |  |                    |                      |                  |                         |                              | 91 A Missouri St.  |             | 64 47        |                  |     | 132 N Illinois      | 71 47 |
|                             |  |                    |                      |                  |                         |                              | 91 A Missouri St.  |             | 59 62        |                  |     | 159 A Valparaiso    | 48 62 |
|                             |  |                    |                      |                  |                         |                              | 91 H Missouri St.  |             | 66 47        |                  |     | 181 A Illinois St.  | 61 53 |
|                             |  |                    |                      |                  |                         |                              | 97 A Evansville    |             | 65 79        |                  |     | 181 H Illinois St.  | 75 69 |
|                             |  |                    |                      |                  |                         |                              | 97 H Evansville    |             | 53 47        |                  |     | 181 N Illinois St.  | 70 62 |
|                             |  |                    |                      |                  |                         |                              | 99 A Kansas        |             | 49 59        |                  |     | 182 A Wichita St.   | 63 56 |
|                             |  |                    |                      |                  |                         |                              |                    |             |              |                  |     | 182 H Wichita St.   | 70 64 |
|                             |  |                    |                      |                  |                         |                              |                    |             |              |                  |     | 192 A Ill. -Chicago | 63 53 |
|                             |  |                    |                      |                  |                         |                              |                    |             |              |                  |     | 194 A Southern Ill. | 59 48 |
|                             |  |                    |                      |                  |                         |                              |                    |             |              |                  |     | 194 H Southern Ill. | 49 40 |
|                             |  |                    |                      |                  |                         |                              |                    |             |              |                  |     | 198 A Colorado      | 74 65 |
|                             |  |                    |                      |                  |                         |                              |                    |             |              |                  |     | 213 H Murray St.    | 82 62 |
|                             |  |                    |                      |                  |                         |                              |                    |             |              |                  |     | 230 A Bradley       | 67 64 |
|                             |  |                    |                      |                  |                         |                              |                    |             |              |                  |     | 230 H Bradley       | 82 68 |
|                             |  |                    |                      |                  |                         |                              |                    |             |              |                  |     | 239 A Creighton     | 56 61 |
|                             |  |                    |                      |                  |                         |                              |                    |             |              |                  |     | 239 H Creighton     | 64 67 |
|                             |  |                    |                      |                  |                         |                              |                    |             |              |                  |     | 261 H Chicago St.   | 60 53 |
|                             |  |                    |                      |                  |                         |                              |                    |             |              |                  |     | 299 A IPFW          | 62 52 |
| -----                       |  |                    |                      |                  |                         |                              |                    |             |              |                  |     |                     |       |
| LAST 10 Division I GAMES:   |  |                    |                      |                  |                         |                              |                    |             |              |                  |     |                     |       |
|                             |  |                    | 99 A Kansas          |                  | 49 59                   |                              | 182 H Wichita St.  |             | 70 64        |                  |     |                     |       |
|                             |  |                    | 91 A Missouri St.    |                  | 59 62                   |                              | 91 H Missouri St.  |             | 66 47        |                  |     |                     |       |
|                             |  |                    | 181 N Illinois St.   |                  | 70 62                   |                              | 230 A Bradley      |             | 67 64        |                  |     |                     |       |
|                             |  |                    | 239 A Creighton      |                  | 56 61                   |                              | 47 A Indiana St.   |             | 41 53        |                  |     |                     |       |
|                             |  |                    | 104 A Drake          |                  | 58 60                   |                              | 181 A Illinois St. |             | 61 53        |                  |     |                     |       |

U  
N  
I

Non-Div I Games:

UNI

Loss, Non-Conf, S Site, H Home A Away N Neutral

| Average RPI Win:  |               | 161       | WON-LOST             | WINNING        | LAST 10 | STRENGTH OF                 | OPP. STRENGTH     | TEAM     | ADJ.  | CONF.         | ADJ CONF. |
|-------------------|---------------|-----------|----------------------|----------------|---------|-----------------------------|-------------------|----------|-------|---------------|-----------|
| Average RPI Loss: |               | 34        | RECORD               | PCT. RANK      | GAMES   | SCHEDULE                    | OF SCHEDULE       | RPI      | RPI   | RPI           | RPI       |
| DIV. I ONLY       | 18- 12        | 101       | 5- 5                 | 40             | 72      | 60                          | 61                | 6        | 6     |               |           |
| DIV. I NON-CONF.  | 8- 4          | 81        | 0- 1                 | 67             | 167     | 65                          | 66                | 7        | 7     |               |           |
| -----             |               |           |                      |                |         |                             |                   |          |       |               |           |
| TOTALS            |               | RPI 1-25  | RPI 26-50            | W-L RECORDS    |         | RPI 51-100                  | RPI 100+          |          |       |               |           |
| 18- 12            |               | 0- 6      | 3- 3                 | OVERALL        |         | 3- 3                        | 12- 0             |          |       |               |           |
| 11- 3             |               | 0- 2      | 2- 1                 | HOME           |         | 3- 0                        | 6- 0              |          |       |               |           |
| 4- 8              |               | 0- 3      | 0- 2                 | AWAY           |         | 0- 3                        | 4- 0              |          |       |               |           |
| 3- 1              |               | 0- 1      | 1- 0                 | NEUTRAL        |         | 0- 0                        | 2- 0              |          |       |               |           |
| 8- 4              |               | 0- 1      | 0- 1                 | NON-CONFERENCE |         | 2- 2                        | 6- 0              |          |       |               |           |
| 5- 1              |               | 0- 0      | 0- 1                 | HOME           |         | 2- 0                        | 3- 0              |          |       |               |           |
| 1- 3              |               | 0- 1      | 0- 0                 | AWAY           |         | 0- 2                        | 1- 0              |          |       |               |           |
| 2- 0              |               | 0- 0      | 0- 0                 | NEUTRAL        |         | 0- 0                        | 2- 0              |          |       |               |           |
| 10- 8             |               | 0- 5      | 3- 2                 | CONFERENCE     |         | 1- 1                        | 6- 0              |          |       |               |           |
| 6- 2              |               | 0- 2      | 2- 0                 | HOME           |         | 1- 0                        | 3- 0              |          |       |               |           |
| 3- 5              |               | 0- 2      | 0- 2                 | AWAY           |         | 0- 1                        | 3- 0              |          |       |               |           |
| 1- 1              |               | 0- 1      | 1- 0                 | NEUTRAL        |         | 0- 0                        | 0- 0              |          |       |               |           |
| -----             |               |           |                      |                |         |                             |                   |          |       |               |           |
| RPI 1-25          |               | RPI 26-50 |                      | RPI 51-100     |         | Team's RPI : 61             |                   | RPI 101+ |       |               |           |
| RPI S             | Opponent      | Score     | RPI S                | Opponent       | Score   | RPI S                       | Opponent          | Score    | RPI S | Opponent      | Score     |
| 13 A              | DePaul        | 72 88     | 26 A                 | TCU            | 77 82   | 63 A                        | Wyomi ng          | 50 53    | 138 A | Ai r Force    | 66 56     |
| 15 A              | Utah          | 64 75     | 26 H                 | TCU            | 61 50   | 63 H                        | Wyomi ng          | 65 56    | 138 H | Ai r Force    | 80 62     |
| 15 H              | Utah          | 51 59     | 32 A                 | New Mexi co    | 47 60   | 66 A                        | Cal i forni a     | 50 58    | 187 A | Col orado St. | 67 62     |
| 15 N              | Utah          | 45 61     | 32 H                 | New Mexi co    | 65 63   | 68 H                        | Stephen F. Austin | 72 66    | 187 H | Col orado St. | 74 57     |
| 22 A              | Brigham Young | 58 77     | 32 N                 | New Mexi co    | 57 45   | 78 H                        | Tennessee Tech    | 65 55    | 199 A | Nevada        | 55 41     |
| 22 H              | Brigham Young | 51 55     | 38 H                 | Texas A&M      | 48 73   | 80 A                        | Fresno St.        | 57 77    | 211 H | Jackson St.   | 73 39     |
|                   |               |           |                      |                |         | 217 H Troy 69 51            |                   |          |       |               |           |
|                   |               |           |                      |                |         | 242 H Lamar 76 47           |                   |          |       |               |           |
|                   |               |           |                      |                |         | 254 N Al abama St. 81 59    |                   |          |       |               |           |
|                   |               |           |                      |                |         | 271 A San Di ego St. 64 48  |                   |          |       |               |           |
|                   |               |           |                      |                |         | 271 H San Di ego St. 71 54  |                   |          |       |               |           |
|                   |               |           |                      |                |         | 289 N Al bany (N. Y.) 78 56 |                   |          |       |               |           |
| -----             |               |           |                      |                |         |                             |                   |          |       |               |           |
| LAST 10 Div       |               |           |                      |                |         | sion I GAMES:               |                   |          |       |               |           |
| 80 A Fresno St.   |               | 57 77     | 138 H Ai r Force     |                | 80 62   |                             |                   |          |       |               |           |
| 15 N Utah         |               | 45 61     | 15 A Utah            |                | 64 75   |                             |                   |          |       |               |           |
| 32 N New Mexi co  |               | 57 45     | 187 H Col orado St.  |                | 74 57   |                             |                   |          |       |               |           |
| 26 A TCU          |               | 77 82     | 271 A San Di ego St. |                | 64 48   |                             |                   |          |       |               |           |
| 32 H New Mexi co  |               | 65 63     | 22 H Bri gham Young  |                | 51 55   |                             |                   |          |       |               |           |

UNLV

Non-Div I Games:

UNLV

■ Loss, 
 ■ Non-Conf, S Site, 
 ■ Home 
 ■ Away 
 N Neutral





| Average RPI Win: 210  |          | WON-LOST  | WINNING                   | LAST 10    | STRENGTH OF | OPP. STRENGTH          | TEAM       | ADJ.  | CONF.                      | ADJ CONF.                |
|-----------------------|----------|-----------|---------------------------|------------|-------------|------------------------|------------|-------|----------------------------|--------------------------|
| Average RPI Loss: 140 |          | RECORD    | PCT. RANK                 | GAMES      | SCHEDULE    | OF SCHEDULE            | RPI        | RPI   | RPI                        | RPI                      |
| DIV. I ONLY           | 18- 12   | 101       | 6- 4                      | 137        | 222         | 113                    | 113        | 20    | 20                         |                          |
| DIV. I NON-CONF.      | 5- 6     | 166       | 0- 0                      | 107        | 125         | 135                    | 137        | 24    | 24                         |                          |
| TOTALS                | RPI 1-25 | RPI 26-50 | W-L RECORDS               | RPI 51-100 | RPI 100+    |                        |            |       |                            |                          |
| 18- 12                | 0- 1     | 0- 2      | OVERALL                   | 2- 2       | 16- 7       |                        |            |       |                            |                          |
| 10- 4                 | 0- 0     | 0- 1      | HOME                      | 1- 0       | 9- 3        |                        |            |       |                            |                          |
| 5- 7                  | 0- 1     | 0- 0      | AWAY                      | 0- 2       | 5- 4        |                        |            |       |                            |                          |
| 3- 1                  | 0- 0     | 0- 1      | NEUTRAL                   | 1- 0       | 2- 0        |                        |            |       |                            |                          |
| 5- 6                  | 0- 1     | 0- 2      | NON-CONFERENCE            | 1- 0       | 4- 3        |                        |            |       |                            |                          |
| 2- 3                  | 0- 0     | 0- 1      | HOME                      | 0- 0       | 2- 2        |                        |            |       |                            |                          |
| 0- 2                  | 0- 1     | 0- 0      | AWAY                      | 0- 0       | 0- 1        |                        |            |       |                            |                          |
| 3- 1                  | 0- 0     | 0- 1      | NEUTRAL                   | 1- 0       | 2- 0        |                        |            |       |                            |                          |
| 13- 6                 | 0- 0     | 0- 0      | CONFERENCE                | 1- 2       | 12- 4       |                        |            |       |                            |                          |
| 8- 1                  | 0- 0     | 0- 0      | HOME                      | 1- 0       | 7- 1        |                        |            |       |                            |                          |
| 5- 5                  | 0- 0     | 0- 0      | AWAY                      | 0- 2       | 5- 3        |                        |            |       |                            |                          |
| 0- 0                  | 0- 0     | 0- 0      | NEUTRAL                   | 0- 0       | 0- 0        |                        |            |       |                            |                          |
| RPI S Opponent        | RPI 1-25 | Score     | RPI S Opponent            | RPI 26-50  | Score       | RPI S Opponent         | RPI 51-100 | Score | RPI S Opponent             | RPI 101+ Team's RPI: 113 |
| 16 A Arizona St.      | 64       | 78        | 42 N Louisiana Tech       | 67         | 75          | 68 A Stephen F. Austin | 68         | 77    | 119 A Texas-Arlington      | 76 75                    |
|                       |          |           | 45 H Tulsa                | 41         | 63          | 68 A Stephen F. Austin | 48         | 56    | 119 H Texas-Arlington      | 68 67                    |
|                       |          |           |                           |            |             | 68 H Stephen F. Austin | 66         | 48    | 137 A La. -Monroe          | 61 62                    |
|                       |          |           |                           |            |             | 92 N West Virginia     | 57         | 54    | 137 H La. -Monroe          | 71 70                    |
|                       |          |           |                           |            |             |                        |            |       | 141 N Davidson             | 75 69                    |
|                       |          |           |                           |            |             |                        |            |       | 146 H Ark. -Little Rock    | 52 44                    |
|                       |          |           |                           |            |             |                        |            |       | 157 A Tex. A&M-Corp. Chris | 44 56                    |
|                       |          |           |                           |            |             |                        |            |       | 187 H Colorado St.         | 59 63                    |
|                       |          |           |                           |            |             |                        |            |       | 205 H New Mexico St.       | 61 38                    |
|                       |          |           |                           |            |             |                        |            |       | 208 H Texas St.            | 71 73                    |
|                       |          |           |                           |            |             |                        |            |       | 220 A McNeese St.          | 57 62                    |
|                       |          |           |                           |            |             |                        |            |       | 220 H McNeese St.          | 70 58                    |
|                       |          |           |                           |            |             |                        |            |       | 242 A Lamar                | 53 50                    |
|                       |          |           |                           |            |             |                        |            |       | 246 H Buffalo              | 62 73                    |
|                       |          |           |                           |            |             |                        |            |       | 268 A Northwestern St.     | 69 58                    |
|                       |          |           |                           |            |             |                        |            |       | 268 H Northwestern St.     | 73 65                    |
|                       |          |           |                           |            |             |                        |            |       | 290 N Florida A&M          | 71 61                    |
|                       |          |           |                           |            |             |                        |            |       | 291 A Southeastern La.     | 63 66                    |
|                       |          |           |                           |            |             |                        |            |       | 291 H Southeastern La.     | 75 56                    |
|                       |          |           |                           |            |             |                        |            |       | 291 H Southeastern La.     | 61 46                    |
|                       |          |           |                           |            |             |                        |            |       | 292 A Sam Houston St.      | 75 71                    |
|                       |          |           |                           |            |             |                        |            |       | 292 H Sam Houston St.      | 72 52                    |
|                       |          |           |                           |            |             |                        |            |       | 294 A Nicholls St.         | 67 57                    |
|                       |          |           | LAST 10 Division I GAMES: |            |             |                        |            |       |                            |                          |
|                       |          |           | 68 A Stephen F. Austin    | 48         | 56          | 68 A Stephen F. Austin | 68         | 77    |                            |                          |
|                       |          |           | 119 A Texas-Arlington     | 76         | 75          | 208 H Texas St.        | 71         | 73    |                            |                          |
|                       |          |           | 291 H Southeastern La.    | 61         | 46          | 119 H Texas-Arlington  | 68         | 67    |                            |                          |
|                       |          |           | 268 A Northwestern St.    | 69         | 58          | 242 A Lamar            | 53         | 50    |                            |                          |
|                       |          |           | 292 H Sam Houston St.     | 72         | 52          | 220 A McNeese St.      | 57         | 62    |                            |                          |

Non-Div I Games:

UTSA

■ Loss, 
 ■ Non-Conf, S Site, 
 ■ Home 
 ■ Away 
 N Neutral

| Average RPI Win:          |                    | 118            | WON-LOST       | WINNING    | LAST 10  | STRENGTH OF | OPP. STRENGTH | TEAM  | ADJ.  | CONF.            | ADJ CONF. |
|---------------------------|--------------------|----------------|----------------|------------|----------|-------------|---------------|-------|-------|------------------|-----------|
| Average RPI Loss:         |                    | 27             | RECORD         | PCT. RANK  | GAMES    | SCHEDULE    | OF SCHEDULE   | RPI   | RPI   | RPI              | RPI       |
| DIV. I ONLY               | 27- 7              | 19             | 8- 2           | 36         | 37       | 15          | 15            | 6     | 6     |                  |           |
| DIV. I NON-CONF.          | 12- 3              | 28             | 3- 1           | 40         | 22       | 19          | 19            | 7     | 7     |                  |           |
| TOTALS                    | RPI 1-25           | RPI 26-50      | W-L RECORDS    | RPI 51-100 | RPI 100+ |             |               |       |       |                  |           |
| 27- 7                     | 5- 2               | 1- 5           | OVERALL        | 8- 0       | 13- 0    |             |               |       |       |                  |           |
| 12- 2                     | 0- 1               | 1- 1           | HOME           | 3- 0       | 8- 0     |             |               |       |       |                  |           |
| 8- 3                      | 1- 0               | 0- 3           | AWAY           | 3- 0       | 4- 0     |             |               |       |       |                  |           |
| 7- 2                      | 4- 1               | 0- 1           | NEUTRAL        | 2- 0       | 1- 0     |             |               |       |       |                  |           |
| 12- 3                     | 3- 1               | 0- 2           | NON-CONFERENCE | 3- 0       | 6- 0     |             |               |       |       |                  |           |
| 6- 0                      | 0- 0               | 0- 0           | HOME           | 1- 0       | 5- 0     |             |               |       |       |                  |           |
| 2- 1                      | 0- 0               | 0- 1           | AWAY           | 1- 0       | 1- 0     |             |               |       |       |                  |           |
| 4- 2                      | 3- 1               | 0- 1           | NEUTRAL        | 1- 0       | 0- 0     |             |               |       |       |                  |           |
| 15- 4                     | 2- 1               | 1- 3           | CONFERENCE     | 5- 0       | 7- 0     |             |               |       |       |                  |           |
| 6- 2                      | 0- 1               | 1- 1           | HOME           | 2- 0       | 3- 0     |             |               |       |       |                  |           |
| 6- 2                      | 1- 0               | 0- 2           | AWAY           | 2- 0       | 3- 0     |             |               |       |       |                  |           |
| 3- 0                      | 1- 0               | 0- 0           | NEUTRAL        | 1- 0       | 1- 0     |             |               |       |       |                  |           |
| RPI S                     | RPI 1-25           | Team's RPI: 15 | RPI S          | RPI 26-50  | Score    | RPI S       | RPI 51-100    | Score | RPI S | RPI 101+         | Score     |
| 4 N                       | Maryland           | 65 75          | 26 A           | TCU        | 56 69    | 61 A        | UNLV          | 59 51 | 138 A | Air Force        | 79 53     |
| 11 N                      | North Carolina St. | 73 62          | 26 H           | TCU        | 62 63    | 61 H        | UNLV          | 75 64 | 138 H | Air Force        | 90 45     |
| 16 N                      | Arizona St.        | 86 65          | 32 A           | New Mexico | 42 59    | 61 N        | UNLV          | 61 45 | 138 N | Air Force        | 67 47     |
| 22 A                      | Brigham Young      | 70 52          | 32 H           | New Mexico | 75 62    | 62 N        | Middle Tenn.  | 76 71 | 143 H | Loyola Marymount | 63 47     |
| 22 H                      | Brigham Young      | 60 61          | 37 N           | Notre Dame | 55 68    | 63 A        | Wyoming       | 69 67 | 166 A | Arizona          | 66 63     |
| 22 N                      | Brigham Young      | 84 60          | 44 A           | Washington | 56 63    | 63 H        | Wyoming       | 55 47 | 168 H | Gonzaga          | 81 54     |
| 25 N                      | Boston College     | 57 54          |                |            |          | 72 A        | Eastern Mich. | 72 67 | 184 H | Weber St.        | 65 38     |
|                           |                    |                |                |            |          | 100 H       | Oregon St.    | 62 53 | 187 A | Colorado St.     | 80 56     |
|                           |                    |                |                |            |          |             |               |       | 187 H | Colorado St.     | 76 54     |
|                           |                    |                |                |            |          |             |               |       | 257 H | Southern Utah    | 79 47     |
|                           |                    |                |                |            |          |             |               |       | 263 H | Jacksonville St. | 83 46     |
|                           |                    |                |                |            |          |             |               |       | 271 A | San Diego St.    | 76 39     |
|                           |                    |                |                |            |          |             |               |       | 271 H | San Diego St.    | 78 43     |
| LAST 10 Division I GAMES: |                    |                |                |            |          |             |               |       |       |                  |           |
| 4 N                       | Maryland           | 65 75          | 61 N           | UNLV       | 61 45    |             |               |       |       |                  |           |
| 25 N                      | Boston College     | 57 54          | 138 N          | Air Force  | 67 47    |             |               |       |       |                  |           |
| 16 N                      | Arizona St.        | 86 65          | 63 A           | Wyoming    | 69 67    |             |               |       |       |                  |           |
| 62 N                      | Middle Tenn.       | 76 71          | 26 H           | TCU        | 62 63    |             |               |       |       |                  |           |
| 22 N                      | Brigham Young      | 84 60          | 61 H           | UNLV       | 75 64    |             |               |       |       |                  |           |

Non-Div I Games:

Utah

Average RPI Win: 246

Average RPI Loss: 150

WON-LOST  
RECORDWINNING  
PCT. RANKLAST 10  
GAMESSTRENGTH OF  
SCHEDULEOPP. STRENGTH  
OF SCHEDULETEAM  
RPIADJ.  
RPICONF.  
RPIADJ CONF.  
RPI

DIV. I ONLY

3- 24

322

2- 8

144

177

303

302

15

15

DIV. I NON-CONF.

1- 9

311

0- 0

171

210

303

302

14

14

TOTALS

RPI 1-25

RPI 26-50

W-L RECORDS

RPI 51-100

RPI 100+

3- 24

0- 0

0- 3

OVERALL

0- 4

3- 17

2- 10

0- 0

0- 1

HOME

0- 3

2- 6

1- 12

0- 0

0- 2

AWAY

0- 1

1- 9

0- 2

0- 0

0- 0

NEUTRAL

0- 0

0- 2

1- 9

0- 0

0- 1

NON-CONFERENCE

0- 2

1- 6

1- 3

0- 0

0- 0

HOME

0- 2

1- 1

0- 5

0- 0

0- 1

AWAY

0- 0

0- 4

0- 1

0- 0

0- 0

NEUTRAL

0- 0

0- 1

2- 15

0- 0

0- 2

CONFERENCE

0- 2

2- 11

1- 7

0- 0

0- 1

HOME

0- 1

1- 5

1- 7

0- 0

0- 1

AWAY

0- 1

1- 5

0- 1

0- 0

0- 0

NEUTRAL

0- 0

0- 1

RPI 1-25

RPI 26-50

RPI 51-100

RPI 101+



Team's RPI: 302



RPI S Opponent Score



RPI S Opponent Score



RPI S Opponent Score



RPI S Opponent Score



38  Texas A&M 55  81



42  Louisi ana Tech 54  88



42  Louisi ana Tech 56  73



63  Wyomi ng 59  73



80  Fresno St. 52  70



80  Fresno St. 58  60



98  Montana 70  71



101  Hawai i 48  61



101  Hawai i 50  63



132  N illi noi s 43  62



138  Ai r Force 56  60



177  Idaho St. 73  96



180  San Jose St. 49  70



180  San Jose St. 51  63



184  Weber St. 69  77


198  Col orado 56  73



199  Nevada 54  64



199  Nevada 51  67


202  Boi se St. 38  70



202  Boi se St. 55  72



205  New Mexi co St. 55 45


205  New Mexi co St. 48  55

234  Idaho 51  54



234  Idaho 63 53



234  N Idaho 59  70



280  St. Louis 61  75



300  Utah Valley St. 74 51



LAST 10 Division I GAMES:



234  Idaho 59  70


180  San Jose St. 49  70



80  Fresno St. 52  70


199  Nevada 51  67



202  Boi se St. 55  72

101  Hawai i 50  63

234  Idaho 63 53

42  Louisi ana Tech 54  88

205  New Mexi co St. 55 45





42  Louisi ana Tech 56  73

Utah St.

Utah St.

Non-Div I Games:

Utah St.

 Loss,  Non-Conf, S Site,  Home  Away N Neutral

|                           |                 |                      |    |                   |          |                |                    |                      |              |                           |  |          |                      |          |  |           |  |               |  |
|---------------------------|-----------------|----------------------|----|-------------------|----------|----------------|--------------------|----------------------|--------------|---------------------------|--|----------|----------------------|----------|--|-----------|--|---------------|--|
| Average RPI Win: 221      |                 | WON-LOST RECORD      |    | WINNING PCT. RANK |          | LAST 10 GAMES  |                    | STRENGTH OF SCHEDULE |              | OPP. STRENGTH OF SCHEDULE |  | TEAM RPI |                      | ADJ. RPI |  | CONF. RPI |  | ADJ CONF. RPI |  |
| DIV. I ONLY               |                 | 9- 16                |    | 235               |          | 3- 6           |                    | 331                  |              | 264                       |  | 299      |                      | 300      |  | 31        |  | 31            |  |
| DIV. I NON-CONF.          |                 | 5- 13                |    | 266               |          | 0- 3           |                    | 278                  |              | 261                       |  | 288      |                      | 293      |  | 28        |  | 29            |  |
| TOTALS                    |                 | RPI 1-25             |    | RPI 26-50         |          | W-L RECORDS    |                    | RPI 51-100           |              | RPI 100+                  |  |          |                      |          |  |           |  |               |  |
| 9- 16                     |                 | 0- 1                 |    | 0- 0              |          | OVERALL        |                    | 1- 1                 |              | 8- 14                     |  |          |                      |          |  |           |  |               |  |
| 8- 6                      |                 | 0- 0                 |    | 0- 0              |          | HOME           |                    | 1- 1                 |              | 7- 5                      |  |          |                      |          |  |           |  |               |  |
| 1- 10                     |                 | 0- 1                 |    | 0- 0              |          | AWAY           |                    | 0- 0                 |              | 1- 9                      |  |          |                      |          |  |           |  |               |  |
| 0- 0                      |                 | 0- 0                 |    | 0- 0              |          | NEUTRAL        |                    | 0- 0                 |              | 0- 0                      |  |          |                      |          |  |           |  |               |  |
| 5- 13                     |                 | 0- 1                 |    | 0- 0              |          | NON-CONFERENCE |                    | 1- 1                 |              | 4- 11                     |  |          |                      |          |  |           |  |               |  |
| 5- 5                      |                 | 0- 0                 |    | 0- 0              |          | HOME           |                    | 1- 1                 |              | 4- 4                      |  |          |                      |          |  |           |  |               |  |
| 0- 8                      |                 | 0- 1                 |    | 0- 0              |          | AWAY           |                    | 0- 0                 |              | 0- 7                      |  |          |                      |          |  |           |  |               |  |
| 0- 0                      |                 | 0- 0                 |    | 0- 0              |          | NEUTRAL        |                    | 0- 0                 |              | 0- 0                      |  |          |                      |          |  |           |  |               |  |
| 4- 3                      |                 | 0- 0                 |    | 0- 0              |          | CONFERENCE     |                    | 0- 0                 |              | 4- 3                      |  |          |                      |          |  |           |  |               |  |
| 3- 1                      |                 | 0- 0                 |    | 0- 0              |          | HOME           |                    | 0- 0                 |              | 3- 1                      |  |          |                      |          |  |           |  |               |  |
| 1- 2                      |                 | 0- 0                 |    | 0- 0              |          | AWAY           |                    | 0- 0                 |              | 1- 2                      |  |          |                      |          |  |           |  |               |  |
| 0- 0                      |                 | 0- 0                 |    | 0- 0              |          | NEUTRAL        |                    | 0- 0                 |              | 0- 0                      |  |          |                      |          |  |           |  |               |  |
| RPI 1-25                  |                 | RPI 26-50            |    | RPI 51-100        |          | RPI 101+       |                    | Team's RPI: 300      |              |                           |  |          |                      |          |  |           |  |               |  |
| RPI S                     | Opponent        | Score                |    | RPI S             | Opponent | Score          |                    | RPI S                | Opponent     | Score                     |  | RPI S    | Opponent             | Score    |  |           |  |               |  |
| 22                        | A Brigham Young | 54 61                |    |                   |          |                |                    | 80                   | H Fresno St. | 72 64                     |  | 138      | H Air Force          | 70 97    |  |           |  |               |  |
|                           |                 |                      |    |                   |          |                |                    | 100                  | H Oregon St. | 56 63                     |  | 157      | H Tex. A&M-Corp.     | 91 78    |  |           |  |               |  |
|                           |                 |                      |    |                   |          |                |                    |                      |              |                           |  |          | Chris                |          |  |           |  |               |  |
|                           |                 |                      |    |                   |          |                |                    |                      |              |                           |  | 168      | H Gonzaga            | 60 51    |  |           |  |               |  |
|                           |                 |                      |    |                   |          |                |                    |                      |              |                           |  | 171      | A UC Riverside       | 62 69    |  |           |  |               |  |
|                           |                 |                      |    |                   |          |                |                    |                      |              |                           |  | 177      | H Idaho St.          | 83 74    |  |           |  |               |  |
|                           |                 |                      |    |                   |          |                |                    |                      |              |                           |  | 184      | H Weber St.          | 57 65    |  |           |  |               |  |
|                           |                 |                      |    |                   |          |                |                    |                      |              |                           |  | 199      | A Nevada             | 59 74    |  |           |  |               |  |
|                           |                 |                      |    |                   |          |                |                    |                      |              |                           |  | 202      | A Boise St.          | 55 85    |  |           |  |               |  |
|                           |                 |                      |    |                   |          |                |                    |                      |              |                           |  | 233      | H Portland St.       | 86 60    |  |           |  |               |  |
|                           |                 |                      |    |                   |          |                |                    |                      |              |                           |  | 234      | H Idaho              | 70 99    |  |           |  |               |  |
|                           |                 |                      |    |                   |          |                |                    |                      |              |                           |  | 244      | A Northern Colo.     | 75 73    |  |           |  |               |  |
|                           |                 |                      |    |                   |          |                |                    |                      |              |                           |  | 244      | H Northern Colo.     | 64 67    |  |           |  |               |  |
|                           |                 |                      |    |                   |          |                |                    |                      |              |                           |  | 257      | A Southern Utah      | 74 80    |  |           |  |               |  |
|                           |                 |                      |    |                   |          |                |                    |                      |              |                           |  | 263      | H Jacksonville St.   | 77 84    |  |           |  |               |  |
|                           |                 |                      |    |                   |          |                |                    |                      |              |                           |  | 276      | A Cal St. Fullerton  | 63 84    |  |           |  |               |  |
|                           |                 |                      |    |                   |          |                |                    |                      |              |                           |  | 286      | H North Dakota St.   | 76 57    |  |           |  |               |  |
|                           |                 |                      |    |                   |          |                |                    |                      |              |                           |  | 299      | A IPFW               | 60 84    |  |           |  |               |  |
|                           |                 |                      |    |                   |          |                |                    |                      |              |                           |  | 302      | A Utah St.           | 51 74    |  |           |  |               |  |
|                           |                 |                      |    |                   |          |                |                    |                      |              |                           |  | 311      | A Montana St.        | 84 92    |  |           |  |               |  |
|                           |                 |                      |    |                   |          |                |                    |                      |              |                           |  | 320      | A Tex. -Pan American | 49 65    |  |           |  |               |  |
|                           |                 |                      |    |                   |          |                |                    |                      |              |                           |  | 320      | H Tex. -Pan American | 73 67    |  |           |  |               |  |
|                           |                 |                      |    |                   |          |                |                    |                      |              |                           |  | 321      | H Portland           | 79 75    |  |           |  |               |  |
| LAST 10 Division I GAMES: |                 |                      |    |                   |          |                |                    |                      |              |                           |  |          |                      |          |  |           |  |               |  |
| 320                       | A               | Tex. -Pan American   | 49 | 65                | 244      | A              | Northern Colo.     | 75                   | 73           |                           |  |          |                      |          |  |           |  |               |  |
| 299                       | A               | IPFW                 | 60 | 84                | 171      | A              | UC Riverside       | 62                   | 69           |                           |  |          |                      |          |  |           |  |               |  |
| 286                       | H               | North Dakota St.     | 76 | 57                | 276      | A              | Cal St. Fullerton  | 63                   | 84           |                           |  |          |                      |          |  |           |  |               |  |
| 244                       | H               | Northern Colo.       | 64 | 67                | 199      | A              | Nevada             | 59                   | 74           |                           |  |          |                      |          |  |           |  |               |  |
| 157                       | H               | Tex. A&M-Corp. Chris | 91 | 78                | 320      | H              | Tex. -Pan American | 73                   | 67           |                           |  |          |                      |          |  |           |  |               |  |

Non-Div I Games: Grand Canyon 56 43 Westminster (Uta65 60

Utah Valley St.

| Through Games of 2000 Final |                    |                 |                   |                    |                      |                           |                  |                 |           |                          |
|-----------------------------|--------------------|-----------------|-------------------|--------------------|----------------------|---------------------------|------------------|-----------------|-----------|--------------------------|
| Average RPI Win:            | 184                | WON-LOST RECORD | WINNING PCT. RANK | LAST 10 GAMES      | STRENGTH OF SCHEDULE | OPP. STRENGTH OF SCHEDULE | TEAM RPI         | ADJ. RPI        | CONF. RPI | ADJ CONF. RPI            |
| DI V. I ONLY                | 13- 15             | 182             | 2- 8              | 129                | 126                  | 164                       | 163              | 8               | 8         |                          |
| DI V. I NON-CONF.           | 7- 2               | 38              | 0- 0              | 155                | 301                  | 80                        | 81               | 8               | 8         |                          |
| <hr/>                       |                    |                 |                   |                    |                      |                           |                  |                 |           |                          |
| TOTALS                      | RPI 1-25           | RPI 26-50       | W-L RECORDS       | RPI 51-100         | RPI 100+             |                           |                  |                 |           |                          |
| 13- 15                      | 0- 2               | 0- 0            | OVERALL           | 0- 4               | 13- 9                |                           |                  |                 |           |                          |
| 8- 6                        | 0- 1               | 0- 0            | HOME              | 0- 2               | 8- 3                 |                           |                  |                 |           |                          |
| 5- 9                        | 0- 1               | 0- 0            | AWAY              | 0- 2               | 5- 6                 |                           |                  |                 |           |                          |
| 0- 0                        | 0- 0               | 0- 0            | NEUTRAL           | 0- 0               | 0- 0                 |                           |                  |                 |           |                          |
| 7- 2                        | 0- 0               | 0- 0            | NON-CONFERENCE    | 0- 0               | 7- 2                 |                           |                  |                 |           |                          |
| 5- 0                        | 0- 0               | 0- 0            | HOME              | 0- 0               | 5- 0                 |                           |                  |                 |           |                          |
| 2- 2                        | 0- 0               | 0- 0            | AWAY              | 0- 0               | 2- 2                 |                           |                  |                 |           |                          |
| 0- 0                        | 0- 0               | 0- 0            | NEUTRAL           | 0- 0               | 0- 0                 |                           |                  |                 |           |                          |
| 6- 13                       | 0- 2               | 0- 0            | CONFERENCE        | 0- 4               | 6- 7                 |                           |                  |                 |           |                          |
| 3- 6                        | 0- 1               | 0- 0            | HOME              | 0- 2               | 3- 3                 |                           |                  |                 |           |                          |
| 3- 7                        | 0- 1               | 0- 0            | AWAY              | 0- 2               | 3- 4                 |                           |                  |                 |           |                          |
| 0- 0                        | 0- 0               | 0- 0            | NEUTRAL           | 0- 0               | 0- 0                 |                           |                  |                 |           |                          |
| <hr/>                       |                    |                 |                   |                    |                      |                           |                  |                 |           |                          |
| RPI 1-25                    |                    | RPI 26-50       |                   | RPI 51-100         |                      | RPI 101+                  |                  | Team's RPI: 163 |           |                          |
| RPI S                       | Opponent           | Score           | RPI S             | Opponent           | Score                | RPI S                     | Opponent         | Score           |           |                          |
| 20                          | A Old Domi ni on   | 66 94           |                   |                    |                      | 55                        | A James Madi son | 54 69           | 115       | A Loyol a (Md.) 65 62    |
| 20                          | H Old Domi ni on   | 62 82           |                   |                    |                      | 55                        | H James Madi son | 67 80           | 118       | H Ri chmond 76 74        |
|                             |                    |                 |                   |                    |                      | 69                        | A Del aware      | 35 66           | 120       | A Wi lli am & Mary 52 55 |
|                             |                    |                 |                   |                    |                      | 76                        | H Hofstra        | 43 58           | 120       | H Wi lli am & Mary 66 70 |
|                             |                    |                 |                   |                    |                      |                           |                  |                 | 122       | H Drexel 60 70           |
|                             |                    |                 |                   |                    |                      |                           |                  |                 | 125       | H Bel mont 72 70         |
|                             |                    |                 |                   |                    |                      |                           |                  |                 | 131       | A George Mason 58 54     |
|                             |                    |                 |                   |                    |                      |                           |                  |                 | 131       | A George Mason 60 74     |
|                             |                    |                 |                   |                    |                      |                           |                  |                 | 131       | H George Mason 57 55     |
|                             |                    |                 |                   |                    |                      |                           |                  |                 | 140       | A East Caro. 61 66       |
|                             |                    |                 |                   |                    |                      |                           |                  |                 | 142       | A UNC Wi lmi ngton 54 37 |
|                             |                    |                 |                   |                    |                      |                           |                  |                 | 142       | H UNC Wi lmi ngton 67 71 |
|                             |                    |                 |                   |                    |                      |                           |                  |                 | 172       | H Radford 59 57          |
|                             |                    |                 |                   |                    |                      |                           |                  |                 | 201       | H Tol edo 71 50          |
|                             |                    |                 |                   |                    |                      |                           |                  |                 | 225       | A Towson 61 62           |
|                             |                    |                 |                   |                    |                      |                           |                  |                 | 225       | H Towson 72 61           |
|                             |                    |                 |                   |                    |                      |                           |                  |                 | 235       | A Northeastern 80 87     |
|                             |                    |                 |                   |                    |                      |                           |                  |                 | 236       | A Howard 89 66           |
|                             |                    |                 |                   |                    |                      |                           |                  |                 | 243       | A Georgi a St. 82 80     |
|                             |                    |                 |                   |                    |                      |                           |                  |                 | 243       | H Georgi a St. 69 60     |
|                             |                    |                 |                   |                    |                      |                           |                  |                 | 277       | A Lehi gh 59 75          |
|                             |                    |                 |                   |                    |                      |                           |                  |                 | 306       | H Norfol k St. 67 48     |
| <hr/>                       |                    |                 |                   |                    |                      |                           |                  |                 |           |                          |
| LAST 10 Div sion I GAMES:   |                    |                 |                   |                    |                      |                           |                  |                 |           |                          |
| 131                         | A George Mason     | 60 74           | 76                | H Hofstra          | 43 58                |                           |                  |                 |           |                          |
| 243                         | A Georgi a St.     | 82 80           | 120               | H Wi lli am & Mary | 66 70                |                           |                  |                 |           |                          |
| 142                         | H UNC Wi lmi ngton | 67 71           | 225               | A Towson           | 61 62                |                           |                  |                 |           |                          |
| 20                          | A Ol d Domi ni on  | 66 94           | 122               | H Drexel           | 60 70                |                           |                  |                 |           |                          |
| 131                         | A George Mason     | 58 54           | 55                | H James Madi son   | 67 80                |                           |                  |                 |           |                          |

Non-Div I Games:

Va. Commonwealth

Loss, Non-Conf, S Site, H Home A Away N Neutral

Va. Commonwealth

Va. Commonwealth

| Average RPI Win: 213 |          |  |  | WON-LOST RECORD           |  | WINNING PCT. RANK |              | LAST 10 GAMES  |  | STRENGTH OF SCHEDULE |  | OPP. STRENGTH OF SCHEDULE |                 | TEAM RPI |  | ADJ. RPI |  | CONF. RPI |                 | ADJ CONF. RPI |  |       |  |
|----------------------|----------|--|--|---------------------------|--|-------------------|--------------|----------------|--|----------------------|--|---------------------------|-----------------|----------|--|----------|--|-----------|-----------------|---------------|--|-------|--|
| DIV. I ONLY          |          |  |  | 16- 13                    |  | 132               |              | 5- 5           |  | 207                  |  | 175                       |                 | 161      |  | 159      |  | 17        |                 | 17            |  |       |  |
| DIV. I NON-CONF.     |          |  |  | 6- 5                      |  | 132               |              | 0- 0           |  | 157                  |  | 129                       |                 | 132      |  | 131      |  | 17        |                 | 17            |  |       |  |
| TOTALS               |          |  |  | RPI 1-25                  |  | RPI 26-50         |              | W-L RECORDS    |  | RPI 51-100           |  | RPI 100+                  |                 |          |  |          |  |           |                 |               |  |       |  |
| 16- 13               |          |  |  | 0- 1                      |  | 0- 1              |              | OVERALL        |  | 1- 4                 |  | 15- 7                     |                 |          |  |          |  |           |                 |               |  |       |  |
| 10- 2                |          |  |  | 0- 0                      |  | 0- 0              |              | HOME           |  | 0- 1                 |  | 10- 1                     |                 |          |  |          |  |           |                 |               |  |       |  |
| 4- 9                 |          |  |  | 0- 0                      |  | 0- 1              |              | AWAY           |  | 0- 2                 |  | 4- 6                      |                 |          |  |          |  |           |                 |               |  |       |  |
| 2- 2                 |          |  |  | 0- 1                      |  | 0- 0              |              | NEUTRAL        |  | 1- 1                 |  | 1- 0                      |                 |          |  |          |  |           |                 |               |  |       |  |
| 6- 5                 |          |  |  | 0- 1                      |  | 0- 1              |              | NON-CONFERENCE |  | 1- 1                 |  | 5- 2                      |                 |          |  |          |  |           |                 |               |  |       |  |
| 4- 0                 |          |  |  | 0- 0                      |  | 0- 0              |              | HOME           |  | 0- 0                 |  | 4- 0                      |                 |          |  |          |  |           |                 |               |  |       |  |
| 1- 4                 |          |  |  | 0- 0                      |  | 0- 1              |              | AWAY           |  | 0- 1                 |  | 1- 2                      |                 |          |  |          |  |           |                 |               |  |       |  |
| 1- 1                 |          |  |  | 0- 1                      |  | 0- 0              |              | NEUTRAL        |  | 1- 0                 |  | 0- 0                      |                 |          |  |          |  |           |                 |               |  |       |  |
| 10- 8                |          |  |  | 0- 0                      |  | 0- 0              |              | CONFERENCE     |  | 0- 3                 |  | 10- 5                     |                 |          |  |          |  |           |                 |               |  |       |  |
| 6- 2                 |          |  |  | 0- 0                      |  | 0- 0              |              | HOME           |  | 0- 1                 |  | 6- 1                      |                 |          |  |          |  |           |                 |               |  |       |  |
| 3- 5                 |          |  |  | 0- 0                      |  | 0- 0              |              | AWAY           |  | 0- 1                 |  | 3- 4                      |                 |          |  |          |  |           |                 |               |  |       |  |
| 1- 1                 |          |  |  | 0- 0                      |  | 0- 0              |              | NEUTRAL        |  | 0- 1                 |  | 1- 0                      |                 |          |  |          |  |           |                 |               |  |       |  |
| RPI 1-25             |          |  |  | RPI 26-50                 |  | RPI 51-100        |              | RPI 101+       |  | Team's RPI: 159      |  |                           |                 |          |  |          |  |           |                 |               |  |       |  |
| RPI S                | Opponent |  |  | Score                     |  | RPI S             | Opponent     |                |  | Score                |  | RPI S                     | Opponent        |          |  | Score    |  | RPI S     | Opponent        |               |  | Score |  |
| 23 N                 | Purdue   |  |  | 55 70                     |  | 37 A              | Notre Dame   |                |  | 50 58                |  | 51 A                      | Xavi er         |          |  | 44 58    |  | 107 H     | UNI             |               |  | 62 48 |  |
|                      |          |  |  |                           |  |                   |              |                |  |                      |  | 93 N                      | Kent St.        |          |  | 66 62    |  | 121 A     | Ball St.        |               |  | 61 49 |  |
|                      |          |  |  |                           |  |                   |              |                |  |                      |  | 96 A                      | Western Ill.    |          |  | 57 61    |  | 127 A     | Oakl and        |               |  | 69 55 |  |
|                      |          |  |  |                           |  |                   |              |                |  |                      |  | 96 H                      | Western Ill.    |          |  | 42 53    |  | 127 H     | Oakl and        |               |  | 67 68 |  |
|                      |          |  |  |                           |  |                   |              |                |  |                      |  | 96 N                      | Western Ill.    |          |  | 40 57    |  | 134 A     | Oral Roberts    |               |  | 31 53 |  |
|                      |          |  |  |                           |  |                   |              |                |  |                      |  |                           |                 |          |  |          |  | 134 H     | Oral Roberts    |               |  | 81 54 |  |
|                      |          |  |  |                           |  |                   |              |                |  |                      |  |                           |                 |          |  |          |  | 151 A     | IUPUI           |               |  | 55 63 |  |
|                      |          |  |  |                           |  |                   |              |                |  |                      |  |                           |                 |          |  |          |  | 151 H     | IUPUI           |               |  | 55 48 |  |
|                      |          |  |  |                           |  |                   |              |                |  |                      |  |                           |                 |          |  |          |  | 188 A     | Central Mi ch.  |               |  | 49 55 |  |
|                      |          |  |  |                           |  |                   |              |                |  |                      |  |                           |                 |          |  |          |  | 214 H     | Northwestern    |               |  | 57 51 |  |
|                      |          |  |  |                           |  |                   |              |                |  |                      |  |                           |                 |          |  |          |  | 227 A     | UMKC            |               |  | 63 69 |  |
|                      |          |  |  |                           |  |                   |              |                |  |                      |  |                           |                 |          |  |          |  | 227 H     | UMKC            |               |  | 65 31 |  |
|                      |          |  |  |                           |  |                   |              |                |  |                      |  |                           |                 |          |  |          |  | 227 N     | UMKC            |               |  | 69 48 |  |
|                      |          |  |  |                           |  |                   |              |                |  |                      |  |                           |                 |          |  |          |  | 230 A     | Bradley         |               |  | 71 79 |  |
|                      |          |  |  |                           |  |                   |              |                |  |                      |  |                           |                 |          |  |          |  | 257 A     | Southern Utah   |               |  | 69 54 |  |
|                      |          |  |  |                           |  |                   |              |                |  |                      |  |                           |                 |          |  |          |  | 257 H     | Southern Utah   |               |  | 77 58 |  |
|                      |          |  |  |                           |  |                   |              |                |  |                      |  |                           |                 |          |  |          |  | 261 A     | Chi cago St.    |               |  | 50 53 |  |
|                      |          |  |  |                           |  |                   |              |                |  |                      |  |                           |                 |          |  |          |  | 261 H     | Chi cago St.    |               |  | 75 67 |  |
|                      |          |  |  |                           |  |                   |              |                |  |                      |  |                           |                 |          |  |          |  | 299 H     | I PFW           |               |  | 69 52 |  |
|                      |          |  |  |                           |  |                   |              |                |  |                      |  |                           |                 |          |  |          |  | 307 H     | Loyol a (Ill.)  |               |  | 83 50 |  |
|                      |          |  |  |                           |  |                   |              |                |  |                      |  |                           |                 |          |  |          |  | 313 A     | Centenary (La.) |               |  | 66 47 |  |
|                      |          |  |  |                           |  |                   |              |                |  |                      |  |                           |                 |          |  |          |  | 313 H     | Centenary (La.) |               |  | 91 44 |  |
|                      |          |  |  | LAST 10 Division I GAMES: |  |                   |              |                |  |                      |  |                           |                 |          |  |          |  |           |                 |               |  |       |  |
|                      |          |  |  |                           |  | 96 N              | Western Ill. |                |  | 40 57                |  | 261 H                     | Chi cago St.    |          |  | 75 67    |  |           |                 |               |  |       |  |
|                      |          |  |  |                           |  | 227 N             | UMKC         |                |  | 69 48                |  | 96 H                      | Western Ill.    |          |  | 42 53    |  |           |                 |               |  |       |  |
|                      |          |  |  |                           |  | 134 A             | Oral Roberts |                |  | 31 53                |  | 313 H                     | Centenary (La.) |          |  | 91 44    |  |           |                 |               |  |       |  |
|                      |          |  |  |                           |  | 227 A             | UMKC         |                |  | 63 69                |  | 257 A                     | Southern Utah   |          |  | 69 54    |  |           |                 |               |  |       |  |
|                      |          |  |  |                           |  | 151 A             | IUPUI        |                |  | 55 63                |  | 151 H                     | IUPUI           |          |  | 55 48    |  |           |                 |               |  |       |  |

Non-Div I Games:

Valparaiso

| Average RPI Win: 140       |                      | WON-LOST RECORD | WINNING PCT. RANK | LAST 10 GAMES  | STRENGTH OF SCHEDULE | OPP. STRENGTH OF SCHEDULE | TEAM RPI          | ADJ. RPI | CONF. RPI | ADJ CONF. RPI          |       |
|----------------------------|----------------------|-----------------|-------------------|----------------|----------------------|---------------------------|-------------------|----------|-----------|------------------------|-------|
| DIV. I ONLY                |                      | 21- 11          | 70                | 6- 4           | 32                   | 21                        | 33                | 35       | 2         | 2                      |       |
| DIV. I NON-CONF.           |                      | 12- 4           | 47                | 1- 1           | 62                   | 35                        | 30                | 29       | 2         | 2                      |       |
| <hr/>                      |                      |                 |                   |                |                      |                           |                   |          |           |                        |       |
| TOTALS                     |                      | RPI 1-25        | RPI 26-50         | W-L RECORDS    | RPI 51-100           | RPI 100+                  |                   |          |           |                        |       |
| 21- 11                     |                      | 3- 9            | 0- 1              | OVERALL        | 5- 0                 | 13- 1                     |                   |          |           |                        |       |
| 13- 3                      |                      | 2- 3            | 0- 0              | HOME           | 3- 0                 | 8- 0                      |                   |          |           |                        |       |
| 6- 6                       |                      | 1- 4            | 0- 1              | AWAY           | 2- 0                 | 3- 1                      |                   |          |           |                        |       |
| 2- 2                       |                      | 0- 2            | 0- 0              | NEUTRAL        | 0- 0                 | 2- 0                      |                   |          |           |                        |       |
| 12- 4                      |                      | 2- 4            | 0- 0              | NON-CONFERENCE | 1- 0                 | 9- 0                      |                   |          |           |                        |       |
| 8- 1                       |                      | 1- 1            | 0- 0              | HOME           | 1- 0                 | 6- 0                      |                   |          |           |                        |       |
| 3- 2                       |                      | 1- 2            | 0- 0              | AWAY           | 0- 0                 | 2- 0                      |                   |          |           |                        |       |
| 1- 1                       |                      | 0- 1            | 0- 0              | NEUTRAL        | 0- 0                 | 1- 0                      |                   |          |           |                        |       |
| 9- 7                       |                      | 1- 5            | 0- 1              | CONFERENCE     | 4- 0                 | 4- 1                      |                   |          |           |                        |       |
| 5- 2                       |                      | 1- 2            | 0- 0              | HOME           | 2- 0                 | 2- 0                      |                   |          |           |                        |       |
| 3- 4                       |                      | 0- 2            | 0- 1              | AWAY           | 2- 0                 | 1- 1                      |                   |          |           |                        |       |
| 1- 1                       |                      | 0- 1            | 0- 0              | NEUTRAL        | 0- 0                 | 1- 0                      |                   |          |           |                        |       |
| <hr/>                      |                      |                 |                   |                |                      |                           |                   |          |           |                        |       |
| RPI 1-25                   |                      | RPI 26-50       | Team's RPI: 35    |                | RPI 51-100           |                           | RPI 101+          |          |           |                        |       |
| RPI S                      | Opponent             | Score           | RPI S             | Opponent       | Score                | RPI S                     | Opponent          | Score    | RPI S     | Opponent               | Score |
| 1                          | H North Carolina     | 70 89           | 33                | A Flori da     | 59 73                | 53                        | H Loui sville     | 76 64    | 103       | H Northern Ari z.      | 57 41 |
| 1                          | N North Carolina     | 67 87           |                   |                |                      | 82                        | H Mi ssi ssi ppi  | 68 58    | 117       | A Arkansas             | 51 52 |
| 2                          | A Tennessee          | 67 70           |                   |                |                      | 85                        | A Auburn          | 57 53    | 117       | H Arkansas             | 64 59 |
| 2                          | H Tennessee          | 68 80           |                   |                |                      | 94                        | A South Caroli na | 67 59    | 120       | H William & Mary       | 92 66 |
| 6                          | A LSU                | 53 75           |                   |                |                      | 94                        | H South Caroli na | 88 71    | 133       | A Al abama             | 65 53 |
| 11                         | A North Carolina St. | 67 76           |                   |                |                      |                           |                   |          | 133       | N Al abama             | 84 62 |
| 12                         | H Georgi a           | 61 83           |                   |                |                      |                           |                   |          | 157       | A Tex. A&M-Corp. Chris | 65 51 |
| 12                         | N Georgi a           | 47 69           |                   |                |                      |                           |                   |          | 186       | N Cl emson             | 86 49 |
| 16                         | A Ari zona St.       | 60 69           |                   |                |                      |                           |                   |          | 190       | H Mi ssi ssi ppi St.   | 87 48 |
| 18                         | H Western Ky.        | 72 57           |                   |                |                      |                           |                   |          | 206       | A La Salle             | 70 57 |
| 20                         | A Ol d Domi ni on    | 82 77           |                   |                |                      |                           |                   |          | 269       | H Col gate             | 72 33 |
| 24                         | H Kentucky           | 72 55           |                   |                |                      |                           |                   |          | 282       | H Al abama A&M         | 80 29 |
|                            |                      |                 |                   |                |                      |                           |                   |          | 287       | H Charleston So.       | 83 39 |
|                            |                      |                 |                   |                |                      |                           |                   |          | 293       | H Mi ami (Ohi o)       | 82 50 |
| <hr/>                      |                      |                 |                   |                |                      |                           |                   |          |           |                        |       |
| LAST 10 Divi sion I GAMES: |                      |                 |                   |                |                      |                           |                   |          |           |                        |       |
| 1                          | H North Carolina     | 70 89           | 24                | H Kentucky     | 72 55                |                           |                   |          |           |                        |       |
| 53                         | H Loui sville        | 76 64           | 12                | H Georgi a     | 61 83                |                           |                   |          |           |                        |       |
| 12                         | N Georgi a           | 47 69           | 2                 | A Tennessee    | 67 70                |                           |                   |          |           |                        |       |
| 133                        | N Al abama           | 84 62           | 117               | H Arkansas     | 64 59                |                           |                   |          |           |                        |       |
| 94                         | H South Caroli na    | 88 71           | 85                | A Auburn       | 57 53                |                           |                   |          |           |                        |       |

Non-Div I Games:

Vanderbilt

[illegible]

### Non-Div l Games:

Vermont

Loss, Non-Conf, S Site, H Home A Away N Neutral



|                           |               |          |          |           |                     |                |             |            |                    |          |          |       |                |       |    |
|---------------------------|---------------|----------|----------|-----------|---------------------|----------------|-------------|------------|--------------------|----------|----------|-------|----------------|-------|----|
| Average RPI Win:          |               | 133      | WON-LOST |           | WINNING             | LAST 10        | STRENGTH OF |            | OPP. STRENGTH      | TEAM     | ADJ.     | CONF. | ADJ CONF.      |       |    |
| Average RPI Loss:         |               | 28       | RECORD   |           | PCT. RANK           | GAMES          | SCHEDULE    |            | OF SCHEDULE        | RPI      | RPI      | RPI   | RPI            |       |    |
| DIV. I ONLY               |               | 21- 11   |          |           | 70                  | 7- 3           | 35          |            | 44                 | 42       | 40       | 4     | 4              |       |    |
| DIV. I NON-CONF.          |               | 11- 3    |          |           | 34                  | 2- 1           | 78          |            | 62                 | 34       | 37       | 5     | 6              |       |    |
| TOTALS                    |               | RPI 1-25 |          |           | RPI 26-50           | W-L RECORDS    |             | RPI 51-100 |                    | RPI 100+ |          |       |                |       |    |
| 21- 11                    |               | 0- 5     |          |           | 3- 4                | OVERALL        |             | 9- 2       |                    | 9- 0     |          |       |                |       |    |
| 11- 4                     |               | 0- 2     |          |           | 1- 1                | HOME           |             | 5- 1       |                    | 5- 0     |          |       |                |       |    |
| 8- 6                      |               | 0- 2     |          |           | 1- 3                | AWAY           |             | 3- 1       |                    | 4- 0     |          |       |                |       |    |
| 2- 1                      |               | 0- 1     |          |           | 1- 0                | NEUTRAL        |             | 1- 0       |                    | 0- 0     |          |       |                |       |    |
| 11- 3                     |               | 0- 1     |          |           | 0- 2                | NON-CONFERENCE |             | 6- 0       |                    | 5- 0     |          |       |                |       |    |
| 5- 2                      |               | 0- 1     |          |           | 0- 1                | HOME           |             | 3- 0       |                    | 2- 0     |          |       |                |       |    |
| 5- 1                      |               | 0- 0     |          |           | 0- 1                | AWAY           |             | 2- 0       |                    | 3- 0     |          |       |                |       |    |
| 1- 0                      |               | 0- 0     |          |           | 0- 0                | NEUTRAL        |             | 1- 0       |                    | 0- 0     |          |       |                |       |    |
| 10- 8                     |               | 0- 4     |          |           | 3- 2                | CONFERENCE     |             | 3- 2       |                    | 4- 0     |          |       |                |       |    |
| 6- 2                      |               | 0- 1     |          |           | 1- 0                | HOME           |             | 2- 1       |                    | 3- 0     |          |       |                |       |    |
| 3- 5                      |               | 0- 2     |          |           | 1- 2                | AWAY           |             | 1- 1       |                    | 1- 0     |          |       |                |       |    |
| 1- 1                      |               | 0- 1     |          |           | 1- 0                | NEUTRAL        |             | 0- 0       |                    | 0- 0     |          |       |                |       |    |
| RPI 1-25                  |               |          |          | RPI 26-50 | Team's RPI: 40      |                | RPI 51-100  |            |                    |          | RPI 101+ |       |                |       |    |
| RPI S                     | Opponent      | Score    |          | RPI S     | Opponent            | Score          |             | RPI S      | Opponent           | Score    |          | RPI S | Opponent       | Score |    |
| 5                         | H Connecticut | 56       | 72       | 29        | H George Washington | 60             | 68          | 51         | H Xavier           | 59       | 47       | 178   | H Georgetown   | 67    | 50 |
| 9                         | A Rutgers     | 56       | 62       | 31        | A St. John's (N.Y.) | 55             | 65          | 53         | A Louisville       | 57       | 63       | 179   | H Syracuse     | 72    | 55 |
| 9                         | N Rutgers     | 37       | 60       | 34        | A Temple            | 43             | 52          | 56         | H Pittsburgh       | 56       | 59       | 196   | H Seton Hall   | 59    | 55 |
| 13                        | A DePaul      | 75       | 84       | 37        | A Notre Dame        | 69             | 65          | 67         | H St. Joseph's     | 64       | 55       | 206   | A La Salle     | 58    | 57 |
| 18                        | H Western Ky. | 81       | 94       | 48        | H Marquette         | 72             | 58          | 71         | A Mari st          | 64       | 60       | 212   | A Rhode Island | 65    | 44 |
|                           |               |          |          | 48        | N Marquette         | 68             | 46          | 74         | H Cincinnati       | 64       | 40       | 216   | A Manhattan    | 66    | 51 |
|                           |               |          |          | 50        | A South Fla.        | 49             | 69          | 76         | H Hofstra          | 71       | 46       | 228   | A Providence   | 54    | 51 |
|                           |               |          |          |           |                     |                |             | 82         | N Mi ssi ssi ppi   | 60       | 49       | 238   | H Fai rfi el d | 61    | 46 |
|                           |               |          |          |           |                     |                |             | 92         | A West Vi rgi ni a | 69       | 56       | 304   | H Penn         | 85    | 51 |
|                           |               |          |          |           |                     |                |             | 92         | H West Vi rgi ni a | 75       | 59       |       |                |       |    |
|                           |               |          |          |           |                     |                |             | 95         | A Penn St.         | 62       | 59       |       |                |       |    |
| LAST 10 Division I GAMES: |               |          |          |           |                     |                |             |            |                    |          |          |       |                |       |    |
| 18                        | H Western Ky. | 81       | 94       | 92        | A West Vi rgi ni a  | 69             | 56          | 178        | H Georgetown       | 67       | 50       | 196   | H Seton Hall   | 59    | 55 |
| 51                        | H Xavier      | 59       | 47       | 228       | A Providence        | 54             | 51          | 9          | A Rutgers          | 56       | 62       |       |                |       |    |
| 76                        | H Hofstra     | 71       | 46       |           |                     |                |             |            |                    |          |          |       |                |       |    |
| 9                         | N Rutgers     | 37       | 60       |           |                     |                |             |            |                    |          |          |       |                |       |    |
| 48                        | N Marquette   | 68       | 46       |           |                     |                |             |            |                    |          |          |       |                |       |    |

| Average RPI Win: 127      |                      | WON-LOST RECORD | WINNING PCT. RANK | LAST 10 GAMES       | STRENGTH OF SCHEDULE | OPP. STRENGTH OF SCHEDULE | TEAM RPI       | ADJ. RPI | CONF. RPI | ADJ CONF. RPI |       |
|---------------------------|----------------------|-----------------|-------------------|---------------------|----------------------|---------------------------|----------------|----------|-----------|---------------|-------|
| DIV. I ONLY               | 20- 12               | 91              | 7- 3              | 28                  | 6                    | 37                        | 36             | 1        | 1         |               |       |
| DIV. I NON-CONF.          | 13- 2                | 11              | 2- 1              | 154                 | 79                   | 41                        | 42             | 1        | 1         |               |       |
| <hr/>                     |                      |                 |                   |                     |                      |                           |                |          |           |               |       |
| TOTALS                    | RPI 1-25             | RPI 26-50       | W-L RECORDS       |                     | RPI 51-100           | RPI 100+                  |                |          |           |               |       |
| 20- 12                    | 2- 8                 | 2- 2            | OVERALL           |                     | 5- 2                 | 11- 0                     |                |          |           |               |       |
| 11- 5                     | 0- 4                 | 0- 1            | HOME              |                     | 4- 0                 | 7- 0                      |                |          |           |               |       |
| 7- 5                      | 1- 3                 | 2- 1            | AWAY              |                     | 1- 1                 | 3- 0                      |                |          |           |               |       |
| 2- 2                      | 1- 1                 | 0- 0            | NEUTRAL           |                     | 0- 1                 | 1- 0                      |                |          |           |               |       |
| <hr/>                     |                      |                 |                   |                     |                      |                           |                |          |           |               |       |
| 13- 2                     | 0- 0                 | 2- 0            | NON-CONFERENCE    |                     | 2- 2                 | 9- 0                      |                |          |           |               |       |
| 8- 0                      | 0- 0                 | 0- 0            | HOME              |                     | 2- 0                 | 6- 0                      |                |          |           |               |       |
| 4- 1                      | 0- 0                 | 2- 0            | AWAY              |                     | 0- 1                 | 2- 0                      |                |          |           |               |       |
| 1- 1                      | 0- 0                 | 0- 0            | NEUTRAL           |                     | 0- 1                 | 1- 0                      |                |          |           |               |       |
| <hr/>                     |                      |                 |                   |                     |                      |                           |                |          |           |               |       |
| 7- 10                     | 2- 8                 | 0- 2            | CONFERENCE        |                     | 3- 0                 | 2- 0                      |                |          |           |               |       |
| 3- 5                      | 0- 4                 | 0- 1            | HOME              |                     | 2- 0                 | 1- 0                      |                |          |           |               |       |
| 3- 4                      | 1- 3                 | 0- 1            | AWAY              |                     | 1- 0                 | 1- 0                      |                |          |           |               |       |
| 1- 1                      | 1- 1                 | 0- 0            | NEUTRAL           |                     | 0- 0                 | 0- 0                      |                |          |           |               |       |
| <hr/>                     |                      |                 |                   |                     |                      |                           |                |          |           |               |       |
| RPI 1-25                  |                      | RPI 26-50       |                   | Team's RPI: 36      | RPI 51-100           |                           | RPI 101+       |          |           |               |       |
| RPI S                     | Opponent             | Score           | RPI S             | Opponent            | Score                | RPI S                     | Opponent       | Score    | RPI S     | Opponent      | Score |
| 1                         | H North Carolina     | 60 72           | 27                | A Florida St.       | 46 60                | 56                        | A Pittsburgh   | 58 68    | 110       | A Wake Forest | 81 70 |
| 1                         | N North Carolina     | 56 82           | 27                | H Florida St.       | 58 67                | 58                        | N Minnesota    | 64 69    | 118       | A Richmond    | 66 45 |
| 3                         | A Duke               | 65 88           | 29                | A George Washington | 66 53                | 59                        | A Miami (Fla.) | 77 65    | 133       | N Alabama     | 69 48 |
| 4                         | A Maryland           | 71 85           | 48                | A Marquette         | 64 56                | 59                        | H Miami (Fla.) | 83 72    | 150       | H Holy Cross  | 80 39 |
| 4                         | H Maryland           | 74 84           |                   |                     |                      | 62                        | H Middle Tenn. | 79 63    | 183       | H Marshall    | 67 35 |
| 11                        | H North Carolina St. | 63 73           |                   |                     |                      | 67                        | H St. Joseph's | 48 42    | 186       | H Clemson     | 83 64 |
| 19                        | A Virginia Tech      | 78 59           |                   |                     |                      | 86                        | H Georgia Tech | 57 51    | 196       | A Seton Hall  | 59 39 |
| 19                        | H Virginia Tech      | 54 65           |                   |                     |                      |                           |                |          | 209       | H Harvard     | 54 48 |
| 25                        | A Boston College     | 43 57           |                   |                     |                      |                           |                |          | 226       | H Wright St.  | 74 56 |
| 25                        | N Boston College     | 57 54           |                   |                     |                      |                           |                |          | 258       | H Longwood    | 93 42 |
|                           |                      |                 |                   |                     |                      |                           |                |          | 317       | H Yale        | 92 41 |
| <hr/>                     |                      |                 |                   |                     |                      |                           |                |          |           |               |       |
| LAST 10 Division I GAMES: |                      |                 |                   |                     |                      |                           |                |          |           |               |       |
| 56                        | A Pittsburgh         | 58 68           | 186               | H Clemson           | 83 64                |                           |                |          |           |               |       |
| 59                        | H Miami (Fla.)       | 83 72           | 86                | H Georgia Tech      | 57 51                |                           |                |          |           |               |       |
| 67                        | H St. Joseph's       | 48 42           | 110               | A Wake Forest       | 81 70                |                           |                |          |           |               |       |
| 1                         | N North Carolina     | 56 82           | 258               | H Longwood          | 93 42                |                           |                |          |           |               |       |
| 25                        | N Boston College     | 57 54           | 1                 | H North Carolina    | 60 72                |                           |                |          |           |               |       |

Non-Div I Games:

Virginia

|                   |     |          |           |         |             |               |      |      |       |           |
|-------------------|-----|----------|-----------|---------|-------------|---------------|------|------|-------|-----------|
| Average RPI Win:  | 101 | WON-LOST | WINNING   | LAST 10 | STRENGTH OF | OPP. STRENGTH | TEAM | ADJ. | CONF. | ADJ CONF. |
| Average RPI Loss: | 24  | RECORD   | PCT. RANK | GAMES   | SCHEDULE    | OF SCHEDULE   | RPI  | RPI  | RPI   | RPI       |

|                  |        |    |      |    |    |    |    |   |   |
|------------------|--------|----|------|----|----|----|----|---|---|
| DIV. I ONLY      | 21- 10 | 62 | 6- 4 | 11 | 4  | 18 | 19 | 1 | 1 |
| DIV. I NON-CONF. | 14- 1  | 5  | 1- 1 | 32 | 38 | 6  | 6  | 1 | 1 |

|        |          |           |                |            |          |
|--------|----------|-----------|----------------|------------|----------|
| TOTALS | RPI 1-25 | RPI 26-50 | W-L RECORDS    | RPI 51-100 | RPI 100+ |
| 21- 10 | 2- 7     | 3- 1      | OVERALL        | 7- 1       | 9- 1     |
| 10- 4  | 2- 3     | 1- 1      | HOME           | 3- 0       | 4- 0     |
| 6- 4   | 0- 2     | 2- 0      | AWAY           | 2- 1       | 2- 1     |
| 5- 2   | 0- 2     | 0- 0      | NEUTRAL        | 2- 0       | 3- 0     |
| 14- 1  | 1- 1     | 1- 0      | NON-CONFERENCE | 6- 0       | 6- 0     |
| 7- 0   | 1- 0     | 1- 0      | HOME           | 3- 0       | 2- 0     |
| 3- 0   | 0- 0     | 0- 0      | AWAY           | 1- 0       | 2- 0     |
| 4- 1   | 0- 1     | 0- 0      | NEUTRAL        | 2- 0       | 2- 0     |
| 7- 9   | 1- 6     | 2- 1      | CONFERENCE     | 1- 1       | 3- 1     |
| 3- 4   | 1- 3     | 0- 1      | HOME           | 0- 0       | 2- 0     |
| 3- 4   | 0- 2     | 2- 0      | AWAY           | 1- 1       | 0- 1     |
| 1- 1   | 0- 1     | 0- 0      | NEUTRAL        | 0- 0       | 1- 0     |

|     |   | RPI 1-25           | Team's RPI: 19 |
|-----|---|--------------------|----------------|
| RPI | S | Opponent           | Score          |
| 1   | H | North Carolina     | 75 84          |
| 3   | A | Duke               | 51 93          |
| 3   | H | Duke               | 62 73          |
| 3   | N | Duke               | 56 69          |
| 4   | H | Maryland           | 62 68          |
| 5   | N | Connecticut        | 56 79          |
| 11  | A | North Carolina St. | 44 65          |
| 20  | H | Old Dominion       | 76 69          |
| 25  | H | Boston College     | 67 62          |

| RPI | S | Opponent    | Score        |
|-----|---|-------------|--------------|
| 27  | A | Florida St. | 76 69        |
| 36  | A | Virginia    | 65 54        |
| 36  | H | Virginia    | 59 <b>78</b> |
| 49  | H | Liberty     | 70 60        |

| RPI 51-100 |   |                    |              |
|------------|---|--------------------|--------------|
| RPI        | S | Opponent           | Score        |
| 55         | H | James Madison      | 86 71        |
| 59         | A | Miami (Fla.)       | 62 <b>77</b> |
| 64         | N | Texas Tech         | 69 62        |
| 65         | N | Missouri           | 82 51        |
| 86         | A | Georgia Tech       | 70 54        |
| 87         | H | High Point         | 91 52        |
| 90         | A | Southern Methodist | 87 61        |
| 97         | H | Evansville         | 79 59        |

| RPI 101+ |   |                |       |
|----------|---|----------------|-------|
| RPI      | S | Opponent       | Score |
| 110      | A | Wake Forest    | 71 77 |
| 110      | H | Wake Forest    | 76 42 |
| 110      | N | Wake Forest    | 73 60 |
| 118      | A | Richmond       | 54 47 |
| 147      | N | Western Mich.  | 69 65 |
| 155      | N | Denver         | 56 40 |
| 157      | H | Tex. A&M-Corp. | 76 64 |
|          |   | Chris          |       |
| 172      | A | Radford        | 58 52 |
| 186      | H | Clemson        | 82 70 |
| 258      | H | Longwood       | 89 70 |

## LAST 10 Division I GAMES:

|     |   |             |    |    |     |   |                |    |    |
|-----|---|-------------|----|----|-----|---|----------------|----|----|
| 5   | N | Connecticut | 56 | 79 | 3   | A | Duke           | 51 | 93 |
| 65  | N | Missouri    | 82 | 51 | 86  | A | Georgia Tech   | 70 | 54 |
| 3   | N | Duke        | 56 | 69 | 1   | H | North Carolina | 75 | 84 |
| 110 | N | Wake Forest | 73 | 60 | 27  | A | Florida St.    | 76 | 69 |
| 110 | H | Wake Forest | 76 | 42 | 186 | H | Clemson        | 82 | 70 |

Non-Div I Games:

Virginia Tech

■ Loss, 
 ■ Non-Conf, 
 ■ S Site, 
 ■ H Home 
 ■ A Away 
 N Neutral

Average RPI Win: 300  
Average RPI Loss: 211

WON-LOST  
RECORD

WINNING  
PCT. RANK

LAST 10  
GAMES

STRENGTH OF  
SCHEDULE

OPP. STRENGTH  
OF SCHEDULE

TEAM  
RPI

ADJ.  
RPI

CONF.  
RPI

ADJ CONF.  
RPI

DIV. I ONLY  
DIV. I NON-CONF.

2- 25  
0- 9

331  
322

1- 9  
0- 0

315  
327

303  
286

331  
331

331  
332

29  
29

29  
28

TOTALS

RPI 1-25

RPI 26-50

W-L RECORDS

RPI 51-100

RPI 100+

2- 25

0- 0

0- 0

OVERALL

0- 2

2- 23

2- 10

0- 0

0- 0

HOME

0- 1

2- 9

0- 15

0- 0

0- 0

AWAY

0- 1

0- 14

0- 0

0- 0

0- 0

NEUTRAL

0- 0

0- 0

0- 9

0- 0

0- 0

NON-CONFERENCE

0- 0

0- 9

0- 3

0- 0

0- 0

HOME

0- 0

0- 3

0- 6

0- 0

0- 0

AWAY

0- 0

0- 6

0- 0

0- 0

0- 0

NEUTRAL

0- 0

0- 0

2- 16

0- 0

0- 0

CONFERENCE

0- 2

2- 14

2- 7

0- 0

0- 0

HOME

0- 1

2- 6

0- 9

0- 0

0- 0

AWAY

0- 1

0- 8

0- 0

0- 0

0- 0

NEUTRAL

0- 0

0- 0

RPI 1-25

RPI 26-50

RPI 51-100

RPI 101+

Team's RPI: 331

RPI S Opponent Score

RPI S Opponent Score

RPI S Opponent Score

RPI S Opponent Score

89 A Sacred Heart 48 85  
89 H Sacred Heart 56 67

111 A Qui nni pi ac 64 74  
111 H Qui nni pi ac 59 72  
114 H Iona 58 67  
158 A Robert Morris 61 75  
158 H Robert Morris 58 74  
160 H New Hampshire 52 74  
186 A Clemson 66 94  
203 A Mt. St. Mary's 58 74  
206 A La Salle 53 77  
216 A Manhattan 56 65  
219 A Monmouth 44 77  
219 H Monmouth 63 67  
224 A Long Island 47 62  
224 H Long Island 50 61  
228 A Providence 55 79  
264 A Fairleigh Dickinson 55 57  
264 H Fairleigh Dickinson 50 69  
274 A Central Conn. St. 59 81  
274 H Central Conn. St. 68 53  
303 A Lafayette 46 63  
305 A American 58 71  
308 H St. Francis (Pa.) 53 59  
318 H Columbia 65 75  
326 A St. Francis (N.Y.) 54 71  
326 H St. Francis (N.Y.) 63 55

LAST 10 Division I GAMES:

264 A Fairleigh Dickinson 55 57  
224 H Long Island 50 61  
203 A Mt. St. Mary's 58 74  
111 A Qui nni pi ac 64 74  
274 H Central Conn. St. 68 53  
326 A St. Francis (N.Y.) 54 71  
219 H Monmouth 63 67  
264 H Fairleigh Dickinson 50 69  
219 A Monmouth 44 77  
274 A Central Conn. St. 59 81

Wagner

Non-Div I Games:

Wagner

Loss, Non-Conf, S Site, H Home A Away N Neutral



|                           |                        |           |                |                        |             |               |               |       |       |                 |       |
|---------------------------|------------------------|-----------|----------------|------------------------|-------------|---------------|---------------|-------|-------|-----------------|-------|
| Average RPI Win: 117      |                        | WON-LOST  | WINNING        | LAST 10                | STRENGTH OF | OPP. STRENGTH | TEAM          | ADJ.  | CONF. | ADJ CONF.       |       |
| Average RPI Loss: 38      |                        | RECORD    | PCT. RANK      | GAMES                  | SCHEDULE    | OF SCHEDULE   | RPI           | RPI   | RPI   | RPI             |       |
| DIV. I ONLY               |                        | 19- 11    | 87             | 5- 5                   | 44          | 18            | 48            | 44    | 5     | 5               |       |
| DIV. I NON-CONF.          |                        | 8- 3      | 58             | 1- 1                   | 41          | 12            | 25            | 25    | 3     | 3               |       |
| TOTALS                    |                        | RPI 1-25  | RPI 26-50      | W-L RECORDS            | RPI 51-100  | RPI 100+      |               |       |       |                 |       |
| 19- 11                    |                        | 3- 6      | 2- 3           | OVERALL                | 5- 1        | 9- 1          |               |       |       |                 |       |
| 12- 2                     |                        | 3- 1      | 0- 1           | HOME                   | 3- 0        | 6- 0          |               |       |       |                 |       |
| 6- 7                      |                        | 0- 4      | 2- 1           | AWAY                   | 1- 1        | 3- 1          |               |       |       |                 |       |
| 1- 2                      |                        | 0- 1      | 0- 1           | NEUTRAL                | 1- 0        | 0- 0          |               |       |       |                 |       |
| 8- 3                      |                        | 1- 2      | 1- 1           | NON-CONFERENCE         | 2- 0        | 4- 0          |               |       |       |                 |       |
| 5- 0                      |                        | 1- 0      | 0- 0           | HOME                   | 1- 0        | 3- 0          |               |       |       |                 |       |
| 2- 2                      |                        | 0- 1      | 1- 1           | AWAY                   | 0- 0        | 1- 0          |               |       |       |                 |       |
| 1- 1                      |                        | 0- 1      | 0- 0           | NEUTRAL                | 1- 0        | 0- 0          |               |       |       |                 |       |
| 11- 8                     |                        | 2- 4      | 1- 2           | CONFERENCE             | 3- 1        | 5- 1          |               |       |       |                 |       |
| 7- 2                      |                        | 2- 1      | 0- 1           | HOME                   | 2- 0        | 3- 0          |               |       |       |                 |       |
| 4- 5                      |                        | 0- 3      | 1- 0           | AWAY                   | 1- 1        | 2- 1          |               |       |       |                 |       |
| 0- 1                      |                        | 0- 0      | 0- 1           | NEUTRAL                | 0- 0        | 0- 0          |               |       |       |                 |       |
| RPI 1-25                  |                        | RPI 26-50 | Team's RPI: 44 | RPI 51-100             | RPI 101+    |               |               |       |       |                 |       |
| RPI S                     | Opponent               | Score     | RPI S          | Opponent               | Score       | RPI S         | Opponent      | Score | RPI S | Opponent        | Score |
| 6 N                       | LSU                    | 49 72     | 27 A           | Florida St.            | 71 69       | 58 N          | Minnesota     | 73 69 | 133 A | Alabama         | 56 52 |
| 10 A                      | Bayl or                | 74 81     | 38 A           | Texas A&M              | 65 79       | 66 A          | Cal i forni a | 58 81 | 145 A | Oregon          | 73 81 |
| 14 A                      | Stanford               | 69 100    | 43 A           | Southern               | 87 79       | 66 H          | Cal i forni a | 62 55 | 145 H | Oregon          | 61 55 |
| 14 H                      | Stanford               | 77 72     |                | Cal i forni a          |             | 84 H          | Ri ce         | 86 62 | 166 A | Ari zona        | 66 54 |
| 15 H                      | Utah                   | 63 56     | 43 H           | Southern               | 61 64       | 100 A         | Oregon St.    | 70 53 | 166 H | Ari zona        | 91 73 |
| 16 A                      | Ari zona St.           | 51 64     |                | Cal i forni a          |             | 100 H         | Oregon St.    | 66 51 | 191 A | Washi ngton St. | 73 70 |
| 16 H                      | Ari zona St.           | 61 67     | 43 N           | Southern               | 67 70       |               |               |       | 191 H | Washi ngton St. | 83 57 |
| 21 A                      | UCLA                   | 75 83     |                | Cal i forni a          |             |               |               |       | 204 H | Eastern Wash.   | 68 57 |
| 21 H                      | UCLA                   | 96 75     |                |                        |             |               |               |       | 223 H | Mi chi gan      | 82 60 |
|                           |                        |           |                |                        |             |               |               |       | 284 H | San Di ego      | 77 61 |
| LAST 10 Div sion I GAMES: |                        |           |                |                        |             |               |               |       |       |                 |       |
| 6 N                       | LSU                    | 49 72     | 100 H          | Oregon St.             | 66 51       |               |               |       |       |                 |       |
| 58 N                      | Minnesota              | 73 69     | 145 H          | Oregon                 | 61 55       |               |               |       |       |                 |       |
| 43 N                      | Southern Cal i forni a | 67 70     | 21 A           | UCLA                   | 75 83       |               |               |       |       |                 |       |
| 66 A                      | Cal i forni a          | 58 81     | 43 A           | Southern Cal i forni a | 87 79       |               |               |       |       |                 |       |
| 14 A                      | Stanford               | 69 100    | 191 H          | Washi ngton St.        | 83 57       |               |               |       |       |                 |       |

Non-Di v I Games:

Washington

■ Loss, 
 ■ Non-Conf, 
 ■ S Site, 
 ■ H Home 
 ■ A Away 
 N Neutral

|                   |     |          |           |         |             |               |      |      |       |           |
|-------------------|-----|----------|-----------|---------|-------------|---------------|------|------|-------|-----------|
| Average RPI Win:  | 209 | WON-LOST | WINNING   | LAST 10 | STRENGTH OF | OPP. STRENGTH | TEAM | ADJ. | CONF. | ADJ CONF. |
| Average RPI Loss: | 69  | RECORD   | PCT. RANK | GAMES   | SCHEDULE    | OF SCHEDULE   | RPI  | RPI  | RPI   | RPI       |

|                  |       |     |      |     |     |     |     |   |   |
|------------------|-------|-----|------|-----|-----|-----|-----|---|---|
| DIV. I ONLY      | 8- 20 | 272 | 2- 8 | 85  | 73  | 191 | 191 | 5 | 5 |
| DIV. I NON-CONF. | 6- 3  | 81  | 0- 0 | 165 | 291 | 107 | 107 | 3 | 3 |

|        |          |           |                |            |          |
|--------|----------|-----------|----------------|------------|----------|
| TOTALS | RPI 1-25 | RPI 26-50 | W-L RECORDS    | RPI 51-100 | RPI 100+ |
| 8- 20  | 0- 6     | 0- 4      | OVERALL        | 0- 6       | 8- 4     |
| 5- 7   | 0- 3     | 0- 2      | HOME           | 0- 2       | 5- 0     |
| 1- 12  | 0- 3     | 0- 2      | AWAY           | 0- 3       | 1- 4     |
| 2- 1   | 0- 0     | 0- 0      | NEUTRAL        | 0- 1       | 2- 0     |
| 6- 3   | 0- 0     | 0- 0      | NON-CONFERENCE | 0- 1       | 6- 2     |
| 3- 0   | 0- 0     | 0- 0      | HOME           | 0- 0       | 3- 0     |
| 1- 3   | 0- 0     | 0- 0      | AWAY           | 0- 1       | 1- 2     |
| 2- 0   | 0- 0     | 0- 0      | NEUTRAL        | 0- 0       | 2- 0     |
| 2- 17  | 0- 6     | 0- 4      | CONFERENCE     | 0- 5       | 2- 2     |
| 2- 7   | 0- 3     | 0- 2      | HOME           | 0- 2       | 2- 0     |
| 0- 9   | 0- 3     | 0- 2      | AWAY           | 0- 2       | 0- 2     |
| 0- 1   | 0- 0     | 0- 0      | NEUTRAL        | 0- 1       | 0- 0     |

| RPI S                     | Opponent      | Score           | RPI S | Opponent      | Score | RPI S | Opponent                 | Score | RPI S | Opponent      | Score |
|---------------------------|---------------|-----------------|-------|---------------|-------|-------|--------------------------|-------|-------|---------------|-------|
| 14                        | A Stanford    | 47 78           | 43    | A Southern    | 67 75 | 58    | A Minnesota              | 57 83 | 101   | A Hawaii      | 63 68 |
| 14                        | H Stanford    | 56 76           |       | Cal i forni a |       | 66    | A Cal i forni a          | 51 61 | 145   | A Oregon      | 50 54 |
| 16                        | A Arizona St. | 47 72           | 43    | H Southern    | 60 81 | 66    | H Cal i forni a          | 47 53 | 145   | H Oregon      | 68 53 |
| 16                        | H Arizona St. | 65 75           |       | Cal i forni a |       | 100   | A Oregon St.             | 67 68 | 166   | A Ari zona    | 52 61 |
| 21                        | A UCLA        | 50 77           | 44    | A Washi ngton | 57 83 | 100   | H Oregon St.             | 50 59 | 166   | H Ari zona    | 84 77 |
| 21                        | H UCLA        | 63 73           | 44    | H Washi ngton | 70 73 | 100   | N Oregon St.             | 38 77 | 170   | H Pepperdi ne | 66 57 |
| LAST 10 Division I GAMES: |               |                 |       |               |       |       |                          |       |       |               |       |
|                           | 100           | N Oregon St.    | 38    | 77            |       | 43    | A Southern Cal i forni a | 67    | 75    |               |       |
|                           | 14            | A Stanford      | 47    | 78            |       | 21    | A UCLA                   | 50    | 77    |               |       |
|                           | 66            | A Cal i forni a | 51    | 61            |       | 44    | A Washi ngton            | 57    | 83    |               |       |
|                           | 145           | H Oregon        | 68    | 53            |       | 166   | H Ari zona               | 84    | 77    |               |       |
|                           | 100           | H Oregon St.    | 50    | 59            |       | 16    | H Ari zona St.           | 65    | 75    |               |       |

Washington St.

Non-Div I Games:

Washington St.

Loss, 
Non-Conf, S Site, 
H Home
A Away 
N Neutral

| Average RPI Win: 237      |                   | WON-LOST RECORD | WINNING PCT. RANK | LAST 10 GAMES   | STRENGTH OF SCHEDULE | OPP. STRENGTH OF SCHEDULE | TEAM RPI          | ADJ. RPI              | CONF. RPI          | ADJ CONF. RPI |
|---------------------------|-------------------|-----------------|-------------------|-----------------|----------------------|---------------------------|-------------------|-----------------------|--------------------|---------------|
| DIV. I ONLY               |                   | 15- 15          | 163               | 4- 6            | 194                  | 238                       | 182               | 184                   | 18                 | 18            |
| DIV. I NON-CONF.          |                   | 6- 7            | 159               | 0- 0            | 224                  | 214                       | 201               | 202                   | 22                 | 23            |
| TOTALS                    |                   | RPI 1-25        | RPI 26-50         | W-L RECORDS     | RPI 51-100           | RPI 100+                  |                   |                       |                    |               |
| 15- 15                    |                   | 0- 2            | 0- 0              | OVERALL         | 1- 2                 | 14- 11                    |                   |                       |                    |               |
| 8- 6                      |                   | 0- 1            | 0- 0              | HOME            | 0- 2                 | 8- 3                      |                   |                       |                    |               |
| 6- 8                      |                   | 0- 1            | 0- 0              | AWAY            | 1- 0                 | 5- 7                      |                   |                       |                    |               |
| 1- 1                      |                   | 0- 0            | 0- 0              | NEUTRAL         | 0- 0                 | 1- 1                      |                   |                       |                    |               |
| 6- 7                      |                   | 0- 2            | 0- 0              | NON-CONFERENCE  | 0- 1                 | 6- 4                      |                   |                       |                    |               |
| 4- 3                      |                   | 0- 1            | 0- 0              | HOME            | 0- 1                 | 4- 1                      |                   |                       |                    |               |
| 2- 4                      |                   | 0- 1            | 0- 0              | AWAY            | 0- 0                 | 2- 3                      |                   |                       |                    |               |
| 0- 0                      |                   | 0- 0            | 0- 0              | NEUTRAL         | 0- 0                 | 0- 0                      |                   |                       |                    |               |
| 9- 8                      |                   | 0- 0            | 0- 0              | CONFERENCE      | 1- 1                 | 8- 7                      |                   |                       |                    |               |
| 4- 3                      |                   | 0- 0            | 0- 0              | HOME            | 0- 1                 | 4- 2                      |                   |                       |                    |               |
| 4- 4                      |                   | 0- 0            | 0- 0              | AWAY            | 1- 0                 | 3- 4                      |                   |                       |                    |               |
| 1- 1                      |                   | 0- 0            | 0- 0              | NEUTRAL         | 0- 0                 | 1- 1                      |                   |                       |                    |               |
| RPI S Opponent            |                   | RPI 1-25 Score  | RPI S Opponent    | Score           | RPI S Opponent       | Score                     | RPI S Opponent    | Team's RPI: 184 Score |                    |               |
| 15                        | A Utah            | 38 65           |                   |                 | 63                   | H Wyomi ng                | 36 51             | 103                   | A Northern Ari z.  | 46 73         |
| 22                        | H Brigham Young   | 47 63           |                   |                 | 98                   | A Montana                 | 50 49             | 103                   | H Northern Ari z.  | 53 65         |
|                           |                   |                 |                   |                 | 98                   | H Montana                 | 51 65             | 103                   | N Northern Ari z.  | 59 74         |
|                           |                   |                 |                   |                 |                      |                           |                   | 138                   | H Air Force        | 65 78         |
|                           |                   |                 |                   |                 |                      |                           |                   | 143                   | H Loyola Marymount | 65 55         |
|                           |                   |                 |                   |                 |                      |                           |                   | 149                   | H UC Santa Barb.   | 72 63         |
|                           |                   |                 |                   |                 |                      |                           |                   | 177                   | A Idaho St.        | 66 84         |
|                           |                   |                 |                   |                 |                      |                           |                   | 177                   | A Idaho St.        | 71 70         |
|                           |                   |                 |                   |                 |                      |                           |                   | 177                   | H Idaho St.        | 81 82         |
|                           |                   |                 |                   |                 |                      |                           |                   | 194                   | A Southern Ill.    | 48 55         |
|                           |                   |                 |                   |                 |                      |                           |                   | 202                   | A Boise St.        | 55 62         |
|                           |                   |                 |                   |                 |                      |                           |                   | 204                   | A Eastern Wash.    | 40 54         |
|                           |                   |                 |                   |                 |                      |                           |                   | 204                   | H Eastern Wash.    | 65 55         |
|                           |                   |                 |                   |                 |                      |                           |                   | 204                   | N Eastern Wash.    | 74 69         |
|                           |                   |                 |                   |                 |                      |                           |                   | 233                   | A Portland St.     | 59 78         |
|                           |                   |                 |                   |                 |                      |                           |                   | 233                   | H Portland St.     | 80 61         |
|                           |                   |                 |                   |                 |                      |                           |                   | 244                   | A Northern Colo.   | 51 65         |
|                           |                   |                 |                   |                 |                      |                           |                   | 262                   | A Sacramento St.   | 57 55         |
|                           |                   |                 |                   |                 |                      |                           |                   | 262                   | H Sacramento St.   | 59 55         |
|                           |                   |                 |                   |                 |                      |                           |                   | 280                   | A St. Louis        | 70 60         |
|                           |                   |                 |                   |                 |                      |                           |                   | 300                   | A Utah Valley St.  | 65 57         |
|                           |                   |                 |                   |                 |                      |                           |                   | 302                   | H Utah St.         | 77 69         |
|                           |                   |                 |                   |                 |                      |                           |                   | 311                   | A Montana St.      | 74 48         |
|                           |                   |                 |                   |                 |                      |                           |                   | 311                   | H Montana St.      | 86 63         |
|                           |                   |                 |                   |                 |                      |                           |                   | 319                   | H Paci fic         | 80 62         |
| LAST 10 Division I GAMES: |                   |                 |                   |                 |                      |                           |                   |                       |                    |               |
| 103                       | N Northern Ari z. | 59 74           | 177               | A Idaho St.     | 66 84                | 233                       | A Portland St.    | 59 78                 |                    |               |
| 177                       | A Idaho St.       | 71 70           | 204               | A Eastern Wash. | 40 54                | 103                       | H Northern Ari z. | 53 65                 |                    |               |
| 204                       | N Eastern Wash.   | 74 69           | 98                | H Montana       | 51 65                | 262                       | H Sacramento St.  | 59 55                 |                    |               |
| 98                        | H Montana         | 51 65           | 311               | H Montana St.   | 86 63                |                           |                   |                       |                    |               |

Non-Div I Games:

Weber St.

Loss, Non-Conf, S Site, H Home A Away N Neutral

W  
e  
b  
e  
r  
s  
t  
.

W  
e  
b  
e  
r  
s  
t  
.





| Western Conf.        |              |                 |                           | Through Games of 2000 Final |                      |                           |                 |                 |           |                          |
|----------------------|--------------|-----------------|---------------------------|-----------------------------|----------------------|---------------------------|-----------------|-----------------|-----------|--------------------------|
| Average RPI Win: 246 |              | WON-LOST RECORD | WINNING PCT. RANK         | LAST 10 GAMES               | STRENGTH OF SCHEDULE | OPP. STRENGTH OF SCHEDULE | TEAM RPI        | ADJ. RPI        | CONF. RPI | ADJ CONF. RPI            |
| DIV. I ONLY          |              | 9- 20           | 264                       | 6- 4                        | 140                  | 197                       | 239             | 241             | 21        | 21                       |
| DIV. I NON-CONF.     |              | 0- 9            | 322                       | 0- 0                        | 113                  | 55                        | 295             | 292             | 19        | 19                       |
| TOTALS               |              | RPI 1-25        | RPI 26-50                 | W-L RECORDS                 | RPI 51-100           | RPI 100+                  |                 |                 |           |                          |
| 9- 20                |              | 0- 1            | 0- 4                      | OVERALL                     | 0- 3                 | 9- 12                     |                 |                 |           |                          |
| 3- 8                 |              | 0- 0            | 0- 1                      | HOME                        | 0- 0                 | 3- 7                      |                 |                 |           |                          |
| 5- 10                |              | 0- 1            | 0- 2                      | AWAY                        | 0- 3                 | 5- 4                      |                 |                 |           |                          |
| 1- 2                 |              | 0- 0            | 0- 1                      | NEUTRAL                     | 0- 0                 | 1- 1                      |                 |                 |           |                          |
| 0- 9                 |              | 0- 1            | 0- 1                      | NON-CONFERENCE              | 0- 3                 | 0- 4                      |                 |                 |           |                          |
| 0- 2                 |              | 0- 0            | 0- 0                      | HOME                        | 0- 0                 | 0- 2                      |                 |                 |           |                          |
| 0- 6                 |              | 0- 1            | 0- 1                      | AWAY                        | 0- 3                 | 0- 1                      |                 |                 |           |                          |
| 0- 1                 |              | 0- 0            | 0- 0                      | NEUTRAL                     | 0- 0                 | 0- 1                      |                 |                 |           |                          |
| 9- 11                |              | 0- 0            | 0- 3                      | CONFERENCE                  | 0- 0                 | 9- 8                      |                 |                 |           |                          |
| 3- 6                 |              | 0- 0            | 0- 1                      | HOME                        | 0- 0                 | 3- 5                      |                 |                 |           |                          |
| 5- 4                 |              | 0- 0            | 0- 1                      | AWAY                        | 0- 0                 | 5- 3                      |                 |                 |           |                          |
| 1- 1                 |              | 0- 0            | 0- 1                      | NEUTRAL                     | 0- 0                 | 1- 0                      |                 |                 |           |                          |
| RPI 1-25             |              | RPI 26-50       |                           | RPI 51-100                  |                      | RPI 101+                  |                 | Team's RPI: 241 |           |                          |
| RPI S                | Opponent     | Score           | RPI S                     | Opponent                    | Score                | RPI S                     | Opponent        | Score           |           |                          |
| 17 A                 | Michigan St. | 61 84           | 27 A                      | Florida St.                 | 67 75                | 85 A                      | Auburn          | 49 78           | 139 A     | UNC Greensboro 57 72     |
|                      |              |                 | 39 A                      | Chattanooga                 | 61 86                | 87 A                      | High Point      | 87 89           | 139 H     | UNC Greensboro 60 69     |
|                      |              |                 | 39 H                      | Chattanooga                 | 68 77                | 94 A                      | South Carolina  | 53 95           | 141 A     | Davidson 63 67           |
|                      |              |                 | 39 N                      | Chattanooga                 | 73 77                |                           |                 |                 | 141 H     | Davidson 63 67           |
|                      |              |                 |                           |                             |                      |                           |                 |                 | 165 H     | UNC Asheville 66 77      |
|                      |              |                 |                           |                             |                      |                           |                 |                 | 172 H     | Radford 74 76            |
|                      |              |                 |                           |                             |                      |                           |                 |                 | 195 A     | Detroit 72 75            |
|                      |              |                 |                           |                             |                      |                           |                 |                 | 197 A     | Appalachian St. 86 76    |
|                      |              |                 |                           |                             |                      |                           |                 |                 | 197 H     | Appalachian St. 82 65    |
|                      |              |                 |                           |                             |                      |                           |                 |                 | 197 N     | Appalachian St. 80 71    |
|                      |              |                 |                           |                             |                      |                           |                 |                 | 226 N     | Wright St. 63 65         |
|                      |              |                 |                           |                             |                      |                           |                 |                 | 231 A     | Elon 56 48               |
|                      |              |                 |                           |                             |                      |                           |                 |                 | 231 H     | Elon 72 85               |
|                      |              |                 |                           |                             |                      |                           |                 |                 | 245 A     | Ga. Southern 65 62       |
|                      |              |                 |                           |                             |                      |                           |                 |                 | 245 H     | Ga. Southern 70 72       |
|                      |              |                 |                           |                             |                      |                           |                 |                 | 267 A     | Col. of Charleston 59 69 |
|                      |              |                 |                           |                             |                      |                           |                 |                 | 267 H     | Col. of Charleston 98 65 |
|                      |              |                 |                           |                             |                      |                           |                 |                 | 281 A     | Furman 63 49             |
|                      |              |                 |                           |                             |                      |                           |                 |                 | 281 H     | Furman 79 73             |
|                      |              |                 |                           |                             |                      |                           |                 |                 | 314 A     | Wofford 79 54            |
|                      |              |                 |                           |                             |                      |                           |                 |                 | 314 H     | Wofford 64 69            |
|                      |              |                 | LAST 10 Division I GAMES: |                             |                      |                           |                 |                 |           |                          |
|                      |              |                 | 39 N                      | Chattanooga                 | 73 77                | 245 A                     | Ga. Southern    | 65 62           |           |                          |
|                      |              |                 | 197 N                     | Appalachian St.             | 80 71                | 39 A                      | Chattanooga     | 61 86           |           |                          |
|                      |              |                 | 139 A                     | UNC Greensboro              | 57 72                | 197 H                     | Appalachian St. | 82 65           |           |                          |
|                      |              |                 | 267 H                     | Col. of Charleston          | 98 65                | 141 H                     | Davidson        | 63 67           |           |                          |
|                      |              |                 | 281 A                     | Furman                      | 63 49                | 231 A                     | Elon            | 56 48           |           |                          |

Western Caro.

Non-Div I Games:

Western Caro.

Loss, 
Non-Conf, S Site, 
H Home
A Away 
N Neutral





| Average RPI Win: 217 |               | WON-LOST RECORD |    | WINNING PCT. RANK         |               | LAST 10 GAMES  |    | STRENGTH OF SCHEDULE |               | OPP. STRENGTH OF SCHEDULE |    | TEAM RPI |               | ADJ. RPI |    | CONF. RPI |  | ADJ CONF. RPI |  |
|----------------------|---------------|-----------------|----|---------------------------|---------------|----------------|----|----------------------|---------------|---------------------------|----|----------|---------------|----------|----|-----------|--|---------------|--|
| DIV. I ONLY          |               | 14- 14          |    | 163                       |               | 7- 3           |    | 130                  |               | 134                       |    | 150      |               | 147      |    | 16        |  | 16            |  |
| DIV. I NON-CONF.     |               | 3- 8            |    | 267                       |               | 0- 0           |    | 153                  |               | 64                        |    | 234      |               | 230      |    | 16        |  | 16            |  |
| TOTALS               |               | RPI 1-25        |    | RPI 26-50                 |               | W-L RECORDS    |    | RPI 51-100           |               | RPI 100+                  |    |          |               |          |    |           |  |               |  |
| 14- 14               |               | 0- 2            |    | 0- 2                      |               | OVERALL        |    | 1- 5                 |               | 13- 5                     |    |          |               |          |    |           |  |               |  |
| 7- 4                 |               | 0- 1            |    | 0- 1                      |               | HOME           |    | 1- 1                 |               | 6- 1                      |    |          |               |          |    |           |  |               |  |
| 7- 6                 |               | 0- 0            |    | 0- 1                      |               | AWAY           |    | 0- 3                 |               | 7- 2                      |    |          |               |          |    |           |  |               |  |
| 0- 4                 |               | 0- 1            |    | 0- 0                      |               | NEUTRAL        |    | 0- 1                 |               | 0- 2                      |    |          |               |          |    |           |  |               |  |
| 3- 8                 |               | 0- 2            |    | 0- 1                      |               | NON-CONFERENCE |    | 0- 3                 |               | 3- 2                      |    |          |               |          |    |           |  |               |  |
| 1- 2                 |               | 0- 1            |    | 0- 1                      |               | HOME           |    | 0- 0                 |               | 1- 0                      |    |          |               |          |    |           |  |               |  |
| 2- 3                 |               | 0- 0            |    | 0- 0                      |               | AWAY           |    | 0- 2                 |               | 2- 1                      |    |          |               |          |    |           |  |               |  |
| 0- 3                 |               | 0- 1            |    | 0- 0                      |               | NEUTRAL        |    | 0- 1                 |               | 0- 1                      |    |          |               |          |    |           |  |               |  |
| 11- 6                |               | 0- 0            |    | 0- 1                      |               | CONFERENCE     |    | 1- 2                 |               | 10- 3                     |    |          |               |          |    |           |  |               |  |
| 6- 2                 |               | 0- 0            |    | 0- 0                      |               | HOME           |    | 1- 1                 |               | 5- 1                      |    |          |               |          |    |           |  |               |  |
| 5- 3                 |               | 0- 0            |    | 0- 1                      |               | AWAY           |    | 0- 1                 |               | 5- 1                      |    |          |               |          |    |           |  |               |  |
| 0- 1                 |               | 0- 0            |    | 0- 0                      |               | NEUTRAL        |    | 0- 0                 |               | 0- 1                      |    |          |               |          |    |           |  |               |  |
| RPI 1-25             |               | RPI 26-50       |    | RPI 51-100                |               | RPI 101+       |    | Team's RPI: 147      |               |                           |    |          |               |          |    |           |  |               |  |
| RPI S                | Opponent      | Score           |    | RPI S                     | Opponent      | Score          |    | RPI S                | Opponent      | Score                     |    | RPI S    | Opponent      | Score    |    |           |  |               |  |
| 19 N                 | Virginia Tech | 65              | 69 | 37 H                      | Notre Dame    | 68             | 71 | 53 N                 | Louisville    | 50                        | 73 | 121 A    | Ball St.      | 55       | 62 |           |  |               |  |
| 23 H                 | Purdue        | 65              | 98 | 41 A                      | Bowling Green | 69             | 77 | 65 A                 | Missouri      | 65                        | 84 | 121 H    | Ball St.      | 70       | 81 |           |  |               |  |
|                      |               |                 |    |                           |               |                |    | 72 A                 | Eastern Mich. | 55                        | 71 | 151 A    | IUPUI         | 51       | 70 |           |  |               |  |
|                      |               |                 |    |                           |               |                |    | 72 H                 | Eastern Mich. | 57                        | 64 | 164 A    | Northern Ill. | 89       | 86 |           |  |               |  |
|                      |               |                 |    |                           |               |                |    | 75 A                 | Florida Int'l | 65                        | 66 | 164 H    | Northern Ill. | 78       | 65 |           |  |               |  |
|                      |               |                 |    |                           |               |                |    | 93 H                 | Kent St.      | 69                        | 63 | 188 A    | Central Mich. | 64       | 54 |           |  |               |  |
|                      |               |                 |    |                           |               |                |    |                      |               |                           |    | 188 H    | Central Mich. | 58       | 50 |           |  |               |  |
|                      |               |                 |    |                           |               |                |    |                      |               |                           |    | 195 A    | Detroit       | 89       | 78 |           |  |               |  |
|                      |               |                 |    |                           |               |                |    |                      |               |                           |    | 201 A    | Toledo        | 73       | 71 |           |  |               |  |
|                      |               |                 |    |                           |               |                |    |                      |               |                           |    | 201 H    | Toledo        | 87       | 86 |           |  |               |  |
|                      |               |                 |    |                           |               |                |    |                      |               |                           |    | 201 N    | Toledo        | 59       | 64 |           |  |               |  |
|                      |               |                 |    |                           |               |                |    |                      |               |                           |    | 214 H    | Northwestern  | 90       | 72 |           |  |               |  |
|                      |               |                 |    |                           |               |                |    |                      |               |                           |    | 246 H    | Buffalo       | 86       | 42 |           |  |               |  |
|                      |               |                 |    |                           |               |                |    |                      |               |                           |    | 266 H    | Ohio          | 88       | 77 |           |  |               |  |
|                      |               |                 |    |                           |               |                |    |                      |               |                           |    | 293 A    | Miami (Ohio)  | 70       | 60 |           |  |               |  |
|                      |               |                 |    |                           |               |                |    |                      |               |                           |    | 301 A    | Akron         | 62       | 58 |           |  |               |  |
|                      |               |                 |    |                           |               |                |    |                      |               |                           |    | 305 N    | American      | 72       | 74 |           |  |               |  |
|                      |               |                 |    |                           |               |                |    |                      |               |                           |    | 324 A    | Cleveland St. | 92       | 77 |           |  |               |  |
|                      |               |                 |    | LAST 10 Division I GAMES: |               |                |    |                      |               |                           |    |          |               |          |    |           |  |               |  |
|                      |               |                 |    | 201 N Toledo              |               |                |    | 59                   | 64            | 188 A Central Mich.       |    |          |               | 64       | 54 |           |  |               |  |
|                      |               |                 |    | 201 H Toledo              |               |                |    | 87                   | 86            | 246 H Buffalo             |    |          |               | 86       | 42 |           |  |               |  |
|                      |               |                 |    | 164 A Northern Ill.       |               |                |    | 89                   | 86            | 293 A Miami (Ohio)        |    |          |               | 70       | 60 |           |  |               |  |
|                      |               |                 |    | 72 H Eastern Mich.        |               |                |    | 57                   | 64            | 93 H Kent St.             |    |          |               | 69       | 63 |           |  |               |  |
|                      |               |                 |    | 121 A Ball St.            |               |                |    | 55                   | 62            | 301 A Akron               |    |          |               | 62       | 58 |           |  |               |  |

Western Mich.

Non-Div I Games:

Western Mich.

Loss, 
Non-Conf, S Site, 
H Home
A Away 
N Neutral

|                           |  |  |  |  |  |  |  |  |  |  |  |                           |  |                                |  |                      |  |                      |  |                           |  |          |  |          |  |           |  |               |  |
|---------------------------|--|--|--|--|--|--|--|--|--|--|--|---------------------------|--|--------------------------------|--|----------------------|--|----------------------|--|---------------------------|--|----------|--|----------|--|-----------|--|---------------|--|
| Average RPI Win: 204      |  |  |  |  |  |  |  |  |  |  |  | WON-LOST RECORD           |  | WINNING PCT. RANK              |  | LAST 10 GAMES        |  | STRENGTH OF SCHEDULE |  | OPP. STRENGTH OF SCHEDULE |  | TEAM RPI |  | ADJ. RPI |  | CONF. RPI |  | ADJ CONF. RPI |  |
| Average RPI Loss: 124     |  |  |  |  |  |  |  |  |  |  |  |                           |  |                                |  |                      |  |                      |  |                           |  |          |  |          |  |           |  |               |  |
| DIV. I ONLY               |  |  |  |  |  |  |  |  |  |  |  | 15- 13                    |  | 138                            |  | 4- 6                 |  | 274                  |  | 108                       |  | 181      |  | 182      |  | 12        |  | 12            |  |
| DIV. I NON-CONF.          |  |  |  |  |  |  |  |  |  |  |  | 7- 2                      |  | 38                             |  | 0- 0                 |  | 328                  |  | 181                       |  | 175      |  | 175      |  | 11        |  | 11            |  |
| TOTALS                    |  |  |  |  |  |  |  |  |  |  |  | RPI 1-25                  |  | RPI 26-50                      |  | W-L RECORDS          |  | RPI 51-100           |  |                           |  | RPI 100+ |  |          |  |           |  |               |  |
| 15- 13                    |  |  |  |  |  |  |  |  |  |  |  | 0- 0                      |  | 0- 2                           |  | OVERALL              |  | 3- 2                 |  |                           |  | 12- 9    |  |          |  |           |  |               |  |
| 12- 3                     |  |  |  |  |  |  |  |  |  |  |  | 0- 0                      |  | 0- 1                           |  | HOME                 |  | 2- 0                 |  |                           |  | 10- 2    |  |          |  |           |  |               |  |
| 3- 9                      |  |  |  |  |  |  |  |  |  |  |  | 0- 0                      |  | 0- 1                           |  | AWAY                 |  | 1- 1                 |  |                           |  | 2- 7     |  |          |  |           |  |               |  |
| 0- 1                      |  |  |  |  |  |  |  |  |  |  |  | 0- 0                      |  | 0- 0                           |  | NEUTRAL              |  | 0- 1                 |  |                           |  | 0- 0     |  |          |  |           |  |               |  |
| 7- 2                      |  |  |  |  |  |  |  |  |  |  |  | 0- 0                      |  | 0- 0                           |  | NON-CONFERENCE       |  | 0- 0                 |  |                           |  | 7- 2     |  |          |  |           |  |               |  |
| 6- 0                      |  |  |  |  |  |  |  |  |  |  |  | 0- 0                      |  | 0- 0                           |  | HOME                 |  | 0- 0                 |  |                           |  | 6- 0     |  |          |  |           |  |               |  |
| 1- 2                      |  |  |  |  |  |  |  |  |  |  |  | 0- 0                      |  | 0- 0                           |  | AWAY                 |  | 0- 0                 |  |                           |  | 1- 2     |  |          |  |           |  |               |  |
| 0- 0                      |  |  |  |  |  |  |  |  |  |  |  | 0- 0                      |  | 0- 0                           |  | NEUTRAL              |  | 0- 0                 |  |                           |  | 0- 0     |  |          |  |           |  |               |  |
| 8- 11                     |  |  |  |  |  |  |  |  |  |  |  | 0- 0                      |  | 0- 2                           |  | CONFERENCE           |  | 3- 2                 |  |                           |  | 5- 7     |  |          |  |           |  |               |  |
| 6- 3                      |  |  |  |  |  |  |  |  |  |  |  | 0- 0                      |  | 0- 1                           |  | HOME                 |  | 2- 0                 |  |                           |  | 4- 2     |  |          |  |           |  |               |  |
| 2- 7                      |  |  |  |  |  |  |  |  |  |  |  | 0- 0                      |  | 0- 1                           |  | AWAY                 |  | 1- 1                 |  |                           |  | 1- 5     |  |          |  |           |  |               |  |
| 0- 1                      |  |  |  |  |  |  |  |  |  |  |  | 0- 0                      |  | 0- 0                           |  | NEUTRAL              |  | 0- 1                 |  |                           |  | 0- 0     |  |          |  |           |  |               |  |
| RPI 1-25                  |  |  |  |  |  |  |  |  |  |  |  | RPI 26-50                 |  | RPI 51-100                     |  | RPI 101+             |  | Team's RPI: 182      |  |                           |  |          |  |          |  |           |  |               |  |
| RPI S Opponent Score      |  |  |  |  |  |  |  |  |  |  |  | RPI S Opponent Score      |  | RPI S Opponent Score           |  | RPI S Opponent Score |  |                      |  |                           |  |          |  |          |  |           |  |               |  |
| 47 A Indiana St. 60 85    |  |  |  |  |  |  |  |  |  |  |  | 91 A Missouri St. 92 89   |  | 104 A Drake 67 75              |  |                      |  |                      |  |                           |  |          |  |          |  |           |  |               |  |
| 47 H Indiana St. 85 88    |  |  |  |  |  |  |  |  |  |  |  | 91 H Missouri St. 68 65   |  | 104 H Drake 60 61              |  |                      |  |                      |  |                           |  |          |  |          |  |           |  |               |  |
|                           |  |  |  |  |  |  |  |  |  |  |  | 97 A Evansville 55 84     |  | 107 A UNI 64 70                |  |                      |  |                      |  |                           |  |          |  |          |  |           |  |               |  |
|                           |  |  |  |  |  |  |  |  |  |  |  | 97 H Evansville 67 61     |  | 107 H UNI 56 63                |  |                      |  |                      |  |                           |  |          |  |          |  |           |  |               |  |
|                           |  |  |  |  |  |  |  |  |  |  |  | 97 N Evansville 73 77     |  | 114 A Iona 71 73               |  |                      |  |                      |  |                           |  |          |  |          |  |           |  |               |  |
|                           |  |  |  |  |  |  |  |  |  |  |  |                           |  | 134 A Oral Roberts 49 81       |  |                      |  |                      |  |                           |  |          |  |          |  |           |  |               |  |
|                           |  |  |  |  |  |  |  |  |  |  |  |                           |  | 164 H Northern Ill. 76 69      |  |                      |  |                      |  |                           |  |          |  |          |  |           |  |               |  |
|                           |  |  |  |  |  |  |  |  |  |  |  |                           |  | 181 A Illinois St. 52 66       |  |                      |  |                      |  |                           |  |          |  |          |  |           |  |               |  |
|                           |  |  |  |  |  |  |  |  |  |  |  |                           |  | 181 H Illinois St. 85 73       |  |                      |  |                      |  |                           |  |          |  |          |  |           |  |               |  |
|                           |  |  |  |  |  |  |  |  |  |  |  |                           |  | 194 A Southern Ill. 84 77      |  |                      |  |                      |  |                           |  |          |  |          |  |           |  |               |  |
|                           |  |  |  |  |  |  |  |  |  |  |  |                           |  | 194 H Southern Ill. 66 57      |  |                      |  |                      |  |                           |  |          |  |          |  |           |  |               |  |
|                           |  |  |  |  |  |  |  |  |  |  |  |                           |  | 222 H Oklahoma St. 63 57       |  |                      |  |                      |  |                           |  |          |  |          |  |           |  |               |  |
|                           |  |  |  |  |  |  |  |  |  |  |  |                           |  | 227 A UMKC 74 62               |  |                      |  |                      |  |                           |  |          |  |          |  |           |  |               |  |
|                           |  |  |  |  |  |  |  |  |  |  |  |                           |  | 227 H UMKC 71 60               |  |                      |  |                      |  |                           |  |          |  |          |  |           |  |               |  |
|                           |  |  |  |  |  |  |  |  |  |  |  |                           |  | 230 A Bradley 79 85            |  |                      |  |                      |  |                           |  |          |  |          |  |           |  |               |  |
|                           |  |  |  |  |  |  |  |  |  |  |  |                           |  | 230 H Bradley 61 59            |  |                      |  |                      |  |                           |  |          |  |          |  |           |  |               |  |
|                           |  |  |  |  |  |  |  |  |  |  |  |                           |  | 239 A Creighton 83 93          |  |                      |  |                      |  |                           |  |          |  |          |  |           |  |               |  |
|                           |  |  |  |  |  |  |  |  |  |  |  |                           |  | 239 H Creighton 82 63          |  |                      |  |                      |  |                           |  |          |  |          |  |           |  |               |  |
|                           |  |  |  |  |  |  |  |  |  |  |  |                           |  | 271 H San Diego St. 91 79      |  |                      |  |                      |  |                           |  |          |  |          |  |           |  |               |  |
|                           |  |  |  |  |  |  |  |  |  |  |  |                           |  | 316 H Ark. -Pine Bluff 78 45   |  |                      |  |                      |  |                           |  |          |  |          |  |           |  |               |  |
|                           |  |  |  |  |  |  |  |  |  |  |  |                           |  | 320 H Tex. -Pan American 72 59 |  |                      |  |                      |  |                           |  |          |  |          |  |           |  |               |  |
| LAST 10 Division I GAMES: |  |  |  |  |  |  |  |  |  |  |  |                           |  |                                |  |                      |  |                      |  |                           |  |          |  |          |  |           |  |               |  |
| 97 N Evansville 73 77     |  |  |  |  |  |  |  |  |  |  |  | 181 H Illinois St. 85 73  |  |                                |  |                      |  |                      |  |                           |  |          |  |          |  |           |  |               |  |
| 91 H Missouri St. 68 65   |  |  |  |  |  |  |  |  |  |  |  | 194 A Southern Ill. 84 77 |  |                                |  |                      |  |                      |  |                           |  |          |  |          |  |           |  |               |  |
| 107 A UNI 64 70           |  |  |  |  |  |  |  |  |  |  |  | 97 A Evansville 55 84     |  |                                |  |                      |  |                      |  |                           |  |          |  |          |  |           |  |               |  |
| 230 A Bradley 79 85       |  |  |  |  |  |  |  |  |  |  |  | 239 H Creighton 82 63     |  |                                |  |                      |  |                      |  |                           |  |          |  |          |  |           |  |               |  |
| 47 H Indiana St. 85 88    |  |  |  |  |  |  |  |  |  |  |  | 104 H Drake 60 61         |  |                                |  |                      |  |                      |  |                           |  |          |  |          |  |           |  |               |  |

### Non-Div l Games:

Wi chi ta St.

Loss, Non-Conf, S Site, H Home A Away N Neutral

W  
i  
c  
h  
i  
t  
a  
s  
t  
.

W  
i  
c  
h  
i  
t  
a  
s  
t  
.

| Average RPI Win:          |          | 191       | WON-LOST                | WINNING    | LAST 10  | STRENGTH OF         | OPP. STRENGTH | TEAM  | ADJ.                    | CONF.    | ADJ CONF.       |
|---------------------------|----------|-----------|-------------------------|------------|----------|---------------------|---------------|-------|-------------------------|----------|-----------------|
| Average RPI Loss:         |          | 100       | RECORD                  | PCT. RANK  | GAMES    | SCHEDULE            | OF SCHEDULE   | RPI   | RPI                     | RPI      | RPI             |
| DIV. I ONLY               | 15- 13   | 138       | 6- 4                    | 133        | 101      | 117                 | 120           | 8     | 8                       |          |                 |
| DIV. I NON-CONF.          | 4- 5     | 180       | 0- 0                    | 191        | 154      | 193                 | 194           | 8     | 8                       |          |                 |
| TOTALS                    | RPI 1-25 | RPI 26-50 | W-L RECORDS             | RPI 51-100 | RPI 100+ |                     |               |       |                         |          |                 |
| 15- 13                    | 0- 2     | 0- 2      | OVERALL                 | 3- 3       | 12- 6    |                     |               |       |                         |          |                 |
| 7- 5                      | 0- 1     | 0- 0      | HOME                    | 3- 1       | 4- 3     |                     |               |       |                         |          |                 |
| 7- 6                      | 0- 1     | 0- 2      | AWAY                    | 0- 1       | 7- 2     |                     |               |       |                         |          |                 |
| 1- 2                      | 0- 0     | 0- 0      | NEUTRAL                 | 0- 1       | 1- 1     |                     |               |       |                         |          |                 |
| 4- 5                      | 0- 0     | 0- 2      | NON-CONFERENCE          | 0- 2       | 4- 1     |                     |               |       |                         |          |                 |
| 1- 2                      | 0- 0     | 0- 0      | HOME                    | 0- 1       | 1- 1     |                     |               |       |                         |          |                 |
| 2- 2                      | 0- 0     | 0- 2      | AWAY                    | 0- 0       | 2- 0     |                     |               |       |                         |          |                 |
| 1- 1                      | 0- 0     | 0- 0      | NEUTRAL                 | 0- 1       | 1- 0     |                     |               |       |                         |          |                 |
| 11- 8                     | 0- 2     | 0- 0      | CONFERENCE              | 3- 1       | 8- 5     |                     |               |       |                         |          |                 |
| 6- 3                      | 0- 1     | 0- 0      | HOME                    | 3- 0       | 3- 2     |                     |               |       |                         |          |                 |
| 5- 4                      | 0- 1     | 0- 0      | AWAY                    | 0- 1       | 5- 2     |                     |               |       |                         |          |                 |
| 0- 1                      | 0- 0     | 0- 0      | NEUTRAL                 | 0- 0       | 0- 1     |                     |               |       |                         |          |                 |
| RPI S Opponent            | RPI 1-25 | Score     | RPI S Opponent          | RPI 26-50  | Score    | RPI S Opponent      | RPI 51-100    | Score | RPI S Opponent          | RPI 101+ | Team's RPI: 120 |
| 20 A Old Domi ni on       | 33       | 85        | 35 A Vanderbi l t       | 66         | 92       | 55 A James Madi son | 49            | 73    | 122 A Drexel            | 58       | 50              |
| 20 H Old Domi ni on       | 68       | 77        | 49 A Li berty           | 56         | 73       | 55 H James Madi son | 82            | 70    | 122 H Drexel            | 44       | 64              |
|                           |          |           |                         |            |          | 56 N Pi ttsburgh    | 49            | 76    | 131 A George Mason      | 51       | 70              |
|                           |          |           |                         |            |          | 69 H Del aware      | 73            | 62    | 131 H George Mason      | 55       | 58              |
|                           |          |           |                         |            |          | 76 H Hofstra        | 69            | 62    | 142 A UNC Wi l mi ngton | 45       | 52              |
|                           |          |           |                         |            |          | 87 H Hi gh Poi nt   | 61            | 71    | 142 H UNC Wi l mi ngton | 63       | 61              |
|                           |          |           |                         |            |          |                     |               |       | 163 A Va. Commonweal th | 70       | 66              |
|                           |          |           |                         |            |          |                     |               |       | 163 H Va. Commonweal th | 55       | 52              |
|                           |          |           |                         |            |          |                     |               |       | 203 H Mt. St. Mary' s   | 75       | 84              |
|                           |          |           |                         |            |          |                     |               |       | 225 A Towson            | 51       | 33              |
|                           |          |           |                         |            |          |                     |               |       | 235 A Northeastern      | 58       | 54              |
|                           |          |           |                         |            |          |                     |               |       | 243 A Georgi a St.      | 75       | 61              |
|                           |          |           |                         |            |          |                     |               |       | 243 H Georgi a St.      | 78       | 50              |
|                           |          |           |                         |            |          |                     |               |       | 243 N Georgi a St.      | 66       | 81              |
|                           |          |           |                         |            |          |                     |               |       | 258 A Longwood          | 82       | 58              |
|                           |          |           |                         |            |          |                     |               |       | 269 N Col gate          | 64       | 62              |
|                           |          |           |                         |            |          |                     |               |       | 297 A Hampton           | 66       | 57              |
|                           |          |           |                         |            |          |                     |               |       | 306 H Norfol k St.      | 70       | 43              |
| LAST 10 Div sion I GAMES: |          |           |                         |            |          |                     |               |       |                         |          |                 |
| 243 N Georgi a St.        | 66       | 81        | 243 H Georgi a St.      | 78         | 50       |                     |               |       |                         |          |                 |
| 122 H Drexel              | 44       | 64        | 163 A Va. Commonweal th | 70         | 66       |                     |               |       |                         |          |                 |
| 20 A Old Domi ni on       | 33       | 85        | 235 A Northeastern      | 58         | 54       |                     |               |       |                         |          |                 |
| 142 H UNC Wi l mi ngton   | 63       | 61        | 131 H George Mason      | 55         | 58       |                     |               |       |                         |          |                 |
| 55 H James Madi son       | 82       | 70        | 76 H Hofstra            | 69         | 62       |                     |               |       |                         |          |                 |

Non-Di v I Games:

William &amp; Mary

■ Loss, 
 ■ Non-Conf, S Site, 
 ■ Home 
 ■ Away 
 N Neutral

|                             |                  |           |           |                    |                |               |                     |                 |          |           |  |
|-----------------------------|------------------|-----------|-----------|--------------------|----------------|---------------|---------------------|-----------------|----------|-----------|--|
| Through Games of 2008 Final |                  |           |           |                    |                |               |                     |                 |          |           |  |
| Average RPI Win: 236        |                  | WON-LOST  | WINNING   | LAST 10            | STRENGTH OF    | OPP. STRENGTH | TEAM                | ADJ.            | CONF.    | ADJ CONF. |  |
| Average RPI Loss: 146       |                  | RECORD    | PCT. RANK | GAMES              | SCHEDULE       | OF SCHEDULE   | RPI                 | RPI             | RPI      | RPI       |  |
| DIV. I ONLY                 |                  | 13- 15    | 182       | 4- 6               | 256            | 183           | 206                 | 210             | 14       | 14        |  |
| DIV. I NON-CONF.            |                  | 5- 7      | 196       | 0- 0               | 322            | 275           | 290                 | 290             | 15       | 15        |  |
| <hr/>                       |                  |           |           |                    |                |               |                     |                 |          |           |  |
| TOTALS                      |                  | RPI 1-25  |           | RPI 26-50          | W-L RECORDS    |               | RPI 51-100          |                 | RPI 100+ |           |  |
| 13- 15                      |                  | 0- 0      |           | 0- 3               | OVERALL        |               | 1- 3                |                 | 12- 9    |           |  |
| 8- 6                        |                  | 0- 0      |           | 0- 1               | HOME           |               | 1- 0                |                 | 7- 5     |           |  |
| 5- 9                        |                  | 0- 0      |           | 0- 2               | AWAY           |               | 0- 3                |                 | 5- 4     |           |  |
| 0- 0                        |                  | 0- 0      |           | 0- 0               | NEUTRAL        |               | 0- 0                |                 | 0- 0     |           |  |
| 5- 7                        |                  | 0- 0      |           | 0- 0               | NON-CONFERENCE |               | 0- 2                |                 | 5- 5     |           |  |
| 4- 2                        |                  | 0- 0      |           | 0- 0               | HOME           |               | 0- 0                |                 | 4- 2     |           |  |
| 1- 5                        |                  | 0- 0      |           | 0- 0               | AWAY           |               | 0- 2                |                 | 1- 3     |           |  |
| 0- 0                        |                  | 0- 0      |           | 0- 0               | NEUTRAL        |               | 0- 0                |                 | 0- 0     |           |  |
| 8- 8                        |                  | 0- 0      |           | 0- 3               | CONFERENCE     |               | 1- 1                |                 | 7- 4     |           |  |
| 4- 4                        |                  | 0- 0      |           | 0- 1               | HOME           |               | 1- 0                |                 | 3- 3     |           |  |
| 4- 4                        |                  | 0- 0      |           | 0- 2               | AWAY           |               | 0- 1                |                 | 4- 1     |           |  |
| 0- 0                        |                  | 0- 0      |           | 0- 0               | NEUTRAL        |               | 0- 0                |                 | 0- 0     |           |  |
| <hr/>                       |                  |           |           |                    |                |               |                     |                 |          |           |  |
| RPI 1-25                    |                  | RPI 26-50 |           | RPI 51-100         |                | RPI 101+      |                     | Team's RPI: 210 |          |           |  |
| RPI S                       | Opponent         | Score     | RPI S     | Opponent           | Score          | RPI S         | Opponent            | Score           |          |           |  |
| 49                          | A Li berty       | 44 56     | 49        | A Li berty         | 44 56          | 148           | A Coastal Caro.     | 54 44           |          |           |  |
| 49                          | A Li berty       | 45 53     | 49        | A Li berty         | 45 53          | 148           | H Coastal Caro.     | 51 63           |          |           |  |
| 49                          | H Li berty       | 51 61     | 49        | H Li berty         | 51 61          | 165           | A UNC Asheville     | 47 49           |          |           |  |
|                             |                  |           |           |                    |                | 165           | H UNC Asheville     | 54 51           |          |           |  |
|                             |                  |           |           |                    |                | 172           | A Radford           | 65 60           |          |           |  |
|                             |                  |           |           |                    |                | 172           | H Radford           | 49 51           |          |           |  |
|                             |                  |           |           |                    |                | 172           | H Radford           | 55 44           |          |           |  |
|                             |                  |           |           |                    |                | 174           | A Austin Peay       | 64 79           |          |           |  |
|                             |                  |           |           |                    |                | 186           | A Cl emson          | 51 52           |          |           |  |
|                             |                  |           |           |                    |                | 197           | H Appal achi an St. | 47 64           |          |           |  |
|                             |                  |           |           |                    |                | 248           | A Bi rmi ngham-So.  | 69 59           |          |           |  |
|                             |                  |           |           |                    |                | 248           | H Bi rmi ngham-So.  | 57 63           |          |           |  |
|                             |                  |           |           |                    |                | 258           | H Longwood          | 67 58           |          |           |  |
|                             |                  |           |           |                    |                | 259           | A Campbel l         | 64 79           |          |           |  |
|                             |                  |           |           |                    |                | 260           | H North Fla.        | 48 73           |          |           |  |
|                             |                  |           |           |                    |                | 287           | A Charleston So.    | 58 50           |          |           |  |
|                             |                  |           |           |                    |                | 287           | H Charleston So.    | 72 43           |          |           |  |
|                             |                  |           |           |                    |                | 299           | A I PFW             | 60 44           |          |           |  |
|                             |                  |           |           |                    |                | 306           | H Norfol k St.      | 66 42           |          |           |  |
|                             |                  |           |           |                    |                | 314           | H Wofford           | 56 44           |          |           |  |
|                             |                  |           |           |                    |                | 329           | H Tennessee St.     | 60 55           |          |           |  |
| <hr/>                       |                  |           |           |                    |                |               |                     |                 |          |           |  |
| LAST 10 Division I GAMES:   |                  |           |           |                    |                |               |                     |                 |          |           |  |
| 49                          | A Li berty       | 45 53     | 49        | H Li berty         | 51 61          |               |                     |                 |          |           |  |
| 172                         | H Radford        | 55 44     | 172       | H Radford          | 49 51          |               |                     |                 |          |           |  |
| 87                          | H Hi gh Point    | 64 60     | 165       | A UNC Asheville    | 47 49          |               |                     |                 |          |           |  |
| 148                         | A Coastal Caro.  | 54 44     | 248       | H Bi rmi ngham-So. | 57 63          |               |                     |                 |          |           |  |
| 287                         | A Charleston So. | 58 50     | 148       | H Coastal Caro.    | 51 63          |               |                     |                 |          |           |  |

Non-Div I Games: Livingstone 73 56

Wi nthrop

Loss, Non-Conf, S Site, H Home A Away N Neutral



| Average RPI Win:                | WON-LOST RECORD | WINNING PCT. RANK | LAST 10 GAMES  | STRENGTH OF SCHEDULE | OPP. STRENGTH OF SCHEDULE | TEAM RPI   | ADJ. RPI   | CONF. RPI | ADJ CONF. RPI |
|---------------------------------|-----------------|-------------------|----------------|----------------------|---------------------------|------------|------------|-----------|---------------|
| DIV. I ONLY<br>DIV. I NON-CONF. | 22-7<br>7-4     | 29<br>94          | 7-3<br>1-1     | 284<br>194           | 172<br>60                 | 101<br>108 | 102<br>109 | 23<br>20  | 23<br>20      |
| TOTALS                          | RPI 1-25        | RPI 26-50         | W-L RECORDS    | RPI 51-100           | RPI 100+                  |            |            |           |               |
| 22-7                            | 0-1             | 0-1               | OVERALL        | 0-4                  | 22-1                      |            |            |           |               |
| 10-1                            | 0-0             | 0-0               | HOME           | 0-1                  | 10-0                      |            |            |           |               |
| 12-5                            | 0-1             | 0-1               | AWAY           | 0-3                  | 12-0                      |            |            |           |               |
| 0-1                             | 0-0             | 0-0               | NEUTRAL        | 0-0                  | 0-1                       |            |            |           |               |
| 7-4                             | 0-1             | 0-1               | NON-CONFERENCE | 0-2                  | 7-0                       |            |            |           |               |
| 2-0                             | 0-0             | 0-0               | HOME           | 0-0                  | 2-0                       |            |            |           |               |
| 5-4                             | 0-1             | 0-1               | AWAY           | 0-2                  | 5-0                       |            |            |           |               |
| 0-0                             | 0-0             | 0-0               | NEUTRAL        | 0-0                  | 0-0                       |            |            |           |               |
| 15-3                            | 0-0             | 0-0               | CONFERENCE     | 0-2                  | 15-1                      |            |            |           |               |
| 8-1                             | 0-0             | 0-0               | HOME           | 0-1                  | 8-0                       |            |            |           |               |
| 7-1                             | 0-0             | 0-0               | AWAY           | 0-1                  | 7-0                       |            |            |           |               |
| 0-1                             | 0-0             | 0-0               | NEUTRAL        | 0-0                  | 0-1                       |            |            |           |               |

| RPI S Opponent Score  | RPI S Opponent Score  | RPI S Opponent Score   | RPI S Opponent Team's RPI : Score   |
|---|---|--|---|
| 13 A DePaul 62 86   | 47 A Indiana St. 59 98  | 60 A Iowa 57 81<br>70 A Iowa St. 71 79<br>83 A Wis.-Milwaukee 55 65<br>83 H Wis.-Milwaukee 67 69 | 127 A Oakland 74 72<br>164 A Northern Ill. 73 67<br>166 A Arizona 82 70<br>181 A Illinois St. 76 60<br>192 A Ill.-Chicago 70 62<br>192 H Ill.-Chicago 77 58<br>192 N Ill.-Chicago 62 74<br>193 A Butler 79 67<br>193 H Butler 56 51<br>195 A Detroit 73 63<br>195 H Detroit 71 58<br>200 H Vermont 62 52<br>226 A Wright St. 66 57<br>226 H Wright St. 68 56<br>275 A Youngstown St. 74 49<br>275 H Youngstown St. 81 69<br>275 H Youngstown St. 63 53<br>286 A North Dakota St. 81 70<br>307 A Loyola (Ill.) 96 69<br>307 H Loyola (Ill.) 92 42<br>319 H Pacific 56 41<br>324 A Cleveland St. 66 51<br>324 H Cleveland St. 76 52 |
| LAST 10 Division I GAMES:   |   |  |   |
| 70 A Iowa St. 71 79<br>192 N Ill.-Chicago 62 74<br>275 H Youngstown St. 63 53<br>193 A Butler 79 67<br>226 A Wright St. 66 57 | 195 H Detroit 71 58<br>275 H Youngstown St. 81 69<br>83 A Wis.-Milwaukee 55 65<br>307 H Loyola (Ill.) 92 42<br>286 A North Dakota St. 81 70 |  |   |

W  
i  
s  
.  
-  
G  
r  
e  
e  
n  
B  
a  
yW  
i  
s  
.  
-  
G  
r  
e  
e  
n  
B  
a  
y

Wi s. -Green Bay

103 53

## Non-Div I Games: Lewis





| Average RPI Win: |   | 253            |    | WON-LOST RECORD         |    | WINNING PCT. RANK |             | LAST 10 GAMES  |     | STRENGTH OF SCHEDULE |   | OPP. STRENGTH OF SCHEDULE |    | TEAM RPI                        |     | ADJ. RPI    |                | CONF. RPI |    | ADJ CONF. RPI             |   |                |    |                      |     |       |           |                    |    |       |   |                     |    |       |     |   |                   |    |    |     |   |                   |    |    |     |   |           |    |    |     |   |              |    |    |     |   |       |    |    |     |   |       |    |    |     |   |               |    |    |     |   |               |    |    |     |   |              |    |    |     |   |              |    |    |     |   |              |    |    |     |   |                |    |    |     |   |                     |    |    |     |   |                     |    |    |     |   |        |    |    |     |   |        |    |    |     |   |                |    |    |     |   |           |    |    |     |   |           |    |    |
|------------------|---|----------------|----|-------------------------|----|-------------------|-------------|----------------|-----|----------------------|---|---------------------------|----|---------------------------------|-----|-------------|----------------|-----------|----|---------------------------|---|----------------|----|----------------------|-----|-------|-----------|--------------------|----|-------|---|---------------------|----|-------|-----|---|-------------------|----|----|-----|---|-------------------|----|----|-----|---|-----------|----|----|-----|---|--------------|----|----|-----|---|-------|----|----|-----|---|-------|----|----|-----|---|---------------|----|----|-----|---|---------------|----|----|-----|---|--------------|----|----|-----|---|--------------|----|----|-----|---|--------------|----|----|-----|---|----------------|----|----|-----|---|---------------------|----|----|-----|---|---------------------|----|----|-----|---|--------|----|----|-----|---|--------|----|----|-----|---|----------------|----|----|-----|---|-----------|----|----|-----|---|-----------|----|----|
| DIV. I ONLY      |   | 5- 21          |    | 304                     |    | 2- 8              |             |                |     | 297                  |   | 244                       |    | 313                             |     | 314         |                | 21        |    | 21                        |   |                |    |                      |     |       |           |                    |    |       |   |                     |    |       |     |   |                   |    |    |     |   |                   |    |    |     |   |           |    |    |     |   |              |    |    |     |   |       |    |    |     |   |       |    |    |     |   |               |    |    |     |   |               |    |    |     |   |              |    |    |     |   |              |    |    |     |   |              |    |    |     |   |                |    |    |     |   |                     |    |    |     |   |                     |    |    |     |   |        |    |    |     |   |        |    |    |     |   |                |    |    |     |   |           |    |    |     |   |           |    |    |
| DIV. I NON-CONF. |   | 2- 5           |    | 262                     |    | 0- 0              |             |                |     | 298                  |   | 220                       |    | 299                             |     | 300         |                | 19        |    | 19                        |   |                |    |                      |     |       |           |                    |    |       |   |                     |    |       |     |   |                   |    |    |     |   |                   |    |    |     |   |           |    |    |     |   |              |    |    |     |   |       |    |    |     |   |       |    |    |     |   |               |    |    |     |   |               |    |    |     |   |              |    |    |     |   |              |    |    |     |   |              |    |    |     |   |                |    |    |     |   |                     |    |    |     |   |                     |    |    |     |   |        |    |    |     |   |        |    |    |     |   |                |    |    |     |   |           |    |    |     |   |           |    |    |
| TOTALS           |   | RPI 1-25       |    | RPI 26-50               |    | W-L RECORDS       |             | RPI 51-100     |     | RPI 100+             |   |                           |    |                                 |     |             |                |           |    |                           |   |                |    |                      |     |       |           |                    |    |       |   |                     |    |       |     |   |                   |    |    |     |   |                   |    |    |     |   |           |    |    |     |   |              |    |    |     |   |       |    |    |     |   |       |    |    |     |   |               |    |    |     |   |               |    |    |     |   |              |    |    |     |   |              |    |    |     |   |              |    |    |     |   |                |    |    |     |   |                     |    |    |     |   |                     |    |    |     |   |        |    |    |     |   |        |    |    |     |   |                |    |    |     |   |           |    |    |     |   |           |    |    |
| 5- 21            |   | 0- 1           |    | 0- 2                    |    | OVERALL           |             | 0- 0           |     | 5- 18                |   |                           |    |                                 |     |             |                |           |    |                           |   |                |    |                      |     |       |           |                    |    |       |   |                     |    |       |     |   |                   |    |    |     |   |                   |    |    |     |   |           |    |    |     |   |              |    |    |     |   |       |    |    |     |   |       |    |    |     |   |               |    |    |     |   |               |    |    |     |   |              |    |    |     |   |              |    |    |     |   |              |    |    |     |   |                |    |    |     |   |                     |    |    |     |   |                     |    |    |     |   |        |    |    |     |   |        |    |    |     |   |                |    |    |     |   |           |    |    |     |   |           |    |    |
| 3- 7             |   | 0- 0           |    | 0- 1                    |    | HOME              |             | 0- 0           |     | 3- 6                 |   |                           |    |                                 |     |             |                |           |    |                           |   |                |    |                      |     |       |           |                    |    |       |   |                     |    |       |     |   |                   |    |    |     |   |                   |    |    |     |   |           |    |    |     |   |              |    |    |     |   |       |    |    |     |   |       |    |    |     |   |               |    |    |     |   |               |    |    |     |   |              |    |    |     |   |              |    |    |     |   |              |    |    |     |   |                |    |    |     |   |                     |    |    |     |   |                     |    |    |     |   |        |    |    |     |   |        |    |    |     |   |                |    |    |     |   |           |    |    |     |   |           |    |    |
| 2- 13            |   | 0- 1           |    | 0- 1                    |    | AWAY              |             | 0- 0           |     | 2- 11                |   |                           |    |                                 |     |             |                |           |    |                           |   |                |    |                      |     |       |           |                    |    |       |   |                     |    |       |     |   |                   |    |    |     |   |                   |    |    |     |   |           |    |    |     |   |              |    |    |     |   |       |    |    |     |   |       |    |    |     |   |               |    |    |     |   |               |    |    |     |   |              |    |    |     |   |              |    |    |     |   |              |    |    |     |   |                |    |    |     |   |                     |    |    |     |   |                     |    |    |     |   |        |    |    |     |   |        |    |    |     |   |                |    |    |     |   |           |    |    |     |   |           |    |    |
| 0- 1             |   | 0- 0           |    | 0- 0                    |    | NEUTRAL           |             | 0- 0           |     | 0- 1                 |   |                           |    |                                 |     |             |                |           |    |                           |   |                |    |                      |     |       |           |                    |    |       |   |                     |    |       |     |   |                   |    |    |     |   |                   |    |    |     |   |           |    |    |     |   |              |    |    |     |   |       |    |    |     |   |       |    |    |     |   |               |    |    |     |   |               |    |    |     |   |              |    |    |     |   |              |    |    |     |   |              |    |    |     |   |                |    |    |     |   |                     |    |    |     |   |                     |    |    |     |   |        |    |    |     |   |        |    |    |     |   |                |    |    |     |   |           |    |    |     |   |           |    |    |
| 2- 5             |   | 0- 1           |    | 0- 0                    |    | NON-CONFERENCE    |             | 0- 0           |     | 2- 4                 |   |                           |    |                                 |     |             |                |           |    |                           |   |                |    |                      |     |       |           |                    |    |       |   |                     |    |       |     |   |                   |    |    |     |   |                   |    |    |     |   |           |    |    |     |   |              |    |    |     |   |       |    |    |     |   |       |    |    |     |   |               |    |    |     |   |               |    |    |     |   |              |    |    |     |   |              |    |    |     |   |              |    |    |     |   |                |    |    |     |   |                     |    |    |     |   |                     |    |    |     |   |        |    |    |     |   |        |    |    |     |   |                |    |    |     |   |           |    |    |     |   |           |    |    |
| 1- 0             |   | 0- 0           |    | 0- 0                    |    | HOME              |             | 0- 0           |     | 1- 0                 |   |                           |    |                                 |     |             |                |           |    |                           |   |                |    |                      |     |       |           |                    |    |       |   |                     |    |       |     |   |                   |    |    |     |   |                   |    |    |     |   |           |    |    |     |   |              |    |    |     |   |       |    |    |     |   |       |    |    |     |   |               |    |    |     |   |               |    |    |     |   |              |    |    |     |   |              |    |    |     |   |              |    |    |     |   |                |    |    |     |   |                     |    |    |     |   |                     |    |    |     |   |        |    |    |     |   |        |    |    |     |   |                |    |    |     |   |           |    |    |     |   |           |    |    |
| 1- 5             |   | 0- 1           |    | 0- 0                    |    | AWAY              |             | 0- 0           |     | 1- 4                 |   |                           |    |                                 |     |             |                |           |    |                           |   |                |    |                      |     |       |           |                    |    |       |   |                     |    |       |     |   |                   |    |    |     |   |                   |    |    |     |   |           |    |    |     |   |              |    |    |     |   |       |    |    |     |   |       |    |    |     |   |               |    |    |     |   |               |    |    |     |   |              |    |    |     |   |              |    |    |     |   |              |    |    |     |   |                |    |    |     |   |                     |    |    |     |   |                     |    |    |     |   |        |    |    |     |   |        |    |    |     |   |                |    |    |     |   |           |    |    |     |   |           |    |    |
| 0- 0             |   | 0- 0           |    | 0- 0                    |    | NEUTRAL           |             | 0- 0           |     | 0- 0                 |   |                           |    |                                 |     |             |                |           |    |                           |   |                |    |                      |     |       |           |                    |    |       |   |                     |    |       |     |   |                   |    |    |     |   |                   |    |    |     |   |           |    |    |     |   |              |    |    |     |   |       |    |    |     |   |       |    |    |     |   |               |    |    |     |   |               |    |    |     |   |              |    |    |     |   |              |    |    |     |   |              |    |    |     |   |                |    |    |     |   |                     |    |    |     |   |                     |    |    |     |   |        |    |    |     |   |        |    |    |     |   |                |    |    |     |   |           |    |    |     |   |           |    |    |
| 3- 16            |   | 0- 0           |    | 0- 2                    |    | CONFERENCE        |             | 0- 0           |     | 3- 14                |   |                           |    |                                 |     |             |                |           |    |                           |   |                |    |                      |     |       |           |                    |    |       |   |                     |    |       |     |   |                   |    |    |     |   |                   |    |    |     |   |           |    |    |     |   |              |    |    |     |   |       |    |    |     |   |       |    |    |     |   |               |    |    |     |   |               |    |    |     |   |              |    |    |     |   |              |    |    |     |   |              |    |    |     |   |                |    |    |     |   |                     |    |    |     |   |                     |    |    |     |   |        |    |    |     |   |        |    |    |     |   |                |    |    |     |   |           |    |    |     |   |           |    |    |
| 2- 7             |   | 0- 0           |    | 0- 1                    |    | HOME              |             | 0- 0           |     | 2- 6                 |   |                           |    |                                 |     |             |                |           |    |                           |   |                |    |                      |     |       |           |                    |    |       |   |                     |    |       |     |   |                   |    |    |     |   |                   |    |    |     |   |           |    |    |     |   |              |    |    |     |   |       |    |    |     |   |       |    |    |     |   |               |    |    |     |   |               |    |    |     |   |              |    |    |     |   |              |    |    |     |   |              |    |    |     |   |                |    |    |     |   |                     |    |    |     |   |                     |    |    |     |   |        |    |    |     |   |        |    |    |     |   |                |    |    |     |   |           |    |    |     |   |           |    |    |
| 1- 8             |   | 0- 0           |    | 0- 1                    |    | AWAY              |             | 0- 0           |     | 1- 7                 |   |                           |    |                                 |     |             |                |           |    |                           |   |                |    |                      |     |       |           |                    |    |       |   |                     |    |       |     |   |                   |    |    |     |   |                   |    |    |     |   |           |    |    |     |   |              |    |    |     |   |       |    |    |     |   |       |    |    |     |   |               |    |    |     |   |               |    |    |     |   |              |    |    |     |   |              |    |    |     |   |              |    |    |     |   |                |    |    |     |   |                     |    |    |     |   |                     |    |    |     |   |        |    |    |     |   |        |    |    |     |   |                |    |    |     |   |           |    |    |     |   |           |    |    |
| 0- 1             |   | 0- 0           |    | 0- 0                    |    | NEUTRAL           |             | 0- 0           |     | 0- 1                 |   |                           |    |                                 |     |             |                |           |    |                           |   |                |    |                      |     |       |           |                    |    |       |   |                     |    |       |     |   |                   |    |    |     |   |                   |    |    |     |   |           |    |    |     |   |              |    |    |     |   |       |    |    |     |   |       |    |    |     |   |               |    |    |     |   |               |    |    |     |   |              |    |    |     |   |              |    |    |     |   |              |    |    |     |   |                |    |    |     |   |                     |    |    |     |   |                     |    |    |     |   |        |    |    |     |   |        |    |    |     |   |                |    |    |     |   |           |    |    |     |   |           |    |    |
| RPI S Opponent   |   | RPI 1-25 Score |    | RPI S Opponent          |    | RPI 26-50 Score   |             | RPI S Opponent |     | RPI 51-100 Score     |   | RPI S Opponent            |    | RPI 101+ Team's RPI : 314 Score |     |             |                |           |    |                           |   |                |    |                      |     |       |           |                    |    |       |   |                     |    |       |     |   |                   |    |    |     |   |                   |    |    |     |   |           |    |    |     |   |              |    |    |     |   |       |    |    |     |   |       |    |    |     |   |               |    |    |     |   |               |    |    |     |   |              |    |    |     |   |              |    |    |     |   |              |    |    |     |   |                |    |    |     |   |                     |    |    |     |   |                     |    |    |     |   |        |    |    |     |   |        |    |    |     |   |                |    |    |     |   |           |    |    |     |   |           |    |    |
| 1                | A | North Carolina | 50 | 87                      | 39 | A                 | Chattanooga | 58             | 104 | 39                   | H | Chattanooga               | 61 | 96                              | 139 | A           | UNC Greensboro | 64        | 84 | 139                       | H | UNC Greensboro | 55 | 67                   | 141 | A     | Davi dson | 43                 | 58 | 141   | H | Davi dson           | 72 | 81    | 197 | A | Appal achi an St. | 56 | 75 | 197 | H | Appal achi an St. | 65 | 80 | 210 | A | Wi nthrop | 44 | 56 | 218 | A | Gardner-Webb | 64 | 57 | 231 | A | El on | 43 | 63 | 231 | H | El on | 49 | 44 | 241 | A | Western Caro. | 69 | 64 | 241 | H | Western Caro. | 54 | 79 | 245 | A | Ga. Southern | 73 | 80 | 245 | H | Ga. Southern | 63 | 82 | 245 | N | Ga. Southern | 66 | 77 | 262 | A | Sacramento St. | 57 | 71 | 267 | A | Col . of Charleston | 50 | 59 | 267 | H | Col . of Charleston | 45 | 59 | 281 | A | Furman | 53 | 69 | 281 | H | Furman | 70 | 69 | 287 | A | Charleston So. | 61 | 68 | 295 | H | N. C. A&T | 94 | 50 | 319 | A | Paci fi c | 56 | 70 |
| LAST 10 Div      |   | si on I GAMES: |    | 245 N Ga. Southern      |    | 66 77             |             | 281 A Furman   |     | 53 69                |   | 39 H Chattanooga          |    | 61 96                           |     | 231 H El on |                | 49 44     |    | 267 H Col . of Charleston |   | 45 59          |    | 139 H UNC Greensboro |     | 55 67 |           | 245 A Ga. Southern |    | 73 80 |   | 241 A Western Caro. |    | 69 64 |     |   |                   |    |    |     |   |                   |    |    |     |   |           |    |    |     |   |              |    |    |     |   |       |    |    |     |   |       |    |    |     |   |               |    |    |     |   |               |    |    |     |   |              |    |    |     |   |              |    |    |     |   |              |    |    |     |   |                |    |    |     |   |                     |    |    |     |   |                     |    |    |     |   |        |    |    |     |   |        |    |    |     |   |                |    |    |     |   |           |    |    |     |   |           |    |    |
|                  |   |                |    | 141 A Davi dson         |    | 43 58             |             |                |     |                      |   |                           |    |                                 |     |             |                |           |    |                           |   |                |    |                      |     |       |           |                    |    |       |   |                     |    |       |     |   |                   |    |    |     |   |                   |    |    |     |   |           |    |    |     |   |              |    |    |     |   |       |    |    |     |   |       |    |    |     |   |               |    |    |     |   |               |    |    |     |   |              |    |    |     |   |              |    |    |     |   |              |    |    |     |   |                |    |    |     |   |                     |    |    |     |   |                     |    |    |     |   |        |    |    |     |   |        |    |    |     |   |                |    |    |     |   |           |    |    |     |   |           |    |    |
|                  |   |                |    | 197 A Appal achi an St. |    | 56 75             |             |                |     |                      |   |                           |    |                                 |     |             |                |           |    |                           |   |                |    |                      |     |       |           |                    |    |       |   |                     |    |       |     |   |                   |    |    |     |   |                   |    |    |     |   |           |    |    |     |   |              |    |    |     |   |       |    |    |     |   |       |    |    |     |   |               |    |    |     |   |               |    |    |     |   |              |    |    |     |   |              |    |    |     |   |              |    |    |     |   |                |    |    |     |   |                     |    |    |     |   |                     |    |    |     |   |        |    |    |     |   |        |    |    |     |   |                |    |    |     |   |           |    |    |     |   |           |    |    |

Non-Div I Games: Montreal

97 48

Southern Va.

86 45

Wofford

Loss, Non-Conf, S Site, H Home A Away N Neutral

| Average RPI Win: 240      |                | WON-LOST       | WINNING         | LAST 10               | STRENGTH OF      | OPP. STRENGTH         | TEAM                           | ADJ. | CONF. | ADJ CONF. |
|---------------------------|----------------|----------------|-----------------|-----------------------|------------------|-----------------------|--------------------------------|------|-------|-----------|
| Average RPI Loss: 152     |                | RECORD         | PCT. RANK       | GAMES                 | SCHEDULE         | OF SCHEDULE           | RPI                            | RPI  | RPI   | RPI       |
| DIV. I ONLY               | 12- 16         | 200            | 5- 5            | 250                   | 229              | 225                   | 226                            | 23   | 23    |           |
| DIV. I NON-CONF.          | 4- 7           | 221            | 0- 1            | 170                   | 147              | 213                   | 216                            | 20   | 20    |           |
| TOTALS                    | RPI 1-25       | RPI 26-50      | W-L RECORDS     | RPI 51-100            | RPI 100+         |                       |                                |      |       |           |
| 12- 16                    | 0- 1           | 0- 1           | OVERALL         | 1- 2                  | 11- 12           |                       |                                |      |       |           |
| 6- 5                      | 0- 0           | 0- 0           | HOME            | 1- 0                  | 5- 5             |                       |                                |      |       |           |
| 5- 10                     | 0- 1           | 0- 1           | AWAY            | 0- 1                  | 5- 7             |                       |                                |      |       |           |
| 1- 1                      | 0- 0           | 0- 0           | NEUTRAL         | 0- 1                  | 1- 0             |                       |                                |      |       |           |
| 4- 7                      | 0- 1           | 0- 1           | NON-CONFERENCE  | 0- 1                  | 4- 4             |                       |                                |      |       |           |
| 1- 2                      | 0- 0           | 0- 0           | HOME            | 0- 0                  | 1- 2             |                       |                                |      |       |           |
| 2- 4                      | 0- 1           | 0- 1           | AWAY            | 0- 0                  | 2- 2             |                       |                                |      |       |           |
| 1- 1                      | 0- 0           | 0- 0           | NEUTRAL         | 0- 1                  | 1- 0             |                       |                                |      |       |           |
| 8- 9                      | 0- 0           | 0- 0           | CONFERENCE      | 1- 1                  | 7- 8             |                       |                                |      |       |           |
| 5- 3                      | 0- 0           | 0- 0           | HOME            | 1- 0                  | 4- 3             |                       |                                |      |       |           |
| 3- 6                      | 0- 0           | 0- 0           | AWAY            | 0- 1                  | 3- 5             |                       |                                |      |       |           |
| 0- 0                      | 0- 0           | 0- 0           | NEUTRAL         | 0- 0                  | 0- 0             |                       |                                |      |       |           |
| RPI S Opponent            | RPI 1-25 Score | RPI S Opponent | RPI 26-50 Score | RPI S Opponent        | RPI 51-100 Score | RPI S Opponent        | RPI 101+ Team's RPI: 226 Score |      |       |           |
| 8 A Ohio St.              | 48 79          | 36 A Virginia  | 56 74           | 83 A Wis. -Milwaukee  | 61 64            | 102 A Wis. -Green Bay | 56 68                          |      |       |           |
|                           |                |                |                 | 83 H Wis. -Milwaukee  | 69 67            | 102 H Wis. -Green Bay | 57 66                          |      |       |           |
|                           |                |                |                 | 98 N Montana          | 47 57            | 121 H Ball St.        | 77 74                          |      |       |           |
|                           |                |                |                 |                       |                  | 144 A Dayton          | 59 63                          |      |       |           |
|                           |                |                |                 |                       |                  | 183 H Marshall        | 66 72                          |      |       |           |
|                           |                |                |                 |                       |                  | 192 A Ill. -Chicago   | 69 59                          |      |       |           |
|                           |                |                |                 |                       |                  | 192 A Ill. -Chicago   | 78 80                          |      |       |           |
|                           |                |                |                 |                       |                  | 192 H Ill. -Chicago   | 68 53                          |      |       |           |
|                           |                |                |                 |                       |                  | 193 A Butler          | 67 71                          |      |       |           |
|                           |                |                |                 |                       |                  | 193 H Butler          | 56 78                          |      |       |           |
|                           |                |                |                 |                       |                  | 195 A Detroit         | 59 68                          |      |       |           |
|                           |                |                |                 |                       |                  | 195 H Detroit         | 45 55                          |      |       |           |
|                           |                |                |                 |                       |                  | 196 H Seton Hall      | 48 64                          |      |       |           |
|                           |                |                |                 |                       |                  | 201 A Toledo          | 66 69                          |      |       |           |
|                           |                |                |                 |                       |                  | 241 N Western Caro.   | 65 63                          |      |       |           |
|                           |                |                |                 |                       |                  | 258 A Longwood        | 80 77                          |      |       |           |
|                           |                |                |                 |                       |                  | 275 A Youngstown St.  | 67 60                          |      |       |           |
|                           |                |                |                 |                       |                  | 275 H Youngstown St.  | 65 62                          |      |       |           |
|                           |                |                |                 |                       |                  | 293 A Miami (Ohio)    | 70 60                          |      |       |           |
|                           |                |                |                 |                       |                  | 307 A Loyola (Ill.)   | 77 85                          |      |       |           |
|                           |                |                |                 |                       |                  | 307 H Loyola (Ill.)   | 80 55                          |      |       |           |
|                           |                |                |                 |                       |                  | 324 A Cleveland St.   | 65 52                          |      |       |           |
|                           |                |                |                 |                       |                  | 324 H Cleveland St.   | 59 51                          |      |       |           |
| LAST 10 Division I GAMES: |                |                |                 | 192 A Ill. -Chicago   | 78 80            | 8 A Ohio St.          | 48 79                          |      |       |           |
|                           |                |                |                 | 102 H Wis. -Green Bay | 57 66            | 275 A Youngstown St.  | 67 60                          |      |       |           |
|                           |                |                |                 | 324 H Cleveland St.   | 59 51            | 324 A Cleveland St.   | 65 52                          |      |       |           |
|                           |                |                |                 | 192 H Ill. -Chicago   | 68 53            | 193 A Butler          | 67 71                          |      |       |           |
|                           |                |                |                 | 195 H Detroit         | 45 55            | 83 H Wis. -Milwaukee  | 69 67                          |      |       |           |

Wright St.

Non-Div I Games:

Wright St.

Loss, 
Non-Conf, S Site, 
H Home
A Away 
N Neutral

Average RPI Win: 163  
Average RPI Loss: 33

WON-LOST  
RECORD

WINNING  
PCT. RANK

LAST 10  
GAMES

STRENGTH OF  
SCHEDULE

OPP. STRENGTH  
OF SCHEDULE

TEAM  
RPI

ADJ.  
RPI

CONF.  
RPI

ADJ CONF.  
RPI

|                  |       |    |      |     |     |    |    |   |   |
|------------------|-------|----|------|-----|-----|----|----|---|---|
| DIV. I ONLY      | 20- 9 | 57 | 6- 4 | 93  | 69  | 63 | 63 | 6 | 6 |
| DIV. I NON-CONF. | 10- 2 | 19 | 1- 1 | 161 | 188 | 61 | 63 | 7 | 7 |

| TOTALS | RPI 1-25 | RPI 26-50 | W-L RECORDS    | RPI 51-100 | RPI 100+ |
|--------|----------|-----------|----------------|------------|----------|
| 20- 9  | 1- 3     | 2- 4      | OVERALL        | 3- 2       | 14- 0    |
| 12- 4  | 0- 2     | 2- 1      | HOME           | 3- 1       | 7- 0     |
| 8- 4   | 1- 1     | 0- 2      | AWAY           | 0- 1       | 7- 0     |
| 0- 1   | 0- 0     | 0- 1      | NEUTRAL        | 0- 0       | 0- 0     |
| 10- 2  | 0- 0     | 0- 1      | NON-CONFERENCE | 2- 1       | 8- 0     |
| 6- 2   | 0- 0     | 0- 1      | HOME           | 2- 1       | 4- 0     |
| 4- 0   | 0- 0     | 0- 0      | AWAY           | 0- 0       | 4- 0     |
| 0- 0   | 0- 0     | 0- 0      | NEUTRAL        | 0- 0       | 0- 0     |
| 10- 7  | 1- 3     | 2- 3      | CONFERENCE     | 1- 1       | 6- 0     |
| 6- 2   | 0- 2     | 2- 0      | HOME           | 1- 0       | 3- 0     |
| 4- 4   | 1- 1     | 0- 2      | AWAY           | 0- 1       | 3- 0     |
| 0- 1   | 0- 0     | 0- 1      | NEUTRAL        | 0- 0       | 0- 0     |

| RPI S | RPI 1-25 | Opponent      | Score |
|-------|----------|---------------|-------|
| 15    | A        | Utah          | 47 55 |
| 15    | H        | Utah          | 67 69 |
| 22    | A        | Brigham Young | 57 56 |
| 22    | H        | Brigham Young | 44 60 |

| RPI S | RPI 26-50 | Opponent   | Score |
|-------|-----------|------------|-------|
| 26    | A         | TCU        | 59 67 |
| 26    | H         | TCU        | 68 67 |
| 26    | N         | TCU        | 55 63 |
| 30    | H         | Kansas St. | 55 65 |
| 32    | A         | New Mexico | 39 62 |
| 32    | H         | New Mexico | 59 52 |

| RPI S | RPI 51-100 | Opponent   | Score | Team's RPI: 63 |
|-------|------------|------------|-------|----------------|
| 61    | A          | UNLV       | 56 65 |                |
| 61    | H          | UNLV       | 53 50 |                |
| 73    | H          | Nebraska   | 67 72 |                |
| 98    | H          | Montana    | 50 45 |                |
| 100   | H          | Oregon St. | 67 49 |                |

| RPI S | RPI 101+ | Opponent       | Score |
|-------|----------|----------------|-------|
| 138   | A        | Air Force      | 64 55 |
| 138   | H        | Air Force      | 59 33 |
| 155   | A        | Denver         | 62 47 |
| 177   | H        | Idaho St.      | 78 60 |
| 184   | A        | Weber St.      | 51 36 |
| 187   | A        | Colorado St.   | 78 71 |
| 187   | H        | Colorado St.   | 87 80 |
| 198   | A        | Colorado       | 66 50 |
| 202   | H        | Boise St.      | 68 54 |
| 244   | H        | Northern Colo. | 71 47 |
| 262   | H        | Sacramento St. | 47 35 |
| 271   | A        | San Diego St.  | 64 53 |
| 271   | H        | San Diego St.  | 78 45 |
| 302   | A        | Utah St.       | 73 59 |

LAST 10 Division I GAMES:

|     |   |               |       |     |   |               |       |
|-----|---|---------------|-------|-----|---|---------------|-------|
| 73  | H | Nebraska      | 67 72 | 187 | A | Colorado St.  | 78 71 |
| 100 | H | Oregon St.    | 67 49 | 22  | A | Brigham Young | 57 56 |
| 26  | N | TCU           | 55 63 | 32  | H | New Mexico    | 59 52 |
| 15  | H | Utah          | 67 69 | 138 | H | Air Force     | 59 33 |
| 271 | H | San Diego St. | 78 45 | 26  | A | TCU           | 59 67 |

Wyoming

Wyoming

Non-Div I Games: Chadron St. 75 39

Wyoming

Loss, Non-Conf, S Site, H Home A Away N Neutral

Average RPI Win: 159  
Average RPI Loss: 61

WON-LOST  
RECORD

WINNING  
PCT. RANK

LAST 10  
GAMES

STRENGTH OF  
SCHEDULE

OPP. STRENGTH  
OF SCHEDULE

TEAM  
RPI

ADJ.  
RPI

CONF.  
RPI

ADJ CONF.  
RPI

DIV. I ONLY  
DIV. I NON-CONF.

21- 9  
10- 3

51  
41

7- 3  
1- 1

63  
64

96  
67

51  
29

51  
30

11  
9

10  
9

TOTALS

RPI 1-25

RPI 26-50

W-L RECORDS

RPI 51-100

RPI 100+

21- 9 0- 1

2- 3

OVERALL

4- 4

15- 1

14- 2 0- 0

2- 1

HOME

3- 1

9- 0

7- 7 0- 1

0- 2

AWAY

1- 3

6- 1

0- 0 0- 0

0- 0

NEUTRAL

0- 0

0- 0

10- 3 0- 1

1- 1

NON-CONFERENCE

3- 1

6- 0

8- 0 0- 0

1- 0

HOME

2- 0

5- 0

2- 3 0- 1

0- 1

AWAY

1- 1

1- 0

0- 0 0- 0

0- 0

NEUTRAL

0- 0

0- 0

11- 6 0- 0

1- 2

CONFERENCE

1- 3

9- 1

6- 2 0- 0

1- 1

HOME

1- 1

4- 0

5- 4 0- 0

0- 1

AWAY

0- 2

5- 1

0- 0 0- 0

0- 0

NEUTRAL

0- 0

0- 0

RPI 1-25

RPI 26-50

RPI 51-100 Team's RPI: 51

RPI 101+

RPI S Opponent Score  
4 A Maryland 68 93

RPI S Opponent Score  
27 H Florida St. 75 68  
29 A George Washington 58 64  
29 H George Washington 67 62  
34 H Temple 62 67  
40 A Villanova 47 59

RPI S Opponent Score  
53 A Louisville 64 78  
57 A Charlotte 72 76  
57 H Charlotte 55 63  
67 A St. Joseph's 67 70  
67 H St. Joseph's 63 52  
74 H Cincinnati 87 60  
85 A Auburn 60 58  
94 H South Carolina 70 65

RPI S Opponent Score  
108 A Coppin St. 86 46  
118 H Richmond 72 60  
144 A Dayton 87 70  
144 H Dayton 71 64  
158 H Robert Morris 93 51  
159 H Valparaiso 58 44  
162 A Duquesne 69 61  
175 H Massachusetts 77 50  
206 A La Salle 70 62  
212 A Rhode Island 66 68  
231 H Elon 62 51  
237 A Fordham 78 70  
250 H Eastern Ky. 82 49  
280 H St. Louis 77 61  
285 A St. Bonaventure 76 67  
299 H IPFW 77 49

LAST 10 Division I GAMES:

40 A Villanova 47 59  
94 H South Carolina 70 65  
67 A St. Joseph's 67 70  
144 H Dayton 71 64  
67 H St. Joseph's 63 52  
175 H Massachusetts 77 50  
206 A La Salle 70 62  
237 A Fordham 78 70  
57 H Charlotte 55 63  
29 H George Washington 67 62

X  
a  
v  
i  
e  
r

X  
a  
v  
i  
e  
r

Non-Div I Games:

Xavier

Loss, Non-Conf, S Site, H Home A Away N Neutral

| Through Games Of 2008 Final |                      |                 |                   |                |                      |                           |                  |                  |           |               |
|-----------------------------|----------------------|-----------------|-------------------|----------------|----------------------|---------------------------|------------------|------------------|-----------|---------------|
| Average RPI Win:            | 284                  | WON-LOST RECORD | WINNING PCT. RANK | LAST 10 GAMES  | STRENGTH OF SCHEDULE | OPP. STRENGTH OF SCHEDULE | TEAM RPI         | ADJ. RPI         | CONF. RPI | ADJ CONF. RPI |
| DIV. I ONLY                 | 3- 24                | 322             | 2- 8              | 231            | 274                  | 319                       | 317              | 26               | 25        |               |
| DIV. I NON-CONF.            | 1- 12                | 319             | 0- 0              | 175            | 231                  | 310                       | 307              | 26               | 26        |               |
| TOTALS                      | RPI 1-25             | RPI 26-50       | W-L RECORDS       | RPI 51-100     | RPI 100+             |                           |                  |                  |           |               |
| 3- 24                       | 0- 0                 | 0- 2            | OVERALL           | 0- 4           | 3- 18                |                           |                  |                  |           |               |
| 3- 8                        | 0- 0                 | 0- 0            | HOME              | 0- 1           | 3- 7                 |                           |                  |                  |           |               |
| 0- 14                       | 0- 0                 | 0- 2            | AWAY              | 0- 2           | 0- 10                |                           |                  |                  |           |               |
| 0- 2                        | 0- 0                 | 0- 0            | NEUTRAL           | 0- 1           | 0- 1                 |                           |                  |                  |           |               |
| 1- 12                       | 0- 0                 | 0- 2            | NON-CONFERENCE    | 0- 2           | 1- 8                 |                           |                  |                  |           |               |
| 1- 3                        | 0- 0                 | 0- 0            | HOME              | 0- 0           | 1- 3                 |                           |                  |                  |           |               |
| 0- 7                        | 0- 0                 | 0- 2            | AWAY              | 0- 1           | 0- 4                 |                           |                  |                  |           |               |
| 0- 2                        | 0- 0                 | 0- 0            | NEUTRAL           | 0- 1           | 0- 1                 |                           |                  |                  |           |               |
| 2- 12                       | 0- 0                 | 0- 0            | CONFERENCE        | 0- 2           | 2- 10                |                           |                  |                  |           |               |
| 2- 5                        | 0- 0                 | 0- 0            | HOME              | 0- 1           | 2- 4                 |                           |                  |                  |           |               |
| 0- 7                        | 0- 0                 | 0- 0            | AWAY              | 0- 1           | 0- 6                 |                           |                  |                  |           |               |
| 0- 0                        | 0- 0                 | 0- 0            | NEUTRAL           | 0- 0           | 0- 0                 |                           |                  |                  |           |               |
| RPI 1-25                    |                      | RPI 26-50       |                   | RPI 51-100     |                      | RPI 101+                  |                  | Team's RPI : 317 |           |               |
| RPI S                       | Opponent             | Score           | RPI S             | Opponent       | Score                | RPI S                     | Opponent         | Score            |           |               |
| 29                          | A George Washi ngton | 37 88           | 77                | A Dartmouth    | 60 77                | 105                       | A Pri nceton     | 52 67            |           |               |
| 36                          | A Vi rgi ni a        | 41 92           | 77                | H Dartmouth    | 51 64                | 105                       | H Pri nceton     | 37 53            |           |               |
|                             |                      |                 | 79                | N Boston U.    | 41 53                | 111                       | A Qui nni pi ac  | 47 62            |           |               |
|                             |                      |                 | 89                | A Sacred Heart | 51 74                | 124                       | A Del aware St.  | 48 58            |           |               |
|                             |                      |                 |                   |                |                      | 136                       | A Brown          | 52 67            |           |               |
|                             |                      |                 |                   |                |                      | 136                       | H Brown          | 47 51            |           |               |
|                             |                      |                 |                   |                |                      | 160                       | H New Hampshi re | 59 75            |           |               |
|                             |                      |                 |                   |                |                      | 209                       | A Harvard        | 48 55            |           |               |
|                             |                      |                 |                   |                |                      | 209                       | H Harvard        | 54 59            |           |               |
|                             |                      |                 |                   |                |                      | 228                       | A Provi dence    | 53 74            |           |               |
|                             |                      |                 |                   |                |                      | 237                       | H Fordham        | 53 59            |           |               |
|                             |                      |                 |                   |                |                      | 238                       | H Fai rfie ld    | 61 70            |           |               |
|                             |                      |                 |                   |                |                      | 270                       | A Cornel l       | 68 79            |           |               |
|                             |                      |                 |                   |                |                      | 270                       | H Cornel l       | 64 57            |           |               |
|                             |                      |                 |                   |                |                      | 277                       | H Lehi gh        | 66 61            |           |               |
|                             |                      |                 |                   |                |                      | 280                       | A St. Loui s     | 50 65            |           |               |
|                             |                      |                 |                   |                |                      | 304                       | A Penn           | 48 65            |           |               |
|                             |                      |                 |                   |                |                      | 304                       | H Penn           | 53 52            |           |               |
|                             |                      |                 |                   |                |                      | 310                       | N New Orle ans   | 50 54            |           |               |
|                             |                      |                 |                   |                |                      | 318                       | A Col umbi a     | 41 51            |           |               |
|                             |                      |                 |                   |                |                      | 318                       | H Col umbi a     | 57 59            |           |               |
| LAST 10 Div                 |                      |                 | ision I GAMES:    |                |                      |                           |                  |                  |           |               |
| 105                         | A Pri nceton         | 52 67           | 77                | H Dartmouth    | 51 64                |                           |                  |                  |           |               |
| 304                         | A Penn               | 48 65           | 270               | A Cornel l     | 68 79                |                           |                  |                  |           |               |
| 318                         | H Col umbi a         | 57 59           | 318               | A Col umbi a   | 41 51                |                           |                  |                  |           |               |
| 270                         | H Cornel l           | 64 57           | 304               | H Penn         | 53 52                |                           |                  |                  |           |               |
| 209                         | H Harvard            | 54 59           | 105               | H Pri nceton   | 37 53                |                           |                  |                  |           |               |

### Non-Div l Games:

Yal e

Loss, Non-Conf, S Site, H Home A Away N Neutral



|                           |                    |           |                 |                    |                |                   |                    |                  |               |          |       |                      |  |     |                           |  |     |          |  |     |          |  |     |           |  |    |               |  |    |
|---------------------------|--------------------|-----------|-----------------|--------------------|----------------|-------------------|--------------------|------------------|---------------|----------|-------|----------------------|--|-----|---------------------------|--|-----|----------|--|-----|----------|--|-----|-----------|--|----|---------------|--|----|
| Average RPI Win:          |                    | 263       | WON-LOST RECORD |                    | 8- 20          | WINNING PCT. RANK |                    | 272              | LAST 10 GAMES |          | 3- 7  | STRENGTH OF SCHEDULE |  | 200 | OPP. STRENGTH OF SCHEDULE |  | 263 | TEAM RPI |  | 277 | ADJ. RPI |  | 275 | CONF. RPI |  | 23 | ADJ CONF. RPI |  | 23 |
| Average RPI Loss:         |                    | 153       | WON-LOST RECORD |                    | 4- 7           | WINNING PCT. RANK |                    | 221              | LAST 10 GAMES |          | 0- 0  | STRENGTH OF SCHEDULE |  | 128 | OPP. STRENGTH OF SCHEDULE |  | 214 | TEAM RPI |  | 197 | ADJ. RPI |  | 195 | CONF. RPI |  | 20 | ADJ CONF. RPI |  | 20 |
| TOTALS                    |                    | RPI 1-25  | RPI 26-50       |                    | W-L RECORDS    |                   | RPI 51-100         |                  | RPI 100+      |          |       |                      |  |     |                           |  |     |          |  |     |          |  |     |           |  |    |               |  |    |
| 8- 20                     |                    | 0- 0      | 0- 1            |                    | OVERALL        |                   | 0- 4               |                  | 8- 15         |          |       |                      |  |     |                           |  |     |          |  |     |          |  |     |           |  |    |               |  |    |
| 5- 7                      |                    | 0- 0      | 0- 1            |                    | HOME           |                   | 0- 1               |                  | 5- 5          |          |       |                      |  |     |                           |  |     |          |  |     |          |  |     |           |  |    |               |  |    |
| 3- 12                     |                    | 0- 0      | 0- 0            |                    | AWAY           |                   | 0- 3               |                  | 3- 9          |          |       |                      |  |     |                           |  |     |          |  |     |          |  |     |           |  |    |               |  |    |
| 0- 1                      |                    | 0- 0      | 0- 0            |                    | NEUTRAL        |                   | 0- 0               |                  | 0- 1          |          |       |                      |  |     |                           |  |     |          |  |     |          |  |     |           |  |    |               |  |    |
| 4- 7                      |                    | 0- 0      | 0- 1            |                    | NON-CONFERENCE |                   | 0- 2               |                  | 4- 4          |          |       |                      |  |     |                           |  |     |          |  |     |          |  |     |           |  |    |               |  |    |
| 2- 2                      |                    | 0- 0      | 0- 1            |                    | HOME           |                   | 0- 0               |                  | 2- 1          |          |       |                      |  |     |                           |  |     |          |  |     |          |  |     |           |  |    |               |  |    |
| 2- 4                      |                    | 0- 0      | 0- 0            |                    | AWAY           |                   | 0- 2               |                  | 2- 2          |          |       |                      |  |     |                           |  |     |          |  |     |          |  |     |           |  |    |               |  |    |
| 0- 1                      |                    | 0- 0      | 0- 0            |                    | NEUTRAL        |                   | 0- 0               |                  | 0- 1          |          |       |                      |  |     |                           |  |     |          |  |     |          |  |     |           |  |    |               |  |    |
| 4- 13                     |                    | 0- 0      | 0- 0            |                    | CONFERENCE     |                   | 0- 2               |                  | 4- 11         |          |       |                      |  |     |                           |  |     |          |  |     |          |  |     |           |  |    |               |  |    |
| 3- 5                      |                    | 0- 0      | 0- 0            |                    | HOME           |                   | 0- 1               |                  | 3- 4          |          |       |                      |  |     |                           |  |     |          |  |     |          |  |     |           |  |    |               |  |    |
| 1- 8                      |                    | 0- 0      | 0- 0            |                    | AWAY           |                   | 0- 1               |                  | 1- 7          |          |       |                      |  |     |                           |  |     |          |  |     |          |  |     |           |  |    |               |  |    |
| 0- 0                      |                    | 0- 0      | 0- 0            |                    | NEUTRAL        |                   | 0- 0               |                  | 0- 0          |          |       |                      |  |     |                           |  |     |          |  |     |          |  |     |           |  |    |               |  |    |
| RPI 1-25                  |                    | RPI 26-50 |                 | RPI 51-100         |                | RPI 101+          |                    | Team's RPI : 275 |               |          |       |                      |  |     |                           |  |     |          |  |     |          |  |     |           |  |    |               |  |    |
| RPI S                     | Opponent           | Score     | RPI S           | Opponent           | Score          | RPI S             | Opponent           | Score            | RPI S         | Opponent | Score |                      |  |     |                           |  |     |          |  |     |          |  |     |           |  |    |               |  |    |
| 47                        | H Indiana St.      | 57 96     | 54              | A Indiana          | 38 74          | 102               | A Wi s. -Green Bay | 69 81            |               |          |       |                      |  |     |                           |  |     |          |  |     |          |  |     |           |  |    |               |  |    |
|                           |                    |           | 72              | A Eastern Mi ch.   | 48 69          | 102               | A Wi s. -Green Bay | 53 63            |               |          |       |                      |  |     |                           |  |     |          |  |     |          |  |     |           |  |    |               |  |    |
|                           |                    |           | 83              | A Wi s. -Milwaukee | 44 67          | 102               | H Wi s. -Green Bay | 49 74            |               |          |       |                      |  |     |                           |  |     |          |  |     |          |  |     |           |  |    |               |  |    |
|                           |                    |           | 83              | H Wi s. -Milwaukee | 59 64          | 108               | H Coppi n St.      | 69 62            |               |          |       |                      |  |     |                           |  |     |          |  |     |          |  |     |           |  |    |               |  |    |
|                           |                    |           |                 |                    |                | 127               | H Oakl and         | 54 61            |               |          |       |                      |  |     |                           |  |     |          |  |     |          |  |     |           |  |    |               |  |    |
|                           |                    |           |                 |                    |                | 151               | N IUPUI            | 50 53            |               |          |       |                      |  |     |                           |  |     |          |  |     |          |  |     |           |  |    |               |  |    |
|                           |                    |           |                 |                    |                | 158               | A Robert Morris    | 60 68            |               |          |       |                      |  |     |                           |  |     |          |  |     |          |  |     |           |  |    |               |  |    |
|                           |                    |           |                 |                    |                | 192               | A III . -Chi cago  | 64 74            |               |          |       |                      |  |     |                           |  |     |          |  |     |          |  |     |           |  |    |               |  |    |
|                           |                    |           |                 |                    |                | 192               | H III . -Chi cago  | 49 68            |               |          |       |                      |  |     |                           |  |     |          |  |     |          |  |     |           |  |    |               |  |    |
|                           |                    |           |                 |                    |                | 193               | A Butler           | 55 78            |               |          |       |                      |  |     |                           |  |     |          |  |     |          |  |     |           |  |    |               |  |    |
|                           |                    |           |                 |                    |                | 193               | H Butler           | 71 63            |               |          |       |                      |  |     |                           |  |     |          |  |     |          |  |     |           |  |    |               |  |    |
|                           |                    |           |                 |                    |                | 195               | A Detroit t        | 62 69            |               |          |       |                      |  |     |                           |  |     |          |  |     |          |  |     |           |  |    |               |  |    |
|                           |                    |           |                 |                    |                | 195               | H Detroit t        | 48 77            |               |          |       |                      |  |     |                           |  |     |          |  |     |          |  |     |           |  |    |               |  |    |
|                           |                    |           |                 |                    |                | 226               | A Wright St.       | 62 65            |               |          |       |                      |  |     |                           |  |     |          |  |     |          |  |     |           |  |    |               |  |    |
|                           |                    |           |                 |                    |                | 226               | H Wright St.       | 60 67            |               |          |       |                      |  |     |                           |  |     |          |  |     |          |  |     |           |  |    |               |  |    |
|                           |                    |           |                 |                    |                | 246               | A Buffal o         | 40 53            |               |          |       |                      |  |     |                           |  |     |          |  |     |          |  |     |           |  |    |               |  |    |
|                           |                    |           |                 |                    |                | 266               | A Ohi o            | 69 59            |               |          |       |                      |  |     |                           |  |     |          |  |     |          |  |     |           |  |    |               |  |    |
|                           |                    |           |                 |                    |                | 280               | H St. Louis        | 80 71            |               |          |       |                      |  |     |                           |  |     |          |  |     |          |  |     |           |  |    |               |  |    |
|                           |                    |           |                 |                    |                | 301               | A Akron            | 58 50            |               |          |       |                      |  |     |                           |  |     |          |  |     |          |  |     |           |  |    |               |  |    |
|                           |                    |           |                 |                    |                | 307               | A Loyol a (III.)   | 65 75            |               |          |       |                      |  |     |                           |  |     |          |  |     |          |  |     |           |  |    |               |  |    |
|                           |                    |           |                 |                    |                | 307               | H Loyol a (III.)   | 60 54            |               |          |       |                      |  |     |                           |  |     |          |  |     |          |  |     |           |  |    |               |  |    |
|                           |                    |           |                 |                    |                | 324               | A Clevel and St.   | 72 54            |               |          |       |                      |  |     |                           |  |     |          |  |     |          |  |     |           |  |    |               |  |    |
|                           |                    |           |                 |                    |                | 324               | H Clevel and St.   | 68 56            |               |          |       |                      |  |     |                           |  |     |          |  |     |          |  |     |           |  |    |               |  |    |
| LAST 10 Division I GAMES: |                    |           |                 |                    |                |                   |                    |                  |               |          |       |                      |  |     |                           |  |     |          |  |     |          |  |     |           |  |    |               |  |    |
| 102                       | A Wi s. -Green Bay | 53 63     | 192             | H III . -Chi cago  | 49 68          |                   |                    |                  |               |          |       |                      |  |     |                           |  |     |          |  |     |          |  |     |           |  |    |               |  |    |
| 307                       | H Loyol a (III.)   | 60 54     | 226             | H Wright St.       | 60 67          |                   |                    |                  |               |          |       |                      |  |     |                           |  |     |          |  |     |          |  |     |           |  |    |               |  |    |
| 83                        | A Wi s. -Milwaukee | 44 67     | 193             | H Butler           | 71 63          |                   |                    |                  |               |          |       |                      |  |     |                           |  |     |          |  |     |          |  |     |           |  |    |               |  |    |
| 102                       | A Wi s. -Green Bay | 69 81     | 192             | A III . -Chi cago  | 64 74          |                   |                    |                  |               |          |       |                      |  |     |                           |  |     |          |  |     |          |  |     |           |  |    |               |  |    |
| 324                       | A Clevel and St.   | 72 54     | 307             | A Loyol a (III.)   | 65 75          |                   |                    |                  |               |          |       |                      |  |     |                           |  |     |          |  |     |          |  |     |           |  |    |               |  |    |

### Non-Div I Games:

Youngstown St.

Loss, Non-Conf, S Site, H Home A Away N Neutral