

SOS w/in Conf

(7)

RPI	S	Opponent	Score
167	H	La Salle	77 68 1210
181	H	Nicholls St.	113 77 1114
293	H	Columbia	75 60 1110
314	N	Lafayette	104 57 1117

V
ill
a
n
o
v
a

GmDte OT

DIV. I ONLY

DIV. I NON-CONF.

21- 3

12- 1

8

3

26

51

4

28

3

7

Quadrant 1

OVERALL

HOME

AWAY

NEUTRAL

NON-CONFERENCE

5-3

3-0

2-2

0-1

1-1

Quadrant 2

5-0

4-0

1-0

0-0

3-0

Quadrant 3

7-0

5-0

2-0

0-0

5-0

Quadrant 4

4-0

3-0

0-0

1-0

3-0

TOTALS

21- 3

15- 0

5- 2

1- 1

12- 1

Q1: (H:1-30)(N:1-50)(A:1-75)

5-3 overall, 1-1 non_conference

Q2: (H:31-75)(N:51-100)(A:(76-135)

5-0 overall, 3-0 non_conference

Q3: (H:76-160)(N:101-200)(A:136-240)

7-0 overall, 5-0 non_conference

Q4: (H:161+)(N:201+)(A:241+)

4-0 overall, 3-0 non_conference

RPI

S

Opponent

Score

2

A

Villanova

65 89 0110

11

H

Cincinnati

89 76 1202

17

A

Seton Hall

73 64 0120

23

H

Creighton

92 70 0113

25

H

Butler

86 79 0102

27

A

Providence

72 81 0106

43

N

Arizona St.

86 102 1124

60

A

Marquette

91 87 1227

RPI

S

Opponent

Score

60

H

Marquette

89 70 0124

61

H

ETSU

68 66 1216

64

H

Colorado

96 69 1209

68

H

Rider

101 75 1113

94

A

St. John's (NY)

73 68 0130

RPI

S

Opponent

Score

92

H

Baylor

76 63 1128

94

H

St. John's (NY)

88 82 0117

114

H

Marshall

81 77 1219

152

H

Georgetown

96 91 0203

155

H

Kent St.

96 70 1206

162

A

UNI

77 67 1222

163

A

Wisconsin

80 70 1116

RPI

S

Opponent

Score

175

H

DePaul

77 72 1230

205

N

George Washington

83 64 1123

272

H

Morehead St.

101 49 1110

313

H

Hampton

96 60 1120

Non-Div I Games:

SOS w/in Conf

.68104

(6)

RPI	S Opponent	Score
195	H Western Caro.	85 57 1110
200	H N.C. A&T	87 63 1112
229	N Ohio	81 76 1116
258	H Texas Southern	84 77 1124
291	H Samford	81 59 1205

C
le
m
s
o
n

GmDte	OT
-------	----

RPI	S	Opponent	Score
164	H	Winthrop	119 85 1124
172	H	UAB	85 80 1209
207	H	George Mason	79 63 1203
230	H	Gardner-Webb	80 55 1206
248	H	Cornell	98 77 1230
289	H	Norfolk St.	102 74 1110

GmDte	OT
-------	----

DIV. I ONLY	23- 2	3	62	29	7
DIV. I NON-CONF.	11- 2	15	105	11	26
Quadrant 1		Quadrant 2	Quadrant 3	Quadrant 4	TOTALS
OVERALL	6-2	5-0	4-0	8-0	23- 2
HOME	1-0	3-0	2-0	8-0	14- 0
AWAY	3-0	2-0	2-0	0-0	7- 0
NEUTRAL	2-2	0-0	0-0	0-0	2- 2
NON-CONFERENCE	4-2	0-0	1-0	6-0	11- 2
Q1: (H:1-30)(N:1-50)(A:1-75) 6-2 overall, 4-2 non_conference		Q2: (H:31-75)(N:51-100)(A:76-135) 5-0 overall, 0-0 non_conference	Q3: (H:76-160)(N:101-200)(A:136-240) 4-0 overall, 1-0 non_conference	Q4: (H:161+)(N:201+)(A:241+) 8-0 overall, 6-0 non_conference	
RPI S Opponent Score	RPI S Opponent Score	RPI S Opponent Score	RPI S Opponent Score	RPI S Opponent Score	
13 N Tennessee 75 78 1122	31 H Michigan 92 88 0125	99 H Northwestern 74 69 1203	163 H Wisconsin 78 50 0116		
18 N Arizona 89 64 1124	55 H Maryland 75 67 0131	115 H Lipscomb 98 66 1230	187 H Valparaiso 80 50 1207		
25 N Butler 82 67 1216	58 H Nebraska 74 62 0106	148 A Iowa 87 64 0120	188 H Tennessee St. 97 48 1221		
26 H Louisville 66 57 1128	117 A Minnesota 81 47 0113	197 A Rutgers 78 76 0203	197 H Rutgers 82 51 0103		
31 A Michigan 70 69 0109	121 A Indiana 74 67 0128		199 H Fairfield 106 64 1118		
50 N Western Ky. 73 77 1123			250 H SIUE 105 74 1110		
55 A Maryland 80 75 1201			316 H IUPUI 86 61 1210		
60 A Marquette 86 71 1114			333 H Chicago St. 111 42 1112		

Non-Div I Games:

DIV. I ONLY	21- 2	5	78	68	11
DIV. I NON-CONF.	11- 2	15	159	102	30
Quadrant 1		Quadrant 2		Quadrant 3	Quadrant 4
OVERALL	4-2	7-0	2-0	8-0	21- 2
HOME	0-0	4-0	1-0	7-0	12- 0
AWAY	3-1	2-0	0-0	1-0	6- 1
NEUTRAL	1-1	1-0	1-0	0-0	3- 1
NON-CONFERENCE	2-2	2-0	1-0	6-0	11- 2
Q1: (H:1-30)(N:1-50)(A:1-75) 4-2 overall, 2-2 non_conference		Q2: (H:31-75)(N:51-100)(A:76-135) 7-0 overall, 2-0 non_conference		Q3: (H:76-160)(N:101-200)(A:136-240) 2-0 overall, 1-0 non_conference	
RPI S Opponent Score		RPI S Opponent Score		RPI S Opponent Score	
3 A Xavier 76 89 1202		34 H Temple 75 42 0124		123 H Memphis 82 48 1231	
32 N Buffalo 73 67 1120		42 H Houston 80 70 0131		185 N Richmond 75 48 1121	
34 A Temple 55 53 0104		57 H Mississippi St. 65 50 1212		195 H Western Caro. 102 51 1113	
49 N Florida 60 66 1209		66 N Wyoming 78 53 1122		198 H Savannah St. 107 77 1110	
54 A UCLA 77 63 1216		69 H SMU 76 56 0107		273 H East Carolina 86 60 0120	
73 A UCF 49 38 0116		98 A UConn 65 57 0203		286 A South Fla. 78 55 0113	
		123 A Memphis 62 48 0127		297 H Ark.-Pine Bluff 77 49 1219	
				326 H Cleveland St. 81 62 1221	
				339 H Coppin St. 97 54 1116	
				341 H Alabama St. 83 51 1127	

Non-Div I Games:

DIV. I ONLY		20- 4	13	45	74	12
DIV. I NON-CONF.		11- 3	43	21	50	12
Quadrant 1		Quadrant 2		Quadrant 3		Quadrant 4
OVERALL	1-3	4-0		12-1		3-0
HOME	1-0	2-0		8-0		0-0
AWAY	0-2	1-0		4-0		3-0
NEUTRAL	0-1	1-0		0-1		0-0
NON-CONFERENCE	1-2	1-0		8-1		1-0
Q1: (H:1-30)(N:1-50)(A:1-75) 1-3 overall, 1-2 non_conference		Q2: (H:31-75)(N:51-100)(A:76-135) 4-0 overall, 1-0 non_conference		Q3: (H:76-160)(N:101-200)(A:136-240) 12-1 overall, 8-1 non_conference		Q4: (H:161+)(N:201+)(A:241+) 3-0 overall, 1-0 non_conference
RPI S Opponent Score	RPI S Opponent Score		RPI S Opponent Score		RPI S Opponent Score	
6 H Rhode Island 88 81 1113	37 H Boise St. 74 68 0120		76 H Illinois St. 98 68 1129		247 A Air Force 86 75 0106	
15 A Texas Tech 76 82 1205	66 H Wyoming 92 83 0103		84 H UC Davis 88 73 1219		274 A Santa Clara 93 63 1115	
29 N TCU 80 84 1208	89 N Southern Ill. 86 64 1222		102 H Fresno St. 102 92 0131		301 A San Jose St. 71 54 0117	
66 A Wyoming 103 104 0124	102 A Fresno St. 80 65 1227		131 H Davidson 81 68 1121			
			138 H Radford 77 62 1217			
			139 A UC Irvine 76 65 1202			
			143 A Pacific 89 74 1118			
			146 H Utah St. 83 57 0113			
			149 H Idaho 88 64 1110			
			160 H New Mexico 77 74 1230			
			165 N San Francisco 64 66 1223			
			190 A Hawaii 67 54 1124			
			192 A Colorado St. 76 67 0203			

Non-Div I Games:

Non-Div I Games:

Texastech

■ Loss, ■ Non-Conf, S Site, H Home, A Away, N Neutral

Section Hall

Section Hall

M
i
a
m
i
(F
L)







DIV. I ONLY				17- 5				24				41				57				19											
DIV. I NON-CONF.				11- 1				9				113				182				22											
Quadrant 1				Quadrant 2				Quadrant 3				Quadrant 4				TOTALS															
OVERALL				4-4				2-0				5-1				6-0				17- 5											
HOME				1-1				1-0				0-0				6-0				8- 1											
AWAY				2-2				1-0				3-1				0-0				6- 3											
NEUTRAL				1-1				0-0				2-0				0-0				3- 1											
NON-CONFERENCE				1-1				1-0				4-0				5-0				11- 1											
Q1: (H:1-30)(N:1-50)(A:1-75) 4-4 overall, 1-1 non_conference								Q2: (H:31-75)(N:51-100)(A:76-135) 2-0 overall, 1-0 non_conference								Q3: (H:76-160)(N:101-200)(A:136-240) 5-1 overall, 4-0 non_conference								Q4: (H:161+)(N:201+)(A:241+) 6-0 overall, 5-0 non_conference							
RPI	S	Opponent	Score		RPI	S	Opponent	Score		RPI	S	Opponent	Score		RPI	S	Opponent	Score													
4	A	Clemson	63	72	0113	40	H	Florida St.	80 74 0107	140	A	Georgia Tech	54	64	0103	179	H	Pittsburgh	69 57 0131												
8	H	Duke	75	83	0115	117	A	Minnesota	86 81 1129	167	N	La Salle	57	46	1122	212	H	North Florida	86 65 1125												
22	N	Middle Tenn.	84	81	1225					171	N	Princeton	80	52	1202	213	H	Boston U.	69 54 1205												
26	H	Louisville	78	75	0124					179	A	Pittsburgh	67	53	1230	223	H	Navy	89 55 1112												
40	A	Florida St.	94	103	0127					190	A	Hawaii	75	57	1222	230	H	Gardner-Webb	77 45 1110												
45	N	New Mexico St.	54	63	1223					205	A	George Washington	59	50	1216	343	H	Florida A&M	90 59 1116												
62	A	NC State	86	81	0121																										
67	A	Virginia Tech	84	75	0203																										

M
i
a
m
i
(F
L)

Non-Div I Games:

DIV. I ONLY				22- 3				7				111				35				21											
DIV. I NON-CONF.				12- 1				3				263				24				36											
Quadrant 1				Quadrant 2				Quadrant 3				Quadrant 4				TOTALS															
OVERALL				2-2				4-1				7-0				9-0				22- 3											
HOME				0-0				2-1				3-0				9-0				14- 1											
AWAY				1-1				1-0				2-0				0-0				4- 1											
NEUTRAL				1-1				1-0				2-0				0-0				4- 1											
NON-CONFERENCE				1-1				1-0				3-0				7-0				12- 1											
Q1: (H:1-30)(N:1-50)(A:1-75) 2-2 overall, 1-1 non_conference								Q2: (H:31-75)(N:51-100)(A:(76-135) 4-1 overall, 1-0 non_conference								Q3: (H:76-160)(N:101-200)(A:136-240) 7-0 overall, 3-0 non_conference								Q4: (H:161+)(N:201+)(A:241+) 9-0 overall, 7-0 non_conference							
RPI	S	Opponent	Score		RPI	S	Opponent	Score		RPI	S	Opponent	Score		RPI	S	Opponent	Score													
8	N	Duke	81	88	1114	31	H Michigan	72	82	0113	81	H Notre Dame	81	63	1130	163	H Wisconsin	76	61	0126											
10	N	North Carolina	63	45	1126	55	H Maryland	91	61	0104	104	H Penn St.	76	68	0131	197	H Rutgers	76	72	0110											
20	A	Ohio St.	64	80	0107	58	H Nebraska	86	57	1203	121	H Indiana	85	57	0119	198	H Savannah St.	108	52	1231											
55	A	Maryland	74	68	0128	98	N UConn	77	57	1124	142	N Oakland	86	73	1216	201	H Long Beach St.	102	60	1221											
						121	A Indiana	63	60	0203	154	A Illinois	87	74	0122	212	H North Florida	98	66	1110											
											175	N DePaul	73	51	1123	238	H Stony Brook	93	71	1119											
											197	A Rutgers	62	52	1205	264	H Southern Utah	88	63	1209											
																326	H Cleveland St.	111	61	1229											
																336	H Houston Baptist	107	62	1218											

Non-Div I Games:

RPI	S	Opponent	Score
202		UTSA	75 51 0125
203		Southern Miss.	69 49 0113
245		Fla. Atlantic	61 57 0106
294		FIU	71 66 0104
307		UTEP	81 50 0127
308		Charlotte	78 73 0203

Middle Tennessee

Non-Div I Games: Treverca Nazaren	104	52
-----------------------------------	-----	----

C
r
e
i
g
h
t
o
n

■ Loss, ■ Non-Conf, S Site, H Home, A Away, N Neutral

DIV. I ONLY

DIV. I NON-CONF.

17- 7

10- 3

53

46

36

90

17

37

25

41

Quadrant 1

OVERALL

HOME

AWAY

NEUTRAL

NON-CONFERENCE

3-7

1-1

1-4

1-2

1-3

Quadrant 2

2-0

2-0

0-0

0-0

1-0

Quadrant 3

6-0

3-0

2-0

1-0

3-0

Quadrant 4

6-0

6-0

0-0

0-0

5-0

TOTALS

17- 7

12- 1

3- 4

2- 2

10- 3

Q1: (H:1-30)(N:1-50)(A:1-75)

3-7 overall, 1-3 non_conference

Q2: (H:31-75)(N:51-100)(A:76-135)

2-0 overall, 1-0 non_conference

Q3: (H:76-160)(N:101-200)(A:136-240)

6-0 overall, 3-0 non_conference

Q4: (H:161+)(N:201+)(A:241+)

6-0 overall, 5-0 non_conference

RPI

S

Opponent

Score

2

H

Villanova

101 93 1230

3

A

Xavier

79 86 0102

7

N

Purdue

67 82 1216

17

H

Seton Hall

87 90 0106

20

N

Ohio St.

67 66 1126

23

A

Creighton

74 85 0109

27

A

Providence

60 70 0115

36

N

Texas

48 61 1123

55

A

Maryland

65 79 1115

60

A

Marquette

92 72 0131

RPI

S

Opponent

Score

56

H

Utah

81 69 1205

60

H

Marquette

94 83 0112

RPI

S

Opponent

Score

94

H

St. John's (NY)

70 45 0127

108

H

Furman

82 65 1118

145

H

Saint Louis

75 45 1202

151

N

Portland St.

71 69 1124

152

A

Georgetown

91 89 1227

175

A

DePaul

79 67 0120

RPI

S

Opponent

Score

171

H

Princeton

85 75 1112

175

H

DePaul

80 57 0203

272

H

Morehead St.

85 69 1219

290

H

Western Ill.

107 46 1221

312

H

Kennesaw St.

82 64 1110

319

H

Youngstown St.

95 67 1209

B

u

t

t

e

r

B

u

t

t

e

r

Non-Div I Games:

Louisville

■ Loss, ■ Non-Conf, S Site, H Home, A Away, N Neutral

DIV. I ONLY				15- 8				78				14				31				27											
DIV. I NON-CONF.				9- 4				85				57				104				55											
Quadrant 1				Quadrant 2				Quadrant 3				Quadrant 4				TOTALS															
OVERALL				5-5				2-1				4-2				4-0				15- 8											
HOME				3-0				1-1				2-1				4-0				10- 2											
AWAY				1-4				1-0				1-1				0-0				3- 5											
NEUTRAL				1-1				0-0				1-0				0-0				2- 1											
NON-CONFERENCE				1-2				1-0				3-2				4-0				9- 4											
Q1: (H:1-30)(N:1-50)(A:1-75) 5-5 overall, 1-2 non_conference								Q2: (H:31-75)(N:51-100)(A:76-135) 2-1 overall, 1-0 non_conference								Q3: (H:76-160)(N:101-200)(A:136-240) 4-2 overall, 3-2 non_conference								Q4: (H:161+)(N:201+)(A:241+) 4-0 overall, 4-0 non_conference							
RPI	S	Opponent	Score	RPI	S	Opponent	Score	RPI	S	Opponent	Score	RPI	S	Opponent	Score																
2	A	Villanova	69 89 0123	60	H	Marquette	90 95 0103	77	H	Belmont	66 65 1122	226	H	Brown	77 72 1206																
3	H	Xavier	81 72 0106	68	H	Rider	88 84 1129	79	H	Boston College	86 66 1125	238	H	Stony Brook	62 60 1217																
6	A	Rhode Island	68 75 1202	94	A	St. John's (NY)	94 72 1228	117	H	Minnesota	74 86 1113	328	H	Sacred Heart	89 75 1222																
17	A	Seton Hall	57 73 0131					145	N	Saint Louis	90 63 1117	336	H	Houston Baptist	84 55 1110																
23	A	Creighton	64 83 1231					175	A	DePaul	71 64 0112																				
23	H	Creighton	85 71 0120					194	A	Massachusetts	63 72 1209																				
25	H	Butler	70 60 0115																												
38	N	Washington	77 70 1116																												
42	N	Houston	59 70 1220																												
60	A	Marquette	77 75 0203																												

Non-Div I Games:

DIV. I ONLY		17- 5	24	63	47	28
DIV. I NON-CONF.		10- 2	31	80	18	27
Quadrant 1		Quadrant 2		Quadrant 3		Quadrant 4
OVERALL	0-3	9-2		3-0		5-0
HOME	0-1	4-1		2-0		4-0
AWAY	0-2	4-0		0-0		1-0
NEUTRAL	0-0	1-1		1-0		0-0
NON-CONFERENCE	0-1	5-1		2-0		3-0
Q1: (H:1-30)(N:1-50)(A:1-75) 0-3 overall, 0-1 non_conference		Q2: (H:31-75)(N:51-100)(A:76-135) 9-2 overall, 5-1 non_conference		Q3: (H:76-160)(N:101-200)(A:136-240) 3-0 overall, 2-0 non_conference		Q4: (H:161+)(N:201+)(A:241+) 5-0 overall, 3-0 non_conference
RPI S Opponent Score	RPI S Opponent Score		RPI S Opponent Score		RPI S Opponent Score	
14 H Oklahoma 83 91 1216	42 H Houston 81 63 0104		100 H Tulsa 90 71 0128		198 H Savannah St. 112 66 1128	
34 A Temple 79 81 0201	60 N Marquette 80 66 1121		135 H FGCU 75 65 1222		268 H UMKC 109 57 1110	
42 A Houston 59 73 0120	65 H South Dakota St. 95 85 1205		183 N California 92 82 1120		273 A East Carolina 95 60 0111	
	69 H SMU 78 83 0117				275 H Arkansas St. 89 80 1219	
	73 H UCF 81 62 0125				286 H South Fla. 95 57 0107	
	74 H Col. of Charleston 81 63 1113					
	81 N Notre Dame 66 67 1122					
	83 A Oklahoma St. 78 66 1209					
	92 A Baylor 69 62 1202					
	98 A UConn 72 62 1230					
	100 A Tulsa 72 69 0113					

Non-Div I Games:

DIV. I ONLY				15- 8				78				10				12				30											
DIV. I NON-CONF.				11- 2				15				16				53				4											
Quadrant 1				Quadrant 2				Quadrant 3				Quadrant 4				TOTALS															
OVERALL				2-6				5-2				4-0				4-0				15- 8											
HOME				0-0				4-2				3-0				4-0				11- 2											
AWAY				1-5				0-0				0-0				0-0				1- 5											
NEUTRAL				1-1				1-0				1-0				0-0				3- 1											
NON-CONFERENCE				2-2				2-0				3-0				4-0				11- 2											
Q1: (H:1-30)(N:1-50)(A:1-75) 2-6 overall, 2-2 non_conference								Q2: (H:31-75)(N:51-100)(A:76-135) 5-2 overall, 2-0 non_conference								Q3: (H:76-160)(N:101-200)(A:136-240) 4-0 overall, 3-0 non_conference								Q4: (H:161+)(N:201+)(A:241+) 4-0 overall, 4-0 non_conference							
RPI	S	Opponent	Score				RPI	S	Opponent	Score				RPI	S	Opponent	Score				RPI	S	Opponent	Score							
9	A	Kansas	68	79	0127				32	H	Buffalo	89	73	1221	82	H	Ole Miss	71	69	0116	198	H	Savannah St.	113	66	1213					
13	A	Tennessee	62	75	0113				33	H	Missouri	60	49	0120	87	H	UC Santa Barbara	84	65	1117	214	H	UTRGV	78	60	1130					
16	A	Kentucky	73	74	0109				41	H	Arkansas	80	66	0130	104	N	Penn St.	98	87	1121	266	H	Prairie View	73	53	1209					
18	N	Arizona	64	67	1205				49	H	Florida	66	83	0102	124	H	Northern Ky.	64	58	1219	329	H	Pepperdine	81	65	1124					
35	N	West Virginia	88	65	1110				63	H	South Carolina	83	60	0203																	
39	A	Alabama	57	79	1230				75	H	LSU	68	69	0106																	
44	A	Southern California	75	59	1126				83	N	Oklahoma St.	72	55	1120																	
75	A	LSU	65	77	0123																										

Non-Div I Games:

Texas A & M

Texas A & M

DIV. I ONLY				18- 6				34				65				49				31											
DIV. I NON-CONF.				10- 2				31				245				76				54											
Quadrant 1				Quadrant 2				Quadrant 3				Quadrant 4				TOTALS															
OVERALL 2-5				2-1				6-0				8-0				18- 6															
HOME 0-1				2-0				4-0				7-0				13- 1															
AWAY 2-4				0-0				1-0				0-0				3- 4															
NEUTRAL 0-0				0-1				1-0				1-0				2- 1															
NON-CONFERENCE 1-1				1-1				1-0				7-0				10- 2															
Q1: (H:1-30)(N:1-50)(A:1-75) 2-5 overall, 1-1 non_conference								Q2: (H:31-75)(N:51-100)(A:76-135) 2-1 overall, 1-1 non_conference								Q3: (H:76-160)(N:101-200)(A:136-240) 6-0 overall, 1-0 non_conference								Q4: (H:161+)(N:201+)(A:241+) 8-0 overall, 7-0 non_conference							
RPI	S	Opponent	Score		RPI	S	Opponent	Score		RPI	S	Opponent	Score		RPI	S	Opponent	Score													
7	H	Purdue	69	70	0109	54	H	UCLA	78 69 1209	99	H	Northwestern	58 47 0129	166	H	Central Mich.	72 65 1113														
7	A	Purdue	88	92	0125	55	H	Maryland	68 67 0115	107	N	VCU	68 60 1122	197	H	Rutgers	62 47 0121														
10	A	North Carolina	71	86	1129	75	N	LSU	75 77 1120	117	H	Minnesota	76 73 0203	203	H	Southern Miss.	61 47 1116														
20	A	Ohio St.	62	71	1204					121	H	Indiana	69 55 1202	212	H	North Florida	86 66 1111														
21	A	Michigan St.	82	72	0113					148	A	Iowa	75 68 0102	271	H	Jacksonville	76 51 1230														
36	A	Texas	59	52	1212					154	H	Illinois	79 69 0106	288	N	Detroit Mercy	90 58 1216														
58	A	Nebraska	52	72	0118									321	H	UC Riverside	87 42 1126														
														348	H	Alabama A&M	97 47 1221														

Non-Div I Games: Chaminade 102 64

RPI	S	Opponent	Score		
189	H	Robert Morris	86	70	1216
191	H	Eastern Mich.	83	69	0123
206	H	Jacksonville St.	81	76	1115
242	A	Delaware	75	72	1206
243	H	NJIT	86	81	1228
244	H	Northern Ill.	95	67	0116
253	A	Akron	87	65	0109

88	54
----	----

M
i
s
s
o
u
r
i

DIV. I ONLY				14- 8				90				12				21				33											
DIV. I NON-CONF.				9- 3				59				72				67				31											
Quadrant 1				Quadrant 2				Quadrant 3				Quadrant 4				TOTALS															
OVERALL 5-6				2-1				4-1				3-0				14- 8															
HOME 2-1				1-1				4-0				2-0				9- 2															
AWAY 3-4				0-0				0-0				0-0				3- 4															
NEUTRAL 0-1				1-0				0-1				1-0				2- 2															
NON-CONFERENCE 1-2				1-0				4-1				3-0				9- 3															
Q1: (H:1-30)(N:1-50)(A:1-75) 5-6 overall, 1-2 non_conference								Q2: (H:31-75)(N:51-100)(A:76-135) 2-1 overall, 1-0 non_conference								Q3: (H:76-160)(N:101-200)(A:136-240) 4-1 overall, 4-1 non_conference								Q4: (H:161+)(N:201+)(A:241+) 3-0 overall, 3-0 non_conference							
RPI	S	Opponent	Score					RPI	S	Opponent	Score					RPI	S	Opponent	Score												
5	H	Auburn	73	91	0124			49	H	Florida	75	77	0106			91	H	Wagner	99	55	1113										
13	H	Tennessee	59	55	0117			59	H	Georgia	68	56	0110			105	H	Iowa St.	74	59	1110										
16	H	Kentucky	69	60	0203			94	N	St. John's (NY)	90	82	1124			112	H	Miami (OH)	70	51	1205										
30	A	Texas A&M	49	60	0120										141	H	SFA	82	81	1219											
35	N	West Virginia	79	83	1126										154	N	Illinois	64	70	1223											
39	A	Alabama	69	60	0131																										
41	A	Arkansas	63	65	0113																										
56	A	Utah	59	77	1116																										
57	A	Mississippi St.	62	74	0127																										
63	A	South Carolina	79	68	0103																										
73	A	UCF	62	59	1130																										

M
i
s
s
o
u
r
i

Non-Div I Games: Emnoria St 67 62

DIV. I ONLY

DIV. I NON-CONF.

17- 6

11- 2

35

15

56

229

34

52

35

64

Quadrant 1

OVERALL

HOME

AWAY

NEUTRAL

NON-CONFERENCE

4-5

2-2

1-2

1-1

2-2

Quadrant 2

4-1

2-0

1-1

1-0

1-0

Quadrant 3

2-0

1-0

1-0

0-0

1-0

Quadrant 4

7-0

6-0

0-0

1-0

7-0

TOTALS

17- 6

11- 2

3- 3

3- 1

11- 2

Q1: (H:1-30)(N:1-50)(A:1-75)

4-5 overall, 2-2 non_conference

Q2: (H:31-75)(N:51-100)(A:76-135)

4-1 overall, 1-0 non_conference

Q3: (H:76-160)(N:101-200)(A:136-240)

2-0 overall, 1-0 non_conference

Q4: (H:161+)(N:201+)(A:241+)

7-0 overall, 7-0 non_conference

RPI

S

Opponent

Score

1

H

Virginia

68 61 1205

9

H

Kansas

66 71 0115

14

H

Oklahoma

89 76 0106

15

A

Texas Tech

71 72 0113

16

H

Kentucky

76 83 0127

29

A

TCU

73 82 0122

30

N

Texas A&M

65 88 1110

33

N

Missouri

83 79 1126

70

A

Kansas St.

77 69 0101

RPI

S

Opponent

Score

36

H

Texas

86 51 0120

70

H

Kansas St.

89 51 0203

73

N

UCF

83 45 1124

83

A

Oklahoma St.

85 79 1229

105

A

Iowa St.

77 93 0131

RPI

S

Opponent

Score

92

H

Baylor

57 54 0109

179

A

Pittsburgh

69 60 1209

RPI

S

Opponent

Score

201

H

Long Beach St.

91 62 1120

243

H

NJIT

102 69 1130

267

H

Fordham

86 69 1223

320

N

Marist

84 78 1123

323

H

American

98 64 1115

332

H

Morgan St.

111 48 1118

339

H

Coppin St.

77 38 1220

Non-Div I Games:

DIV. I ONLY

DIV. I NON-CONF.

15- 8

10- 3

78

46

16

77

22

42

36

40

Quadrant 1

OVERALL

HOME

AWAY

NEUTRAL

NON-CONFERENCE

5-5

3-1

1-2

1-2

2-2

Quadrant 2

2-3

0-1

2-2

0-0

1-1

Quadrant 3

4-0

4-0

0-0

0-0

3-0

Quadrant 4

4-0

4-0

0-0

0-0

4-0

TOTALS

15- 8

11- 2

3- 4

1- 2

10- 3

Q1: (H:1-30)(N:1-50)(A:1-75)

5-5 overall, 2-2 non_conference

Q2: (H:31-75)(N:51-100)(A:76-135)

2-3 overall, 1-1 non_conference

Q3: (H:76-160)(N:101-200)(A:136-240)

4-0 overall, 3-0 non_conference

Q4: (H:161+)(N:201+)(A:241+)

4-0 overall, 4-0 non_conference

RPI

S

Opponent

Score

8

N

Duke

78 85 1124

9

H

Kansas

86 92 1229

14

H

Oklahoma

79 74 0203

15

H

Texas Tech

67 58 0117

15

A

Texas Tech

71 73 0131

25

N

Butler

61 48 1123

29

H

TCU

99 98 0110

35

A

West Virginia

51 86 0120

39

A

Alabama

66 50 1222

46

N

Gonzaga

71 76 1126

RPI

S

Opponent

Score

31

H

Michigan

52 59 1212

83

A

Oklahoma St.

64 65 0113

92

A

Baylor

60 69 0106

105

A

Iowa St.

74 70 0101

107

A

VCU

71 67 1205

RPI

S

Opponent

Score

82

H

Ole Miss

85 72 0127

105

H

Iowa St.

73 57 0122

115

H

Lipscomb

80 57 1118

158

H

Louisiana Tech

75 60 1216

RPI

S

Opponent

Score

188

H

Tennessee St.

47 46 1218

300

H

New Hampshire

78 60 1114

343

H

Florida A&M

82 58 1129

346

H

Northwestern St.

105 59 1110

Non-Div I Games:

Boise St

■ Loss, ■ Non-Conf, S Site, H Home, A Away, N Neutral

DIV. I ONLY		17- 6		35		35		72		38					
DIV. I NON-CONF.		10- 3		46		32		206		38					
Quadrant 1		Quadrant 2		Quadrant 3		Quadrant 4		TOTALS							
OVERALL	4-3	1-2		4-1		8-0		17- 6							
HOME	1-0	1-1		3-1		8-0		13- 2							
AWAY	3-2	0-0		1-0		0-0		4- 2							
NEUTRAL	0-1	0-1		0-0		0-0		0- 2							
NON-CONFERENCE	1-1	0-2		3-0		6-0		10- 3							
Q1: (H:1-30)(N:1-50)(A:1-75) 4-3 overall, 1-1 non_conference				Q2: (H:31-75)(N:51-100)(A:76-135) 1-2 overall, 0-2 non_conference				Q3: (H:76-160)(N:101-200)(A:136-240) 4-1 overall, 3-0 non_conference				Q4: (H:161+)(N:201+)(A:241+) 8-0 overall, 6-0 non_conference			
RPI	S	Opponent	Score	RPI	S	Opponent	Score	RPI	S	Opponent	Score	RPI	S	Opponent	Score
9	A	Kansas	74 65 1206	43	H	Arizona St.	68 64 0201	77	H	Belmont	86 82 1110	168	H	Seattle U	89 84 1124
18	H	Arizona	78 75 0203	46	H	Gonzaga	70 97 1210	80	H	Stanford	64 73 0113	169	H	Washington St.	80 62 0128
27	N	Providence	70 77 1116	67	N	Virginia Tech	79 103 1117	84	H	UC Davis	77 70 1126	173	H	Eastern Wash.	79 69 1112
44	A	Southern California	88 81 1229					88	H	Montana	66 63 1222	183	H	California	66 56 0111
54	A	UCLA	53 74 1231					169	A	Washington St.	70 65 0106	240	H	Omaha	86 73 1203
56	A	Utah	62 70 0118									283	H	Loyola Marymount	80 78 1217
64	A	Colorado	72 62 0120									298	H	Bethune-Cookman	106 55 1219
												312	H	Kennesaw St.	85 71 1128

Non-Div I Games:

DIV. I ONLY

DIV. I NON-CONF.

15- 8

9- 4

78

85

15

20

11

30

39

32

Quadrant 1

OVERALL

HOME

AWAY

NEUTRAL

NON-CONFERENCE

6-2

4-0

2-2

0-0

2-1

Quadrant 2

3-5

2-3

0-2

1-0

1-2

Quadrant 3

4-1

3-0

0-0

1-1

4-1

Quadrant 4

2-0

1-0

0-0

1-0

2-0

TOTALS

15- 8

10- 3

2- 4

3- 1

9- 4

Q1: (H:1-30)(N:1-50)(A:1-75)

6-2 overall, 2-1 non_conference

Q2: (H:31-75)(N:51-100)(A:76-135)

3-5 overall, 1-2 non_conference

Q3: (H:76-160)(N:101-200)(A:136-240)

4-1 overall, 4-1 non_conference

Q4: (H:161+)(N:201+)(A:241+)

2-0 overall, 2-0 non_conference

RPI

S

Opponent

Score

5

H

Auburn

76 71 0117

6

H

Rhode Island

68 64 1206

14

H

Oklahoma

80 73 0127

18

A

Arizona

82 88 1209

30

H

Texas A&M

79 57 1230

49

A

Florida

68 50 0203

59

A

Georgia

46 65 0106

75

A

LSU

74 66 0113

RPI

S

Opponent

Score

33

H

Missouri

60 69 0131

36

H

Texas

50 66 1222

57

H

Mississippi St.

68 62 0120

63

H

South Carolina

76 62 0109

71

N

BYU

71 59 1124

73

H

UCF

62 65 1203

82

A

Ole Miss

66 78 0123

120

A

Vanderbilt

75 76 0102

RPI

S

Opponent

Score

115

H

Lipscomb

86 64 1114

117

N

Minnesota

84 89 1125

123

N

Memphis

82 70 1110

153

H

UT Arlington

77 76 1121

158

H

Louisiana Tech

77 74 1129

RPI

S

Opponent

Score

216

N

Mercer

80 79 1219

348

H

Alabama A&M

104 67 1117

Non-Div I Games:

DIV. I ONLY				17- 5				24				113				89				42											
DIV. I NON-CONF.				10- 2				31				257				131				61											
Quadrant 1				Quadrant 2				Quadrant 3				Quadrant 4				TOTALS															
OVERALL				3-3				2-1				3-0				9-1				17- 5											
HOME				1-0				2-0				1-0				6-0				10- 0											
AWAY				1-3				0-1				1-0				3-0				5- 4											
NEUTRAL				1-0				0-0				1-0				0-1				2- 1											
NON-CONFERENCE				1-1				1-0				2-0				6-1				10- 2											
Q1: (H:1-30)(N:1-50)(A:1-75) 3-3 overall, 1-1 non_conference								Q2: (H:31-75)(N:51-100)(A:76-135) 2-1 overall, 1-0 non_conference								Q3: (H:76-160)(N:101-200)(A:136-240) 3-0 overall, 2-0 non_conference								Q4: (H:161+)(N:201+)(A:241+) 9-1 overall, 6-1 non_conference							
RPI	S	Opponent	Score		RPI	S	Opponent	Score		RPI	S	Opponent	Score		RPI	S	Opponent	Score													
11	A	Cincinnati	70	80	0131	34	H	Temple	76 73 1230	100	H	Tulsa	104 71 0111	199	H	Fairfield	88	66	1206												
27	N	Providence	70	59	1220	41	H	Arkansas	91 65 1202	116	N	Wake Forest	78 73 1119	220	N	Drexel	80	84	1117												
28	A	Wichita St.	63	81	0104	130	A	Tulane	72 81 0117	145	A	Saint Louis	77 58 1209	237	H	New Orleans	75	66	1129												
28	H	Wichita St.	73	59	0120									252	A	Liberty	68	66	1118												
73	A	UCF	69	65	0203									266	H	Prairie View	92	72	1217												
75	A	LSU	77	80	1213									273	A	East Carolina	65	49	0114												
														286	A	South Fla.	79	60	1228												
														286	H	South Fla.	63	40	0128												
														309	H	McNeese	81	53	1110												
														349	H	Incarnate Word	97	58	1125												

Non-Div I Games:

Southern California

■ Loss, ■ Non-Conf, S Site, H Home, A Away, N Neutral

DIV. I ONLY		17- 3	11	156	124	45
DIV. I NON-CONF.		10- 3	46	100	65	33
Quadrant 1		Quadrant 2		Quadrant 3		Quadrant 4
OVERALL	1-2	0-0		8-1		8-0
HOME	0-0	0-0		2-1		5-0
AWAY	0-1	0-0		4-0		3-0
NEUTRAL	1-1	0-0		2-0		0-0
NON-CONFERENCE	1-2	0-0		5-1		4-0
Q1: (H:1-30)(N:1-50)(A:1-75) 1-2 overall, 1-2 non_conference		Q2: (H:31-75)(N:51-100)(A:76-135) 0-0 overall, 0-0 non_conference		Q3: (H:76-160)(N:101-200)(A:136-240) 8-1 overall, 5-1 non_conference		Q4: (H:161+)(N:201+)(A:241+) 8-0 overall, 4-0 non_conference
RPI S Opponent Score	RPI S Opponent Score		RPI S Opponent Score		RPI S Opponent Score	
19 N Miami (FL) 63 54 1223			78 H Utah Valley 86 59 0120		168 H Seattle U 75 62 0118	
24 A Saint Mary's (CA) 74 92 1113			131 N Davidson 69 68 1222		192 H Colorado St. 89 76 1122	
44 N Southern California 72 77 1225			132 H San Diego 60 65 1206		214 H UTRGV 90 67 0203	
			139 A UC Irvine 65 60 1228		266 H Prairie View 69 57 1203	
			154 N Illinois 74 69 1216		268 A UMKC 73 48 0127	
			160 H New Mexico 75 56 1117		307 H UTEP 72 63 1125	
			160 A New Mexico 65 62 1209		307 A UTEP 80 60 1130	
			208 A Grand Canyon 70 59 0111		333 A Chicago St. 97 60 0106	
			231 A CSU Bakersfield 66 53 0113			

Non-Div I Games:	East Central	81 55	Northern N M	71 45	Eastern N M	84 62
------------------	--------------	-------	--------------	-------	-------------	-------

DIV. I ONLY

DIV. I NON-CONF.

21- 4

10- 3

12

46

150

107

93

26

46

37

Quadrant 1

OVERALL 4-3

HOME 1-1

AWAY 1-0

NEUTRAL 2-2

NON-CONFERENCE 4-2

Quadrant 2

1-1

1-0

0-1

0-0

0-1

Quadrant 3

5-0

3-0

2-0

0-0

1-0

Quadrant 4

11-0

8-0

3-0

0-0

5-0

TOTALS

21- 4

13- 1

6- 1

2- 2

10- 3

Q1: (H:1-30)(N:1-50)(A:1-75)

4-3 overall, 4-2 non_conference

Q2: (H:31-75)(N:51-100)(A:76-135)

1-1 overall, 0-1 non_conference

Q3: (H:76-160)(N:101-200)(A:136-240)

5-0 overall, 1-0 non_conference

Q4: (H:161+)(N:201+)(A:241+)

11-0 overall, 5-0 non_conference

RPI

S

Opponent

Score

2

N

Villanova

72 88 1205

20

N

Ohio St.

86 59 1123

23

H

Creighton

91 74 1201

24

H

Saint Mary's (CA)

71 74 0118

36

N

Texas

76 71 1126

38

A

Washington

97 70 1210

49

N

Florida

105 111 1124

RPI

S

Opponent

Score

71

H

BYU

68 60 0203

126

A

San Diego St.

70 72 1221

RPI

S

Opponent

Score

132

H

San Diego

69 59 0201

143

H

Pacific

81 48 1228

146

H

Utah St.

79 66 1118

165

A

San Francisco

75 65 0113

228

A

Portland

95 79 0125

RPI

S

Opponent

Score

165

H

San Francisco

82 73 0127

218

H

North Dakota

89 83 1216

228

H

Portland

103 57 0111

258

H

Texas Southern

97 69 1110

274

H

Santa Clara

101 52 1230

274

A

Santa Clara

75 60 0120

283

A

Loyola Marymount

85 66 0106

316

H

IUPUI

101 71 1218

329

A

Pepperdine

89 59 0104

334

H

Howard

106 69 1114

349

H

Incarnate Word

103 68 1129

Non-Div I Games:

S
y
r
a
c
u
s
e

■ Loss, ■ Non-Conf, S Site, H Home, A Away, N Neutral

DIV. I ONLY				16- 6				44				104				99				48											
DIV. I NON-CONF.				10- 2				31				63				115				24											
Quadrant 1				Quadrant 2				Quadrant 3				Quadrant 4				TOTALS															
OVERALL				2-2				3-2				3-1				8-1				16- 6											
HOME				0-0				0-0				1-0				7-1				8- 1											
AWAY				2-1				1-2				2-1				1-0				6- 4											
NEUTRAL				0-1				2-0				0-0				0-0				2- 1											
NON-CONFERENCE				2-1				3-0				1-0				4-1				10- 2											
Q1: (H:1-30)(N:1-50)(A:1-75) 2-2 overall, 2-1 non_conference								Q2: (H:31-75)(N:51-100)(A:76-135) 3-2 overall, 3-0 non_conference								Q3: (H:76-160)(N:101-200)(A:136-240) 3-1 overall, 1-0 non_conference								Q4: (H:161+)(N:201+)(A:241+) 8-1 overall, 4-1 non_conference							
RPI	S	Opponent	Score		RPI	S	Opponent	Score		RPI	S	Opponent	Score		RPI	S	Opponent	Score													
6	A	Rhode Island	73	87	0113	51	N	Vermont	81	79	1216	85	H	Northeastern	84	65	1220	170	H	Niagara	75	77	1110								
29	N	TCU	79	89	1125	55	N	Maryland	63	61	1124	195	A	Saint Joseph's	78	85	0106	194	H	Massachusetts	98	78	1230								
32	A	Buffalo	73	62	1202	111	A	Dayton	72	82	0103	207	A	George Mason	85	69	0131	195	H	Saint Joseph's	70	67	0124								
47	A	Syracuse	60	57	1222	128	A	Canisius	73	65	1206	217	A	Duquesne	84	81	0203	205	H	George Washington	70	52	0128								
						131	A	Davidson	73	83	0119							232	H	Yale	75	67	1209								
																		267	H	Fordham	77	61	0110								
																		287	A	Siena	75	55	1129								
																		315	H	Jackson St.	72	58	1118								
																		335	H	UMES	96	48	1120								

Non-Div I Games:

DIV. I ONLY		15- 8	78	32	7	49
DIV. I NON-CONF.		9- 4	85	40	47	58
Quadrant 1		Quadrant 2		Quadrant 3		Quadrant 4
OVERALL	5-3	3-5		2-0		5-0
HOME	0-0	2-4		2-0		5-0
AWAY	3-1	0-1		0-0		0-0
NEUTRAL	2-2	1-0		0-0		0-0
NON-CONFERENCE	2-2	1-2		1-0		5-0
Q1: (H:1-30)(N:1-50)(A:1-75)		Q2: (H:31-75)(N:51-100)(A:76-135)		Q3: (H:76-160)(N:101-200)(A:136-240)		Q4: (H:161+)(N:201+)(A:241+)
5-3 overall, 2-2 non_conference		3-5 overall, 1-2 non_conference		2-0 overall, 1-0 non_conference		5-0 overall, 5-0 non_conference
RPI	S	Opponent	Score	RPI	S	Opponent
4	N	Clemson	69 71 1216	39	H	Alabama
8	N	Duke	84 87 1126	40	H	Florida St.
11	N	Cincinnati	66 60 1209	41	H	Arkansas
16	A	Kentucky	66 64 0120	52	H	Loyola Chicago
30	A	Texas A&M	83 66 0102	57	H	Mississippi St.
33	A	Missouri	77 75 0106	63	H	South Carolina
46	N	Gonzaga	111 105 1124	80	N	Stanford
59	A	Georgia	60 72 0130	82	A	Ole Miss
RPI	S	Opponent	Score	RPI	S	Opponent
92	H	Baylor	81 60 0127	212	H	North Florida
120	H	Vanderbilt	81 74 1230	230	H	Gardner-Webb
				292	H	James Madison
				300	H	New Hampshire
				349	H	Incarnate Word

Non-Div I Games:

DIV. I ONLY				18- 5				21				167				227				51											
DIV. I NON-CONF.				9- 5				109				152				145				57											
Quadrant 1				Quadrant 2				Quadrant 3				Quadrant 4				TOTALS															
OVERALL 0-3				1-2				8-0				9-0				18- 5															
HOME 0-0				0-0				2-0				4-0				6- 0															
AWAY 0-2				0-2				5-0				4-0				9- 4															
NEUTRAL 0-1				1-0				1-0				1-0				3- 1															
NON-CONFERENCE 0-3				1-2				4-0				4-0				9- 5															
Q1: (H:1-30)(N:1-50)(A:1-75) 0-3 overall, 0-3 non_conference								Q2: (H:31-75)(N:51-100)(A:76-135) 1-2 overall, 1-2 non_conference								Q3: (H:76-160)(N:101-200)(A:136-240) 8-0 overall, 4-0 non_conference								Q4: (H:161+)(N:201+)(A:241+) 9-0 overall, 4-0 non_conference							
RPI	S	Opponent	Score		RPI	S	Opponent	Score		RPI	S	Opponent	Score		RPI	S	Opponent	Score													
16	A	Kentucky	69	73	1112	85	A	Northeastern	67	71	1209	124	N	Northern Ky.	66	64	1119	225	N	Coastal Caro.	80	67	1118								
48	N	St. Bonaventure	79	81	1216	90	A	Bucknell	77	81	1202	137	H	Albany (NY)	61	50	0124	238	H	Stony Brook	73	62	0113								
60	A	Marquette	81	91	1205	97	N	Bradley	65	64	1117	157	H	UMBC	71	56	0106	284	H	Quinnipiac	80	73	1221								
												157	A	UMBC	81	53	0203	287	H	Siena	81	57	1211								
												176	A	Harvard	62	56	0102	299	A	UMass Lowell	88	77	0104								
												185	A	Richmond	71	65	1129	300	A	New Hampshire	67	56	0118								
												210	A	Hartford	76	53	0121	322	A	Binghamton	68	54	0131								
												232	A	Yale	79	73	1125	330	H	Maine	83	62	0115								
																		342	A	Dartmouth	91	78	0110								

Non-Div I Games: Me -Fort Kent 90 54

RPI	S	Opponent	Score	RPI	S	Opponent	Score	RPI	S	Opponent	Score	RPI	S	Opponent	Score
37	A	Boise St.	53 87 1128	76	A	Illinois St.	68 61 0110	89	H	Southern Ill.	79 65 0117	161	H	Indiana St.	57 61 0103
49	A	Florida	65 59 1206	97	A	Bradley	67 69 0131	93	H	Wright St.	84 80 1110	162	H	UNI	70 47 0128
				118	A	Missouri St.	59 64 1222	97	H	Bradley	81 65 0113	221	H	Ill.-Chicago	85 61 1202
								113	H	Evansville	66 59 1230	254	A	Milwaukee	56 73 1216
								118	H	Missouri St.	97 75 0203	268	A	UMKC	66 56 1116
								147	A	Drake	80 57 0124	285	N	UNCW	102 78 1124
								155	N	Kent St.	75 60 1125	289	H	Norfolk St.	80 52 1209
								162	A	UNI	56 50 0107	291	H	Samford	88 67 1119
								187	A	Valparaiso	70 54 0121	350	H	Mississippi Val.	63 50 1121

DIV. I ONLY		18- 3	10	252	156	53					
DIV. I NON-CONF.		8- 3	75	142	90	45					
Quadrant 1		Quadrant 2		Quadrant 3		Quadrant 4		TOTALS			
OVERALL	0-1	0-2		6-0		12-0		18- 3			
HOME	0-0	0-0		0-0		9-0		9- 0			
AWAY	0-1	0-1		4-0		3-0		7- 2			
NEUTRAL	0-0	0-1		2-0		0-0		2- 1			
NON-CONFERENCE	0-1	0-2		4-0		4-0		8- 3			
Q1: (H:1-30)(N:1-50)(A:1-75) 0-1 overall, 0-1 non_conference		Q2: (H:31-75)(N:51-100)(A:76-135) 0-2 overall, 0-2 non_conference		Q3: (H:76-160)(N:101-200)(A:136-240) 6-0 overall, 4-0 non_conference		Q4: (H:161+)(N:201+)(A:241+) 12-0 overall, 4-0 non_conference					
RPI	S	Opponent	Score	RPI	S	Opponent	Score	RPI	S	Opponent	Score
4	A	Clemson	60 89 1222	66	N	Wyoming	61 70 1121	148	N	Iowa	80 71 1120
				82	A	Ole Miss	76 94 1110	153	A	UT Arlington	77 65 0118
								158	A	Louisiana Tech	75 71 1212
								181	A	Nicholls St.	105 80 1201
								185	N	Richmond	82 76 1122
								239	A	Texas St.	80 55 0120
										</	

Non-Div I Games: Louisiana Col 113 58 I ovola (I A) 98 56

U
C
L
A

■ Loss, ■ Non-Conf, S Site, H Home, A Away, N Neutral

RPI	S	Opponent	Score
7	H	Purdue	75 80 1201
7	A	Purdue	67 75 0131
20	A	Ohio St.	69 91 0111
21	A	Michigan St.	61 91 0104
21	H	Michigan St.	68 74 0128
25	H	Butler	79 65 1115
31	A	Michigan	67 68 0115
47	A	Syracuse	70 72 1127
48	N	St. Bonaventure	61 63 1124

RPI	S	Opponent	Score
121	A	Indiana	68 71 0122

RPI	S	Opponent	Score
90	H	Bucknell	80 78 1118
104	H	Penn St.	75 69 0102
117	H	Minnesota	77 66 0118
148	H	Iowa	91 73 0107
154	A	Illinois	92 91 1203
157	H	UMBC	66 45 1229
160	N	New Mexico	80 65 1125

RPI	S	Opponent	Score
163	H	Wisconsin	68 63 0204
229	H	Ohio	87 62 1207
230	H	Gardner-Webb	82 60 1209
238	N	Stony Brook	76 61 1110
269	H	Fairleigh Dickinson	75 50 1221
315	H	Jackson St.	76 45 1120
335	H	UMES	96 43 1112

Non-Div I Games: Catholic	76	59
---------------------------	----	----

DIV. I ONLY

DIV. I NON-CONF.

13- 9

8- 3

119

75

47

208

58

133

56

88

Quadrant 1

OVERALL

HOME

AWAY

NEUTRAL

NON-CONFERENCE

1-7

0-1

1-6

0-0

0-2

Quadrant 2

4-1

2-1

1-0

1-0

2-0

Quadrant 3

2-1

0-0

1-0

1-1

1-1

Quadrant 4

6-0

6-0

0-0

0-0

5-0

TOTALS

13- 9

8- 2

3- 6

2- 1

8- 3

Q1: (H:1-30)(N:1-50)(A:1-75)

1-7 overall, 0-2 non_conference

Q2: (H:31-75)(N:51-100)(A:76-135)

4-1 overall, 2-0 non_conference

Q3: (H:76-160)(N:101-200)(A:136-240)

2-1 overall, 1-1 non_conference

Q4: (H:161+)(N:201+)(A:241+)

6-0 overall, 5-0 non_conference

RPI

S

Opponent

Score

18

H

Arizona

82 94 0104

18

A

Arizona

73 74 0127

25

A

Butler

69 81 1205

43

A

Arizona St.

80 77 0125

44

A

Southern California

67 84 0114

54

A

UCLA

64 83 0111

64

A

Colorado

55 67 0202

71

A

BYU

65 77 1216

RPI

S

Opponent

Score

33

H

Missouri

77 59 1116

38

H

Washington

70 62 0118

43

H

Arizona St.

77 80 0107

82

N

Ole Miss

83 74 1120

95

A

Oregon

66 56 1229

RPI

S

Opponent

Score

146

N

Utah St.

77 67 1209

150

N

UNLV

58 85 1122

184

A

Oregon St.

66 64 1231

RPI

S

Opponent

Score

169

H

Washington St.

82 69 0121

173

H

Eastern Wash.

85 69 1124

190

H

Hawaii

80 60 1202

266

H

Prairie View

83 62 1110

346

H

Northwestern St.

84 62 1220

350

H

Mississippi Val.

91 51 1113

Non-Div I Games:

Nebraska

■ Loss, ■ Non-Conf, S Site, H Home, A Away, N Neutral

Georgia

GmDte OT

Marquette

DIV. I ONLY

DIV. I NON-CONF.

13- 10

9- 3

136

59

8

131

27

84

60

85

Quadrant 1

OVERALL

HOME

AWAY

NEUTRAL

NON-CONFERENCE

2-9

1-5

1-3

0-1

0-2

Quadrant 2

2-1

1-1

0-0

1-0

2-1

Quadrant 3

3-0

1-0

1-0

1-0

2-0

Quadrant 4

6-0

6-0

0-0

0-0

5-0

TOTALS

13- 10

9- 6

2- 3

2- 1

9- 3

Q1: (H:1-30)(N:1-50)(A:1-75)

2-9 overall, 0-2 non_conference

Q2: (H:31-75)(N:51-100)(A:76-135)

2-1 overall, 2-1 non_conference

Q3: (H:76-160)(N:101-200)(A:136-240)

3-0 overall, 2-0 non_conference

Q4: (H:161+)(N:201+)(A:241+)

6-0 overall, 5-0 non_conference

RPI

S

Opponent

Score

2

A

Villanova

90 100 0106

2

H

Villanova

82 85 0128

3

H

Xavier

87 91 1227

3

A

Xavier

70 89 0124

7

H

Purdue

71 86 1114

17

H

Seton Hall

84 64 0109

25

A

Butler

83 94 0112

25

H

Butler

72 92 0131

27

A

Providence

95 90 0103

27

H

Providence

75 77 0203

28

N

Wichita St.

66 80 1121

RPI

S

Opponent

Score

51

H

Vermont

91 81 1205

59

H

Georgia

66 73 1202

75

N

LSU

94 84 1122

RPI

S

Opponent

Score

107

N

VCU

94 83 1120

152

H

Georgetown

74 65 1230

163

A

Wisconsin

82 63 1209

RPI

S

Opponent

Score

175

H

DePaul

70 52 0115

227

H

Mt. St. Mary's

80 59 1110

244

H

Northern Ill.

79 70 1218

276

H

Eastern Ill.

86 83 1127

323

H

American

92 51 1221

333

H

Chicago St.

95 69 1129

Marquette

Non-Div I Games:

N
C
St
at
e

■ Loss, ■ Non-Conf, S Site, H Home, A Away, N Neutral

South Carolina (RPI: 63 KPI: 60, SOR: 83, AVG: 68.67) (BPI: 93, POM: 78, SAG: 69, AVG: 80) (AVG: 74.33)

Average RPI Win:

148

WON-

WINNING

Average RPI Loss:

38

LOST

PCT. RANK

STRENGTH OF SCHEDULE

38

64

OPP. STRENGTH OF SCHEDULE

2

22

TEAM RPI

63

49

Through Games Of February 4, 2018

SOS w/in Conf

.62596

(9)

DIV. I ONLY	12- 10	148	38	2	63
DIV. I NON-CONF.	8- 4	95	64	22	49

Quadrant 1

Quadrant 2

Quadrant 3

Quadrant 4

TOTALS

OVERALL	3-6	2-4	3-0	4-0	12- 10
HOME	1-2	1-2	2-0	2-0	6- 4
AWAY	2-3	1-1	0-0	1-0	4- 4
NEUTRAL	0-1	0-1	1-0	1-0	2- 2
NON-CONFERENCE	0-3	2-1	2-0	4-0	8- 4

Q1: (H:1-30)(N:1-50)(A:1-75)

3-6 overall, 0-3 non_conference

Q2: (H:31-75)(N:51-100)(A:76-135)

2-4 overall, 2-1 non_conference

Q3: (H:76-160)(N:101-200)(A:136-240)

3-0 overall, 2-0 non_conference

Q4: (H:161+)(N:201+)(A:241+)

4-0 overall, 4-0 non_conference

RPI	S	Opponent	Score
4	A	Clemson	48 64 1219
13	H	Tennessee	63 70 0120
15	H	Texas Tech	63 70 0127
16	H	Kentucky	76 68 0116
30	A	Texas A&M	60 83 0203
34	N	Temple	60 76 1130
39	A	Alabama	62 76 0109
49	A	Florida	77 72 0124
59	A	Georgia	64 57 0113

RPI	S	Opponent	Score
33	H	Missouri	68 79 0103
57	H	Mississippi St.	76 81 0131
66	H	Wyoming	80 64 1206
76	N	Illinois St.	65 69 1116
82	A	Ole Miss	69 74 1231
133	A	Wofford	73 52 1110

RPI	S	Opponent	Score
120	H	Vanderbilt	71 60 0106
159	H	Western Mich.	78 60 1113
159	N	Western Mich.	79 66 1119

RPI	S	Opponent	Score
194	H	Massachusetts	76 70 1202
225	H	Coastal Caro.	80 78 1209
294	A	FIU	78 61 1127
307	N	UTEP	80 56 1117

South Carolina a

Non-Div I Games: Limestone 74 45

DIV. I ONLY				13- 10				136				31				63				64											
DIV. I NON-CONF.				8- 4				95				135				122				107											
Quadrant 1				Quadrant 2				Quadrant 3				Quadrant 4				TOTALS															
OVERALL				2-4				3-2				3-4				5-0				13- 10											
HOME				1-0				3-1				2-1				3-0				9- 2											
AWAY				1-4				0-1				0-2				0-0				1- 7											
NEUTRAL				0-0				0-0				1-1				2-0				3- 1											
NON-CONFERENCE				0-1				1-0				3-3				4-0				8- 4											
Q1: (H:1-30)(N:1-50)(A:1-75) 2-4 overall, 0-1 non_conference								Q2: (H:31-75)(N:51-100)(A:76-135) 3-2 overall, 1-0 non_conference								Q3: (H:76-160)(N:101-200)(A:136-240) 3-4 overall, 3-3 non_conference								Q4: (H:161+)(N:201+)(A:241+) 5-0 overall, 4-0 non_conference							
RPI	S	Opponent	Score		RPI	S	Opponent	Score		RPI	S	Opponent	Score		RPI	S	Opponent	Score													
3	A	Xavier	69	96	1209	38	H	Washington	62	72	0120	127	H	Northern Colo.	66	51	1110	169	H	Washington St.	82	73	0118								
18	H	Arizona	80	77	0106	43	H	Arizona St.	90	81	0104	132	H	San Diego	59	69	1212	216	N	Mercer	79	70	1119								
18	A	Arizona	71	80	0125	56	H	Utah	67	55	0202	147	N	Drake	86	81	1118	247	H	Air Force	81	69	1126								
43	A	Arizona St.	66	80	0127	65	H	South Dakota St.	112	103	1215	148	N	Iowa	73	80	1222	249	H	Denver	89	62	1114								
44	A	Southern California	58	70	0110	95	A	Oregon	62	77	1231	160	H	New Mexico	75	57	1206	284	N	Quinnipiac	70	69	1117								
54	A	UCLA	68	59	0113							184	A	Oregon St.	57	76	1229														
												192	A	Colorado St.	63	72	1202														

Non-Div I Games:

DIV. I ONLY				16- 6				44				203				70				65											
DIV. I NON-CONF.				8- 5				120				155				2				75											
Quadrant 1				Quadrant 2				Quadrant 3				Quadrant 4				TOTALS															
OVERALL				1-3				1-2				5-1				9-0				16- 6											
HOME				0-0				0-0				2-0				7-0				9- 0											
AWAY				0-3				1-1				2-0				2-0				5- 4											
NEUTRAL				1-0				0-1				1-1				0-0				2- 2											
NON-CONFERENCE				1-3				1-1				3-1				3-0				8- 5											
Q1: (H:1-30)(N:1-50)(A:1-75) 1-3 overall, 1-3 non_conference								Q2: (H:31-75)(N:51-100)(A:76-135) 1-2 overall, 1-1 non_conference								Q3: (H:76-160)(N:101-200)(A:136-240) 5-1 overall, 3-1 non_conference								Q4: (H:161+)(N:201+)(A:241+) 9-0 overall, 3-0 non_conference							
RPI	S	Opponent	Score		RPI	S	Opponent	Score		RPI	S	Opponent	Score		RPI	S	Opponent	Score													
9	A	Kansas	64	98 1117	66	N	Wyoming	65	77 1120	118	N	Missouri St.	53	73 1202	186	H	Fort Wayne	78	76 0127												
28	A	Wichita St.	85	95 1205	82	A	Ole Miss	99	97 1128	139	H	UC Irvine	65	54 1110	193	H	North Dakota St.	82	63 0201												
32	N	Buffalo	94	80 1122	101	A	South Dakota	68	87 0124	147	H	Drake	87	74 1219	218	H	North Dakota	99	63 1212												
64	A	Colorado	103	112 1215						148	N	Iowa	80	72 1121	235	H	Oral Roberts	78	75 0111												
										193	A	North Dakota St.	87	80 0103	240	H	Omaha	80	60 0130												
										240	A	Omaha	101	88 0106	249	H	Denver	94	72 0113												
															268	A	UMKC	85	60 1222												
															290	A	Western Ill.	98	70 0120												
															341	H	Alabama St.	94	63 1114												

Non-Div I Games:	Presentation	111	68	Concordia (NF)	103	67	Marv	78	54	Dakota St	92	60
------------------	--------------	-----	----	----------------	-----	----	------	----	----	-----------	----	----

DIV. I ONLY		14- 8	90	72	86	66
DIV. I NON-CONF.		8- 4	95	81	134	73
Quadrant 1		Quadrant 2		Quadrant 3		Quadrant 4
OVERALL	1-3	3-0		6-3		4-2
HOME	1-0	1-0		3-2		3-1
AWAY	0-2	0-0		3-1		1-1
NEUTRAL	0-1	2-0		0-0		0-0
NON-CONFERENCE	0-2	2-0		3-1		3-1
Q1: (H:1-30)(N:1-50)(A:1-75)		Q2: (H:31-75)(N:51-100)(A:76-135)		Q3: (H:76-160)(N:101-200)(A:136-240)		Q4: (H:161+)(N:201+)(A:241+)
1-3 overall, 0-2 non_conference		3-0 overall, 2-0 non_conference		6-3 overall, 3-1 non_conference		4-2 overall, 3-1 non_conference
RPI S Opponent Score	RPI S Opponent Score		RPI S Opponent Score		RPI S Opponent Score	
11 N Cincinnati 53 78 1122	37 H Boise St. 79 78 0106		102 H Fresno St. 62 80 0203		173 H Eastern Wash. 93 88 1212	
12 A Nevada 83 92 0103	53 N Louisiana 70 61 1121		126 H San Diego St. 82 69 1227		192 H Colorado St. 73 78 0113	
12 H Nevada 104 103 0124	65 N South Dakota St. 77 65 1120		127 H Northern Colo. 84 91 1219		249 A Denver 78 88 1129	
63 A South Carolina 64 80 1206			143 H Pacific 86 72 1209		258 H Texas Southern 72 66 1216	
			146 A Utah St. 85 77 0120		301 A San Jose St. 90 86 0127	
			147 H Drake 96 89 1202		304 H Chattanooga 74 65 1110	
			160 A New Mexico 66 75 0110			
			184 A Oregon St. 75 66 1113			
			192 A Colorado St. 91 86 0131			

Non-Div I Games: N M Highlands 83 70

W
y
o
m
i
n
g

W
y
o
m
i
n
g

DIV. I ONLY				16- 7				60				124				19				67											
DIV. I NON-CONF.				11- 2				15				312				70				87											
Quadrant 1				Quadrant 2				Quadrant 3				Quadrant 4				TOTALS															
OVERALL				2-5				4-1				2-1				8-0				16- 7											
HOME				1-2				0-1				2-0				8-0				11- 3											
AWAY				0-3				4-0				0-0				0-0				4- 3											
NEUTRAL				1-0				0-0				0-1				0-0				1- 1											
NON-CONFERENCE				1-1				1-0				2-1				7-0				11- 2											
Q1: (H:1-30)(N:1-50)(A:1-75) 2-5 overall, 1-1 non_conference								Q2: (H:31-75)(N:51-100)(A:(76-135) 4-1 overall, 1-0 non_conference								Q3: (H:76-160)(N:101-200)(A:136-240) 2-1 overall, 2-1 non_conference								Q4: (H:161+)(N:201+)(A:241+) 8-0 overall, 7-0 non_conference							
RPI	S	Opponent	Score		RPI	S	Opponent	Score		RPI	S	Opponent	Score		RPI	S	Opponent	Score													
1	H	Virginia	52	78	0103	40	H	Florida St.	82	91	0120	138	H	Radford	95	68	1206	179	H	Pittsburgh	81	67	0106								
10	H	North Carolina	80	69	0122	79	A	Boston College	85	80	0131	145	N	Saint Louis	71	77	1116	200	H	N.C. A&T	76	59	1228								
16	A	Kentucky	86	93	1216	81	A	Notre Dame	80	75	0127	148	H	Iowa	79	55	1128	260	H	The Citadel	132	93	1112								
19	H	Miami (FL)	75	84	0203	82	A	Ole Miss	83	80	1202							272	H	Morehead St.	96	63	1125								
26	A	Louisville	86	94	0113	116	A	Wake Forest	83	75	0110							288	H	Detroit Mercy	111	79	1110								
38	N	Washington	103	79	1117													306	H	Presbyterian	63	55	1219								
47	A	Syracuse	56	68	1231													335	H	UMES	93	40	1210								
																		336	H	Houston Baptist	99	73	1121								

Non-Div I Games:

DIV. I ONLY

DIV. I NON-CONF.

17- 7

7- 5

53

134

169

94

194

132

68

78

Quadrant 1

OVERALL0-2

HOME0-0

AWAY0-2

NEUTRAL0-0

NON-CONFERENCE0-2

Quadrant 2

1-2

0-0

1-2

0-0

1-0

Quadrant 3

6-3

1-1

4-2

1-0

3-3

Quadrant 4

10-0

7-0

2-0

1-0

3-0

TOTALS

17- 7

8- 1

7- 6

2- 0

7- 5

Q1: (H:1-30)(N:1-50)(A:1-75)

0-2 overall, 0-2 non_conference

Q2: (H:31-75)(N:51-100)(A:(76-135)

1-2 overall, 1-0 non_conference

Q3: (H:76-160)(N:101-200)(A:136-240)

6-3 overall, 3-3 non_conference

Q4: (H:161+)(N:201+)(A:241+)

10-0 overall, 3-0 non_conference

RPI

S

Opponent

Score

3

A

Xavier

751011113

27

A

Providence

84881129

RPI

S

Opponent

Score

104

A

Penn St.

71701222

110

A

Iona

64910114

128

A

Canisius

76771229

RPI

S

Opponent

Score

91

H

Wagner

90841216

109

H

Hofstra

82881209

139

N

UC Irvine

90821123

170

A

Niagara

99761231

189

A

Robert Morris

75781206

199

A

Fairfield

90880123

205

A

George Washington

67651120

220

A

Drexel

77891202

236

A

Manhattan

82760107

RPI

S

Opponent

Score

199

H

Fairfield

96770105

210

H

Hartford

89531115

215

H

Monmouth

92850129

256

A

Saint Peter's

88840118

256

H

Saint Peter's

63600126

284

H

Quinnipiac

78600112

284

A

Quinnipiac

74590204

313

H

Hampton

90751110

313

N

Hampton

94801124

320

H

Marist

60570120

Non-Div I Games:

DIV. I ONLY		15- 8	78	73	83	69
DIV. I NON-CONF.		10- 3	46	117	144	59
<hr/>						
Quadrant 1		Quadrant 2		Quadrant 3		Quadrant 4
OVERALL	2-3	3-4		2-1		8-0
HOME	0-0	3-1		2-0		8-0
AWAY	1-2	0-3		0-0		0-0
NEUTRAL	1-1	0-0		0-1		0-0
NON-CONFERENCE	1-2	2-0		1-1		6-0
Q1: (H:1-30)(N:1-50)(A:1-75) 2-3 overall, 1-2 non_conference		Q2: (H:31-75)(N:51-100)(A:76-135) 3-4 overall, 2-0 non_conference		Q3: (H:76-160)(N:101-200)(A:136-240) 2-1 overall, 1-1 non_conference		Q4: (H:161+)(N:201+)(A:241+) 8-0 overall, 6-0 non_conference
RPI	S	Opponent	Score	RPI	S	Opponent
11	A	Cincinnati	56 76 0107	34	H	Temple
18	N	Arizona	66 60 1123	37	H	Boise St.
28	A	Wichita St.	83 78 0117	44	H	Southern California
29	A	TCU	83 94 1205	73	H	UCF
50	N	Western Ky.	61 63 1124	98	A	UConn
				100	A	Tulsa
				130	A	Tulane
	</					

Non-Div I Games:

DIV. I ONLY				16- 7				60				136				6				70											
DIV. I NON-CONF.				11- 2				15				343				19				148											
Quadrant 1				Quadrant 2				Quadrant 3				Quadrant 4				TOTALS															
OVERALL 2-5				4-1				3-1				7-0				16- 7															
HOME 2-1				1-1				2-1				6-0				11- 3															
AWAY 0-3				3-0				1-0				0-0				4- 3															
NEUTRAL 0-1				0-0				0-0				1-0				1- 1															
NON-CONFERENCE 0-1				2-0				2-1				7-0				11- 2															
Q1: (H:1-30)(N:1-50)(A:1-75) 2-5 overall, 0-1 non_conference								Q2: (H:31-75)(N:51-100)(A:76-135) 4-1 overall, 2-0 non_conference								Q3: (H:76-160)(N:101-200)(A:136-240) 3-1 overall, 2-1 non_conference								Q4: (H:161+)(N:201+)(A:241+) 7-0 overall, 7-0 non_conference							
RPI	S	Opponent	Score		RPI	S	Opponent	Score		RPI	S	Opponent	Score		RPI	S	Opponent	Score													
9	A	Kansas	72	73	0113	35	H	West Virginia	69	77	0101	83	H	Oklahoma St.	86	82	0110	205	N	George Washington	67	59	1124								
9	H	Kansas	56	70	0129	59	H	Georgia	56	51	0127	100	H	Tulsa	54	61	1209	235	H	Oral Roberts	77	68	1129								
14	H	Oklahoma	87	69	0116	92	A	Baylor	90	83	0122	139	H	UC Irvine	71	49	1117	241	H	Southeast Mo. St.	89	71	1216								
15	A	Texas Tech	58	74	0106	105	A	Iowa St.	91	75	1229	169	A	Washington St.	68	65	1220	268	H	UMKC	72	51	1114								
29	H	TCU	73	68	0120	120	A	Vanderbilt	84	79	1203							303	H	Northern Ariz.	80	58	1120								
35	A	West Virginia	51	89	0203													323	H	American	83	45	1110								
43	N	Arizona St.	90	92	1123													344	H	USC Upstate	86	49	1205								

Non-Div I Games:

K
a
n
s
a
s
S
t
.

K
a
n
s
a
s
S
t
.

BYU

■ Loss, ■ Non-Conf, S Site, H Home, A Away, N Neutral

142	H	Oakland	87	74	1118	253	H	Akron	67	65	0105
155	H	Kent St.	72	65	0120	253	A	Akron	77	56	0203
156	A	Penn	85	72	1229	258	H	Texas Southern	71	69	1202
159	H	Western Mich.	84	61	0109	288	A	Detroit Mercy	89	86	1206
159	A	Western Mich.	85	81	0123	315	H	Jackson St.	83	57	1220
166	A	Central Mich.	93	82	0113	326	A	Cleveland St.	77	62	1223
229	A	Ohio	91	57	0116						

T
ol
e
d
o

T
o
l
e
d
o

Non-Div I Games: Ohio Northern	72	62
--------------------------------	----	----

SOS w/in Conf

.60254

(5)

U
C
FU
C
F

■ Loss, ■ Non-Conf, S Site, H Home, A Away, N Neutral

L
S
U

DIV. I ONLY				13- 9	119	54	36	75			
DIV. I NON-CONF.				9- 3	59	204	184	117			
Quadrant 1				Quadrant 2		Quadrant 3		Quadrant 4			
OVERALL				4-3		3-5		0-1			
HOME				1-1		2-2		0-1			
AWAY				2-2		1-1		0-0			
NEUTRAL				1-0		0-2		0-0			
NON-CONFERENCE				1-0		2-2		0-1			
Q1: (H:1-30)(N:1-50)(A:1-75)				Q2: (H:31-75)(N:51-100)(A:76-135)		Q3: (H:76-160)(N:101-200)(A:136-240)		Q4: (H:161+)(N:201+)(A:241+)			
4-3 overall, 1-0 non_conference				3-5 overall, 2-2 non_conference		0-1 overall, 0-1 non_conference		6-0 overall, 6-0 non_conference			
RPI	S	Opponent	Score	RPI	S	Opponent	Score	RPI	S	Opponent	Score
5	A	Auburn	70 95 0127	39	H	Alabama	66 74 0113	141	H	SFA	82 83 1216
13	A	Tennessee	61 84 0131	41	H	Arkansas	94 86 0203	212	H	North Florida	104 52 1222
16	H	Kentucky	71 74 0103	42	H	Houston	80 77 1213	219	H	Sam Houston St.	80 58 1219
30	A	Texas A&M	69 68 0106	59	H	Georgia	60 61 0116	285	H	UNCW	97 84 1210
30	H	Texas A&M	77 65 0123	60	N	Marquette	84 94 1122	291	H	Samford	105 86 1116
31	N	Michigan	77 75 1120	81	N	Notre Dame	53 92 1121	296	H	UT Martin	84 60 1129
41	A	Arkansas	75 54 0110	120	A	Vanderbilt	71 77 0120	347	H	Alcorn	99 59 1110
				123	A	Memphis	71 61 1228				

L
S
U

Non-Div I Games:

III
in
oi
s
St

■ Loss, ■ Non-Conf, S Site, H Home, A Away, N Neutral

Belmont

GmDte OT

U
ta
h
V
al
le
y

■ Loss, ■ Non-Conf, S Site, H Home, A Away, N Neutral

Boston College

■ Loss, ■ Non-Conf, S Site, H Home, A Away, N Neutral

DIV. I ONLY		11- 12	188	6	50	82
DIV. I NON-CONF.		7- 6	162	43	160	144
Quadrant 1		Quadrant 2		Quadrant 3		Quadrant 4
OVERALL	0-8	5-3		2-1		4-0
HOME	0-1	5-2		2-1		3-0
AWAY	0-7	0-0		0-0		0-0
NEUTRAL	0-0	0-1		0-0		1-0
NON-CONFERENCE	0-2	1-3		2-1		4-0
Q1: (H:1-30)(N:1-50)(A:1-75)		Q2: (H:31-75)(N:51-100)(A:76-135)		Q3: (H:76-160)(N:101-200)(A:136-240)		Q4: (H:161+)(N:201+)(A:241+)
0-8 overall, 0-2 non_conference		5-3 overall, 1-3 non_conference		2-1 overall, 2-1 non_conference		4-0 overall, 4-0 non_conference
RPI	S	Opponent	Score	RPI	S	Opponent
5	A	Auburn	70 85 0109	39	H	Alabama
5	H	Auburn	70 79 0130	49	H	Florida
13	A	Tennessee	61 94 0203	53	H	Louisiana
22	A	Middle Tenn.	58 77 1209	56	N	Utah
30	A	Texas A&M	69 71 0116	57	H	Mississippi St.
36	A	Texas	72 85 0127	63	H	South Carolina
41	A	Arkansas	93 97 0120	65	H	South Dakota St.
59	A	Georgia	60 71 0103	67	H	Virginia Tech
RPI	S	Opponent	Score	RPI	S	Opponent
76	H	Illinois St.	97 *** 1216	219	H	Sam Houston St.
97	H	Bradley	82 59 1222	282	H	Eastern Ky.
134	H	Georgia St.	77 72 1117	317	H	A&M-Corpus Christi
				331	N	Rice

Non-Div I Games:

DIV. I ONLY				14- 9	106	83	25	83			
DIV. I NON-CONF.				10- 3	46	307	61	142			

Quadrant 1				Quadrant 2		Quadrant 3		Quadrant 4			
TOTALS											
OVERALL				3-7		1-2		7-0			
HOME				1-2		1-1		7-0			
AWAY				1-4		0-1		0-0			
NEUTRAL				1-1		0-0		0-0			
NON-CONFERENCE				1-3		0-0		7-0			
Q1: (H:1-30)(N:1-50)(A:1-75)				Q2: (H:31-75)(N:51-100)(A:(76-135)		Q3: (H:76-160)(N:101-200)(A:136-240)		Q4: (H:161+)(N:201+)(A:241+)			
3-7 overall, 1-3 non_conference				1-2 overall, 0-0 non_conference		3-0 overall, 2-0 non_conference		7-0 overall, 7-0 non_conference			
RPI	S	Opponent	Score	RPI	S	Opponent	Score	RPI	S	Opponent	Score
9	A	Kansas	84 79 0203	35	H	West Virginia	79 85 1229	100	H	Tulsa	71 59 1219
14	A	Oklahoma	89 109 0103	36	H	Texas	65 64 0113	105	H	Iowa St.	96 87 0106
14	H	Oklahoma	83 81 0120	92	A	Baylor	60 76 0115	179	N	Pittsburgh	73 67 1121
15	A	Texas Tech	70 75 0123								
28	H	Wichita St.	66 78 1209								
29	H	TCU	66 79 0130								
30	N	Texas A&M	55 72 1120								
40	N	Florida St.	71 70 1216								
41	A	Arkansas	65 66 0127								
70	A	Kansas St.	82 86 0110								

Q1: (H:1-30)(N:1-50)(A:1-75)				Q2: (H:31-75)(N:51-100)(A:(76-135)				Q3: (H:76-160)(N:101-200)(A:136-240)				Q4: (H:161+)(N:201+)(A:241+)			
3-7 overall, 1-3 non_conference				1-2 overall, 0-0 non_conference				3-0 overall, 2-0 non_conference				7-0 overall, 7-0 non_conference			
RPI	S	Opponent	Score	RPI	S	Opponent	Score	RPI	S	Opponent	Score	RPI	S	Opponent	Score
9	A	Kansas	84 79 0203	35	H	West Virginia	79 85 1229	100	H	Tulsa	71 59 1219	178	H	Austin Peay	79 63 1129
14	A	Oklahoma	89 109 0103	36	H	Texas	65 64 0113	105	H	Iowa St.	96 87 0106	214	H	UTRGV	102 83 1222
14	H	Oklahoma	83 81 0120	92	A	Baylor	60 76 0115	179	N	Pittsburgh	73 67 1121	235	H	Oral Roberts	91 48 1116
15	A	Texas Tech	70 75 0123									308	H	Charlotte	83 65 1113
28	H	Wichita St.	66 78 1209									329	H	Pepperdine	78 47 1110
29	H	TCU	66 79 0130									336	H	Houston Baptist	101 74 1126
30	N	Texas A&M	55 72 1120									350	H	Mississippi Val.	83 62 1203
40	N	Florida St.	71 70 1216												
41	A	Arkansas	65 66 0127												
70	A	Kansas St.	82 86 0110												

Non-Div I Games:

RPI	S	Opponent	Score	RPI	S	Opponent	Score	RPI	S	Opponent	Score	RPI	S	Opponent	Score
12	A	Nevada	73 88 1219	78	A	Utah Valley	71 80 1118	127	H	Northern Colo.	56 51 1129	201	H	Long Beach St.	84 75 0117
38	A	Washington	70 77 1126	127	A	Northern Colo.	72 59 1113	136	A	Cal St. Fullerton	70 85 0113	234	N	Lamar University	77 68 1222
								138	N	Radford	62 72 1223	277	H	Cal Poly	80 56 0127
								139	H	UC Irvine	64 53 0104	278	N	Sacramento St.	64 47 1121
								143	A	Pacific	62 58 1115	321	A	UC Riverside	75 65 0111
								143	H	Pacific	71 67 1206	345	H	CSUN	63 56 0125
								165	A	San Francisco	61 74 1215	345	A	CSUN	63 56 0201
								169	A	Washington St.	81 67 1202				
								190	A	Hawaii	72 77 0120				
								201	A	Long Beach St.	105 *** 0203				

Non-Div I Games: Holy Names	89	62	William Jessum	86	52
-----------------------------	----	----	----------------	----	----

North eastern

■ Loss, ■ Non-Conf, S Site, H Home, A Away, N Neutral

Old Dominion

■ Loss, ■ Non-Conf, S Site, H Home, A Away, N Neutral

U
C
S
a
n
t
a
B
a
r
b
a
r
a

■ Loss,
 ■ Non-Conf,
 ■ Site,
 ■ Home,
 ■ Away,
 ■ Neutral

DIV. I ONLY		15- 9	98	112	128	89	
DIV. I NON-CONF.		7- 5	134	118	259	135	
Quadrant 1		Quadrant 2		Quadrant 3		Quadrant 4	
OVERALL	0-3	1-2		5-3		9-1	
HOME	0-0	0-0		2-1		8-1	
AWAY	0-2	1-2		3-2		0-0	
NEUTRAL	0-1	0-0		0-0		1-0	
NON-CONFERENCE	0-2	0-1		1-1		6-1	
Q1: (H:1-30)(N:1-50)(A:1-75) 0-3 overall, 0-2 non_conference		Q2: (H:31-75)(N:51-100)(A:(76-135) 1-2 overall, 0-1 non_conference		Q3: (H:76-160)(N:101-200)(A:136-240) 5-3 overall, 1-1 non_conference		Q4: (H:161+)(N:201+)(A:241+) 9-1 overall, 6-1 non_conference	
RPI	S	Opponent	Score	RPI	S	Opponent	Score
12	N	Nevada	64 86 1222	96	A	Murray St.	73 81 1125
26	A	Louisville	42 84 1121	97	A	Bradley	62 68 0109
52	A	Loyola Chicago	65 79 0117	118	A	Missouri St.	79 77 0127
				Q3: (H:76-160)(N:101-200)(A:136-240) 5-3 overall, 1-1 non_conference			
RPI	S	Opponent	Score	RPI	S	Opponent	Score
76	H	Illinois St.	74 70 0113	145	A	Saint Louis	69 74 1206
113	H	Evansville	65 63 0103	147	H	Drake	67 70 1231
147	A	Drake	78 67 0130	162	A	UNI	56 53 1228
162	A	UNI	56 53 1228	164	A	Winthrop	81 66 1110
164	A	Winthrop	81 66 1110	187	A	Valparaiso	72 83 0106
187	A	Valparaiso	72 83 0106				
				Q4: (H:161+)(N:201+)(A:241+) 9-1 overall, 6-1 non_conference			
RPI	S	Opponent	Score	RPI	S	Opponent	Score
161	H	Indiana St.	82 77 0124	161	H	Indiana St.	82 77 0124
162	H	UNI	64 53 0121	162	H	UNI	64 53 0121
187	H	Valparaiso	65 59 0203	187	H	Valparaiso	65 59 0203
200	H	N.C. A&T	102 64 1219	200	H	N.C. A&T	102 64 1219
217	N	Duquesne	74 64 1223	217	N	Duquesne	74 64 1223
234	H	Lamar University	71 61 1217	234	H	Lamar University	71 61 1217
241	H	Southeast Mo. St.	69 75 1209	241	H	Southeast Mo. St.	69 75 1209
250	H	SIUE	86 59 1129	250	H	SIUE	86 59 1129
301	H	San Jose St.	76 58 1202	301	H	San Jose St.	76 58 1202
315	H	Jackson St.	69 51 1213	315	H	Jackson St.	69 51 1213

Non-Div I Games: III -Springfield 69 64

DIV. I ONLY

DIV. I NON-CONF.

17- 8

6- 7

72

186

216

146

186

7

90

126

Quadrant 1

OVERALL0-3

HOME0-0

AWAY0-3

NEUTRAL0-0

NON-CONFERENCE0-3

Quadrant 2

1-2

1-0

0-2

0-0

1-2

Quadrant 3

7-2

1-0

6-2

0-0

3-2

Quadrant 4

9-1

7-1

2-0

0-0

2-0

TOTALS

17- 8

9- 1

8- 7

0- 0

6- 7

Q1: (H:1-30)(N:1-50)(A:1-75)

0-3 overall, 0-3 non_conference

Q2: (H:31-75)(N:51-100)(A:76-135)

1-2 overall, 1-2 non_conference

Q3: (H:76-160)(N:101-200)(A:136-240)

7-2 overall, 3-2 non_conference

Q4: (H:161+)(N:201+)(A:241+)

9-1 overall, 2-0 non_conference

RPI

S

Opponent

Score

10

A

North Carolina

81 93 1115

41

A

Arkansas

73 101 1112

55

A

Maryland

78 80 1118

RPI

S

Opponent

Score

51

H

Vermont

81 77 1202

85

A

Northeastern

64 82 1205

107

A

VCU

79 85 1216

RPI

S

Opponent

Score

125

H

Ball St.

87 83 1122

185

A

Richmond

86 78 1219

195

A

Saint Joseph's

70 83 1129

204

A

Colgate

63 51 0115

213

A

Boston U.

91 79 0128

215

A

Monmouth

78 79 1110

223

A

Navy

87 67 0124

224

A

Army West Point

83 66 0105

238

A

Stony Brook

85 76 1126

RPI

S

Opponent

Score

167

H

La Salle

88 81 1222

213

H

Boston U.

79 84 0102

224

H

Army West Point

83 71 0131

255

H

Lehigh

78 65 0111

287

H

Siena

115 92 1120

305

H

Holy Cross

77 56 0120

314

A

Lafayette

80 75 0108

314

H

Lafayette

74 59 0203

318

A

Loyola Maryland

78 70 0117

323

H

American

84 55 1229

Non-Div I Games:

DIV. I ONLY				15- 6	52	243	255	91			
DIV. I NON-CONF.				5- 4	147	156	78	93			
Quadrant 1				Quadrant 2		Quadrant 3		Quadrant 4			
TOTALS											
OVERALL	0-3			0-1		3-0		12-2			
HOME	0-0			0-0		0-0		10-0			
AWAY	0-3			0-1		3-0		2-2			
NEUTRAL	0-0			0-0		0-0		0-0			
NON-CONFERENCE	0-3			0-1		1-0		4-0			
Q1: (H:1-30)(N:1-50)(A:1-75)				Q2: (H:31-75)(N:51-100)(A:(76-135)		Q3: (H:76-160)(N:101-200)(A:136-240)		Q4: (H:161+)(N:201+)(A:241+)			
0-3 overall, 0-3 non_conference				0-1 overall, 0-1 non_conference		3-0 overall, 1-0 non_conference		12-2 overall, 4-0 non_conference			
RPI	S	Opponent	Score	RPI	S	Opponent	Score	RPI	S	Opponent	Score
17	A	Seton Hall	68 89 1220	111	A	Dayton	67 79 1223	180	A	Saint Francis (PA)	91 61 0126
33	A	Missouri	55 99 1113					189	A	Robert Morris	77 64 0128
68	A	Rider	84 90 1216					210	A	Hartford	72 50 1126
								180	H	Saint Francis (PA)	73 64 0118
								189	H	Robert Morris	62 49 0120
								199	H	Fairfield	78 76 1201
								227	H	Mt. St. Mary's	76 57 1229
								243	A	NJIT	60 49 1111
								250	H	Central Conn. St.	72 59 0201
								265	A	LIU Brooklyn	67 69 0113
								269	H	Fairleigh Dickinson	73 65 0106
								270	A	St. Francis Brooklyn	75 82 1231
								270	H	St. Francis Brooklyn	79 61 0203
								299	H	UMass Lowell	90 72 1205
								323	H	American	71 70 1118
								328	H	Sacred Heart	69 63 0104
								340	A	Bryant	71 62 0111

Non-Div I Games: Merrv

75 41

Staten Island

107 64

DIV. I ONLY

DIV. I NON-CONF.

12- 10

9- 3

148

59

42

177

65

223

92

89

Quadrant 1

OVERALL 1-8

HOME 0-2

AWAY 0-6

NEUTRAL 1-0

NON-CONFERENCE 1-3

Quadrant 2

1-2

1-1

0-1

0-0

0-0

Quadrant 3

3-0

2-0

0-0

1-0

1-0

Quadrant 4

7-0

7-0

0-0

0-0

7-0

TOTALS

12- 10

10- 3

0- 7

2- 0

9- 3

Q1: (H:1-30)(N:1-50)(A:1-75)

1-8 overall, 1-3 non_conference

Q2: (H:31-75)(N:51-100)(A:76-135)

1-2 overall, 0-0 non_conference

Q3: (H:76-160)(N:101-200)(A:136-240)

3-0 overall, 1-0 non_conference

Q4: (H:161+)(N:201+)(A:241+)

7-0 overall, 7-0 non_conference

RPI

S

Opponent

Score

3

A

Xavier

63 76 1128

9

A

Kansas

67 70 0120

14

A

Oklahoma

96 98 0130

15

A

Texas Tech

53 77 1229

23

N

Creighton

65 59 1121

28

H

Wichita St.

62 69 1202

29

H

TCU

78 81 0102

35

A

West Virginia

54 57 0109

49

A

Florida

60 81 0127

RPI

S

Opponent

Score

36

H

Texas

69 60 0106

70

H

Kansas St.

83 90 0122

105

A

Iowa St.

65 75 0113

RPI

S

Opponent

Score

83

H

Oklahoma St.

76 60 0115

105

H

Iowa St.

81 67 0203

163

N

Wisconsin

70 65 1120

RPI

S

Opponent

Score

198

H

Savannah St.

118 86 1217

219

H

Sam Houston St.

84 56 1204

257

H

Central Ark.

107 66 1110

258

H

Texas Southern

99 68 1214

317

H

A&M-Corpus Christi

70 46 1113

324

H

Southern U.

80 60 1220

347

H

Alcorn

78 61 1117

Non-Div I Games: Randall

105 82

DIV. I ONLY		16- 7	60	221	207	93
DIV. I NON-CONF.		6- 5	151	56	98	77
Quadrant 1		Quadrant 2		Quadrant 3		Quadrant 4
OVERALL	1-2	1-2		4-1		10-2
HOME	0-0	0-0		2-1		7-0
AWAY	1-2	1-2		2-0		3-2
NEUTRAL	0-0	0-0		0-0		0-0
NON-CONFERENCE	1-2	0-2		2-1		3-0
Q1: (H:1-30)(N:1-50)(A:1-75)		Q2: (H:31-75)(N:51-100)(A:(76-135)		Q3: (H:76-160)(N:101-200)(A:136-240)		Q4: (H:161+)(N:201+)(A:241+)
1-2 overall, 1-2 non_conference		1-2 overall, 0-2 non_conference		4-1 overall, 2-1 non_conference		10-2 overall, 3-0 non_conference
RPI S Opponent Score	RPI S Opponent Score		RPI S Opponent Score		RPI S Opponent Score	
50 A Western Ky. 60 78 1202	112 A Miami (OH) 67 73 1114		96 H Murray St. 61 80 1118		199 H Fairfield 57 56 1126	
52 A Loyola Chicago 80 84 1110	118 A Missouri St. 50 66 1219		140 A Georgia Tech 85 81 1222		221 H Ill.-Chicago 65 61 1228	
72 A Toledo 77 69 1216	124 A Northern Ky. 84 81 0111		142 A Oakland 86 81 0107		230 H Gardner-Webb 67 47 1124	
			142 H Oakland 64 51 0128		254 A Milwaukee 61 66 0120	
			155 H Kent St. 63 54 1209		271 H Jacksonville 68 44 1125	
					288 A Detroit Mercy 80 73 0105	
					288 H Detroit Mercy 87 55 0126	
					316 H IUPUI 60 52 1230	
					319 H Youngstown St. 77 67 0115	
					319 A Youngstown St. 83 57 0203	
					326 A Cleveland St. 74 77 0201	
					337 A Green Bay 80 67 0118	

Non-Div I Games: Ohio Valley	98 68	Tiffin	73 49
------------------------------	-------	--------	-------

St
.
Jo
h
n
'
s
(
N
Y
)

DIV. I ONLY				10- 13				213				4				61				94											
DIV. I NON-CONF.				10- 2				31				27				189				17											
Quadrant 1				Quadrant 2				Quadrant 3				Quadrant 4				TOTALS															
OVERALL				1-10				2-0				3-2				4-1				10- 13											
HOME				1-4				1-0				1-1				3-1				6- 6											
AWAY				0-4				0-0				0-1				0-0				0- 5											
NEUTRAL				0-2				1-0				2-0				1-0				4- 2											
NON-CONFERENCE				1-2				2-0				3-0				4-0				10- 2											
Q1: (H:1-30)(N:1-50)(A:1-75) 1-10 overall, 1-2 non_conference								Q2: (H:31-75)(N:51-100)(A:76-135) 2-0 overall, 2-0 non_conference								Q3: (H:76-160)(N:101-200)(A:136-240) 3-2 overall, 3-0 non_conference								Q4: (H:161+)(N:201+)(A:241+) 4-1 overall, 4-0 non_conference							
RPI	S	Opponent	Score					RPI	S	Opponent	Score					RPI	S	Opponent	Score												
2	H	Villanova	71	78	0	113		58	H	Nebraska	79	56	1	116		110	H	Iona	69	59	1	217									
3	A	Xavier	82	88	0	117		73	N	UCF	46	43	1	126		152	H	Georgetown	66	69	0	109									
3	H	Xavier	68	73	0	130										152	A	Georgetown	89	93	0	120									
8	H	Duke	81	77	0	203										184	N	Oregon St.	82	77	1	123									
17	A	Seton Hall	70	75	1	231										195	N	Saint Joseph's	77	73	1	220									
23	A	Creighton	71	78	0	103																									
23	H	Creighton	63	68	0	123																									
25	A	Butler	45	70	0	127																									
27	H	Providence	72	94	1	228																									
33	N	Missouri	82	90	1	124																									
43	N	Arizona St.	70	82	1	208																									

RPI	S	Opponent	Score
184	H	Oregon St.	66 57 0127
192	H	Colorado St.	95 65 1208
257	H	Central Ark.	96 82 1220
258	H	Texas Southern	74 68 1211
266	H	Prairie View	100 67 1113
339	H	Coppin St.	70 54 1110
341	H	Alabama St.	114 56 1117

O
r
e
g
o
n

GmDte	OT
-------	----

DIV. I ONLY		16- 5	30	253	190	96
DIV. I NON-CONF.		6- 3	95	128	68	90
Quadrant 1		Quadrant 2		Quadrant 3		Quadrant 4
OVERALL	0-2	2-1		3-2		11-0
HOME	0-2	0-0		1-0		8-0
AWAY	0-0	2-1		2-2		3-0
NEUTRAL	0-0	0-0		0-0		0-0
NON-CONFERENCE	0-2	2-0		1-1		3-0
Q1: (H:1-30)(N:1-50)(A:1-75) 0-2 overall, 0-2 non_conference		Q2: (H:31-75)(N:51-100)(A:76-135) 2-1 overall, 2-0 non_conference		Q3: (H:76-160)(N:101-200)(A:136-240) 3-2 overall, 1-1 non_conference		Q4: (H:161+)(N:201+)(A:241+) 11-0 overall, 3-0 non_conference
RPI S Opponent Score	RPI S Opponent Score		RPI S Opponent Score		RPI S Opponent Score	
5 H Auburn 77 81 1219	76 A Illinois St. 78 72 1209		89 H Southern Ill. 81 73 1125		241 H Southeast Mo. St. 89 73 0104	
22 H Middle Tenn. 67 72 1113	77 A Belmont 72 79 0118		145 A Saint Louis 55 69 1212		241 A Southeast Mo. St. 87 75 0201	
	93 A Wright St. 80 61 1118		174 A Tennessee Tech 71 45 0113		250 H SIUE 87 63 1230	
			188 A Tennessee St. 76 57 0120		272 H Morehead St. 87 81 0125	
			206 A Jacksonville St. 71 76 0111		276 H Eastern Ill. 80 52 1228	
					282 H Eastern Ky. 88 73 0127	
					288 A Detroit Mercy 81 72 1222	
					296 H UT Martin 82 68 0106	
					296 A UT Martin 66 53 0203	
					320 H Marist 100 63 1216	
					343 H Florida A&M 80 59 1202	

Non-Div I Games: Brescia	118 61	Harris-Stowe	85 56
--------------------------	--------	--------------	-------

DIV. I ONLY	16- 8	74	165	122	97
DIV. I NON-CONF.	9- 3	59	304	231	121
Quadrant 1		Quadrant 2	Quadrant 3	Quadrant 4	TOTALS
OVERALL	0-1	1-5	6-2	9-0	16- 8
HOME	0-0	1-0	4-1	6-0	11- 1
AWAY	0-1	0-4	1-1	2-0	3- 6
NEUTRAL	0-0	0-1	1-0	1-0	2- 1
NON-CONFERENCE	0-0	0-3	2-0	7-0	9- 3
Q1: (H:1-30)(N:1-50)(A:1-75) 0-1 overall, 0-0 non_conference		Q2: (H:31-75)(N:51-100)(A:76-135) 1-5 overall, 0-3 non_conference	Q3: (H:76-160)(N:101-200)(A:136-240) 6-2 overall, 2-0 non_conference	Q4: (H:161+)(N:201+)(A:241+) 9-0 overall, 7-0 non_conference	
RPI S Opponent Score	RPI S Opponent Score	RPI S Opponent Score	RPI S Opponent Score	RPI S Opponent Score	
52 A Loyola Chicago 65 81 0113	51 N Vermont 64 65 1117	89 H Southern Ill. 68 62 0109	162 H UNI 72 53 1231		
	52 H Loyola Chicago 69 67 0131	113 H Evansville 66 53 0120	187 H Valparaiso 80 71 0103		
	76 A Illinois St. 57 70 0117	118 H Missouri St. 72 52 0123	202 N UTSA 71 69 1118		
	82 A Ole Miss 59 82 1222	144 H Ga. Southern 62 57 1125	241 A Southeast Mo. St. 75 67 1220		
	113 A Evansville 44 68 0106	147 A Drake 64 66 1228	242 H Delaware 61 53 1114		
	126 A San Diego St. 52 75 1203	147 H Drake 68 78 0203	276 H Eastern Ill. 67 56 1201		
		161 A Indiana St. 81 73 0128	311 H Little Rock 86 46 1213		
		182 N Weber St. 70 64 1119	316 H IUPUI 68 53 1111		
			333 A Chicago St. 84 58 1216		

Non-Div I Games: Missouri S&T 79 47

N
o
r
t
h
w
e
s
t
e
r
n

DIV. I ONLY				13- 10				136				80				59				99											
DIV. I NON-CONF.				8- 4				95				246				92				145											
Quadrant 1				Quadrant 2				Quadrant 3				Quadrant 4				TOTALS															
OVERALL 0-6				1-3				6-1				6-0				13- 10															
HOME 0-2				0-1				3-0				6-0				9- 3															
AWAY 0-3				1-2				2-1				0-0				3- 6															
NEUTRAL 0-1				0-0				1-0				0-0				1- 1															
NON-CONFERENCE 0-3				0-0				2-1				6-0				8- 4															
Q1: (H:1-30)(N:1-50)(A:1-75) 0-6 overall, 0-3 non_conference								Q2: (H:31-75)(N:51-100)(A:76-135) 1-3 overall, 0-0 non_conference								Q3: (H:76-160)(N:101-200)(A:136-240) 6-1 overall, 2-1 non_conference								Q4: (H:161+)(N:201+)(A:241+) 6-0 overall, 6-0 non_conference							
RPI	S	Opponent	Score					RPI	S	Opponent	Score					RPI	S	Opponent	Score												
7	A	Purdue	69	74	1203			58	H	Nebraska	55	70	0102			104	H	Penn St.	70	61	0120										
14	A	Oklahoma	78	104	1222			104	A	Penn St.	63	78	0105			117	H	Minnesota	83	60	0110										
15	N	Texas Tech	49	85	1119			117	A	Minnesota	77	69	0123			140	A	Georgia Tech	51	52	1128										
20	H	Ohio St.	65	71	0117			121	A	Indiana	46	66	0114			154	H	Illinois	72	68	1201										
23	H	Creighton	88	92	1115										163	A	Wisconsin	60	52	0201											
31	A	Michigan	47	58	0129										167	N	La Salle	82	74	1118											
															175	A	DePaul	62	60	1216											

N
o
r
t
h
w
e
s
t
e
r
n

Non-Div I Games: Lewis 85 48

DIV. I ONLY				13- 10				136				85				88				100											
DIV. I NON-CONF.				7- 5				134				190				166				161											
Quadrant 1				Quadrant 2				Quadrant 3				Quadrant 4				TOTALS															
OVERALL				1-4				2-4				3-1				7-1				13- 10											
HOME				0-1				1-0				2-0				6-1				9- 2											
AWAY				1-3				1-3				0-0				1-0				3- 6											
NEUTRAL				0-0				0-1				1-1				0-0				1- 2											
NON-CONFERENCE				1-0				0-3				1-1				5-1				7- 5											
Q1: (H:1-30)(N:1-50)(A:1-75) 1-4 overall, 1-0 non_conference								Q2: (H:31-75)(N:51-100)(A:76-135) 2-4 overall, 0-3 non_conference								Q3: (H:76-160)(N:101-200)(A:136-240) 3-1 overall, 1-1 non_conference								Q4: (H:161+)(N:201+)(A:241+) 7-1 overall, 5-1 non_conference							
RPI	S	Opponent	Score		RPI	S	Opponent	Score		RPI	S	Opponent	Score		RPI	S	Opponent	Score													
28	H	Wichita St.	69	72	0113	69	H	SMU	76	67	0201	98	H	UConn	90	88	0103	202	H	UTSA	100	96	1128								
28	A	Wichita St.	71	90	0128	76	N	Illinois St.	68	84	1119	105	N	Iowa St.	78	80	1117	234	H	Lamar University	67	74	1110								
34	A	Temple	58	59	0117	76	A	Illinois St.	58	65	1202	123	H	Memphis	64	51	0120	235	H	Oral Roberts	90	71	1113								
42	A	Houston	71	104	0111	83	A	Oklahoma St.	59	71	1219	159	N	Western Mich.	81	74	1116	236	H	Manhattan	80	66	1216								
70	A	Kansas St.	61	54	1209	123	A	Memphis	67	76	0106							257	H	Central Ark.	92	72	1125								
						130	A	Tulane	65	56	1231							266	H	Prairie View	77	73	1214								
																		273	H	East Carolina	79	53	1228								
																		286	A	South Fla.	63	54	0204								

Non-Div I Games:

South Dakota

■ Loss,
 ■ Non-Conf,
 ■ Site,
 ■ Home,
 ■ Away,
 ■ Neutral

DIV. I ONLY	14- 8	90	102	143	102
DIV. I NON-CONF.	8- 3	75	254	295	138

Quadrant 1		Quadrant 2		Quadrant 3	Quadrant 4
OVERALL	1-3	1-1	4-4	8-0	14- 8
HOME	0-1	0-1	2-2	6-0	8- 4
AWAY	1-2	1-0	2-1	1-0	5- 3
NEUTRAL	0-0	0-0	0-1	1-0	1- 1
NON-CONFERENCE	0-1	0-0	1-2	7-0	8- 3
Q1: (H:1-30)(N:1-50)(A:1-75) 1-3 overall, 0-1 non_conference		Q2: (H:31-75)(N:51-100)(A:(76-135) 1-1 overall, 0-0 non_conference		Q3: (H:76-160)(N:101-200)(A:136-240) 4-4 overall, 1-2 non_conference	
RPI S Opponent Score		RPI S Opponent Score		RPI S Opponent Score	
12 H Nevada 65 80 1227		37 H Boise St. 64 70 0109		95 H Oregon 61 68 1216	
12 A Nevada 92 102 0131		126 A San Diego St. 77 73 0117		113 N Evansville 57 59 1121	
41 A Arkansas 75 83 1117				146 A Utah St. 79 81 0103	
66 A Wyoming 80 62 0203				146 H Utah St. 62 65 0127	
				150 H UNLV 69 63 0123	
				160 H New Mexico 89 80 0113	
				192 A Colorado St. 82 79 0106	
				201 A Long Beach St. 106 70 1202	
				182 H Weber St. 83 71 1130	
				207 N George Mason 79 73 1122	
				231 H CSU Bakersfield 70 55 1205	
				246 H Montana St. 80 67 1126	
				247 H Air Force 71 59 1230	
				277 A Cal Poly 83 63 1209	
				297 H Ark.-Pine Bluff 78 52 1213	
				345 H CSUN 89 73 1113	

Non-Div I Games: IIC Santa Cruz 96 65 Cal St. Monterey B 93 56

Non-Div I Games: Shenandoah	103	54	Milligan	126	69
-----------------------------	-----	----	----------	-----	----

RPI	S	Opponent	Score
163	H	Wisconsin	63 64 1204
197	H	Rutgers	60 43 0127
205	H	George Washington	74 54 1209
235	H	Oral Roberts	86 48 1124
269	H	Fairleigh Dickinson	81 57 1112
279	H	Campbell	86 75 1110
293	H	Columbia	79 65 1117
322	H	Binghamton	80 65 1219
339	H	Coppin St.	88 43 1230

GmDte	OT
-------	----

DIV. I ONLY				12- 10				148				66				45				105											
DIV. I NON-CONF.				9- 3				59				232				147				118											
Quadrant 1				Quadrant 2				Quadrant 3				Quadrant 4				TOTALS															
OVERALL				2-5				2-4				3-0				5-1				12- 10											
HOME				1-1				1-2				2-0				4-1				8- 4											
AWAY				0-4				0-2				0-0				0-0				0- 6											
NEUTRAL				1-0				1-0				1-0				1-0				4- 0											
NON-CONFERENCE				1-2				1-0				2-0				5-1				9- 3											
Q1: (H:1-30)(N:1-50)(A:1-75) 2-5 overall, 1-2 non_conference								Q2: (H:31-75)(N:51-100)(A:76-135) 2-4 overall, 1-0 non_conference								Q3: (H:76-160)(N:101-200)(A:136-240) 3-0 overall, 2-0 non_conference								Q4: (H:161+)(N:201+)(A:241+) 5-1 overall, 5-1 non_conference							
RPI	S	Opponent	Score		RPI	S	Opponent	Score		RPI	S	Opponent	Score		RPI	S	Opponent	Score													
9	A	Kansas	78	83	0109	35	H	West Virginia	93	77	0131	92	H	Baylor	75	65	0113	244	H	Northern Ill.	94	80	1204								
13	H	Tennessee	45	68	0127	36	H	Texas	70	74	0101	148	H	Iowa	84	78	1207	254	H	Milwaukee	56	74	1113								
15	H	Texas Tech	70	52	0120	70	H	Kansas St.	75	91	1229	162	N	UNI	76	65	1216	262	N	Appalachian St.	104	98	1116								
29	A	TCU	73	96	0117	83	A	Oklahoma St.	87	96	0106							290	H	Western Ill.	70	45	1125								
33	A	Missouri	59	74	1110	92	A	Baylor	67	81	0203							335	H	UMES	55	49	1220								
36	A	Texas	57	73	0122	100	N	Tulsa	80	78	1117							347	H	Alcorn	78	58	1210								
37	N	Boise St.	75	64	1119																										

Non-Div I Games:

Iowa St.

Iowa St.

U
N
C
G

DIV. I ONLY		14- 6	58	257	169	106
DIV. I NON-CONF.		6- 4	126	217	127	137
Quadrant 1		Quadrant 2		Quadrant 3		Quadrant 4
OVERALL	1-2	0-1		4-1		9-2
HOME	0-0	0-0		3-1		6-0
AWAY	1-2	0-1		1-0		3-2
NEUTRAL	0-0	0-0		0-0		0-0
NON-CONFERENCE	1-1	0-1		1-1		4-1
Q1: (H:1-30)(N:1-50)(A:1-75) 1-2 overall, 1-1 non_conference		Q2: (H:31-75)(N:51-100)(A:(76-135) 0-1 overall, 0-1 non_conference		Q3: (H:76-160)(N:101-200)(A:136-240) 4-1 overall, 1-1 non_conference		Q4: (H:161+)(N:201+)(A:241+) 9-2 overall, 4-1 non_conference
RPI S Opponent Score	RPI S Opponent Score		RPI S Opponent Score		RPI S Opponent Score	
1 A Virginia 48 60 1110	116 A Wake Forest 75 81 1124		108 H Furman 71 61 0124		216 H Mercer 70 66 0120	
61 A ETSU 58 68 0111			119 H UNC Asheville 60 67 1219		242 H Delaware 79 66 1120	
62 A NC State 81 76 1216			129 H Elon 75 44 1207		252 A Liberty 76 75 1202	
			133 H Wofford 71 67 1230		260 H The Citadel 72 58 0118	
			195 A Western Caro. 66 55 0113		285 H UNCW 71 58 1213	
					291 A Samford 98 82 0127	
					295 A VMI 63 61 0106	
					295 H VMI 73 51 0201	
					304 A Chattanooga 85 87 0129	
					306 A Presbyterian 72 74 1128	
					338 H Longwood 71 40 1121	

U
N
C
G

Non-Div I Games: Ferrum	95 43	N.C. Wesleyan	82 48	Southeastern (Fla.)	85 67
-------------------------	-------	---------------	-------	---------------------	-------

DIV. I ONLY				14- 9				106				98				62				107											
DIV. I NON-CONF.				8- 5				120				41				41				105											
Quadrant 1				Quadrant 2				Quadrant 3				Quadrant 4				TOTALS															
OVERALL 0-4				0-3				6-1				8-1				14- 9															
HOME 0-2				0-1				2-0				8-1				10- 4															
AWAY 0-1				0-1				3-1				0-0				3- 3															
NEUTRAL 0-1				0-1				1-0				0-0				1- 2															
NON-CONFERENCE 0-3				0-2				3-0				5-0				8- 5															
Q1: (H:1-30)(N:1-50)(A:1-75) 0-4 overall, 0-3 non_conference								Q2: (H:31-75)(N:51-100)(A:76-135) 0-3 overall, 0-2 non_conference								Q3: (H:76-160)(N:101-200)(A:136-240) 6-1 overall, 3-0 non_conference								Q4: (H:161+)(N:201+)(A:241+) 8-1 overall, 5-0 non_conference							
RPI	S	Opponent	Score	RPI	S	Opponent	Score	RPI	S	Opponent	Score	RPI	S	Opponent	Score																
1	H	Virginia	67 76 1117	36	H	Texas	67 71 1205	86	H	Old Dominion	82 75 1202	164	H	Winthrop	69 55 1219																
6	H	Rhode Island	68 81 0202	60	N	Marquette	83 94 1120	90	H	Bucknell	85 79 1216	185	H	Richmond	52 67 0117																
17	A	Seton Hall	67 90 1209	111	A	Dayton	79 106 0112	145	A	Saint Louis	75 74 0123	205	H	George Washington	87 63 0120																
31	N	Michigan	60 68 1122					167	A	La Salle	80 74 0106	212	H	North Florida	95 85 1113																
								183	N	California	83 69 1121	217	H	Duquesne	78 67 0109																
								195	A	Saint Joseph's	81 87 0103	259	H	Grambling	94 65 1110																
								207	A	George Mason	84 76 0127	262	H	Appalachian St.	85 72 1128																
												267	H	Fordham	76 63 1230																
												295	H	VMI	75 65 1222																

Non-Div I Games:

DIV. I ONLY				14- 8	90	163	168	108			
DIV. I NON-CONF.				7- 4	110	68	137	63			
Quadrant 1				Quadrant 2		Quadrant 3		Quadrant 4	TOTALS		
OVERALL				0-3		1-3		10-2	14- 8		
HOME				0-0		0-1		6-1	8- 2		
AWAY				0-3		0-2		3-1	4- 6		
NEUTRAL				0-0		1-0		1-0	2- 0		
NON-CONFERENCE				0-3		1-0		4-1	7- 4		
Q1: (H:1-30)(N:1-50)(A:1-75)				Q2: (H:31-75)(N:51-100)(A:76-135)		Q3: (H:76-160)(N:101-200)(A:136-240)		Q4: (H:161+)(N:201+)(A:241+)			
0-3 overall, 0-3 non_conference				1-3 overall, 1-0 non_conference		3-0 overall, 2-0 non_conference		10-2 overall, 4-1 non_conference			
RPI	S	Opponent	Score	RPI	S	Opponent	Score	RPI	S	Opponent	Score
8	A	Duke	63 92 1120	61	H	ETSU	61 62 0118	119	H	UNC Asheville	83 72 1205
13	A	Tennessee	61 66 1220	85	N	Northeastern	78 67 1125	129	H	Elon	76 67 1114
25	A	Butler	65 82 1118	106	A	UNCG	61 71 0124	216	A	Mercer	85 73 0201
				133	A	Wofford	70 79 0113				
								164	H	Winthrop	74 93 1129
								174	H	Tennessee Tech	64 50 1202
								195	H	Western Caro.	100 66 0127
								216	H	Mercer	74 71 0106
								260	H	The Citadel	107 67 0104
								260	A	The Citadel	92 100 0203
								285	A	UNCW	90 84 1217
								291	H	Samford	78 67 0120
								295	A	VMI	87 57 1230
								300	N	New Hampshire	78 64 1124
								304	A	Chattanooga	73 55 0110
								327	H	South Carolina St.	101 72 1209

Non-Div I Games: Rob Jones

101 48

Montreat

103 47

DIV. I ONLY		13- 10	136	106	120	109
DIV. I NON-CONF.		6- 5	151	78	54	103
Quadrant 1		Quadrant 2		Quadrant 3		Quadrant 4
OVERALL	1-4	2-2		4-2		6-2
HOME	0-0	0-1		0-2		5-1
AWAY	1-1	2-1		3-0		1-1
NEUTRAL	0-3	0-0		1-0		0-0
NON-CONFERENCE	1-3	0-0		3-0		2-2
Q1: (H:1-30)(N:1-50)(A:1-75) 1-4 overall, 1-3 non_conference		Q2: (H:31-75)(N:51-100)(A:76-135) 2-2 overall, 0-0 non_conference		Q3: (H:76-160)(N:101-200)(A:136-240) 4-2 overall, 3-0 non_conference		Q4: (H:161+)(N:201+)(A:241+) 6-2 overall, 2-2 non_conference
RPI S Opponent Score	RPI S Opponent Score		RPI S Opponent Score		RPI S Opponent Score	
2 N Villanova 71 95 1222	74 H Col. of Charleston 85 86 0203		85 H Northeastern 67 81 0125		224 H Army West Point 77 74 1110	
4 N Clemson 59 78 1117	85 A Northeastern 71 70 0102		111 N Dayton 72 69 1116		236 H Manhattan 61 63 1220	
5 N Auburn 78 89 1119	103 A William & Mary 87 90 1230		129 H Elon 76 89 0107		242 H Delaware 90 63 0118	
68 A Rider 88 82 1209	122 A Towson 76 73 0111		215 A Monmouth 85 84 1206		242 A Delaware 64 59 0127	
74 A Col. of Charleston 70 76 0120			220 A Drexel 91 86 0113		285 H UNCW 96 76 0201	
			238 A Stony Brook 84 81 1212		287 A Siena 76 85 1125	
					292 H James Madison 87 81 0105	
					312 H Kennesaw St. 75 57 1113	

Non-Div I Games: Mollov

107 72

lon
n
a

■ Loss, ■ Non-Conf, S Site, H Home, A Away, N Neutral

DIV. I ONLY

DIV. I NON-CONF.

11- 10

5- 6

162

195

92

86

176

186

112

116

Quadrant 1

OVERALL0-3

HOME0-0

AWAY0-3

NEUTRAL0-0

NON-CONFERENCE0-2

Quadrant 2

0-1

0-0

0-1

0-0

0-1

Quadrant 3

5-3

3-1

2-2

0-0

1-2

Quadrant 4

6-3

2-2

3-0

1-1

4-1

TOTALS

11- 10

5- 3

5- 6

1- 1

5- 6

Q1: (H:1-30)(N:1-50)(A:1-75)

0-3 overall, 0-2 non_conference

Q2: (H:31-75)(N:51-100)(A:76-135)

0-1 overall, 0-1 non_conference

Q3: (H:76-160)(N:101-200)(A:136-240)

5-3 overall, 1-2 non_conference

Q4: (H:161+)(N:201+)(A:241+)

6-3 overall, 4-1 non_conference

RPI

S

Opponent

Score

20

A

Ohio St.

59

72

1230

32

A

Buffalo

66

82

0113

33

A

Missouri

51

70

1205

RPI

S

Opponent

Score

130

A

Tulane

59

80

1122

RPI

S

Opponent

Score

93

H

Wright St.

73

67

1114

125

H

Ball St.

71

53

0120

155

H

Kent St.

80

69

0109

159

H

Western Mich.

62

67

0106

166

A

Central Mich.

70

61

0123

175

A

DePaul

66

83

1221

177

A

Bowling Green

77

72

0102

178

A

Austin Peay

61

86

1126

RPI

S

Opponent

Score

177

H

Bowling Green

70

81

0116

186

H

Fort Wayne

81

73

1209

191

H

Eastern Mich.

48

58

0127

210

N

Hartford

58

68

1119

244

A

Northern Ill.

81

65

0203

253

H

Akron

79

64

0130

265

N

LIU Brooklyn

78

74

1117

267

A

Fordham

55

54

1110

290

A

Western Ill.

76

73

1202

Non-Div I Games: Rio Grande 109 70 Midway 123 40

DIV. I ONLY				13- 10		136		96		139		113											
DIV. I NON-CONF.				8- 3		75		104		302		56											
<hr/>																							
Quadrant 1				Quadrant 2				Quadrant 3				Quadrant 4		TOTALS									
OVERALL		0-2		0-3				7-4				6-1		13- 10									
HOME		0-0		0-0				4-1				6-1		10- 2									
AWAY		0-2		0-3				2-2				0-0		2- 7									
NEUTRAL		0-0		0-0				1-1				0-0		1- 1									
NON-CONFERENCE		0-1		0-0				3-2				5-0		8- 3									
Q1: (H:1-30)(N:1-50)(A:1-75) 0-2 overall, 0-1 non_conference						Q2: (H:31-75)(N:51-100)(A:(76-135)) 0-3 overall, 0-0 non_conference						Q3: (H:76-160)(N:101-200)(A:136-240) 7-4 overall, 3-2 non_conference						Q4: (H:161+)(N:201+)(A:241+) 6-1 overall, 5-0 non_conference					
RPI	S	Opponent	Score		RPI	S	Opponent	Score		RPI	S	Opponent	Score		RPI	S	Opponent	Score					
8	A	Duke	40	104	1220	76	A	Illinois St.	71 75	0203	76	H	Illinois St.	66 72	1223	161	H	Indiana St.	66 71				
52	A	Loyola Chicago	59	66	1230	89	A	Southern Ill.	63 65	0103	97	H	Bradley	68 44	0106	162	H	UNI	57 49				
						97	A	Bradley	53 66	0120	102	N	Fresno St.	59 57	1121	178	H	Austin Peay	78 74				
											118	H	Missouri St.	64 55	0110	241	H	Southeast Mo. St.	66 50				
											128	H	Canisius	65 58	1209	275	H	Arkansas St.	77 63				
											147	A	Drake	65 81	0113	302	H	N.C. Central	68 55				
											147	H	Drake	77 73	0127	322	H	Binghamton	66 61				
											158	N	Louisiana Tech	61 63	1122								
											160	A	New Mexico	59 78	1129								
											177	A	Bowling Green	91 76	1205								
											187	A	Valparaiso	75 65	0124								

Non-Div I Games: Midway	79	52	Oakland City	98	56
-------------------------	----	----	--------------	----	----

DIV. I ONLY	14- 8	90	182	153	114
DIV. I NON-CONF.	8- 4	95	285	238	143

Quadrant 1		Quadrant 2	Quadrant 3	Quadrant 4	TOTALS
OVERALL	2-2	0-3	1-2	11-1	14- 8
HOME	1-0	0-1	1-0	9-0	11- 1
AWAY	1-2	0-2	0-2	2-1	3- 7
NEUTRAL	0-0	0-0	0-0	0-0	0- 0
NON-CONFERENCE	1-1	0-1	0-1	7-1	8- 4
Q1: (H:1-30)(N:1-50)(A:1-75) 2-2 overall, 1-1 non_conference		Q2: (H:31-75)(N:51-100)(A:76-135) 0-3 overall, 0-1 non_conference	Q3: (H:76-160)(N:101-200)(A:136-240) 1-2 overall, 0-1 non_conference	Q4: (H:161+)(N:201+)(A:241+) 11-1 overall, 7-1 non_conference	
RPI S Opponent Score	RPI S Opponent Score	RPI S Opponent Score	RPI S Opponent Score	RPI S Opponent Score	
3 A Xavier 77 81 1219	50 H Western Ky. 87 112 0106	154 A Illinois 74 91 1119	172 H UAB 86 78 0120		
22 H Middle Tenn. 73 63 0118	86 A Old Dominion 76 82 0113	158 H Louisiana Tech 78 65 1230	203 H Southern Miss. 85 66 1228		
50 A Western Ky. 74 85 0127	103 A William & Mary 104 114 1129	202 A UTSA 77 81 0201	229 H Ohio 99 96 1216		
72 A Toledo 93 87 1209			253 H Akron 86 64 1202		
			272 A Morehead St. 83 86 1116		
			282 H Eastern Ky. 91 71 1222		
			296 H UT Martin 102 91 1110		
			302 H N.C. Central 92 84 1122		
			304 H Chattanooga 70 66 1205		
			307 A UTEP 74 65 0203		
			308 A Charlotte 91 83 0111		
			324 H Southern U. 83 74 1113		

Non-Div I Games: Concord 106 70

Marshall

Marshall

DIV. I ONLY				12- 9				131				155				225				115											
DIV. I NON-CONF.				7- 5				134				10				151				18											
Quadrant 1				Quadrant 2				Quadrant 3				Quadrant 4				TOTALS															
OVERALL 0-4				1-0				4-3				7-2				12- 9															
HOME 0-0				0-0				1-1				4-1				5- 2															
AWAY 0-4				1-0				3-2				3-1				7- 7															
NEUTRAL 0-0				0-0				0-0				0-0				0- 0															
NON-CONFERENCE 0-4				1-0				4-1				2-0				7- 5															
Q1: (H:1-30)(N:1-50)(A:1-75) 0-4 overall, 0-4 non_conference								Q2: (H:31-75)(N:51-100)(A:76-135) 1-0 overall, 1-0 non_conference								Q3: (H:76-160)(N:101-200)(A:136-240) 4-3 overall, 4-1 non_conference								Q4: (H:161+)(N:201+)(A:241+) 7-2 overall, 2-0 non_conference							
RPI	S	Opponent	Score		RPI	S	Opponent	Score		RPI	S	Opponent	Score		RPI	S	Opponent	Score													
7	A	Purdue	66	98	1230	77	A	Belmont	74 66 1127	77	H	Belmont	69 54 1204	233	H	Abilene Christian	67 65 1217														
13	A	Tennessee	71	81	1209					135	H	FGCU	83 88 0118	243	A	NJIT	86 79 0127														
36	A	Texas	57	80	1118					174	A	Tennessee Tech	80 86 1129	243	H	NJIT	77 81 0203														
39	A	Alabama	64	86	1114					188	A	Tennessee St.	95 86 1202	271	A	Jacksonville	69 87 0113														
										212	A	North Florida	96 *** 0111	272	H	Morehead St.	77 70 1112														
										223	A	Navy	73 64 1221	312	A	Kennesaw St.	86 71 0106														
										233	A	Abilene Christian	75 67 1120	325	H	Stetson	85 82 0120														
														344	H	USC Upstate	92 78 0124														
														344	A	USC Upstate	110 106 0129														

Non-Div I Games:	Fisk	99 53	Emory	98 83	Florida Col	100 68
------------------	------	-------	-------	-------	-------------	--------

Lipscomb

Lipscomb

W
a
k
e
F
o
r
e
s
t

■ Loss, ■ Non-Conf, S Site, H Home, A Away, N Neutral

DIV. I ONLY		14- 10	127	122	137	118
DIV. I NON-CONF.		9- 3	59	203	292	99
Quadrant 1		Quadrant 2		Quadrant 3		Quadrant 4
OVERALL		2-3		3-5		8-1
HOME		1-0		1-2		6-1
AWAY		0-3		2-2		0-0
NEUTRAL		1-0		0-1		2-0
NON-CONFERENCE		1-0		2-2		5-1
Q1: (H:1-30)(N:1-50)(A:1-75)		Q2: (H:31-75)(N:51-100)(A:76-135)		Q3: (H:76-160)(N:101-200)(A:136-240)		Q4: (H:161+)(N:201+)(A:241+)
1-1 overall, 1-0 non_conference		2-3 overall, 1-0 non_conference		3-5 overall, 2-2 non_conference		8-1 overall, 5-1 non_conference
RPI S Opponent Score	RPI S Opponent Score		RPI S Opponent Score	RPI S Opponent Score		RPI S Opponent Score
50 A Western Ky. 85 80 1110	52 H Loyola Chicago 64 59 1222		76 H Illinois St. 60 76 0130	161 H Indiana St. 76 73 0114		
52 A Loyola Chicago 75 97 0203	65 N South Dakota St. 73 53 1202		89 H Southern Ill. 77 79 0127	162 H UNI 62 55 0104		
	76 A Illinois St. 68 72 0107		93 H Wright St. 66 50 1219	187 H Valparaiso 64 57 0117		
	97 A Bradley 52 72 0123		144 N Ga. Southern 73 74 1120	192 H Colorado St. 77 67 1128		
	113 A Evansville 55 64 0110		147 A Drake 58 61 0120	193 H North Dakota St. 54 57 1117		
			187 A Valparaiso 67 50 1231	236 N Manhattan 69 65 1121		
			193 A North Dakota St. 71 58 1204	245 N Fla. Atlantic 71 60 1122		
			235 A Oral Roberts 66 73 1210	313 H Hampton 88 75 1208		
				324 H Southern U. 86 58 1115		

Non-Div I Games: Evannel 80 48

Missouri St.

Missouri St.

178	A	Austin Peay	82	79	1119	252	A	Liberty	84	68	0121
						263	A	High Point	74	84	0103
						263	H	High Point	84	77	0127
						279	H	Campbell	85	79	1230
						279	A	Campbell	64	57	0201
						306	A	Presbyterian	76	56	0112
						306	H	Presbyterian	75	61	0203
						310	H	Charleston So.	83	73	0115
						338	H	Longwood	90	80	0109
						344	H	USC Upstate	82	70	1129

Non-Div I Games: Milligan	97	60	Leaps-McRae	92	60
---------------------------	----	----	-------------	----	----

V
a
n
d
e
r
b
i
l
t

GmDte OT

[illegible]

Non-Div I Games:

T
O
W
S
O
N

■ Loss, ■ Non-Conf, S Site, H Home, A Away, N Neutral

RPI	S	Opponent	Score
216	H	Mercer	83 81 1202
237	H	New Orleans	63 52 1121
273	A	East Carolina	85 88 0203
286	A	South Fla.	86 74 0131
287	H	Siena	70 66 1220
291	H	Samford	65 64 1205
311	H	Little Rock	70 62 1114
318	H	Loyola Maryland	83 71 1223
340	H	Bryant	90 72 1209

M
e
m
p
h
i
s

GmDte OT

DIV. I ONLY

DIV. I NON-CONF.

15- 7

5- 5

69

173

230

54

230

158

124

109

Quadrant 1

OVERALL 0-2

HOME 0-0

AWAY 0-2

NEUTRAL 0-0

NON-CONFERENCE 0-2

Quadrant 2

1-2

1-0

0-1

0-1

1-2

Quadrant 3

2-3

0-2

1-1

1-0

1-1

Quadrant 4

12-0

6-0

5-0

1-0

3-0

TOTALS

15- 7

7- 2

6- 4

2- 1

5- 5

Q1: (H:1-30)(N:1-50)(A:1-75)

0-2 overall, 0-2 non_conference

Q2: (H:31-75)(N:51-100)(A:(76-135)

1-2 overall, 1-2 non_conference

Q3: (H:76-160)(N:101-200)(A:136-240)

2-3 overall, 1-1 non_conference

Q4: (H:161+)(N:201+)(A:241+)

12-0 overall, 3-0 non_conference

RPI S Opponent Score

30 A Texas A&M 58 64 1219

61 A ETSU 71 84 1206

RPI S Opponent Score

51 N Vermont 64 66 1119

61 H ETSU 81 63 1110

123 A Memphis 74 76 1125

RPI S Opponent Score

93 H Wright St. 81 84 0111

110 N Iona 85 72 1118

142 A Oakland 87 83 0105

142 H Oakland 70 83 0126

157 A UMBC 75 76 1217

RPI S Opponent Score

221 H Ill.-Chicago 86 51 1230

254 A Milwaukee 91 64 0118

272 H Morehead St. 86 49 1202

282 H Eastern Ky. 91 63 1210

288 A Detroit Mercy 56 54 0107

288 H Detroit Mercy 72 44 0128

292 N James Madison 87 78 1117

316 H IUPUI 77 59 1228

319 A Youngstown St. 95 85 0201

326 H Cleveland St. 70 55 0115

326 A Cleveland St. 78 61 0203

337 A Green Bay 77 65 0120

Non-Div I Games: Wilmington (OH) 93 65 Berea 112 33

DIV. I ONLY		13- 9	119	187	119	125
DIV. I NON-CONF.		8- 4	95	275	124	120
Quadrant 1		Quadrant 2		Quadrant 3		Quadrant 4
OVERALL	1-1	1-5		2-3		9-0
HOME	0-0	0-1		0-0		9- 1
AWAY	1-1	1-4		2-3		0-0
NEUTRAL	0-0	0-0		0-0		0-0
NON-CONFERENCE	0-1	1-3		1-0		6-0
Q1: (H:1-30)(N:1-50)(A:1-75)		Q2: (H:31-75)(N:51-100)(A:76-135)		Q3: (H:76-160)(N:101-200)(A:136-240)		Q4: (H:161+)(N:201+)(A:241+)
1-1 overall, 0-1 non_conference		1-5 overall, 1-3 non_conference		2-3 overall, 1-0 non_conference		9-0 overall, 6-0 non_conference
RPI S Opponent Score			RPI S Opponent Score			RPI S Opponent Score
14 A Oklahoma 69 108 1115			32 H Buffalo 63 83 0106			166 H Central Mich. 82 76 0116
72 A Toledo 75 63 0130			81 A Notre Dame 80 77 1205			187 H Valparaiso 71 70 1209
			90 A Bucknell 83 87 1122			191 H Eastern Mich. 72 62 0102
			95 A Oregon 71 95 1119			212 H North Florida 79 65 1219
			111 A Dayton 77 78 1110			238 H Stony Brook 87 76 1117
			112 A Miami (OH) 53 71 0120			253 H Akron 111 106 0127
						315 H Jackson St. 70 54 1222
						316 H IUPUI 83 64 1202
						343 H Florida A&M 75 54 1229

Non-Div I Games: Oakland City 81 57

DIV. I ONLY		12- 8	115	152	94	126
DIV. I NON-CONF.		7- 3	82	166	83	98
<hr/>						
Quadrant 1		Quadrant 2		Quadrant 3		Quadrant 4
TOTALS		TOTALS		TOTALS		TOTALS
OVERALL		3-0		3-4		6-1
HOME		1-0		2-1		5-1
AWAY		1-0		1-2		0-0
NEUTRAL		1-0		0-1		1-0
NON-CONFERENCE		3-0		1-1		3-1
Q1: (H:1-30)(N:1-50)(A:1-75)		Q2: (H:31-75)(N:51-100)(A:76-135)		Q3: (H:76-160)(N:101-200)(A:136-240)		Q4: (H:161+)(N:201+)(A:241+)
0-3 overall, 0-1 non_conference		3-0 overall, 3-0 non_conference		3-4 overall, 1-1 non_conference		6-1 overall, 3-1 non_conference
RPI	S	Opponent	Score	RPI	S	Opponent
37	A	Boise St.	80 83 0113	46	H	Gonzaga
43	A	Arizona St.	68 90 1114	59	N	Georgia
66	A	Wyoming	69 82 1227	132	A	San Diego
RPI	S	Opponent	Score	RPI	S	Opponent
97	H	Bradley	75 52 1203	183	H	California
102	H	Fresno St.	73 77 0117	192	H	Colorado St.
146	H	Utah St.	79 59 1230	247	H	Air Force
150	A	UNLV	78 88 0127	276	H	Eastern Ill.
160	A	New Mexico	75 79 0120	278	N	Sacramento St.
169	N	Washington St.	86 93 1126	301	H	San Jose St.
192	A	Colorado St.	77 68 0102	309	H	McNeese

Non-Div I Games:	San Diego Christia	91	52
------------------	--------------------	----	----

DIV. I ONLY				12- 9				103				315				127							
DIV. I NON-CONF.				6- 4				162				250				108							
Quadrant 1				Quadrant 2				Quadrant 3				Quadrant 4				TOTALS							
OVERALL				1-1				3-4				8-2				12- 9							
HOME				0-0				1-2				5-1				6- 3							
AWAY				1-1				1-2				1-1				3- 6							
NEUTRAL				0-0				1-0				2-0				3- 0							
NON-CONFERENCE				1-1				1-2				4-0				6- 4							
Q1: (H:1-30)(N:1-50)(A:1-75) 1-1 overall, 1-1 non_conference				Q2: (H:31-75)(N:51-100)(A:76-135) 0-2 overall, 0-1 non_conference				Q3: (H:76-160)(N:101-200)(A:136-240) 3-4 overall, 1-2 non_conference				Q4: (H:161+)(N:201+)(A:241+) 8-2 overall, 4-0 non_conference											
RPI	S	Opponent	Score		RPI	S	Opponent	Score		RPI	S	Opponent	Score		RPI	S	Opponent	Score					
64	A	Colorado	51	66	1110	84	A	UC Davis	51	56	1129	84	H	UC Davis	59	72	1113	173	H	Eastern Wash.	88	75	1229
66	A	Wyoming	91	84	1219	88	A	Montana	80	89	0106	88	H	Montana	79	88	0201	182	H	Weber St.	74	78	0111
												101	N	South Dakota	63	62	1125	203	N	Southern Miss.	77	63	1126
												149	H	Idaho	81	77	1231	218	H	North Dakota	94	91	0120
												149	A	Idaho	80	63	0125	246	A	Montana St.	64	76	0104
												150	A	UNLV	91	94	1222	246	H	Montana St.	86	63	0203
												173	A	Eastern Wash.	65	67	0127	249	H	Denver	83	63	1213
																		280	H	Idaho St.	94	80	0113
																		319	N	Youngstown St.	80	67	1124
																		329	A	Pepperdine	84	82	1117

Non-Div I Games:	Northern NM	99	60	Western St	87	75	Okla Panhandle	104	53
------------------	-------------	----	----	------------	----	----	----------------	-----	----

DIV. I ONLY	15- 9	98	211	242	128
DIV. I NON-CONF.	6- 7	186	230	273	198
Quadrant 1		Quadrant 2	Quadrant 3	Quadrant 4	TOTALS
OVERALL	0-1	2-2	4-3	9-3	15- 9
HOME	0-0	1-1	2-0	4-1	7- 2
AWAY	0-1	1-1	2-3	3-2	6- 7
NEUTRAL	0-0	0-0	0-0	2-0	2- 0
NON-CONFERENCE	0-1	0-2	2-3	4-1	6- 7
Q1: (H:1-30)(N:1-50)(A:1-75) 0-1 overall, 0-1 non_conference		Q2: (H:31-75)(N:51-100)(A:76-135) 2-2 overall, 0-2 non_conference	Q3: (H:76-160)(N:101-200)(A:136-240) 4-3 overall, 2-3 non_conference	Q4: (H:161+)(N:201+)(A:241+) 9-3 overall, 4-1 non_conference	
RPI S Opponent Score	RPI S Opponent Score	RPI S Opponent Score	RPI S Opponent Score	RPI S Opponent Score	
32 A Buffalo 75 80 1111	48 H St. Bonaventure 65 73 1206	110 H Iona 85 78 1231	170 H Niagara 89 105 0127		
	68 H Rider 77 76 1229	129 H Elon 67 51 1219	215 H Monmouth 94 79 0114		
	110 A Iona 84 82 0121	137 A Albany (NY) 65 68 1216	239 N Texas St. 68 62 1124		
	113 A Evansville 58 65 1209	143 A Pacific 58 80 1126	247 A Air Force 79 93 1114		
		188 A Tennessee St. 52 60 1121	256 H Saint Peter's 70 58 0112		
		189 A Robert Morris 76 62 1222	256 A Saint Peter's 73 58 0204		
		236 A Manhattan 68 59 0119	284 A Quinnipiac 82 74 0105		
			287 A Siena 62 65 0107		
			297 N Ark.-Pine Bluff 81 58 1125		
			319 H Youngstown St. 104 84 1118		
			320 A Marist 73 67 0202		
			342 H Dartmouth 73 60 1202		

Non-Div I Games:

DIV. I ONLY				13- 9				119				114				109				130											
DIV. I NON-CONF.				9- 3				59				185				296				81											
Quadrant 1				Quadrant 2				Quadrant 3				Quadrant 4				TOTALS															
OVERALL				1-3				2-3				2-2				8-1				13- 9											
HOME				0-0				2-1				1-2				6-1				9- 4											
AWAY				1-2				0-2				0-0				1-0				2- 4											
NEUTRAL				0-1				0-0				1-0				1-0				2- 1											
NON-CONFERENCE				0-2				0-1				2-0				7-0				9- 3											
Q1: (H:1-30)(N:1-50)(A:1-75) 1-3 overall, 0-2 non_conference								Q2: (H:31-75)(N:51-100)(A:76-135) 2-3 overall, 0-1 non_conference								Q3: (H:76-160)(N:101-200)(A:136-240) 2-2 overall, 2-0 non_conference								Q4: (H:161+)(N:201+)(A:241+) 8-1 overall, 7-0 non_conference							
RPI	S	Opponent	Score		RPI	S	Opponent	Score		RPI	S	Opponent	Score		RPI	S	Opponent	Score													
10	A	North Carolina	73	97	1203	34	H	Temple	76	83	0204	98	H	UConn	57	67	0113	181	H	Nicholls St.	76	69	1218								
34	A	Temple	85	75	1228	42	H	Houston	81	72	0117	100	H	Tulsa	56	65	1231	211	H	Southeastern La.	89	66	1113								
40	N	Florida St.	53	72	1210	69	H	SMU	73	70	0104	112	H	Miami (OH)	80	59	1122	261	H	South Ala.	77	73	1221								
69	A	SMU	62	73	0120	123	A	Memphis	89	96	0109	192	N	Colorado St.	80	53	1117	265	H	LIU Brooklyn	102	96	1110								
						134	A	Georgia St.	59	70	1126							267	N	Fordham	63	55	1119								
																		273	A	East Carolina	71	69	0131								
																		286	H	South Fla.	75	80	0125								
																		324	H	Southern U.	95	76	1206								
																		347	H	Alcorn	81	65	1129								

Non-Div I Games:

DIV. I ONLY

DIV. I NON-CONF.

12- 9

5- 6

131

195

196

140

64

91

131

170

Quadrant 1

OVERALL 0-4

HOME 0-1

AWAY 0-2

NEUTRAL 0-1

NON-CONFERENCE 0-4

Quadrant 2

1-1

1-0

0-1

0-0

0-0

Quadrant 3

3-2

1-0

2-2

0-0

0-1

Quadrant 4

8-2

5-1

2-1

1-0

5-1

TOTALS

12- 9

7- 2

4- 6

1- 1

5- 6

Q1: (H:1-30)(N:1-50)(A:1-75)

0-4 overall, 0-4 non_conference

Q2: (H:31-75)(N:51-100)(A:76-135)

1-1 overall, 0-0 non_conference

Q3: (H:76-160)(N:101-200)(A:136-240)

3-2 overall, 0-1 non_conference

Q4: (H:161+)(N:201+)(A:241+)

8-2 overall, 5-1 non_conference

RPI

S

Opponent

Score

1

A

Virginia

60 80 1216

10

H

North Carolina

75 85 1201

12

A

Nevada

68 81 1121

45

N

New Mexico St.

68 69 1222

RPI

S

Opponent

Score

48

H

St. Bonaventure

83 73 0119

111

A

Dayton

64 65 0123

RPI

S

Opponent

Score

145

H

Saint Louis

54 51 0103

185

A

Richmond

58 69 1230

190

A

Hawaii

71 79 1223

205

A

George Washington

87 58 0203

207

A

George Mason

86 59 0107

RPI

S

Opponent

Score

167

H

La Salle

84 65 0131

185

H

Richmond

63 66 0128

205

H

George Washington

72 45 0110

253

N

Akron

91 78 1225

262

A

Appalachian St.

62 78 1125

267

A

Fordham

75 45 0114

285

H

UNCW

108 81 1114

295

H

VMI

74 51 1205

308

A

Charlotte

85 70 1128

310

H

Charleston So.

110 62 1110

Non-Div I Games:

DIV. I ONLY		14- 9	106	173	161	132
DIV. I NON-CONF.		8- 3	75	212	252	111
Quadrant 1		Quadrant 2		Quadrant 3		Quadrant 4
OVERALL		2-4	0-1	2-2		10-2
HOME		0-1	0-0	0-1		8- 4
AWAY		2-3	0-1	2-1		2-0
NEUTRAL		0-0	0-0	0-0		0-0
NON-CONFERENCE		2-0	0-1	1-1		5-1
TOTALS						14- 9
Q1: (H:1-30)(N:1-50)(A:1-75)		Q2: (H:31-75)(N:51-100)(A:76-135)		Q3: (H:76-160)(N:101-200)(A:136-240)		Q4: (H:161+)(N:201+)(A:241+)
2-4 overall, 2-0 non_conference		0-1 overall, 0-1 non_conference		2-2 overall, 1-1 non_conference		10-2 overall, 5-1 non_conference
RPI S Opponent Score	RPI S Opponent Score		RPI S Opponent Score		RPI S Opponent Score	
24 A Saint Mary's (CA) 63 70 0106	87 A UC Santa Barbara 57 67 1202		126 H San Diego St. 57 66 1130		165 H San Francisco 73 63 1228	
24 H Saint Mary's (CA) 62 65 0203			143 A Pacific 70 74 0111		189 H Robert Morris 65 53 1115	
45 A New Mexico St. 65 60 1206			208 A Grand Canyon 72 62 1125		209 H North Texas 83 86 1216	
46 A Gonzaga 59 69 0201			228 A Portland 81 74 0104		228 H Portland 49 55 0118	
64 A Colorado 69 59 1212					274 H Santa Clara 66 58 0125	
71 A BYU 58 74 0120					283 H Loyola Marymount 75 71 0113	
					283 A Loyola Marymount 89 82 0127	
					289 H Norfolk St. 71 62 1118	
					301 A San Jose St. 81 64 1112	
					303 H Northern Ariz. 79 51 1209	
					311 H Little Rock 66 52 1120	
					329 H Pepperdine 74 66 1230	

Non-Div I Games: I IFF Pacific 94 51

S
a
n
D
i
e
g
o

S
a
n
D
i
e
g
o

DIV. I ONLY				13- 8				103				239				115				133											
DIV. I NON-CONF.				6- 4				126				147				14				84											
Quadrant 1				Quadrant 2				Quadrant 3				Quadrant 4				TOTALS															
OVERALL				1-1				0-4				3-2				9-1				13- 8											
HOME				0-0				0-2				2-0				6-0				8- 2											
AWAY				1-1				0-2				1-2				2-1				4- 6											
NEUTRAL				0-0				0-0				0-0				1-0				1- 0											
NON-CONFERENCE				1-1				0-2				2-1				3-0				6- 4											
Q1: (H:1-30)(N:1-50)(A:1-75) 1-1 overall, 1-1 non_conference								Q2: (H:31-75)(N:51-100)(A:76-135) 0-4 overall, 0-2 non_conference								Q3: (H:76-160)(N:101-200)(A:136-240) 3-2 overall, 2-1 non_conference								Q4: (H:161+)(N:201+)(A:241+) 9-1 overall, 3-0 non_conference							
RPI	S	Opponent	Score		RPI	S	Opponent	Score		RPI	S	Opponent	Score		RPI	S	Opponent	Score													
10	A	North Carolina	79	75	1220	61	H ETSU	62	75	0127	108	H Furman	79	70	0113	176	H Harvard	63	62	0110											
15	A	Texas Tech	56	79	1122	63	H South Carolina	52	73	1110	140	H Georgia Tech	63	60	1206	195	H Western Caro.	77	68	0129											
						106	A UNCG	67	71	1230	183	A California	65	79	1116	212	H North Florida	86	83	1119											
						119	A UNC Asheville	65	85	1126	216	A Mercer	65	73	0203	260	H The Citadel	109	92	0106											
											225	A Coastal Caro.	87	81	1129	260	A The Citadel	78	80	0201											
																263	N High Point	70	57	1217											
																291	A Samford	93	89	0118											
																295	H VMI	92	53	0104											
																295	A VMI	63	46	0124											
																304	H Chattanooga	71	67	0120											

Non-Div I Games:	Johnson & Wales /	104	45	Wash. & Lee	103	66	Rob Jones	96	65
------------------	-------------------	-----	----	-------------	-----	----	-----------	----	----

FGCU

DIV. I ONLY				15- 8	78	243	196	135			
DIV. I NON-CONF.				6- 8	213	110	130	180			
Quadrant 1				Quadrant 2		Quadrant 3		Quadrant 4			
OVERALL				0-4		1-0		11-3			
HOME				0-1		0-0		8-2			
AWAY				0-3		2-1		3-1			
NEUTRAL				0-0		0-0		0-0			
NON-CONFERENCE				0-4		2-1		4-3			
TOTALS				15- 8		9- 3		6- 5			
0-4 overall, 0-4 non_conference				1-0 overall, 0-0 non_conference		3-1 overall, 2-1 non_conference		11-3 overall, 4-3 non_conference			
RPI	S	Opponent	Score	RPI	S	Opponent	Score	RPI	S	Opponent	Score
6	A	Rhode Island	60 80 1227	115	A	Lipscomb	88 83 0118	76	H	Illinois St.	98 87 1111
22	A	Middle Tenn.	72 85 1121					153	A	UT Arlington	85 78 1209
22	H	Middle Tenn.	76 81 1202					177	A	Bowling Green	80 83 1118
28	A	Wichita St.	65 75 1222					212	A	North Florida	96 87 0124
								212	H	North Florida	103 70 0129
								223	H	Navy	70 54 1125
								235	H	Oral Roberts	64 83 1216
								243	H	NJIT	68 54 0113
								245	H	Fla. Atlantic	88 92 1205
								249	H	Denver	79 71 1124
								270	H	St. Francis Brooklyn	75 51 1126
								271	H	Jacksonville	68 62 0127
								271	A	Jacksonville	80 55 0203
								287	A	Siena	86 53 1113
								294	A	FIU	88 91 1219
								312	A	Kennesaw St.	66 49 0120
								325	H	Stetson	90 52 0106
								344	H	USC Upstate	75 58 0111

FGCU

Non-Div I Games:	Fla Memorial	76 42	Webber Int'l	115 61	Florida Tech	62 54
------------------	--------------	-------	--------------	--------	--------------	-------

DIV. I ONLY		10- 9	159	154	121	136
DIV. I NON-CONF.		5- 5	173	148	39	132
-----		-----				
Quadrant 1		Quadrant 2		Quadrant 3		Quadrant 4
TOTALS						
OVERALL	0-2	0-3	5-4	5-0	10- 9	
HOME	0-0	0-1	2-2	3-0	5- 3	
AWAY	0-2	0-2	3-2	2-0	5- 6	
NEUTRAL	0-0	0-0	0-0	0-0	0- 0	
NON-CONFERENCE	0-2	0-2	2-1	3-0	5- 5	
Q1: (H:1-30)(N:1-50)(A:1-75)		Q2: (H:31-75)(N:51-100)(A:76-135)		Q3: (H:76-160)(N:101-200)(A:136-240)		Q4: (H:161+)(N:201+)(A:241+)
0-2 overall, 0-2 non_conference		0-3 overall, 0-2 non_conference		5-4 overall, 2-1 non_conference		5-0 overall, 3-0 non_conference
RPI S Opponent Score	RPI S Opponent Score		RPI S Opponent Score		RPI S Opponent Score	
24 A Saint Mary's (CA) 57 76 1115	59 H Georgia 57 64 1123		78 H Utah Valley 91 83 1209		176 H Harvard 70 61 1126	
44 A Southern California 42 84 1110	78 A Utah Valley 78 87 1230		84 H UC Davis 85 70 0113		277 A Cal Poly 101 97 0106	
	87 A UC Santa Barbara 64 83 0117		87 H UC Santa Barbara 65 70 0125		278 H Sacramento St. 68 63 1124	
			139 A UC Irvine 67 64 0111		283 A Loyola Marymount 88 80 1222	
			139 H UC Irvine 58 63 0203		321 H UC Riverside 68 65 0103	
			183 A California 89 95 1216			
			190 A Hawaii 69 66 0127			
			201 A Long Beach St. 73 81 0120			
			228 A Portland 76 66 1206			

Non-Div I Games: Bethesda (CA)	77	35	Cal Lutheran	86	58
--------------------------------	----	----	--------------	----	----

DIV. I ONLY

DIV. I NON-CONF.

17- 7

11- 3

53

43

306

298

265

271

137

90

Quadrant 1

OVERALL 0-2

HOME 0-0

AWAY 0-2

NEUTRAL 0-0

NON-CONFERENCE 0-1

Quadrant 2

0-1

0-0

0-1

0-0

0-1

Quadrant 3

6-1

4-0

2-1

0-0

4-1

Quadrant 4

11-3

7-1

4-2

0-0

7-0

TOTALS

17- 7

11- 1

6- 6

0- 0

11- 3

Q1: (H:1-30)(N:1-50)(A:1-75)

0-2 overall, 0-1 non_conference

Q2: (H:31-75)(N:51-100)(A:76-135)

0-1 overall, 0-1 non_conference

Q3: (H:76-160)(N:101-200)(A:136-240)

6-1 overall, 4-1 non_conference

Q4: (H:161+)(N:201+)(A:241+)

11-3 overall, 7-0 non_conference

RPI

S

Opponent

Score

26

A

Louisville

68 70 1220

51

A

Vermont

50 61 0124

RPI

S

Opponent

Score

123

A

Memphis

58 67 1212

RPI

S

Opponent

Score

110

H

Iona

69 67 1110

128

H

Canisius

68 65 1216

155

H

Kent St.

78 68 1228

157

H

UMBC

83 39 0121

213

A

Boston U.

88 74 1113

215

A

Monmouth

73 81 1127

238

A

Stony Brook

57 50 0127

RPI

S

Opponent

Score

204

H

Colgate

75 69 1129

210

H

Hartford

64 72 0103

232

H

Yale

80 72 1117

238

H

Stony Brook

78 65 0110

287

A

Siena

74 69 1209

293

H

Columbia

86 82 1202

299

H

UMass Lowell

70 62 0118

300

A

New Hampshire

61 64 0106

300

H

New Hampshire

83 74 0203

305

A

Holy Cross

78 62 1125

322

A

Binghamton

66 79 0115

330

A

Maine

84 66 0113

340

H

Bryant

84 68 1206

342

A

Dartmouth

91 73 1122

Non-Div I Games: SIINY Oneonta 102 77

DIV. I ONLY		13- 10	136	227	229	138					
DIV. I NON-CONF.		5- 6	195	102	75	104					
Quadrant 1		Quadrant 2		Quadrant 3		Quadrant 4					
OVERALL	0-3	1-2		2-3		10-2					
HOME	0-0	0-0		1-0		5-1					
AWAY	0-3	0-2		0-3		5-1					
NEUTRAL	0-0	1-0		1-0		0-0					
NON-CONFERENCE	0-3	1-2		1-1		3-0					
Q1: (H:1-30)(N:1-50)(A:1-75)		Q2: (H:31-75)(N:51-100)(A:76-135)		Q3: (H:76-160)(N:101-200)(A:136-240)		Q4: (H:161+)(N:201+)(A:241+)					
0-3 overall, 0-3 non_conference		1-2 overall, 1-2 non_conference		2-3 overall, 1-1 non_conference		10-2 overall, 3-0 non_conference					
RPI	S	Opponent	Score	RPI	S	Opponent	Score	RPI	S	Opponent	Score
12	A	Nevada	62 77 1217	84	N	UC Davis	72 62 1223	119	H	UNC Asheville	90 70 0106
20	A	Ohio St.	72 82 1112	120	A	Vanderbilt	62 74 1128	164	A	Winthrop	57 75 0203
67	A	Virginia Tech	68 95 1206	129	A	Elon	74 77 1122	165	A	San Francisco	41 52 1219
								200	N	N.C. A&T	66 60 1222
								230	A	Gardner-Webb	54 59 0112

Non-Div I Games: Erskine 76 49 Ga Southwestern 72 63

DIV. I ONLY

DIV. I NON-CONF.

14- 5

7- 2

43

45

336

318

276

141

141

95

Quadrant 1

OVERALL

HOME

AWAY

NEUTRAL

NON-CONFERENCE

1-2

0-0

1-2

0-0

1-2

Quadrant 2

0-0

0-0

0-0

0-0

0-0

Quadrant 3

2-2

0-0

2-2

0-0

1-0

Quadrant 4

11-1

9-0

2-1

0-0

5-0

TOTALS

14- 5

9- 0

5- 5

0- 0

7- 2

Q1: (H:1-30)(N:1-50)(A:1-75)

1-2 overall, 1-2 non_conference

RPI

S

Opponent

Score

33

A

Missouri

81 82 1219

57

A

Mississippi St.

75 80 1122

75

A

LSU

83 82 1216

Q2: (H:31-75)(N:51-100)(A:(76-135)

0-0 overall, 0-0 non_conference

RPI

S

Opponent

Score

Q3: (H:76-160)(N:101-200)(A:136-240)

2-2 overall, 1-0 non_conference

RPI

S

Opponent

Score

158

A

Louisiana Tech

85 83 1206

211

A

Southeastern La.

62 73 1228

233

A

Abilene Christian

76 66 0117

234

A

Lamar University

54 76 0203

Q4: (H:161+)(N:201+)(A:241+)

11-1 overall, 5-0 non_conference

RPI

S

Opponent

Score

181

H

Nicholls St.

81 64 0103

193

H

North Dakota St.

54 50 1128

219

H

Sam Houston St.

82 66 0127

237

H

New Orleans

78 68 0110

257

A

Central Ark.

92 100 0124

281

H

La.-Monroe

68 65 1202

331

H

Rice

81 62 1209

336

H

Houston Baptist

102 82 0131

338

A

Longwood

74 61 1111

343

H

Florida A&M

79 63 1126

346

A

Northwestern St.

64 56 0106

349

H

Incarnate Word

83 63 0113

Non-Div I Games:	LeTourneau	91 68	Howard Payne	118 64	Arlington Baptist	116 66	St Edward's	89 66
------------------	------------	-------	--------------	--------	-------------------	--------	-------------	-------

S
F
A

S
F
A

Oakland

Non-Div I Games:

DIV. I ONLY		11- 13	199	79	175	143									
DIV. I NON-CONF.		4- 8	241	67	236	204									
Quadrant 1		Quadrant 2		Quadrant 3		Quadrant 4									
OVERALL	0-7	1-2		3-3		7-1									
HOME	0-2	1-0		2-2		3-1									
AWAY	0-5	0-2		1-1		4-0									
NEUTRAL	0-0	0-0		0-0		0-0									
NON-CONFERENCE	0-3	0-2		1-2		3-1									
Q1: (H:1-30)(N:1-50)(A:1-75) 0-7 overall, 0-3 non_conference		Q2: (H:31-75)(N:51-100)(A:76-135) 1-2 overall, 0-2 non_conference		Q3: (H:76-160)(N:101-200)(A:136-240) 3-3 overall, 1-2 non_conference		Q4: (H:161+)(N:201+)(A:241+) 7-1 overall, 3-1 non_conference									
RPI	S	Opponent	Score	RPI	S	Opponent	Score	RPI	S	Opponent	Score	RPI	S	Opponent	Score
12	H	Nevada	74 89 1118	71	H	BYU	67 66 0106	84	H	UC Davis	58 62 1115	239	H	Texas St.	78 85 1125
24	A	Saint Mary's (CA)	56 74 0104	80	A	Stanford	80 89 1112	128	H	Canisius	80 58 1126	247	A	Air Force	83 71 1121
24	H	Saint Mary's (CA)	69 72 0120	84	A	UC Davis	67 71 1206	132	H	San Diego	74 70 0111	274	A	Santa Clara	63 45 0201
43	A	Arizona St.	65 104 1222					150	H	UNLV	76 81 1216	283	H	Loyola Marymount	88 82 1230
46	A	Gonzaga	48 81 1228					165	A	San Francisco	67 69 0125	297	H	Ark.-Pine Bluff	78 69 1124
66	A	Wyoming	72 86 1209					228	A	Portland	66 54 0113	321	A	UC Riverside	57 55 1130
71	A	BYU	65 80 0127									329	H	Pepperdine	92 78 0118
												329	A	Pepperdine	81 72 0203

Non-Div I Games:	Ark -Fort Smith	105	68
------------------	-----------------	-----	----

DIV. I ONLY				14- 8				90				297				189				144											
DIV. I NON-CONF.				7- 4				110				255				114				112											
Quadrant 1				Quadrant 2				Quadrant 3				Quadrant 4				TOTALS															
OVERALL				0-1				1-2				5-2				8-3				14- 8											
HOME				0-0				0-0				1-0				4-1				5- 1											
AWAY				0-1				1-2				3-1				3-2				7- 6											
NEUTRAL				0-0				0-0				1-1				1-0				2- 1											
NON-CONFERENCE				0-1				1-1				2-2				4-0				7- 4											
Q1: (H:1-30)(N:1-50)(A:1-75) 0-1 overall, 0-1 non_conference								Q2: (H:31-75)(N:51-100)(A:(76-135) 1-2 overall, 1-1 non_conference								Q3: (H:76-160)(N:101-200)(A:136-240) 5-2 overall, 2-2 non_conference								Q4: (H:161+)(N:201+)(A:241+) 8-3 overall, 4-0 non_conference							
RPI	S	Opponent	Score	RPI	S	Opponent	Score	RPI	S	Opponent	Score	RPI	S	Opponent	Score																
61	A	ETSU	59 79 1222	97	A	Bradley	57 62 1125	118	N	Missouri St.	74 73 1120	198	H	Savannah St.	102 91 1209																
				116	A	Wake Forest	85 83 1110	122	N	Towson	67 70 1122	231	H	CSU Bakersfield	77 53 1113																
				134	A	Georgia St.	66 83 0120	153	H	UT Arlington	74 59 0127	239	H	Texas St.	61 62 0125																
								207	A	George Mason	74 51 1212	261	A	South Ala.	67 69 1231																
								222	A	Troy	86 80 1229	262	A	Appalachian St.	60 59 0113																
								225	A	Coastal Caro.	77 66 0111	268	N	UMKC	78 75 1121																
								231	A	CSU Bakersfield	53 55 1216	275	H	Arkansas St.	80 49 0104																
												275	A	Arkansas St.	89 91 0203																
												311	H	Little Rock	72 69 0106																
												311	A	Little Rock	67 61 0201																
												312	A	Kennesaw St.	78 69 1219																

Non-Div I Games: Bluefield St 120 52 Tenn Wesleyan 97 61

DIV. I ONLY		12- 11	167	93	90	145									
DIV. I NON-CONF.		6- 6	173	45	112	151									
<hr/>															
Quadrant 1		Quadrant 2		Quadrant 3		Quadrant 4									
OVERALL	0-3	1-2		5-5		TOTALS									
HOME	0-1	0-1		3-2		12- 11									
AWAY	0-1	0-1		2-3		9- 5									
NEUTRAL	0-1	1-0		0-0		2- 5									
NON-CONFERENCE	0-2	1-1		2-2		1- 1									
						6- 6									
Q1: (H:1-30)(N:1-50)(A:1-75)		Q2: (H:31-75)(N:51-100)(A:(76-135)		Q3: (H:76-160)(N:101-200)(A:136-240)		Q4: (H:161+)(N:201+)(A:241+)									
0-3 overall, 0-2 non_conference		1-2 overall, 1-1 non_conference		5-5 overall, 2-2 non_conference		6-1 overall, 3-1 non_conference									
RPI	S	Opponent	Score	RPI	S	Opponent	Score	RPI	S	Opponent	Score				
6	H	Rhode Island	65 72 0109	42	H	Houston	58 77 1209	89	H	Southern Ill.	74 69 1206	168	H	Seattle U	62 46 1110
25	A	Butler	45 75 1202	67	N	Virginia Tech	77 71 1116	96	H	Murray St.	69 55 1212	185	H	Richmond	69 62 0106
27	N	Providence	63 90 1117	131	A	Davidson	51 54 0103	107	H	VCU	74 75 0123	217	H	Duquesne	76 63 0117
								111	H	Dayton	75 65 0127	241	H	Southeast Mo. St.	78 48 1222
								159	H	Western Mich.	51 65 1128	267	H	Fordham	73 50 0203
								167	A	La Salle	60 83 1230	279	H	Campbell	74 66 1219
								184	A	Oregon St.	60 63 1216	288	H	Detroit Mercy	70 72 1122
								194	A	Massachusetts	66 47 0120				
								195	A	Saint Joseph's	60 59 0131				
								207	A	George Mason	81 86 0113				

Non-Div I Games: Rockhurst	74	50
----------------------------	----	----

DIV. I ONLY				12- 12				175				157				71				147											
DIV. I NON-CONF.				5- 7				214				322				32				260											
Quadrant 1				Quadrant 2				Quadrant 3				Quadrant 4				TOTALS															
OVERALL 0-2				2-5				6-5				4-0				12- 12															
HOME 0-0				0-1				4-1				3-0				7- 2															
AWAY 0-2				2-3				1-3				0-0				3- 8															
NEUTRAL 0-0				0-1				1-1				1-0				2- 2															
NON-CONFERENCE 0-2				0-3				1-2				4-0				5- 7															
Q1: (H:1-30)(N:1-50)(A:1-75) 0-2 overall, 0-2 non_conference								Q2: (H:31-75)(N:51-100)(A:76-135) 2-5 overall, 0-3 non_conference								Q3: (H:76-160)(N:101-200)(A:136-240) 6-5 overall, 1-2 non_conference								Q4: (H:161+)(N:201+)(A:241+) 4-0 overall, 4-0 non_conference							
RPI	S	Opponent	Score	RPI	S	Opponent	Score	RPI	S	Opponent	Score	RPI	S	Opponent	Score																
65	A	South Dakota St.	74 87 1219	52	H	Loyola Chicago	57 80 0124	76	H	Illinois St.	87 62 0103	220	N	Drexel	90 88 1119																
66	A	Wyoming	89 96 1202	64	N	Colorado	81 86 1118	89	H	Southern Ill.	67 78 0130	240	H	Omaha	93 74 1209																
				89	A	Southern Ill.	70 67 1231	97	H	Bradley	66 64 1228	333	H	Chicago St.	79 67 1126																
				97	A	Bradley	78 68 0203	113	H	Evansville	81 65 0113	335	H	UMES	81 57 1222																
				101	A	South Dakota	65 93 1206	116	N	Wake Forest	77 74 1117																				
				113	A	Evansville	73 77 0127	118	H	Missouri St.	61 58 0120																				
				117	A	Minnesota	67 68 1211	148	N	Iowa	64 90 1216																				
								161	A	Indiana St.	75 72 0106																				
								162	A	UNI	54 68 0116																				
								187	A	Valparaiso	60 77 0110																				
								240	A	Omaha	73 75 1129																				

Non-Div I Games: Conf	101	54
-----------------------	-----	----

RPI	S	Opponent	Score
163	H	Wisconsin	85 67 0123
244	H	Northern Ill.	98 75 1229
259	H	Grambling	85 74 1116
264	H	Southern Utah	92 64 1219
324	H	Southern U.	91 60 1210
333	H	Chicago St.	95 62 1110
341	H	Alabama St.	92 58 1112

low
w
a

GmDte OT

DIV. I ONLY	14- 7	74	322	107	149
DIV. I NON-CONF.	6- 4	126	281	125	150

Quadrant 1		Quadrant 2	Quadrant 3		Quadrant 4
OVERALL	0-1	0-1	5-4		9-1
HOME	0-0	0-0	0-2		4-0
AWAY	0-1	0-1	5-1		3-0
NEUTRAL	0-0	0-0	0-1		2-1
NON-CONFERENCE	0-1	0-0	2-2		4-1
TOTALS					14- 7
					4- 2
					8- 3
					2- 2
					6- 4
Q1: (H:1-30)(N:1-50)(A:1-75)		Q2: (H:31-75)(N:51-100)(A:76-135)	Q3: (H:76-160)(N:101-200)(A:136-240)		Q4: (H:161+)(N:201+)(A:241+)
0-1 overall, 0-1 non_conference		0-1 overall, 0-0 non_conference	5-4 overall, 2-2 non_conference		9-1 overall, 4-1 non_conference
RPI S Opponent Score	RPI S Opponent Score	RPI S Opponent Score	RPI S Opponent Score	RPI S Opponent Score	
12 A Nevada 64 88 1110	127 A Northern Colo. 77 81 1231	127 H Northern Colo. 63 80 0125	169 H Washington St. 91 64 1206	139 N UC Irvine 59 67 1221	218 H North Dakota 96 71 0127
		151 H Portland St. 72 73 0106	219 H Sam Houston St. 63 54 1118	151 A Portland St. 97 88 0201	231 N CSU Bakersfield 62 64 1124
		159 A Western Mich. 82 52 1218	264 A Southern Utah 80 76 0118	173 A Eastern Wash. 58 51 0112	274 N Santa Clara 69 59 1122
		181 A Nicholls St. 79 68 1203	277 N Cal Poly 75 66 1125	218 A North Dakota 74 57 1229	278 H Sacramento St. 69 68 0104
		231 A CSU Bakersfield 55 66 1209	278 A Sacramento St. 81 58 0203	303 A Northern Ariz. 84 80 0120	

Non-Div I Games: Simon Fraser 73 54 George Fox 101 62

DIV. I ONLY				16- 7				60				295				103				150											
DIV. I NON-CONF.				11- 2				15				335				117				124											
Quadrant 1				Quadrant 2				Quadrant 3				Quadrant 4				TOTALS															
OVERALL 0-2				1-2				5-3				10-0				16- 7															
HOME 0-1				0-1				2-2				6-0				8- 4															
AWAY 0-1				0-1				2-1				2-0				4- 3															
NEUTRAL 0-0				1-0				1-0				2-0				4- 0															
NON-CONFERENCE 0-1				1-0				3-1				7-0				11- 2															
Q1: (H:1-30)(N:1-50)(A:1-75) 0-2 overall, 0-1 non_conference								Q2: (H:31-75)(N:51-100)(A:76-135) 1-2 overall, 1-0 non_conference								Q3: (H:76-160)(N:101-200)(A:136-240) 5-3 overall, 3-1 non_conference								Q4: (H:161+)(N:201+)(A:241+) 10-0 overall, 7-0 non_conference							
RPI	S	Opponent	Score	RPI	S	Opponent	Score	RPI	S	Opponent	Score	RPI	S	Opponent	Score																
18	H	Arizona	88 91 1202	37	H	Boise St.	74 83 1230	126	H	San Diego St.	88 78 0127	173	H	Eastern Wash.	91 76 1117																
37	A	Boise St.	91 93 0203	56	N	Utah	85 58 1122	127	H	Northern Colo.	94 91 1222	235	N	Oral Roberts	92 66 1205																
				102	A	Fresno St.	63 69 0123	143	A	Pacific	81 76 1216	247	A	Air Force	81 76 0110																
								146	H	Utah St.	78 85 0106	264	H	Southern Utah	101 82 1125																
								154	N	Illinois	89 82 1209	266	H	Prairie View	98 63 1115																
								160	H	New Mexico	81 85 0117	301	A	San Jose St.	82 76 0103																
								162	A	UNI	68 77 1129	301	H	San Jose St.	76 67 0131																
								192	A	Colorado St.	79 74 0120	331	N	Rice	95 68 1120																
												343	H	Florida A&M	108 66 1111																
												350	H	Mississippi Val.	95 63 1220																

Non-Div I Games:

U
N
L
V

U
N
L
V

DIV. I ONLY		11- 9	146	214	174	151
DIV. I NON-CONF.		7- 3	82	236	16	70
Quadrant 1		Quadrant 2		Quadrant 3		Quadrant 4
OVERALL	0-2	1-1		4-4		6-2
HOME	0-0	0-0		1-2		2-1
AWAY	0-0	0-1		3-2		4-1
NEUTRAL	0-2	1-0		0-0		0-0
NON-CONFERENCE	0-2	1-1		3-0		3-0
Q1: (H:1-30)(N:1-50)(A:1-75)		Q2: (H:31-75)(N:51-100)(A:76-135)		Q3: (H:76-160)(N:101-200)(A:136-240)		Q4: (H:161+)(N:201+)(A:241+)
0-2 overall, 0-2 non_conference		1-1 overall, 1-1 non_conference		4-4 overall, 3-0 non_conference		6-2 overall, 3-0 non_conference
RPI S Opponent Score	RPI S Opponent Score		RPI S Opponent Score		RPI S Opponent Score	
8 N Duke 81 99 1123	80 N Stanford 87 78 1126		88 H Montana 89 92 0113		173 H Eastern Wash. 94 81 0203	
25 N Butler 69 71 1124	95 A Oregon 84 95 1213		146 H Utah St. 83 79 1120		246 H Montana St. 93 74 0111	
			149 A Idaho 73 72 0106		274 A Santa Clara 87 84 1209	
			149 H Idaho 88 97 0201		278 A Sacramento St. 75 80 1230	
			173 A Eastern Wash. 74 81 0104		278 H Sacramento St. 61 71 0127	
			182 A Weber St. 79 84 0120		280 A Idaho St. 87 83 0118	
			183 A California 106 81 1221		283 A Loyola Marymount 94 85 1206	
			228 A Portland 80 75 1111		321 A UC Riverside 94 82 1118	

Non-Div I Games: Willamette	111 60	I infield	116 71	Portland Bible	125 50
-----------------------------	--------	-----------	--------	----------------	--------

201	H	South Ala.	91	87	0100
262	A	Appalachian St.	76	80	1231
262	H	Appalachian St.	89	77	0201
275	A	Arkansas St.	97	71	0113
277	H	Cal Poly	77	56	1221
281	H	La.-Monroe	71	55	0120
283	H	Loyola Marymount	85	80	1111
311	A	Little Rock	65	77	0111
331	H	Rice	69	49	1129

73 53

III
in
oi
S

■ Loss, ■ Non-Conf, S Site, H Home, A Away, N Neutral

DIV. I ONLY				11- 11				175				118				191				155											
DIV. I NON-CONF.				5- 7				214				214				260				240											
Quadrant 1				Quadrant 2				Quadrant 3				Quadrant 4				TOTALS															
OVERALL 0-2				1-3				3-4				7-2				11- 11															
HOME 0-0				1-0				2-1				5-1				8- 2															
AWAY 0-2				0-2				1-2				1-1				2- 7															
NEUTRAL 0-0				0-1				0-1				1-0				1- 2															
NON-CONFERENCE 0-1				0-2				0-3				5-1				5- 7															
Q1: (H:1-30)(N:1-50)(A:1-75) 0-2 overall, 0-1 non_conference								Q2: (H:31-75)(N:51-100)(A:(76-135) 1-3 overall, 0-2 non_conference								Q3: (H:76-160)(N:101-200)(A:136-240) 3-4 overall, 0-3 non_conference								Q4: (H:161+)(N:201+)(A:241+) 7-2 overall, 5-1 non_conference							
RPI	S	Opponent	Score		RPI	S	Opponent	Score		RPI	S	Opponent	Score		RPI	S	Opponent	Score													
3	A	Xavier	70	96	1206	32	H	Buffalo	82 79 0130	85	H	Northeastern	69 81 1218	166	H	Central Mich.	85 69 0106														
72	A	Toledo	65	72	0120	52	N	Loyola Chicago	60 75 1125	125	H	Ball St.	88 80 0123	184	H	Oregon St.	79 78 1221														
						93	A	Wright St.	54 63 1209	137	A	Albany (NY)	68 78 1228	211	H	Southeastern La.	66 70 1121														
						112	A	Miami (OH)	69 80 0109	159	H	Western Mich.	73 71 0116	229	H	Ohio	70 69 0112														
										166	A	Central Mich.	84 76 0127	244	A	Northern Ill.	61 75 0102														
										177	A	Bowling Green	62 70 0203	289	A	Norfolk St.	79 70 1129														
										187	N	Valparaiso	67 77 1124	319	N	Youngstown St.	111 78 1111														
														326	H	Cleveland St.	72 62 1202														
														350	H	Mississippi Val.	80 67 1119														

Non-Div I Games:	Ohio Christian	90	45
------------------	----------------	----	----

DIV. I ONLY		14- 6	58	294	136	156
DIV. I NON-CONF.		9- 6	126	303	80	186
Quadrant 1		Quadrant 2		Quadrant 3		Quadrant 4
OVERALL	0-1	1-2		1-2		12-1
HOME	0-0	0-2		0-0		8-1
AWAY	0-1	1-0		1-1		2-0
NEUTRAL	0-0	0-0		0-1		2-0
NON-CONFERENCE	0-1	1-2		1-2		7-1
Q1: (H:1-30)(N:1-50)(A:1-75)		Q2: (H:31-75)(N:51-100)(A:76-135)		Q3: (H:76-160)(N:101-200)(A:136-240)		Q4: (H:161+)(N:201+)(A:241+)
0-1 overall, 0-1 non_conference		1-2 overall, 1-2 non_conference		1-2 overall, 1-2 non_conference		12-1 overall, 7-1 non_conference
RPI	S	Opponent	Score	RPI	S	Opponent
2	A	Villanova	62 90 1129	34	H	Temple
				72	H	Toledo
				111	A	Dayton

Non-Div I Games: Penn St -Brandyw 99 40

DIV. I ONLY		12- 10	148	149	215	158
DIV. I NON-CONF.		7- 4	110	95	290	114
Quadrant 1		Quadrant 2		Quadrant 3		Quadrant 4
OVERALL	0-4	0-2		2-2		10-2
HOME	0-0	0-1		0-1		7- 3
AWAY	0-4	0-1		0-1		1- 7
NEUTRAL	0-0	0-0		2-0		4- 0
NON-CONFERENCE	0-2	0-1		2-1		5-0
Q1: (H:1-30)(N:1-50)(A:1-75) 0-4 overall, 0-2 non_conference		Q2: (H:31-75)(N:51-100)(A:(76-135) 0-2 overall, 0-1 non_conference		Q3: (H:76-160)(N:101-200)(A:136-240) 2-2 overall, 2-1 non_conference		Q4: (H:161+)(N:201+)(A:241+) 10-2 overall, 5-0 non_conference
RPI S Opponent Score	RPI S Opponent Score		RPI S Opponent Score		RPI S Opponent Score	
22 A Middle Tenn. 57 72 0111	53 H Louisiana 71 75 1212		113 N Evansville 63 61 1122		202 H UTSA 76 78 0104	
36 A Texas 60 75 1216	114 A Marshall 65 78 1230		141 H SFA 83 85 1206		203 H Southern Miss. 89 66 0127	
39 A Alabama 74 77 1129			172 A UAB 62 74 0113		207 N George Mason 77 64 1121	
50 A Western Ky. 68 69 1228			186 N Fort Wayne 85 76 1222		209 H North Texas 66 65 0118	
					241 H Southeast Mo. St. 96 95 1113	
					245 A Fla. Atlantic 67 62 0201	
					246 H Montana St. 71 58 1118	
					294 A FIU 68 71 0203	
					307 H UTEP 97 88 0106	
					315 H Jackson St. 91 62 1209	
					331 H Rice 69 54 0120	
					341 N Alabama St. 74 62 1221	

Non-Div I Games: Miles	106 55	Texas-Tyler	112 71
------------------------	--------	-------------	--------

Western Mich.

GmDte OT

DIV. I ONLY		11- 12	188	109	84	160									
DIV. I NON-CONF.		4- 8	241	89	56	245									
Quadrant 1		Quadrant 2		Quadrant 3		Quadrant 4									
OVERALL	0-6	1-3		3-1		7-2									
HOME	0-1	1-1		2-0		6-1									
AWAY	0-4	0-1		1-1		1-1									
NEUTRAL	0-1	0-1		0-0		0-0									
NON-CONFERENCE	0-4	0-2		1-0		3-2									
Q1: (H:1-30)(N:1-50)(A:1-75)		Q2: (H:31-75)(N:51-100)(A:76-135)		Q3: (H:76-160)(N:101-200)(A:136-240)		Q4: (H:161+)(N:201+)(A:241+)									
0-6 overall, 0-4 non_conference		1-3 overall, 0-2 non_conference		3-1 overall, 1-0 non_conference		7-2 overall, 3-2 non_conference									
RPI	S	Opponent	Score	RPI	S	Opponent	Score	RPI	S	Opponent	Score				
12	A	Nevada	74 77 1230	45	H	New Mexico St.	62 65 1209	113	H	Evansville	78 59 1129	174	H	Tennessee Tech	96 104 1121
18	H	Arizona	73 89 1216	55	N	Maryland	65 80 1125	126	H	San Diego St.	79 75 0120	192	H	Colorado St.	80 65 0127
29	N	TCU	67 69 1124	66	H	Wyoming	75 66 0110	146	A	Utah St.	80 89 0131	240	H	Omaha	103 71 1114
37	A	Boise St.	62 90 0103	102	A	Fresno St.	80 89 0113	150	A	UNLV	85 81 0117	247	H	Air Force	87 58 1227
45	A	New Mexico St.	56 75 1117									266	H	Prairie View	87 78 1222
64	A	Colorado	57 75 1206									301	H	San Jose St.	80 47 0106
												301	A	San Jose St.	71 68 0203
												307	A	UTEP	76 88 1202
												331	H	Rice	78 69 1219

Non-Div I Games: Northern N M 147 76

New Mexico

New Mexico

DIV. I ONLY		9- 13		223		53		79		162					
DIV. I NON-CONF.		6- 4		126		30		31		71					
Quadrant 1		Quadrant 2		Quadrant 3		Quadrant 4		TOTALS							
OVERALL	0-4	2-5		4-3		3-1		9- 13							
HOME	0-1	0-1		4-1		3-1		7- 4							
AWAY	0-2	0-4		0-1		0-0		0- 7							
NEUTRAL	0-1	2-0		0-1		0-0		2- 2							
NON-CONFERENCE	0-3	2-0		2-1		2-0		6- 4							
Q1: (H:1-30)(N:1-50)(A:1-75) 0-4 overall, 0-3 non_conference				Q2: (H:31-75)(N:51-100)(A:(76-135) 2-5 overall, 2-0 non_conference				Q3: (H:76-160)(N:101-200)(A:136-240) 4-3 overall, 2-1 non_conference				Q4: (H:161+)(N:201+)(A:241+) 3-1 overall, 2-0 non_conference			
RPI	S	Opponent	Score	RPI	S	Opponent	Score	RPI	S	Opponent	Score	RPI	S	Opponent	Score
2	N	Villanova	50 64 1124	52	H	Loyola Chicago	50 56 0107	76	H	Illinois St.	83 72 0124	161	H	Indiana St.	66 77 0203
3	H	Xavier	67 77 1222	62	N	NC State	64 60 1123	89	H	Southern Ill.	53 56 1228	187	H	Valparaiso	81 76 0113
10	A	North Carolina	69 86 1110	69	N	SMU	61 58 1122	105	N	Iowa St.	65 76 1216	333	H	Chicago St.	82 44 1118
52	A	Loyola Chicago	47 70 0128	89	A	Southern Ill.	53 64 0121	147	H	Drake	68 54 0116	347	H	Alcorn	73 45 1113
				97	A	Bradley	53 72 1231	150	H	UNLV	77 68 1129				
				113	A	Evansville	49 57 0131	153	H	UT Arlington	62 58 1207				
				118	A	Missouri St.	55 62 0104	161	A	Indiana St.	67 69 0110				

Non-Div I Games: Dubuque 80 47

Warburg 72 43

GmDte OT

DIV. I ONLY		12- 8	115	250	210	166
DIV. I NON-CONF.		8- 2	42	301	322	102
<hr/>						
Quadrant 1		Quadrant 2		Quadrant 3		Quadrant 4
OVERALL	0-1	0-2		2-4		10-1
HOME	0-0	0-1		0-2		6- 3
AWAY	0-1	0-1		2-2		1-1
NEUTRAL	0-0	0-0		0-0		3-0
NON-CONFERENCE	0-1	0-0		0-0		8-1
Q1: (H:1-30)(N:1-50)(A:1-75)		Q2: (H:31-75)(N:51-100)(A:76-135)		Q3: (H:76-160)(N:101-200)(A:136-240)		Q4: (H:161+)(N:201+)(A:241+)
0-1 overall, 0-1 non_conference		0-2 overall, 0-0 non_conference		2-4 overall, 0-0 non_conference		10-1 overall, 8-1 non_conference
RPI	S	Opponent	Score	RPI	S	Opponent
31	A	Michigan	65 72 1113	72	H	Toledo
				125	A	Ball St.

Non-Div I Games:	Lawrence Tech	91	73	Siena Heights	108	48	Fireka	103	68
------------------	---------------	----	----	---------------	-----	----	--------	-----	----

RPI	S	Opponent	Score
194	H	Massachusetts	87 72 0124
195	H	Saint Joseph's	81 78 0203
216	H	Mercer	95 85 1217
220	H	Drexel	70 72 1207
256	H	Saint Peter's	61 40 1111
261	H	South Ala.	81 73 1116
267	H	Fordham	75 67 0117
305	N	Holy Cross	58 54 1202

Lasalle

GmDte OT

DIV. I ONLY		13- 8	103	246	166	168									
DIV. I NON-CONF.		8- 6	146	247	165	188									
<hr/>															
Quadrant 1		Quadrant 2		Quadrant 3	Quadrant 4	TOTALS									
OVERALL	0-3	0-1		2-2	11-2	13- 8									
HOME	0-0	0-0		1-0	10-2	11- 2									
AWAY	0-3	0-1		1-2	0-0	1- 6									
NEUTRAL	0-0	0-0		0-0	1-0	1- 0									
NON-CONFERENCE	0-2	0-1		0-2	8-1	8- 6									
Q1: (H:1-30)(N:1-50)(A:1-75)		Q2: (H:31-75)(N:51-100)(A:76-135)		Q3: (H:76-160)(N:101-200)(A:136-240)	Q4: (H:161+)(N:201+)(A:241+)										
0-3 overall, 0-2 non_conference		0-1 overall, 0-1 non_conference		2-2 overall, 0-2 non_conference	11-2 overall, 8-1 non_conference										
RPI	S	Opponent	Score	RPI	S	Opponent	Score	RPI	S	Opponent	Score				
24	A	Saint Mary's (CA)	73 97 1209	77	A	Belmont	77 90 1119	78	H	Utah Valley	55 54 0203	173	H	Eastern Wash.	84 65 1203
38	A	Washington	84 89 1124					145	A	Saint Louis	46 62 1110	181	H	Nicholls St.	95 89 1223
45	A	New Mexico St.	62 75 0118					169	A	Washington St.	59 75 1115	183	H	California	59 81 1219
								214	A	UTRGV	79 76 0120	208	H	Grand Canyon	57 73 0106
												228	H	Portland	89 76 1216
												231	H	CSU Bakersfield	59 55 0126
												259	H	Grambling	93 63 1228
												268	H	UMKC	77 75 0113
												280	H	Idaho St.	73 67 1127
												288	N	Detroit Mercy	102 71 1118
												312	H	Kennesaw St.	66 54 1130
												321	H	UC Riverside	95 71 1230
												333	H	Chicago St.	67 64 0111

Non-Div I Games:	Puget Sound	121 70	Pacific Lutheran	99 69	Saint Martin's	88 72
------------------	-------------	--------	------------------	-------	----------------	-------

Washington State

■ Loss, ■ Non-Conf, S Site, H Home, A Away, N Neutral

N
ia
g
a
r
a

Non-Div I Games:

DIV. I ONLY				13- 9				119				238				159				172											
DIV. I NON-CONF.				7- 4				110				308				188				203											
Quadrant 1				Quadrant 2				Quadrant 3				Quadrant 4				TOTALS															
OVERALL				0-4				0-2				3-2				10-1				13- 9											
HOME				0-1				0-0				2-0				7-1				9- 2											
AWAY				0-2				0-2				1-0				3-0				4- 4											
NEUTRAL				0-1				0-0				0-2				0-0				0- 3											
NON-CONFERENCE				0-2				0-0				2-2				5-0				7- 4											
Q1: (H:1-30)(N:1-50)(A:1-75) 0-4 overall, 0-2 non_conference								Q2: (H:31-75)(N:51-100)(A:76-135) 0-2 overall, 0-0 non_conference								Q3: (H:76-160)(N:101-200)(A:136-240) 3-2 overall, 2-2 non_conference								Q4: (H:161+)(N:201+)(A:241+) 10-1 overall, 5-0 non_conference							
RPI	S	Opponent	Score	RPI	S	Opponent	Score	RPI	S	Opponent	Score	RPI	S	Opponent	Score																
5	A	Auburn	80 85 1209	86	A	Old Dominion	60 65 0203	123	H	Memphis	71 56 1130	202	H	UTSA	70 82 0127																
22	H	Middle Tenn.	60 63 1230	114	A	Marshall	78 86 0120	148	N	Iowa	85 95 1122	203	H	Southern Miss.	86 75 0111																
32	N	Buffalo	91 96 1121					158	H	Louisiana Tech	74 62 0113	237	H	New Orleans	74 67 1220																
50	A	Western Ky.	69 77 0118					185	N	Richmond	50 63 1120	245	A	Fla. Atlantic	75 44 0104																
								222	A	Troy	90 78 1205	271	H	Jacksonville	96 67 1110																
												294	A	FIU	75 64 0106																
												304	H	Chattanooga	89 47 1113																
												307	H	UTEP	85 78 0125																
												308	A	Charlotte	76 64 0201																
												348	H	Alabama A&M	90 58 1216																
												350	H	Mississippi Val.	74 57 1223																

Non-Div I Games: Mississippi Col 90 53 LeMoyne-Owen 81 57

DIV. I ONLY

DIV. I NON-CONF.

9- 13

7- 5

223

134

88

294

54

205

175

230

Quadrant 1

OVERALL

HOME

AWAY

NEUTRAL

NON-CONFERENCE

0-8

0-4

0-3

0-1

0-1

Quadrant 2

1-1

0-0

1-0

0-1

0-1

Quadrant 3

3-4

1-3

2-1

0-0

2-3

Quadrant 4

5-0

4-0

0-0

1-0

5-0

TOTALS

9- 13

5- 7

3- 4

1- 2

7- 5

Q1: (H:1-30)(N:1-50)(A:1-75)

0-8 overall, 0-1 non_conference

Q2: (H:31-75)(N:51-100)(A:76-135)

1-1 overall, 0-1 non_conference

Q3: (H:76-160)(N:101-200)(A:136-240)

3-4 overall, 2-3 non_conference

Q4: (H:161+)(N:201+)(A:241+)

5-0 overall, 5-0 non_conference

RPI

S

Opponent

Score

2

H

Villanova

85 103 1227

3

A

Xavier

72 77 1230

17

H

Seton Hall

70 86 0128

21

N

Michigan St.

51 73 1123

25

H

Butler

67 79 0120

25

A

Butler

57 80 0203

27

H

Providence

64 71 0112

60

A

Marquette

52 70 0115

RPI

S

Opponent

Score

94

A

St. John's (NY)

91 74 0106

95

N

Oregon

79 89 1124

RPI

S

Opponent

Score

81

H

Notre Dame

58 72 1111

99

H

Northwestern

60 62 1216

112

H

Miami (OH)

83 66 1221

152

H

Georgetown

81 90 0102

152

A

Georgetown

74 73 0124

154

A

Illinois

73 82 1117

221

A

Ill.-Chicago

65 55 1209

RPI

S

Opponent

Score

228

N

Portland

82 69 1126

250

H

Central Conn. St.

85 57 1206

319

H

Youngstown St.

89 73 1202

348

H

Alabama A&M

83 59 1211

351

H

Delaware St.

81 57 1113

Non-Div I Games:

RPI	S	Opponent	Score	
16	A	Kentucky	70 - 79	1202
24	N	Saint Mary's (CA)	71 - 89	1123

RPI	S	Opponent	Score
51	H	Vermont	56 62 0102
85	A	Northeastern	61 77 1130
117	A	Minnesota	55 65 1230
133	A	Wofford	62 63 0110

RPI	S	Opponent	Score
136	A	Cal St. Fullerton	61 70 1126
195	N	Saint Joseph's	77 71 1124
205	A	George Washington	48 58 1223
226	A	Brown	86 77 0127
232	A	Yale	54 52 0126
236	A	Manhattan	69 73 1118

RPI	S Opponent	Score
194	H Massachusetts	70 67 1112
213	H Boston U.	74 63 1221
248	A Cornell	76 73 0203
267	A Fordham	47 45 1206
293	A Columbia	76 83 0202
305	A Holy Cross	69 73 1116
342	H Dartmouth	61 51 0106
342	A Dartmouth	62 57 0120

Harvard

■ Loss, ■ Non-Conf, S Site, H Home, A Away, N Neutral

DIV. I ONLY

DIV. I NON-CONF.

12- 9

7- 4

131

110

240

276

235

339

177

177

Quadrant 1

OVERALL

HOME

AWAY

NEUTRAL

NON-CONFERENCE

0-1

0-0

0-1

0-0

0-0

Quadrant 2

1-1

0-0

1-1

0-0

0-1

Quadrant 3

4-3

2-3

2-0

0-0

2-2

Quadrant 4

7-4

3-1

3-2

1-1

5-1

TOTALS

12- 9

5- 4

6- 4

1- 1

7- 4

Q1: (H:1-30)(N:1-50)(A:1-75)

0-1 overall, 0-0 non_conference

Q2: (H:31-75)(N:51-100)(A:76-135)

1-1 overall, 0-1 non_conference

Q3: (H:76-160)(N:101-200)(A:136-240)

4-3 overall, 2-2 non_conference

Q4: (H:161+)(N:201+)(A:241+)

7-4 overall, 5-1 non_conference

RPI

S

Opponent

Score

72

A

Toledo

75

101

0127

RPI

S

Opponent

Score

86

A

Old Dominion

46

88

1209

112

A

Miami (OH)

81

70

0116

RPI

S

Opponent

Score

101

H

South Dakota

79

88

1113

112

H

Miami (OH)

72

77

0102

113

H

Evansville

76

91

1205

135

H

FGCU

83

80

1118

155

H

Kent St.

70

62

0203

191

A

Eastern Mich.

75

71

0106

220

A

Drexel

78

69

1110

RPI

S

Opponent

Score

166

H

Central Mich.

75

84

0120

229

H

Ohio

66

50

0130

233

N

Abilene Christian

83

88

1126

244

H

Northern Ill.

66

57

0109

244

A

Northern Ill.

62

93

0123

253

A

Akron

78

80

0113

279

A

Campbell

78

72

1125

289

A

Norfolk St.

92

77

1202

301

H

San Jose St.

85

79

1129

337

A

Green Bay

81

78

1221

344

N

USC Upstate

83

74

1124

Non-Div I Games: Lourdes 97 56 Lake Erie 109 106

DIV. I ONLY		12- 10	148	255	141	178
DIV. I NON-CONF.		3- 7	258	138	9	251
Quadrant 1		Quadrant 2		Quadrant 3		Quadrant 4
OVERALL	0-1	0-5		2-4		10-0
HOME	0-0	0-1		1-1		8-0
AWAY	0-1	0-4		1-3		2-0
NEUTRAL	0-0	0-0		0-0		0-0
NON-CONFERENCE	0-1	0-4		1-2		2-0
Q1: (H:1-30)(N:1-50)(A:1-75) 0-1 overall, 0-1 non_conference		Q2: (H:31-75)(N:51-100)(A:76-135) 0-5 overall, 0-4 non_conference		Q3: (H:76-160)(N:101-200)(A:136-240) 2-4 overall, 1-2 non_conference		Q4: (H:161+)(N:201+)(A:241+) 10-0 overall, 2-0 non_conference
RPI S Opponent Score	RPI S Opponent Score		RPI S Opponent Score		RPI S Opponent Score	
1 A Virginia 49 93 1113	50 H Western Ky. 55 72 1222		112 H Miami (OH) 86 61 1126		222 H Troy 75 73 1219	
	77 A Belmont 59 83 0120		119 H UNC Asheville 79 82 1119		241 H Southeast Mo. St. 76 71 0106	
	83 A Oklahoma St. 63 79 1129		154 A Illinois 57 64 1206		241 A Southeast Mo. St. 96 81 0203	
	113 A Evansville 74 78 1216		174 A Tennessee Tech 74 86 0111		250 H SIUE 78 58 1228	
	120 A Vanderbilt 54 73 1110		188 A Tennessee St. 56 70 0118		272 H Morehead St. 92 76 0127	
			206 A Jacksonville St. 87 67 0113		276 H Eastern Ill. 70 54 1230	
					282 H Eastern Ky. 90 84 0125	
					296 H UT Martin 75 69 0104	
					296 A UT Martin 59 57 0201	
					348 H Alabama A&M 67 47 1202	

Non-Div I Games: Bethel (TN) 90 58 Oakland City 109 50

DIV. I ONLY		11- 10	162	234	296	180
DIV. I NON-CONF.		4- 5	208	158	123	133
Quadrant 1		Quadrant 2		Quadrant 3		Quadrant 4
OVERALL	0-3	0-1		2-4		9-2
HOME	0-0	0-0		0-1		6-1
AWAY	0-3	0-1		2-3		3-1
NEUTRAL	0-0	0-0		0-0		0-0
NON-CONFERENCE	0-3	0-0		1-2		3-0
Q1: (H:1-30)(N:1-50)(A:1-75)		Q2: (H:31-75)(N:51-100)(A:76-135)		Q3: (H:76-160)(N:101-200)(A:136-240)		Q4: (H:161+)(N:201+)(A:241+)
0-3 overall, 0-3 non_conference		0-1 overall, 0-0 non_conference		2-4 overall, 1-2 non_conference		9-2 overall, 3-0 non_conference
RPI	S	Opponent	Score	RPI	S	Opponent
8	A	Duke	67 124 1205	91	A	Wagner
24	A	Saint Mary's (CA)	68 85 1111	165	A	San Francisco
26	A	Louisville	72 84 1124	170	A	Niagara
				189	A	Robert Morris
				227	A	Mt. St. Mary's
				238	A	Stony Brook
				61	H	Wagner
				63	A	San Francisco
				93	A	Niagara
				89	A	Robert Morris
				56	A	Mt. St. Mary's
				83	A	Stony Brook
				227	H	Mt. St. Mary's
				250	A	Central Conn. St.
				255	H	Lehigh
				265	H	LIU Brooklyn
				269	H	Fairleigh Dickinson
				270	H	St. Francis Brooklyn
				323	H	American
				328	A	Sacred Heart
				328	H	Sacred Heart
				338	A	Longwood
				340	A	Bryant

Non-Div I Games: Franciscan 96 54 Bethany (WV) 113 77

S
a
i
n
t
F
r
a
n
c
i
s
(
P
A
)

S
a
i
n
t
F
r
a
n
c
i
s
(
P
A
)

DIV. I ONLY				10- 9				159				184				340				181											
DIV. I NON-CONF.				2- 7				287				11				241				154											
Quadrant 1				Quadrant 2				Quadrant 3				Quadrant 4				TOTALS															
OVERALL 0-2				0-2				3-4				7-1				10- 9															
HOME 0-0				0-1				0-1				5-1				5- 3															
AWAY 0-2				0-1				3-3				1-0				4- 6															
NEUTRAL 0-0				0-0				0-0				1-0				1- 0															
NON-CONFERENCE 0-2				0-2				1-3				1-0				2- 7															
Q1: (H:1-30)(N:1-50)(A:1-75) 0-2 overall, 0-2 non_conference								Q2: (H:31-75)(N:51-100)(A:76-135) 0-2 overall, 0-2 non_conference								Q3: (H:76-160)(N:101-200)(A:136-240) 3-4 overall, 1-3 non_conference								Q4: (H:161+)(N:201+)(A:241+) 7-1 overall, 1-0 non_conference							
RPI	S	Opponent	Score		RPI	S	Opponent	Score		RPI	S	Opponent	Score		RPI	S	Opponent	Score													
2	A	Villanova	77	113	1114	53	H	Louisiana	80	105	1201	141	A	SFA	64	81	0103	211	H	Southeastern La.	63	67	0127								
50	A	Western Ky.	86	100	1119	130	A	Tulane	69	76	1218	149	H	Idaho	68	79	1203	257	H	Central Ark.	86	79	0113								
												157	A	UMBC	88	89	1124	306	N	Presbyterian	76	64	1123								
												168	A	Seattle U	89	95	1223	309	H	McNeese	85	80	0110								
												214	A	UTRGV	111	***	1110	317	H	A&M-Corpus Christi	91	61	0116								
												234	A	Lamar University	79	74	0124	336	A	Houston Baptist	72	71	0106								
												237	A	New Orleans	81	64	0203	346	H	Northwestern St.	87	46	1228								
																		349	H	Incarnate Word	77	60	1230								

Non-Div I Games:	Culver-Stockton	92	51	Spring Hill	127	83	Blue Mountain (MS)	104	68	Mobile	96	52
------------------	-----------------	----	----	-------------	-----	----	--------------------	-----	----	--------	----	----

Weber St.

■ Loss,
 ■ Non-Conf,
 ■ Site,
 ■ Home,
 ■ Away,
 ■ Neutral

DIV. I ONLY		8- 15	263	46	92	183
DIV. I NON-CONF.		6- 6	173	119	274	201
Quadrant 1		Quadrant 2		Quadrant 3		Quadrant 4
OVERALL	0-6	2-3		3-4		8- 15
HOME	0-2	0-3		2-2		5- 9
AWAY	0-3	2-0		1-1		3- 4
NEUTRAL	0-1	0-0		0-1		0- 2
NON-CONFERENCE	0-2	1-0		3-2		6- 6
Q1: (H:1-30)(N:1-50)(A:1-75) 0-6 overall, 0-2 non_conference		Q2: (H:31-75)(N:51-100)(A:76-135) 2-3 overall, 1-0 non_conference		Q3: (H:76-160)(N:101-200)(A:136-240) 3-4 overall, 3-2 non_conference		Q4: (H:161+)(N:201+)(A:241+) 3-2 overall, 2-2 non_conference
RPI	S	Opponent	Score	RPI	S	Opponent
18	H	Arizona	58 79 0117	43	H	Arizona St.
24	H	Saint Mary's (CA)	63 74 1202	44	H	Southern California
28	N	Wichita St.	82 92 1120	54	H	UCLA
38	A	Washington	56 66 0111	80	A	Stanford
44	A	Southern California	59 77 0128	126	A	San Diego St.
54	A	UCLA	57 70 0125			
				RPI	S	Opponent
				95	H	Oregon
				107	N	VCU
				133	H	Wofford
				136	H	Cal St. Fullerton
				151	H	Portland St.
				168	A	Seattle U
				169	A	Washington St.
				RPI	S	Opponent
				184	H	Oregon St.
				257	H	Central Ark.
				277	H	Cal Poly
				321	H	UC Riverside
				345	H	CSUN

Non-Div I Games: Chaminade 72 96

California

California

Oregon St

■ Loss, ■ Non-Conf, S Site, H Home, A Away, N Neutral

DIV. I ONLY		8- 14	256	67	127	185
DIV. I NON-CONF.		2- 10	307	17	209	234
Quadrant 1		Quadrant 2		Quadrant 3		Quadrant 4
OVERALL	0-1	2-5		3-4		3-4
HOME	0-0	0-1		1-3		3-3
AWAY	0-0	2-3		1-1		0-1
NEUTRAL	0-1	0-1		1-0		0-0
NON-CONFERENCE	0-1	0-5		1-2		1-2
Q1: (H:1-30)(N:1-50)(A:1-75)		Q2: (H:31-75)(N:51-100)(A:(76-135)		Q3: (H:76-160)(N:101-200)(A:136-240)		Q4: (H:161+)(N:201+)(A:241+)
0-1 overall, 0-1 non_conference		2-5 overall, 0-5 non_conference		3-4 overall, 1-2 non_conference		3-4 overall, 1-2 non_conference
RPI	S	Opponent	Score	RPI	S	Opponent
11	N	Cincinnati	48 75 1121	51	H	Vermont
				53	N	Louisiana
				79	A	Boston College
				86	A	Old Dominion
				107	A	VCU
				116	A	Wake Forest
				131	A	Davidson

Non-Div I Games:

DIV. I ONLY

DIV. I NON-CONF.

12- 10

7- 6

148

162

269

244

212

240

186

162

Quadrant 1

OVERALL 0-3

HOME 0-0

AWAY 0-3

NEUTRAL 0-0

NON-CONFERENCE 0-2

Quadrant 2

1-1

0-0

1-1

0-0

1-1

Quadrant 3

1-4

0-1

1-2

0-1

1-2

Quadrant 4

10-2

8-0

1-2

1-0

5-1

TOTALS

12- 10

8- 1

3- 8

1- 1

7- 6

Q1: (H:1-30)(N:1-50)(A:1-75)

0-3 overall, 0-2 non_conference

Q2: (H:31-75)(N:51-100)(A:(76-135)

1-1 overall, 1-1 non_conference

Q3: (H:76-160)(N:101-200)(A:136-240)

1-4 overall, 1-2 non_conference

Q4: (H:161+)(N:201+)(A:241+)

10-2 overall, 5-1 non_conference

RPI

S

Opponent

Score

16

A

Kentucky

67 86 1122

61

A

ETSU

73 83 1125

65

A

South Dakota St.

76 78 0127

RPI

S

Opponent

Score

112

A

Miami (OH)

73 81 1209

121

A

Indiana

92 72 1218

RPI

S

Opponent

Score

101

H

South Dakota

58 68 0111

142

A

Oakland

71 85 1110

158

N

Louisiana Tech

76 85 1222

221

A

Ill.-Chicago

67 51 1118

235

A

Oral Roberts

60 76 0104

RPI

S

Opponent

Score

193

H

North Dakota St.

92 88 0120

235

H

Oral Roberts

85 75 0201

240

H

Omaha

82 78 0113

249

A

Denver

82 63 0106

249

H

Denver

91 63 0203

250

H

SIUE

86 71 1203

252

N

Liberty

75 64 1221

253

A

Akron

79 83 1206

288

H

Detroit Mercy

91 82 1128

290

A

Western Ill.

74 75 0117

325

H

Stetson

88 84 1216

351

H

Delaware St.

85 71 1115

Non-Div I Games:	Concordia (MI)	92 59	Defiance	114 59	Ind.-Kokomo	99 63	Olivet	99 93
------------------	----------------	-------	----------	--------	-------------	-------	--------	-------

DIV. I ONLY		10- 13	213	158	100	187
DIV. I NON-CONF.		7- 4	110	269	161	115
<hr/>						
Quadrant 1		Quadrant 2		Quadrant 3		Quadrant 4
OVERALL	0-1	0-7		4-4		6-1
HOME	0-0	0-1		3-2		3-0
AWAY	0-1	0-6		0-2		2-1
NEUTRAL	0-0	0-0		1-0		1-0
NON-CONFERENCE	0-1	0-2		2-0		5-1
Q1: (H:1-30)(N:1-50)(A:1-75)		Q2: (H:31-75)(N:51-100)(A:(76-135))		Q3: (H:76-160)(N:101-200)(A:136-240)		Q4: (H:161+)(N:201+)(A:241+)
0-1 overall, 0-1 non_conference		0-7 overall, 0-2 non_conference		4-4 overall, 2-0 non_conference		6-1 overall, 5-1 non_conference
RPI	S	Opponent	Score	RPI	S	Opponent
7	A	Purdue	50 80 1207	52	H	Loyola Chicago
				54		70 0121
				76	A	Illinois St.
				65		76 0127
				89	A	Southern Ill.
				59		65 0203
				97	A	Bradley
				71		80 0103
				99	A	Northwestern
				50		84 1214
				118	A	Missouri St.
				57		64 0117
				125	A	Ball St.
				70		71 1209

n-Div I Games:	North Park	88	46	Trinity Christian	83	46
----------------	------------	----	----	-------------------	----	----

DIV. I ONLY		10- 11	194	188	199	188
DIV. I NON-CONF.		3- 6	241	36	71	139
Quadrant 1		Quadrant 2		Quadrant 3		Quadrant 4
OVERALL	0-4	0-0		1-3		9-4
HOME	0-1	0-0		1-2		4-1
AWAY	0-3	0-0		0-1		5-3
NEUTRAL	0-0	0-0		0-0		0-0
NON-CONFERENCE	0-4	0-0		1-2		2-0
Q1: (H:1-30)(N:1-50)(A:1-75) 0-4 overall, 0-4 non_conference		Q2: (H:31-75)(N:51-100)(A:(76-135) 0-0 overall, 0-0 non_conference		Q3: (H:76-160)(N:101-200)(A:136-240) 1-3 overall, 1-2 non_conference		Q4: (H:161+)(N:201+)(A:241+) 9-4 overall, 2-0 non_conference
RPI S Opponent Score	RPI S Opponent Score		RPI S Opponent Score		RPI S Opponent Score	
7 A Purdue 48 97 1221			96 H Murray St. 57 76 0120		174 H Tennessee Tech 81 87 0106	
9 A Kansas 56 92 1110			115 H Lipscomb 86 95 1202		178 H Austin Peay 70 56 0118	
22 H Middle Tenn. 65 75 1118			128 H Canisius 60 52 1121		206 H Jacksonville St. 67 60 0104	
36 A Texas 46 47 1218			200 A N.C. A&T 54 64 1215		241 A Southeast Mo. St. 65 77 1231	
					250 A SIUE 79 82 0113	
					250 H SIUE 85 57 0125	
					272 A Morehead St. 61 58 0201	
					276 A Eastern Ill. 69 65 0111	
					276 H Eastern Ill. 50 47 0127	
					282 A Eastern Ky. 73 60 0203	
					296 A UT Martin 60 63 1228	
					312 A Kennesaw St. 77 74 1125	
					341 A Alabama St. 64 45 1212	

Non-Div I Games: Fisk 67 53 Reinhardt 92 53

DIV. I ONLY				13- 12	174	222	290	189
DIV. I NON-CONF.				6- 7	186	114	201	131
-----				-----				
Quadrant 1				Quadrant 2		Quadrant 3		Quadrant 4
TOTALS								
OVERALL				0-3		1-3		11-4
HOME				0-0		0-2		4-3
AWAY				0-3		1-1		6-1
NEUTRAL				0-0		0-0		1-0
NON-CONFERENCE				0-3		1-2		4-1
Q1: (H:1-30)(N:1-50)(A:1-75)				Q2: (H:31-75)(N:51-100)(A:76-135)		Q3: (H:76-160)(N:101-200)(A:136-240)		Q4: (H:161+)(N:201+)(A:241+)
0-3 overall, 0-3 non_conference				1-2 overall, 1-1 non_conference		1-3 overall, 1-2 non_conference		11-4 overall, 4-1 non_conference
RPI	S	Opponent	Score	RPI	S	Opponent	Score	RPI
20	A	Ohio St.	64 95 1110	68	H	Rider	78 75 1206	180
32	A	Buffalo	70 86 1216	91	A	Wagner	49 62 0120	220
62	A	NC State	69 81 1219	132	A	San Diego	53 65 1115	227
								250
								265
								269
								269
								270
								287
								289
								311
								319
								328
								328
								340

Non-Div I Games:

131	H Davidson	79	71	1223	266	H Prairie View	72	60	1206
136	H Cal St. Fullerton	66	69	0127	277	H Cal Poly	57	45	0110
201	A Long Beach St.	81	89	0104	277	A Cal Poly	64	78	0203
					297	H Ark.-Pine Bluff	82	70	1110
					334	H Howard	84	59	1229
					345	A CSUN	65	46	0106

Non-Div I Games:	Adams St	87	77	Hawaii Hilo	82	64
------------------	----------	----	----	-------------	----	----

--	--	--	--

Non-Div I Games: Central St (NH)	80	65	Rochester College	67	48	Mich -Dearborn	97	73	Spring Arbor	92	60
----------------------------------	----	----	-------------------	----	----	----------------	----	----	--------------	----	----

DIV. I ONLY		10- 12	204	153	205	193									
DIV. I NON-CONF.		6- 7	186	209	171	174									
Quadrant 1		Quadrant 2		Quadrant 3		Quadrant 4									
OVERALL		2-2		1-4		7-2									
HOME		0-1		0-2		5-2									
AWAY		2-1		1-2		1-0									
NEUTRAL		0-0		0-0		1-0									
NON-CONFERENCE		1-1		1-2		4-1									
Q1: (H:1-30)(N:1-50)(A:1-75)		Q2: (H:31-75)(N:51-100)(A:76-135)		Q3: (H:76-160)(N:101-200)(A:136-240)		Q4: (H:161+)(N:201+)(A:241+)									
0-4 overall, 0-3 non_conference		2-2 overall, 1-1 non_conference		1-4 overall, 1-2 non_conference		7-2 overall, 4-1 non_conference									
RPI	S	Opponent	Score	RPI	S	Opponent	Score	RPI	S	Opponent	Score				
18	A	Arizona	53 83 1218	65	H	South Dakota St.	80 87 0103	101	H	South Dakota	72 76 0203	218	H	North Dakota	77 86 0116
44	A	Southern California	65 75 1113	87	A	UC Santa Barbara	66 85 1111	118	H	Missouri St.	58 71 1204	235	H	Oral Roberts	82 64 0113
57	A	Mississippi St.	59 83 1130	101	A	South Dakota	84 79 0106	141	A	SFA	50 54 1128	240	H	Omaha	73 58 0125
65	A	South Dakota St.	63 82 0201	118	A	Missouri St.	57 54 1117	186	A	Fort Wayne	88 92 0120	249	H	Denver	61 67 0111
								218	A	North Dakota	88 79 1209	285	N	UNCW	100 63 1221
												290	H	Western Ill.	80 69 0127
												307	A	UTEP	63 51 1222
												325	H	Stetson	94 58 1125
												343	H	Florida A&M	80 66 1122

Non-Div I Games: Valley City St 101 58 Jamestown 99 50

Massachusetts

■ Loss, ■ Non-Conf, S Site, H Home, A Away, N Neutral

DIV. I ONLY

DIV. I NON-CONF.

9- 13

3- 8

223

269

162

65

167

113

195

193

Quadrant 1

OVERALL 0-5

HOME 0-0

AWAY 0-5

NEUTRAL 0-0

NON-CONFERENCE 0-4

Quadrant 2

1-3

0-0

1-3

0-0

1-1

Quadrant 3

0-3

0-1

0-1

0-1

0-2

Quadrant 4

8-2

5-1

2-1

1-0

2-1

TOTALS

9- 13

5- 2

3- 10

1- 1

3- 8

Q1: (H:1-30)(N:1-50)(A:1-75)

0-5 overall, 0-4 non_conference

Q2: (H:31-75)(N:51-100)(A:76-135)

1-3 overall, 1-1 non_conference

Q3: (H:76-160)(N:101-200)(A:136-240)

0-3 overall, 0-2 non_conference

Q4: (H:161+)(N:201+)(A:241+)

8-2 overall, 2-1 non_conference

RPI

S

Opponent

Score

4

A

Clemson

57 85 1110

10

A

North Carolina

61 104 1206

11

A

Cincinnati

51 102 1113

61

A

ETSU

50 66 0120

74

A

Col. of Charleston

60 69 1130

RPI

S

Opponent

Score

108

A

Furman

66 100 0127

117

A

Minnesota

64 92 1119

119

A

UNC Asheville

76 72 1217

133

A

Wofford

68 77 0129

RPI

S

Opponent

Score

106

H

UNCG

55 66 0113

153

N

UT Arlington

65 89 1124

194

A

Massachusetts

76 85 1121

RPI

S

Opponent

Score

216

H

Mercer

58 56 0110

260

A

The Citadel

81 79 1230

262

H

Appalachian St.

72 71 1204

263

H

High Point

61 72 1219

291

A

Samford

71 85 0106

291

H

Samford

88 71 0203

295

H

VMI

65 58 0115

304

A

Chattanooga

75 63 0104

304

H

Chattanooga

70 68 0201

348

N

Alabama A&M

82 72 1125

Non-Div I Games: Hiwassee 76 57 Southern Wesleyan 108 48

Western Carolina.

Western Carolina.

RPI	S	Opponent	Score
163	H	Wisconsin	64 60 0105
210	H	Hartford	58 60 1228
238	H	Stony Brook	73 75 1222
243	H	NJIT	73 64 1207
250	H	Central Conn. St.	71 67 1112
267	H	Fordham	75 63 1212
269	H	Fairleigh Dickinson	92 54 1209
273	H	East Carolina	61 47 1124
326	H	Cleveland St.	70 38 1114
339	H	Coppin St.	64 39 1119
340	H	Bryant	83 54 1121

R
u
tg
e
rs

94 38

Fairfield

■ Loss, ■ Non-Conf, S Site, H Home, A Away, N Neutral

Long Beach St

■ Loss, ■ Non-Conf, S Site, H Home, A Away, N Neutral

DIV. I ONLY		10- 11	194	199	162	202									
DIV. I NON-CONF.		4- 6	223	231	173	215									
Quadrant 1		Quadrant 2		Quadrant 3		Quadrant 4	TOTALS								
OVERALL	0-3	1-3		4-1		5-4	10- 11								
HOME	0-0	1-0		1-0		4-3	6- 3								
AWAY	0-3	0-2		3-1		0-0	3- 6								
NEUTRAL	0-0	0-1		0-0		1-1	1- 2								
NON-CONFERENCE	0-2	0-3		1-0		3-1	4- 6								
Q1: (H:1-30)(N:1-50)(A:1-75) 0-3 overall, 0-2 non_conference		Q2: (H:31-75)(N:51-100)(A:76-135) 1-3 overall, 0-3 non_conference		Q3: (H:76-160)(N:101-200)(A:136-240) 4-1 overall, 1-0 non_conference		Q4: (H:161+)(N:201+)(A:241+) 5-4 overall, 3-1 non_conference									
RPI	S	Opponent	Score	RPI	S	Opponent	Score	RPI	S	Opponent	Score				
14	A	Oklahoma	85 97 1204	50	H	Western Ky.	74 63 0203	114	H	Marshall	81 77 0201	209	H	North Texas	71 72 1230
22	A	Middle Tenn.	51 75 0125	78	A	Utah Valley	80 88 1202	158	A	Louisiana Tech	78 76 0104	225	N	Coastal Caro.	69 83 1117
58	A	Nebraska	94 104 1220	97	N	Bradley	69 71 1118	172	A	UAB	82 70 0127	245	H	Fla. Atlantic	69 73 0113
				100	A	Tulsa	96 100 1128	203	A	Southern Miss.	83 93 0106	292	N	James Madison	90 77 1119
								239	A	Texas St.	79 78 1115	294	H	FIU	76 79 0111
												307	H	UTEP	65 61 0120
												317	H	A&M-Corpus Christi	72 58 1124
												331	H	Rice	79 66 1228
												336	H	Houston Baptist	87 71 1209

Non-Div I Games: Ottawa (A7)	125	64	Fast Central	92	59	Rethany (KS)	95	67
------------------------------	-----	----	--------------	----	----	--------------	----	----

DIV. I ONLY		12- 10	148	293	303	204									
DIV. I NON-CONF.		4- 6	223	243	234	248									
<hr/>															
Quadrant 1		Quadrant 2		Quadrant 3		Quadrant 4									
TOTALS															
OVERALL	0-1	0-2		3-3		9-4									
HOME	0-0	0-0		1-1		6-1									
AWAY	0-1	0-2		2-2		3-3									
NEUTRAL	0-0	0-0		0-0		0-0									
NON-CONFERENCE	0-1	0-2		1-1		3-2									
Q1: (H:1-30)(N:1-50)(A:1-75)		Q2: (H:31-75)(N:51-100)(A:76-135)		Q3: (H:76-160)(N:101-200)(A:136-240)		Q4: (H:161+)(N:201+)(A:241+)									
0-1 overall, 0-1 non_conference		0-2 overall, 0-2 non_conference		3-3 overall, 1-1 non_conference		9-4 overall, 3-2 non_conference									
RPI	S	Opponent	Score	RPI	S	Opponent	Score	RPI	S	Opponent	Score	RPI	S	Opponent	Score
47	A	Syracuse	58 72 1209	79	A	Boston College	79 83 1122	90	H	Bucknell	51 63 0115	223	H	Navy	70 62 0108
				98	A	UConn	58 70 1110	137	A	Albany (NY)	69 75 1129	243	H	NJIT	87 76 1212
								157	H	UMBC	93 88 1119	248	H	Cornell	72 61 1116
								213	A	Boston U.	58 72 0111	255	A	Lehigh	76 72 0117
								223	A	Navy	69 64 0204	293	H	Columbia	77 71 1125
								224	A	Army West Point	81 78 0124	305	A	Holy Cross	79 74 1229
												314	H	Lafayette	68 71 0105
												314	A	Lafayette	83 93 0131
												318	H	Loyola Maryland	77 72 0120
												320	A	Marist	76 78 1206
												322	A	Binghamton	65 76 1202
												323	A	American	72 63 0102
												323	H	American	83 69 0127

Non-Div I Games: Pitt -Bradford	103	52
---------------------------------	-----	----

George Washington (RPI: 205 KPI: 189, SOR: 187, AVG: 193.67) (BPI: 235, POM: 241, SAG: 199, AVG: 225) (AVG (OFFICIAL) Through Games Of February 4, 2018

Average RPI Win: 229

Average RPI Loss: 96

WON-LOST

WINNING PCT. RANK

STRENGTH OF SCHEDULE

OPP. STRENGTH OF SCHEDULE

TEAM RPI

SOS w/in Conf .56131 (1)

DIV. I ONLY	9- 14	238	71	138	205
DIV. I NON-CONF.	7- 6	162	73	157	155

Quadrant 1

OVERALL 1-5

HOME 0-2

AWAY 0-2

NEUTRAL 1-1

NON-CONFERENCE 1-3

Quadrant 2

0-5

0-1

0-3

0-1

0-3

Quadrant 3

0-3

0-1

0-2

0-0

0-0

Quadrant 4

8-1

8-1

0-0

0-0

6-0

TOTALS

9- 14

8- 5

0- 7

1- 2

7- 6

Q1: (H:1-30)(N:1-50)(A:1-75)
1-5 overall, 1-3 non_conference

Q2: (H:31-75)(N:51-100)(A:76-135)
0-5 overall, 0-3 non_conference

Q3: (H:76-160)(N:101-200)(A:136-240)
0-3 overall, 0-0 non_conference

Q4: (H:161+)(N:201+)(A:241+)
8-1 overall, 6-0 non_conference

RPI S Opponent Score

3 N Xavier 64 83 1123

6 H Rhode Island 60 81 0106

19 H Miami (FL) 50 59 1216

34 N Temple 71 67 1203

40 A Florida St. 67 87 1114

48 A St. Bonaventure 52 70 0128

RPI S Opponent Score

68 H Rider 65 67 1120

70 N Kansas St. 59 67 1124

104 A Penn St. 54 74 1209

107 A VCU 63 87 0120

131 A Davidson 45 72 0110

RPI S Opponent Score

131 H Davidson 58 87 0203

185 A Richmond 68 78 0113

217 A Duquesne 52 69 0103

RPI S Opponent Score

171 H Princeton 71 60 1206

176 H Harvard 58 48 1223

195 H Saint Joseph's 70 64 1230

207 H George Mason 80 68 0117

217 H Duquesne 73 75 0131

300 H New Hampshire 68 64 1220

313 H Hampton 65 57 1118

332 H Morgan St. 73 66 1129

334 H Howard 84 75 1110

Non-Div I Games:

George Washington

George Washington

Loss, Non-Conf, S Site, H Home, A Away, N Neutral

Page 205

GmDte OT

DIV. I ONLY		16- 8	74	346	209	206
DIV. I NON-CONF.		8- 4	95	346	228	220
Quadrant 1		Quadrant 2		Quadrant 3		Quadrant 4
OVERALL	0-2	1-0		3-2		12-4
HOME	0-0	0-0		1-0		8-3
AWAY	0-2	1-0		1-2		4-1
NEUTRAL	0-0	0-0		1-0		0-0
NON-CONFERENCE	0-2	0-0		2-1		6-1
Q1: (H:1-30)(N:1-50)(A:1-75)		Q2: (H:31-75)(N:51-100)(A:76-135)		Q3: (H:76-160)(N:101-200)(A:136-240)		Q4: (H:161+)(N:201+)(A:241+)
0-2 overall, 0-2 non_conference		1-0 overall, 0-0 non_conference		3-2 overall, 2-1 non_conference		12-4 overall, 6-1 non_conference
RPI	S	Opponent	Score	RPI	S	Opponent
32	A	Buffalo	76 81 1115	77	A	Belmont
57	A	Mississippi St.	56 59 1126			
				96	H	Murray St.
				184	A	Oregon St.
				185	A	Richmond
				188	A	Tennessee St.
				198	N	Savannah St.
			</			

Non-Div I Games: Tenn Wesleyan 100 42

Jacksonville St.

Jacksonville St.

George Mason

■ Loss, ■ Non-Conf, S Site, H Home, A Away, N Neutral

Grand Canyon

■ Loss, ■ Non-Conf, S Site, H Home, A Away, N Neutral

DIV. I ONLY

DIV. I NON-CONF.

13- 10

6- 7

136

186

284

282

307

328

210

258

Quadrant 1

OVERALL0-1

HOME0-0

AWAY0-1

NEUTRAL0-0

NON-CONFERENCE0-1

Quadrant 2

0-1

0-1

0-0

0-0

0-0

Quadrant 3

4-4

0-2

3-2

1-0

2-3

Quadrant 4

9-4

5-2

4-1

0-1

4-3

TOTALS

13- 10

5- 5

7- 4

1- 1

6- 7

Q1: (H:1-30)(N:1-50)(A:1-75)

0-1 overall, 0-1 non_conference

Q2: (H:31-75)(N:51-100)(A:76-135)

0-1 overall, 0-0 non_conference

Q3: (H:76-160)(N:101-200)(A:136-240)

4-4 overall, 2-3 non_conference

Q4: (H:161+)(N:201+)(A:241+)

9-4 overall, 4-3 non_conference

RPI

S

Opponent

Score

68

A

Rider

53

89

1115

RPI

S

Opponent

Score

51

H

Vermont

53

76

0121

RPI

S

Opponent

Score

79

H

Boston College

61

73

1202

91

H

Wagner

50

72

1126

112

N

Miami (OH)

68

58

1119

137

A

Albany (NY)

72

64

0103

157

A

UMBC

56

78

0115

197

A

Rutgers

60

58

1228

228

A

Portland

67

78

1219

238

A

Stony Brook

73

64

0203

RPI

S

Opponent

Score

238

H

Stony Brook

61

63

0106

250

H

Central Conn. St.

85

84

1110

265

N

LIU Brooklyn

84

86

1118

265

A

LIU Brooklyn

78

79

1130

284

H

Quinnipiac

77

75

1207

294

A

FIU

79

72

1222

299

H

UMass Lowell

84

73

0110

299

A

UMass Lowell

77

70

0127

300

A

New Hampshire

79

62

0131

322

H

Binghamton

97

65

0113

328

H

Sacred Heart

86

72

1211

330

A

Maine

86

68

0118

340

H

Bryant

73

78

1124

Non-Div I Games: Gordon 80 63

DIV. I ONLY		11- 10	162	289	329	211
DIV. I NON-CONF.		3- 7	258	266	218	243
Quadrant 1		Quadrant 2		Quadrant 3		Quadrant 4
OVERALL	0-2	0-2		5-2		6-4
HOME	0-0	0-0		1-0		3-3
AWAY	0-2	0-2		4-2		2-1
NEUTRAL	0-0	0-0		0-0		1-0
NON-CONFERENCE	0-2	0-2		1-1		2-2
Q1: (H:1-30)(N:1-50)(A:1-75) 0-2 overall, 0-2 non_conference		Q2: (H:31-75)(N:51-100)(A:76-135) 0-2 overall, 0-2 non_conference		Q3: (H:76-160)(N:101-200)(A:136-240) 5-2 overall, 1-1 non_conference		Q4: (H:161+)(N:201+)(A:241+) 6-4 overall, 2-2 non_conference
RPI S Opponent Score	RPI S Opponent Score		RPI S Opponent Score		RPI S Opponent Score	
53 A Louisiana 74 82 1219	81 A Notre Dame 50 86 1221		141 H SFA 73 62 1228		257 A Central Ark. 73 69 1231	
73 A UCF 53 61 1212	130 A Tulane 66 89 1113		155 A Kent St. 70 66 1121		257 H Central Ark. 89 84 0203	
			181 A Nicholls St. 67 63 0127		259 H Grambling 67 68 1216	
			187 A Valparaiso 50 83 1119		281 A La.-Monroe 75 86 1116	
			219 A Sam Houston St. 65 75 0124		291 A Samford 77 71 1124	
			233 A Abilene Christian 72 70 0106		309 H McNeese 62 71 0113	
			234 A Lamar University 63 58 0110		317 H A&M-Corpus Christi 54 67 0131	
					336 H Houston Baptist 85 69 0117	
					346 H Northwestern St. 85 58 0120	
					350 N Mississippi Val. 73 59 1125	

Non-Div I Games: Loyola (I A) 80 53 Centenary (I A) 99 67 Southern-N O 106 77

DIV. I ONLY		8- 15	263	140	201	212
DIV. I NON-CONF.		3- 11	292	35	88	195
Quadrant 1		Quadrant 2		Quadrant 3		Quadrant 4
OVERALL	0-7	0-4		1-1		7-3
HOME	0-0	0-0		1-1		4-1
AWAY	0-7	0-4		0-0		3-1
NEUTRAL	0-0	0-0		0-0		0-1
NON-CONFERENCE	0-7	0-3		0-0		3-1
Q1: (H:1-30)(N:1-50)(A:1-75)		Q2: (H:31-75)(N:51-100)(A:76-135)		Q3: (H:76-160)(N:101-200)(A:136-240)		Q4: (H:161+)(N:201+)(A:241+)
0-7 overall, 0-7 non_conference		0-4 overall, 0-3 non_conference		1-1 overall, 0-0 non_conference		7-3 overall, 3-1 non_conference
RPI	S	Opponent	Score	RPI	S	Opponent
19	A	Miami (FL)	65 86 1125	107	A	VCU
21	A	Michigan St.	66 98 1110	125	A	Ball St.
31	A	Michigan	66 86 1111	133	A	Wofford
33	A	Missouri	51 85 1216	135	A	FGCU
49	A	Florida	68 108 1116			
57	A	Mississippi St.	81 109 1230			
75	A	LSU	52 104 1222			
RPI	S	Opponent	Score	RPI	S	Opponent
115	H	Lipscomb	102 96 0111	191	H	Eastern Mich.
135	H	FGCU	87 96 0124	227	N	Mt. St. Mary's
				243	A	NJIT
				271	H	Jacksonville
				294	H	FIU
				312	H	Kennesaw St.
				325	A	Stetson
				325	H	Stetson
				343	A	Florida A&M
				344	A	USC Upstate

Non-Div I Games:	Edward Waters	101 77	Trinity Baptist	85 58	Fla. National	104 70
------------------	---------------	--------	-----------------	-------	---------------	--------

N
o
r
t
h

F
l
o
r
i
d
a

N
o
r
t
h

F
l
o
r
i
d
a

DIV. I ONLY	11- 11	175	263	319	213
DIV. I NON-CONF.	3- 7	258	226	287	246
Quadrant 1		Quadrant 2		Quadrant 3	Quadrant 4
OVERALL	0-1	1-1	1-5	9-4	11- 11
HOME	0-0	0-0	0-4	4-1	4- 5
AWAY	0-1	1-1	1-1	5-3	7- 6
NEUTRAL	0-0	0-0	0-0	0-0	0- 0
NON-CONFERENCE	0-1	0-1	0-4	3-1	3- 7
Q1: (H:1-30)(N:1-50)(A:1-75) 0-1 overall, 0-1 non_conference		Q2: (H:31-75)(N:51-100)(A:76-135) 1-1 overall, 0-1 non_conference		Q3: (H:76-160)(N:101-200)(A:136-240) 1-5 overall, 0-4 non_conference	
RPI S Opponent Score	RPI S Opponent Score	RPI S Opponent Score	RPI S Opponent Score	RPI S Opponent Score	RPI S Opponent Score
19 A Miami (FL) 54 69 1205	90 A Bucknell 84 79 0102	85 H Northeastern 59 65 1110	204 H Colgate 72 58 0111	224 H Army West Point 90 82 1229	255 H Lehigh 92 81 0108
	98 A UConn 66 85 1119	129 H Elon 69 77 1217	255 A Lehigh 75 80 0203	298 A Bethune-Cookman 90 87 1208	299 A UMass Lowell 82 87 1213
		137 H Albany (NY) 74 88 1113	176 A Harvard 63 74 1221	300 A New Hampshire 70 69 1129	305 A Holy Cross 54 40 0114
		223 A Navy 75 68 0120		314 A Lafayette 75 72 0124	318 A Loyola Maryland 65 68 0105
				318 H Loyola Maryland 64 55 0131	323 H American 58 69 0117
				330 A Maine 78 69 1122	

Non-Div I Games: Wheaton (MA) 83 48

B
o
s
t
o
n
U.

B
o
s
t
o
n
U.

DIV. I ONLY				10- 12	204	241	247	214			
DIV. I NON-CONF.				7- 8	185	252	318	229			
Quadrant 1		Quadrant 2		Quadrant 3		Quadrant 4		TOTALS			
OVERALL	0-3	0-1		3-5		7-3		10- 12			
HOME	0-0	0-0		1-2		3-3		4- 5			
AWAY	0-3	0-1		2-3		4-0		6- 7			
NEUTRAL	0-0	0-0		0-0		0-0		0- 0			
NON-CONFERENCE	0-2	0-1		2-3		5-2		7- 8			
Q1: (H:1-30)(N:1-50)(A:1-75) 0-3 overall, 0-2 non_conference				Q2: (H:31-75)(N:51-100)(A:(76-135) 0-1 overall, 0-1 non_conference		Q3: (H:76-160)(N:101-200)(A:136-240) 3-5 overall, 2-3 non_conference		Q4: (H:161+)(N:201+)(A:241+) 7-3 overall, 5-2 non_conference			
RPI	S	Opponent	Score	RPI	S	Opponent	Score	RPI	S	Opponent	Score
30	A	Texas A&M	60 78 1130	83	A	Oklahoma St.	83 102 1222	78	H	Utah Valley	76 84 0118
45	A	New Mexico St.	67 90 0203					139	H	UC Irvine	73 59 1209
69	A	SMU	64 95 1128					140	A	Georgia Tech	68 78 1122
								153	H	UT Arlington	65 86 1216
								208	A	Grand Canyon	71 84 0113
								209	A	North Texas	75 63 1120
								231	A	CSU Bakersfield	87 74 0111
								239	A	Texas St.	58 75 1118
											</

Non-Div I Games: Wavland Rantist 86 50 Our Lady of the La 96 75

UTRGV

UTRGV

DIV. I ONLY		6- 15	295	64	295	218									
DIV. I NON-CONF.		3- 7	258	39	173	160									
Quadrant 1		Quadrant 2		Quadrant 3		Quadrant 4	TOTALS								
OVERALL	0-4	0-2		1-6		5-3	6- 15								
HOME	0-0	0-0		0-3		3-2	3- 5								
AWAY	0-4	0-2		1-3		0-1	1- 10								
NEUTRAL	0-0	0-0		0-0		2-0	2- 0								
NON-CONFERENCE	0-4	0-0		1-2		2-1	3- 7								
Q1: (H:1-30)(N:1-50)(A:1-75)		Q2: (H:31-75)(N:51-100)(A:76-135)		Q3: (H:76-160)(N:101-200)(A:136-240)		Q4: (H:161+)(N:201+)(A:241+)									
0-4 overall, 0-4 non_conference		0-2 overall, 0-0 non_conference		1-6 overall, 1-2 non_conference		5-3 overall, 2-1 non_conference									
RPI	S	Opponent	Score	RPI	S	Opponent	Score	RPI	S	Opponent	Score	RPI	S	Opponent	Score
23	A	Creighton	68 111 1205	88	A	Montana	79 109 0104	78	H	Utah Valley	75 83 1125	173	H	Eastern Wash.	64 77 1231
46	A	Gonzaga	83 89 1216	127	A	Northern Colo.	91 94 0120	88	H	Montana	67 72 0203	182	H	Weber St.	89 79 0113
58	A	Nebraska	70 92 1119					149	H	Idaho	57 74 1229	193	H	North Dakota St.	79 88 1209
65	A	South Dakota St.	63 99 1212					149	A	Idaho	71 96 0127	222	N	Troy	83 80 1110
								173	A	Eastern Wash.	71 95 0125	246	A	Montana St.	68 79 0106
								190	A	Hawaii	78 81 1112	246	H	Montana St.	75 74 0201
								193	A	North Dakota St.	86 77 0116	280	H	Idaho St.	81 58 0111
												297	N	Ark.-Pine Bluff	80 71 1113

Non-Div I Games:	Presentation	82 75	Northland	79 48
------------------	--------------	-------	-----------	-------

North Dakota

North Dakota

DIV. I ONLY	10- 10	175	287	294	219
DIV. I NON-CONF.	2- 7	287	137	79	268
Quadrant 1		Quadrant 2	Quadrant 3	Quadrant 4	TOTALS
OVERALL	0-1	0-3	0-6	10-0	10- 10
HOME	0-0	0-0	0-1	6-0	6- 1
AWAY	0-1	0-2	0-4	3-0	3- 7
NEUTRAL	0-0	0-1	0-1	1-0	1- 2
NON-CONFERENCE	0-1	0-3	0-3	2-0	2- 7
Q1: (H:1-30)(N:1-50)(A:1-75) 0-1 overall, 0-1 non_conference		Q2: (H:31-75)(N:51-100)(A:76-135) 0-3 overall, 0-3 non_conference	Q3: (H:76-160)(N:101-200)(A:136-240) 0-6 overall, 0-3 non_conference	Q4: (H:161+)(N:201+)(A:241+) 10-0 overall, 2-0 non_conference	
RPI S Opponent Score	RPI S Opponent Score	RPI S Opponent Score	RPI S Opponent Score	RPI S Opponent Score	
75 A LSU 58 80 1219	74 N Col. of Charleston 49 59 1123	78 H Utah Valley 64 75 1222	211 H Southeastern La. 75 65 0124		
	82 A Ole Miss 69 82 1213	141 A SFA 66 82 0127	233 H Abilene Christian 84 77 0203		
	92 A Baylor 56 84 1204	149 A Idaho 54 63 1118	257 H Central Ark. 82 76 0103		
		166 N Central Mich. 60 71 1122	274 N Santa Clara 73 59 1125		
		233 A Abilene Christian 72 75 1230	309 A McNeese 67 57 0130		
		234 A Lamar University 77 84 0120	311 H Little Rock 57 55 1215		
			317 A A&M-Corpus Christi 82 50 0110		
			336 H Houston Baptist 81 68 0113		
			346 H Northwestern St. 75 52 0117		
			349 A Incarnate Word 85 74 0106		

Non-Div I Games:	Hardin-Simmons	72	56	Texas-Tyler	91	51	Schreiner	81	55	St Thomas Houst	77	54
------------------	----------------	----	----	-------------	----	----	-----------	----	----	-----------------	----	----

DIV. I ONLY				12- 11				167				304				266				221																				
DIV. I NON-CONF.				3- 8				269				313				235				334																				
Quadrant 1				Quadrant 2				Quadrant 3				Quadrant 4				TOTALS																								
OVERALL				0-2				0-3				1-2				11-4				12- 11																				
HOME				0-0				0-0				0-1				6-3				6- 4																				
AWAY				0-2				0-3				1-1				5-1				6- 7																				
NEUTRAL				0-0				0-0				0-0				0-0				0- 0																				
NON-CONFERENCE				0-2				0-1				0-1				3-4				3- 8																				
Q1: (H:1-30)(N:1-50)(A:1-75)								Q2: (H:31-75)(N:51-100)(A:(76-135)								Q3: (H:76-160)(N:101-200)(A:136-240)								Q4: (H:161+)(N:201+)(A:241+)																
0-2 overall, 0-2 non_conference								0-3 overall, 0-1 non_conference								1-2 overall, 0-1 non_conference								11-4 overall, 3-4 non_conference																
RPI	S	Opponent	Score					RPI	S	Opponent	Score					RPI	S	Opponent	Score					RPI	S	Opponent	Score													
16	A	Kentucky	73	107	1126				76	A	Illinois St.	70	71	1219				142	H	Oakland	68	78	0115				175	H	DePaul	55	65	1209								
52	A	Loyola Chicago	61	85	1202				93	A	Wright St.	61	65	1228				142	A	Oakland	79	73	0202				186	H	Fort Wayne	51	67	1118								
																																195	H	Saint Joseph's	82	86	1113			
																																244	A	Northern Ill.	63	69	1221			
																																254	H	Milwaukee	88	73	0112			
																																254	A	Milwaukee	74	56	0129			
																																288	A	Detroit Mercy	78	69	0204			
																																302	H	N.C. Central	65	55	1110			
																																316	A	IUPUI	70	65	0104			
																																316	H	IUPUI	71	62	0127			
																																319	A	Youngstown St.	92	78	0118			
																																326	A	Cleveland St.	87	80	0120			
																																337	H	Green Bay	84	73	0110			
																																342	H	Dartmouth	76	60	1215			
																																351	H	Delaware St.	95	55	1116			

DIV. I ONLY		8- 13	245	144	260	222
DIV. I NON-CONF.		4- 7	234	192	222	232
Quadrant 1		Quadrant 2		Quadrant 3		Quadrant 4
OVERALL	1-3	0-0		1-6		6-4
HOME	0-0	0-0		1-1		4-2
AWAY	1-2	0-0		0-5		1-1
NEUTRAL	0-1	0-0		0-0		1-1
NON-CONFERENCE	1-2	0-0		0-3		3-2
Q1: (H:1-30)(N:1-50)(A:1-75)		Q2: (H:31-75)(N:51-100)(A:76-135)		Q3: (H:76-160)(N:101-200)(A:136-240)		Q4: (H:161+)(N:201+)(A:241+)
1-3 overall, 1-2 non_conference		0-0 overall, 0-0 non_conference		1-6 overall, 0-3 non_conference		6-4 overall, 3-2 non_conference
RPI	S	Opponent	Score	RPI	S	Opponent
16	A	Kentucky	62 70 1120	134	H	Georgia St.
41	N	Arkansas	63 88 1216	144	H	Ga. Southern
53	A	Louisiana	69 81 0127	153	A	UT Arlington
61	A	ETSU	73 65 1122	178	A	Austin Peay
				190	A	Hawaii
				203	A	Southern Miss.
				239	A	Texas St.

Non-Div I Games: Milligan	80 67	Brewton-Parker	106 71
---------------------------	-------	----------------	--------

Navy

DIV. I ONLY				14- 10	127	320	323	223
DIV. I NON-CONF.				8- 4	95	320	308	165
-----				-----				
Quadrant 1				Quadrant 2		Quadrant 3		Quadrant 4
TOTALS								
OVERALL				0-1		0-4		14-4
HOME				0-0		0-2		6-3
AWAY				0-1		0-2		6-1
NEUTRAL				0-0		0-0		2-0
NON-CONFERENCE				0-1		0-2		8-0
Q1: (H:1-30)(N:1-50)(A:1-75)				Q2: (H:31-75)(N:51-100)(A:76-135)		Q3: (H:76-160)(N:101-200)(A:136-240)		Q4: (H:161+)(N:201+)(A:241+)
0-1 overall, 0-1 non_conference				0-1 overall, 0-1 non_conference		0-4 overall, 0-2 non_conference		14-4 overall, 8-0 non_conference
RPI	S	Opponent	Score	RPI	S	Opponent	Score	RPI
19	A	Miami (FL)	55 89 1112	135	A	FGCU	54 70 1125	179
								H Pittsburgh
								71 62 1110
								204
								H Colgate
								64 69 0204
								213
								H Boston U.
								68 75 0120
								224
								H Army West Point
								62 64 0114
								242
								H Delaware
								82 76 1201
								249
								N Denver
								79 71 1126
								255
								H Lehigh
								78 66 0102
								255
								A Lehigh
								77 75 0127
								270
								N St. Francis Brooklyn
								85 76 1124
								293
								A Columbia
								73 68 1210
								305
								H Holy Cross
								61 56 0111
								314
								A Lafayette
								75 72 0117
								318
								A Loyola Maryland
								63 72 1229
								323
								H American
								70 64 0105
								323
								A American
								61 44 0131
								332
								H Morgan St.
								66 59 1203
								339
								A Coppin St.
								70 53 1206
								340
								A Bryant
								79 71 1118

Navy

Non-Div I Games: Washington Col 110 45

Army West Point

■ Loss, ■ Non-Conf, S Site, H Home, A Away, N Neutral

Coastal Car.

■ Loss,
 ■ Non-Conf,
 ■ Site,
 ■ Home,
 ■ Away,
 ■ Neutral

DIV. I ONLY		9- 9	175	296	267	226
DIV. I NON-CONF.		6- 6	173	306	272	226
Quadrant 1		Quadrant 2		Quadrant 3		Quadrant 4
OVERALL	0-2	0-1		1-3		8-3
HOME	0-0	0-0		0-0		6-2
AWAY	0-2	0-1		1-3		2-1
NEUTRAL	0-0	0-0		0-0		0-0
NON-CONFERENCE	0-2	0-1		0-1		6-2
Q1: (H:1-30)(N:1-50)(A:1-75) 0-2 overall, 0-2 non_conference		Q2: (H:31-75)(N:51-100)(A:76-135) 0-1 overall, 0-1 non_conference		Q3: (H:76-160)(N:101-200)(A:136-240) 1-3 overall, 0-1 non_conference		Q4: (H:161+)(N:201+)(A:241+) 8-3 overall, 6-2 non_conference
RPI S Opponent Score	RPI S Opponent Score		RPI S Opponent Score		RPI S Opponent Score	
6 A Rhode Island 62 86 1128	99 A Northwestern 73 95 1230		156 A Penn 90 95 0202		176 H Harvard 77 86 0127	
27 A Providence 72 77 1206			171 A Princeton 102 *** 0203		232 H Yale 81 80 0119	
			232 A Yale 72 78 0112		243 H NJIT 70 69 0103	
			238 A Stony Brook 64 77 1122		250 H Central Conn. St. 62 68 1202	
					265 H LIU Brooklyn 94 86 1125	
					270 A St. Francis Brooklyn 74 77 1119	
					284 A Quinnipiac 79 72 1113	
					299 H UMass Lowell 89 75 1209	
					320 H Marist 90 69 1222	
					340 A Bryant 81 67 1126	
					342 H Dartmouth 64 62 0126	

Non-Div I Games: Johnson & Wales / 106 78

B
r
o
w
n

B
r
o
w
n

M
t.
St
.
M
a
r
y'
s

■ Loss, ■ Non-Conf, S Site, H Home, A Away, N Neutral

DIV. I ONLY				7- 15	276	115	113	228			
DIV. I NON-CONF.				3- 7	258	151	38	262			
Quadrant 1				Quadrant 2		Quadrant 3		Quadrant 4			
OVERALL				0-6		1-1		0-6			
HOME				0-0		0-1		0-4			
AWAY				0-4		1-0		0-1			
NEUTRAL				0-2		0-0		0-1			
NON-CONFERENCE				0-3		0-0		0-4			
TOTALS								6-2			
								7- 15			
								4- 6			
								2- 6			
								1- 3			
								3- 7			
Q1: (H:1-30)(N:1-50)(A:1-75)				Q2: (H:31-75)(N:51-100)(A:76-135)		Q3: (H:76-160)(N:101-200)(A:136-240)		Q4: (H:161+)(N:201+)(A:241+)			
0-6 overall, 0-3 non_conference				1-1 overall, 0-0 non_conference		0-6 overall, 0-4 non_conference		6-2 overall, 3-0 non_conference			
RPI	S	Opponent	Score	RPI	S	Opponent	Score	RPI	S	Opponent	Score
10	N	North Carolina	78 102 1123	46	H	Gonzaga	79 95 0125	132	H	San Diego	74 81 0104
14	N	Oklahoma	71 93 1124	132	A	San Diego	55 49 0118	136	H	Cal St. Fullerton	66 76 1206
24	A	Saint Mary's (CA)	55 72 0127					143	H	Pacific	54 66 0113
37	A	Boise St.	54 77 1203					151	H	Portland St.	75 80 1111
46	A	Gonzaga	57 103 0111					168	A	Seattle U	76 89 1216
71	A	BYU	45 69 1228					175	N	DePaul	69 82 1126
								</			

DIV. I ONLY		9- 13	223	254	234	230
DIV. I NON-CONF.		2- 8	296	97	72	236
<hr style="border-top: 1px dashed black;"/>						
Quadrant 1		Quadrant 2		Quadrant 3		Quadrant 4
OVERALL	0-5	0-2		1-3		8-3
HOME	0-0	0-0		1-0		6-0
AWAY	0-5	0-2		0-2		2-2
NEUTRAL	0-0	0-0		0-1		0-1
NON-CONFERENCE	0-5	0-1		0-1		2-1
Q1: (H:1-30)(N:1-50)(A:1-75)		Q2: (H:31-75)(N:51-100)(A:76-135)		Q3: (H:76-160)(N:101-200)(A:136-240)		Q4: (H:161+)(N:201+)(A:241+)
0-5 overall, 0-5 non_conference		0-2 overall, 0-1 non_conference		1-3 overall, 0-1 non_conference		8-3 overall, 2-1 non_conference
RPI	S	Opponent	Score	RPI	S	Opponent
5	A	Auburn	55 80 1206	93	A	Wright St.
19	A	Miami (FL)	45 77 1110	119	A	UNC Asheville
49	A	Florida	74 116 1113			
55	A	Maryland	60 82 1209			
73	A	UCF	65 68 1115			
				RPI	S	Opponent
				138	H	Radford
				138	A	Radford
				164	A	Winthrop
				199	N	Fairfield

Non-Div I Games: Warren Wilson 119 81 Toccoa Falls 102 41 Brevard 93 70

Gardner-Webb

Gardner-Webb

DIV. I ONLY		8- 13	245	251	238	232									
DIV. I NON-CONF.		6- 9	223	251	198	209									
Quadrant 1		Quadrant 2		Quadrant 3		Quadrant 4									
OVERALL	0-3	0-2		0-6		8-2									
HOME	0-0	0-1		0-0		4-2									
AWAY	0-3	0-1		0-6		4-0									
NEUTRAL	0-0	0-0		0-0		0-0									
NON-CONFERENCE	0-3	0-2		0-3		6-1									
Q1: (H:1-30)(N:1-50)(A:1-75)		Q2: (H:31-75)(N:51-100)(A:76-135)		Q3: (H:76-160)(N:101-200)(A:136-240)		Q4: (H:161+)(N:201+)(A:241+)									
0-3 overall, 0-3 non_conference		0-2 overall, 0-2 non_conference		0-6 overall, 0-3 non_conference		8-2 overall, 6-1 non_conference									
RPI	S	Opponent	Score	RPI	S	Opponent	Score	RPI	S	Opponent	Score				
23	A	Creighton	76 92 1110	51	H	Vermont	73 79 1125	137	A	Albany (NY)	72 80 1117	176	H	Harvard	52 54 0126
29	A	TCU	66 92 1202	110	A	Iona	67 83 1212	140	A	Georgia Tech	60 74 0106	215	H	Monmouth	64 85 1222
48	A	St. Bonaventure	67 75 1209					156	A	Penn	50 59 0203	226	H	Brown	78 72 0112
								163	A	Wisconsin	61 89 1112	242	A	Delaware	76 66 1127
								171	A	Princeton	73 76 0202	255	A	Lehigh	86 77 1206
								226	A	Brown	80 81 0119	312	A	Kennesaw St.	89 74 1230
												327	H	South Carolina St.	86 54 1114
												340	H	Bryant	84 67 1129
												342	H	Dartmouth	74 64 0127
												347	A	Alcorn	87 73 1122

Non-Div I Games: Currv 107 42

DIV. I ONLY		10- 10	175	302	347	233
DIV. I NON-CONF.		4- 5	208	256	317	214
Quadrant 1		Quadrant 2		Quadrant 3		Quadrant 4
OVERALL	0-1	0-1		1-4		9-4
HOME	0-0	0-0		0-2		4- 3
AWAY	0-1	0-1		0-2		5- 6
NEUTRAL	0-0	0-0		1-0		0-1
NON-CONFERENCE	0-1	0-1		1-1		3-2
Q1: (H:1-30)(N:1-50)(A:1-75) 0-1 overall, 0-1 non_conference		Q2: (H:31-75)(N:51-100)(A:(76-135) 0-1 overall, 0-1 non_conference		Q3: (H:76-160)(N:101-200)(A:136-240) 1-4 overall, 1-1 non_conference		Q4: (H:161+)(N:201+)(A:241+) 9-4 overall, 3-2 non_conference
RPI S Opponent Score	RPI S Opponent Score		RPI S Opponent Score		RPI S Opponent Score	
15 A Texas Tech 47 74 1222	115 A Lipscomb 65 67 1217		115 H Lipscomb 67 75 1120		211 H Southeastern La. 70 72 0106	
			141 H SFA 66 76 0117		219 H Sam Houston St. 75 72 1230	
			177 N Bowling Green 88 83 1126		234 H Lamar University 74 69 0131	
			219 A Sam Houston St. 77 84 0203		239 H Texas St. 72 68 1209	
			237 A New Orleans 74 77 1228		247 A Air Force 62 58 1206	
					257 A Central Ark. 80 63 0120	
					275 A Arkansas St. 69 83 1113	
					279 A Campbell 85 80 1124	
					309 H McNeese 79 74 0103	
					317 A A&M-Corpus Christi 66 80 0124	
					336 A Houston Baptist 82 74 0110	
					344 N USC Upstate 78 88 1125	
					346 A Northwestern St. 69 58 0113	

Non-Div I Games:	Arlington Baptist	109 60	Howard Payne	112 62	Schreiner	71 43	Randall	86 68
------------------	-------------------	--------	--------------	--------	-----------	-------	---------	-------

DIV. I ONLY		10- 10	175	279	339	234
DIV. I NON-CONF.		4- 5	208	201	246	184
Quadrant 1		Quadrant 2		Quadrant 3		Quadrant 4
OVERALL		1-2		2-4		7-4
HOME		0-0		1-0		4-4
AWAY		1-1		1-3		3-0
NEUTRAL		0-1		0-1		0-0
NON-CONFERENCE		1-2		1-2		2-1
TOTALS		10- 10		5- 4		5- 4
0-0		0-2		0-2		0- 2
4- 5		4- 5				
Q1: (H:1-30)(N:1-50)(A:1-75)		Q2: (H:31-75)(N:51-100)(A:76-135)		Q3: (H:76-160)(N:101-200)(A:136-240)		Q4: (H:161+)(N:201+)(A:241+)
0-0 overall, 0-0 non_conference		1-2 overall, 1-2 non_conference		2-4 overall, 1-2 non_conference		7-4 overall, 2-1 non_conference
RPI S Opponent Score	RPI S Opponent Score		RPI S Opponent Score		RPI S Opponent Score	
84 N UC Davis	68 77 1222		141 H SFA		76 54 0203	
89 A Southern Ill.	61 71 1217		200 N N.C. A&T		70 74 1223	
100 A Tulsa	74 67 1110		217 A Duquesne		64 65 1219	
			225 A Coastal Caro.		69 67 1202	
			233 A Abilene Christian		69 74 0131	
			237 A New Orleans		62 72 0103	
					181 H Nicholls St.	
					74 79 0124	
					211 H Southeastern La.	
					58 63 0110	
					219 H Sam Houston St.	
					84 77 0120	
					225 H Coastal Caro.	
					66 60 1114	
					231 H CSU Bakersfield	
					73 85 1119	
					257 H Central Ark.	
					91 100 0106	
					307 A UTEP	
					66 52 1127	
					309 H McNeese	
					86 80 0127	
					317 A A&M-Corpus Christi	
					77 72 1230	
					336 H Houston Baptist	
					86 68 1228	
					349 A Incarnate Word	
					90 69 0117	

Non-Div I Games:	Jarvis Christian	103	66	St Thomas Houst	60	46	Southern-N O	105	67	Howard Payne	112	56
------------------	------------------	-----	----	-----------------	----	----	--------------	-----	----	--------------	-----	----

DIV. I ONLY		11- 13	199	289	181	236
DIV. I NON-CONF.		5- 7	214	280	193	256
Quadrant 1		Quadrant 2		Quadrant 3		Quadrant 4
OVERALL	0-1	1-2		1-6		9-4
HOME	0-0	0-1		0-1		5-1
AWAY	0-1	1-1		1-2		3-1
NEUTRAL	0-0	0-0		0-3		1-2
NON-CONFERENCE	0-1	1-1		0-2		4-3
Q1: (H:1-30)(N:1-50)(A:1-75)		Q2: (H:31-75)(N:51-100)(A:76-135)		Q3: (H:76-160)(N:101-200)(A:136-240)		Q4: (H:161+)(N:201+)(A:241+)
0-1 overall, 0-1 non_conference		1-2 overall, 1-1 non_conference		1-6 overall, 0-2 non_conference		9-4 overall, 4-3 non_conference
RPI	S	Opponent	Score	RPI	S	Opponent
17	A	Seton Hall	62 74 1223	68	H	Rider
				100	A	Tulsa
				109	A	Hofstra
				110	N	Iona
				118	N	Missouri St.
				122	N	Towson
				128	H	Canisius
				170	A	Niagara
				199	A	Fairfield
				215	A	Monmouth
				176	H	Harvard
				199	H	Fairfield
				244	N	Northern Ill.
				256	A	Saint Peter's
				267	A	Fordham
				268	N	UMKC
				270	H	St. Francis Brooklyn
				287	H	Siena
				287	A	Siena
				305	N	Holy Cross
				320	A	Marist
				320	H	Marist
				332	H	Morgan St.

Non-Div I Games:

DIV. I ONLY		9- 11	211	301	310	237	
DIV. I NON-CONF.		0- 8	337	26	106	281	
Quadrant 1		Quadrant 2		Quadrant 3		Quadrant 4	
OVERALL	0-3	0-2		0-3		9-3	
HOME	0-0	0-0		0-0		5-2	
AWAY	0-3	0-2		0-3		4-1	
NEUTRAL	0-0	0-0		0-0		0-0	
NON-CONFERENCE	0-3	0-2		0-2		0-1	
Q1: (H:1-30)(N:1-50)(A:1-75)		Q2: (H:31-75)(N:51-100)(A:76-135)		Q3: (H:76-160)(N:101-200)(A:136-240)		Q4: (H:161+)(N:201+)(A:241+)	
0-3 overall, 0-3 non_conference		0-2 overall, 0-2 non_conference		0-3 overall, 0-2 non_conference		9-3 overall, 0-1 non_conference	
RPI	S	Opponent	Score	RPI	S	Opponent	Score
42	A	Houston	66 75 1129	94	A	St. John's (NY)	61 77 1110
53	A	Louisiana	65 87 1216	123	A	Memphis	52 63 1121
69	A	SMU	66 79 1213				

Non-Div I Games: Okla Panhandle 107 59 Williams Baptist 87 70 Spring Hill 74 67

St
o
n
y
B
r
o
o
k

■ Loss, ■ Non-Conf, S Site, H Home, A Away, N Neutral

T
e
x
a
s
S
t
.

■ Loss, ■ Non-Conf, S Site, H Home, A Away, N Neutral

O
m
a
h
a

DIV. I ONLY		8- 15	263	174	293	241									
DIV. I NON-CONF.		4- 7	234	227	324	239									
Quadrant 1		Quadrant 2		Quadrant 3		Quadrant 4									
OVERALL	0-1	1-2		0-8		7-4									
HOME	0-0	0-0		0-3		3-3									
AWAY	0-1	1-2		0-5		3-0									
NEUTRAL	0-0	0-0		0-0		1-1									
NON-CONFERENCE	0-1	1-1		0-3		3-2									
Q1: (H:1-30)(N:1-50)(A:1-75)		Q2: (H:31-75)(N:51-100)(A:76-135)		Q3: (H:76-160)(N:101-200)(A:136-240)		Q4: (H:161+)(N:201+)(A:241+)									
0-1 overall, 0-1 non_conference		1-2 overall, 1-1 non_conference		0-8 overall, 0-3 non_conference		7-4 overall, 3-2 non_conference									
RPI	S	Opponent	Score	RPI	S	Opponent	Score	RPI	S	Opponent	Score				
70	A	Kansas St.	71 89 1216	89	A	Southern Ill.	75 69 1209	77	H	Belmont	72 94 1228	178	H	Austin Peay	81 96 0203
				96	A	Murray St.	73 89 0104	96	H	Murray St.	75 87 0201	188	H	Tennessee St.	77 65 1231
				113	A	Evansville	50 66 1116	97	H	Bradley	67 75 1220	246	N	Montana St.	82 88 1122
								145	A	Saint Louis	48 78 1222	250	A	SIUE	86 74 0118
								158	A	Louisiana Tech	95 96 1113	268	H	UMKC	91 87 1206
								174	A	Tennessee Tech	65 76 0125	272	H	Morehead St.	78 75 0111
								178	A	Austin Peay	71 76 0106	276	A	Eastern Ill.	86 74 0120
								206	A	Jacksonville St.	60 78 0127	282	H	Eastern Ky.	86 91 0113
												302	H	N.C. Central	70 77 1126
												302	A	N.C. Central	86 77 1202
												345	N	CSUN	74 59 1121

Non-Div I Games: Mo Rantist 81 69 Hannibal-La Grange 83 59

DIV. I ONLY

DIV. I NON-CONF.

8- 13

5- 6

245

195

198

288

211

307

244

257

Quadrant 1

OVERALL0-2

HOME0-0

AWAY0-2

NEUTRAL0-0

NON-CONFERENCE0-1

Quadrant 2

0-1

0-0

0-1

0-0

0-1

Quadrant 3

1-7

1-1

0-5

0-1

0-2

Quadrant 4

7-3

5-1

1-1

1-1

5-2

TOTALS

8- 13

6- 2

1- 9

1- 2

5- 6

Q1: (H:1-30)(N:1-50)(A:1-75)

0-2 overall, 0-1 non_conference

Q2: (H:31-75)(N:51-100)(A:76-135)

0-1 overall, 0-1 non_conference

Q3: (H:76-160)(N:101-200)(A:136-240)

1-7 overall, 0-2 non_conference

Q4: (H:161+)(N:201+)(A:241+)

7-3 overall, 5-2 non_conference

RPI

S

Opponent

Score

32

A

Buffalo

67 95 0116

60

A

Marquette

70 79 1218

RPI

S

Opponent

Score

105

A

Iowa St.

80 94 1204

RPI

S

Opponent

Score

112

H

Miami (OH)

65 81 0203

148

A

Iowa

75 98 1229

155

H

Kent St.

75 61 0102

156

N

Penn

80 93 1120

159

A

Western Mich.

72 79 0127

166

A

Central Mich.

67 81 0130

177

A

Bowling Green

57 66 0109

229

A

Ohio

68 78 0106

RPI

S

Opponent

Score

177

H

Bowling Green

93 62 0123

191

H

Eastern Mich.

72 66 0113

221

H

Ill.-Chicago

69 63 1221

236

N

Manhattan

70 68 1122

245

N

Fla. Atlantic

67 77 1121

250

H

Central Conn. St.

61 55 1209

253

A

Akron

67 82 0120

254

H

Milwaukee

62 75 1129

333

A

Chicago St.

95 77 1202

337

H

Green Bay

85 65 1114

Non-Div I Games: Rockford 105 53 St Francis (Ill) 70 60

DIV. I ONLY		7- 13	260	193	231	245
DIV. I NON-CONF.		3- 6	241	123	285	221
Quadrant 1		Quadrant 2		Quadrant 3		Quadrant 4
OVERALL		1-1		1-5		5-5
HOME		0-0		0-2		2-3
AWAY		1-1		1-1		2-2
NEUTRAL		0-0		0-2		1-0
NON-CONFERENCE		1-1		0-2		2-2
TOTALS		7- 13		2- 6		4- 5
0-2 overall, 0-1 non_conference		1-1 overall, 1-1 non_conference		1-5 overall, 0-2 non_conference		1- 2
Q1: (H:1-30)(N:1-50)(A:1-75)		Q2: (H:31-75)(N:51-100)(A:76-135)		Q3: (H:76-160)(N:101-200)(A:136-240)		3- 6
Q4: (H:161+)(N:201+)(A:241+)		5-5 overall, 2-2 non_conference				
RPI S Opponent Score	RPI S Opponent Score		RPI S Opponent Score		RPI S Opponent Score	
15 A Texas Tech 54 90 1219	117 A Minnesota 60 95 1223		86 H Old Dominion 62 73 0120		172 H UAB 44 75 0104	
22 H Middle Tenn. 57 61 0106	135 A FGCU 92 88 1205		118 N Missouri St. 60 71 1122		203 H Southern Miss. 66 77 0203	
			122 N Towson 52 76 1120		244 N Northern Ill. 77 67 1121	
			158 H Louisiana Tech 62 67 0201		275 H Arkansas St. 63 64 1216	
			202 A UTSA 73 69 0113		286 A South Fla. 59 60 1110	
			209 A North Texas 53 59 0125		294 A FIU 57 58 1230	
					298 H Bethune-Cookman 93 75 1202	
					307 A UTEP 73 66 0111	
					308 H Charlotte 75 64 0118	
					331 A Rice 63 62 0127	

Non-Div I Games: Wehber Int'l	106	46	Ave Maria	91	54	Edward Waters	91	59
-------------------------------	-----	----	-----------	----	----	---------------	----	----

Fl
a.
A
tl
a
n
ti
c

Fl
a.
A
tl
a
n
ti
c

DIV. I ONLY	10- 12	204	317	151	246
DIV. I NON-CONF.	5- 6	195	261	268	212
Quadrant 1		Quadrant 2	Quadrant 3	Quadrant 4	TOTALS
OVERALL	0-0	0-2	1-8	9-2	10- 12
HOME	0-0	0-0	1-2	4-1	5- 3
AWAY	0-0	0-2	0-6	3-1	3- 9
NEUTRAL	0-0	0-0	0-0	2-0	2- 0
NON-CONFERENCE	0-0	0-1	0-5	5-0	5- 6
Q1: (H:1-30)(N:1-50)(A:1-75) 0-0 overall, 0-0 non_conference		Q2: (H:31-75)(N:51-100)(A:76-135) 0-2 overall, 0-1 non_conference	Q3: (H:76-160)(N:101-200)(A:136-240) 1-8 overall, 0-5 non_conference	Q4: (H:161+)(N:201+)(A:241+) 9-2 overall, 5-0 non_conference	
RPI S Opponent Score	RPI S Opponent Score	RPI S Opponent Score	RPI S Opponent Score	RPI S Opponent Score	
	102 A Fresno St. 67 80 1126	87 H UC Santa Barbara 69 91 1209	218 H North Dakota 79 68 0106		
	127 A Northern Colo. 63 86 0203	88 H Montana 52 67 0120	240 H Omaha 89 80 1110		
		127 H Northern Colo. 76 64 0104	241 N Southeast Mo. St. 88 82 1122		
		146 A Utah St. 73 81 1113	249 H Denver 79 65 1218		
		151 A Portland St. 74 93 0111	254 A Milwaukee 68 64 1202		
		158 A Louisiana Tech 58 71 1118	264 A Southern Utah 104 99 1228		
		166 A Central Mich. 48 75 1205	264 H Southern Utah 69 66 0127		
		218 A North Dakota 74 75 0201	278 A Sacramento St. 68 87 0113		
		240 A Omaha 71 84 1221	303 A Northern Ariz. 76 73 1230		
			303 H Northern Ariz. 75 77 0125		
			322 N Binghamton 74 64 1121		

Non-Div I Games: Bethesda (CA) 98 61 Montana Western 109 81

Montana St.

Montana St.

DIV. I ONLY		6- 13	282	166	173	247
DIV. I NON-CONF.		4- 6	223	278	321	277
Quadrant 1		Quadrant 2		Quadrant 3		Quadrant 4
OVERALL	0-2	0-3		2-5		4-3
HOME	0-1	0-1		1-2		2-1
AWAY	0-1	0-2		1-3		2-1
NEUTRAL	0-0	0-0		0-0		0-1
NON-CONFERENCE	0-1	0-0		1-2		3-3
Q1: (H:1-30)(N:1-50)(A:1-75) 0-2 overall, 0-1 non_conference		Q2: (H:31-75)(N:51-100)(A:76-135) 0-3 overall, 0-0 non_conference		Q3: (H:76-160)(N:101-200)(A:136-240) 2-5 overall, 1-2 non_conference		Q4: (H:161+)(N:201+)(A:241+) 4-3 overall, 3-3 non_conference
RPI S Opponent Score	RPI S Opponent Score		RPI S Opponent Score		RPI S Opponent Score	
12 H Nevada 75 86 0106	37 H Boise St. 64 70 0127		128 H Canisius 93 79 1114		224 N Army West Point 54 79 1217	
64 A Colorado 69 81 1126	102 A Fresno St. 59 71 1230		143 H Pacific 71 83 1121		233 H Abilene Christian 58 62 1206	
	126 A San Diego St. 50 81 0203		146 A Utah St. 49 71 0124		239 H Texas St. 65 57 1112	
			150 H UNLV 76 81 0110		249 A Denver 61 59 1202	
			160 A New Mexico 58 87 1227		297 H Ark.-Pine Bluff 57 47 1120	
			161 A Indiana St. 64 74 1129		301 A San Jose St. 78 71 0113	
			192 A Colorado St. 76 71 0117		321 A UC Riverside 48 67 1208	

Non-Div I Games: Johnson & Wales (111 68 Western St 79 67

DIV. I ONLY		7- 11	243	247	272	248
DIV. I NON-CONF.		5- 7	214	169	293	189
Quadrant 1		Quadrant 2		Quadrant 3		Quadrant 4
OVERALL	0-2	1-1		1-3		5-5
HOME	0-0	1-0		0-0		4-2
AWAY	0-2	0-1		1-3		1-3
NEUTRAL	0-0	0-0		0-0		0-0
NON-CONFERENCE	0-2	1-1		1-1		3-3
Q1: (H:1-30)(N:1-50)(A:1-75) 0-2 overall, 0-2 non_conference		Q2: (H:31-75)(N:51-100)(A:76-135) 1-1 overall, 1-1 non_conference		Q3: (H:76-160)(N:101-200)(A:136-240) 1-3 overall, 1-1 non_conference		Q4: (H:161+)(N:201+)(A:241+) 5-5 overall, 3-3 non_conference
RPI S Opponent Score	RPI S Opponent Score		RPI S Opponent Score		RPI S Opponent Score	
5 A Auburn 77 98 1230	72 H Toledo 80 77 1124		156 A Penn 61 69 0112		170 H Niagara 86 89 1223	
47 A Syracuse 45 77 1110	85 A Northeastern 66 84 1202		171 A Princeton 54 91 0113		176 H Harvard 73 76 0203	
			204 A Colgate 61 72 1116		242 A Delaware 96 97 1228	
			217 A Duquesne 78 71 1127		293 A Columbia 62 88 0120	
					293 H Columbia 82 81 0127	
					299 A UMass Lowell 78 98 1119	
					314 H Lafayette 80 71 1220	
					322 H Binghamton 94 84 1113	
					338 A Longwood 69 62 1216	
					342 H Dartmouth 86 85 0202	

Non-Div I Games: Central Penn 93 69

DIV. I ONLY	8- 13	245	248	188	249
DIV. I NON-CONF.	4- 8	241	310	150	300

Quadrant 1		Quadrant 2		Quadrant 3	Quadrant 4
OVERALL	0-2	1-4	3-3	4-4	8- 13
HOME	0-0	1-0	1-1	3-2	5- 3
AWAY	0-2	0-4	2-2	0-1	2- 9
NEUTRAL	0-0	0-0	0-0	1-1	1- 1
NON-CONFERENCE	0-1	1-3	0-1	3-3	4- 8
Q1: (H:1-30)(N:1-50)(A:1-75) 0-2 overall, 0-1 non_conference		Q2: (H:31-75)(N:51-100)(A:76-135) 1-4 overall, 1-3 non_conference		Q3: (H:76-160)(N:101-200)(A:136-240) 3-3 overall, 0-1 non_conference	
RPI S Opponent Score		RPI S Opponent Score		RPI S Opponent Score	
64 A Colorado 62 89 1114		66 H Wyoming 88 78 1129		101 H South Dakota 84 68 0127	
65 A South Dakota St. 72 94 0113		80 A Stanford 62 75 1215		139 H UC Irvine 69 83 1112	
		101 A South Dakota 71 82 1230		186 A Fort Wayne 63 91 0203	
		127 A Northern Colo. 63 83 1213		193 A North Dakota St. 67 61 0111	
		135 A FGCU 71 79 1124		235 A Oral Roberts 73 64 0120	
				240 A Omaha 80 86 0118	
				186 H Fort Wayne 63 82 0106	
				223 N Navy 71 79 1126	
				246 A Montana St. 65 79 1218	
				247 H Air Force 59 61 1202	
				270 N St. Francis Brooklyn 60 50 1125	
				290 H Western Ill. 70 58 0125	
				301 H San Jose St. 58 56 1205	
				344 H USC Upstate 84 69 1209	

Non-Div I Games: Colorado Mesa 106 60 Johnson & Wales / 91 59

Central Conn. St

■ Loss, ■ Non-Conf, S Site, H Home, A Away, N Neutral

S
U
E

■ Loss, ■ Non-Conf, S Site, H Home, A Away, N Neutral

DIV. I ONLY		12- 10	148	314	324	252
DIV. I NON-CONF.		6- 4	126	274	327	224
Quadrant 1		Quadrant 2		Quadrant 3		Quadrant 4
OVERALL	0-0	2-1		1-5		9-4
HOME	0-0	0-1		0-2		6-3
AWAY	0-0	2-0		1-2		2-1
NEUTRAL	0-0	0-0		0-1		1-0
NON-CONFERENCE	0-0	2-1		0-2		4-1
Q1: (H:1-30)(N:1-50)(A:1-75)		Q2: (H:31-75)(N:51-100)(A:76-135)		Q3: (H:76-160)(N:101-200)(A:136-240)		Q4: (H:161+)(N:201+)(A:241+)
0-0 overall, 0-0 non_conference		2-1 overall, 2-1 non_conference		1-5 overall, 0-2 non_conference		9-4 overall, 4-1 non_conference
RPI	S	Opponent	Score	RPI	S	Opponent
42	H	Houston	66 68 1118	106	H	UNCG
116	A	Wake Forest	79 66 1114	119	H	UNC Asheville
134	A	Georgia St.	77 74 1204	138	A	Radford
				164	A	Winthrop
				186	N	Fort Wayne
				230	A	Gardner-Webb

Non-Div I Games:	Kv Christian	96 40	Toccoa Falls	96 50	Clarks Summit	87 42
------------------	--------------	-------	--------------	-------	---------------	-------

DIV. I ONLY		9- 12	217	215	146	253
DIV. I NON-CONF.		6- 5	151	325	214	264
Quadrant 1		Quadrant 2		Quadrant 3		Quadrant 4
OVERALL	0-2	0-6		0-4		9-0
HOME	0-0	0-2		0-0		9-0
AWAY	0-1	0-4		0-2		0-0
NEUTRAL	0-1	0-0		0-2		0-0
NON-CONFERENCE	0-1	0-2		0-2		6-0
Q1: (H:1-30)(N:1-50)(A:1-75)		Q2: (H:31-75)(N:51-100)(A:76-135)		Q3: (H:76-160)(N:101-200)(A:136-240)		Q4: (H:161+)(N:201+)(A:241+)
0-2 overall, 0-1 non_conference		0-6 overall, 0-2 non_conference		0-4 overall, 0-2 non_conference		9-0 overall, 6-0 non_conference
RPI S Opponent Score	RPI S Opponent Score		RPI S Opponent Score		RPI S Opponent Score	
44 N Southern California 53 84 1222	32 H Buffalo 65 87 0109		131 N Davidson 78 91 1225		177 H Bowling Green 80 78 0113	
72 A Toledo 65 67 0105	72 H Toledo 56 77 0203		159 A Western Mich. 75 87 0102		186 H Fort Wayne 83 79 1206	
	111 A Dayton 60 73 1125		171 N Princeton 62 64 1223		229 H Ohio 71 68 0123	
	112 A Miami (OH) 64 79 0130		191 A Eastern Mich. 49 63 0116		244 H Northern Ill. 82 67 0120	
	114 A Marshall 64 86 1202				262 H Appalachian St. 94 89 1209	
	125 A Ball St. 106 111 0127				296 H UT Martin 76 59 1118	
					304 H Chattanooga 75 70 1128	
					326 H Cleveland St. 67 57 1111	
					350 H Mississippi Val. 81 63 1216	

Non-Div I Games: Concord 86 49

A
k
r
o
n

A
k
r
o
n

DIV. I ONLY		12- 12	175	307	285	254
DIV. I NON-CONF.		6- 5	151	176	258	149
Quadrant 1		Quadrant 2		Quadrant 3		Quadrant 4
OVERALL	0-0	2-1		2-5		8-6
HOME	0-0	1-0		2-3		5-2
AWAY	0-0	1-1		0-2		3-4
NEUTRAL	0-0	0-0		0-0		0-0
NON-CONFERENCE	0-0	2-1		1-2		3-2
Q1: (H:1-30)(N:1-50)(A:1-75) 0-0 overall, 0-0 non_conference		Q2: (H:31-75)(N:51-100)(A:76-135) 2-1 overall, 2-1 non_conference		Q3: (H:76-160)(N:101-200)(A:136-240) 2-5 overall, 1-2 non_conference		Q4: (H:161+)(N:201+)(A:241+) 8-6 overall, 3-2 non_conference
RPI S Opponent Score	RPI S Opponent Score		RPI S Opponent Score		RPI S Opponent Score	
	52 H Loyola Chicago 73 56 1216		93 H Wright St. 66 61 0120		221 H Ill.-Chicago 56 74 0129	
	77 A Belmont 63 82 1213		124 H Northern Ky. 64 91 0118		244 A Northern Ill. 75 62 1129	
	105 A Iowa St. 74 56 1113		129 H Elon 72 71 1119		246 H Montana St. 64 68 1202	
			142 H Oakland 68 76 1228		271 A Jacksonville 62 52 1205	
			159 H Western Mich. 63 66 1222		288 H Detroit Mercy 87 79 1230	
			163 A Wisconsin 49 71 1124		290 A Western Ill. 69 90 1209	
			221 A Ill.-Chicago 73 88 0112		294 H FIU 66 51 1118	
					316 A IUPUI 71 72 0110	
					319 A Youngstown St. 63 72 0104	
					319 H Youngstown St. 66 55 0125	
					326 A Cleveland St. 67 63 0106	
					326 H Cleveland St. 70 47 0127	
					337 A Green Bay 92 99 0115	
					337 H Green Bay 76 58 0202	

Non-Div I Games: Concordia-St Paul 55 69 Wis -La Crosse 83 73

DIV. I ONLY		9- 14	238	258	222	256
DIV. I NON-CONF.		6- 5	151	334	243	210
<hr/>						
Quadrant 1		Quadrant 2		Quadrant 3		Quadrant 4
OVERALL	0-2	0-5		0-4		9-3
HOME	0-0	0-1		0-1		6- 3
AWAY	0-2	0-4		0-3		2- 10
NEUTRAL	0-0	0-0		0-0		1- 1
NON-CONFERENCE	0-1	0-2		0-1		6- 5
Q1: (H:1-30)(N:1-50)(A:1-75) 0-2 overall, 0-1 non_conference		Q2: (H:31-75)(N:51-100)(A:76-135) 0-5 overall, 0-2 non_conference		Q3: (H:76-160)(N:101-200)(A:136-240) 0-4 overall, 0-1 non_conference		Q4: (H:161+)(N:201+)(A:241+) 9-3 overall, 6-1 non_conference
RPI S Opponent Score	RPI S Opponent Score	RPI S Opponent Score	RPI S Opponent Score	RPI S Opponent Score	RPI S Opponent Score	RPI S Opponent Score
17 A Seton Hall 61 84 1212	68 H Rider 84 88 0118	128 H Canisius 58 73 0204	170 H Niagara 58 52 0202			
68 A Rider 60 63 0126	99 A Northwestern 66 75 1113	167 A La Salle 40 61 1111	215 H Monmouth 77 64 1231			
	110 A Iona 69 73 0105	170 A Niagara 70 73 0114	236 H Manhattan 57 68 0121			
	128 A Canisius 58 70 0112	199 A Fairfield 61 70 1228	261 N South Ala. 49 54 1119			
	129 A Elon 65 71 1202		265 A LIU Brooklyn 71 56 1217			
			269 H Fairleigh Dickinson 77 53 1129			
			270 H St. Francis Brooklyn 71 68 1223			
			284 H Quinnipiac 84 58 0107			
			287 A Siena 57 59 0129			
			314 A Lafayette 86 82 1126			
			328 N Sacred Heart 70 61 1118			
			336 H Houston Baptist 76 74 1206			

Non-Div I Games:

DIV. I ONLY

DIV. I NON-CONF.

11- 12

5- 7

188

214

342

347

245

77

257

270

Quadrant 1

OVERALL0-1

HOME0-0

AWAY0-1

NEUTRAL0-0

NON-CONFERENCE0-1

Quadrant 2

0-3

0-0

0-3

0-0

0-3

Quadrant 3

4-4

1-0

3-4

0-0

1-1

Quadrant 4

7-4

5-2

2-2

0-0

4-2

TOTALS

11- 12

6- 2

5- 10

0- 0

5- 7

Q1: (H:1-30)(N:1-50)(A:1-75)

0-1 overall, 0-1 non_conference

Q2: (H:31-75)(N:51-100)(A:76-135)

0-3 overall, 0-3 non_conference

Q3: (H:76-160)(N:101-200)(A:136-240)

4-4 overall, 1-1 non_conference

Q4: (H:161+)(N:201+)(A:241+)

7-4 overall, 4-2 non_conference

RPI

S

Opponent

Score

54

A

UCLA

1011061115

RPI

S

Opponent

Score

92

A

Baylor

661071110

95

A

Oregon

82961220

100

A

Tulsa

72921125

RPI

S

Opponent

Score

141

H

SFA

100920124

165

A

San Francisco

76781204

181

A

Nicholls St.

79860113

183

A

California

96691206

211

A

Southeastern La.

84890203

219

A

Sam Houston St.

76820103

234

A

Lamar University

100910106

237

A

New Orleans

81570117

RPI

S

Opponent

Score

211

H

Southeastern La.

69731231

233

H

Abilene Christian

63800120

272

H

Morehead St.

82781127

272

A

Morehead St.

94981217

311

A

Little Rock

65711129

311

H

Little Rock

69541209

317

H

A&M-Corpus Christi

81691228

327

A

South Carolina St.

73641121

346

A

Northwestern St.

95780127

347

H

Alcorn

102761119

349

H

Incarnate Word

92760110

Non-Div I Games: Ozarks (AR) 99 51

Texas Southern University

■ Loss, ■ Non-Conf, S Site, H Home, A Away, N Neutral

The Citadel

■ Loss, ■ Non-Conf, S Site, H Home, A Away, N Neutral

South AlaNo

DIV. I ONLY		8- 15	263	206	244	262
DIV. I NON-CONF.		3- 8	269	277	164	293
Quadrant 1		Quadrant 2		Quadrant 3		Quadrant 4
OVERALL	0-2	0-1		3-7		5-5
HOME	0-0	0-0		2-2		3-1
AWAY	0-2	0-1		1-3		1-4
NEUTRAL	0-0	0-0		0-2		1-0
NON-CONFERENCE	0-1	0-1		1-3		2-3
Q1: (H:1-30)(N:1-50)(A:1-75)		Q2: (H:31-75)(N:51-100)(A:76-135)		Q3: (H:76-160)(N:101-200)(A:136-240)		Q4: (H:161+)(N:201+)(A:241+)
0-2 overall, 0-1 non_conference		0-1 overall, 0-1 non_conference		3-7 overall, 1-3 non_conference		5-5 overall, 2-3 non_conference
RPI S Opponent Score	RPI S Opponent Score		RPI S Opponent Score		RPI S Opponent Score	
20 A Ohio St. 67 80 1216	107 A VCU 72 85 1128		105 N Iowa St. 98 *** 1116		239 H Texas St. 66 62 1229	
53 A Louisiana 45 78 0104			131 H Davidson 78 62 1125		253 A Akron 89 94 1209	
			134 H Georgia St. 58 71 0111		261 A South Ala. 77 83 0120	
			144 H Ga. Southern 59 60 0113		275 H Arkansas St. 88 93 0127	
			153 H UT Arlington 80 76 1231		281 A La.-Monroe 79 73 0106	
			153 A UT Arlington 77 89 0201		286 H South Fla. 84 61 1202	
			159 N Western Mich. 67 86 1117		292 A James Madison 99 105 1122	
			195 A Western Caro. 71 72 1204		307 N UTEP 76 72 1119	
			222 A Troy 79 81 0122		311 H Little Rock 72 67 0125	
			239 A Texas St. 59 56 0203		313 A Hampton 53 86 1220	

Non-Div I Games: Toccoa Falls 135 34 Bridgewater (VA) 95 57

DIV. I ONLY		8- 12	235	270	252	263
DIV. I NON-CONF.		2- 6	278	211	82	263
Quadrant 1		Quadrant 2		Quadrant 3		Quadrant 4
OVERALL	0-2	0-1		3-5		5-4
HOME	0-0	0-0		2-1		4-1
AWAY	0-2	0-1		1-3		1-3
NEUTRAL	0-0	0-0		0-1		0-0
NON-CONFERENCE	0-2	0-0		2-2		0-2
Q1: (H:1-30)(N:1-50)(A:1-75)		Q2: (H:31-75)(N:51-100)(A:76-135)		Q3: (H:76-160)(N:101-200)(A:136-240)		Q4: (H:161+)(N:201+)(A:241+)
0-2 overall, 0-2 non_conference		0-1 overall, 0-0 non_conference		3-5 overall, 2-2 non_conference		5-4 overall, 0-2 non_conference
RPI	S	Opponent	Score	RPI	S	Opponent
13	A	Tennessee	53 84 1114	119	A	UNC Asheville
74	A	Col. of Charleston	58 70 1204			

Non-Div I Games: Johnson & Wales (90 54) Topcon Falls 110 39 Methodist 99 63

DIV. I ONLY				11- 13				199				315				336				265											
DIV. I NON-CONF.				4- 8				241				290				312				287											
Quadrant 1				Quadrant 2				Quadrant 3				Quadrant 4				TOTALS															
OVERALL				0-0				0-1				1-5				10-7				11- 13											
HOME				0-0				0-0				1-0				5-3				6- 3											
AWAY				0-0				0-1				0-4				4-4				4- 9											
NEUTRAL				0-0				0-0				0-1				1-0				1- 1											
NON-CONFERENCE				0-0				0-1				0-2				4-5				4- 8											
Q1: (H:1-30)(N:1-50)(A:1-75) 0-0 overall, 0-0 non_conference								Q2: (H:31-75)(N:51-100)(A:(76-135) 0-1 overall, 0-1 non_conference								Q3: (H:76-160)(N:101-200)(A:136-240) 1-5 overall, 0-2 non_conference								Q4: (H:161+)(N:201+)(A:241+) 10-7 overall, 4-5 non_conference							
RPI	S	Opponent	Score	RPI	S	Opponent	Score	RPI	S	Opponent	Score	RPI	S	Opponent	Score	RPI	S	Opponent	Score	RPI	S	Opponent	Score								
				130	A	Tulane	96 102 1110					91	H	Wagner	69 67 0113	199	H	Fairfield	72 76 1210												
												112	N	Miami (OH)	74 78 1117	210	N	Hartford	86 84 1118												
												180	A	Saint Francis (PA)	68 85 0104	210	H	Hartford	79 78 1130												
												189	A	Robert Morris	79 88 0106	227	H	Mt. St. Mary's	71 57 1231												
												226	A	Brown	86 94 1125	238	H	Stony Brook	75 71 1204												
												227	A	Mt. St. Mary's	80 86 0125	243	A	NJIT	69 73 1128												
																250	A	Central Conn. St.	63 72 0120												
																250	H	Central Conn. St.	94 89 0127												
																256	H	Saint Peter's	56 71 1217												
																267	A	Fordham	68 81 1113												
																269	H	Fairleigh Dickinson	71 82 1229												
																269	A	Fairleigh Dickinson	90 85 0111												
																299	A	UMass Lowell	66 74 1122												
																322	A	Binghamton	74 66 1222												
																328	A	Sacred Heart	69 60 0201												
																340	H	Bryant	83 79 0118												
																340	A	Bryant	84 71 0203												

Non-Div I Games: New Rochelle 104 68

LI
U
B
r
o
o
k
l
y
n

LI
U
B
r
o
o
k
l
y
n

DIV. I ONLY		8- 15	263	275	301	266									
DIV. I NON-CONF.		2- 11	314	23	142	200									
Quadrant 1		Quadrant 2		Quadrant 3		Quadrant 4									
OVERALL	0-4	0-3		1-4		7-4									
HOME	0-0	0-0		0-0		4- 1									
AWAY	0-4	0-3		0-4		2- 3									
NEUTRAL	0-0	0-0		1-0		1-0									
NON-CONFERENCE	0-4	0-3		1-4		1-0									
Q1: (H:1-30)(N:1-50)(A:1-75)		Q2: (H:31-75)(N:51-100)(A:76-135)		Q3: (H:76-160)(N:101-200)(A:136-240)		Q4: (H:161+)(N:201+)(A:241+)									
0-4 overall, 0-4 non_conference		0-3 overall, 0-3 non_conference		1-4 overall, 1-4 non_conference		7-4 overall, 1-0 non_conference									
RPI	S	Opponent	Score	RPI	S	Opponent	Score	RPI	S	Opponent	Score				
30	A	Texas A&M	53 73 1209	87	A	UC Santa Barbara	66 69 1124	134	N	Georgia St.	71 56 1122	258	A	Texas Southern	94 100 0106
42	A	Houston	72 92 1217	95	A	Oregon	67 100 1113	150	A	UNLV	63 98 1115	258	H	Texas Southern	96 82 0203
45	A	New Mexico St.	57 69 1203	100	A	Tulsa	73 77 1214	160	A	New Mexico	78 87 1222	259	A	Grambling	71 80 0113
56	A	Utah	62 83 1110					190	A	Hawaii	60 72 1206	282	N	Eastern Ky.	80 70 1120
								229	A	Ohio	65 84 1220	297	H	Ark.-Pine Bluff	66 72 0120
												315	A	Jackson St.	71 79 0115
												324	H	Southern U.	78 74 0103
												341	A	Alabama St.	86 80 0127
												347	H	Alcorn	76 64 0101
												348	A	Alabama A&M	88 67 0129
												350	H	Mississippi Val.	93 77 0122

Non-Div I Games: Jarvis Christian 110 80

RPI	S	Opponent	Score	RPI	S	Opponent	Score	RPI	S	Opponent	Score	RPI	S	Opponent	Score
28	A	Wichita St.	57 109 1110	45	H	New Mexico St.	48 73 0127	101	H	South Dakota	63 82 1130	166	H	Central Mich.	86 92 1219
62	A	NC State	69 88 1209	52	H	Loyola Chicago	56 66 1116	144	N	Ga. Southern	75 78 1121	208	H	Grand Canyon	69 86 0120
70	A	Kansas St.	51 72 1114	65	H	South Dakota St.	60 85 1222	156	N	Penn	65 68 1122	214	H	UTRGV	61 73 0106
				78	A	Utah Valley	59 95 0111	168	A	Seattle U	75 77 0113	231	H	CSU Bakersfield	62 59 0118
								208	A	Grand Canyon	62 79 0201	236	N	Manhattan	74 63 1120
								231	A	CSU Bakersfield	58 81 0203	241	A	Southeast Mo. St.	87 91 1206
												296	A	UT Martin	65 55 1126
												344	A	USC Upstate	79 77 0102
												349	A	Incarinate Word	73 77 1216

Non-Div I Games: William Jewell	74	86	Haskell	110	59	Avila	89	58
---------------------------------	----	----	---------	-----	----	-------	----	----

St. Francis Brooklyn (RPI: 270 KPI: 295, SOR: 284, AVG: 283) (BPI: 296, POM: 294, SAG: 317, AVG: 302.33) (AV

Average RPI Win: 259

WON-LOST

WINNING PCT. RANK

STRENGTH OF SCHEDULE

OPP. STRENGTH OF SCHEDULE

TEAM RPI

Through Games Of February 4, 2018

SOS w/in Conf .42005 (7)

DIV. I ONLY	8- 14	256	274	349	270
DIV. I NON-CONF.	1- 9	322	218	345	339

Quadrant 1

Quadrant 2

Quadrant 3

Quadrant 4

TOTALS

OVERALL

HOME

AWAY

NEUTRAL

NON-CONFERENCE

0-0

0-0

0-0

0-0

0-0

0-3

0-0

0-3

0-0

0-2

1-5

1-0

0-5

0-0

0-2

7-6

4-2

3-2

0-2

1-5

8- 14

5- 2

3- 10

0- 2

1- 9

Q1: (H:1-30)(N:1-50)(A:1-75)

0-0 overall, 0-0 non_conference

Q2: (H:31-75)(N:51-100)(A:76-135)

0-3 overall, 0-2 non_conference

Q3: (H:76-160)(N:101-200)(A:136-240)

1-5 overall, 0-2 non_conference

Q4: (H:161+)(N:201+)(A:241+)

7-6 overall, 1-5 non_conference

RPI	S	Opponent	Score	RPI	S	Opponent	Score	RPI	S	Opponent	Score	RPI	S	Opponent	Score
81	A	Notre Dame	53 71 1203	91	H	Wagner	82 75 1231	223	N	Navy	76 85 1124				
91	A	Wagner	61 79 0203	180	A	Saint Francis (PA)	87 91 0106	224	H	Army West Point	64 76 1212				
135	A	FGCU	51 75 1126	189	A	Robert Morris	79 80 0104	226	H	Brown	77 74 1119				
				217	A	Duquesne	70 80 1111	227	H	Mt. St. Mary's	81 73 0118				
				227	A	Mt. St. Mary's	72 86 0127	249	N	Denver	50 60 1125				
				236	A	Manhattan	79 80 1115	250	H	Central Conn. St.	77 60 0111				
								256	A	Saint Peter's	68 71 1223				
								267	A	Fordham	68 76 1209				
								269	A	Fairleigh Dickinson	76 70 0125				
								328	A	Sacred Heart	73 68 1229				
								328	H	Sacred Heart	52 92 0113				
								340	H	Bryant	85 80 0120				
								340	A	Bryant	73 69 0201				

St . F r a n c i s B r o o k l y n

Non-Div I Games:	SUNY Maritime	88 67	New Rochelle	104 79
------------------	---------------	-------	--------------	--------

RPI	S	Opponent	Score	RPI	S	Opponent	Score	RPI	S	Opponent	Score	RPI	S	Opponent	Score
31	A	Michigan	51 76 1230	93	A	Wright St.	44 68 1125	115	H	Lipscomb	87 69 0113	200	H	N.C. A&T	82 90 1118
62	A	NC State	64 116 1222	135	A	FGCU	62 68 0127	135	H	FGCU	55 80 0203	230	N	Gardner-Webb	106 99 1126
								152	A	Georgetown	57 73 1112	243	A	NJIT	63 61 0120
								172	A	UAB	67 96 1110	254	H	Milwaukee	52 62 1205
								199	N	Fairfield	92 84 1124	282	A	Eastern Ky.	65 70 1202
								212	A	North Florida	90 86 0106	298	H	Bethune-Cookman	66 77 1130
												303	H	Northern Ariz.	72 83 1220
												312	H	Kennesaw St.	65 58 0111
												325	H	Stetson	76 69 0124
												325	A	Stetson	68 67 0129
												327	A	South Carolina St.	74 83 1216
												344	A	USC Upstate	85 91 0118

Non-Div I Games: Middle Ga St	81	60	Wabher Int'l	88	70	Fla National	89	51	Trinity Baptist	105	48
-------------------------------	----	----	--------------	----	----	--------------	----	----	-----------------	-----	----

DIV. I ONLY		4- 17	324	90	299	272									
DIV. I NON-CONF.		2- 7	287	34	247	225									
Quadrant 1		Quadrant 2		Quadrant 3		Quadrant 4									
OVERALL	0-3	0-3		1-4		3-7									
HOME	0-0	0-0		1-1		2-4									
AWAY	0-3	0-3		0-3		1-3									
NEUTRAL	0-0	0-0		0-0		0-0									
NON-CONFERENCE	0-3	0-2		1-0		1-2									
Q1: (H:1-30)(N:1-50)(A:1-75)		Q2: (H:31-75)(N:51-100)(A:76-135)		Q3: (H:76-160)(N:101-200)(A:136-240)		Q4: (H:161+)(N:201+)(A:241+)									
0-3 overall, 0-3 non_conference		0-3 overall, 0-2 non_conference		1-4 overall, 1-0 non_conference		3-7 overall, 1-2 non_conference									
RPI	S	Opponent	Score	RPI	S	Opponent	Score	RPI	S	Opponent	Score				
3	A	Xavier	49 101 1110	96	A	Murray St.	81 87 0125	77	H	Belmont	73 83 0203	174	H	Tennessee Tech	74 55 0120
25	A	Butler	69 85 1219	115	A	Lipscomb	70 77 1112	114	H	Marshall	86 83 1116	188	H	Tennessee St.	58 61 0201
67	A	Virginia Tech	63 96 1125	124	A	Northern Ky.	49 86 1202	174	A	Tennessee Tech	67 69 1228	206	H	Jacksonville St.	57 58 0118
								178	A	Austin Peay	76 92 0127	241	A	Southeast Mo. St.	75 78 0111
								206	A	Jacksonville St.	69 76 1230	250	H	SIUE	65 70 0106
												257	A	Central Ark.	78 82 1127
												257	H	Central Ark.	98 94 1217
												276	H	Eastern Ill.	52 61 0104
												296	A	UT Martin	71 67 0113
												316	A	IUPUI	61 67 1121

Non-Div I Games: Kv Christian 85 57 Alice I lovrd 103 56

Morehead St.

Morehead St.

East Carolina

■ Loss, ■ Non-Conf, S Site, H Home, A Away, N Neutral

DIV. I ONLY		7- 15	276	195	152	274									
DIV. I NON-CONF.		2- 8	296	286	242	343									
Quadrant 1		Quadrant 2		Quadrant 3		Quadrant 4									
OVERALL	0-4	0-3		1-3		6-5									
HOME	0-2	0-2		0-2		4-4									
AWAY	0-2	0-1		1-0		2-0									
NEUTRAL	0-0	0-0		0-1		0-1									
NON-CONFERENCE	0-2	0-0		0-2		2-4									
Q1: (H:1-30)(N:1-50)(A:1-75) 0-4 overall, 0-2 non_conference		Q2: (H:31-75)(N:51-100)(A:(76-135) 0-3 overall, 0-0 non_conference		Q3: (H:76-160)(N:101-200)(A:136-240) 1-3 overall, 0-2 non_conference		Q4: (H:161+)(N:201+)(A:241+) 6-5 overall, 2-4 non_conference									
RPI	S	Opponent	Score	RPI	S	Opponent	Score	RPI	S	Opponent	Score				
12	H	Nevada	63 93 1115	46	H	Gonzaga	60 75 0120	143	H	Pacific	45 63 0201	165	H	San Francisco	59 70 0203
24	H	Saint Mary's (CA)	57 81 0111	71	H	BYU	50 84 0113	149	N	Idaho	59 69 1122	187	H	Valparaiso	68 76 1218
44	A	Southern California	59 82 1214	132	A	San Diego	58 66 0125	151	H	Portland St.	84 87 1209	219	N	Sam Houston St.	59 73 1125
46	A	Gonzaga	52 101 1230					165	A	San Francisco	65 62 0118	228	H	Portland	70 68 0106
												277	H	Cal Poly	59 63 1118
												283	A	Loyola Marymount	65 49 0104
												297	H	Ark.-Pine Bluff	72 57 1202
												301	H	San Jose St.	63 75 1221
												303	H	Northern Ariz.	89 57 1130
												329	H	Pepperdine	72 65 1228
												329	A	Pepperdine	73 59 0127

Non-Div I Games: Alas Anchorage 73 78 La Verne 120 70

Santa Clara

Santa Clara

DIV. I ONLY	7- 15	276	256	253	275
DIV. I NON-CONF.	3- 8	269	338	199	321
Quadrant 1		Quadrant 2	Quadrant 3	Quadrant 4	TOTALS
OVERALL	0-1	0-4	1-6	6-4	7- 15
HOME	0-0	0-1	1-2	3-2	4- 5
AWAY	0-1	0-3	0-4	3-2	3- 10
NEUTRAL	0-0	0-0	0-0	0-0	0- 0
NON-CONFERENCE	0-1	0-2	0-2	3-3	3- 8
Q1: (H:1-30)(N:1-50)(A:1-75) 0-1 overall, 0-1 non_conference		Q2: (H:31-75)(N:51-100)(A:76-135) 0-4 overall, 0-2 non_conference	Q3: (H:76-160)(N:101-200)(A:136-240) 1-6 overall, 0-2 non_conference	Q4: (H:161+)(N:201+)(A:241+) 6-4 overall, 3-3 non_conference	
RPI S Opponent Score	RPI S Opponent Score	RPI S Opponent Score	RPI S Opponent Score	RPI S Opponent Score	
28 A Wichita St. 80 89 1219	53 H Louisiana 78 88 1231	134 H Georgia St. 66 77 0201	233 H Abilene Christian 83 69 1113		
	113 A Evansville 63 77 1110	144 A Ga. Southern 49 80 0104	239 H Texas St. 67 73 0111		
	121 A Indiana 70 87 1122	144 H Ga. Southern 91 89 0203	245 A Fla. Atlantic 64 63 1216		
	134 A Georgia St. 75 79 0106	153 H UT Arlington 71 97 0113	262 A Appalachian St. 93 88 0127		
		191 A Eastern Mich. 59 76 1116	281 H La.-Monroe 75 64 1229		
		225 A Coastal Caro. 47 62 0125	286 A South Fla. 61 72 1124		
		240 A Omaha 74 77 1213	296 H UT Martin 78 92 1205		
			311 A Little Rock 70 62 0120		
			326 A Cleveland St. 72 75 1129		
			334 H Howard 92 78 1120		

Non-Div I Games: Henderson St 90 76 Culver-Stockton 99 68

DIV. I ONLY				6- 15	295	201	273	276			
DIV. I NON-CONF.				2- 7	287	259	300	312			
-----				-----							
Quadrant 1		Quadrant 2		Quadrant 3		Quadrant 4		TOTALS			
OVERALL	0-2		0-4		0-3		6-6	6- 15			
HOME	0-0		0-0		0-1		4-3	4- 4			
AWAY	0-2		0-4		0-2		2-3	2- 11			
NEUTRAL	0-0		0-0		0-0		0-0	0- 0			
NON-CONFERENCE	0-2		0-2		0-0		2-3	2- 7			
Q1: (H:1-30)(N:1-50)(A:1-75)				Q2: (H:31-75)(N:51-100)(A:76-135)		Q3: (H:76-160)(N:101-200)(A:136-240)		Q4: (H:161+)(N:201+)(A:241+)			
0-2 overall, 0-2 non_conference				0-4 overall, 0-2 non_conference		0-3 overall, 0-0 non_conference		6-6 overall, 2-3 non_conference			
RPI	S	Opponent	Score	RPI	S	Opponent	Score	RPI	S	Opponent	Score
58	A	Nebraska	68 72 1111	77	A	Belmont	59 81 0125	77	H	Belmont	66 75 0113
60	A	Marquette	83 86 1127	96	A	Murray St.	52 80 1228	178	A	Austin Peay	54 70 1230
				97	A	Bradley	56 67 1201	188	A	Tennessee St.	47 50 0127
				126	A	San Diego St.	63 94 1120				
								174	H	Tennessee Tech	79 71 0203
								188	H	Tennessee St.	65 69 0111
								206	H	Jacksonville St.	56 75 0201
								241	H	Southeast Mo. St.	74 86 0120
								261	A	South Ala.	52 63 1216
								272	A	Morehead St.	61 52 0104
								282	A	Eastern Ky.	54 53 0106
								290	A	Western Ill.	54 56 1115
								290	H	Western Ill.	78 77 1219
								296	H	UT Martin	80 60 0118
								316	H	IUPUI	80 79 1117
								337	A	Green Bay	57 59 1206

Non-Div I Games: Fonthonne

96 44

St Francis (Ill)

74 38

DIV. I ONLY		6- 15	295	186	220	277									
DIV. I NON-CONF.		3- 9	278	168	244	265									
Quadrant 1		Quadrant 2		Quadrant 3		Quadrant 4									
OVERALL	0-1	1-2		1-8		4-4									
HOME	0-0	0-0		1-2		3-2									
AWAY	0-1	0-2		0-4		1-2									
NEUTRAL	0-0	1-0		0-2		0-0									
NON-CONFERENCE	0-1	1-1		0-5		2-2									
Q1: (H:1-30)(N:1-50)(A:1-75)		Q2: (H:31-75)(N:51-100)(A:76-135)		Q3: (H:76-160)(N:101-200)(A:136-240)		Q4: (H:161+)(N:201+)(A:241+)									
0-1 overall, 0-1 non_conference		1-2 overall, 1-1 non_conference		1-8 overall, 0-5 non_conference		4-4 overall, 2-2 non_conference									
RPI	S	Opponent	Score	RPI	S	Opponent	Score	RPI	S	Opponent	Score				
69	A	SMU	64 84 1219	74	N	Col. of Charleston	73 68 1122	87	H	UC Santa Barbara	80 79 0104	171	H	Princeton	60 80 1216
				80	A	Stanford	62 78 1110	102	H	Fresno St.	63 83 1209	190	H	Hawaii	78 64 0203
				84	A	UC Davis	56 80 0127	136	H	Cal St. Fullerton	97 *** 0106	201	H	Long Beach St.	71 87 0125
								139	A	UC Irvine	73 80 0118	274	A	Santa Clara	63 59 1118
								149	N	Idaho	66 75 1125	298	A	Bethune-Cookman	53 67 1212
								153	A	UT Arlington	56 77 1221	321	H	UC Riverside	71 68 0131
								166	N	Central Mich.	53 56 1124	329	H	Pepperdine	91 81 1202
								183	A	California	82 85 1112	345	A	CSUN	54 72 0120
								190	A	Hawaii	45 57 0110				

Non-Div I Games: Notre Dame de Na 73 40

Holv Names 76 47

DIV. I ONLY		4- 17	324	94	287	278					
DIV. I NON-CONF.		1- 10	327	103	196	307					
Quadrant 1		Quadrant 2		Quadrant 3		Quadrant 4					
OVERALL	0-2	0-1		2-11		2-3					
HOME	0-0	0-0		1-3		2-1					
AWAY	0-2	0-0		1-6		0-1					
NEUTRAL	0-0	0-1		0-2		0-1					
NON-CONFERENCE	0-2	0-1		0-6		1-1					
Q1: (H:1-30)(N:1-50)(A:1-75)		Q2: (H:31-75)(N:51-100)(A:76-135)		Q3: (H:76-160)(N:101-200)(A:136-240)		Q4: (H:161+)(N:201+)(A:241+)					
0-2 overall, 0-2 non_conference		0-1 overall, 0-1 non_conference		2-11 overall, 0-6 non_conference		2-3 overall, 1-1 non_conference					
RPI	S	Opponent	Score	RPI	S	Opponent	Score				
24	A	Saint Mary's (CA)	54 70 1204	84	N	UC Davis	47 64 1121	RPI	S	Opponent	Score
37	A	Boise St.	54 77 1209					173	H	Eastern Wash.	54 74 0201
								228	N	Portland	75 80 1221
								246	H	Montana St.	87 68 0113
								280	A	Idaho St.	65 71 0120
								345	H	CSUN	66 61 1219
</											

Non-Div I Games: Antelope Valley 97 74 Notre Dame de Na 74 53

S
a
c
r
a
m
e
n
t
o
S
t
.

S
a
c
r
a
m
e
n
t
o
S
t
.

DIV. I ONLY				6- 12	272	175	317	281			
DIV. I NON-CONF.				3- 5	232	143	350	259			

Quadrant 1		Quadrant 2		Quadrant 3		Quadrant 4		TOTALS			
OVERALL	0-3		0-1		0-4		6-4	6- 12			
HOME	0-0		0-1		0-0		6-2	6- 3			
AWAY	0-3		0-0		0-4		0-2	0- 9			
NEUTRAL	0-0		0-0		0-0		0-0	0- 0			
NON-CONFERENCE	0-2		0-0		0-2		3-1	3- 5			
Q1: (H:1-30)(N:1-50)(A:1-75)				Q2: (H:31-75)(N:51-100)(A:(76-135)		Q3: (H:76-160)(N:101-200)(A:136-240)		Q4: (H:161+)(N:201+)(A:241+)			
0-3 overall, 0-2 non_conference				0-1 overall, 0-0 non_conference		0-4 overall, 0-2 non_conference		6-4 overall, 3-1 non_conference			
RPI	S	Opponent	Score	RPI	S	Opponent	Score	RPI	S	Opponent	Score
29	A	TCU	73 83 1110	53	H	Louisiana	59 80 0203	141	A	SFA	65 68 1202
53	A	Louisiana	48 82 0113					153	A	UT Arlington	55 71 0120
69	A	SMU	65 83 1112					206	A	Jacksonville St.	56 75 1209
								239	A	Texas St.	52 55 0118
								211	H	Southeastern La.	86 75 1116
								222	H	Troy	76 71 0125
								225	H	Coastal Caro.	82 72 0104
								259	H	Grambling	59 57 1212
								261	H	South Ala.	83 74 0127
								262	H	Appalachian St.	73 79 0106
								275	A	Arkansas St.	64 75 1229
								311	A	Little Rock	62 71 1231
								315	H	Jackson St.	65 52 1128
								346	H	Northwestern St.	61 76 1121

Non-Div I Games: Centenary (I A)	74	51	Rust	104	46	Millsaps	97	44
----------------------------------	----	----	------	-----	----	----------	----	----

DIV. I ONLY	6- 17	306	218	284	282
DIV. I NON-CONF.	4- 7	234	296	220	254
Quadrant 1		Quadrant 2	Quadrant 3	Quadrant 4	TOTALS
OVERALL	0-1	0-4	0-6	6-6	6- 17
HOME	0-0	0-0	0-1	2-5	2- 6
AWAY	0-1	0-4	0-4	4-0	4- 9
NEUTRAL	0-0	0-0	0-1	0-1	0- 2
NON-CONFERENCE	0-1	0-3	0-2	4-1	4- 7
Q1: (H:1-30)(N:1-50)(A:1-75) 0-1 overall, 0-1 non_conference		Q2: (H:31-75)(N:51-100)(A:76-135) 0-4 overall, 0-3 non_conference	Q3: (H:76-160)(N:101-200)(A:136-240) 0-6 overall, 0-2 non_conference	Q4: (H:161+)(N:201+)(A:241+) 6-6 overall, 4-1 non_conference	
RPI S Opponent Score	RPI S Opponent Score	RPI S Opponent Score	RPI S Opponent Score	RPI S Opponent Score	
50 A Western Ky. 51 83 1129	82 A Ole Miss 75 85 1113	77 H Belmont 63 98 0201	174 H Tennessee Tech 67 70 0118		
	96 A Murray St. 73 88 0127	173 N Eastern Wash. 62 83 1122	188 H Tennessee St. 60 73 0203		
	114 A Marshall 71 91 1222	174 A Tennessee Tech 69 77 1230	206 H Jacksonville St. 60 68 0120		
	124 A Northern Ky. 63 91 1210	178 A Austin Peay 84 90 0125	241 A Southeast Mo. St. 91 86 0113		
		184 A Oregon St. 62 74 1205	250 H SIUE 82 85 0104		
		206 A Jacksonville St. 58 76 1228	266 N Prairie View 70 80 1120		
			271 H Jacksonville 70 65 1202		
			276 H Eastern Ill. 53 54 0106		
			289 H Norfolk St. 83 66 1218		
			296 A UT Martin 78 70 0111		
			310 A Charleston So. 70 65 1215		
			331 A Rice 73 72 1110		

Non-Div I Games: Ashburv 99 71 Kentucky St 97 66

L
o
y
o
l
a
M
a
r
y
m
o
u
n
t

GmDte OT

Quinnipiac

DIV. I ONLY				9- 15				253				300				216				284											
DIV. I NON-CONF.				3- 9				278				328				267				329											
Quadrant 1				Quadrant 2				Quadrant 3				Quadrant 4				TOTALS															
OVERALL				0-2				0-3				1-4				8-6				9- 15											
HOME				0-0				0-1				0-1				5-3				5- 5											
AWAY				0-2				0-1				0-2				3-3				3- 8											
NEUTRAL				0-0				0-1				1-1				0-0				1- 2											
NON-CONFERENCE				0-1				0-1				0-3				3-4				3- 9											
Q1: (H:1-30)(N:1-50)(A:1-75) 0-2 overall, 0-1 non_conference								Q2: (H:31-75)(N:51-100)(A:(76-135) 0-3 overall, 0-1 non_conference								Q3: (H:76-160)(N:101-200)(A:136-240) 1-4 overall, 0-3 non_conference								Q4: (H:161+)(N:201+)(A:241+) 8-6 overall, 3-4 non_conference							
RPI	S	Opponent	Score		RPI	S	Opponent	Score		RPI	S	Opponent	Score		RPI	S	Opponent	Score													
51	A	Vermont	73	80	1221	64	N	Colorado	69	70	1117	116	N	Wake Forest	55	72	1118	170	H	Niagara	73	81	0118								
68	A	Rider	60	78	0112	68	H	Rider	59	74	0204	128	H	Canisius	74	82	0105	194	H	Massachusetts	68	66	1129								
						110	A	Iona	82	87	0202	199	N	Fairfield	75	70	0127	215	H	Monmouth	78	76	1228								
												210	A	Hartford	75	77	1207	226	H	Brown	72	79	1113								
												220	A	Drexel	71	72	1218	252	A	Liberty	72	84	1119								
																		256	A	Saint Peter's	58	84	0107								
																		287	A	Siena	71	70	0101								
																		287	H	Siena	76	69	0121								
																		293	A	Columbia	89	87	1204								
																		314	A	Lafayette	58	79	1202								
																		320	H	Marist	80	79	0110								
																		320	A	Marist	85	77	0125								
																		330	H	Maine	72	78	1126								
																		342	H	Dartmouth	78	77	1111								

Quinnipiac

Non-Div I Games:

U
N
C
W

DIV. I ONLY				5- 17				314				141				200				285											
DIV. I NON-CONF.				1- 9				322				170				294				327											
Quadrant 1				Quadrant 2				Quadrant 3				Quadrant 4				TOTALS															
OVERALL				0-2				1-6				1-5				3-4				5- 17											
HOME				0-0				0-0				1-3				3-1				4- 4											
AWAY				0-2				1-5				0-0				0-2				1- 9											
NEUTRAL				0-0				0-1				0-2				0-1				0- 4											
NON-CONFERENCE				0-1				0-3				0-3				1-2				1- 9											
Q1: (H:1-30)(N:1-50)(A:1-75) 0-2 overall, 0-1 non_conference								Q2: (H:31-75)(N:51-100)(A:76-135) 1-6 overall, 0-3 non_conference								Q3: (H:76-160)(N:101-200)(A:136-240) 1-5 overall, 0-3 non_conference								Q4: (H:161+)(N:201+)(A:241+) 3-4 overall, 1-2 non_conference							
RPI	S	Opponent	Score		RPI	S	Opponent	Score		RPI	S	Opponent	Score		RPI	S	Opponent	Score													
74	A	Col. of Charleston	76	80	0118	52	N	Loyola Chicago	78	102	1124	85	H	Northeastern	77	81	0113	220	H	Drexel	107	87	0102								
75	A	LSU	84	97	1210	85	A	Northeastern	100	107	0203	103	H	William & Mary	81	84	0127	242	H	Delaware	56	58	1230								
						106	A	UNCG	58	71	1213	108	H	Furman	84	90	1217	242	A	Delaware	76	96	0107								
						109	A	Hofstra	76	96	0201	122	H	Towson	73	71	0120	273	A	East Carolina	88	93	1130								
						122	A	Towson	71	89	0105	187	N	Valparaiso	70	79	1125	279	H	Campbell	88	84	1118								
						129	A	Elon	80	78	0111	193	N	North Dakota St.	63	***	1221	292	H	James Madison	71	68	0125								
						131	A	Davidson	81	108	1114							334	N	Howard	75	80	1222								

U
N
C
W

Non-Div I Games:	Greensboro	101	60	N.C. Wesleyan	105	81
------------------	------------	-----	----	---------------	-----	----

DIV. I ONLY

DIV. I NON-CONF.

8- 16

7- 6

272

162

226

350

205

346

286

319

Quadrant 1		Quadrant 2		Quadrant 3		Quadrant 4		TOTALS
OVERALL	0-4		1-4		0-2		7-6	8- 16
HOME	0-1		0-2		0-2		6-4	6- 9
AWAY	0-3		1-2		0-0		1-2	2- 7
NEUTRAL	0-0		0-0		0-0		0-0	0- 0
NON-CONFERENCE	0-0		0-2		0-0		7-4	7- 6

Q1: (H:1-30)(N:1-50)(A:1-75) 0-4 overall, 0-0 non_conference					Q2: (H:31-75)(N:51-100)(A:76-135) 1-4 overall, 0-2 non_conference					Q3: (H:76-160)(N:101-200)(A:136-240) 0-2 overall, 0-0 non_conference					Q4: (H:161+)(N:201+)(A:241+) 7-6 overall, 7-4 non_conference								
RPI	S	Opponent	Score		RPI	S	Opponent	Score		RPI	S	Opponent	Score		RPI	S	Opponent	Score					
11	H	Cincinnati	55	78	0113	42	H	Houston	60	79	1228	100	H	Tulsa	54	63	0204	191	H	Eastern Mich.	47	65	1126
28	A	Wichita St.	57	95	0107	73	H	UCF	69	71	0120	123	H	Memphis	74	86	0131	245	H	Fla. Atlantic	60	59	1110
42	A	Houston	40	63	0128	121	A	Indiana	53	70	1119							262	A	Appalachian St.	61	84	1202
69	A	SMU	39	79	1231	129	A	Elon	78	79	1130							273	H	East Carolina	65	67	0103
						130	A	Tulane	80	75	0125							273	A	East Carolina	52	90	0117
																		275	H	Arkansas St.	72	61	1124
																		294	H	FIU	53	65	1211
																		298	H	Bethune-Cookman	83	63	1214
																		303	H	Northern Ariz.	70	56	1218
																		308	H	Charlotte	78	76	1221
																		325	A	Stetson	75	72	1115
																		332	H	Morgan St.	53	63	1113
																		334	H	Howard	75	52	1122

Non-Div I Games:

DIV. I ONLY		5- 18	319	132	251	288									
DIV. I NON-CONF.		2- 9	300	24	163	213									
<hr/>															
Quadrant 1		Quadrant 2		Quadrant 3		Quadrant 4									
OVERALL	0-3	0-4		1-7		4-4									
HOME	0-0	0-2		0-5		3-1									
AWAY	0-2	0-2		1-1		0-3									
NEUTRAL	0-1	0-0		0-1		1-0									
NON-CONFERENCE	0-3	0-2		1-4		1-0									
Q1: (H:1-30)(N:1-50)(A:1-75)		Q2: (H:31-75)(N:51-100)(A:76-135)		Q3: (H:76-160)(N:101-200)(A:136-240)		Q4: (H:161+)(N:201+)(A:241+)									
0-3 overall, 0-3 non_conference		0-4 overall, 0-2 non_conference		1-7 overall, 1-4 non_conference		4-4 overall, 1-0 non_conference									
RPI	S	Opponent	Score	RPI	S	Opponent	Score	RPI	S	Opponent	Score	RPI	S	Opponent	Score
31	N	Michigan	58 90 1216	61	H	ETSU	73 81 1219	93	H	Wright St.	73 80 0105	221	H	Ill.-Chicago	69 78 0204
54	A	UCLA	73 106 1203	72	H	Toledo	86 89 1206	96	H	Murray St.	72 81 1222	254	A	Milwaukee	79 87 1230
67	A	Virginia Tech	79 111 1110	93	A	Wright St.	55 87 0126	124	H	Northern Ky.	54 56 0107	316	A	IUPUI	66 81 0116
				124	A	Northern Ky.	44 72 0128	142	H	Oakland	86 92 0120	316	H	IUPUI	74 60 0202
								145	A	Saint Louis	72 70 1122	319	H	Youngstown St.	93 91 0112
								159	H	Western Mich.	79 87 1209	326	H	Cleveland St.	85 84 0110
								168	N	Seattle U	71 *** 1118	336	N	Houston Baptist	116 109 1119
								186	A	Fort Wayne	82 91 1128	337	A	Green Bay	83 95 1228

Non-Div I Games: Mich - Dearborn	105	82	Siena Heights	131	69
----------------------------------	-----	----	---------------	-----	----

DIV. I ONLY	7- 11	243	292	198	290
DIV. I NON-CONF.	5- 4	147	332	200	241
Quadrant 1		Quadrant 2	Quadrant 3	Quadrant 4	TOTALS
OVERALL	0-1	0-3	0-4	7-3	7- 11
HOME	0-0	0-1	0-2	6-1	6- 4
AWAY	0-1	0-2	0-2	1-2	1- 7
NEUTRAL	0-0	0-0	0-0	0-0	0- 0
NON-CONFERENCE	0-1	0-1	0-1	5-1	5- 4
Q1: (H:1-30)(N:1-50)(A:1-75) 0-1 overall, 0-1 non_conference		Q2: (H:31-75)(N:51-100)(A:76-135) 0-3 overall, 0-1 non_conference	Q3: (H:76-160)(N:101-200)(A:136-240) 0-4 overall, 0-1 non_conference	Q4: (H:161+)(N:201+)(A:241+) 7-3 overall, 5-1 non_conference	
RPI S Opponent Score	RPI S Opponent Score	RPI S Opponent Score	RPI S Opponent Score	RPI S Opponent Score	
25 A Butler 46 107 1221	65 H South Dakota St. 70 98 0120	101 A South Dakota 50 62 0103	101 H South Dakota 54 80 0201	186 H Fort Wayne 75 74 0117	
	101 A South Dakota 50 62 0103	112 H Miami (OH) 73 76 1202	112 H Miami (OH) 73 76 1202	235 H Oral Roberts 82 56 0203	
	105 A Iowa St. 45 70 1125	193 A North Dakota St. 69 80 0127	193 A North Dakota St. 69 80 0127	240 H Omaha 66 87 0111	
		235 A Oral Roberts 66 81 0106	235 A Oral Roberts 66 81 0106	249 A Denver 58 70 0125	
				250 A SIUE 69 67 1122	
				254 H Milwaukee 90 69 1209	
				276 H Eastern Ill. 56 54 1115	
				276 A Eastern Ill. 77 78 1219	
				316 H IUPUI 90 77 1128	
				323 H American 69 56 1206	

Non-Div I Games:	Oak Hills Christian	107	45	Saint Mary's (MN)	109	68	Calvary	102	25	Lincoln Christian	91	57
------------------	---------------------	-----	----	-------------------	-----	----	---------	-----	----	-------------------	----	----

DIV. I ONLY		6- 18	311	178	163	292									
DIV. I NON-CONF.		3- 9	278	240	229	294									
<hr/>															
Quadrant 1		Quadrant 2		Quadrant 3		Quadrant 4									
OVERALL	0-2	0-3		2-8		4-5									
HOME	0-0	0-0		2-3		3-2									
AWAY	0-2	0-3		0-3		1-2									
NEUTRAL	0-0	0-0		0-2		0-1									
NON-CONFERENCE	0-1	0-0		0-5		3-3									
Q1: (H:1-30)(N:1-50)(A:1-75) 0-2 overall, 0-1 non_conference		Q2: (H:31-75)(N:51-100)(A:76-135) 0-3 overall, 0-0 non_conference		Q3: (H:76-160)(N:101-200)(A:136-240) 2-8 overall, 0-5 non_conference		Q4: (H:161+)(N:201+)(A:241+) 4-5 overall, 3-3 non_conference									
RPI	S	Opponent	Score	RPI	S	Opponent	Score	RPI	S	Opponent	Score	RPI	S	Opponent	Score
49	A	Florida	63 72 1220	85	A	Northeastern	67 80 0107	85	H	Northeastern	70 81 1230	202	N	UTSA	77 90 1119
74	A	Col. of Charleston	59 66 0127	103	A	William & Mary	82 89 0111	86	H	Old Dominion	53 69 1113	207	H	George Mason	72 76 1129
				109	A	Hofstra	81 87 0105	103	H	William & Mary	76 84 0102	220	H	Drexel	75 73 0120
								122	H	Towson	79 73 0203	242	H	Delaware	60 61 0113
								124	N	Northern Ky.	78 87 1117	260	A	The Citadel	82 84 1205
								129	H	Elon	85 74 0118	262	H	Appalachian St.	105 99 1122
								138	A	Radford	68 69 1125	285	A	UNCW	68 71 0125
								182	N	Weber St.	65 73 1118	294	A	FIU	76 67 1216
								185	A	Richmond	71 74 1210	308	H	Charlotte	87 82 1202
								220	A	Drexel	74 76 0201				

Non-Div I Games:	Bridgewater (N/A)	80	50
------------------	-------------------	----	----

DIV. I ONLY		5- 13	299	228	261	293
DIV. I NON-CONF.		2- 10	307	202	263	298
<hr/>						
Quadrant 1		Quadrant 2		Quadrant 3		Quadrant 4
TOTALS		TOTALS		TOTALS		TOTALS
OVERALL	0-1	0-3		0-5		5- 13
HOME	0-0	0-0		0-0		4- 3
AWAY	0-1	0-3		0-5		1- 10
NEUTRAL	0-0	0-0		0-0		0- 0
NON-CONFERENCE	0-1	0-3		0-3		2- 10
Q1: (H:1-30)(N:1-50)(A:1-75) 0-1 overall, 0-1 non_conference		Q2: (H:31-75)(N:51-100)(A:76-135) 0-3 overall, 0-3 non_conference		Q3: (H:76-160)(N:101-200)(A:136-240) 0-5 overall, 0-3 non_conference		Q4: (H:161+)(N:201+)(A:241+) 5-4 overall, 2-3 non_conference
RPI S Opponent Score	RPI S Opponent Score	RPI S Opponent Score	RPI S Opponent Score	RPI S Opponent Score	RPI S Opponent Score	RPI S Opponent Score
2 A Villanova 60 75 1110	79 A Boston College 66 81 1212	137 A Albany (NY) 82 86 1202	176 H Harvard 83 76 0202			
	98 A UConn 73 77 1129	156 A Penn 71 77 0113	223 H Navy 68 73 1210			
	104 A Penn St. 65 79 1117	171 A Princeton 56 72 0112	238 H Stony Brook 66 76 1207			
		204 A Colgate 71 77 1125	248 H Cornell 88 62 0120			
		224 A Army West Point 78 88 1121	248 A Cornell 81 82 0127			
			284 H Quinnipiac 87 89 1204			
			330 H Maine 83 71 1230			
			338 A Longwood 87 77 1114			
			342 H Dartmouth 77 74 0203			

Non-Div I Games:	Sarah Lawrence	87	42
------------------	----------------	----	----

FI
U

■ Loss, ■ Non-Conf, S Site, H Home, A Away, N Neutral

195	A Western Caro.	58	65	0115	306	H Presbyterian	78	58	1118
217	A Duquesne	61	77	1114	310	A Charleston So.	76	68	1128
					323	A American	64	69	1125
					338	H Longwood	81	70	1209

Non-Div I Games: Ohio Valley	81	66	Southern Wesleyan	90	52
------------------------------	----	----	-------------------	----	----

DIV. I ONLY		6- 17	306	249	286	296
DIV. I NON-CONF.		3- 8	269	316	316	306
Quadrant 1		Quadrant 2		Quadrant 3		Quadrant 4
OVERALL	0-2	0-2		1-5		5-8
HOME	0-0	0-0		0-2		3-4
AWAY	0-2	0-2		1-3		2-4
NEUTRAL	0-0	0-0		0-0		0-0
NON-CONFERENCE	0-2	0-1		0-1		3-4
Q1: (H:1-30)(N:1-50)(A:1-75)		Q2: (H:31-75)(N:51-100)(A:76-135)		Q3: (H:76-160)(N:101-200)(A:136-240)		Q4: (H:161+)(N:201+)(A:241+)
0-2 overall, 0-2 non_conference		0-2 overall, 0-1 non_conference		1-5 overall, 0-1 non_conference		5-8 overall, 3-4 non_conference
RPI	S	Opponent	Score	RPI	S	Opponent
57	A	Mississippi St.	61 92 1216	96	A	Murray St.
75	A	LSU	60 84 1129	114	A	Marshall
RPI	S	Opponent	Score	RPI	S	Opponent
77	H	Belmont	58 65 1230	77	H	Belmont
96	H	Murray St.	53 66 0203	96	H	Murray St.
154	A	Illinois	74 77 1112	154	A	Illinois
174	A	Tennessee Tech	55 63 0127	174	A	Tennessee Tech
178	A	Austin Peay	69 75 0104	178	A	Austin Peay
206	A	Jacksonville St.	67 63 0125	206	A	Jacksonville St.
RPI	S	Opponent	Score	RPI	S	Opponent
178	H	Austin Peay	57 59 0201	178	H	Austin Peay
188	H	Tennessee St.	63 60 1228	188	H	Tennessee St.
250	A	SIUE	70 69 0120	250	A	SIUE
253	A	Akron	59 76 1118	253	A	Akron
268	H	UMKC	55 65 1126	268	H	UMKC
272	H	Morehead St.	67 71 0113	272	H	Morehead St.
275	A	Arkansas St.	92 78 1205	275	A	Arkansas St.
276	A	Eastern Ill.	60 80 0118	276	A	Eastern Ill.
282	H	Eastern Ky.	70 78 0111	282	H	Eastern Ky.
297	H	Ark.-Pine Bluff	74 68 1222	297	H	Ark.-Pine Bluff
302	H	N.C. Central	74 57 1115	302	H	N.C. Central
304	A	Chattanooga	63 66 1202	304	A	Chattanooga
324	A	Southern U.	66 69 1122	324	A	Southern U.

Non-Div I Games: IIC Clermont 127 92 Blue Mountain (MS) 84 76

U
T
M
a
r
t
i
n

U
T
M
a
r
t
i
n

DIV. I ONLY		10- 11	194	351	312	298	
DIV. I NON-CONF.		4- 9	254	331	278	292	
Quadrant 1		Quadrant 2		Quadrant 3		Quadrant 4	
OVERALL	0-1	0-0		0-4		10-6	
HOME	0-0	0-0		0-0		5- 1	
AWAY	0-1	0-0		0-4		5-5	
NEUTRAL	0-0	0-0		0-0		0- 0	
NON-CONFERENCE	0-1	0-0		0-4		4- 9	
Q1: (H:1-30)(N:1-50)(A:1-75) 0-1 overall, 0-1 non_conference		Q2: (H:31-75)(N:51-100)(A:(76-135) 0-0 overall, 0-0 non_conference		Q3: (H:76-160)(N:101-200)(A:136-240) 0-4 overall, 0-4 non_conference		Q4: (H:161+)(N:201+)(A:241+) 10-6 overall, 4-4 non_conference	
RPI	S	Opponent	Score	RPI	S	Opponent	Score
38	A	Washington	55 106 1219				
				140	A	Georgia Tech	62 65 1119
				169	A	Washington St.	58 86 1222
				209	A	North Texas	78 90 1116
				214	A	UTRGV	74 92 1113
				213	H	Boston U.	87 90 1208
				245	A	Fla. Atlantic	75 93 1202
				259	H	Grambling	87 78 1121
				271	A	Jacksonville	77 66 1130
				277	H	Cal Poly	67 53 1212
				286	A	South Fla.	63 83 1214
				289	A	Norfolk St.	70 71 0127
				312	A	Kennesaw St.	74 81 1216
				313	A	Hampton	69 80 0129
				325	A	Stetson	74 62 0115
				327	H	South Carolina St.	86 80 0103
				334	A	Howard	92 87 0106
				335	A	UMES	89 84 0108
				339	H	Coppin St.	80 60 0203
				343	H	Florida A&M	99 81 0113
				351	A	Delaware St.	85 78 0120

Non-Div I Games: Florida Col 95 67 Johnson (FI) 108 66

DIV. I ONLY

DIV. I NON-CONF.

8- 13

5- 7

245

214

281

317

338

343

299

305

Quadrant 1

OVERALL

HOME

AWAY

NEUTRAL

NON-CONFERENCE

0-0

0-0

0-0

0-0

0-0

Quadrant 2

0-2

0-1

0-1

0-0

0-1

Quadrant 3

0-6

0-1

0-5

0-0

0-3

Quadrant 4

8-5

6-4

2-1

0-0

5-3

TOTALS

8- 13

6- 6

2- 7

0- 0

5- 7

Q1: (H:1-30)(N:1-50)(A:1-75)

0-0 overall, 0-0 non_conference

Q2: (H:31-75)(N:51-100)(A:(76-135)

0-2 overall, 0-1 non_conference

Q3: (H:76-160)(N:101-200)(A:136-240)

0-6 overall, 0-3 non_conference

Q4: (H:161+)(N:201+)(A:241+)

8-5 overall, 5-3 non_conference

RPI

S

Opponent

Score

51

H

Vermont

77

88

0104

91

A

Wagner

72

90

1205

RPI

S

Opponent

Score

137

A

Albany (NY)

62

70

0118

157

H

UMBC

62

89

0113

163

A

Wisconsin

53

82

1230

194

A

Massachusetts

69

74

1110

210

A

Hartford

73

84

0110

226

A

Brown

75

89

1209

RPI

S

Opponent

Score

210

H

Hartford

70

77

0127

213

H

Boston U.

87

82

1213

238

H

Stony Brook

82

79

0124

243

A

NJIT

65

78

1203

248

H

Cornell

98

78

1119

250

H

Central Conn. St.

73

76

1223

265

H

LIU Brooklyn

74

66

1122

300

H

New Hampshire

62

74

0115

318

H

Loyola Maryland

83

75

1126

320

H

Marist

76

73

1115

322

A

Binghamton

79

71

0121

328

H

Sacred Heart

80

87

1129

330

A

Maine

88

64

0131

Non-Div I Games: IIMass Roston 102 63

U
M
a
s
s
L
o
w
e
l
l

U
M
a
s
s
L
o
w
e
l
l

DIV. I ONLY		7- 15		276		271		271		300					
DIV. I NON-CONF.		2- 10		307		324		191		349					
Quadrant 1		Quadrant 2		Quadrant 3		Quadrant 4		TOTALS							
OVERALL	0-2	0-1		1-6		6-6		7- 15							
HOME	0-0	0-1		1-0		4-4		5- 5							
AWAY	0-2	0-0		0-4		2-2		2- 8							
NEUTRAL	0-0	0-0		0-2		0-0		0- 2							
NON-CONFERENCE	0-2	0-0		0-4		2-4		2- 10							
Q1: (H:1-30)(N:1-50)(A:1-75) 0-2 overall, 0-2 non_conference				Q2: (H:31-75)(N:51-100)(A:(76-135) 0-1 overall, 0-0 non_conference				Q3: (H:76-160)(N:101-200)(A:136-240) 1-6 overall, 0-4 non_conference				Q4: (H:161+)(N:201+)(A:241+) 6-6 overall, 2-4 non_conference			
RPI	S	Opponent	Score	RPI	S	Opponent	Score	RPI	S	Opponent	Score	RPI	S	Opponent	Score
36	A	Texas	60 78 1114	51	H	Vermont	56 67 0118	108	N	Furman	64 78 1124	170	H	Niagara	70 78 1205
49	A	Florida	63 70 1119					137	H	Albany (NY)	64 61 0106	210	H	Hartford	62 79 0131
								137	A	Albany (NY)	74 83 0203	213	H	Boston U.	69 70 1129
								146	N	Utah St.	63 77 1125	238	H	Stony Brook	53 51 0121
								157	A	UMBC	67 71 0103	299	A	UMass Lowell	74 62 0115
								199	A	Fairfield	68 78 1222	305	A	Holy Cross	58 62 1209
								205	A	George Washington	64 68 1220	322	H	Binghamton	71 67 0110
												322	A	Binghamton	57 52 0127
												323	H	American	70 74 1121
												330	A	Maine	68 69 0124
												340	H	Bryant	75 59 1202
												342	H	Dartmouth	83 66 1230

Non-Div I Games: I vndon St 111 31 Wheelock 95 39

DIV. I ONLY DIV. I NON-CONF.	2- 19 2- 8	343 296		100 150	160 288	301 279	
<hr/>							
Quadrant 1		Quadrant 2		Quadrant 3		Quadrant 4	
OVERALL	0-3	0-3		0-9		2-4	
HOME	0-2	0-1		0-4		1-2	
AWAY	0-1	0-2		0-5		1-2	
NEUTRAL	0-0	0-0		0-0		0-0	
NON-CONFERENCE	0-1	0-1		0-4		2-2	
						TOTALS	
Q1: (H:1-30)(N:1-50)(A:1-75) 0-3 overall, 0-1 non_conference		Q2: (H:31-75)(N:51-100)(A:(76-135) 0-3 overall, 0-1 non_conference		Q3: (H:76-160)(N:101-200)(A:136-240) 0-9 overall, 0-4 non_conference		Q4: (H:161+)(N:201+)(A:241+) 2-4 overall, 2-2 non_conference	
RPI S Opponent Score		RPI S Opponent Score		RPI S Opponent Score		RPI S Opponent Score	
12 H Nevada 54 71 0117		66 H Wyoming 86 90 0127		101 H South Dakota 62 76 1217		192 H Colorado St. 52 59 1230	
24 H Saint Mary's (CA) 61 79 1119		89 A Southern Ill. 58 76 1202		132 H San Diego 64 81 1112		247 H Air Force 71 78 0113	
37 A Boise St. 71 94 0124		126 A San Diego St. 49 85 0109		146 A Utah St. 72 86 1227		249 A Denver 56 58 1205	
				150 H UNLV 76 82 0103		264 A Southern Utah 69 81 1116	
				150 A UNLV 67 76 0131		274 A Santa Clara 75 63 1221	
				160 A New Mexico 47 80 0106		280 H Idaho St. 62 54 1122	
				160 H New Mexico 68 71 0203			
				177 A Bowling Green 79 85 1129			
				228 A Portland 55 64 1209			

San Jose St

Non-Div I Games:	Antelope Valley	97	45
------------------	-----------------	----	----

DIV. I ONLY		3- 19	337	147	320	303
DIV. I NON-CONF.		2- 9	300	181	202	266
<hr/>						
Quadrant 1		Quadrant 2		Quadrant 3		Quadrant 4
OVERALL	0-3	0-2		1-5		2-9
HOME	0-0	0-0		0-3		0- 7
AWAY	0-3	0-2		1-1		2-4
NEUTRAL	0-0	0-0		0-1		0-1
NON-CONFERENCE	0-3	0-1		1-2		1-3
Q1: (H:1-30)(N:1-50)(A:1-75)		Q2: (H:31-75)(N:51-100)(A:76-135)		Q3: (H:76-160)(N:101-200)(A:136-240)		Q4: (H:161+)(N:201+)(A:241+)
0-3 overall, 0-3 non_conference		0-2 overall, 0-1 non_conference		1-5 overall, 1-2 non_conference		2-9 overall, 1-3 non_conference
RPI	S	Opponent	Score	RPI	S	Opponent
18	A	Arizona	67 101 1110	88	A	Montana
43	A	Arizona St.	62 97 1117	132	A	San Diego
70	A	Kansas St.	58 80 1120			
				RPI	S	Opponent
				88	H	Montana
				101	H	South Dakota
				139	N	UC Irvine
				149	H	Idaho
				182	A	Weber St.
				231	A	CSU Bakersfield
				173	H	Eastern Wash.
				182	H	Weber St.
				246	H	Montana St.
				246	A	Montana St.
				264	A	Southern Utah
				271	A	Jacksonville
				274	A	Santa Clara
				280	A	Idaho St.
				280	H	Idaho St.
				286	A	South Fla.
				313	N	Hampton

Non-Div I Games: Embrv-Riddle (A7 70 82 San Diego Christia 79 70

N
o
r
t
h
e
r
n
A
r
i
z.

N
o
r
t
h
e
r
n
A
r
i
z.

DIV. I ONLY	6- 17	306		190	302	304	
DIV. I NON-CONF.	4- 7	234		171	349	252	
<hr/>							
Quadrant 1		Quadrant 2		Quadrant 3		Quadrant 4	
OVERALL	0-2	0-3		2-6		4-6	
HOME	0-0	0-1		1-2		4-3	
AWAY	0-2	0-2		1-4		0-3	
NEUTRAL	0-0	0-0		0-0		0-0	
NON-CONFERENCE	0-1	0-1		1-3		3-2	
						TOTALS	
Q1: (H:1-30)(N:1-50)(A:1-75)		Q2: (H:31-75)(N:51-100)(A:76-135)		Q3: (H:76-160)(N:101-200)(A:136-240)		Q4: (H:161+)(N:201+)(A:241+)	
0-2 overall, 0-1 non_conference		0-3 overall, 0-1 non_conference		2-6 overall, 1-3 non_conference		4-6 overall, 3-2 non_conference	
RPI S Opponent Score		RPI S Opponent Score		RPI S Opponent Score		RPI S Opponent Score	
61 A ETSU 61 81 0203		61 H ETSU 66 85 0106		106 H UNCG 87 85 0129		195 H Western Caro. 63 75 0104	
66 A Wyoming 65 74 1110		114 A Marshall 66 70 1205		108 H Furman 55 73 0110		206 H Jacksonville St. 75 77 1121	
		133 A Wofford 67 71 0120		134 H Georgia St. 48 71 1223		253 A Akron 70 75 1128	
				172 A UAB 47 89 1113		260 A The Citadel 101 110 0113	
				174 A Tennessee Tech 76 82 1217		291 A Samford 56 73 1230	
				195 A Western Caro. 68 70 0201		291 H Samford 78 71 0124	
				206 A Jacksonville St. 70 67 1221		295 H VMI 69 70 0127	
				216 A Mercer 71 75 0115		296 H UT Martin 66 63 1202	
						308 H Charlotte 64 50 1210	
						341 H Alabama St. 67 50 1120	

Non-Div I Games: Tenn Wesleyan	95	60	Hiwassee	94	46
--------------------------------	----	----	----------	----	----

DIV. I ONLY				8- 15	263	303	305	305			
DIV. I NON-CONF.				3- 8	269	253	269	295			

Quadrant 1		Quadrant 2		Quadrant 3		Quadrant 4		TOTALS			
OVERALL	0-1		0-1		0-5		8-8	8- 15			
HOME	0-0		0-0		0-2		5-3	5- 5			
AWAY	0-1		0-1		0-2		3-4	3- 8			
NEUTRAL	0-0		0-0		0-1		0-1	0- 2			
NON-CONFERENCE	0-1		0-0		0-4		3-3	3- 8			
Q1: (H:1-30)(N:1-50)(A:1-75)				Q2: (H:31-75)(N:51-100)(A:76-135)		Q3: (H:76-160)(N:101-200)(A:136-240)		Q4: (H:161+)(N:201+)(A:241+)			
0-1 overall, 0-1 non_conference				0-1 overall, 0-0 non_conference		0-5 overall, 0-4 non_conference		8-8 overall, 3-3 non_conference			
RPI	S	Opponent	Score	RPI	S	Opponent	Score	RPI	S	Opponent	Score
6	A	Rhode Island	66 88 1119	90	A	Bucknell	56 77 0120	110	H	Iona	68 82 1219
								137	H	Albany (NY)	62 78 1125
								167	N	La Salle	54 58 1202
								194	A	Massachusetts	50 64 1206
								223	A	Navy	56 61 0111
								176	H	Harvard	73 69 1116
								204	H	Colgate	74 79 1229
								213	H	Boston U.	40 54 0114
								224	H	Army West Point	70 66 0117
								236	N	Manhattan	54 70 1201
								255	A	Lehigh	77 83 0105
								255	H	Lehigh	67 71 0129
								269	A	Fairleigh Dickinson	76 87 1122
								287	A	Siena	65 71 1222
								300	H	New Hampshire	62 58 1209
								314	A	Lafayette	48 60 0102
								314	H	Lafayette	85 74 0127
								318	H	Loyola Maryland	64 57 0108
								318	A	Loyola Maryland	73 57 0203
								323	A	American	60 57 0122
								328	A	Sacred Heart	69 64 1110

Non-Div I Games:

RPI	S	Opponent	Score
13	A	Tennessee	53 88 1110
62	A	NC State	68 86 1116
67	A	Virginia Tech	55 63 1219

RPI	S	Opponent	Score
119	A	UNC Asheville	61 75 0203

RPI	S	Opponent	Score
106	H	UNCG	74 72 1128
119	H	UNC Asheville	56 76 0112
138	H	Radford	62 78 1230
181	N	Nicholls St.	64 76 1123
230	A	Gardner-Webb	53 61 0118

RPI	S	Opponent	Score
164	H	Winthrop	68 81 0121
200	H	N.C. A&T	73 70 1202
252	A	Liberty	48 60 0106
252	H	Liberty	66 81 0127
263	A	High Point	49 73 0115
279	H	Campbell	79 83 0109
295	A	VMI	58 78 1118
308	A	Charlotte	74 83 1120
310	A	Charleston So.	57 49 0124
327	H	South Carolina St.	88 77 1205
333	N	Chicago St.	75 73 1124
338	A	Longwood	78 65 0103
338	H	Longwood	67 62 0201

Non-Div I Games: Piedmont	77	60	Toccoa Falls	104	35	Johnson (TN)	107	87
---------------------------	----	----	--------------	-----	----	--------------	-----	----

UTEP

DIV. I ONLY				6- 16				300				179				171				307			
DIV. I NON-CONF.				4- 7				234				187				185				278			
Quadrant 1				Quadrant 2				Quadrant 3				Quadrant 4				TOTALS							
OVERALL		0-3		0-3		1-5		5-5		6- 16													
HOME		0-0		0-2		1-1		5-4		6- 7													
AWAY		0-2		0-0		0-4		0-0		0- 6													
NEUTRAL		0-1		0-1		0-0		0-1		0- 3													
NON-CONFERENCE		0-2		0-2		1-0		3-3		4- 7													
Q1: (H:1-30)(N:1-50)(A:1-75) 0-3 overall, 0-2 non_conference				Q2: (H:31-75)(N:51-100)(A:76-135) 0-3 overall, 0-2 non_conference				Q3: (H:76-160)(N:101-200)(A:136-240) 1-5 overall, 1-0 non_conference				Q4: (H:161+)(N:201+)(A:241+) 5-5 overall, 3-3 non_conference											
RPI	S	Opponent	Score	RPI	S	Opponent	Score	RPI	S	Opponent	Score	RPI	S	Opponent	Score								
22	A	Middle Tenn.	50 81 0127	45	H	New Mexico St.	60 80 1130	114	H	Marshall	65 74 0203	169	H	Washington St.	76 69 1209								
37	N	Boise St.	56 58 1116	50	H	Western Ky.	60 72 0201	158	A	Louisiana Tech	88 97 0106	193	H	North Dakota St.	51 63 1222								
45	A	New Mexico St.	63 72 1125	63	N	South Carolina	56 80 1117	160	H	New Mexico	88 76 1202	209	H	North Texas	62 63 1228								
								172	A	UAB	78 85 0125	234	H	Lamar University	52 66 1127								
								202	A	UTSA	61 65 0120	245	H	Fla. Atlantic	66 73 0111								
								203	A	Southern Miss.	75 85 0104	262	N	Appalachian St.	72 76 1119								
												294	H	FIU	72 68 0113								
												331	H	Rice	80 62 1230								
												334	H	Howard	69 56 1221								
												349	H	Incarnate Word	72 66 1219								

UTEP

Non-Div I Games: Louisiana Col 100 50

DIV. I ONLY				4- 16	323	200				201	308								
DIV. I NON-CONF.				3- 7	258	323				208	316								
Quadrant 1				Quadrant 2				Quadrant 3				Quadrant 4	TOTALS						
OVERALL				0-1	0-4				1-4				3-7	4- 16					
HOME				0-1	0-2				0-4				2-1	2- 8					
AWAY				0-0	0-2				1-0				1-6	2- 8					
NEUTRAL				0-0	0-0				0-0				0-0	0- 0					
NON-CONFERENCE				0-0	0-2				0-2				3-3	3- 7					
Q1: (H:1-30)(N:1-50)(A:1-75) 0-1 overall, 0-0 non_conference					Q2: (H:31-75)(N:51-100)(A:76-135) 0-4 overall, 0-2 non_conference					Q3: (H:76-160)(N:101-200)(A:136-240) 1-4 overall, 0-2 non_conference					Q4: (H:161+)(N:201+)(A:241+) 3-7 overall, 3-3 non_conference				
RPI	S	Opponent	Score		RPI	S	Opponent	Score		RPI	S	Opponent	Score		RPI	S	Opponent	Score	
22	H	Middle Tenn.	73	78 0203	50	H	Western Ky.	63	73 0113	86	H	Old Dominion	66	88 0127	172	H	UAB	64	76 0201
					74	H	Col. of Charleston	72	81 1118	114	H	Marshall	83	91 0111	245	A	Fla. Atlantic	64	75 0118
					83	A	Oklahoma St.	65	83 1113	116	H	Wake Forest	57	80 1205	263	H	High Point	70	67 1124
					86	A	Old Dominion	58	89 1230	131	H	Davidson	70	85 1128	273	A	East Carolina	69	50 1218
										209	A	North Texas	70	68 0104	286	A	South Fla.	76	78 1221
															292	A	James Madison	82	87 1202
															294	A	FIU	59	79 0120
															304	A	Chattanooga	50	64 1210
															306	H	Presbyterian	83	74 1120
															331	A	Rice	64	73 0106

Non-Div I Games: Methodist	116	76
----------------------------	-----	----

RPI	S	Opponent	Score
219	H	Sam Houston St.	57 67 0130
237	H	New Orleans	75 82 0100
283	A	Loyola Marymount	86 92 1119
302	A	N.C. Central	71 77 1214
336	A	Houston Baptist	86 81 0120
346	H	Northwestern St.	72 63 1230
346	A	Northwestern St.	75 62 0203
349	H	Incarinate Word	85 62 1228

84	68
----	----

DIV. I ONLY		4- 18	326	116	330	311
DIV. I NON-CONF.		2- 9	300	127	337	302
Quadrant 1		Quadrant 2		Quadrant 3		Quadrant 4
OVERALL	0-1	0-5		1-6		4- 18
HOME	0-0	0-1		1-2		4- 7
AWAY	0-1	0-4		0-4		0- 11
NEUTRAL	0-0	0-0		0-0		0- 0
NON-CONFERENCE	0-1	0-3		0-2		2- 9
Q1: (H:1-30)(N:1-50)(A:1-75) 0-1 overall, 0-1 non_conference		Q2: (H:31-75)(N:51-100)(A:76-135) 0-5 overall, 0-3 non_conference		Q3: (H:76-160)(N:101-200)(A:136-240) 1-6 overall, 0-2 non_conference		Q4: (H:161+)(N:201+)(A:241+) 3-6 overall, 2-3 non_conference
RPI	S	Opponent	Score	RPI	S	Opponent
57	A	Mississippi St.	48 64 1220	53	H	Louisiana
				97	A	Bradley
				123	A	Memphis
				132	A	San Diego
				134	A	Georgia St.

DIV. I ONLY				6- 14				286				311				236				313											
DIV. I NON-CONF.				2- 10				307				109				86				274											
Quadrant 1				Quadrant 2				Quadrant 3				Quadrant 4				TOTALS															
OVERALL				0-3				0-3				0-4				6-4				6- 14											
HOME				0-0				0-0				0-0				4-3				4- 3											
AWAY				0-3				0-2				0-4				1-1				1- 10											
NEUTRAL				0-0				0-1				0-0				1-0				1- 1											
NON-CONFERENCE				0-3				0-3				0-2				2-2				2- 10											
Q1: (H:1-30)(N:1-50)(A:1-75) 0-3 overall, 0-3 non_conference								Q2: (H:31-75)(N:51-100)(A:(76-135) 0-3 overall, 0-3 non_conference								Q3: (H:76-160)(N:101-200)(A:136-240) 0-4 overall, 0-2 non_conference								Q4: (H:161+)(N:201+)(A:241+) 6-4 overall, 2-2 non_conference							
RPI	S	Opponent	Score		RPI	S	Opponent	Score		RPI	S	Opponent	Score		RPI	S	Opponent	Score													
1	A	Virginia	48	82	1222	68	N Rider	80	94	1124	198	A Savannah St.	101	***	0120	225	H Coastal Caro.	81	85	1206											
3	A	Xavier	60	96	1120	103	A William & Mary	76	83	1115	200	A N.C. A&T	84	92	0203	230	H Gardner-Webb	79	80	1217											
68	A	Rider	75	90	1110	118	A Missouri St.	75	88	1208	205	A George Washington	57	65	1118	262	H Appalachian St.	86	53	1220											
											214	A UTRGV	69	80	1230	298	H Bethune-Cookman	80	69	0129											
																303	N Northern Ariz.	76	66	1123											
																327	A South Carolina St.	91	84	0122											
																335	A UMES	83	92	0106											
																339	H Coppin St.	70	59	0131											
																343	H Florida A&M	71	75	0127											
																351	H Delaware St.	78	56	0112											

Non-Div I Games: Saint Leo 72 56 Bluefield Col 85 68 Mid-Atlantic Chris 117 54

Hampton

Hampton

DIV. I ONLY		5- 17	314	229	333	314									
DIV. I NON-CONF.		1- 9	322	234	315	340									
Quadrant 1		Quadrant 2		Quadrant 3		Quadrant 4									
OVERALL	0-1	0-1		1-6		4-9									
HOME	0-0	0-0		0-2		3-4									
AWAY	0-0	0-1		1-4		1-5									
NEUTRAL	0-1	0-0		0-0		0-0									
NON-CONFERENCE	0-1	0-0		0-4		1-4									
Q1: (H:1-30)(N:1-50)(A:1-75)		Q2: (H:31-75)(N:51-100)(A:76-135)		Q3: (H:76-160)(N:101-200)(A:136-240)		Q4: (H:161+)(N:201+)(A:241+)									
0-1 overall, 0-1 non_conference		0-1 overall, 0-0 non_conference		1-6 overall, 0-4 non_conference		4-9 overall, 1-4 non_conference									
RPI	S	Opponent	Score	RPI	S	Opponent	Score	RPI	S	Opponent	Score				
2	N	Villanova	57 104 1117	90	A	Bucknell	59 74 0203	90	H	Bucknell	75 80 0108	204	H	Colgate	93 83 0131
								156	H	Penn	68 73 1206	213	H	Boston U.	72 75 0124
								171	A	Princeton	46 60 1122	223	H	Navy	72 75 0117
								204	A	Colgate	71 68 0105	243	A	NJIT	80 96 1114
								207	A	George Mason	65 67 1110	248	A	Cornell	71 80 1220
								220	A	Drexel	67 68 1129	255	H	Lehigh	74 79 1229
								224	A	Army West Point	71 81 0111	256	H	Saint Peter's	82 86 1126
												284	H	Quinnipiac	79 58 1202
												305	H	Holy Cross	60 48 0102
												305	A	Holy Cross	74 85 0127
												318	A	Loyola Maryland	77 83 0114
												323	A	American	62 53 0120
												328	A	Sacred Heart	50 62 1209

Non-Div I Games: Susquehanna 82 70

Lafayette

Lafayette

DIV. I ONLY		8- 13	245	349	316	315
DIV. I NON-CONF.		1- 10	327	222	110	315
Quadrant 1		Quadrant 2		Quadrant 3		Quadrant 4
OVERALL	0-3	0-2		0-3		8-5
HOME	0-0	0-0		0-0		5-1
AWAY	0-3	0-2		0-3		2-3
NEUTRAL	0-0	0-0		0-0		1-1
NON-CONFERENCE	0-3	0-2		0-3		1-2
Q1: (H:1-30)(N:1-50)(A:1-75) 0-3 overall, 0-3 non_conference		Q2: (H:31-75)(N:51-100)(A:76-135) 0-2 overall, 0-2 non_conference		Q3: (H:76-160)(N:101-200)(A:136-240) 0-3 overall, 0-3 non_conference		Q4: (H:161+)(N:201+)(A:241+) 8-5 overall, 1-2 non_conference
RPI S Opponent Score	RPI S Opponent Score		RPI S Opponent Score		RPI S Opponent Score	
48 A St. Bonaventure 58 72 1118	89 A Southern Ill. 51 69 1213		158 A Louisiana Tech 62 91 1209		240 N Omaha 75 73 1125	
55 A Maryland 45 76 1120	125 A Ball St. 54 70 1222		166 A Central Mich. 63 70 1201		258 H Texas Southern 85 80 0113	
72 A Toledo 57 83 1220			216 A Mercer 58 86 1114		259 H Grambling 45 72 0120	
					266 H Prairie View 79 71 0115	
					281 A La.-Monroe 52 65 1128	
					297 A Ark.-Pine Bluff 58 60 0129	
					324 A Southern U. 65 61 0108	
					335 N UMES 63 66 1124	
					341 H Alabama St. 82 73 0101	
					347 A Alcorn 60 55 0106	
					347 H Alcorn 60 57 0203	
					348 H Alabama A&M 59 56 0103	
					350 A Mississippi Val. 67 72 0127	

Non-Div I Games: Fisk 60 53 Millans 84 46

DIV. I ONLY				5- 16	313	285	241	316			
DIV. I NON-CONF.				1- 8	320	184	136	318			
-----				-----							
Quadrant 1		Quadrant 2		Quadrant 3		Quadrant 4		TOTALS			
OVERALL	0-2		0-4		0-3		5-7	5- 16			
HOME	0-0		0-0		0-0		4-2	4- 2			
AWAY	0-2		0-4		0-3		1-5	1- 14			
NEUTRAL	0-0		0-0		0-0		0-0	0- 0			
NON-CONFERENCE	0-2		0-2		0-1		1-3	1- 8			
Q1: (H:1-30)(N:1-50)(A:1-75)				Q2: (H:31-75)(N:51-100)(A:76-135)		Q3: (H:76-160)(N:101-200)(A:136-240)		Q4: (H:161+)(N:201+)(A:241+)			
0-2 overall, 0-2 non_conference				0-4 overall, 0-2 non_conference		0-3 overall, 0-1 non_conference		5-7 overall, 1-3 non_conference			
RPI	S	Opponent	Score	RPI	S	Opponent	Score	RPI	S	Opponent	Score
7	A	Purdue	61 86 1210	93	A	Wright St.	52 60 1230	142	A	Oakland	74 82 0204
46	A	Gonzaga	71 101 1218	97	A	Bradley	53 68 1111	169	A	Washington St.	59 72 1216
				124	A	Northern Ky.	59 77 1228	221	A	Ill.-Chicago	62 71 0127
				125	A	Ball St.	64 83 1202				
								221	H	Ill.-Chicago	65 70 0104
								250	H	SIUE	81 82 1206
								254	H	Milwaukee	72 71 0110
								272	H	Morehead St.	67 61 1121
								276	A	Eastern Ill.	79 80 1117
								288	H	Detroit Mercy	81 66 0116
								288	A	Detroit Mercy	60 74 0202
								290	A	Western Ill.	77 90 1128
								319	A	Youngstown St.	62 85 0120
								326	A	Cleveland St.	67 70 0118
								337	A	Green Bay	67 63 0102
								337	H	Green Bay	67 61 0112

Non-Div I Games: Ind - Kokomo 87 76 Anderson (IN) 75 43

I
U
P
U
I

I
U
P
U
I

DIV. I ONLY		5- 12	291	326	279	317
DIV. I NON-CONF.		0- 7	337	239	101	347
Quadrant 1		Quadrant 2		Quadrant 3		Quadrant 4
OVERALL	0-1	0-2		1-5		4-4
HOME	0-0	0-0		0-0		3-3
AWAY	0-1	0-2		1-5		1-1
NEUTRAL	0-0	0-0		0-0		0-0
NON-CONFERENCE	0-1	0-2		0-3		0-1
Q1: (H:1-30)(N:1-50)(A:1-75) 0-1 overall, 0-1 non_conference		Q2: (H:31-75)(N:51-100)(A:(76-135) 0-2 overall, 0-2 non_conference		Q3: (H:76-160)(N:101-200)(A:136-240) 1-5 overall, 0-3 non_conference		Q4: (H:161+)(N:201+)(A:241+) 4-4 overall, 0-1 non_conference
RPI	S	Opponent	Score	RPI	S	Opponent
59	A	Georgia	65 68 1119	82	A	Ole Miss
				92	A	Baylor
					</	

Non-Div I Games: Texas Lutheran 80 42 Our Lady of the La 69 68 St Mary's (TX) 71 55

RPI	S	Opponent	Score
40	A	Florida St.	71 96 1206

RPI	S	Opponent	Score
99	A	Northwestern	75 79 1110
123	A	Memphis	71 83 1223

RPI	S	Opponent	Score
90	H	Bucknell	70 78 0117
122	H	Towson	72 95 1117
199	A	Fairfield	52 64 1114
204	A	Colgate	72 77 0120
213	A	Boston U.	55 64 0131
224	A	Army West Point	75 86 0102
227	A	Mt. St. Mary's	75 80 1202

RPI	S	Opponent	Score
213	H	Boston U.	68 65 0105
220	H	Drexel	66 62 1221
223	H	Navy	72 63 1229
224	H	Army West Point	79 68 0127
255	A	Lehigh	91 88 0124
299	A	UMass Lowell	75 83 1126
305	A	Holy Cross	57 64 0108
305	H	Holy Cross	57 73 0203
314	H	Lafayette	83 77 0114
322	H	Binghamton	64 77 1209
323	A	American	65 76 0111
342	A	Dartmouth	63 64 1128

Loyal Mary and

Non-Div I Games:	Goucher	97	45
------------------	---------	----	----

Youngstown St

■ Loss, ■ Non-Conf, S Site, H Home, A Away, N Neutral

DIV. I ONLY		5- 19	321	233	289	320
DIV. I NON-CONF.		2- 10	307	188	338	311
Quadrant 1		Quadrant 2		Quadrant 3		Quadrant 4
OVERALL	0-2	0-2		1-4		4-11
HOME	0-0	0-0		0-2		3-6
AWAY	0-1	0-1		1-1		1-3
NEUTRAL	0-1	0-1		0-1		0-2
NON-CONFERENCE	0-1	0-2		0-2		2-5
Q1: (H:1-30)(N:1-50)(A:1-75) 0-2 overall, 0-1 non_conference		Q2: (H:31-75)(N:51-100)(A:76-135) 0-2 overall, 0-2 non_conference		Q3: (H:76-160)(N:101-200)(A:136-240) 1-4 overall, 0-2 non_conference		Q4: (H:161+)(N:201+)(A:241+) 4-11 overall, 2-5 non_conference
RPI S Opponent Score	RPI S Opponent Score		RPI S Opponent Score		RPI S Opponent Score	
35 N West Virginia 78 84 1123	58 N Nebraska 59 84 1124		110 H Iona 64 98 0204		170 H Niagara 70 86 0107	
68 A Rider 57 60 0120	96 A Murray St. 63 100 1216		128 H Canisius 67 73 0202		199 H Fairfield 95 89 0113	
			184 N Oregon St. 46 65 1126		204 H Colgate 78 76 1206	
			226 A Brown 69 90 1222		215 N Monmouth 78 91 0127	
			236 A Manhattan 62 59 0130		224 H Army West Point 73 94 1118	
					224 N Army West Point 75 82 1202	
					236 H Manhattan 96 101 0102	
					255 H Lehigh 76 84 1111	
					260 A The Citadel 100 91 1201	
					284 A Quinnipiac 79 80 0110	
					284 H Quinnipiac 77 85 0125	
					287 H Siena 63 58 1229	
					287 A Siena 65 68 0118	
					299 A UMass Lowell 73 76 1115	
					325 H Stetson 76 79 1209	

Non-Div I Games:

DIV. I ONLY		3- 17	334	205	223	321
DIV. I NON-CONF.		3- 9	278	206	213	275
Quadrant 1		Quadrant 2		Quadrant 3		Quadrant 4
OVERALL	0-1	0-3		1-8		2-5
HOME	0-0	0-0		0-4		2-2
AWAY	0-1	0-3		1-4		0-3
NEUTRAL	0-0	0-0		0-0		0-0
NON-CONFERENCE	0-1	0-2		1-4		2-2
Q1: (H:1-30)(N:1-50)(A:1-75)		Q2: (H:31-75)(N:51-100)(A:(76-135)		Q3: (H:76-160)(N:101-200)(A:136-240)		Q4: (H:161+)(N:201+)(A:241+)
0-1 overall, 0-1 non_conference		0-3 overall, 0-2 non_conference		1-8 overall, 1-4 non_conference		2-5 overall, 2-2 non_conference
RPI	S	Opponent	Score	RPI	S	Opponent
31	A	Michigan	42 87 1126	78	A	Utah Valley
				87	A	UC Santa Barbara
				88	A	Montana
				84	H	UC Davis
				87	H	UC Santa Barbara
				136	A	Cal St. Fullerton
				139	A	UC Irvine
				143	H	Pacific
				151	H	Portland St.
				168	A	Seattle U
				183	A	California
				208	A	Grand Canyon
						</

Non-Div I Games: Western N M 75 57 UC Merced 91 46

UC
R
i
v
e
r
s
i
d
e

UC
R
i
v
e
r
s
i
d
e

DIV. I ONLY				8- 15				263				340				345				322											
DIV. I NON-CONF.				7- 6				162				339				351				255											
Quadrant 1				Quadrant 2				Quadrant 3				Quadrant 4				TOTALS															
OVERALL				0-0				0-3				1-4				7-8				8- 15											
HOME				0-0				0-1				1-0				3-4				4- 5											
AWAY				0-0				0-2				0-4				3-3				3- 9											
NEUTRAL				0-0				0-0				0-0				1-1				1- 1											
NON-CONFERENCE				0-0				0-2				0-1				7-3				7- 6											
Q1: (H:1-30)(N:1-50)(A:1-75) 0-0 overall, 0-0 non_conference								Q2: (H:31-75)(N:51-100)(A:(76-135) 0-3 overall, 0-2 non_conference								Q3: (H:76-160)(N:101-200)(A:136-240) 1-4 overall, 0-1 non_conference								Q4: (H:161+)(N:201+)(A:241+) 7-8 overall, 7-3 non_conference							
RPI	S	Opponent	Score	RPI	S	Opponent	Score	RPI	S	Opponent	Score	RPI	S	Opponent	Score																
				51	H	Vermont	54 68 0131	137	H	Albany (NY)	79 66 0115	204	H	Colgate	76 65 1202																
				104	A	Penn St.	65 80 1219	157	A	UMBC	57 69 0124	224	H	Army West Point	71 66 1206																
				113	A	Evansville	61 66 1118	207	A	George Mason	57 69 1116	246	N	Montana St.	64 74 1121																
								210	A	Hartford	65 97 0113	248	A	Cornell	84 94 1113																
								238	A	Stony Brook	66 77 0118	265	H	LIU Brooklyn	66 74 1222																
												299	H	UMass Lowell	71 79 0121																
												300	A	New Hampshire	67 71 0110																
												300	H	New Hampshire	52 57 0127																
												318	A	Loyola Maryland	77 64 1209																
												328	A	Sacred Heart	51 48 1217																
												330	H	Maine	73 76 0106																
												330	A	Maine	79 81 0203																
												332	H	Morgan St.	76 59 1110																
												345	N	CSUN	70 65 1122																
												351	A	Delaware St.	85 64 1129																

Non-Div I Games:	Hartwick	97 65	Flmira	113 65
------------------	----------	-------	--------	--------

B
i
n
g
h
a
m
t
o
n

B
i
n
g
h
a
m
t
o
n

American

■ Loss, ■ Non-Conf, S Site, H Home, A Away, N Neutral

S
o
u
t
h
e
r
n
U.

DIV. I ONLY		7- 14	272	343	321	324
DIV. I NON-CONF.		2- 9	300	180	121	291
Quadrant 1		Quadrant 2		Quadrant 3		Quadrant 4
OVERALL	0-2	0-4		0-2		7-6
HOME	0-0	0-0		0-0		6-1
AWAY	0-2	0-4		0-2		1-5
NEUTRAL	0-0	0-0		0-0		0-0
NON-CONFERENCE	0-2	0-4		0-2		2-1
Q1: (H:1-30)(N:1-50)(A:1-75) 0-2 overall, 0-2 non_conference		Q2: (H:31-75)(N:51-100)(A:76-135) 0-4 overall, 0-4 non_conference		Q3: (H:76-160)(N:101-200)(A:136-240) 0-2 overall, 0-2 non_conference		Q4: (H:161+)(N:201+)(A:241+) 7-6 overall, 2-1 non_conference
RPI S Opponent Score	RPI S Opponent Score		RPI S Opponent Score		RPI S Opponent Score	
8 A Duke 61 78 1117	92 A Baylor 60 80 1220		148 A Iowa 60 91 1210		258 A Texas Southern 66 78 0101	
73 A UCF 60 76 1209	114 A Marshall 74 83 1113		154 A Illinois 55 *** 1110		259 H Grambling 80 69 0106	
	118 A Missouri St. 58 86 1115				259 A Grambling 68 69 0203	
	130 A Tulane 76 95 1206				266 A Prairie View 74 78 0103	
					296 H UT Martin 69 66 1122	
					297 A Ark.-Pine Bluff 76 78 0113	
					302 A N.C. Central 67 80 1119	
					315 H Jackson St. 61 65 0108	
					341 H Alabama St. 63 61 0120	
					343 H Florida A&M 68 50 1214	
					347 H Alcorn 61 48 0127	
					348 H Alabama A&M 62 61 0122	
					350 A Mississippi Val. 78 70 0115	

S
o
u
t
h
e
r
n
U.

Non-Div I Games: Wilev	92 69	Ecclesia	98 57
------------------------	-------	----------	-------

142	A	Oakland	68	81	0112	253	A	Akron	57	67	1111
155	A	Kent St.	62	72	1202	254	H	Milwaukee	63	67	0106
159	A	Western Mich.	67	78	1206	254	A	Milwaukee	47	70	0127
170	A	Niagara	77	79	1219	273	A	East Carolina	69	72	1120
197	A	Rutgers	38	70	1114	275	H	Arkansas St.	75	72	1129
						288	A	Detroit Mercy	84	85	0110
						316	H	IUPUI	70	67	0118
						319	H	Youngstown St.	77	80	0101
						337	H	Green Bay	80	79	0104
						337	A	Green Bay	44	66	0125
						339	H	Coppin St.	80	56	1117

Non-Div I Games: Notre Dame (NH)	89	56
----------------------------------	----	----

DIV. I ONLY		6- 16	300	333	306	327
DIV. I NON-CONF.		2- 11	314	161	225	303
Quadrant 1		Quadrant 2		Quadrant 3		Quadrant 4
OVERALL	0-4	0-2		0-4		6-6
HOME	0-0	0-0		0-0		4-3
AWAY	0-4	0-2		0-4		2-3
NEUTRAL	0-0	0-0		0-0		0-0
NON-CONFERENCE	0-4	0-2		0-3		2-2
Q1: (H:1-30)(N:1-50)(A:1-75)		Q2: (H:31-75)(N:51-100)(A:76-135)		Q3: (H:76-160)(N:101-200)(A:136-240)		Q4: (H:161+)(N:201+)(A:241+)
0-4 overall, 0-4 non_conference		0-2 overall, 0-2 non_conference		0-4 overall, 0-3 non_conference		6-6 overall, 2-2 non_conference
RPI	S	Opponent	Score	RPI	S	Opponent
54	A	UCLA	68 96 1117	79	A	Boston College
62	A	NC State	71 103 1202	108	A	Furman
73	A	UCF	64 89 1221			
74	A	Col. of Charleston	64 80 1219			
RPI	S	Opponent	Score	RPI	S	Opponent
163	A	Wisconsin	50 85 1110	257	H	Central Ark.
164	A	Winthrop	61 86 1126	271	H	Jacksonville
198	A	Savannah St.	99 *** 0203	289	H	Norfolk St.
232	A	Yale	54 86 1114	298	A	Bethune-Cookman
				306	A	Presbyterian
				310	H	Charleston So.
				313	H	Hampton
				332	A	Morgan St.
				334	H	Howard
				335	H	UMES
				339	A	Coppin St.
				351	A	Delaware St.

Non-Div I Games:	Brevard	93 65	Morris	100 91
------------------	---------	-------	--------	--------

--	--	--	--

Non-Div I Games: Cal Lutheran	107	82
-------------------------------	-----	----

DIV. I ONLY		4- 19	329	276	313	330
DIV. I NON-CONF.		1- 12	332	321	305	350
<hr/>						
Quadrant 1		Quadrant 2		Quadrant 3		Quadrant 4
OVERALL	0-2	0-1		0-7		4-9
HOME	0-0	0-0		0-2		2- 6
AWAY	0-2	0-1		0-5		2- 11
NEUTRAL	0-0	0-0		0-0		0- 2
NON-CONFERENCE	0-1	0-1		0-3		1- 12
Q1: (H:1-30)(N:1-50)(A:1-75) 0-2 overall, 0-1 non_conference			Q2: (H:31-75)(N:51-100)(A:76-135) 0-1 overall, 0-1 non_conference		Q3: (H:76-160)(N:101-200)(A:136-240) 0-7 overall, 0-3 non_conference	
Q4: (H:161+)(N:201+)(A:241+) 4-9 overall, 1-7 non_conference						
RPI	S	Opponent	Score	RPI	S	Opponent
15	A	Texas Tech	44 83 1114	79	A	Boston College
51	A	Vermont	62 83 0115			
				137	H	Albany (NY)
				152	A	Georgetown
				157	H	UMBC
				157	A	UMBC
				194	A	Massachusetts
				195	A	Saint Joseph's
				238	A	Stony Brook

Non-Div I Games: Mc - Machias	104	51	Mc - Presque Isle	75	55
-------------------------------	-----	----	-------------------	----	----

DIV. I ONLY	3- 18	335	232	263	331
DIV. I NON-CONF.	1- 10	327	154	310	310
Quadrant 1		Quadrant 2	Quadrant 3		Quadrant 4
OVERALL	0-1	0-1	0-10		3-6
HOME	0-0	0-0	0-2		2-5
AWAY	0-1	0-0	0-7		1-1
NEUTRAL	0-0	0-1	0-1		0-0
NON-CONFERENCE	0-1	0-1	0-5		1-3
TOTALS					3- 18
					2- 7
					1- 9
					0- 2
					1- 10
Q1: (H:1-30)(N:1-50)(A:1-75)		Q2: (H:31-75)(N:51-100)(A:76-135)	Q3: (H:76-160)(N:101-200)(A:136-240)		Q4: (H:161+)(N:201+)(A:241+)
0-1 overall, 0-1 non_conference		0-1 overall, 0-1 non_conference	0-10 overall, 0-5 non_conference		3-6 overall, 1-3 non_conference
RPI S Opponent Score	RPI S Opponent Score	RPI S Opponent Score	RPI S Opponent Score	RPI S Opponent Score	RPI S Opponent Score
15 A Texas Tech 53 73 1216	82 N Ole Miss 62 79 1122	86 H Old Dominion 75 82 0104	209 H North Texas 78 85 0113	214 H UTRGV 67 69 1202	239 H Texas St. 66 74 1222
		134 H Georgia St. 54 75 1114		245 H Fla. Atlantic 62 63 0127	282 H Eastern Ky. 72 73 1110
		141 A SFA 62 81 1209		294 H FIU 73 64 0125	307 A UTEP 62 80 1230
		150 N UNLV 68 95 1120		308 H Charlotte 73 64 0106	346 A Northwestern St. 87 65 1117
		153 A UT Arlington 49 69 1129			
		158 A Louisiana Tech 54 69 0120			
		160 A New Mexico 69 78 1219			
		202 A UTSA 66 79 1228			
		203 A Southern Miss. 75 86 0118			
		209 A North Texas 70 74 0203			

Non-Div I Games: St Thomas Houst 70 59 St Edward's 91 86

Chicago St

■ Loss, ■ Non-Conf, S Site, H Home, A Away, N Neutral

DIV. I ONLY		5- 17	314	329	331	334
DIV. I NON-CONF.		1- 13	336	265	283	341
Quadrant 1		Quadrant 2		Quadrant 3		Quadrant 4
OVERALL	0-1	0-1		0-7		5-8
HOME	0-0	0-0		0-1		3- 2
AWAY	0-1	0-1		0-6		1-7
NEUTRAL	0-0	0-0		0-0		1-0
NON-CONFERENCE	0-1	0-1		0-6		1-5
Q1: (H:1-30)(N:1-50)(A:1-75) 0-1 overall, 0-1 non_conference		Q2: (H:31-75)(N:51-100)(A:(76-135) 0-1 overall, 0-1 non_conference		Q3: (H:76-160)(N:101-200)(A:136-240) 0-7 overall, 0-6 non_conference		Q4: (H:161+)(N:201+)(A:241+) 5-8 overall, 1-5 non_conference
RPI	S	Opponent	Score	RPI	S	Opponent
46	A	Gonzaga	69 106 1114	121	A	Indiana
				152	A	Georgetown
				156	H	Penn
				190	A	Hawaii
				191	A	Eastern Mich.
				198	A	Savannah St.
				205	A	George Washington
				206	A	Jacksonville St.
				200	H	N.C. A&T
				252	A	Liberty
				275	A	Arkansas St.
				285	N	UNCW
				286	A	South Fla.
				298	H	Bethune-Cookman
				302	H	N.C. Central
				307	A	UTEP
				323	A	American
				327	A	South Carolina St.
				335	A	UMES
				343	A	Florida A&M
				343	H	Florida A&M

Non-Div I Games: Central Penn 81 64 Washington Adven 76 65

DIV. I ONLY		3- 19	337	225	344	335									
DIV. I NON-CONF.		2- 11	314	50	261	253									
Quadrant 1		Quadrant 2		Quadrant 3		Quadrant 4									
OVERALL	0-4	0-2		0-5		3-8									
HOME	0-0	0-0		0-0		2-4									
AWAY	0-4	0-2		0-4		0-4									
NEUTRAL	0-0	0-0		0-1		1-0									
NON-CONFERENCE	0-4	0-2		0-4		2-1									
Q1: (H:1-30)(N:1-50)(A:1-75)		Q2: (H:31-75)(N:51-100)(A:76-135)		Q3: (H:76-160)(N:101-200)(A:136-240)		Q4: (H:161+)(N:201+)(A:241+)									
0-4 overall, 0-4 non_conference		0-2 overall, 0-2 non_conference		0-5 overall, 0-4 non_conference		3-8 overall, 2-1 non_conference									
RPI	S	Opponent	Score	RPI	S	Opponent	Score	RPI	S	Opponent	Score				
23	A	Creighton	36 87 1215	86	A	Old Dominion	44 83 1127	147	A	Drake	57 81 1222	200	H	N.C. A&T	64 66 0120
48	A	St. Bonaventure	48 96 1120	105	A	Iowa St.	49 55 1220	152	A	Georgetown	57 83 1118	252	A	Liberty	49 71 1208
55	A	Maryland	43 96 1112					174	N	Tennessee Tech	60 90 1125	298	H	Bethune-Cookman	84 89 0108
67	A	Virginia Tech	40 93 1210					198	A	Savannah St.	59 87 0113	302	H	N.C. Central	60 63 0122
								217	A	Duquesne	61 86 1204	313	H	Hampton	92 83 0106
												315	N	Jackson St.	66 63 1124
												323	H	American	74 70 1202
												327	A	South Carolina St.	62 66 0115
												332	A	Morgan St.	82 85 0103
												334	H	Howard	75 85 0127
												339	A	Coppin St.	68 71 0129

Non-Div I Games: Central Penn 74 69

Valley Forge 95 69

U

M

E

S

U

M

E

S

DIV. I ONLY		2- 18	342	210	259	336
DIV. I NON-CONF.		1- 9	322	88	73	289
Quadrant 1		Quadrant 2		Quadrant 3		Quadrant 4
OVERALL	0-3	0-3		0-5		2-7
HOME	0-0	0-0		0-0		2-4
AWAY	0-3	0-3		0-5		0-2
NEUTRAL	0-0	0-0		0-0		0-1
NON-CONFERENCE	0-3	0-3		0-1		1-2
Q1: (H:1-30)(N:1-50)(A:1-75)		Q2: (H:31-75)(N:51-100)(A:76-135)		Q3: (H:76-160)(N:101-200)(A:136-240)		Q4: (H:161+)(N:201+)(A:241+)
0-3 overall, 0-3 non_conference		0-3 overall, 0-3 non_conference		0-5 overall, 0-1 non_conference		2-7 overall, 1-2 non_conference
RPI	S	Opponent	Score	RPI	S	Opponent
21	A	Michigan St.	62 107 1218	77	A	Belmont
27	A	Providence	55 84 1110	83	A	Oklahoma St.
67	A	Virginia Tech	73 99 1121	120	A	Vanderbilt
141	A	SFA	82 *** 0131	202	A	UTSA
211	A	Southeastern La.	69 85 0117	219	A	Sam Houston St.
234	A	Lamar University	68 81 0113	234	A	Lamar University
181	H	Nicholls St.	71 72 0106	233	H	Abilene Christian
237	H	New Orleans	57 64 1230	239	H	Texas St.
256	A	Saint Peter's	74 76 1206	288	N	Detroit Mercy
309	H	McNeese	81 86 0120	317	A	A&M-Corpus Christi
349	H	Incarnate Word	102 86 0124			

Non-Div I Games: Arlington Baptist 108 67 Dallas Christian 96 66 Barclay 100 65

H
o
u
s
t
o
n
B
a
p
t
i
s
t

H
o
u
s
t
o
n
B
a
p
t
i
s
t

316	H	IUPUI	63	67	0102
316	A	IUPUI	61	67	0112
319	A	Youngstown St.	74	85	0106
319	H	Youngstown St.	85	67	0127
325	H	Stetson	71	83	1127
326	A	Cleveland St.	79	80	0104
326	H	Cleveland St.	66	44	0125
343	H	Florida A&M	57	50	1124

Green Bay

Green Bay

Non-Div I Games: Lakeland	98	27	Wis.-Parkside	86	50	Rockford	108	64
---------------------------	----	----	---------------	----	----	----------	-----	----

L
o
n
g
w
o
o
d

DIV. I ONLY				3- 19				260				335				338															
DIV. I NON-CONF.				0- 10				337				193				333				348											
Quadrant 1				Quadrant 2				Quadrant 3				Quadrant 4				TOTALS															
OVERALL				0-1				0-2				0-5				3-11				3- 19											
HOME				0-0				0-0				0-1				2-7				2- 8											
AWAY				0-1				0-2				0-4				1-3				1- 10											
NEUTRAL				0-0				0-0				0-0				0-1				0- 1											
NON-CONFERENCE				0-1				0-1				0-3				0-5				0- 10											
Q1: (H:1-30)(N:1-50)(A:1-75) 0-1 overall, 0-1 non_conference								Q2: (H:31-75)(N:51-100)(A:(76-135) 0-2 overall, 0-1 non_conference								Q3: (H:76-160)(N:101-200)(A:136-240) 0-5 overall, 0-3 non_conference								Q4: (H:161+)(N:201+)(A:241+) 3-11 overall, 0-5 non_conference							
RPI	S	Opponent	Score		RPI	S	Opponent	Score		RPI	S	Opponent	Score		RPI	S	Opponent	Score													
43	A	Arizona St.	61	95	1219	106	A	UNCG	40	71	1121	138	A	Radford	63	70	0118	164	H	Winthrop	78	95	0124								
						119	A	UNC Asheville	80	90	0109	141	H	SFA	61	74	1111	180	H	Saint Francis (PA)	56	83	1118								
												154	A	Illinois	45	92	1213	230	H	Gardner-Webb	79	73	0106								
												208	A	Grand Canyon	56	86	1221	242	N	Delaware	57	65	1122								
												230	A	Gardner-Webb	57	60	0127	248	H	Cornell	62	69	1216								
																		252	A	Liberty	58	51	0112								
																		252	H	Liberty	55	67	0203								
																		263	H	High Point	55	75	0121								
																		279	H	Campbell	76	62	0115								
																		293	H	Columbia	77	87	1114								
																		295	A	VMI	70	81	1209								
																		306	H	Presbyterian	65	78	0103								
																		306	A	Presbyterian	62	67	0201								
																		310	A	Charleston So.	43	84	1230								

L
o
n
g
w
o
o
d

Non-Div I Games:	Bluefield St	84	59	Fayetteville St	61	52	N.C. Wesleyan	107	78
------------------	--------------	----	----	-----------------	----	----	---------------	-----	----

DIV. I ONLY		4- 21	332	282	297	339
DIV. I NON-CONF.		0- 15	337	124	169	331
<hr/>						
Quadrant 1		Quadrant 2		Quadrant 3		Quadrant 4
TOTALS		TOTALS		TOTALS		TOTALS
OVERALL	0-2	0-3	0-6	4-10	4- 21	
HOME	0-0	0-0	0-0	4-3	4- 3	
AWAY	0-2	0-3	0-6	0-7	0- 18	
NEUTRAL	0-0	0-0	0-0	0-0	0- 0	
NON-CONFERENCE	0-2	0-3	0-5	0-5	0- 15	
Q1: (H:1-30)(N:1-50)(A:1-75) 0-2 overall, 0-2 non_conference		Q2: (H:31-75)(N:51-100)(A:76-135) 0-3 overall, 0-3 non_conference		Q3: (H:76-160)(N:101-200)(A:136-240) 0-6 overall, 0-5 non_conference		Q4: (H:161+)(N:201+)(A:241+) 4-10 overall, 0-5 non_conference
RPI S Opponent Score	RPI S Opponent Score	RPI S Opponent Score	RPI S Opponent Score	RPI S Opponent Score	RPI S Opponent Score	RPI S Opponent Score
11 A Cincinnati 54 97 1116	95 A Oregon 54 70 1110	140 A Georgia Tech 62 76 1227	198 H Savannah St. 71 80 0106			
35 A West Virginia 38 77 1220	98 A UConn 59 72 1209	152 A Georgetown 60 76 1203	223 H Navy 53 70 1206			
	104 A Penn St. 43 88 1230	157 A UMBC 74 81 1212	227 H Mt. St. Mary's 53 66 1222			
		197 A Rutgers 39 64 1119	250 A Central Conn. St. 71 74 1121			
		200 A N.C. A&T 47 60 0115	273 A East Carolina 50 76 1112			
		229 A Ohio 37 80 1201	289 A Norfolk St. 67 75 0103			
			298 A Bethune-Cookman 60 80 0203			
			302 A N.C. Central 61 81 0113			
			313 A Hampton 59 70 0131			
			326 A Cleveland St. 56 80 1117			
			327 H South Carolina St. 73 65 0127			
			332 H Morgan St. 80 73 0120			
			335 H UMES 71 68 0129			
			343 H Florida A&M 79 78 0108			

C
o
p
y
i
n
S
t

Non-Div I Games:

B
r
y
a
n
t

■ Loss, ■ Non-Conf, S Site, H Home, A Away, N Neutral

DIV. I ONLY		2- 20	344	280	250	344
DIV. I NON-CONF.		1- 12	332	199	282	328
Quadrant 1		Quadrant 2		Quadrant 3		Quadrant 4
OVERALL	0-3	0-4		0-4		2-9
HOME	0-0	0-0		0-1		1-4
AWAY	0-3	0-4		0-2		0-5
NEUTRAL	0-0	0-0		0-1		1-0
NON-CONFERENCE	0-3	0-2		0-3		1-4
Q1: (H:1-30)(N:1-50)(A:1-75) 0-3 overall, 0-3 non_conference		Q2: (H:31-75)(N:51-100)(A:76-135) 0-4 overall, 0-2 non_conference		Q3: (H:76-160)(N:101-200)(A:136-240) 0-4 overall, 0-3 non_conference		Q4: (H:161+)(N:201+)(A:241+) 2-9 overall, 1-4 non_conference
RPI	S	Opponent	Score	RPI	S	Opponent
23	A	Creighton	62 116 1220	115	A	Lipscomb
59	A	Georgia	65 74 1114	117	A	Minnesota
70	A	Kansas St.	49 86 1205	119	A	UNC Asheville
				135	A	FGCU

Non-Div I Games: Paine	79	59	North Greenville	80	59	Allen	85	66	Coastal Ga	83	75
------------------------	----	----	------------------	----	----	-------	----	----	------------	----	----

DIV. I ONLY		3- 18	335	318	269	345	
DIV. I NON-CONF.		1- 11	330	341	335	351	
Quadrant 1		Quadrant 2		Quadrant 3		Quadrant 4	
OVERALL	0-0	0-4		0-6		3-8	
HOME	0-0	0-0		0-2		2-4	
AWAY	0-0	0-4		0-4		1-2	
NEUTRAL	0-0	0-0		0-0		0-2	
NON-CONFERENCE	0-0	0-2		0-3		1-6	
Q1: (H:1-30)(N:1-50)(A:1-75)		Q2: (H:31-75)(N:51-100)(A:76-135)		Q3: (H:76-160)(N:101-200)(A:136-240)		Q4: (H:161+)(N:201+)(A:241+)	
0-0 overall, 0-0 non_conference		0-4 overall, 0-2 non_conference		0-6 overall, 0-3 non_conference		3-8 overall, 1-6 non_conference	
RPI	S Opponent	Score	RPI S Opponent	Score	RPI S Opponent	Score	
			84 A UC Davis	56 63 0125	84 H UC Davis	56 63 0201	
			87 A UC Santa Barbara	51 75 0203	139 H UC Irvine	54 71 0113	
			88 A Montana	68 86 1203	173 A Eastern Wash.	58 86 1217	
			102 A Fresno St.	73 89 1113	183 A California	63 83 1128	
					201 A Long Beach St.	70 80 0110	
					207 A George Mason	73 78 1118	
						190 H Hawaii	46 65 0106
						201 H Long Beach St.	66 70 0127
						241 N Southeast Mo. St.	59 74 1121
						277 H Cal Poly	72 54 0120
						278 A Sacramento St.	61 66 1219
						280 A Idaho St.	66 74 1206
						280 H Idaho St.	55 67 1223
						283 H Loyola Marymount	57 74 1209
						321 A UC Riverside	66 57 0117
						322 N Binghamton	65 70 1122
						332 H Morgan St.	79 69 1230

Non-Div I Games: San Diego Christia 93 63

I IFF Pacific 76 50

CSUN

CSUN

DIV. I ONLY				1- 17	348	286	270	346			
DIV. I NON-CONF.				1- 6	319	223	3	272			
Quadrant 1				Quadrant 2		Quadrant 3		Quadrant 4			
OVERALL				0-4	0-0	0-6		1-7			
HOME				0-0	0-0	0-1		0-5			
AWAY				0-4	0-0	0-5		1-2			
NEUTRAL				0-0	0-0	0-0		0-0			
NON-CONFERENCE				0-4	0-0	0-1		1-1			
TOTALS								1- 17			
								0- 6			
								1- 11			
								0- 0			
								1- 6			
Q1: (H:1-30)(N:1-50)(A:1-75)				Q2: (H:31-75)(N:51-100)(A:76-135)		Q3: (H:76-160)(N:101-200)(A:136-240)		Q4: (H:161+)(N:201+)(A:241+)			
0-4 overall, 0-4 non_conference				0-0 overall, 0-0 non_conference		0-6 overall, 0-1 non_conference		1-7 overall, 1-1 non_conference			
RPI	S	Opponent	Score	RPI	S	Opponent	Score	RPI	S	Opponent	Score
14	A	Oklahoma	68 105 1219					233	H	Abilene Christian	58 69 0113
36	A	Texas	59 105 1110					237	H	New Orleans	67 73 0124
56	A	Utah	62 84 1220					257	H	Central Ark.	78 95 0127
69	A	SMU	35 81 1115					281	A	La.-Monroe	76 61 1121
								309	A	McNeese	63 72 1230
								309	H	McNeese	62 75 0203
								317	A	A&M-Corpus Christi	65 67 0103
								331	H	Rice	65 87 1117

DIV. I ONLY		3- 16	333	348	274	347
DIV. I NON-CONF.		0- 9	337	198	6	336
Quadrant 1		Quadrant 2		Quadrant 3		Quadrant 4
OVERALL	0-2	0-4		0-1		3-9
HOME	0-0	0-0		0-0		2- 3
AWAY	0-2	0-4		0-1		1- 6
NEUTRAL	0-0	0-0		0-0		0- 0
NON-CONFERENCE	0-2	0-4		0-1		0- 9
Q1: (H:1-30)(N:1-50)(A:1-75)		Q2: (H:31-75)(N:51-100)(A:76-135)		Q3: (H:76-160)(N:101-200)(A:136-240)		Q4: (H:161+)(N:201+)(A:241+)
0-2 overall, 0-2 non_conference		0-4 overall, 0-4 non_conference		0-1 overall, 0-1 non_conference		3-9 overall, 0-2 non_conference
RPI S Opponent Score			RPI S Opponent Score			RPI S Opponent Score
23 A Creighton 72 109 1112			92 A Baylor 61 78 1117			232 H Yale 73 87 1122
75 A LSU 59 99 1110			105 A Iowa St. 58 78 1210			257 A Central Ark. 76 102 1119
			120 A Vanderbilt 51 92 1222			258 A Texas Southern 70 85 0103
			130 A Tulane 65 81 1129			259 H Grambling 61 72 0108
						266 A Prairie View 64 76 0101
						297 A Ark.-Pine Bluff 59 71 0115
						315 H Jackson St. 55 60 0106
						315 A Jackson St. 57 60 0203
						324 A Southern U. 48 61 0127
						341 H Alabama St. 81 64 0122
						348 H Alabama A&M 68 52 0120
						350 A Mississippi Val. 77 63 0113

Non-Div I Games:	Concordia (Al)	103 56	Blue Mountain (MS)	83 56	Rust	89 50	Fisk	77 69
------------------	----------------	--------	--------------------	-------	------	-------	------	-------

DIV. I ONLY		2- 21	345	332	326	348
DIV. I NON-CONF.		0- 13	337	163	154	338
Quadrant 1		Quadrant 2		Quadrant 3		Quadrant 4
OVERALL	0-2	0-1		0-8		2-10
HOME	0-0	0-0		0-1		1-4
AWAY	0-2	0-1		0-6		1-6
NEUTRAL	0-0	0-0		0-1		0-0
NON-CONFERENCE	0-2	0-1		0-8		0-2
Q1: (H:1-30)(N:1-50)(A:1-75)		Q2: (H:31-75)(N:51-100)(A:76-135)		Q3: (H:76-160)(N:101-200)(A:136-240)		Q4: (H:161+)(N:201+)(A:241+)
0-2 overall, 0-2 non_conference		0-1 overall, 0-1 non_conference		0-8 overall, 0-8 non_conference		2-10 overall, 0-2 non_conference
RPI S Opponent Score	RPI S Opponent Score		RPI S Opponent Score		RPI S Opponent Score	
31 A Michigan 47 97 1221	117 A Minnesota 57 100 1121		134 H Georgia St. 53 63 1129		203 H Southern Miss. 54 69 1213	
39 A Alabama 67 104 1117			152 A Georgetown 49 89 1223		258 H Texas Southern 56 58 0127	
			170 A Niagara 74 96 1124		259 A Grambling 71 64 0101	
			172 A UAB 58 90 1216		266 H Prairie View 67 88 0129	
			175 A DePaul 59 83 1211		291 A Samford 68 87 1113	
			178 A Austin Peay 47 67 1202		297 H Ark.-Pine Bluff 62 69 0106	
			195 N Western Caro. 72 82 1125		297 A Ark.-Pine Bluff 62 80 0203	
			229 A Ohio 53 61 1111		315 A Jackson St. 56 59 0103	
					324 A Southern U. 61 62 0122	
					341 A Alabama St. 67 70 0113	
					347 A Alcorn 52 68 0120	
					350 H Mississippi Val. 65 55 0108	

Non-Div I Games:

A
l
a
b
a
m
a
&
M

A
l
a
b
a
m
a
&
M

In
c
a
r
n
a
t
e
W
o
r
d

GmDte OT

Mississippi Valley:

■ Loss, ■ Non-Conf, S Site, H Home, A Away, N Neutral

Delaware St.

■ Loss, ■ Non-Conf, S Site, H Home, A Away, N Neutral