

**WINNING
PCT. RANK**

**TEAM
RPI**

.60936

(10)

V
i
l
l
a
n
o
v
a

Average RPI Win:

91

WON-LOST
RECORDWINNING
PCT. RANKSTRENGTH OF
SCHEDULEOPP. STRENGTH
OF SCHEDULETEAM
RPI

SOS w/in Conf

Average RPI Loss:

58

.66632

(2)

DIV. I ONLY

DIV. I NON-CONF.

23- 3

12- 1

3

7

15

58

2

1

3

7

RPI 1-50

OVERALL

HOME

AWAY

NEUTRAL

NON-CONFERENCE

6- 1

3- 0

2- 1

1- 0

2- 0

RPI 51-100

9- 2

5- 1

3- 0

1- 1

4- 1

RPI 101-200

6- 0

4- 0

1- 0

1- 0

4- 0

RPI 201+

2- 0

1- 0

1- 0

0- 0

2- 0

TOTALS

23- 3

13- 1

7- 1

3- 1

12- 1

RPI 1-50				Team's RPI: 3				RPI 51-100				RPI 101-200				RPI 201+						
RPI	S	Opponent	Score					RPI	S	Opponent	Score	RPI	S	Opponent	Score	RPI	s	Opponent	Score			
1	H	Baylor	73 68	0201				51	H	Kansas St.	90 88	0103	116	H	Davidson	89 71	1217	211	H	Long Beach St.	91 61	1129
10	A	Kentucky	79 73	0128				51	A	Kansas St.	74 71	0206	145	H	Siena	86 65	1118	220	A	UNLV	71 53	1222
15	N	Duke	77 75	1115				52	N	Georgia	65 54	1122	150	H	Texas	79 67	0121					
29	A	West Virginia	69 85	0124				55	A	Iowa St.	76 72	0116	173	A	Oklahoma	81 70	0110					
29	H	West Virginia	84 80	0213				55	H	Iowa St.	89 92	0204	174	N	UAB	83 63	1121					
30	H	Oklahoma St.	87 80	0114				67	H	UNC Asheville	95 57	1125	183	H	UMKC	105 62	1206					
39	A	TCU	86 80	1230				75	H	Stanford	89 74	1203										
								84	H	Nebraska	89 72	1210										
								86	H	Texas Tech	85 68	0107										
								86	A	Texas Tech	80 79	0211										
								91	N	Indiana	99 103	1111										

Non-Div I Games:

Average RPI Win:

107

WON-LOST
RECORDWINNING
PCT. RANKSTRENGTH OF
SCHEDULEOPP. STRENGTH
OF SCHEDULETEAM
RPI

SOS w/in Conf

Average RPI Loss:

13

.64574

(11)

DIV. I ONLY				21- 5				20				5				8				4			
DIV. I NON-CONF.				12- 1				7				10				32				3			
RPI 1-50				RPI 51-100				RPI 101-200				RPI 201+				TOTALS							
OVERALL				5- 5				6- 0				7- 0				3- 0				21- 5			
HOME				4- 1				2- 0				5- 0				2- 0				13- 1			
AWAY				0- 3				3- 0				1- 0				1- 0				5- 3			
NEUTRAL				1- 1				1- 0				1- 0				0- 0				3- 1			
NON-CONFERENCE				3- 1				1- 0				6- 0				2- 0				12- 1			

RPI 1-50				Team's RPI: 4				RPI 51-100				RPI 101-200				RPI 201+			
RPI	S	Opponent	Score					RPI	S	Opponent	Score					RPI	s	Opponent	Score
1	N	Baylor	63	66	1125			54	H	Miami (FL)	71 66 0211					104	H	William & Mary	91 58 1114
10	H	Kentucky	73	70	1221			60	H	Pittsburgh	85 80 0111					108	H	North Carolina St.	85 60 0129
11	A	Florida St.	68	73	0121			60	A	Pittsburgh	106 51 0124					119	H	Texas Southern	102 71 1210
14	H	Virginia	53	61	1228			76	A	Georgia Tech	65 50 0107					143	N	Old Dominion	68 62 1123
14	A	Virginia	55	71	0206			78	A	Syracuse	76 72 0213					177	H	Southern Ill.	74 51 1207
15	H	Duke	78	69	0114			91	N	Indiana	77 62 1231					180	A	Grand Canyon	79 70 1203
19	H	Purdue	71	64	1130											188	H	Evansville	78 47 1111
25	A	Notre Dame	70	77	0104														
45	N	Wichita St.	62	52	1124														
50	H	Clemson	92	60	0119														

L
o
u
i
s
v
i
l
l
e

Non-Div I Games:

G
o
n
z
a
g
a

Loss, Non-Conf, S Site, H Home, A Away, N Neutral

Average RPI Win: **129**
Average RPI Loss: **8**

WON-LOST
RECORD

WINNING
PCT. RANK

STRENGTH OF
SCHEDULE

OPP. STRENGTH
OF SCHEDULE

TEAM
RPI

SOS w/in Conf
.60295 (8)

DIV. I ONLY				23- 3				3				29				52				6			
DIV. I NON-CONF.				11- 2				18				27				73				17			
RPI 1-50				RPI 51-100				RPI 101-200				RPI 201+				TOTALS							
OVERALL				5- 3				6- 0				8- 0				4- 0				23- 3			
HOME				1- 0				4- 0				7- 0				2- 0				14- 0			
AWAY				3- 1				1- 0				0- 0				2- 0				6- 1			
NEUTRAL				1- 2				1- 0				1- 0				0- 0				3- 2			
NON-CONFERENCE				1- 2				3- 0				4- 0				3- 0				11- 2			

RPI 1-50				Team's RPI: 6				RPI 51-100				RPI 101-200				RPI 201+			
RPI	S	Opponent	Score					RPI	S	Opponent	Score	RPI	S	Opponent	Score	RPI	s	Opponent	Score
5	N	Gonzaga	62	69	1203			73	H	New Mexico	77 46 1220	107	H	Colorado	82 73 0107	245	A	Missouri	79 60 1210
7	A	Oregon	58	85	0204			75	A	Stanford	91 52 0101	119	H	Texas Southern	85 63 1130	289	A	Oregon St.	71 54 0202
12	N	Butler	65	69	1125			75	H	Stanford	74 67 0208	129	N	Santa Clara	69 61 1124	299	H	Sacred Heart	95 65 1118
23	A	UCLA	96	85	0121			80	H	Utah	66 56 0105	132	H	Arizona St.	91 75 0112	307	H	Northern Colo.	71 55 1121
31	A	Southern California	73	66	0119			90	N	Texas A&M	67 63 1217	155	H	Washington St.	79 62 0126				
33	A	California	67	62	1230			96	H	CSU Bakersfield	78 66 1115	162	H	UC Irvine	79 57 1206				
33	H	California	62	57	0211							180	H	Grand Canyon	64 54 1214				
40	N	Michigan St.	65	63	1111							192	H	Washington	77 66 0129				

A
r
i
z
o
n
a

A
r
i
z
o
n
a

Non-Div I Games:

Florida

Average RPI Win: 113

Average RPI Loss: 23

WON-LOST RECORD

WINNING PCT. RANK

(OFFICIAL) Through Games Of Feb. 14, 2017

STRENGTH OF SCHEDULE

OPP. STRENGTH OF SCHEDULE

TEAM RPI

SOS w/in Conf .59409 (8)

DIV. I ONLY	21- 5	20	18	15	9
DIV. I NON-CONF.	10- 3	41	9	33	8

RPI 1-50		RPI 51-100		RPI 101-200		RPI 201+		TOTALS	
OVERALL	4- 4	9- 1		3- 0		4- 0		21- 5	
HOME	2- 0	3- 1		0- 0		2- 0		7- 1	
AWAY	1- 2	3- 0		2- 0		1- 0		7- 2	
NEUTRAL	1- 2	3- 0		1- 0		1- 0		7- 2	
NON-CONFERENCE	1- 3	3- 0		2- 0		3- 0		10- 3	

RPI 1-50				Team's RPI: 9			
RPI	S	Opponent	Score	RPI	S	Opponent	Score
5	N	Gonzaga	72 77 1125	52	H	Georgia	80 76 0114
10	H	Kentucky	88 66 0204	52	A	Georgia	72 60 0207
11	A	Florida St.	78 83 1211	54	N	Miami (FL)	65 56 1127
15	N	Duke	74 84 1206	61	H	Ole Miss	70 63 0103
21	A	South Carolina	53 57 0118	62	N	Belmont	78 61 1121
44	H	Tennessee	83 70 0107	64	H	Vanderbilt	66 68 0121
48	A	Arkansas	81 72 1229	71	A	Auburn	114 95 0214
49	N	Seton Hall	81 76 1124	74	A	Alabama	80 67 0110
				90	H	Texas A&M	71 62 0211
				94	N	FGCU	80 59 1111

RPI 101-200			
RPI	S	Opponent	Score
102	N	St. Bonaventure	73 66 1117
151	A	LSU	106 71 0125
173	A	Oklahoma	84 52 0128

RPI 201+			
RPI	s	Opponent	Score
201	N	Mercer	76 54 1113
235	N	Charlotte	87 46 1217
244	H	Little Rock	94 71 1221
245	H	Missouri	93 54 0202
258	A	North Florida	91 60 1201

Florida

Non-Div I Games:

Kentucky

Kentucky

Average RPI Win:

113

WON-LOST
RECORDWINNING
PCT. RANKSTRENGTH OF
SCHEDULEOPP. STRENGTH
OF SCHEDULETEAM
RPI

SOS w/in Conf

Average RPI Loss:

54

.6999

(1)

DIV. I ONLY				21- 5				20				26				18				11			
DIV. I NON-CONF.				12- 1				7				164				43				29			
RPI 1-50				RPI 51-100				RPI 101-200				RPI 201+				TOTALS							
OVERALL				9- 2				3- 3				4- 0				5- 0				21- 5			
HOME				8- 0				1- 0				3- 0				4- 0				16- 0			
AWAY				1- 2				1- 2				0- 0				0- 0				2- 4			
NEUTRAL				0- 0				1- 1				1- 0				1- 0				3- 1			
NON-CONFERENCE				2- 0				2- 1				3- 0				5- 0				12- 1			

RPI 1-50				Team's RPI: 11				RPI 51-100				RPI 101-200				RPI 201+			
RPI	S	Opponent	Score					RPI	S	Opponent	Score					RPI	s	Opponent	Score
4	H	Louisville	73 68	0121				54	A	Miami (FL)	75 57	0201				105	H	Iona	99 78 1115
8	A	North Carolina	83 96	0114				69	N	Illinois	72 61	1125				108	H	North Carolina St.	95 71 0208
9	H	Florida	83 78	1211				76	A	Georgia Tech	56 78	0125				134	N	George Washington	67 48 1204
14	A	Virginia	60 58	1231				78	A	Syracuse	72 82	0128				167	H	Samford	76 68 1219
15	H	Duke	88 72	0110				82	H	Winthrop	100 86	1118							
25	H	Notre Dame	83 80	0118				83	N	Temple	86 89	1124							
25	A	Notre Dame	72 84	0211															
26	H	Minnesota	75 67	1128															
32	H	Virginia Tech	93 78	0107															
36	H	Wake Forest	88 72	1228															
50	H	Clemson	109 61	0205															

F
l
o
r
i
d
a
s
t
.

Non-Div I Games:

Average RPI Win: **103**
Average RPI Loss: **22**

WON-LOST
RECORD

WINNING
PCT. RANK

STRENGTH OF
SCHEDULE

OPP. STRENGTH
OF SCHEDULE

TEAM
RPI

SOS w/in Conf
.67133 (1)

DIV. I ONLY		18- 7	46	4	4	13		
DIV. I NON-CONF.		10- 3	41	13	4	10		
		RPI 1-50		RPI 51-100		RPI 101-200		RPI 201+
OVERALL		4- 6		5- 0		7- 1		2- 0
HOME		2- 2		4- 0		5- 0		1- 0
AWAY		1- 4		1- 0		1- 1		0- 0
NEUTRAL		1- 0		0- 0		1- 0		1- 0
NON-CONFERENCE		2- 2		2- 0		5- 1		1- 0
								TOTALS
								18- 7
								12- 2
								3- 5
								3- 0
								10- 3

RPI 1-50		Team's RPI: 13		RPI 51-100		RPI 101-200		RPI 201+	
RPI	S	Opponent	Score	RPI	S	Opponent	Score	RPI	s Opponent
1	A	Baylor	61 76 1203	59	A	Georgetown	81 76 1231	107	A Colorado
2	A	Villanova	54 79 0110	59	H	Georgetown	86 75 0122	115	H Lehigh
2	H	Villanova	57 73 0211	68	H	Providence	82 56 1228	117	H Buffalo
12	A	Butler	78 83 0114	80	H	Utah	77 69 1210	123	H St. John's (NY)
16	A	Cincinnati	78 86 0126	92	H	North Dakota St.	85 55 1129	123	A St. John's (NY)
17	H	Creighton	67 72 0116					128	N UNI
17	A	Creighton	82 80 0204					128	H UNI
36	H	Wake Forest	69 65 1217					133	H Eastern Wash.
49	H	Seton Hall	72 70 0201						
50	N	Clemson	83 77 1118						

RPI	s Opponent	Score
232	H DePaul	72 61 0208
245	N Missouri	83 82 1117

X
a
v
i
e
r

X
a
v
i
e
r

Non-Div I Games:

Average RPI Win: 118
Average RPI Loss: 35

WON-LOST
RECORD

WINNING
PCT. RANK

STRENGTH OF
SCHEDULE

OPP. STRENGTH
OF SCHEDULE

TEAM
RPI

SOS w/in Conf
.66938 (5)

DIV. I ONLY				18- 6				39				13				29				14			
DIV. I NON-CONF.				10- 2				32				49				102				22			
RPI 1-50				RPI 51-100				RPI 101-200				RPI 201+				TOTALS							
OVERALL				7- 4				3- 2				3- 0				5- 0				18- 6			
HOME				3- 2				2- 0				1- 0				4- 0				10- 2			
AWAY				4- 2				0- 2				1- 0				1- 0				6- 4			
NEUTRAL				0- 0				1- 0				1- 0				0- 0				2- 0			
NON-CONFERENCE				1- 2				2- 0				3- 0				4- 0				10- 2			

RPI 1-50				Team's RPI: 14				RPI 51-100				RPI 101-200				RPI 201+									
RPI	S	Opponent	Score					RPI	S	Opponent	Score	RPI	S	Opponent	Score	RPI	s	Opponent	Score						
2	A	Villanova	59	61	0129			60	A	Pittsburgh	76	88	0104	106	N	Iowa	74	41	1125	202	A	Boston College	71	54	0118
4	A	Louisville	61	53	1228			65	H	Ohio St.	63	61	1130	110	H	Yale	62	38	1120	233	H	East Carolina	76	53	1206
4	H	Louisville	71	55	0206			68	N	Providence	63	52	1126	122	A	UNCG	76	51	1111	267	H	Robert Morris	79	39	1217
11	H	Florida St.	58	60	1231			76	H	Georgia Tech	62	49	0121							338	H	Grambling	90	34	1122
25	A	Notre Dame	71	54	0124			78	A	Syracuse	62	66	0204							347	H	St. Francis Brooklyn	72	32	1115
29	H	West Virginia	57	66	1203																				
32	H	Virginia Tech	71	48	0201																				
32	A	Virginia Tech	78	80	0212																				
33	A	California	56	52	1221																				
36	H	Wake Forest	79	62	0108																				
50	A	Clemson	77	73	0114																				

V
i
r
g
i
n
i
a

V
i
r
g
i
n
i
a

Non-Div I Games:

Average RPI Win:

117

Average RPI Loss:

32

WON-LOST
RECORD

WINNING
PCT. RANK

STRENGTH OF
SCHEDULE

OPP. STRENGTH
OF SCHEDULE

TEAM
RPI

SOS w/in Conf
.65206 (10)

20- 5

12- 1

27

7

30

91

6

13

15

13

<

D
u
k
e

D
u
k
e

Non-Div I Games:

Average RPI Win:

149

WON-LOST
RECORDWINNING
PCT. RANKSTRENGTH OF
SCHEDULEOPP. STRENGTH
OF SCHEDULETEAM
RPI

SOS w/in Conf

.53607

(9)

DIV. I ONLY

DIV. I NON-CONF.

22- 3

11- 2

6

18

63

40

74

48

16

15

RPI 1-50

OVERALL

HOME

AWAY

NEUTRAL

NON-CONFERENCE

2- 3

2- 0

0- 2

0- 1

1- 2

RPI 51-100

5- 0

1- 0

3- 0

1- 0

2- 0

RPI 101-200

8- 0

7- 0

1- 0

0- 0

5- 0

RPI 201+

7- 0

5- 0

2- 0

0- 0

3- 0

TOTALS

22- 3

15- 0

6- 2

1- 1

11- 2

RPI 1-50

Team's RPI: 16

RPI

S

Opponent

Score

12

A

Butler

65

75

1210

13

H

Xavier

86

78

0126

18

H

SMU

66

64

0112

18

A

SMU

51

60

0212

42

N

Rhode Island

71

76

1119

RPI 51-100

RPI

S

Opponent

Score

55

A

Iowa St.

55

54

1201

58

A

Houston

67

58

0107

77

N

Penn St.

71

50

1120

83

A

Temple

56

50

1228

83

H

Temple

81

74

0118

RPI 101-200

RPI

S

Opponent

Score

112

H

UCF

60

50

0208

118

A

Tulsa

57

55

0201

119

H

Texas Southern

96

58

1213

121

H

UConn

82

68

0204

126

H

Marshall

93

91

1222

149

H

Lipscomb

91

68

1126

159

H

Albany (NY)

74

51

1114

167

H

Samford

70

55

1123

RPI 201+

RPI

s

Opponent

Score

233

A

East Carolina

55

46

0115

236

H

Bowling Green

85

56

1204

255

H

Fairleigh Dickinson

119

68

1217

273

H

Brown

84

55

1111

276

H

Tulane

92

56

0101

276

A

Tulane

78

61

0121

279

H

South Fla.

94

53

0129

Cincinnati

Cincinnati

Non-Div I Games:

S
M
U

OT

Average RPI Win: **133**
 Average RPI Loss: **44**

WON-LOST
RECORD

WINNING
PCT. RANK

STRENGTH OF
SCHEDULE

OPP. STRENGTH
OF SCHEDULE

TEAM
RPI

SOS w/in Conf
.6228 (10)

DIV. I ONLY				21- 5				20				50				34				19			
DIV. I NON-CONF.				11- 2				18				129				60				33			
RPI 1-50				RPI 51-100				RPI 101-200				RPI 201+				TOTALS							
OVERALL				5- 3				5- 1				6- 1				5- 0				21- 5			
HOME				2- 2				2- 0				4- 0				5- 0				13- 2			
AWAY				2- 1				2- 1				0- 1				0- 0				4- 3			
NEUTRAL				1- 0				1- 0				2- 0				0- 0				4- 0			
NON-CONFERENCE				1- 2				1- 0				4- 0				5- 0				11- 2			

RPI 1-50				Team's RPI: 19				RPI 51-100				RPI 101-200				RPI 201+			
RPI	S	Opponent	Score					RPI	S	Opponent	Score	RPI	S	Opponent	Score	RPI	s	Opponent	Score
2	H	Villanova	76 79 1114					65	A	Ohio St.	76 75 0105	106	H	Iowa	89 67 1228	234	H	Cleveland St.	77 53 1210
4	A	Louisville	64 71 1130					69	H	Illinois	91 68 0117	106	A	Iowa	78 83 0112	251	H	Norfolk St.	91 45 1221
22	A	Maryland	73 72 0204					71	N	Auburn	96 71 1123	127	H	Georgia St.	64 56 1118	288	H	McNeese	109 65 1111
24	H	Wisconsin	66 55 0108					77	H	Penn St.	77 52 0121	132	N	Arizona St.	97 64 1206	298	H	NJIT	79 68 1126
25	N	Notre Dame	86 81 1217					84	A	Nebraska	80 83 0129	147	H	Rutgers	74 55 0214	322	H	Western Ill.	82 50 1219
26	H	Minnesota	82 91 0101					91	A	Indiana	69 64 0209	182	H	Morehead St.	90 56 1203				
35	H	Northwestern	80 59 0201									186	N	Utah St.	85 64 1122				
40	A	Michigan St.	84 73 0124																

Non-Div I Games:

[illegible]

Non-Div I Games:

Average RPI Win:

123

WON-LOST
RECORD

WINNING
PCT. RANK

STRENGTH OF
SCHEDULE

OPP. STRENGTH
OF SCHEDULE

TEAM
RPI

SOS w/in Conf

.58934

(9)

DIV. I ONLY				19- 5				32				46				37				21			
DIV. I NON-CONF.				9- 3				52				59				85				43			
RPI 1-50				RPI 51-100				RPI 101-200				RPI 201+				TOTALS							
OVERALL				3- 3				8- 2				4- 0				4- 0				19- 5			
HOME				2- 1				6- 1				2- 0				2- 0				12- 2			
AWAY				1- 1				1- 1				2- 0				2- 0				6- 2			
NEUTRAL				0- 1				1- 0				0- 0				0- 0				1- 1			
NON-CONFERENCE				1- 2				3- 1				2- 0				3- 0				9- 3			

RPI 1-50				Team's RPI: 21				RPI 51-100				RPI 101-200				RPI 201+			
RPI	S	Opponent	Score					RPI	S	Opponent	Score	RPI	S	Opponent	Score	RPI	s	Opponent	Score
9	H	Florida	57 53 0118					52	A	Georgia	67 61 0104	114	H	Louisiana Tech	85 76 1111	245	A	Missouri	63 53 0128
10	A	Kentucky	69 85 0121					52	H	Georgia	77 75 0204	131	A	Mississippi St.	77 73 0211	275	H	South Carolina St.	92 50 1118
44	A	Tennessee	70 60 0111					53	H	Vermont	68 50 1201	151	A	LSU	88 63 0201	279	A	South Fla.	77 66 1217
46	H	Monmouth	70 69 1115					57	H	Michigan	61 46 1123	189	H	Holy Cross	81 49 1113	341	H	FIU	70 54 1204
49	N	Seton Hall	64 67 1212					61	H	Ole Miss	67 56 0114								
50	H	Clemson	60 62 1221					71	H	Auburn	98 69 0124								
								74	H	Alabama	86 90 0207								
								78	N	Syracuse	64 50 1126								
								90	H	Texas A&M	79 68 0107								
								100	A	Memphis	54 70 1230								

Non-Div I Games: Lander 90 62

DIV. I ONLY				20- 4				15				64				11				22			
DIV. I NON-CONF.				11- 1				14				121				40				26			
RPI 1-50				RPI 51-100				RPI 101-200				RPI 201+				TOTALS							
OVERALL				2- 1				10- 3				5- 0				3- 0				20- 4			
HOME				1- 1				4- 2				4- 0				2- 0				11- 3			
AWAY				1- 0				4- 1				1- 0				0- 0				6- 1			
NEUTRAL				0- 0				2- 0				0- 0				1- 0				3- 0			
NON-CONFERENCE				1- 0				4- 1				3- 0				3- 0				11- 1			
RPI 1-50				Team's RPI: 22				RPI 51-100				RPI 101-200				RPI 201+							
RPI	S	Opponent	Score					RPI	S	Opponent	Score					RPI	s	Opponent	Score				
19	H	Purdue	72 73 0204					51	N	Kansas St.	69 68 1126					106	A	Iowa	84 76 0119				
26	A	Minnesota	85 78 0128					57	A	Michigan	77 70 0107					147	H	Rutgers	67 55 0124				
30	H	Oklahoma St.	71 70 1203					59	A	Georgetown	76 75 1115					160	H	Saint Peter's	66 56 1210				
								60	H	Pittsburgh	59 73 1129					164	H	Jacksonville St.	92 66 1212				
								65	A	Ohio St.	77 71 0131					171	H	Stony Brook	77 63 1122				
								65	H	Ohio St.	86 77 0211												
								69	H	Illinois	84 59 1227												
								69	A	Illinois	62 56 0114												
								77	A	Penn St.	64 70 0207												
								84	H	Nebraska	65 67 0101												
								91	H	Indiana	75 72 0110												
								93	H	Towson	71 66 1120												
								95	N	Richmond	88 82 1125												

Non-Div I Games: St. Mary's (MD) 93 45

Average RPI Win:

143

WON-LOST
RECORDWINNING
PCT. RANKSTRENGTH OF
SCHEDULEOPP. STRENGTH
OF SCHEDULETEAM
RPI

SOS w/in Conf

Average RPI Loss:

20

.60905

(11)

DIV. I ONLY				21- 4				10				100				22				24			
DIV. I NON-CONF.				11- 2				18				259				28				57			
RPI 1-50				RPI 51-100				RPI 101-200				RPI 201+				TOTALS							
OVERALL				2- 4				10- 0				4- 0				5- 0				21- 4			
HOME				0- 1				5- 0				3- 0				5- 0				13- 1			
AWAY				1- 2				4- 0				0- 0				0- 0				5- 2			
NEUTRAL				1- 1				1- 0				1- 0				0- 0				3- 1			
NON-CONFERENCE				1- 2				3- 0				2- 0				5- 0				11- 2			

RPI 1-50				Team's RPI: 24				RPI 51-100				RPI 101-200				RPI 201+			
RPI	S	Opponent	Score					RPI	S	Opponent	Score					RPI	s	Opponent	Score
8	N	North Carolina	56 71 1123					57	H	Michigan	68 64 0117					138	H	Green Bay	73 59 1214
17	A	Creighton	67 79 1115					59	N	Georgetown	73 57 1122					147	H	Rutgers	72 52 1227
19	A	Purdue	55 66 0108					65	H	Ohio St.	89 66 0112					147	N	Rutgers	61 54 0128
26	A	Minnesota	78 76 0121					69	A	Illinois	57 43 0131					173	H	Oklahoma	90 70 1203
35	H	Northwestern	59 66 0212					77	H	Penn St.	82 55 0124								
44	N	Tennessee	74 62 1121					78	H	Syracuse	77 60 1129								
								84	A	Nebraska	70 69 0209								
								85	A	Marquette	93 84 1210								
								91	A	Indiana	75 68 0103								
								91	H	Indiana	65 60 0205								

W
i
s
c
o
n
s
i
n

Non-Div I Games:

DIV. I ONLY

DIV. I NON-CONF.

18- 7

12- 1

46

7

16

28

56

127

26

6

RPI 1-50

OVERALL

HOME

AWAY

NEUTRAL

NON-CONFERENCE

4- 5

2- 3

2- 2

0- 0

2- 1

RPI 51-100

4- 2

2- 0

1- 2

1- 0

2- 0

RPI 101-200

7- 0

6- 0

1- 0

0- 0

5- 0

RPI 201+

3- 0

3- 0

0- 0

0- 0

3- 0

TOTALS

18- 7

13- 3

4- 4

1- 0

12- 1

RPI 1-50

Team's RPI: 26

RPI

S

Opponent

Score

11

A

Florida St.

67 75 1128

19

A

Purdue

91 82 0101

22

H

Maryland

78 85 0128

24

H

Wisconsin

76 78 0121

35

A

Northwestern

70 66 0105

40

H

Michigan St.

74 75 1227

40

A

Michigan St.

47 65 0111

41

H

UT Arlington

84 67 1114

48

H

Arkansas

85 71 1122

RPI 51-100

RPI

S

Opponent

Score

64

N

Vanderbilt

56 52 1203

65

H

Ohio St.

78 68 0108

65

A

Ohio St.

72 78 0125

69

A

Illinois

68 59 0204

77

A

Penn St.

50 52 0114

79

H

Arkansas St.

82 75 1223

RPI 101-200

RPI

S

Opponent

Score

106

H

Iowa

101 89 0208

120

H

Ga. Southern

86 49 1209

123

H

St. John's (NY)

92 86 1118

147

A

Rutgers

72 63 0211

158

H

Louisiana

86 74 1111

168

H

Mt. St. Mary's

80 56 1116

177

H

Southern Ill.

57 45 1125

RPI 201+

RPI

s

Opponent

Score

222

H

Northern Ill.

77 57 1211

242

H

LIU Brooklyn

76 66 1214

298

H

NJIT

74 68 1206

Non-Div I Games:

DIV. I ONLY

DIV. I NON-CONF.

21- 5

10- 3

20

41

68

82

77

35

27

42

RPI 1-50

RPI 51-100

RPI 101-200

RPI 201+

TOTALS

OVERALL

HOME

AWAY

NEUTRAL

NON-CONFERENCE

2- 1

2- 0

0- 0

0- 1

1- 1

4- 2

4- 1

0- 0

0- 1

2- 2

11- 1

4- 0

5- 1

2- 0

4- 0

4- 1

3- 0

1- 1

0- 0

3- 0

21- 5

13- 1

6- 2

2- 2

10- 3

RPI 1-50

Team's RPI: 27

RPI

S

Opponent

Score

1

N

Baylor

63 71 1123

28

H

Dayton

73 68 0127

38

H

Middle Tenn.

80 77 1217

RPI 51-100

RPI

S

Opponent

Score

66

H

Princeton

81 70 1129

67

H

UNC Asheville

80 65 1111

69

N

Illinois

46 64 1203

76

H

Georgia Tech

73 76 1207

95

H

Richmond

81 74 0201

98

H

La Salle

90 52 0122

RPI 101-200

RPI

S

Opponent

Score

102

A

St. Bonaventure

83 77 0204

111

A

George Mason

73 64 1230

116

A

Davidson

63 69 0114

116

H

Davidson

74 60 0211

123

N

St. John's (NY)

75 69 1124

134

H

George Washington

85 55 0111

134

A

George Washington

54 53 0208

143

A

Old Dominion

67 64 1210

148

H

Massachusetts

81 64 0107

151

N

LSU

85 74 1125

157

H

Saint Joseph's

91 81 0214

175

A

Liberty

64 59 1115

RPI 201+

RPI

s

Opponent

Score

212

A

Fordham

67 69 0118

228

A

Duquesne

94 87 0104

278

H

Binghamton

81 42 1118

311

H

La.-Monroe

78 65 1222

344

H

Howard

85 51 1227

Non-Div I Games:

Dayton

Non-Div I Games:	St. Joseph's (IN)	91	59
-------------------------	--------------------------	-----------	-----------

Average RPI Win:

134

WON-LOST
RECORD

WINNING
PCT. RANK

STRENGTH OF
SCHEDULE

OPP. STRENGTH
OF SCHEDULE

TEAM
RPI

SOS w/in Conf

.64378 (8)

DIV. I ONLY	20- 6	35	73	12	29
DIV. I NON-CONF.	12- 1	7	269	37	41

	RPI 1-50	RPI 51-100	RPI 101-200	RPI 201+	TOTALS
OVERALL	5- 2	4- 3	6- 1	5- 0	20- 6
HOME	3- 1	2- 0	4- 1	4- 0	13- 2
AWAY	2- 1	1- 2	2- 0	0- 0	5- 3
NEUTRAL	0- 0	1- 1	0- 0	1- 0	2- 1
NON-CONFERENCE	1- 0	2- 1	4- 0	5- 0	12- 1

RPI 1-50				RPI 51-100				RPI 101-200				RPI 201+			
RPI	S	Opponent	Team's RPI: 29 Score	RPI	S	Opponent	Score	RPI	S	Opponent	Score	RPI	s	Opponent	Score
1	H	Baylor	89 68 0110	51	A	Kansas St.	75 79 0121	125	H	Northern Ky.	92 61 1223	207	H	Radford	84 57 1220
3	H	Kansas	85 69 0124	51	H	Kansas St.	85 66 0211	150	A	Texas	74 72 0114	254	H	Manhattan	108 61 1128
3	A	Kansas	80 84 0213	55	A	Iowa St.	85 72 0131	154	H	New Hampshire	100 41 1120	257	N	Western Caro.	90 37 1207
14	A	Virginia	66 57 1203	69	N	Illinois	89 57 1124	168	H	Mt. St. Mary's	87 59 1111	320	H	VMI	90 55 1210
30	A	Oklahoma St.	92 75 1230	83	N	Temple	77 81 1125	173	H	Oklahoma	87 89 0118	336	H	Mississippi Val.	107 66 1114
30	H	Oklahoma St.	75 82 0204	86	A	Texas Tech	76 77 0103	173	A	Oklahoma	61 50 0208				
39	H	TCU	82 70 0107	90	H	Texas A&M	81 77 0128	183	H	UMKC	112 67 1217				

W
e
s
t
V
i
r
g
i
n
i
a

W
e
s
t
V
i
r
g
i
n
i
a

Non-Div I Games:

Average RPI Win:

140

WON-LOST
RECORDWINNING
PCT. RANKSTRENGTH OF
SCHEDULEOPP. STRENGTH
OF SCHEDULETEAM
RPI

SOS w/in Conf

.65417

(5)

DIV. I ONLY		15- 9		83		14		40		30	
DIV. I NON-CONF.		10- 2		32		30		101		14	
RPI 1-50		RPI 51-100		RPI 101-200		RPI 201+		TOTALS			
OVERALL		4- 6		2- 2		6- 1		3- 0		15- 9	
HOME		2- 2		0- 2		3- 0		3- 0		8- 4	
AWAY		2- 3		1- 0		2- 1		0- 0		5- 4	
NEUTRAL		0- 1		1- 0		1- 0		0- 0		2- 1	
NON-CONFERENCE		2- 2		1- 0		4- 0		3- 0		10- 2	

RPI 1-50				Team's RPI: 30				RPI 51-100				RPI 101-200				RPI 201+			
RPI	S	Opponent	Score		RPI	S	Opponent	Score		RPI	S	Opponent	Score		RPI	s	Opponent	Score	
1	A	Baylor	57 61 0107		51	H	Kansas St.	88 96 0118		118	A	Tulsa	71 67 1210		266	H	Campbell	102 65 1111	
1	H	Baylor	69 72 0208		55	H	Iowa St.	86 96 0111		121	N	UConn	98 90 1121		268	H	Central Ark.	102 90 1114	
3	A	Kansas	80 87 0114		59	N	Georgetown	97 70 1123		150	A	Texas	79 82 0104		340	H	Ark.-Pine Bluff	102 66 1214	
8	N	North Carolina	75 107 1122		86	A	Texas Tech	83 64 0121		150	H	Texas	84 71 0211						
22	A	Maryland	70 71 1203							169	H	New Orleans	117 72 1116						
29	H	West Virginia	75 92 1230							173	A	Oklahoma	68 66 0130						
29	A	West Virginia	82 75 0204							190	H	A&M-Corpus Christi	92 70 1222						
39	H	TCU	89 76 0123																
45	A	Wichita St.	93 76 1217																
48	H	Arkansas	99 71 0128																

Non-Div I Games: Rogers St. 101 85

Average RPI Win:

152

WON-LOST

WINNING

STRENGTH OF

OPP. STRENGTH

TEAM

SOS w/in Conf

Average RPI Loss:

44

RECORD

PCT. RANK

SCHEDULE

OF SCHEDULE

RPI

.66054

(7)

DIV. I ONLY		18- 7	46	71	23	32									
DIV. I NON-CONF.		11- 1	14	301	81	63									
<hr style="border-top: 1px dashed black;"/>															
		RPI 1-50	RPI 51-100	RPI 101-200		RPI 201+	TOTALS								
OVERALL		3- 4	7- 2	1- 1		7- 0	18- 7								
HOME		2- 1	3- 0	1- 0		7- 0	13- 1								
AWAY		1- 3	2- 1	0- 1		0- 0	3- 5								
NEUTRAL		0- 0	2- 1	0- 0		0- 0	2- 1								
NON-CONFERENCE		0- 0	4- 1	1- 0		6- 0	11- 1								
<hr/>															
RPI 1-50			RPI 51-100			RPI 101-200									
RPI	S	Opponent	Team's RPI: 32	RPI	S	Opponent	Score	RPI	S	Opponent	Score	RPI	S	Opponent	Score
8	A	North Carolina	72 91 0126	54	A	Miami (FL)	68 74 0208	108	A	North Carolina St.	78 104 0104	202	H	Boston College	85 79 0129
11	A	Florida St.	78 93 0107	57	A	Michigan	73 70 1130	181	H	UMBC	87 70 1228	221	H	High Point	99 73 1115
14	A	Virginia	48 71 0201	60	A	Pittsburgh	66 63 0214					293	H	The Citadel	113 71 1217
14	H	Virginia	80 78 0212	61	H	Ole Miss	80 75 1211					305	H	UMES	75 59 1207
15	H	Duke	89 75 1231	73	N	New Mexico	92 72 1124					320	H	VMI	88 72 1119
25	H	Notre Dame	71 76 0114	76	H	Georgia Tech	62 61 0118					321	H	Charleston So.	87 59 1220
50	A	Clemson	82 81 0122	78	H	Syracuse	83 73 0110					324	H	Maine	80 67 1111
				84	N	Nebraska	66 53 1127								
				90	N	Texas A&M	65 68 1125								

V
i
r
g
i
n
i
a
T
e
c
h

V
i
r
g
i
n
i
a
T
e
c
h

Non-Div I Games:

California

Loss, Non-Conf, S Site, H Home, A Away, N Neutral

Average RPI Win:	187
Average RPI Loss:	106

WON-LOST RECORD

WINNING
PCT. RANK

STRENGTH OF SCHEDULE

**OPP. STRENGTH
OF SCHEDULE**

TEAM
RPI

SOS w/in Conf
.49329 (9)

DIV. I ONLY		20- 5	27	141	114	34					
DIV. I NON-CONF.		7- 4	98	99	106	76					
<hr/>											
RPI 1-50		RPI 51-100		RPI 101-200		RPI 201+					
OVERALL		1- 2	1- 0	9- 2		9- 1					
HOME		1- 0	1- 0	5- 0		5- 0					
AWAY		0- 2	0- 0	3- 1		4- 1					
NEUTRAL		0- 0	0- 0	1- 1		0- 0					
NON-CONFERENCE		0- 1	1- 0	4- 2		2- 1					
<hr/>											
RPI 1-50		RPI 51-100		RPI 101-200		RPI 201+					
RPI	S	Opponent	Team's RPI: 34 Score	RPI	S	Opponent	Score	RPI	s	Opponent	Score
39	A	TCU	71 80 1121	73	H	New Mexico	79 74 1203	103	N	San Francisco	58 66 1223
45	H	Wichita St.	76 62 0114					118	A	Tulsa	68 70 1207
45	A	Wichita St.	45 86 0204					118	N	Tulsa	68 56 1225
								128	H	UNI	57 51 0201
								152	A	Loyola Chicago	81 59 0101
								156	H	Fort Wayne	75 57 1116
								157	H	Saint Joseph's	81 72 1218
								161	H	UT Martin	74 57 1210
								177	A	Southern Ill.	60 53 0111
								188	H	Evansville	62 50 1229
								188	A	Evansville	69 59 0129
								203	H	Missouri St.	74 71 0104
								209	A	Indiana St.	77 58 0107
								209	H	Indiana St.	71 66 0125
								226	A	Murray St.	70 73 1111
								231	A	Bradley	69 49 0118
								231	H	Bradley	64 50 0211
								243	H	IUPUI	77 63 1130
								286	H	Drake	72 58 0121
								286	A	Drake	82 53 0207
								296	A	Hawaii	71 45 1222

Non-Div I Games: Ferris St.	81	67
-----------------------------	----	----

Average RPI Win:

144

WON-LOST
RECORDWINNING
PCT. RANKSTRENGTH OF
SCHEDULEOPP. STRENGTH
OF SCHEDULETEAM
RPI

SOS w/in Conf

Average RPI Loss:

27

.6189

(15)

DIV. I ONLY				15- 11				119				17				7				36			
DIV. I NON-CONF.				9- 3				52				17				24				12			
RPI 1-50				RPI 51-100				RPI 101-200				RPI 201+				TOTALS							
OVERALL				0- 10				5- 1				5- 0				5- 0				15- 11			
HOME				0- 3				3- 0				3- 0				3- 0				9- 3			
AWAY				0- 6				2- 1				2- 0				1- 0				5- 7			
NEUTRAL				0- 1				0- 0				0- 0				1- 0				1- 1			
NON-CONFERENCE				0- 3				3- 0				3- 0				3- 0				9- 3			

RPI 1-50				Team's RPI: 36				RPI 51-100				RPI 101-200				RPI 201+			
RPI	S	Opponent	Score					RPI	S	Opponent	Score					RPI	s	Opponent	Score
2	N	Villanova	77 96	1118				54	H	Miami (FL)	96 79 0118					108	A	North Carolina St.	93 88 0121
8	H	North Carolina	87 93	0111				72	A	Col. of Charleston	78 61 1120					108	H	North Carolina St.	88 58 0211
11	A	Florida St.	72 88	1228				76	H	Georgia Tech	81 69 0204					122	A	UNCG	78 75 1209
13	A	Xavier	65 69	1217				78	A	Syracuse	76 81 0124					146	H	Coastal Caro.	86 74 1123
14	A	Virginia	62 79	0108				88	H	Bucknell	94 74 1113					151	H	LSU	110 76 1222
15	H	Duke	83 85	0128				95	A	Richmond	75 67 1203								
25	A	Notre Dame	81 88	0207															
35	A	Northwestern	58 65	1128															
50	H	Clemson	68 73	1231															
50	A	Clemson	83 95	0214															

Wake Forest

Wake Forest

Non-Div I Games:

TCU

Average RPI Win: 152

Average RPI Loss: 30

WON-LOST RECORD

WINNING PCT. RANK

(OFFICIAL) Through Games Of Feb. 14, 2017

STRENGTH OF SCHEDULE

OPP. STRENGTH OF SCHEDULE

TEAM RPI

SOS w/in Conf .6468 (7)

DIV. I ONLY		16- 8	62	32	42	39
DIV. I NON-CONF.		10- 2	32	105	122	38

RPI 1-50

RPI 51-100

RPI 101-200

RPI 201+

TOTALS

OVERALL

HOME

AWAY

NEUTRAL

NON-CONFERENCE

1- 6

1- 2

0- 4

0- 0

1- 1

4- 2

3- 1

1- 1

0- 0

1- 1

8- 0

6- 0

1- 0

1- 0

5- 0

3- 0

2- 0

1- 0

0- 0

3- 0

16- 8

12- 3

3- 5

1- 0

10- 2

RPI 1-50		Team's RPI: 39	
RPI	S Opponent	Score	
1	H Baylor	53 62 0121	
1	A Baylor	52 70 0211	
3	H Kansas	80 86 1230	
18	A SMU	59 74 1207	
29	A West Virginia	70 82 0107	
30	A Oklahoma St.	76 89 0123	
34	H Illinois St.	80 71 1121	

RPI 51-100			
RPI	S Opponent	Score	
51	A Kansas St.	86 80 0201	
55	H Iowa St.	84 77 0114	
71	H Auburn	80 88 0128	
79	H Arkansas St.	77 54 1203	
86	A Texas Tech	69 75 0118	
86	H Texas Tech	62 61 0207	

RPI 101-200			
RPI	S Opponent	Score	
119	H Texas Southern	96 59 1218	
150	A Texas	64 61 0111	
150	H Texas	78 63 0204	
164	H Jacksonville St.	79 60 1118	
173	H Oklahoma	60 57 0103	
192	N Washington	93 80 1126	
192	H Washington	86 71 1130	
199	H Wofford	72 63 1210	

RPI 201+			
RPI	s Opponent	Score	
220	A UNLV	63 59 1125	
231	H Bradley	74 42 1221	
343	H Alabama St.	98 62 1114	

TCU

Non-Div I Games: St. Thomas (TX) 82 64

Average RPI Win:

131

WON-LOST
RECORDWINNING
PCT. RANKSTRENGTH OF
SCHEDULEOPP. STRENGTH
OF SCHEDULETEAM
RPI

SOS w/in Conf

Average RPI Loss:

48

.62432

(8)

DIV. I ONLY

DIV. I NON-CONF.

16- 10

8- 5

92

112

19

21

20

41

40

72

RPI 1-50

OVERALL

HOME

AWAY

NEUTRAL

NON-CONFERENCE

4- 5

2- 1

1- 1

1- 3

1- 4

RPI 51-100

4- 4

3- 0

1- 3

0- 1

1- 0

RPI 101-200

4- 1

3- 1

0- 0

1- 0

2- 1

RPI 201+

4- 0

4- 0

0- 0

0- 0

4- 0

TOTALS

16- 10

12- 2

2- 4

2- 4

8- 5

RPI 1-50

Team's RPI: 40

RPI

S

Opponent

Score

1

N

Baylor

58 73 1124

6

N

Arizona

63 65 1111

10

N

Kentucky

48 69 1115

15

A

Duke

69 78 1129

19

H

Purdue

73 84 0124

26

A

Minnesota

75 74 1227

26

H

Minnesota

65 47 0111

35

H

Northwestern

61 52 1230

45

N

Wichita St.

77 72 1125

RPI 51-100

Score

RPI

S

Opponent

Score

57

H

Michigan

70 62 0129

57

A

Michigan

57 86 0207

65

A

Ohio St.

67 72 0115

65

H

Ohio St.

74 66 0214

77

N

Penn St.

63 72 0107

84

A

Nebraska

72 61 0202

91

A

Indiana

75 82 0121

94

H

FGCU

78 77 1120

RPI 101-200

Score

RPI

S

Opponent

Score

106

H

Iowa

77 66 0211

123

N

St. John's (NY)

73 62 1123

140

H

Northeastern

73 81 1218

141

H

Oakland

77 65 1221

147

H

Rutgers

93 65 0104

RPI 201+

Score

RPI

s

Opponent

Score

263

H

Tennessee Tech

71 63 1210

270

H

Youngstown St.

77 57 1206

271

H

Oral Roberts

80 76 1203

336

H

Mississippi Val.

100 53 1118

Michigan St.

Michigan St.

Non-Div I Games:

DIV. I ONLY

DIV. I NON-CONF.

17- 6

8- 3

43

67

154

90

116

34

41

24

RPI 1-50

OVERALL

HOME

AWAY

NEUTRAL

NON-CONFERENCE

1- 2

0- 0

1- 2

0- 0

1- 2

RPI 51-100

1- 1

1- 0

0- 1

0- 0

0- 1

RPI 101-200

6- 2

4- 0

2- 2

0- 0

4- 0

RPI 201+

9- 1

4- 0

5- 1

0- 0

3- 0

TOTALS

17- 6

9- 0

8- 6

0- 0

8- 3

RPI 1-50

Team's RPI: 41

RPI

S

Opponent

Score

20

A

St. Mary's (CA)

65 51 1208

26

A

Minnesota

67 84 1114

48

A

Arkansas

67 71 1118

RPI 51-100

Score

RPI

S

Opponent

Score

79

H

Arkansas St.

81 75 0211

94

A

FGCU

72 85 1116

RPI 101-200

Score

RPI

S

Opponent

Score

119

H

Texas Southern

89 82 1112

146

H

Coastal Caro.

90 69 1231

146

A

Coastal Caro.

70 72 0130

150

A

Texas

72 61 1129

158

H

Louisiana

108 71 0123

168

H

Mt. St. Mary's

80 71 1123

178

A

Loyola Marymount

80 77 1222

194

A

Troy

71 93 0114

RPI 201+

Score

RPI

s

Opponent

Score

204

A

Texas St.

73 81 0107

204

H

Texas St.

76 61 0204

210

A

South Ala.

89 83 0116

212

A

Fordham

67 63 1126

231

A

Bradley

56 51 1216

244

H

Little Rock

71 55 0213

253

H

Appalachian St.

84 69 0102

253

A

Appalachian St.

83 67 0128

311

H

La.-Monroe

71 55 0121

330

A

North Texas

77 61 1203

Non-Div I Games:	Texas-Dallas	99	49	St. Francis (IL)	88	67
------------------	--------------	----	----	------------------	----	----

U
T
A
r
l
i
n
g
t
o
n

U
T
A
r
l
i
n
g
t
o
n

Average RPI Win:

166

WON-LOST
RECORDWINNING
PCT. RANKSTRENGTH OF
SCHEDULEOPP. STRENGTH
OF SCHEDULETEAM
RPI

SOS w/in Conf

Average RPI Loss:

58

.55798

(9)

DIV. I ONLY

DIV. I NON-CONF.

16- 8

8- 4

62

85

40

22

87

100

42

37

RPI 1-50

RPI 51-100

RPI 101-200

RPI 201+

TOTALS

OVERALL

HOME

AWAY

NEUTRAL

NON-CONFERENCE

1- 3

0- 1

0- 1

1- 1

1- 1

1- 5

1- 1

0- 4

0- 0

1- 3

9- 0

7- 0

2- 0

0- 0

3- 0

5- 0

3- 0

2- 0

0- 0

3- 0

16- 8

11- 2

4- 5

1- 1

8- 4

RPI 1-50

Team's RPI: 42

RPI

S

Opponent

Score

15

N

Duke

65 75 1120

16

N

Cincinnati

76 71 1119

28

A

Dayton

64 67 0106

28

H

Dayton

74 75 0210

RPI 51-100

RPI

S

Opponent

Score

58

A

Houston

77 82 1210

62

H

Belmont

82 73 1125

68

A

Providence

60 63 1203

70

A

Valparaiso

62 65 1129

95

A

Richmond

62 73 0125

98

H

La Salle

75 87 0112

RPI 101-200

RPI

S

Opponent

Score

102

H

St. Bonaventure

71 59 0128

104

H

William & Mary

73 62 1222

116

A

Davidson

70 59 0203

134

H

George Washington

82 70 0131

143

H

Old Dominion

51 39 1206

148

H

Massachusetts

79 77 0115

148

A

Massachusetts

70 62 0207

157

H

Saint Joseph's

88 58 0103

189

H

Holy Cross

65 54 1218

RPI 201+

RPI

s

Opponent

Score

228

A

Duquesne

90 69 0121

246

A

Saint Louis

90 56 1230

273

H

Brown

79 72 1116

280

H

Marist

107 65 1114

304

H

Dartmouth

84 61 1111

R
h
o
d
e
I
s
l
a
n
dR
h
o
d
e
I
s
l
a
n
d

Non-Div I Games:

DIV. I ONLY

DIV. I NON-CONF.

20- 5

9- 2

27

40

161

111

120

113

43

30

RPI 1-50

OVERALL

HOME

AWAY

NEUTRAL

NON-CONFERENCE

0- 2

0- 0

0- 1

0- 1

0- 2

RPI 51-100

3- 1

1- 1

2- 0

0- 0

1- 0

RPI 101-200

6- 2

3- 0

1- 2

2- 0

3- 0

RPI 201+

11- 0

5- 0

6- 0

0- 0

5- 0

TOTALS

20- 5

9- 1

9- 3

2- 1

9- 2

RPI 1-50

Team's RPI: 43

RPI

S

Opponent

Score

38

N

Middle Tenn.

63

68

1125

50

A

Clemson

73

87

1228

RPI 51-100

Score

RPI

S

Opponent

Score

72

A

Col. of Charleston

65

59

0119

72

H

Col. of Charleston

66

67

0202

93

A

Towson

76

67

1231

99

H

ETSU

68

59

1120

RPI 101-200

Score

RPI

S

Opponent

Score

102

A

St. Bonaventure

81

80

1210

104

H

William & Mary

101

77

0112

104

A

William & Mary

78

96

0128

135

H

Elon

79

63

0102

135

A

Elon

76

77

0211

166

N

Toledo

102

77

1127

188

N

Evansville

65

62

1126

196

H

Hofstra

84

76

0114

RPI 201+

Score

RPI

s

Opponent

Score

207

H

Radford

100

64

1217

213

A

Western Mich.

97

92

1130

233

H

East Carolina

81

71

1220

239

A

Delaware

91

81

0107

239

H

Delaware

108

80

0204

248

A

Drexel

90

72

0105

248

H

Drexel

87

74

0121

259

A

Eastern Ky.

78

69

1114

266

A

Campbell

96

75

1214

274

A

James Madison

87

76

0126

274

H

James Madison

88

73

0209

Non-Div I Games: Pfeiffer	126 113	Claflin	110 64
---------------------------	---------	---------	--------

DIV. I ONLY

DIV. I NON-CONF.

13- 12

7- 5

165

129

3

8

30

51

44

59

RPI 1-50		RPI 51-100		RPI 101-200		RPI 201+		TOTALS	
OVERALL	1- 8		7- 3		2- 1		3- 0		13- 12
HOME	1- 2		3- 2		2- 0		3- 0		9- 4
AWAY	0- 3		4- 1		0- 1		0- 0		4- 5
NEUTRAL	0- 3		0- 0		0- 0		0- 0		0- 3
NON-CONFERENCE	0- 4		3- 1		1- 0		3- 0		7- 5

RPI 1-50				Team's RPI: 44				RPI 51-100				RPI 101-200				RPI 201+			
RPI	S	Opponent	Score	RPI	S	Opponent	Score	RPI	S	Opponent	Score	RPI	S	Opponent	Score	RPI	S	Opponent	Score
5	N	Gonzaga	76 86 1218	51	H	Kansas St.	70 58 0128	131	H	Mississippi St.	91 74 0121	253	H	Appalachian St.	103 94 1115				
7	N	Oregon	65 69 1122	52	H	Georgia	75 76 0211	131	A	Mississippi St.	59 64 0204	263	H	Tennessee Tech	74 68 1213				
8	A	North Carolina	71 73 1211	61	A	Ole Miss	69 80 0117	149	H	Lipscomb	92 77 1215	346	H	Presbyterian	90 50 1206				
9	A	Florida	70 83 0107	61	H	Ole Miss	75 66 0208												
10	H	Kentucky	82 80 0124	64	A	Vanderbilt	87 75 0114												
10	A	Kentucky	58 83 0214	71	A	Auburn	87 77 0131												
21	H	South Carolina	60 70 0111	76	H	Georgia Tech	81 58 1203												
24	N	Wisconsin	62 74 1121	81	H	Chattanooga	69 82 1111												
48	H	Arkansas	78 82 0103	90	A	Texas A&M	73 63 1229												
				99	A	ETSU	72 68 1222												

Non-Div I Games: Chaminade 95 81

Average RPI Win:

195

WON-LOST
RECORDWINNING
PCT. RANKSTRENGTH OF
SCHEDULEOPP. STRENGTH
OF SCHEDULETEAM
RPI

SOS w/in Conf

.49445

(7)

DIV. I ONLY

DIV. I NON-CONF.

22- 4

9- 3

8

52

201

249

83

5

45

106

RPI 1-50

RPI 51-100

RPI 101-200

RPI 201+

TOTALS

OVERALL

HOME

AWAY

NEUTRAL

NON-CONFERENCE

1- 4

1- 1

0- 1

0- 2

0- 3

0- 0

0- 0

0- 0

0- 0

0- 0

9- 0

3- 0

5- 0

1- 0

4- 0

12- 0

9- 0

3- 0

0- 0

5- 0

22- 4

13- 1

8- 1

1- 2

9- 3

RPI 1-50

Team's RPI: 45

RPI

S

Opponent

Score

4

N

Louisville

52

62

1124

30

H

Oklahoma St.

76

93

1217

34

A

Illinois St.

62

76

0114

34

H

Illinois St.

86

45

0204

40

N

Michigan St.

72

77

1125

RPI 51-100

Score

RPI

S

Opponent

Score

RPI 101-200

Score

RPI

S

Opponent

Score

101

A

Colorado St.

82

67

1203

118

H

Tulsa

80

53

1116

128

A

UNI

80

66

0108

151

N

LSU

82

47

1123

152

H

Loyola Chicago

87

75

0111

152

A

Loyola Chicago

81

64

0212

173

A

Oklahoma

76

73

1210

177

H

Southern Ill.

87

45

0124

188

A

Evansville

82

65

0117

RPI 201+

Score

RPI

s

Opponent

Score

203

H

Missouri St.

80

62

0209

209

A

Indiana St.

80

72

1228

209

H

Indiana St.

84

58

0121

211

H

Long Beach St.

92

55

1113

224

H

South Dakota St.

89

67

1222

231

H

Bradley

100

66

0101

231

A

Bradley

64

49

0129

246

H

Saint Louis

75

45

1206

275

H

South Carolina St.

85

39

1111

286

H

Drake

90

65

0104

286

A

Drake

77

69

0201

305

H

UMES

116

79

1120

Non-Div I Games: Southern Nazarene 87 57

DIV. I ONLY

DIV. I NON-CONF.

22- 5

8- 3

18

67

177

123

160

130

46

36

RPI 1-50

OVERALL0- 2

HOME0- 0

AWAY0- 2

NEUTRAL0- 0

NON-CONFERENCE0- 2

RPI 51-100

2- 1

1- 0

1- 1

0- 0

2- 1

RPI 101-200

7- 1

4- 0

3- 1

0- 0

1- 0

RPI 201+

13- 1

6- 1

6- 0

1- 0

5- 0

TOTALS

22- 5

11- 1

10- 4

1- 0

8- 3

RPI 1-50

Team's RPI: 46

RPI

S

Opponent

Score

8

A

North Carolina

741021228

21

A

South Carolina

69701115

RPI 51-100

RPI

S

Opponent

Score

66

H

Princeton

96901220

78

A

Syracuse

50711118

100

A

Memphis

82791213

RPI 101-200

RPI

S

Opponent

Score

105

H

Iona

92740106

136

H

Canisius

94881204

136

A

Canisius

76720116

145

A

Siena

102820213

160

A

Saint Peter's

61710102

160

H

Saint Peter's

71700203

189

A

Holy Cross

80771127

198

H

Fairfield

91490122

RPI 201+

RPI

s

Opponent

Score

206

H

Rider

90931231

206

A

Rider

74690206

225

A

Quinnipiac

91721201

225

H

Quinnipiac

95760127

247

A

Wagner

81711206

248

H

Drexel

78651111

254

H

Manhattan

82710120

254

A

Manhattan

62580210

275

N

South Carolina St.

86621126

280

H

Marist

71640108

280

A

Marist

83710130

282

A

Niagara

90830114

283

H

Cornell

76611122

312

H

Army West Point

81711210

Non-Div I Games:

Average RPI Win:

164

WON-LOST
RECORDWINNING
PCT. RANKSTRENGTH OF
SCHEDULEOPP. STRENGTH
OF SCHEDULETEAM
RPI

SOS w/in Conf

Average RPI Loss:

111

.5347

(9)

DIV. I ONLY

DIV. I NON-CONF.

19- 6

11- 2

36

18

143

210

82

54

47

39

RPI 1-50

OVERALL

HOME

AWAY

NEUTRAL

NON-CONFERENCE

0- 1

0- 0

0- 1

0- 0

0- 1

RPI 51-100

5- 1

2- 0

2- 1

1- 0

1- 0

RPI 101-200

8- 4

4- 1

2- 2

2- 1

6- 1

RPI 201+

6- 0

4- 0

1- 0

1- 0

4- 0

TOTALS

19- 6

10- 1

5- 4

4- 1

11- 2

RPI 1-50

Team's RPI: 47

RPI

S

Opponent

Score

20

A

St. Mary's (CA)

63 81 1111

RPI 51-100

RPI

S

Opponent

Score

63

A

Boise St.

76 57 0125

73

A

New Mexico

105 104 0107

73

H

New Mexico

82 65 0128

93

N

Towson

81 72 1221

97

H

San Diego St.

72 69 0104

97

A

San Diego St.

56 70 0212

RPI 101-200

RPI

S

Opponent

Score

105

H

Iona

91 76 1120

105

N

Iona

73 75 1126

117

N

Buffalo

67 62 1125

130

A

Fresno St.

76 77 1231

130

H

Fresno St.

76 81 0121

137

A

Wyoming

89 74 0114

139

H

San Jose St.

80 55 1228

141

N

Oakland

82 78 1123

162

H

UC Irvine

76 69 1214

178

H

Loyola Marymount

79 64 1114

186

A

Utah St.

57 74 0201

192

A

Washington

87 85 1211

RPI 201+

RPI

s

Opponent

Score

220

H

UNLV

104 77 0208

231

A

Bradley

91 69 1203

240

H

Pacific

77 67 1129

241

H

Air Force

83 76 0118

289

H

Oregon St.

83 58 1118

328

N

UC Santa Barbara

67 66 1222

Non-Div I Games:

Average RPI Win:

165

WON-LOST
RECORDWINNING
PCT. RANKSTRENGTH OF
SCHEDULEOPP. STRENGTH
OF SCHEDULETEAM
RPI

SOS w/in Conf

Average RPI Loss:

45

.61568

(9)

DIV. I ONLY

DIV. I NON-CONF.

15- 9

10- 2

83

32

55

131

39

83

49

35

RPI 1-50

OVERALL

HOME

AWAY

NEUTRAL

NON-CONFERENCE

2- 5

0- 1

0- 3

2- 1

2- 1

RPI 51-100

3- 3

2- 0

1- 2

0- 1

0- 1

RPI 101-200

3- 1

2- 0

1- 1

0- 0

2- 0

RPI 201+

7- 0

5- 0

0- 0

2- 0

6- 0

TOTALS

15- 9

9- 1

2- 6

4- 2

10- 2

RPI 1-50

Team's RPI: 49

RPI

S

Opponent

Score

2

A

Villanova

46

76

0116

9

N

Florida

76

81

1124

12

H

Butler

54

61

0125

13

A

Xavier

70

72

0201

17

A

Creighton

75

89

1228

21

N

South Carolina

67

64

1212

33

N

California

60

57

1207

RPI 51-100

RPI

S

Opponent

Score

59

A

Georgetown

68

66

0204

68

A

Providence

61

65

0114

68

H

Providence

72

70

0208

75

N

Stanford

52

66

1127

85

H

Marquette

69

66

0101

85

A

Marquette

86

89

0111

RPI 101-200

RPI

S

Opponent

Score

106

A

Iowa

91

83

1117

123

H

St. John's (NY)

86

73

0122

123

A

St. John's (NY)

70

78

0211

147

H

Rutgers

72

61

1223

RPI 201+

RPI

s

Opponent

Score

225

N

Quinnipiac

90

79

1125

232

H

DePaul

87

56

0107

239

H

Delaware

81

68

1217

249

H

Columbia

95

71

1201

255

H

Fairleigh Dickinson

91

70

1111

296

N

Hawaii

68

57

1206

342

H

Central Conn. St.

82

58

1113

Non-Div I Games:

C
l
e
m
s
o
n

(OFFICIAL) Through Games Of Feb. 14, 2017									
Average RPI Win:		116		WON-LOST		WINNING		STRENGTH OF	
Average RPI Loss:		41		RECORD		PCT. RANK		OPP. STRENGTH	
								OF SCHEDULE	
								TEAM	
								RPI	
								.68695	
								(2)	
DIV. I ONLY		14- 11		127		20		1	
DIV. I NON-CONF.		10- 2		32		124		7	
								50	
								31	
RPI 1-50		RPI 51-100		RPI 101-200		RPI 201+		TOTALS	
OVERALL	4- 8	5- 2		1- 1		3- 0		14- 11	
HOME	2- 3	3- 1		0- 0		3- 0		9- 4	
AWAY	2- 4	2- 1		0- 0		0- 0		4- 5	
NEUTRAL	0- 1	0- 0		1- 1		0- 0		1- 2	
NON-CONFERENCE	2- 1	3- 0		1- 1		3- 0		10- 2	
RPI 1-50		Team's RPI: 50		RPI 51-100		RPI 101-200		RPI 201+	
RPI	S	Opponent	Score	RPI	S	Opponent	Score	RPI	s Opponent
4	A	Louisville	60 92 0119	52	H	Georgia	74 64 1111	201	H Mercer
8	H	North Carolina	86 89 0103	60	A	Pittsburgh	67 60 0128	221	H High Point
11	A	Florida St.	61 109 0205	74	A	Alabama	67 54 1218	275	H South Carolina St.
13	N	Xavier	77 83 1118	76	A	Georgia Tech	63 75 0112	333	H Coppin St.
14	H	Virginia	73 77 0114	76	H	Georgia Tech	74 62 0201		
15	A	Duke	62 64 0211	78	H	Syracuse	81 82 0207		
21	A	South Carolina	62 60 1221	84	H	Nebraska	60 58 1130		
25	A	Notre Dame	70 75 0107						
32	H	Virginia Tech	81 82 0122						
36	A	Wake Forest	73 68 1231						
36	H	Wake Forest	95 83 0214						
43	H	UNCW	87 73 1228						

C
l
e
m
s
o
n

Non-Div I Games:

K
a
n
s
a
s
s
t
.

K
a
n
s
a
s
s
t
.

Georgia

Average RPI Win:

131

Average RPI Loss:

47

WON-LOST RECORD

WINNING PCT. RANK

(OFFICIAL) Through Games Of Feb. 14, 2017

STRENGTH OF SCHEDULE

OPP. STRENGTH OF SCHEDULE

TEAM RPI

SOS w/in Conf

.63269

(2)

DIV. I ONLY	14- 11	127	21	19	52
DIV. I NON-CONF.	8- 4	85	34	45	48

OVERALL

HOME

AWAY

NEUTRAL

NON-CONFERENCE

RPI 1-50

1- 7

0- 2

1- 4

0- 1

0- 2

RPI 51-100

6- 3

3- 2

3- 1

0- 0

3- 1

RPI 101-200

4- 1

3- 0

0- 1

1- 0

3- 1

RPI 201+

3- 0

3- 0

0- 0

0- 0

2- 0

TOTALS

14- 11

9- 4

4- 6

1- 1

8- 4

RPI 1-50

RPI 51-100

Team's RPI: 52

RPI 101-200

RPI 201+

RPI S Opponent Score

3 N Kansas 54 65 1122

9 A Florida 76 80 0114

9 H Florida 60 72 0207

10 A Kentucky 81 90 0131

21 H South Carolina 61 67 0104

21 A South Carolina 75 77 0204

44 A Tennessee 76 75 0211

50 A Clemson 64 74 1111

RPI S Opponent Score

61 A Ole Miss 69 47 0111

64 H Vanderbilt 76 68 0117

67 H UNC Asheville 60 46 1114

71 A Auburn 96 84 1229

74 H Alabama 60 80 0125

76 A Georgia Tech 60 43 1220

85 H Marquette 79 89 1204

89 H Furman 84 78 1117

90 A Texas A&M 62 63 0121

RPI S Opponent Score

131 H Mississippi St. 79 72 0214

134 N George Washington 81 73 1121

141 A Oakland 79 86 1223

150 H Texas 59 57 0128

158 H Louisiana 73 60 1214

RPI s Opponent Score

218 H Gardner-Webb 77 59 1125

245 H Missouri 71 66 0107

321 H Charleston So. 84 64 1217

Georgia

Non-Div I Games: Morehouse 86 72

Average RPI Win:		Vermont		22- 5		18		179		177		53			
Average RPI Loss:		60		WON-LOST RECORD		WINNING PCT. RANK		STRENGTH OF SCHEDULE		OPP. STRENGTH OF SCHEDULE		TEAM RPI		SOS w/in Conf	
														.45449 (7)	
DIV. I ONLY		22- 5		18		179		177		53					
DIV. I NON-CONF.		9- 5		97		120		59		75					
		RPI 1-50		RPI 51-100		RPI 101-200		RPI 201+		TOTALS					
OVERALL		0- 2		0- 2		12- 1		10- 0		22- 5					
HOME		0- 0		0- 0		5- 1		5- 0		10- 1					
AWAY		0- 2		0- 1		5- 0		5- 0		10- 3					
NEUTRAL		0- 0		0- 1		2- 0		0- 0		2- 1					
NON-CONFERENCE		0- 2		0- 2		6- 1		3- 0		9- 5					
		RPI 1-50		RPI 51-100		Team's RPI: 53		RPI 101-200		RPI 201+					
RPI	S	Opponent	Score	RPI	S	Opponent	Score	RPI	S	Opponent	Score	RPI	s	Opponent	Score
12	A	Butler	69 81 1221	58	N	Houston	71 72 1123	110	H	Yale	67 65 1126	225	A	Quinnipiac	94 70 1112
21	A	South Carolina	50 68 1201	68	A	Providence	58 80 1114	140	H	Northeastern	57 59 1210	278	A	Binghamton	67 50 0111
								144	H	Harvard	82 71 0102	278	H	Binghamton	71 51 0206
								145	A	Siena	76 60 1229	280	A	Marist	76 72 1116
								154	A	New Hampshire	71 59 0116	292	H	UMass Lowell	81 67 0119
								154	H	New Hampshire	82 74 0209	304	H	Dartmouth	73 58 1207
								159	A	Albany (NY)	60 49 0125	319	H	Hartford	85 54 0108
								171	A	Stony Brook	71 64 0128	319	A	Hartford	79 66 0204
								172	H	Eastern Mich.	82 74 1217	324	A	Maine	90 77 0105
								181	H	UMBC	81 72 0113	324	H	Maine	74 53 0201
								181	A	UMBC	77 74 0212				
								196	N	Hofstra	87 73 1122				
								199	N	Wofford	60 59 1121				

Non-Div I Games: Lyndon St. 79 20

Average RPI Win:

Average RPI Loss:

Miami (FL)

163

29

WON-LOST RECORD

16- 8

10- 2

WINNING PCT. RANK

62

32

(OFFICIAL) Through Games Of Feb. 14, 2017

STRENGTH OF SCHEDULE

OPP. STRENGTH OF SCHEDULE

TEAM RPI

SOS w/in Conf

.65963

(8)

DIV. I ONLY	16- 8	62	70	16	54
DIV. I NON-CONF.	10- 2	32	282	47	87

OVERALL

HOME

AWAY

NEUTRAL

NON-CONFERENCE

RPI 1-50

2- 6

2- 2

0- 3

0- 1

0- 1

RPI 51-100

2- 2

0- 0

1- 1

1- 1

1- 1

RPI 101-200

6- 0

4- 0

1- 0

1- 0

4- 0

RPI 201+

6- 0

5- 0

1- 0

0- 0

5- 0

TOTALS

16- 8

11- 2

3- 4

2- 2

10- 2

RPI	S	Opponent	Score	RPI	S	Opponent	Score	RPI	S	Opponent	Score	RPI	s	Opponent	Score
4	A	Louisville	66 71 0211	55	N	Iowa St.	56 73 1125	108	H	North Carolina St.	81 63 1231	202	H	Boston College	78 77 0125
8	H	North Carolina	77 62 0128	60	A	Pittsburgh	72 46 0114	108	A	North Carolina St.	84 79 0204	249	H	Columbia	78 67 1228
9	N	Florida	56 65 1127	75	N	Stanford	67 53 1124	134	H	George Washington	72 64 1222	257	H	Western Caro.	92 43 1111
11	H	Florida St.	57 75 0201	78	A	Syracuse	55 70 0104	147	H	Rutgers	73 61 1130	258	A	North Florida	94 56 1116
15	A	Duke	58 70 0121					199	N	Wofford	74 57 1203	275	H	South Carolina St.	82 46 1206
25	H	Notre Dame	62 67 0112					200	H	Penn	74 62 1119	294	H	Fla. Atlantic	76 56 1216
32	H	Virginia Tech	74 68 0208												
36	A	Wake Forest	79 96 0118												

Non-Div I Games:

I
o
w
a
s
t
.

Non-Div I Games:

M
i
c
h
i
g
a
n

Average RPI Win:		Michigan	WON-LOST		WINNING	(OFFICIAL) Through Games Of Feb. 14, 2017		SOS w/in Conf																			
Average RPI Loss:		149	RECORD		PCT. RANK	STRENGTH OF SCHEDULE		TEAM RPI																			
		45						.60288 (12)																			
DIV. I ONLY		16- 9	77		48	48		57																			
DIV. I NON-CONF.		10- 3	41		83	179		46																			
RPI 1-50		RPI 51-100		RPI 101-200		RPI 201+		TOTALS																			
OVERALL		2- 6		7- 2		2- 1		5- 0																			
HOME		1- 2		5- 1		2- 0		13- 3																			
AWAY		0- 4		1- 1		0- 1		1- 6																			
NEUTRAL		1- 0		1- 0		0- 0		2- 0																			
NON-CONFERENCE		1- 3		2- 0		2- 0		10- 3																			
RPI 1-50					RPI 51-100					Team's RPI: 57					RPI 101-200					RPI 201+							
RPI	S	Opponent		Score		RPI	S	Opponent		Score		RPI	S	Opponent		Score		RPI	s	Opponent		Score					
18	N	SMU		76	54	1118	65	H	Ohio St.		66	70	0204	106	A	Iowa		83	86	0101	243	H	IUPUI		77	65	1113
21	A	South Carolina		46	61	1123	69	A	Illinois		69	85	0111	150	H	Texas		53	50	1206	262	H	Kennesaw St.		82	55	1203
22	H	Maryland		70	77	0107	69	H	Illinois		66	57	0121	168	H	Mt. St. Mary's		64	47	1126	268	H	Central Ark.		97	53	1213
23	A	UCLA		84	102	1210	77	H	Penn St.		72	69	0104								305	H	UMES		98	49	1217
24	A	Wisconsin		64	68	0117	84	H	Nebraska		91	85	0114								344	H	Howard		76	58	1111
32	H	Virginia Tech		70	73	1130	85	N	Marquette		79	61	1117														
40	A	Michigan St.		62	70	0129	89	H	Furman		68	62	1222														
40	H	Michigan St.		86	57	0207	91	H	Indiana		90	60	0126														
							91	A	Indiana		75	63	0212														

Non-Div I Games:

M
i
c
h
i
g
a
n

Average RPI Win:

136

WON-LOST
RECORD

WINNING
PCT. RANK

STRENGTH OF
SCHEDULE

OPP. STRENGTH
OF SCHEDULE

TEAM
RPI

SOS w/in Conf

Average RPI Loss:

39

.65068

(5)

DIV. I ONLY		14- 12	151	10	31	59		
DIV. I NON-CONF.		9- 4	81	19	77	50		
		RPI 1-50		RPI 51-100		RPI 101-200		RPI 201+
OVERALL		3- 8		3- 4		5- 0		3- 0
HOME		1- 4		1- 2		5- 0		2- 0
AWAY		1- 2		1- 2		0- 0		1- 0
NEUTRAL		1- 2		1- 0		0- 0		0- 0
NON-CONFERENCE		1- 3		2- 1		4- 0		2- 0
		TOTALS						14- 12
								9- 6
								3- 4
								2- 2
								9- 4

RPI 1-50				RPI 51-100				RPI 101-200				RPI 201+			
RPI	S	Opponent	Score	RPI	S	Opponent	Score	RPI	S	Opponent	Score	RPI	s	Opponent	Score
2	A	Villanova	64 75 0207	68	A	Providence	70 76 0104	121	H	UConn	72 69 0114	232	A	DePaul	76 73 0131
7	N	Oregon	65 61 1121	68	H	Providence	56 74 0116	122	H	UNCG	78 56 1222	333	H	Coppin St.	96 44 1130
12	H	Butler	76 85 0107	78	A	Syracuse	78 71 1217	123	H	St. John's (NY)	83 55 0109	344	H	Howard	85 72 1127
12	A	Butler	85 81 0128	79	H	Arkansas St.	72 78 1117	135	H	Elon	77 74 1204				
13	H	Xavier	76 81 1231	85	A	Marquette	66 76 1228	193	H	USC Upstate	105 60 1112				
13	A	Xavier	75 86 0122	85	H	Marquette	80 62 0211								
17	H	Creighton	71 51 0125	98	N	La Salle	93 78 1210								
22	H	Maryland	75 76 1115												
24	N	Wisconsin	57 73 1122												
30	N	Oklahoma St.	70 97 1123												
49	H	Seton Hall	66 68 0204												

G
e
o
r
g
e
t
o
w
n

G
e
o
r
g
e
t
o
w
n

Non-Div I Games:

Average RPI Win:

126

WON-LOST
RECORDWINNING
PCT. RANKSTRENGTH OF
SCHEDULEOPP. STRENGTH
OF SCHEDULETEAM
RPI

SOS w/in Conf

Average RPI Loss:

52

.66528

(6)

14- 12

11- 2

151

18

11

35

32

90

60

20

P
i
t
t
s
b
u
r
g
hP
i
t
t
s
b
u
r
g
h

Non-Div I Games:

DIV. I ONLY		16- 10	92	38	24	61
DIV. I NON-CONF.		9- 4	81	37	58	67
RPI 1-50		RPI 51-100		RPI 101-200		RPI 201+
OVERALL	1- 8	4- 2		5- 0		6- 0
HOME	1- 3	2- 2		4- 0		4- 0
AWAY	0- 4	2- 0		0- 0		1- 0
NEUTRAL	0- 1	0- 0		1- 0		1- 0
NON-CONFERENCE	0- 4	1- 0		3- 0		5- 0
						TOTALS
						16- 10
						11- 5
						3- 4
						2- 1
						9- 4

RPI 1-50					
RPI	S	Opponent	Score		
1	H	Baylor	75	78	0128
9	A	Florida	63	70	0103
10	H	Kentucky	76	99	1229
17	N	Creighton	77	86	1121
21	A	South Carolina	56	67	0114
32	A	Virginia Tech	75	80	1211
38	H	Middle Tenn.	62	77	1130
44	H	Tennessee	80	69	0117
44	A	Tennessee	66	75	0208

RPI 51-100				Team's RPI: 61	
RPI	S	Opponent	Score		
52	H	Georgia	47	69	0111
64	A	Vanderbilt	81	74	0204
71	A	Auburn	88	85	0107
71	H	Auburn	90	84	0211
90	H	Texas A&M	76	80	0125
100	H	Memphis	85	77	1203

RPI 101-200					
RPI	S	Opponent	Score		
131	H	Mississippi St.	88	61	0131
148	H	Massachusetts	90	88	1114
151	H	LSU	96	76	0214
157	N	Saint Joseph's	81	68	1120
161	H	UT Martin	86	83	1111

RPI 201+					
RPI	s	Opponent	Score		
208	H	Montana	86	81	1124
210	H	South Ala.	92	58	1222
226	H	Murray St.	78	73	1215
231	H	Bradley	66	49	1219
245	A	Missouri	75	71	0121
271	N	Oral Roberts	95	88	1118

Non-Div I Games:

DIV. I ONLY		18- 5	34	213	162	62
DIV. I NON-CONF.		6- 4	123	100	29	82
RPI 1-50		RPI 51-100		RPI 101-200		RPI 201+
OVERALL	0- 3	0- 1	7- 0	11- 1	18- 5	
HOME	0- 1	0- 0	3- 0	5- 0	8- 1	
AWAY	0- 1	0- 1	4- 0	6- 1	10- 3	
NEUTRAL	0- 1	0- 0	0- 0	0- 0	0- 1	
NON-CONFERENCE	0- 3	0- 1	2- 0	4- 0	6- 4	
RPI 1-50		RPI 51-100	Team's RPI: 62	RPI 101-200	RPI 201+	
RPI	S Opponent	RPI S Opponent	Score	RPI S Opponent	RPI s Opponent	Score
9	N Florida	64	A Vanderbilt	149	216	A Pepperdine
38	H Middle Tenn.	66	80	149	223	H Western Ky.
42	A Rhode Island	73	82	161	226	A Murray St.
				164	234	H Cleveland St.
				164	259	A Eastern Ky.
				165	260	A Eastern Ill.
				182	263	H Tennessee Tech
					263	A Tennessee Tech
					269	A Austin Peay
					272	A Milwaukee
					290	H Southeast Mo. St.
					332	H SIUE

Non-Div I Games:

O
h
i
o
s
t
.

Ohiost

DIV. I ONLY

DIV. I NON-CONF.

14- 6

6- 6

55

167

130

68

219

218

66

103

RPI 1-50

OVERALL

HOME

AWAY

NEUTRAL

NON-CONFERENCE

0- 3

0- 0

0- 2

0- 1

0- 3

RPI 51-100

1- 1

0- 0

1- 1

0- 0

1- 1

RPI 101-200

5- 2

2- 1

3- 1

0- 0

1- 2

RPI 201+

8- 0

5- 0

2- 0

1- 0

4- 0

TOTALS

14- 6

7- 1

6- 4

1- 1

6- 6

RPI 1-50

RPI S Opponent Score

27 A VCU 70 81 1129

33 N California 51 62 1206

46 A Monmouth 90 96 1220

RPI 51-100

RPI S Opponent Score

87 A BYU 73 82 1114

88 A Bucknell 72 70 1222

RPI 101-200

RPI S Opponent Score

110 H Yale 66 58 0114

115 A Lehigh 67 76 1120

144 A Harvard 57 56 0204

157 H Saint Joseph's 68 76 1214

175 A Liberty 67 64 1210

200 H Penn 61 52 0107

200 A Penn 64 49 0207

RPI 201+

RPI s Opponent Score

249 H Columbia 61 59 0211

273 H Brown 97 66 0113

283 H Cornell 69 60 0210

296 N Hawaii 75 62 1207

301 H Hampton 77 49 1228

304 A Dartmouth 69 64 0203

317 H Cal Poly 81 52 1231

323 A Lafayette 71 55 1123

Non-Div I Games:	Rowan	108	46
-------------------------	--------------	------------	-----------

DIV. I ONLY

DIV. I NON-CONF.

18- 7

6- 5

46

144

182

32

153

15

67

40

RPI 1-50

OVERALL0- 2

HOME0- 0

AWAY0- 2

NEUTRAL0- 0

NON-CONFERENCE0- 2

RPI 51-100

2- 3

1- 0

1- 3

0- 0

1- 2

RPI 101-200

5- 1

1- 1

4- 0

0- 0

4- 1

RPI 201+

11- 1

7- 0

4- 1

0- 0

1- 0

TOTALS

18- 7

9- 1

9- 6

0- 0

6- 5

RPI 1-50

RPI S Opponent Score

3 A Kansas 57 95 1125

27 A VCU 65 80 1111

RPI 51-100

RPI S Opponent Score

52 A Georgia 46 60 1114

65 A Ohio St. 77 79 1222

82 A Winthrop 73 76 0119

82 H Winthrop 104 101 0209

89 A Furman 64 58 1122

RPI 101-200

RPI S Opponent Score

122 H UNCG 73 75 1219

135 A Elon 78 67 1206

145 H Siena 92 80 1120

146 A Coastal Caro. 79 77 1203

175 A Liberty 70 57 0103

193 A USC Upstate 73 57 1117

RPI 201+

RPI s Opponent Score

207 A Radford 77 80 1229

207 H Radford 80 69 0128

218 H Gardner-Webb 90 85 1231

221 H High Point 88 58 0107

221 A High Point 74 71 0204

257 H Western Caro. 59 57 1217

266 H Campbell 72 56 0121

321 A Charleston So. 76 67 0114

321 H Charleston So. 91 73 0201

339 H Longwood 89 68 0111

339 A Longwood 91 69 0211

346 A Presbyterian 73 47 0126

Non-Div I Games: Warren Wilson 117 52 Brevard 68 50

P
r
o
v
i
d
e
n
c
e

Providence

Average RPI Win: **141**
Average RPI Loss: **45**

WON-LOST
RECORD

WINNING
PCT. RANK

STRENGTH OF
SCHEDULE

OPP. STRENGTH
OF SCHEDULE

TEAM
RPI

SOS w/in Conf
.67162 (1)

DIV. I ONLY				13- 12				165				9				53				69			
DIV. I NON-CONF.				9- 3				52				39				112				44			
RPI 1-50				RPI 51-100				RPI 101-200				RPI 201+				TOTALS							
OVERALL				2- 7				3- 5				4- 0				4- 0				13- 12			
HOME				0- 3				2- 2				4- 0				3- 0				9- 5			
AWAY				1- 2				0- 3				0- 0				0- 0				1- 5			
NEUTRAL				1- 2				1- 0				0- 0				1- 0				3- 2			
NON-CONFERENCE				1- 2				1- 1				3- 0				4- 0				9- 3			

RPI 1-50				RPI 51-100				RPI 101-200				RPI 201+				TOTALS							
RPI	S	Opponent	Score	RPI	S	Opponent	Score	RPI	S	Opponent	Score	RPI	S	Opponent	Score								
11	N	Florida St.	61 72 1125	57	H	Michigan	85 69 0111	106	H	Iowa	76 64 0125	243	H	IUPUI	85 77 1206								
19	A	Purdue	68 91 0117	57	A	Michigan	57 66 0121	108	H	North Carolina St.	88 74 1129	245	N	Missouri	75 66 1221								
22	A	Maryland	59 84 1227	65	H	Ohio St.	75 70 0101	125	H	Northern Ky.	79 64 1113	277	H	Detroit	89 69 1118								
22	H	Maryland	56 62 0114	77	A	Penn St.	67 71 0128	163	H	Central Mich.	92 73 1210	290	H	Southeast Mo. St.	81 62 1111								
24	H	Wisconsin	43 57 0131	77	H	Penn St.	70 83 0211																
26	H	Minnesota	59 68 0204	82	H	Winthrop	80 84 1121																
27	N	VCU	64 46 1203	87	N	BYU	75 73 1217																
29	N	West Virginia	57 89 1124	91	A	Indiana	80 96 0107																
35	A	Northwestern	68 61 0207																				

Non-Div I Games: McKendree 112 65

Average RPI Win: **153**
 Average RPI Loss: **54**

WON-LOST
RECORD

WINNING
PCT. RANK

STRENGTH OF
SCHEDULE

OPP. STRENGTH
OF SCHEDULE

TEAM
RPI

SOS w/in Conf
.58343 (11)

DIV. I ONLY		16- 10	92	75	13	71
DIV. I NON-CONF.		11- 2	18	147	30	32
RPI 1-50		RPI 51-100		RPI 101-200		RPI 201+
OVERALL		3- 4		8- 0		16- 10
HOME		1- 2		5- 0		9- 4
AWAY		1- 2		2- 0		5- 4
NEUTRAL		1- 0		1- 0		2- 2
NON-CONFERENCE		1- 1		6- 0		11- 2

RPI 1-50				RPI 51-100				RPI 101-200				RPI 201+				TOTALS			
RPI	S	Opponent	Score	RPI	S	Opponent	Score	RPI	S	Opponent	Score	RPI	s	Opponent	Score				
9	H	Florida	95 114 0214	52	H	Georgia	84 96 1229	121	A	UConn	70 67 1223	201	H	Mercer	76 74 1218				
10	A	Kentucky	72 92 0114	61	H	Ole Miss	85 88 0107	127	H	Georgia St.	83 65 1114	202	N	Boston College	71 72 1212				
19	N	Purdue	71 96 1123	61	A	Ole Miss	84 90 0211	131	H	Mississippi St.	98 92 0207	245	A	Missouri	77 72 0110				
21	A	South Carolina	69 98 0124	64	A	Vanderbilt	61 80 0104	146	H	Coastal Caro.	117 72 1215	258	H	North Florida	83 66 1111				
39	A	TCU	88 80 0128	74	H	Alabama	84 64 0121	151	H	LSU	78 74 0118	259	H	Eastern Ky.	85 64 1117				
44	H	Tennessee	77 87 0131	74	A	Alabama	82 77 0204	173	N	Oklahoma	74 70 1221								
				86	N	Texas Tech	67 65 1122	174	A	UAB	74 70 1203								
								193	H	USC Upstate	90 83 1129								

A
u
b
u
r
nA
u
b
u
r
n

Non-Div I Games:

A
l
a
b
a
m
a

Average RPI Win:		Alabama	WON-LOST		WINNING	(OFFICIAL) Through Games Of Feb. 14, 2017		SOS w/in Conf																				
Average RPI Loss:		166	RECORD		PCT. RANK	STRENGTH OF SCHEDULE		TEAM RPI																				
		51						.60675 (4)																				
DIV. I ONLY		14- 10	115		42	60		74																				
DIV. I NON-CONF.		7- 5	129		84	111		127																				
RPI 1-50		RPI 51-100		RPI 101-200		RPI 201+		TOTALS																				
OVERALL		1- 6		3- 3		5- 1		14- 10																				
HOME		0- 4		1- 1		3- 0		8- 5																				
AWAY		1- 2		1- 1		2- 1		4- 4																				
NEUTRAL		0- 0		1- 1		0- 0		2- 1																				
NON-CONFERENCE		0- 3		1- 1		2- 1		7- 5																				
RPI 1-50					RPI 51-100					Team's RPI: 74					RPI 101-200					RPI 201+								
RPI	S	Opponent		Score		RPI	S	Opponent		Score		RPI	S	Opponent		Score		RPI	s	Opponent		Score						
7	A	Oregon		56	65	1211	52	A	Georgia		80	60	0125	131	A	Mississippi St.		68	58	0103	205	H	Ball St.		77	59	1118	
9	H	Florida		67	80	0110	64	H	Vanderbilt		59	56	0107	131	H	Mississippi St.		71	62	0128	245	H	Missouri		68	56	0118	
10	H	Kentucky		58	67	0211	70	N	Valparaiso		60	68	1121	146	H	Coastal Caro.		70	53	1111	246	N	Saint Louis		62	57	1123	
21	A	South Carolina		90	86	0207	71	A	Auburn		64	84	0121	150	A	Texas		68	77	1202	321	H	Charleston So.		76	46	1129	
28	H	Dayton		72	77	1115	71	H	Auburn		77	82	0204	151	A	LSU		81	66	0114	337	H	Stetson		83	60	1229	
48	A	Arkansas		68	87	0201	79	N	Arkansas St.		67	52	1221	193	H	USC Upstate		78	61	1215								
50	H	Clemson		54	67	1218																						

A
l
a
b
a
m
a

Non-Div I Games:

Average RPI Win:		Stanford		WON-LOST		WINNING		(OFFICIAL) Through Games Of Feb. 14, 2017		SOS w/in Conf	
Average RPI Loss:		171		RECORD		PCT. RANK		STRENGTH OF SCHEDULE		OPP. STRENGTH OF SCHEDULE	
		44						TEAM RPI		.61256 (4)	
DIV. I ONLY		11- 13		201		6		63		75	
DIV. I NON-CONF.		7- 4		98		2		104		28	

		RPI 1-50		RPI 51-100		RPI 101-200		RPI 201+		TOTALS	
OVERALL		1- 9		1- 1		5- 3		4- 0		11- 13	
HOME		0- 2		1- 0		4- 2		2- 0		7- 4	
AWAY		0- 7		0- 0		0- 1		1- 0		1- 8	
NEUTRAL		1- 0		0- 1		1- 0		1- 0		3- 1	
NON-CONFERENCE		1- 3		0- 1		3- 0		3- 0		7- 4	

Non-Div I Games: Cal St. East Bay 79 55

Average RPI Win:

157

WON-LOST
RECORDWINNING
PCT. RANKSTRENGTH OF
SCHEDULEOPP. STRENGTH
OF SCHEDULETEAM
RPI

SOS w/in Conf

Average RPI Loss:

43

.67318

(4)

DIV. I ONLY

DIV. I NON-CONF.

14- 10

8- 4

115

85

51

254

36

136

76

162

RPI 1-50

OVERALL

HOME

AWAY

NEUTRAL

NON-CONFERENCE

5- 7

4- 1

1- 6

0- 0

1- 1

RPI 51-100

0- 2

0- 1

0- 1

0- 0

0- 2

RPI 101-200

3- 1

2- 1

1- 0

0- 0

2- 1

RPI 201+

6- 0

6- 0

0- 0

0- 0

5- 0

TOTALS

14- 10

12- 3

2- 7

0- 0

8- 4

RPI 1-50

RPI

S

Opponent

Score

4

H

Louisville

50

65

0107

8

H

North Carolina

75

63

1231

11

H

Florida St.

78

56

0125

14

A

Virginia

49

62

0121

15

A

Duke

57

110

0104

25

H

Notre Dame

62

60

0128

27

A

VCU

76

73

1207

32

A

Virginia Tech

61

62

0118

36

A

Wake Forest

69

81

0204

44

A

Tennessee

58

81

1203

50

H

Clemson

75

63

0112

50

A

Clemson

62

74

0201

RPI 51-100

RPI

S

Opponent

Score

52

H

Georgia

43

60

1220

77

A

Penn St.

60

67

1129

Team's RPI:

76

RPI 101-200

RPI

S

Opponent

Score

108

A

North Carolina St.

86

76

0115

109

H

Ohio

61

67

1118

142

H

Sam Houston St.

81

73

1122

199

H

Wofford

76

72

1222

RPI 201+

RPI

s

Opponent

Score

202

H

Boston College

65

54

0211

237

H

Alcorn

74

50

1218

263

H

Tennessee Tech

70

55

1111

276

H

Tulane

82

68

1126

297

H

Southern U.

77

62

1114

350

H

N.C. A&T

59

52

1228

G
e
o
r
g
i
a
T
e
c
hG
e
o
r
g
i
a
T
e
c
h

Non-Div I Games: Tusculum 96 58

Average RPI Win:

209

WON-LOST
RECORDWINNING
PCT. RANKSTRENGTH OF
SCHEDULEOPP. STRENGTH
OF SCHEDULETEAM
RPI

SOS w/in Conf

.44605

(9)

DIV. I ONLY

DIV. I NON-CONF.

17- 8

8- 4

59

85

214

145

108

44

79

51

RPI 1-50

RPI 51-100

RPI 101-200

RPI 201+

TOTALS

OVERALL

HOME

AWAY

NEUTRAL

NON-CONFERENCE

0- 3

0- 0

0- 3

0- 0

0- 2

2- 2

0- 0

1- 1

1- 1

2- 2

6- 1

4- 0

2- 1

0- 0

2- 0

9- 2

5- 0

4- 2

0- 0

4- 0

17- 8

9- 0

7- 7

1- 1

8- 4

RPI 1-50

RPI 51-100

Team's RPI: 79

RPI 101-200

RPI 201+

S

S

S

s

Opponent

Opponent

Opponent

Opponent

Score

Score

Score

Score

26

39

41

59

74

81

92

115

146

146

158

158

161

194

204

210

234

244

253

253

268

311

311

312

332

A

A

A

A

N

N

A

H

A

H

A

A

H

A

H

A

A

A

A

H

A

A

H

Minnesota

TCU

UT Arlington

Georgetown

Alabama

Chattanooga

North Dakota St.

Lehigh

Coastal Caro.

Coastal Caro.

Louisiana

Louisiana

UT Martin

Troy

Texas St.

South Ala.

Cleveland St.

Little Rock

Appalachian St.

Appalachian St.

Central Ark.

La.-Monroe

La.-Monroe

Army West Point

SIUE

75

54

75

78

52

73

66

97

65

67

74

88

87

82

97

74

78

89

89

76

73

60

75

82

77

81

72

67

67

76

89

80

57

69

68

80

89

62

62

51

72

70

78

77

63

57

57

1223

1203

0211

1117

1221

1120

1111

1127

0107

0206

1231

0130

1214

0121

0123

0123

1130

0114

0109

0204

1216

0102

0128

1119

1122

Non-Div I Games: Central Baptist 100 57

Average RPI Win: **214**
 Average RPI Loss: **34**

WON-LOST
RECORD

WINNING
PCT. RANK

STRENGTH OF
SCHEDULE

OPP. STRENGTH
OF SCHEDULE

TEAM
RPI

SOS w/in Conf
.57356 (10)

DIV. I ONLY				15- 8				70				111				71				80			
DIV. I NON-CONF.				7- 3				78				239				222				136			
RPI 1-50				RPI 51-100				RPI 101-200				RPI 201+				TOTALS							
OVERALL				1- 6				0- 1				6- 1				8- 0				15- 8			
HOME				1- 3				0- 0				3- 0				6- 0				10- 3			
AWAY				0- 3				0- 1				3- 0				1- 0				4- 4			
NEUTRAL				0- 0				0- 0				0- 1				1- 0				1- 1			
NON-CONFERENCE				0- 2				0- 0				0- 1				7- 0				7- 3			

RPI 1-50				RPI 51-100				RPI 101-200				RPI 201+			
RPI	S	Opponent	Score	RPI	S	Opponent	Score	RPI	S	Opponent	Score	RPI	s	Opponent	Score
6	A	Arizona	56 66 0105	75	A	Stanford	75 81 0204	103	N	San Francisco	86 89 1222	219	H	Utah Valley	87 80 1206
7	H	Oregon	67 73 0126					107	H	Colorado	76 60 0101	229	N	SFA	74 66 1225
12	H	Butler	59 68 1128					132	A	Arizona St.	88 82 0107	264	H	Montana St.	92 84 1201
13	A	Xavier	69 77 1210					155	A	Washington St.	88 47 0118	289	H	Oregon St.	86 78 0128
23	H	UCLA	82 83 0114					155	H	Washington St.	74 70 0209	296	A	Hawaii	66 52 1223
31	H	Southern California	86 64 0112					192	A	Washington	94 72 0121	306	H	UC Riverside	85 67 1125
33	A	California	75 77 0202					192	H	Washington	85 61 0211	308	H	Prairie View	92 60 1217
												333	H	Coppin St.	94 51 1118

Non-Div I Games: Concordia Portland 96 53 Northwest Nazarene 81 37

Average RPI Win:	194	WON-LOST	WINNING	STRENGTH OF	OPP. STRENGTH	TEAM	SOS w/in Conf
Average RPI Loss:	112	RECORD	PCT. RANK	SCHEDULE	OF SCHEDULE	RPI	
							.47794 (5)

DIV. I ONLY		16- 7	56	188	115	81		
DIV. I NON-CONF.		7- 3	78	173	26	53		
RPI 1-50		RPI 51-100		RPI 101-200		RPI 201+		TOTALS
OVERALL	1- 1	1- 4		7- 1		6- 1		16- 7
HOME	0- 0	1- 0		5- 0		3- 1		9- 1
AWAY	1- 1	0- 3		2- 1		2- 0		6- 5
NEUTRAL	0- 0	0- 1		0- 0		1- 0		1- 1
NON-CONFERENCE	1- 1	0- 2		3- 0		3- 0		7- 3
RPI 1-50				RPI 51-100		Team's RPI: 81		RPI 101-200
RPI	S	Opponent	Score	RPI	S	Opponent	Score	RPI 201+
8	A	North Carolina	57 97 1113	64	A	Vanderbilt	74 76 1217	122 A UNCG 68 73 0102
44	A	Tennessee	82 69 1111	79	N	Arkansas St.	67 73 1120	122 H UNCG 91 68 0202
				89	H	Furman	80 64 0107	126 H Marshall 96 85 1206
				89	A	Furman	56 60 0209	146 A Coastal Caro. 68 52 1129
				99	A	ETSU	71 76 0128	164 H Jacksonville St. 73 57 1221
								167 H Samford 82 78 0121
								199 H Wofford 77 66 0105
								199 A Wofford 73 65 0211
								201 A Mercer 70 68 0114
								257 A Western Caro. 64 48 1231
								257 H Western Caro. 77 65 0204
								262 A Kennesaw St. 88 71 1126
								268 N Central Ark. 75 64 1119
								293 H The Citadel 83 73 0111
								311 H La.-Monroe 79 52 1203
								320 H VMI 64 80 0125

Non-Div I Games:	Hiwassee	102 54	Tenn. Wesleyan	107 65
------------------	----------	--------	----------------	--------

W
i
n
t
h
r
o
p

Non-Div I Games: Ferrum	66	47	Greensboro	106	63
-------------------------	----	----	------------	-----	----

Average RPI Win: 170
Average RPI Loss: 76

WON-LOST
RECORD

WINNING
PCT. RANK

STRENGTH OF
SCHEDULE

OPP. STRENGTH
OF SCHEDULE

TEAM
RPI

SOS w/in Conf
.62026 (1)

DIV. I ONLY		14- 12	151	35	80	83
DIV. I NON-CONF.		9- 4	81	76	36	61
RPI 1-50		RPI 51-100		RPI 101-200		RPI 201+
OVERALL	2- 5	3- 1		3- 6		6- 0
HOME	0- 2	2- 0		2- 3		4- 0
AWAY	0- 3	1- 1		1- 3		1- 0
NEUTRAL	2- 0	0- 0		0- 0		1- 0
NON-CONFERENCE	2- 1	1- 0		3- 3		3- 0
TOTALS		14- 12		8- 5		3- 7
		8- 5		3- 7		3- 0
		3- 0		9- 4		

RPI 1-50				RPI 51-100				RPI 101-200				RPI 201+			
RPI	S	Opponent	Score	RPI	S	Opponent	Score	RPI	S	Opponent	Score	RPI	s	Opponent	Score
2	A	Villanova	57 78 1213	58	A	Houston	66 79 0128	110	H	Yale	83 77 1222	232	N	DePaul	74 65 1210
11	N	Florida St.	89 86 1124	98	H	La Salle	97 92 1111	112	A	UCF	53 77 1231	233	H	East Carolina	81 62 0107
16	H	Cincinnati	50 56 1228	100	H	Memphis	77 66 0125	118	H	Tulsa	68 70 0114	254	H	Manhattan	88 67 1120
16	A	Cincinnati	74 81 0118	100	A	Memphis	74 62 0212	121	A	UConn	59 73 0111	276	A	Tulane	79 71 0131
18	A	SMU	65 79 0104					134	H	George Washington	63 66 1207	279	H	South Fla.	83 74 0205
18	H	SMU	50 66 0209					148	A	Massachusetts	67 70 1117	298	H	NJIT	68 63 1217
29	N	West Virginia	81 77 1125					154	H	New Hampshire	52 57 1114				
								157	A	Saint Joseph's	78 72 1130				
								200	H	Penn	70 62 1203				

Temple

Temple

Non-Div I Games:

M
a
r
q
u
e
t
t
e

Marquette									
Average RPI Win:		168	WON-LOST RECORD		WINNING PCT. RANK		(OFFICIAL) Through Games Of Feb. 14, 2017		SOS w/in Conf
Average RPI Loss:		47					STRENGTH OF SCHEDULE		OPP. STRENGTH OF SCHEDULE
							TEAM RPI		.63774 (7)
DIV. I ONLY		15- 10	105		76		26		85
DIV. I NON-CONF.		9- 3	52		276		70		139
RPI 1-50		RPI 51-100		RPI 101-200		RPI 201+		TOTALS	
OVERALL	3- 5	3- 4		1- 1		8- 0		15- 10	
HOME	2- 2	1- 1		1- 0		7- 0		11- 3	
AWAY	1- 3	1- 1		0- 1		1- 0		3- 5	
NEUTRAL	0- 0	1- 2		0- 0		0- 0		1- 2	
NON-CONFERENCE	0- 1	2- 2		1- 0		6- 0		9- 3	
RPI 1-50				RPI 51-100				Team's RPI: 85	
RPI	S	Opponent	Score	RPI	S	Opponent	Score		
2	A	Villanova	81 93 0107	52	A	Georgia	89 79 1204		
2	H	Villanova	74 72 0124	57	N	Michigan	61 79 1117		
12	A	Butler	80 88 0116	59	H	Georgetown	76 66 1228		
12	H	Butler	65 68 0207	59	A	Georgetown	62 80 0211		
17	A	Creighton	102 94 0121	60	N	Pittsburgh	75 78 1118		
24	H	Wisconsin	84 93 1210	64	N	Vanderbilt	95 71 1111		
49	A	Seton Hall	66 69 0101	68	H	Providence	78 79 0128		
49	H	Seton Hall	89 86 0111						
RPI 101-200				RPI 201+					
RPI	S	Opponent	Score	RPI	S	Opponent	Score		
123	A	St. John's (NY)	72 86 0201	217	H	Houston Baptist	101 79 1126		
130	H	Fresno St.	84 81 1206	232	H	DePaul	83 58 0114		
				232	A	DePaul	92 79 0204		
				243	H	IUPUI	104 79 1122		
				257	H	Western Caro.	90 44 1130		
				287	H	Saint Francis (PA)	78 65 1219		
				332	H	SIUE	89 56 1221		
				344	H	Howard	81 49 1114		

M
a
r
q
u
e
t
t
e

Non-Div I Games:

Texts

Non-Div I Games:

BY
Y
U

Loss, Non-Conf, S Site, H Home, A Away, N Neutral

Average RPI Win: 208				(OFFICIAL) Through Games Of Feb. 14, 2017				SOS w/in Conf			
Average RPI Loss: 145				STRENGTH OF SCHEDULE				OPP. STRENGTH OF SCHEDULE			
Furman				TEAM RPI				.46418 (7)			
WON-LOST RECORD				WINNING PCT. RANK							
DIV. I ONLY				17- 8				59			
DIV. I NON-CONF.				5- 6				197			
203				166				89			
165				216				156			
RPI 1-50				RPI 51-100				RPI 101-200			
OVERALL				2- 5				6- 1			
HOME				2- 1				2- 0			
AWAY				0- 4				4- 1			
NEUTRAL				0- 0				0- 0			
NON-CONFERENCE				0- 4				3- 0			
RPI 201+				7- 2				3- 1			
TOTALS				17- 8				8- 2			
0- 0				0- 4				4- 1			
0- 0				0- 0				0- 0			
0- 0				0- 4				2- 2			
5- 6											
RPI 1-50				RPI 51-100				RPI 101-200			
RPI S Opponent Score				RPI S Opponent Score				RPI S Opponent Score			
Team's RPI: 89				Team's RPI: 89				Team's RPI: 89			
52 A Georgia 78 84 1117				122 A UNCG 73 67 0128				201 H Mercer 71 69 0102			
57 A Michigan 62 68 1222				167 A Samford 83 73 0105				201 A Mercer 70 68 0202			
67 H UNC Asheville 58 64 1122				167 H Samford 90 73 0211				218 A Gardner-Webb 68 65 1210			
81 A Chattanooga 64 80 0107				174 A UAB 84 74 1114				257 H Western Caro. 85 37 0125			
81 H Chattanooga 60 56 0209				175 A Liberty 61 58 1206				263 A Tennessee Tech 68 62 1219			
82 A Winthrop 57 58 1130				184 H Navy 79 46 1203				275 H South Carolina St. 67 69 1216			
99 H ETSU 75 62 0119				199 A Wofford 58 67 0114				293 H The Citadel 83 68 1231			
								293 A The Citadel 99 91 0204			
								320 H VMI 89 72 0121			
								320 A VMI 80 52 0213			
								346 A Presbyterian 71 73 1111			

Non-Div I Games:	Trinity Baptist	102	53	Hiwassee	98	48
------------------	-----------------	-----	----	----------	----	----

Average RPI Win: **177**
 Average RPI Loss: **45**

WON-LOST
RECORD

WINNING
PCT. RANK

STRENGTH OF
SCHEDULE

OPP. STRENGTH
OF SCHEDULE

TEAM
RPI

SOS w/in Conf
.64759 (4)












DIV. I ONLY				15- 11				119				43				61				91			
DIV. I NON-CONF.				10- 3				41				162				155				84			
RPI 1-50				RPI 51-100				RPI 101-200				RPI 201+				TOTALS							
OVERALL				3- 7				2- 1				7- 0				15- 11							
HOME				2- 2				2- 0				7- 0				13- 4							
AWAY				0- 3				0- 1				0- 0				1- 5							
NEUTRAL				1- 2				0- 0				0- 0				1- 2							
NON-CONFERENCE				2- 2				1- 1				7- 0				10- 3							
RPI 1-50				RPI 51-100				RPI 101-200				RPI 201+											
RPI	S	Opponent	Score	RPI	S	Opponent	Score	RPI	S	Opponent	Score	RPI	s	Opponent	Score								
3	N	Kansas	103 99 1111	57	A	Michigan	60 90 0126	147	H	Rutgers	76 57 0115	217	H	Houston Baptist	103 61 1210								
4	N	Louisville	62 77 1231	57	H	Michigan	63 75 0212	156	A	Fort Wayne	68 71 1122	269	H	Austin Peay	97 62 1222								
8	H	North Carolina	76 67 1130	69	H	Illinois	96 80 0107	175	H	Liberty	87 48 1119	290	H	Southeast Mo. St.	83 55 1204								
12	N	Butler	78 83 1217	77	A	Penn St.	78 75 0118					292	H	UMass Lowell	100 78 1116								
19	H	Purdue	64 69 0209	77	H	Penn St.	110 102 0201					325	H	Delaware St.	103 56 1219								
22	A	Maryland	72 75 0110	84	H	Nebraska	83 87 1228					332	H	SIUE	83 60 1202								
24	H	Wisconsin	68 75 0103									336	H	Mississippi Val.	85 52 1127								
24	A	Wisconsin	60 65 0205																				
35	A	Northwestern	55 68 0129																				
40	H	Michigan St.	82 75 0121																				

Indiana

Indiana

Non-Div I Games:

North Dakota State.

RPI 201+		Score		
RPI	s Opponent			
211	 Long Beach St.	68	67	1125
258	 North Florida	86	82	0125
258	 North Florida	74	59	0130
262	 Kennesaw St.	78	75	0112
262	 Kennesaw St.	75	63	0211
278	 Binghamton	69	53	1123
294	 Fla. Atlantic	75	62	1228
295	 Jacksonville	78	56	0128
295	 Jacksonville	67	57	0204
298	 NJIT	84	71	0121
337	 Stetson	89	88	0107
341	 FIU	82	63	1211

107 50

Average RPI Win: **185**
Average RPI Loss: **92**

WON-LOST
RECORD

WINNING
PCT. RANK

STRENGTH OF
SCHEDULE

OPP. STRENGTH
OF SCHEDULE

TEAM
RPI

SOS w/in Conf
.59113 (1)

DIV. I ONLY

DIV. I NON-CONF.

15- 10

6- 6

105

167

88

225

96

141

95

212

RPI 1-50

RPI 51-100

RPI 101-200

RPI 201+

TOTALS

OVERALL

HOME

AWAY

NEUTRAL

NON-CONFERENCE

1- 4

1- 1

0- 2

0- 1

0- 2

1- 2

0- 1

1- 1

0- 0

0- 2

6- 3

3- 2

3- 1

0- 0

1- 1

7- 1

5- 0

1- 1

1- 0

5- 1

15- 10

9- 4

5- 5

1- 1

6- 6

RPI 1-50

RPI 51-100

Team's RPI: 95

RPI

S

Opponent

Score

22

N

Maryland

82 88 1125

27

A

VCU

74 81 0201

28

A

Dayton

59 75 0119

36

H

Wake Forest

67 75 1203

42

H

Rhode Island

73 62 0125

RPI 101-200

RPI 201+

RPI

S

Opponent

Score

102

H

St. Bonaventure

78 61 0111

111

A

George Mason

70 93 0214

116

A

Davidson

82 80 1231

134

A

George Washington

77 70 0108

134

H

George Washington

84 75 0204

143

H

Old Dominion

61 64 1114

157

A

Saint Joseph's

70 66 0114

181

H

UMBC

78 75 1210

RPI 201+

RPI

s

Opponent

Score

202

N

Boston College

67 54 1126

212

H

Fordham

80 72 0104

228

H

Duquesne

101 90 0128

267

H

Robert Morris

81 69 1120

271

A

Oral Roberts

72 87 1223

274

A

James Madison

75 55 1220

301

H

Hampton

65 52 1122

320

H

VMI

72 69 1111

R
i
c
h
m
o
n
d

R
i
c
h
m
o
n
d

Non-Div I Games:

CSU Bakersfield				(OFFICIAL) Through Games Of Feb. 14, 2017				SOS w/in Conf		
Average RPI Win:		248	WON-LOST	WINNING	STRENGTH OF		OPP. STRENGTH	TEAM	.49572 (2)	
Average RPI Loss:		116	RECORD	PCT. RANK	SCHEDULE		OF SCHEDULE	RPI		
DIV. I ONLY		14- 7	62	226	214	96				
DIV. I NON-CONF.		6- 6	167	268	207	172				
RPI 1-50		RPI 51-100		RPI 101-200		RPI 201+		TOTALS		
OVERALL	0- 2	1- 2		3- 2		10- 1		14- 7		
HOME	0- 0	1- 0		1- 0		5- 0		7- 0		
AWAY	0- 2	0- 2		2- 1		4- 1		6- 6		
NEUTRAL	0- 0	0- 0		0- 1		1- 0		1- 1		
NON-CONFERENCE	0- 2	0- 1		1- 2		5- 1		6- 6		
RPI 1-50				RPI 51-100		Team's RPI: 96		RPI 101-200		
RPI	S	Opponent	Score	RPI	S	Opponent	Score	RPI		S
6	A	Arizona	66 78 1115	56	A	New Mexico St.	58 63 0114	124		A
18	A	SMU	43 49 1202	56	H	New Mexico St.	72 53 0209	130		H
				87	A	BYU	71 81 1222	180		A
								183		A
								191		N
								RPI 201+		
								RPI		s
								219		H
								258		N
								261		H
								284		H
								304		A
								309		A
								309		H
								310		A
								328		H
								328		A
								335	A	

Non-Div I Games:	Bethesda (CA)	105	78	Pacific Union	79	46	San Diego Christian	96	54
------------------	---------------	-----	----	---------------	----	----	---------------------	----	----

Lasalle

Non-Div I Games:

S
t
.
B
o
n
a
v
e
n
t
u
r
e

Average RPI Win:		St. Bonaventure		WON-LOST RECORD		WINNING PCT. RANK		(OFFICIAL) Through Games Of Feb. 14, 2017		STRENGTH OF SCHEDULE		OPP. STRENGTH OF SCHEDULE		TEAM RPI		SOS w/in Conf	
Average RPI Loss:		204		84		15- 9		83		120		104		102		.54176	
DIV. I ONLY		15- 9		83		120		104		102						(11)	
DIV. I NON-CONF.		8- 4		85		154		219		129							
		RPI 1-50		RPI 51-100		RPI 101-200		RPI 201+		TOTALS							
OVERALL		0- 5		0- 1		7- 2		8- 1		15- 9							
HOME		0- 3		0- 0		4- 1		3- 0		7- 4							
AWAY		0- 1		0- 1		2- 1		2- 0		4- 3							
NEUTRAL		0- 1		0- 0		1- 0		3- 1		4- 2							
NON-CONFERENCE		0- 2		0- 0		4- 1		4- 1		8- 4							
		RPI 1-50		RPI 51-100		RPI 101-200		RPI 201+									
RPI	S	Opponent	Score	RPI	S	Opponent	Score	RPI	S	Opponent	Score	RPI	S	Opponent	Score		
9	N	Florida	66 73 1117	95	A	Richmond	61 78 0111	111	H	George Mason	82 72 0107	212	N	Fordham	73 53 0114		
27	H	VCU	77 83 0204					117	H	Buffalo	90 84 1203	216	N	Pepperdine	89 63 1123		
28	H	Dayton	74 90 0103					134	A	George Washington	70 76 0211	228	A	Duquesne	71 64 0201		
42	A	Rhode Island	59 71 0128					136	H	Canisius	101 106 1222	244	N	Little Rock	65 68 1121		
43	H	UNCW	80 81 1210					145	H	Siena	81 74 1130	246	A	Saint Louis	71 52 0117		
								148	A	Massachusetts	89 77 1230	246	H	Saint Louis	70 55 0208		
								157	H	Saint Joseph's	67 63 0124	282	N	Niagara	79 69 1217		
								163	N	Central Mich.	102 71 1122	287	H	Saint Francis (PA)	92 82 1112		
								196	A	Hofstra	81 75 1206	312	H	Army West Point	92 83 1219		

S
t
.
B
o
n
a
v
e
n
t
u
r
e

Non-Div I Games:

San Francisco

(OFFICIAL) Through Games Of Feb. 14, 2017

Average RPI Win: 213

WON-LOST RECORD

WINNING PCT. RANK

STRENGTH OF SCHEDULE

OPP. STRENGTH OF SCHEDULE

TEAM RPI

SOS w/in Conf .55002 (6)

DIV. I ONLY

DIV. I NON-CONF.

17- 9

68

121

131

103

9- 3

52

188

340

107

OVERALL

HOME

AWAY

NEUTRAL

NON-CONFERENCE

RPI 1-50

1- 3

0- 2

0- 1

1- 0

1- 0

RPI 51-100

1- 3

0- 1

0- 1

1- 1

1- 1

RPI 101-200

3- 2

3- 0

0- 2

0- 0

1- 1

RPI 201+

12- 1

8- 1

3- 0

1- 0

6- 1

TOTALS

17- 9

11- 4

3- 4

3- 1

9- 3

RPI 1-50

RPI 51-100

RPI 101-200

Team's RPI: 103

RPI 201+

RPI

S

Opponent

Score

RPI

S

Opponent

Score

RPI

S

Opponent

Score

RPI

S

Opponent

Score

RPI

S

Opponent

Score

5

H

Gonzaga

80 95 0105

20

H

St. Mary's (CA)

52 63 0107

20

A

St. Mary's (CA)

46 66 0126

34

N

Illinois St.

66 58 1223

80

N

Utah

89 86 1222

87

A

BYU

75 85 0112

87

H

BYU

52 68 0211

97

N

San Diego St.

48 62 1225

129

A

Santa Clara

58 72 1231

129

H

Santa Clara

61 58 0209

133

A

Eastern Wash.

90 96 1127

178

H

Loyola Marymount

74 64 0204

194

H

Troy

79 67 1123

214

H

San Diego

80 74 1229

214

A

San Diego

60 43 0121

215

H

Portland

75 50 0119

216

H

Pepperdine

77 56 0202

237

H

Alcorn

78 65 1130

238

H

Lamar University

82 63 1202

240

H

Pacific

72 51 0114

240

A

Pacific

81 60 0128

251

H

Ill.-Chicago

82 80 1111

261

H

Portland St.

78 82 1216

303

N

Sacramento St.

77 59 1126

315

H

Abilene Christian

86 51 1219

328

A

UC Santa Barbara

75 63 1116

San Francisco

Non-Div I Games: San Fran. St. 91 59

W
i
l
l
i
a
m
&
M
a
r
y

Loss, Non-Conf, S Site, H Home, A Away, N Neutral

Average RPI Win:

183

WON-LOST
RECORDWINNING
PCT. RANKSTRENGTH OF
SCHEDULEOPP. STRENGTH
OF SCHEDULETEAM
RPI

SOS w/in Conf

.56437

(12)

DIV. I ONLY		14- 11	127	107	45	107		
DIV. I NON-CONF.		9- 3	52	187	50	83		
RPI 1-50		RPI 51-100		RPI 101-200		RPI 201+		TOTALS
OVERALL	2- 5	1- 2		5- 4		6- 0		14- 11
HOME	2- 2	0- 0		4- 1		4- 0		10- 3
AWAY	0- 2	1- 2		0- 3		2- 0		3- 7
NEUTRAL	0- 1	0- 0		1- 0		0- 0		1- 1
NON-CONFERENCE	1- 1	0- 1		3- 1		5- 0		9- 3

RPI 1-50				RPI 51-100				RPI 101-200				RPI 201+			
RPI	S	Opponent	Score	RPI	S	Opponent	Score	RPI	S	Opponent	Score	RPI	s	Opponent	Score
6	A	Arizona	73 82 0107	75	A	Stanford	81 74 0202	101	H	Colorado St.	58 72 1130	215	A	Portland	76 63 1203
7	H	Oregon	74 65 0128	80	A	Utah	60 76 0101	132	A	Arizona St.	77 78 0105	241	A	Air Force	75 68 1219
13	H	Xavier	68 66 1207	87	A	BYU	71 79 1210	133	H	Eastern Wash.	76 68 1222	284	H	Seattle U	67 55 1114
23	H	UCLA	89 104 0112					150	N	Texas	68 54 1122	289	H	Oregon St.	85 78 0126
25	N	Notre Dame	83 89 1121					155	A	Washington St.	89 91 0121	303	H	Sacramento St.	90 53 1111
31	H	Southern California	68 71 0115					155	H	Washington St.	81 49 0212	311	H	La.-Monroe	89 70 1117
33	A	California	66 77 0205					192	A	Washington	83 85 0118				
								192	H	Washington	81 66 0209				
								199	H	Wofford	75 60 1127				

Non-Div I Games: Fort Hays St. 81 71

DIV. I ONLY	15- 8	70	162	178	109
DIV. I NON-CONF.	7- 3	78	267	282	118

RPI 1-50	RPI 51-100		RPI 101-200		RPI 201+
OVERALL	1- 1	1- 0	3- 5	10- 2	15- 8
HOME	1- 0	0- 0	1- 3	7- 0	9- 3
AWAY	0- 1	1- 0	2- 2	3- 2	6- 5
NEUTRAL	0- 0	0- 0	0- 0	0- 0	0- 0
NON-CONFERENCE	0- 0	1- 0	1- 2	5- 1	7- 3

RPI 1-50				RPI 51-100				RPI 101-200				RPI 201+			
RPI	S	Opponent	Score	RPI	S	Opponent	Score	RPI	S	Opponent	Score	RPI	s	Opponent	Score
37	A	Akron	68 83 0117	76	A	Georgia Tech	67 61 1118	105	A	Iona	75 79 1210	205	A	Ball St.	79 77 0210
37	H	Akron	85 70 0204					117	A	Buffalo	74 72 0110	213	H	Western Mich.	89 58 0103
								126	A	Marshall	88 98 1130	213	A	Western Mich.	85 90 0131
								142	H	Sam Houston St.	96 75 1114	222	A	Northern Ill.	78 69 0121
								163	H	Central Mich.	87 97 0207	223	A	Western Ky.	66 67 1221
								166	H	Toledo	76 79 0124	227	H	Kent St.	85 67 0106
								172	H	Eastern Mich.	49 53 0114	234	H	Cleveland St.	71 53 1217
								172	A	Eastern Mich.	79 71 0214	236	A	Bowling Green	96 72 0128
												263	H	Tennessee Tech	68 57 1125
												272	H	Milwaukee	71 69 1214
												285	H	Bryant	79 53 1203
												297	H	Southern U.	77 67 1112

Non-Div I Games: Urbana 77 50

Average RPI Win:

180

WON-LOST
RECORDWINNING
PCT. RANKSTRENGTH OF
SCHEDULEOPP. STRENGTH
OF SCHEDULETEAM
RPI

SOS w/in Conf

Average RPI Loss:

134

.52856

(14)

DIV. I ONLY		17- 8	59	193	92	111
DIV. I NON-CONF.		9- 3	52	297	126	142
RPI 1-50		RPI 51-100		RPI 101-200		RPI 201+
OVERALL	0- 1	4- 2		6- 3		17- 8
HOME	0- 1	2- 1		1- 2		8- 5
AWAY	0- 0	2- 0		5- 1		7- 2
NEUTRAL	0- 0	0- 1		0- 0		2- 1
NON-CONFERENCE	0- 0	1- 2		2- 1		9- 3

RPI 1-50				RPI 51-100				RPI 101-200				RPI 201+			
RPI	S	Opponent	Score	RPI	S	Opponent	Score	RPI	S	Opponent	Score	RPI	s	Opponent	Score
27	H	VCU	64 73 1230	58	N	Houston	56 93 1121	102	A	St. Bonaventure	72 82 0107	201	H	Mercer	79 68 1203
				77	A	Penn St.	85 66 1207	116	A	Davidson	76 69 0208	212	H	Fordham	73 67 0211
				93	H	Towson	61 67 1112	128	A	UNI	54 50 1130	227	N	Kent St.	79 75 1122
				95	A	Richmond	82 77 0122	134	H	George Washington	68 87 0125	231	N	Bradley	77 66 1123
				95	H	Richmond	93 70 0214	148	H	Massachusetts	86 81 0104	246	H	Saint Louis	56 63 0114
				98	H	La Salle	95 75 0204	148	A	Massachusetts	76 74 0128	246	A	Saint Louis	74 76 0201
								157	A	Saint Joseph's	75 67 0110	274	H	James Madison	80 77 1126
								168	H	Mt. St. Mary's	76 78 1118	308	H	Prairie View	75 59 1222
								200	A	Penn	79 60 1210	339	H	Longwood	97 60 1212

Non-Div I Games: Lebanon Valley 90 65

UCF

Average RPI Win: 209

Average RPI Loss: 89

WON-LOST RECORD

WINNING PCT. RANK

92

16- 10

9- 3

52

133

260

118

310

112

125

STRENGTH OF SCHEDULE

OPP. STRENGTH OF SCHEDULE

TEAM RPI

SOS w/in Conf

.56572

(5)

DIV. I ONLY		16- 10		92		133		118		112	
DIV. I NON-CONF.		9- 3		52		260		310		125	

OVERALL

HOME

AWAY

NEUTRAL

NON-CONFERENCE

RPI 1-50

RPI 51-100

RPI 101-200

RPI 201+

TOTALS

0- 3

0- 1

0- 1

0- 1

0- 1

4- 2

3- 0

1- 2

0- 0

1- 0

3- 5

1- 2

1- 3

1- 0

2- 2

9- 0

8- 0

1- 0

0- 0

6- 0

16- 10

12- 3

3- 6

1- 1

9- 3

RPI 1-50					RPI 51-100					RPI 101-200					Team's RPI: 112					RPI 201+				
RPI	S	Opponent	Score		RPI	S	Opponent	Score		RPI	S	Opponent	Score		RPI	s	Opponent	Score						
2	N	Villanova	57 67	1120	58	H	Houston	77 70	0114	118	A	Tulsa	66 77	0128	233	H	East Carolina	48 45	0103					
16	A	Cincinnati	50 60	0208	58	A	Houston	64 82	0201	118	H	Tulsa	71 53	0214	250	H	Nicholls St.	80 56	1114					
18	H	SMU	60 65	0125	72	A	Col. of Charleston	60 40	1118	121	A	UConn	49 64	0108	276	A	Tulane	85 72	1228					
					83	H	Temple	77 53	1231	121	H	UConn	63 66	0211	279	H	South Fla.	86 64	0117					
					100	A	Memphis	65 70	0122	131	N	Mississippi St.	86 61	1117	284	H	Seattle U	67 51	1126					
					100	H	Memphis	72 57	0204	134	A	George Washington	59 74	1215	305	H	UMES	76 58	1210					
										148	A	Massachusetts	65 62	1203	313	H	Miami (OH)	80 73	1218					
										200	H	Penn	49 58	1212	337	H	Stetson	81 45	1130					
															349	H	Bethune-Cookman	71 41	1221					

UCF

Non-Div I Games:

U
C
F

U
C
F

DIV. I ONLY

DIV. I NON-CONF.

16- 10

7- 6

92

159

172

227

192

149

113

155

RPI 1-50

OVERALL

HOME

AWAY

NEUTRAL

NON-CONFERENCE

0- 1

0- 0

0- 1

0- 0

0- 1

RPI 51-100

1- 3

0- 1

1- 1

0- 1

0- 2

RPI 101-200

5- 3

3- 0

2- 2

0- 1

0- 2

RPI 201+

10- 3

7- 0

2- 3

1- 0

7- 1

TOTALS

16- 10

10- 1

5- 7

1- 2

7- 6

RPI 1-50

RPI S Opponent Score

5 A Gonzaga 65 102 1221

RPI 51-100

RPI S Opponent Score

58 N Houston 58 85 1122

84 A Nebraska 61 73 1203

92 H North Dakota St. 69 70 0111

92 A North Dakota St. 76 66 0204

RPI 101-200

Team's RPI: 113

RPI S Opponent Score

153 A Denver 75 69 0104

153 H Denver 88 83 0128

156 H Fort Wayne 66 63 0114

156 A Fort Wayne 93 82 0208

183 A UMKC 82 84 1130

185 H Omaha 86 69 1229

185 A Omaha 83 91 0201

196 N Hofstra 57 65 1123

RPI 201+

RPI s Opponent Score

208 H Montana 72 67 1127

215 A Portland 82 85 1216

224 A South Dakota St. 72 73 1231

224 H South Dakota St. 91 89 0211

227 N Kent St. 80 77 1121

236 H Bowling Green 78 72 1113

243 H IUPUI 85 74 0107

264 H Montana St. 74 57 1207

264 A Montana St. 80 68 1218

271 A Oral Roberts 80 90 0118

286 A Drake 79 74 1111

303 H Sacramento St. 72 56 1210

322 H Western Ill. 62 55 0125

Non-Div I Games:	Presentation	99	60	Doane	80	46
------------------	--------------	----	----	-------	----	----

Average RPI Win: **218**
Average RPI Loss: **142**

WON-LOST
RECORD

WINNING
PCT. RANK

STRENGTH OF
SCHEDULE

OPP. STRENGTH
OF SCHEDULE

TEAM
RPI

SOS w/in Conf
.46358 (1)

DIV. I ONLY		13- 11	142	140	228	115
DIV. I NON-CONF.		5- 5	167	36	171	66
RPI 1-50		RPI 51-100		RPI 101-200		RPI 201+
OVERALL		3- 2		3- 8		7- 0
HOME		2- 0		1- 2		4- 0
AWAY		1- 2		2- 6		3- 0
NEUTRAL		0- 0		0- 0		0- 0
NON-CONFERENCE		1- 2		2- 2		2- 0
TOTALS		13- 11		7- 2		6- 9
		0- 0		0- 0		0- 0
		5- 5				

RPI 1-50				RPI 51-100				RPI 101-200				RPI 201+			
RPI	S	Opponent	Score	RPI	S	Opponent	Score	RPI	S	Opponent	Score	RPI	s	Opponent	Score
13	A	Xavier	81 84 1111	66	H	Princeton	76 67 1120	110	A	Yale	81 89 1117	267	H	Robert Morris	64 58 1203
				79	A	Arkansas St.	89 97 1127	131	A	Mississippi St.	87 73 1125	281	A	Colgate	76 62 0125
				88	A	Bucknell	82 71 0111	168	A	Mt. St. Mary's	90 71 1210	287	H	Saint Francis (PA)	100 67 1212
				88	H	Bucknell	79 71 0208	170	H	Loyola Maryland	83 84 0105	312	A	Army West Point	66 59 1230
				98	A	La Salle	81 89 1130	170	A	Loyola Maryland	60 62 0201	318	H	American	79 73 0108
								171	A	Stony Brook	57 62 1206	318	A	American	70 55 0204
								184	A	Navy	72 75 0118	323	H	Lafayette	75 68 0121
								187	A	Boston U.	61 75 0102				
								187	H	Boston U.	59 76 0130				
								189	H	Holy Cross	68 51 0114				
								189	A	Holy Cross	45 61 0212				

Non-Div I Games: Cabrini 93 72

L
e
h
i
g
h

L
e
h
i
g
h

DIV. I ONLY

DIV. I NON-CONF.

12- 11

7- 4

161

98

116

143

76

55

116

85

RPI 1-50

OVERALL

HOME

AWAY

NEUTRAL

NON-CONFERENCE

1- 5

1- 1

0- 3

0- 1

0- 3

RPI 51-100

0- 3

0- 1

0- 2

0- 0

0- 1

RPI 101-200

2- 2

0- 1

1- 1

1- 0

1- 0

RPI 201+

8- 1

5- 1

2- 0

1- 0

5- 0

TOTALS

12- 11

6- 4

4- 6

2- 1

7- 4

RPI 1-50

RPI S Opponent Score

3 A Kansas 71 89 1217

8 A North Carolina 74 83 1207

27 H VCU 69 63 0114

27 A VCU 60 74 0211

42 H Rhode Island 59 70 0203

50 N Clemson 78 95 1117

RPI 51-100

RPI S Opponent Score

72 A Col. of Charleston 61 76 1204

95 H Richmond 80 82 1231

98 A La Salle 83 91 0119

RPI 101-200

Team's RPI: 116

RPI S Opponent Score

111 H George Mason 69 76 0208

132 N Arizona St. 68 60 1120

134 A George Washington 69 73 0105

157 A Saint Joseph's 75 60 0131

RPI 201+

RPI s Opponent Score

201 A Mercer 78 57 1129

212 H Fordham 54 60 0111

212 A Fordham 84 66 0128

228 H Duquesne 74 60 0124

235 H Charlotte 79 57 1126

245 N Missouri 70 55 1118

246 A Saint Louis 77 66 0108

253 H Appalachian St. 86 74 1112

295 H Jacksonville 75 60 1221

319 H Hartford 105 75 1228

Non-Div I Games:

DIV. I ONLY		12- 12	174	104	165	117
DIV. I NON-CONF.		4- 7	236	122	121	192
<hr/>						
RPI 1-50		RPI 51-100		RPI 101-200		RPI 201+
OVERALL	0- 4	0- 1		4- 4		8- 3
HOME	0- 0	0- 0		1- 2		4- 1
AWAY	0- 3	0- 1		2- 2		4- 2
NEUTRAL	0- 1	0- 0		1- 0		0- 0
NON-CONFERENCE	0- 3	0- 1		1- 2		3- 1
<hr/>						
RPI 1-50		RPI 51-100		RPI 101-200		Team's RPI: 117
RPI S Opponent	Score	RPI S Opponent	Score	RPI S Opponent	Score	RPI s Opponent
13 A Xavier	53 86 1114	60 A Pittsburgh	79 84 1207	102 A St. Bonaventure	84 90 1203	205 H Ball St.
17 A Creighton	72 93 1129			109 H Ohio	72 74 0110	205 A Ball St.
37 A Akron	90 91 0128			136 H Canisius	87 94 1217	213 H Western Mich.
47 N Nevada	62 67 1125			163 H Central Mich.	101 91 0131	222 H Northern Ill.
				163 A Central Mich.	99 93 0214	227 A Kent St.
				166 A Toledo	54 86 0103	236 A Bowling Green
				172 A Eastern Mich.	77 68 0107	267 A Robert Morris
				176 N Weber St.	74 72 1126	282 A Niagara
						313 A Miami (OH)
						324 H Maine
						333 H Coppin St.

Non-Div I Games:	Alas. Anchorage	85	79	Nazareth	85	38
------------------	-----------------	----	----	----------	----	----

Average RPI Win:

288

WON-LOST
RECORDWINNING
PCT. RANKSTRENGTH OF
SCHEDULEOPP. STRENGTH
OF SCHEDULETEAM
RPI

SOS w/in Conf

.31313

(4)

DIV. I ONLY

DIV. I NON-CONF.

14- 11

4- 9

127

261

238

15

266

10

119

70

RPI 1-50

OVERALL

HOME

AWAY

NEUTRAL

NON-CONFERENCE

0- 6

0- 0

0- 6

0- 0

0- 6

1- 0

0- 0

1- 0

0- 0

1- 0

RPI 51-100

1- 0

0- 0

1- 0

0- 0

1- 0

RPI 101-200

1- 3

0- 0

1- 3

0- 0

1- 3

RPI 201+

12- 2

5- 0

7- 2

0- 0

2- 0

TOTALS

14- 11

5- 0

9- 11

0- 0

4- 9

RPI 1-50

RPI S Opponent Score

1 A Baylor 63 89 1221

4 A Louisville 71 102 1210

6 A Arizona 63 85 1130

16 A Cincinnati 58 96 1213

39 A TCU 59 96 1218

41 A UT Arlington 82 89 1112

RPI 51-100

RPI S Opponent Score

98 A La Salle 77 76 1119

RPI 101-200

RPI S Opponent Score

151 A LSU 80 88 1217

158 A Louisiana 73 84 1127

177 A Southern Ill. 70 74 1203

179 A Rice 71 68 1116

Team's RPI: 119

RPI 201+

RPI s Opponent Score

237 A Alcorn 67 65 0102

274 A James Madison 67 56 1121

297 A Southern U. 82 74 0104

302 H Jackson St. 67 44 0116

302 A Jackson St. 62 71 0213

308 A Prairie View 87 82 0107

308 H Prairie View 74 61 0204

325 A Delaware St. 74 61 1113

336 A Mississippi Val. 89 103 0123

338 H Grambling 76 55 0114

338 A Grambling 77 70 0211

340 A Ark.-Pine Bluff 70 63 0121

343 H Alabama St. 70 68 0128

351 H Alabama A&M 92 47 0130

Non-Div I Games:

DIV. I ONLY

DIV. I NON-CONF.

14- 10

5- 6

115

197

228

113

142

237

120

119

RPI 1-50

OVERALL0- 2

HOME0- 0

AWAY0- 2

NEUTRAL0- 0

NON-CONFERENCE0- 2

RPI 51-100

1- 2

0- 1

1- 1

0- 0

1- 2

RPI 101-200

5- 3

4- 0

1- 3

0- 0

0- 1

RPI 201+

8- 2

3- 0

3- 2

2- 0

4- 0

TOTALS

14- 10

7- 1

5- 9

2- 0

5- 6

RPI 1-50

RPI S Opponent Score

26 A Minnesota49 86 1209

37 A Akron67 75 1122

RPI 51-100

RPI S Opponent Score

82 A Winthrop84 86 1220

94 H FGCU82 85 1204

94 A FGCU72 59 1213

RPI 101-200

Team's RPI: 120

RPI S Opponent Score

108 A North Carolina St.79 81 1111

127 H Georgia St.88 65 1231

146 H Coastal Caro.91 80 0123

146 A Coastal Caro.70 82 0211

158 A Louisiana81 76 0114

158 H Louisiana74 70 0206

194 H Troy86 82 0107

194 A Troy76 83 0130

RPI 201+

RPI s Opponent Score

201 A Mercer67 80 1120

207 N Radford65 64 1126

210 H South Ala.84 79 0109

210 A South Ala.66 78 0128

253 H Appalachian St.92 88 0121

253 A Appalachian St.78 83 0213

311 A La.-Monroe62 60 0116

311 H La.-Monroe76 62 0204

314 A Savannah St.94 75 1201

341 A FIU75 68 1215

348 N Florida A&M83 72 1125

Non-Div I Games: Fisk	106 58	Coastal Ga.	92 43
-----------------------	--------	-------------	-------

N
o
r
t
h
e
r
n
K
y
.

Average RPI Win:		Northern Ky.		WON-LOST		WINNING		(OFFICIAL) Through Games Of Feb. 14, 2017		SOS w/in Conf					
Average RPI Loss:		234		RECORD		PCT. RANK		STRENGTH OF SCHEDULE		OPP. STRENGTH OF SCHEDULE		TEAM RPI		.45818 (9)	
DIV. I ONLY		15- 9		83		227		239		125					
DIV. I NON-CONF.		7- 4		98		202		322		117					
OVERALL		RPI 1-50		RPI 51-100		RPI 101-200		RPI 201+		TOTALS					
HOME		0- 1		0- 2		4- 4		11- 2		15- 9					
AWAY		0- 0		0- 0		2- 2		5- 0		7- 2					
NEUTRAL		0- 1		0- 2		2- 2		5- 1		7- 6					
NON-CONFERENCE		0- 0		0- 0		0- 0		1- 1		1- 1					
NON-CONFERENCE		0- 1		0- 1		2- 1		5- 1		7- 4					
RPI 1-50		RPI 51-100		RPI 101-200		Team's RPI: 125		RPI 201+		Score					
RPI	S	Opponent	Score	RPI	S	Opponent	Score	RPI	S	Opponent	Score	RPI	S	Opponent	Score
29	A	West Virginia	61 92 1223	69	A	Illinois	64 79 1113	124	A	Wright St.	83 79 0204	234	H	Cleveland St.	83 75 0107
				70	A	Valparaiso	58 65 0129	133	H	Eastern Wash.	70 48 1218	239	N	Delaware	74 53 1119
								138	A	Green Bay	71 80 0110	251	A	Norfolk St.	72 61 1203
								138	H	Green Bay	69 67 0209	251	A	Ill.-Chicago	79 62 0127
								141	A	Oakland	65 76 1231	260	H	Eastern Ill.	80 70 1207
								141	H	Oakland	70 79 0120	269	N	Austin Peay	69 77 1118
								182	A	Morehead St.	84 79 1130	270	H	Youngstown St.	83 70 0105
								195	H	N.C. Central	74 82 1126	272	A	Milwaukee	58 68 0112
												272	H	Milwaukee	69 63 0211
												277	A	Detroit	81 70 1229
												277	H	Detroit	101 87 0122
												290	A	Southeast Mo. St.	80 66 1210
												313	A	Miami (OH)	79 70 1120

N
o
r
t
h
e
r
n
K
y
.

Non-Div I Games:	Brescia	97	73	Earlham	96	56
------------------	---------	----	----	---------	----	----

M
a
r
s
h
a
l
l

M
a
r
s
h
a
l
l

Average RPI Win:	216	WON-LOST	WINNING	STRENGTH OF	OPP. STRENGTH	TEAM	SOS w/in Conf
Average RPI Loss:	136	RECORD	PCT. RANK	SCHEDULE	OF SCHEDULE	RPI	
							.42792 (11)

DIV. I ONLY	14- 9	101	233	133	127
DIV. I NON-CONF.	5- 5	167	126	215	134

RPI 1-50	RPI 51-100	RPI 101-200	RPI 201+	TOTALS	
OVERALL 1- 1	0- 1	5- 6	8- 1	14- 9	
HOME 0- 0	0- 0	3- 2	4- 0	7- 2	
AWAY 1- 1	0- 1	2- 4	2- 1	5- 7	
NEUTRAL 0- 0	0- 0	0- 0	2- 0	2- 0	
NON-CONFERENCE 1- 1	0- 1	1- 3	3- 0	5- 5	

RPI 1-50					RPI 51-100					RPI 101-200					RPI 201+								
RPI	S	Opponent	Score		RPI	S	Opponent	Score		RPI	S	Opponent	Score		Team's RPI: 127	RPI	s	Opponent	Score				
19	A	Purdue	56	64	1118	71	A	Auburn	65	83	1114	120	A	Ga. Southern	65	88	1231	210	H	South Ala.	78	77	0107
38	A	Middle Tenn.	64	56	1221							124	H	Wright St.	81	74	1130	210	A	South Ala.	83	80	0130
												131	A	Mississippi St.	60	82	1204	253	H	Appalachian St.	83	72	0123
												143	A	Old Dominion	46	58	1218	253	A	Appalachian St.	72	77	0211
												146	H	Coastal Caro.	76	56	0121	259	N	Eastern Ky.	82	65	1123
												146	A	Coastal Caro.	64	65	0213	298	N	NJIT	74	53	1122
												148	H	Massachusetts	65	74	1228	311	A	La.-Monroe	73	65	0114
												158	A	Louisiana	101	86	0116	311	H	La.-Monroe	69	55	0206
												158	H	Louisiana	85	82	0204	351	H	Alabama A&M	94	79	1214
												194	H	Troy	77	80	0109						
												194	A	Troy	78	72	0128						

Non-Div I Games:	Ga. Southwestern	83	52	Thomas (GA)	111	69
------------------	------------------	----	----	-------------	-----	----

Average RPI Win:				Average RPI Loss:				(OFFICIAL) Through Games Of Feb. 14, 2017				SOS w/in Conf			
214				99				STRENGTH OF SCHEDULE				OPP. STRENGTH OF SCHEDULE			
WON-LOST RECORD				WINNING PCT. RANK				TEAM RPI				.58879 (1)			
DIV. I ONLY				13- 13				78				105			
DIV. I NON-CONF.				5- 7				183				243			
174				214				129				240			
RPI 1-50				RPI 51-100				RPI 101-200				RPI 201+			
OVERALL				2- 2				2- 7				9- 0			
HOME				1- 0				2- 3				5- 0			
AWAY				1- 1				0- 4				4- 0			
NEUTRAL				0- 1				0- 0				0- 0			
NON-CONFERENCE				1- 1				0- 5				4- 0			
TOTALS				13- 13				8- 5				5- 6			
0- 2				0- 1				0- 0				0- 2			
5- 7				5- 7				5- 7				5- 7			
RPI 1-50				RPI 51-100				RPI 101-200				RPI 201+			
Score				Score				Score				Score			
5 H Gonzaga 57 88 0119				64 N Vanderbilt 66 76 1125				103 H San Francisco 72 58 1231				214 A San Diego 59 57 0112			
5 A Gonzaga 55 90 0204				70 A Valparaiso 87 80 1222				103 A San Francisco 58 61 0209				215 H Portland 70 42 0105			
6 N Arizona 61 69 1124				87 A BYU 59 89 1229				139 A San Jose St. 40 55 1203				215 A Portland 60 45 0202			
20 H St. Mary's (CA) 59 72 0128				87 H BYU 76 68 0126				155 A Washington St. 68 69 1217				216 A Pepperdine 75 61 0114			
								162 H UC Irvine 55 58 1130				240 A Pacific 64 47 0211			
								165 H Tennessee St. 61 69 1113				299 H Sacred Heart 84 74 1121			
								178 A Loyola Marymount 56 66 0107				306 H UC Riverside 77 53 1213			
								178 H Loyola Marymount 64 63 0121				307 H Northern Colo. 88 72 1119			
								197 H UC Davis 58 63 1112				335 H Northern Ariz. 67 64 1111			

Non-Div I Games: Cal St. East Bay 75 50

Average RPI Win:

188

WON-LOST
RECORDWINNING
PCT. RANKSTRENGTH OF
SCHEDULEOPP. STRENGTH
OF SCHEDULETEAM
RPI

SOS w/in Conf

Average RPI Loss:

67

.57332

(13)

DIV. I ONLY				14- 11				127				123				64				131			
DIV. I NON-CONF.				9- 3				52				255				270				152			
RPI 1-50				RPI 51-100				RPI 101-200				RPI 201+				TOTALS							
OVERALL				2- 3				2- 6				4- 2				6- 0				14- 11			
HOME				1- 2				1- 2				3- 1				4- 0				9- 5			
AWAY				1- 1				0- 4				1- 0				0- 0				2- 5			
NEUTRAL				0- 0				1- 0				0- 1				2- 0				3- 1			
NON-CONFERENCE				0- 0				1- 1				3- 2				5- 0				9- 3			

RPI 1-50				RPI 51-100				RPI 101-200				RPI 201+				Team's RPI: 131				RPI 201+			
RPI	S	Opponent	Score	RPI	S	Opponent	Score	RPI	S	Opponent	Score	RPI	s	Opponent	Score								
10	H	Kentucky	81 88 0117	52	A	Georgia	72 79 0214	112	N	UCF	61 86 1117	245	H	Missouri	89 74 0125								
21	H	South Carolina	73 77 0211	61	A	Ole Miss	61 88 0131	115	H	Lehigh	73 87 1125	251	H	Norfolk St.	78 74 1111								
44	A	Tennessee	74 91 0121	63	N	Boise St.	80 68 1118	127	H	Georgia St.	82 60 1204	289	H	Oregon St.	74 57 1201								
44	H	Tennessee	64 59 0204	71	A	Auburn	92 98 0207	151	A	LSU	95 78 0107	300	N	UTEP	61 54 1120								
48	A	Arkansas	84 78 0110	74	H	Alabama	58 68 0103	182	H	Morehead St.	85 76 1222	327	H	Northwestern St.	65 59 1128								
				74	A	Alabama	62 71 0128	183	H	UMKC	77 54 1229	334	N	Southern Miss.	86 44 1219								
				90	H	Texas A&M	67 59 0114																
				99	H	ETSU	65 67 1214																

Mississippi .

Mississippi .

Non-Div I Games:

Average RPI Win:

206

WON-LOST
RECORD

WINNING
PCT. RANK

STRENGTH OF
SCHEDULE

OPP. STRENGTH
OF SCHEDULE

TEAM
RPI

SOS w/in Conf

.60736

(5)

DIV. I ONLY		12- 14	196	62	50	132		
DIV. I NON-CONF.		7- 6	159	146	75	175		
RPI 1-50		RPI 51-100		RPI 101-200		RPI 201+	TOTALS	
OVERALL	0- 9	3- 2		2- 3		7- 0	12- 14	
HOME	0- 2	1- 2		2- 1		5- 0	8- 5	
AWAY	0- 5	2- 0		0- 0		1- 0	3- 5	
NEUTRAL	0- 2	0- 0		0- 2		1- 0	1- 4	
NON-CONFERENCE	0- 3	1- 1		0- 2		6- 0	7- 6	

RPI 1-50				RPI 51-100				RPI 101-200				RPI 201+			
RPI	S	Opponent	Score	RPI	S	Opponent	Score	RPI	S	Opponent	Score	RPI	s	Opponent	Score
6	A	Arizona	75 91 0112	56	H	New Mexico St.	70 81 1217	107	H	Colorado	78 77 0105	220	H	UNLV	97 73 1203
7	A	Oregon	70 71 0202	75	A	Stanford	98 93 1230	116	N	Davidson	60 68 1120	261	H	Portland St.	88 70 1111
10	N	Kentucky	69 115 1128	75	H	Stanford	75 69 0211	128	N	UNI	63 82 1117	268	H	Central Ark.	98 62 1222
17	H	Creighton	85 96 1220	80	H	Utah	82 88 0107	155	H	Washington St.	83 91 0129	276	N	Tulane	80 71 1118
19	N	Purdue	64 97 1206	97	A	San Diego St.	74 63 1210	192	H	Washington	86 75 0125	289	A	Oregon St.	81 68 0204
23	A	UCLA	80 102 0119									293	H	The Citadel	127 110 1123
31	A	Southern California	79 82 0122									317	H	Cal Poly	96 74 1113
33	A	California	65 81 0101												
33	H	California	43 68 0208												

A
r
i
z
o
n
a
S
t
.

A
r
i
z
o
n
a
S
t
.

Non-Div I Games:

E
a
s
t
e
r
n
W
a
s
h
.
.

Average RPI Win: Eastern Wash. 258 WON-LOST RECORD WINNING PCT. RANK (OFFICIAL) Through Games Of Feb. 14, 2017 TEAM RPI SOS w/in Conf															
Average RPI Loss: 141															
DIV. I ONLY 15- 9 83 235 283 133															
DIV. I NON-CONF. 6- 5 144 80 143 95															

RPI 1-50 RPI 51-100 RPI 101-200 RPI 201+ TOTALS															
OVERALL 0- 2 0- 0 3- 5 12- 2 15- 9															
HOME 0- 0 0- 0 3- 0 7- 1 10- 1															
AWAY 0- 2 0- 0 0- 5 5- 1 5- 8															
NEUTRAL 0- 0 0- 0 0- 0 0- 0 0- 0															
NON-CONFERENCE 0- 2 0- 0 3- 3 3- 0 6- 5															

RPI 1-50 RPI 51-100 RPI 101-200 Team's RPI: 133 RPI 201+															
RPI S Opponent Score RPI S Opponent Score RPI S Opponent Score RPI s Opponent Score															
13 A Xavier 56 85 1220 103 H San Francisco 96 90 1127 208 H Montana 59 65 0107															
35 A Northwestern 72 86 1114 107 A Colorado 68 76 1222 208 A Montana 72 60 0126															
125 A Northern Ky. 48 70 1218 230 A Idaho 69 62 1230															
150 A Texas 52 85 1117 261 H Portland St. 130 124 0204															
153 H Denver 85 80 1126 264 H Montana St. 82 64 0105															
176 A Weber St. 67 70 0114 264 A Montana St. 90 91 0128															
182 H Morehead St. 88 86 1213 284 H Seattle U 80 76 1122															
191 A North Dakota 86 95 0209 284 A Seattle U 93 88 1204															
285 H Bryant 81 77 1121															
303 H Sacramento St. 77 72 0202															
307 A Northern Colo. 70 44 0211															
331 A Idaho St. 92 85 0112															
335 H Northern Ariz. 84 62 0119															
345 H Southern Utah 83 68 0121															

E
a
s
t
e
r
n
W
a
s
h
.
.

Non-Div I Games:	Linfield	70	47	Great Falls	103	76
------------------	----------	----	----	-------------	-----	----

C
a
n
i
s
i
u
s

Average RPI Win: Canisius 199				WON-LOST RECORD		WINNING PCT. RANK		(OFFICIAL) Through Games Of Feb. 14, 2017				SOS w/in Conf					
Average RPI Loss: 160								STRENGTH OF SCHEDULE		OPP. STRENGTH OF SCHEDULE		TEAM RPI		.48393 (6)			
DIV. I ONLY				16- 11		112		198		168		136					
DIV. I NON-CONF.				7- 4		98		208		192		115					

RPI 1-50				RPI 51-100				RPI 101-200				RPI 201+				TOTALS	
OVERALL		0- 3		0- 0		0- 0		9- 3		7- 5		16- 11					
HOME		0- 1		0- 0		0- 0		3- 2		4- 2		7- 5					
AWAY		0- 2		0- 0		0- 0		6- 1		3- 3		9- 6					
NEUTRAL		0- 0		0- 0		0- 0		0- 0		0- 0		0- 0					
NON-CONFERENCE		0- 1		0- 0		0- 0		4- 2		3- 1		7- 4					

Non-Div I Games:

C
a
n
i
s
i
u
s

Average RPI Win: **199**
 Average RPI Loss: **111**

WON-LOST
RECORD

WINNING
PCT. RANK

STRENGTH OF
SCHEDULE

OPP. STRENGTH
OF SCHEDULE

TEAM
RPI

SOS w/in Conf
.50884 (11)

DIV. I ONLY				14- 11				127				149				95				137			
DIV. I NON-CONF.				8- 3				67				176				125				77			
RPI 1-50				RPI 51-100				RPI 101-200				RPI 201+				TOTALS							
OVERALL				0- 3				6- 3				8- 2				14- 11							
HOME				0- 1				5- 1				5- 0				10- 3							
AWAY				0- 1				1- 2				2- 2				3- 7							
NEUTRAL				0- 1				0- 0				1- 0				1- 1							
NON-CONFERENCE				0- 2				3- 0				5- 1				8- 3							

RPI 1-50					RPI 51-100					RPI 101-200					RPI 201+					Team's RPI: 137				
RPI	S	Opponent	Score		RPI	S	Opponent	Score		RPI	S	Opponent	Score		RPI	s	Opponent	Score						
31	N	Southern California	92	94	1223	63	H	Boise St.	65	80	0128	101	H	Colorado St.	73	78	0214	208	A	Montana	73	72	1114	
33	A	California	61	71	1125	73	A	New Mexico	71	78	0121	128	H	UNI	81	73	1203	208	H	Montana	85	83	1210	
47	H	Nevada	74	89	0114	97	A	San Diego St.	68	77	0131	130	A	Fresno St.	70	85	0104	220	A	UNLV	75	81	1231	
												130	H	Fresno St.	102	100	0208	220	H	UNLV	66	65	0125	
												139	A	San Jose St.	80	70	0118	224	H	South Dakota St.	77	67	1119	
												153	H	Denver	82	70	1130	232	N	DePaul	72	58	1222	
												186	H	Utah St.	95	87	0111	240	A	Pacific	65	73	1122	
												186	A	Utah St.	74	81	0211	241	H	Air Force	84	72	1228	
												194	H	Troy	72	66	1219	241	A	Air Force	83	74	0204	
																		283	H	Cornell	97	78	1217	

Non-Div I Games: Colo. Christian 67 60 Western St. 88 49

Average RPI Win:

203

WON-LOST
RECORD

WINNING
PCT. RANK

STRENGTH OF
SCHEDULE

OPP. STRENGTH
OF SCHEDULE

TEAM
RPI

SOS w/in Conf

.50616 (3)

DIV. I ONLY	13- 11	142	167	164	138
DIV. I NON-CONF.	4- 6	224	223	138	196
<hr/>					
	RPI 1-50	RPI 51-100	RPI 101-200	RPI 201+	TOTALS
OVERALL	0- 1	1- 2	5- 4	7- 4	13- 11
HOME	0- 0	1- 0	2- 1	4- 1	7- 2
AWAY	0- 1	0- 2	2- 3	3- 2	5- 8
NEUTRAL	0- 0	0- 0	1- 0	0- 1	1- 1
NON-CONFERENCE	0- 1	0- 1	2- 2	2- 2	4- 6

RPI 1-50					RPI 51-100					RPI 101-200					RPI 201+								
RPI	S	Opponent	Score		RPI	S	Opponent	Score		RPI	S	Opponent	Score	Team's RPI: 138	RPI	s	Opponent	Score					
24	A	Wisconsin	59	73	1214	51	A	Kansas St.	61	80	1130	124	H	Wright St.	78	61	0112	226	N	Murray St.	77	93	1119
					70	A	Valparaiso	56	80	0116	124	A	Wright St.	79	88	0211	234	A	Cleveland St.	76	75	1229	
					70	H	Valparaiso	86	69	0204	125	H	Northern Ky.	80	71	0110	234	H	Cleveland St.	83	73	0123	
											125	A	Northern Ky.	67	69	0209	236	A	Bowling Green	77	61	1120	
											141	A	Oakland	80	72	0127	240	A	Pacific	58	76	1114	
											163	H	Central Mich.	77	89	1126	251	H	Ill.-Chicago	84	80	0202	
											163	A	Central Mich.	97	107	1206	270	A	Youngstown St.	90	77	1231	
											166	A	Toledo	78	77	1203	270	H	Youngstown St.	89	92	0120	
											183	N	UMKC	95	77	1121	272	H	Milwaukee	80	74	0106	
																	277	A	Detroit	92	93	0129	
																	332	H	SIUE	94	92	1219	

Non-Div I Games:	Northland	84	49	Saint Mary's (MN)	108	59
------------------	-----------	----	----	-------------------	-----	----

Green Bay

Green Bay

San Jose St.

Average RPI Win:189

WON-LOST RECORD

WINNING PCT. RANK

(OFFICIAL) Through Games Of Feb. 14, 2017

STRENGTH OF SCHEDULE

OPP. STRENGTH OF SCHEDULE

TEAM RPI

SOS w/in Conf

.5559

(6)

DIV. I ONLY

DIV. I NON-CONF.

11- 10

5- 4

159

141

128

248

100

175

139

182

OVERALL

HOME

AWAY

NEUTRAL

NON-CONFERENCE

RPI 1-50

0- 2

0- 0

0- 2

0- 0

0- 1

RPI 51-100

2- 2

1- 1

1- 1

0- 0

0- 0

RPI 101-200

3- 4

2- 3

1- 1

0- 0

2- 1

RPI 201+

6- 2

3- 1

3- 1

0- 0

3- 2

TOTALS

11- 10

6- 5

5- 5

0- 0

5- 4

RPI

S

Opponent

Score

RPI 1-50

20

A

St. Mary's (CA)

64

81

1122

47

A

Nevada

55

80

1228

RPI

S

Opponent

Score

RPI 51-100

63

H

Boise St.

65

75

0121

73

A

New Mexico

78

68

0204

97

A

San Diego St.

61

76

0110

97

H

San Diego St.

76

71

0207

RPI

S

Opponent

Score

RPI 101-200

101

H

Colorado St.

71

76

0104

101

A

Colorado St.

72

81

0125

129

H

Santa Clara

55

40

1203

130

H

Fresno St.

69

62

0107

137

H

Wyoming

70

80

0118

153

H

Denver

69

74

1117

155

A

Washington St.

88

76

1127

RPI

s

Opponent

Score

RPI 201+

208

A

Montana

62

81

1207

215

H

Portland

66

79

1115

220

H

UNLV

76

72

0128

220

A

UNLV

76

74

0211

230

A

Idaho

58

49

1129

236

H

Bowling Green

77

76

1218

241

A

Air Force

89

85

0114

345

H

Southern Utah

92

82

1221

S

a

n

J

o

s

e

s

t

.

S

a

n

J

o

s

e

s

t

.

Non-Div I Games:	West Coast Baptist	109	70	LIFE Pacific	109	70
------------------	--------------------	-----	----	--------------	-----	----

North-eastern

Non-Div I Games:

DIV. I ONLY

DIV. I NON-CONF.

17- 7

8- 3

53

67

274

302

145

131

141

158

RPI 1-50

OVERALL

HOME

AWAY

NEUTRAL

NON-CONFERENCE

0- 2

0- 0

0- 1

0- 1

0- 2

RPI 51-100

2- 0

1- 0

1- 0

0- 0

1- 0

RPI 101-200

4- 3

2- 2

1- 1

1- 0

1- 1

RPI 201+

11- 2

6- 2

5- 0

0- 0

6- 0

TOTALS

17- 7

9- 4

7- 2

1- 1

8- 3

RPI 1-50

RPI S Opponent Score

40 A Michigan St. 65 77 1221

47 N Nevada 78 82 1123

RPI 51-100

RPI S Opponent Score

52 H Georgia 86 79 1223

70 A Valparaiso 78 66 0106

RPI 101-200

Team's RPI: 141

RPI S Opponent Score

124 H Wright St. 81 62 1229

124 A Wright St. 67 88 0122

125 H Northern Ky. 76 65 1231

125 A Northern Ky. 79 70 0120

138 H Green Bay 72 80 0127

140 H Northeastern 59 61 1220

197 N UC Davis 79 66 1126

RPI 201+

RPI s Opponent Score

213 H Western Mich. 77 60 1114

234 H Cleveland St. 65 76 0116

234 A Cleveland St. 53 51 0204

236 H Bowling Green 78 70 1111

251 A Ill.-Chicago 58 57 0108

267 A Robert Morris 74 53 1210

270 A Youngstown St. 90 76 0202

271 H Oral Roberts 92 64 1201

272 H Milwaukee 79 70 0125

277 H Detroit 88 93 0113

277 A Detroit 89 80 0210

310 H Chicago St. 107 79 1119

345 H Southern Utah 78 68 1203

Non-Div I Games:	Goshen	102	59	Alas. Anchorage	71	65
------------------	--------	-----	----	-----------------	----	----

Average RPI Win:				Average RPI Loss:				(OFFICIAL) Through Games Of Feb. 14, 2017				SOS w/in Conf			
255				159				STRENGTH OF SCHEDULE				OPP. STRENGTH OF SCHEDULE			
WON-LOST RECORD				WINNING PCT. RANK				TEAM RPI				.41289 (6)			
DIV. I ONLY				14- 8				243				312			
DIV. I NON-CONF.				5- 4				98				157			
80				141				142				97			
RPI 1-50				RPI 51-100				RPI 101-200				RPI 201+			
OVERALL				0- 2				3- 1				11- 4			
HOME				0- 0				1- 0				8- 1			
AWAY				0- 1				2- 1				3- 3			
NEUTRAL				0- 1				0- 0				0- 0			
NON-CONFERENCE				0- 2				1- 1				4- 0			
RPI 1-50				RPI 51-100				RPI 101-200				RPI 201+			
RPI	S	Opponent	Score	RPI	S	Opponent	Score	RPI	S	Opponent	Score	RPI	s	Opponent	Score
1	A	Baylor	45 79 1130	76	A	Georgia Tech	73 81 1122	109	A	Ohio	75 96 1114	217	H	Houston Baptist	65 79 1229
48	N	Arkansas	56 90 1222					169	A	New Orleans	70 68 0112	229	H	SFA	72 63 0202
								177	A	Southern Ill.	79 73 1210	230	H	Idaho	69 62 1125
								190	H	A&M-Corpus Christi	76 62 0121	238	H	Lamar University	87 65 0119
												238	A	Lamar University	76 80 0209
												250	H	Nicholls St.	74 61 0107
												263	A	Tennessee Tech	78 71 1120
												265	H	Southeastern La.	71 69 0128
												268	A	Central Ark.	65 67 1231
												288	A	McNeese	74 67 0105
												297	H	Southern U.	91 83 1117
												315	A	Abilene Christian	64 71 0204
												316	H	Incarnate Word	72 63 0211
												327	A	Northwestern St.	77 68 0114
												330	H	North Texas	76 70 1217

Non-Div I Games:	LSU-Shreveport	91	59	Randall	119	81	Sul Ross St.	78	57	LeTourneau	104	57
------------------	----------------	----	----	---------	-----	----	--------------	----	----	------------	-----	----

Average RPI Win: **226**
Average RPI Loss: **131**

WON-LOST
RECORD

WINNING
PCT. RANK

STRENGTH OF
SCHEDULE

OPP. STRENGTH
OF SCHEDULE

TEAM
RPI

SOS w/in Conf
.42908 (8)

DIV. I ONLY		12- 7	81	260	150	144
DIV. I NON-CONF.		6- 5	144	234	82	164
RPI 1-50		RPI 51-100		RPI 101-200		RPI 201+
OVERALL	0- 0		1- 3		3- 3	8- 1
HOME	0- 0		0- 1		2- 2	3- 0
AWAY	0- 0		1- 1		1- 1	5- 1
NEUTRAL	0- 0		0- 1		0- 0	0- 0
NON-CONFERENCE	0- 0		1- 2		1- 3	4- 0
TOTALS						12- 7
						5- 3
						7- 3
						0- 1
						6- 5

RPI 1-50				RPI 51-100				RPI 101-200				RPI 201+			
RPI	S	Opponent	Score	RPI	S	Opponent	Score	RPI	S	Opponent	Score	RPI	s	Opponent	Score
				53	A	Vermont	71 82 0102	110	A	Yale	75 67 0211	202	A	Boston College	74 66 1207
				58	A	Houston	57 56 1223	134	H	George Washington	74 77 1129	212	H	Fordham	64 52 1203
				66	H	Princeton	56 57 0204	140	H	Northeastern	86 80 1206	249	A	Columbia	62 65 0128
				75	N	Stanford	70 80 1112	148	A	Massachusetts	66 70 1126	273	A	Brown	87 74 0210
								189	H	Holy Cross	52 63 1122	283	A	Cornell	77 71 0127
								200	H	Penn	69 59 0203	285	A	Bryant	70 65 0116
												304	A	Dartmouth	74 58 0107
												304	H	Dartmouth	82 68 0121
												344	H	Howard	67 46 1230

Non-Div I Games:	McGill	70	45	Fisher	78	51
------------------	--------	----	----	--------	----	----

Coastal Caro.

(OFFICIAL) Through Games Of Feb. 14, 2017

Average RPI Win: 199

WON-LOST RECORD

WINNING PCT. RANK

STRENGTH OF SCHEDULE

OPP. STRENGTH OF SCHEDULE

TEAM RPI

SOS w/in Conf .60159 (1)

DIV. I ONLY	11- 13	201	49	234	146
DIV. I NON-CONF.	3- 8	270	96	185	256

OVERALL

HOME

AWAY

NEUTRAL

NON-CONFERENCE

RPI 1-50

1- 2

1- 0

0- 2

0- 0

0- 1

RPI 51-100

1- 7

1- 3

0- 4

0- 0

0- 6

RPI 101-200

3- 3

3- 1

0- 2

0- 0

1- 1

RPI 201+

6- 1

3- 1

2- 0

1- 0

2- 0

TOTALS

11- 13

8- 5

2- 8

1- 0

3- 8

RPI 1-50				RPI 51-100				RPI 101-200				Team's RPI: 146				RPI 201+			
RPI	S	Opponent	Score	RPI	S	Opponent	Score	RPI	S	Opponent	Score	RPI	s	Opponent	Score	RPI	s	Opponent	Score
36	A	Wake Forest	74 86 1123	67	H	UNC Asheville	77 79 1203	120	A	Ga. Southern	80 91 0123	204	A	Texas St.	60 53 0102				
41	A	UT Arlington	69 90 1231	71	A	Auburn	72 117 1215	120	H	Ga. Southern	82 70 0211	204	H	Texas St.	50 52 0128				
41	H	UT Arlington	72 70 0130	72	H	Col. of Charleston	64 71 1114	127	A	Georgia St.	56 76 0121	244	H	Little Rock	66 63 0109				
				74	A	Alabama	53 70 1111	127	H	Georgia St.	65 64 0213	244	A	Little Rock	82 75 0204				
				79	H	Arkansas St.	80 65 0107	195	H	N.C. Central	70 67 1210	253	H	Appalachian St.	85 73 0114				
				79	A	Arkansas St.	57 67 0206	199	H	Wofford	74 75 1219	333	H	Coppin St.	89 59 1116				
				81	H	Chattanooga	52 68 1129					345	N	Southern Utah	83 68 1121				
				87	A	BYU	65 81 1119												

Coastal Caro.

Non-Div I Games:	Methodist	88	59	Piedmont Int'l	100	63
------------------	-----------	----	----	----------------	-----	----

Average RPI Win:

240

WON-LOST
RECORDWINNING
PCT. RANKSTRENGTH OF
SCHEDULEOPP. STRENGTH
OF SCHEDULETEAM
RPI

SOS w/in Conf

Average RPI Loss:

53

.63642

(6)

DIV. I ONLY				12- 14				196				114				73				147			
DIV. I NON-CONF.				10- 2				32				329				306				110			
RPI 1-50				RPI 51-100				RPI 101-200				RPI 201+				TOTALS							
OVERALL				0- 8				2- 4				1- 2				9- 0				12- 14			
HOME				0- 2				1- 1				0- 1				7- 0				8- 4			
AWAY				0- 5				1- 3				1- 1				1- 0				3- 9			
NEUTRAL				0- 1				0- 0				0- 0				1- 0				1- 1			
NON-CONFERENCE				0- 1				0- 1				1- 0				9- 0				10- 2			

RPI 1-50				RPI 51-100				RPI 101-200				RPI 201+				Team's RPI: 147				RPI 201+			
RPI	S	Opponent	Score	RPI	S	Opponent	Score	RPI	S	Opponent	Score	RPI	s	Opponent	Score								
19	A	Purdue	55 74 0214	54	A	Miami (FL)	61 73 1130	106	A	Iowa	62 68 0108	212	N	Fordham	68 53 1218								
22	A	Maryland	55 67 0124	65	A	Ohio St.	64 70 0208	106	H	Iowa	63 83 0131	232	A	DePaul	66 59 1117								
24	A	Wisconsin	52 72 1227	77	H	Penn St.	47 60 0101	171	A	Stony Brook	71 66 1210	248	H	Drexel	87 66 1113								
24	N	Wisconsin	54 61 0128	77	A	Penn St.	70 68 0204					255	H	Fairleigh Dickinson	82 69 1214								
26	H	Minnesota	63 72 0211	84	H	Nebraska	65 64 0121					282	H	Niagara	78 65 1120								
35	H	Northwestern	60 69 0112	91	A	Indiana	57 76 0115					319	H	Hartford	77 75 1125								
40	A	Michigan St.	65 93 0104									326	H	Morgan St.	72 58 1203								
49	A	Seton Hall	61 72 1223									330	H	North Texas	66 53 1123								
												342	H	Central Conn. St.	79 37 1206								

R
u
t
g
e
r
sR
u
t
g
e
r
s

Non-Div I Games: Molloy 86 57

Average RPI Win:	191	WON-LOST	WINNING	STRENGTH OF	OPP. STRENGTH	TEAM	SOS w/in Conf
Average RPI Loss:	103	RECORD	PCT. RANK	SCHEDULE	OF SCHEDULE	RPI	.57458 (4)

DIV. I ONLY

DIV. I NON-CONF.

13- 12

10- 3

165

41

118

219

112

265

148

98

RPI 1-50

OVERALL

HOME

AWAY

NEUTRAL

NON-CONFERENCE

1- 3

1- 1

0- 2

0- 0

0- 0

RPI 51-100

1- 3

1- 0

0- 3

0- 0

1- 2

RPI 101-200

5- 4

2- 3

3- 1

0- 0

3- 1

RPI 201+

6- 2

6- 1

0- 1

0- 0

6- 0

TOTALS

13- 12

10- 5

3- 7

0- 0

10- 3

RPI 1-50

RPI

S

Opponent

Score

27

A

VCU

64

81

0107

28

H

Dayton

67

55

0111

42

A

Rhode Island

77

79

0115

42

H

Rhode Island

62

70

0207

RPI 51-100

RPI

S

Opponent

Score

61

A

Ole Miss

88

90

1114

68

A

Providence

69

75

1210

83

H

Temple

70

67

1117

98

A

La Salle

78

88

0201

RPI 101-200

RPI

S

Opponent

Score

102

H

St. Bonaventure

77

89

1230

111

A

George Mason

81

86

0104

111

H

George Mason

74

76

0128

112

H

UCF

62

65

1203

127

A

Georgia St.

74

65

1228

144

H

Harvard

70

66

1126

157

H

Saint Joseph's

62

57

0118

157

A

Saint Joseph's

87

76

0211

189

A

Holy Cross

68

60

1120

RPI 201+

RPI

s

Opponent

Score

206

H

Rider

78

67

1222

212

H

Fordham

68

71

0121

240

H

Pacific

72

48

1208

246

A

Saint Louis

70

74

0125

247

H

Wagner

62

55

1130

262

H

Kennesaw St.

95

77

1217

292

H

UMass Lowell

90

76

1111

350

H

N.C. A&T

65

59

1213

Team's RPI: 148

Non-Div I Games:

Average RPI Win:

180

WON-LOST
RECORDWINNING
PCT. RANKSTRENGTH OF
SCHEDULEOPP. STRENGTH
OF SCHEDULETEAM
RPI

SOS w/in Conf

Average RPI Loss:

57

.60335

(6)

DIV. I ONLY				9- 16				258				24				66				151			
DIV. I NON-CONF.				8- 4				85				16				174				45			
RPI 1-50				RPI 51-100				RPI 101-200				RPI 201+				TOTALS							
OVERALL				0- 8				2- 7				4- 1				3- 0				9- 16			
HOME				0- 3				2- 3				3- 1				2- 0				7- 7			
AWAY				0- 3				0- 4				0- 0				1- 0				1- 7			
NEUTRAL				0- 2				0- 0				1- 0				0- 0				1- 2			
NON-CONFERENCE				0- 3				2- 1				4- 0				2- 0				8- 4			
RPI 1-50				RPI 51-100				RPI 101-200				RPI 201+				Team's RPI: 151				RPI 201+			
RPI	S	Opponent	Score	RPI	S	Opponent	Score	RPI	S	Opponent	Score	RPI	s	Opponent	Score					RPI	s	Opponent	Score
9	H	Florida	71 106 0125	58	H	Houston	84 65 1129	119	H	Texas Southern	88 80 1217	245	A	Missouri	88 77 0104					258	H	North Florida	78 70 1118
10	A	Kentucky	85 92 0207	61	A	Ole Miss	76 96 0214	131	H	Mississippi St.	78 95 0107	334	H	Southern Miss.	78 61 1115								
21	H	South Carolina	63 88 0201	64	H	Vanderbilt	89 96 1229	143	N	Old Dominion	66 60 1124												
27	N	VCU	74 85 1125	71	A	Auburn	74 78 0118	195	H	N.C. Central	70 66 1213												
36	A	Wake Forest	76 110 1222	72	H	Col. of Charleston	75 65 1219	199	H	Wofford	91 69 1112												
45	N	Wichita St.	47 82 1123	74	H	Alabama	66 81 0114																
48	A	Arkansas	86 99 0121	86	A	Texas Tech	64 77 0128																
48	H	Arkansas	70 78 0211	90	A	Texas A&M	62 92 0111																
				90	H	Texas A&M	73 85 0204																

L
S
U

Non-Div I Games:

Average RPI Win:

203

WON-LOST
RECORDWINNING
PCT. RANKSTRENGTH OF
SCHEDULEOPP. STRENGTH
OF SCHEDULETEAM
RPI

SOS w/in Conf

.51344

(4)

DIV. I ONLY		14- 11	127	189	122	152
DIV. I NON-CONF.		8- 3	67	271	140	109
RPI 1-50		RPI 51-100		RPI 101-200		RPI 201+
OVERALL		1- 0		4- 6		9- 2
HOME		1- 0		3- 1		5- 0
AWAY		0- 0		0- 4		3- 2
NEUTRAL		0- 0		1- 1		1- 0
NON-CONFERENCE		1- 0		2- 3		5- 0
TOTALS		14- 11		9- 3		3- 7
						2- 1
						8- 3

RPI 1-50				RPI 51-100				RPI 101-200				RPI 201+			
RPI	S	Opponent	Score	RPI	S	Opponent	Score	RPI	S	Opponent	Score	RPI	s	Opponent	Score
34	H	Illinois St.	59 81 0101	97	H	San Diego St.	65 59 1203	108	A	North Carolina St.	77 79 1126	203	H	Missouri St.	77 71 0115
45	A	Wichita St.	75 87 0111					124	H	Wright St.	77 64 1207	203	A	Missouri St.	81 82 0131
45	H	Wichita St.	64 81 0212					128	H	UNI	77 66 0104	209	A	Indiana St.	81 66 0128
								128	A	UNI	69 72 0118	231	A	Bradley	78 62 0107
								155	N	Washington St.	88 79 1121	231	H	Bradley	70 50 0125
								157	N	Saint Joseph's	57 71 1118	237	H	Alcorn	69 44 1111
								166	A	Toledo	70 74 1220	251	H	Norfolk St.	75 62 1130
								177	H	Southern Ill.	61 67 0204	251	A	Ill.-Chicago	81 75 1217
								188	H	Evansville	67 61 0121	271	N	Oral Roberts	78 53 1119
								188	A	Evansville	58 60 0208	272	H	Milwaukee	72 56 1210
												286	A	Drake	98 102 1229

Non-Div I Games: Ind.-Northwest 100 51 Eureka 97 59

Average RPI Win:

207

WON-LOST
RECORDWINNING
PCT. RANKSTRENGTH OF
SCHEDULEOPP. STRENGTH
OF SCHEDULETEAM
RPI

SOS w/in Conf

Average RPI Loss:

69

.60652

(6)

DIV. I ONLY				10- 14				227				52				81				155			
DIV. I NON-CONF.				6- 5				144				114				224				186			
RPI 1-50				RPI 51-100				RPI 101-200				RPI 201+				TOTALS							
OVERALL				0- 6				0- 4				4- 4				6- 0				10- 14			
HOME				0- 3				0- 1				2- 2				5- 0				7- 6			
AWAY				0- 2				0- 3				2- 1				0- 0				2- 6			
NEUTRAL				0- 1				0- 0				0- 1				1- 0				1- 2			
NON-CONFERENCE				0- 1				0- 1				1- 3				5- 0				6- 5			

RPI 1-50				RPI 51-100				RPI 101-200				RPI 201+				Team's RPI: 155				RPI 201+			
RPI	S	Opponent	Score	RPI	S	Opponent	Score	RPI	S	Opponent	Score	RPI	s	Opponent	Score								
6	A	Arizona	62 79 0126	51	A	Kansas St.	56 70 1210	107	H	Colorado	91 89 0121	208	N	Montana	87 63 1119								
7	H	Oregon	66 85 0107	75	A	Stanford	54 84 0112	107	A	Colorado	49 81 0212	219	H	Utah Valley	83 76 1130								
17	N	Creighton	77 103 1118	80	H	Utah	47 88 0118	129	H	Santa Clara	69 68 1217	230	H	Idaho	61 48 1207								
23	H	UCLA	79 95 0201	80	A	Utah	70 74 0209	132	A	Arizona St.	91 83 0129	264	H	Montana St.	69 65 1111								
31	H	Southern California	77 86 0204					139	H	San Jose St.	76 88 1127	289	H	Oregon St.	75 62 0104								
33	A	California	54 58 0114					152	N	Loyola Chicago	79 88 1121	303	H	Sacramento St.	74 66 1221								
								169	H	New Orleans	54 70 1203												
								192	A	Washington	79 74 0101												

Non-Div I Games: Central Wash. 81 76

Fort Wayne

Average RPI Win:

249

Average RPI Loss:

125

WON-LOST RECORD

14- 9

8- 3

WINNING PCT. RANK

101

67

(OFFICIAL) Through Games Of Feb. 14, 2017

STRENGTH OF SCHEDULE

OPP. STRENGTH OF SCHEDULE

TEAM RPI

SOS w/in Conf

.4673

(4)

DIV. I ONLY

DIV. I NON-CONF.

14- 9

8- 3

101

67

267

300

193

195

156

108

RPI 1-50

RPI 51-100

RPI 101-200

RPI 201+

TOTALS

OVERALL

HOME

AWAY

NEUTRAL

NON-CONFERENCE

0- 3

0- 0

0- 3

0- 0

0- 3

1- 1

1- 0

0- 1

0- 0

1- 0

3- 3

2- 1

1- 2

0- 0

0- 0

10- 2

6- 1

4- 1

0- 0

7- 0

14- 9

9- 2

5- 7

0- 0

8- 3

RPI 1-50

RPI 51-100

RPI 101-200

Team's RPI: 156

RPI 201+

RPI S Opponent Score

25 A Notre Dame 72 87 1206

34 A Illinois St. 57 75 1116

48 A Arkansas 83 92 1111

RPI S Opponent Score

91 H Indiana 71 68 1122

92 A North Dakota St. 83 89 0119

RPI S Opponent Score

113 A South Dakota 63 66 0114

113 H South Dakota 82 93 0208

153 H Denver 87 83 0107

153 A Denver 73 76 0204

185 A Omaha 80 78 0104

185 H Omaha 108 101 0211

RPI s Opponent Score

224 A South Dakota St. 67 77 0121

243 H IUPUI 103 73 0125

269 A Austin Peay 103 99 1130

269 H Austin Peay 98 58 1210

271 H Oral Roberts 102 91 1231

271 A Oral Roberts 87 83 0128

277 A Detroit 93 86 1222

292 H UMass Lowell 94 81 1119

313 H Miami (OH) 87 71 1203

322 H Western Ill. 91 93 1229

336 H Mississippi Val. 79 54 1126

337 A Stetson 93 74 1218

Fort Wayne

Non-Div I Games:	Kenyon	117 60	Siena Heights	107 59	Olivet	115 60
------------------	--------	--------	---------------	--------	--------	--------

Average RPI Win:

185

WON-LOST
RECORDWINNING
PCT. RANKSTRENGTH OF
SCHEDULEOPP. STRENGTH
OF SCHEDULETEAM
RPI

SOS w/in Conf

.56999

(5)

DIV. I ONLY

DIV. I NON-CONF.

10- 15

7- 5

236

129

61

70

85

72

157

89

RPI 1-50

RPI 51-100

RPI 101-200

RPI 201+

TOTALS

OVERALL

HOME

AWAY

NEUTRAL

NON-CONFERENCE

0- 5

0- 0

0- 5

0- 0

0- 2

2- 3

1- 2

1- 0

0- 1

1- 2

4- 6

3- 3

0- 2

1- 1

3- 1

4- 1

2- 1

2- 0

0- 0

3- 0

10- 15

6- 6

3- 7

1- 2

7- 5

RPI 1-50

RPI 51-100

RPI 101-200

Team's RPI: 157

RPI 201+

RPI

S

Opponent

Score

RPI

S

Opponent

Score

RPI

S

Opponent

Score

RPI

s

Opponent

Score

2

A

Villanova

57 88 1203

61

N

Ole Miss

68 81 1120

102

A

St. Bonaventure

63 67 0124

212

A

Fordham

70 55 0107

27

A

VCU

81 91 0214

66

A

Princeton

76 68 1214

108

N

North Carolina St.

63 73 1121

212

H

Fordham

83 86 0204

28

A

Dayton

70 77 0207

83

H

Temple

72 78 1130

111

H

George Mason

67 75 0110

248

A

Drexel

72 71 1211

34

A

Illinois St.

72 81 1218

95

H

Richmond

66 70 0114

116

H

Davidson

60 75 0131

249

H

Columbia

85 65 1114

42

A

Rhode Island

58 88 0103

98

H

La Salle

73 72 0128

134

H

George Washington

68 63 1230

323

H

Lafayette

92 63 1222

S
a
i
n
t
J
o
s
e
p
h
'sS
a
i
n
t
J
o
s
e
p
h
's

Non-Div I Games:

Average RPI Win:

251

WON-LOST
RECORDWINNING
PCT. RANKSTRENGTH OF
SCHEDULEOPP. STRENGTH
OF SCHEDULETEAM
RPI

SOS w/in Conf

.46873

(6)

DIV. I ONLY

DIV. I NON-CONF.

15- 11

8- 6

119

140

216

209

253

242

159

143

RPI 1-50

OVERALL

HOME

AWAY

NEUTRAL

NON-CONFERENCE

0- 2

0- 0

0- 2

0- 0

0- 2

RPI 51-100

1- 1

0- 1

1- 0

0- 0

1- 0

RPI 101-200

3- 7

1- 3

2- 3

0- 1

1- 4

RPI 201+

11- 1

6- 0

4- 1

1- 0

6- 0

TOTALS

15- 11

7- 4

7- 6

1- 1

8- 6

RPI 1-50

RPI

S

Opponent

Score

16

A

Cincinnati

51

74

1114

18

A

SMU

53

71

1220

RPI 51-100

RPI

S

Opponent

Score

53

H

Vermont

49

60

0125

77

A

Penn St.

87

81

1111

RPI 101-200

RPI

S

Opponent

Score

Team's RPI:

159

110

A

Yale

55

59

1203

136

A

Canisius

64

77

1212

145

H

Siena

81

72

1127

154

H

New Hampshire

67

75

0111

154

A

New Hampshire

69

55

0206

171

A

Stony Brook

70

72

0108

171

H

Stony Brook

65

72

0204

180

N

Grand Canyon

77

82

1119

181

A

UMBC

77

50

0116

189

H

Holy Cross

49

55

1130

RPI 201+

RPI

s

Opponent

Score

249

A

Columbia

70

67

1230

273

N

Brown

80

76

1120

278

H

Binghamton

84

65

0119

278

A

Binghamton

66

54

0209

280

H

Marist

78

66

1207

281

A

Colgate

74

66

1210

283

H

Cornell

69

59

0102

292

A

UMass Lowell

79

85

0105

292

H

UMass Lowell

90

77

0201

319

A

Hartford

74

61

0128

324

H

Maine

81

63

0122

347

H

St. Francis Brooklyn

87

60

1217

Non-Div I Games: SUNY Oneonta 97 56

Average RPI Win:

217

WON-LOST
RECORDWINNING
PCT. RANKSTRENGTH OF
SCHEDULEOPP. STRENGTH
OF SCHEDULETEAM
RPI

SOS w/in Conf

.49195

(4)

DIV. I ONLY				15- 12				139				196				187				160			
DIV. I NON-CONF.				4- 6				224				236				238				220			
RPI 1-50				RPI 51-100				RPI 101-200				RPI 201+				TOTALS							
OVERALL				1- 3				0- 0				4- 5				10- 4				15- 12			
HOME				1- 0				0- 0				2- 3				4- 2				7- 5			
AWAY				0- 3				0- 0				1- 2				5- 2				6- 7			
NEUTRAL				0- 0				0- 0				1- 0				1- 0				2- 0			
NON-CONFERENCE				0- 2				0- 0				2- 1				2- 3				4- 6			
RPI 1-50				RPI 51-100				RPI 101-200				RPI 201+				TOTALS							
RPI	S	Opponent	Score	RPI	S	Opponent	Score	RPI	S	Opponent	Score	RPI	S	Opponent	Score								
22	A	Maryland	56 66 1210					105	H	Iona	65 79 1202	206	A	Rider	71 65 0115								
25	A	Notre Dame	55 63 1228					105	A	Iona	66 69 0129	206	H	Rider	56 51 0123								
46	H	Monmouth	71 61 0102					135	H	Elon	53 68 1218	212	A	Fordham	41 63 1119								
46	A	Monmouth	70 71 0203					136	H	Canisius	70 72 0206	217	A	Houston Baptist	47 62 1207								
								145	A	Siena	54 56 0107	225	H	Quinnipiac	58 54 0109								
								145	H	Siena	77 65 0119	225	A	Quinnipiac	76 45 0209								
								149	N	Lipscomb	90 77 1118	254	H	Manhattan	84 70 1204								
								187	H	Boston U.	80 67 1128	254	A	Manhattan	69 50 0212								
								198	A	Fairfield	69 55 0117	255	N	Fairleigh Dickinson	84 58 1120								
												280	A	Marist	81 65 0126								
												280	H	Marist	71 46 0214								
												282	H	Niagara	55 57 0121								
												323	H	Lafayette	57 61 1114								
												347	A	St. Francis Brooklyn	65 58 1223								

Non-Div I Games:

DIV. I ONLY

DIV. I NON-CONF.

13- 12

5- 9

165

244

194

24

188

86

162

128

RPI 1-50

OVERALL0- 5

HOME0- 0

AWAY0- 4

NEUTRAL0- 1

NON-CONFERENCE0- 5

RPI 51-100

0- 2

0- 0

0- 1

0- 1

0- 2

RPI 101-200

1- 2

0- 1

1- 1

0- 0

1- 1

RPI 201+

12- 3

6- 1

5- 1

1- 1

4- 1

TOTALS

13- 12

6- 2

6- 7

1- 3

5- 9

RPI 1-50

RPI

S

Opponent

Score

6

A

Arizona

57791206

20

A

St. Mary's (CA)

53841211

33

A

California

65751116

37

N

Akron

80881221

47

A

Nevada

69761214

RPI 51-100

RPI

S

Opponent

Score

56

A

New Mexico St.

79851219

99

N

ETSU

66721127

RPI 101-200

RPI

S

Opponent

Score

129

A

Santa Clara

58551130

186

H

Utah St.

56721111

197

A

UC Davis

65740128

Team's RPI: 162

RPI 201+

RPI

s

Opponent

Score

211

H

Long Beach St.

82670104

211

A

Long Beach St.

63720204

224

H

South Dakota St.

73581114

224

N

South Dakota St.

63521125

240

H

Pacific

72651119

256

A

CSUN

105730121

272

N

Milwaukee

37541126

296

H

Hawaii

84560107

296

A

Hawaii

72580211

300

A

UTEP

62571222

317

A

Cal Poly

70480118

317

H

Cal Poly

66790126

328

A

UC Santa Barbara

66620112

328

H

UC Santa Barbara

64470208

329

H

Cal St. Fullerton

87670114

Non-Div I Games:	Pomona-Pitzer	80	53	LIFE Pacific	101	43
------------------	---------------	----	----	--------------	-----	----

Average RPI Win:

217

WON-LOST
RECORD

WINNING
PCT. RANK

STRENGTH OF
SCHEDULE

OPP. STRENGTH
OF SCHEDULE

TEAM
RPI

SOS w/in Conf

.48685

(11)

DIV. I ONLY		14- 10	115	248	155	163
DIV. I NON-CONF.		8- 3	67	299	158	123
RPI 1-50		RPI 51-100		RPI 101-200		RPI 201+
OVERALL	0- 1		0- 1		5- 4	9- 4
HOME	0- 1		0- 0		3- 1	5- 0
AWAY	0- 0		0- 1		2- 2	3- 3
NEUTRAL	0- 0		0- 0		0- 1	1- 1
NON-CONFERENCE	0- 0		0- 1		3- 1	5- 1
RPI 1-50		RPI 51-100		RPI 101-200		TOTALS
OVERALL	0- 1		0- 1		5- 4	14- 10
HOME	0- 1		0- 0		3- 1	8- 2
AWAY	0- 0		0- 1		2- 2	5- 6
NEUTRAL	0- 0		0- 0		0- 1	1- 2
NON-CONFERENCE	0- 0		0- 1		3- 1	8- 3

RPI 1-50				RPI 51-100				RPI 101-200				Team's RPI: 163	RPI 201+			
RPI	S	Opponent	Score	RPI	S	Opponent	Score	RPI	S	Opponent	Score		RPI	s	Opponent	Score
37	H	Akron	85 89 0110	69	A	Illinois	73 92 1210	102	N	St. Bonaventure	71 102 1122		205	A	Ball St.	83 98 0117
								104	H	William & Mary	91 81 1129		213	H	Western Mich.	86 82 0203
								109	A	Ohio	97 87 0207		216	N	Pepperdine	88 77 1121
								117	A	Buffalo	91 101 0131		222	A	Northern Ill.	83 87 0107
								117	H	Buffalo	93 99 0214		227	A	Kent St.	105 98 0128
								138	A	Green Bay	89 77 1126		236	H	Bowling Green	82 76 0124
								138	H	Green Bay	107 97 1206		244	N	Little Rock	79 91 1123
								166	H	Toledo	96 88 0113		263	A	Tennessee Tech	86 74 1114
								172	A	Eastern Mich.	63 85 0103		264	A	Montana St.	106 103 1221
													310	H	Chicago St.	90 82 1230
													313	H	Miami (OH)	101 92 0121
													313	A	Miami (OH)	76 81 0211
													340	H	Ark.-Pine Bluff	82 59 1203

Non-Div I Games:	Ind.-Kokomo	117 53	Marygrove	107 58
------------------	-------------	--------	-----------	--------

C
e
n
t
r
a
l
M
i
c
h
.

C
e
n
t
r
a
l
M
i
c
h
.

Jacksonville St.

Average RPI Win:255

Average RPI Loss:153

WON-LOSTRECORD

WINNINGPCT. RANK

(OFFICIAL) Through Games Of Feb. 14, 2017

STRENGTH OFSCHEDULE

OPP. STRENGTHOF SCHEDULE

TEAMRPI

SOS w/in Conf.47635 (2)

DIV. I ONLY

DIV. I NON-CONF.

14- 12

6- 7

151

190

228

251

294

328

164

153

RPI 1-50

RPI 51-100

RPI 101-200

RPI 201+

TOTALS

OVERALL

HOME

AWAY

NEUTRAL

NON-CONFERENCE

0- 2

0- 0

0- 2

0- 0

0- 2

0- 3

0- 1

0- 1

0- 0

0- 1

5- 2

1- 1

4- 1

0- 0

2- 1

9- 5

2- 2

5- 3

2- 0

4- 3

14- 12

3- 4

9- 8

2- 0

6- 7

RPI 1-50

RPI 51-100

RPI 101-200

Team's RPI: 164

RPI 201+

RPI

S

Opponent

Score

RPI

S

Opponent

Score

RPI

S

Opponent

Score

RPI

s

Opponent

Score

22

A

Maryland

66 92 1212

62

A

Belmont

60 77 0119

118

A

Tulsa

84 73 1111

203

A

Missouri St.

65 91 1113

39

A

TCU

60 79 1118

62

H

Belmont

53 66 0209

161

A

UT Martin

90 72 1229

223

A

Western Ky.

67 74 1116

81

A

Chattanooga

57 73 1221

165

A

Tennessee St.

86 79 0121

226

H

Murray St.

63 76 0105

165

H

Tennessee St.

63 57 0211

259

H

Eastern Ky.

52 57 0126

167

A

Samford

77 81 1204

260

A

Eastern Ill.

57 56 1231

182

H

Morehead St.

69 72 0128

263

A

Tennessee Tech

74 59 0114

193

A

USC Upstate

67 66 1218

269

H

Austin Peay

71 68 0107

Non-Div I Games:	Fort Valley St.	81	69	Dalton St.	81	50
------------------	-----------------	----	----	------------	----	----

Average RPI Win:

204

WON-LOST
RECORDWINNING
PCT. RANKSTRENGTH OF
SCHEDULEOPP. STRENGTH
OF SCHEDULETEAM
RPI

SOS w/in Conf

.50692

(7)

DIV. I ONLY

DIV. I NON-CONF.

12- 13

6- 6

184

167

117

78

182

172

166

139

RPI 1-50

OVERALL

HOME

AWAY

NEUTRAL

NON-CONFERENCE

0- 4

0- 0

0- 2

0- 2

0- 3

RPI 51-100

0- 0

0- 0

0- 0

0- 0

RPI 101-200

6- 4

3- 1

2- 3

1- 0

3- 3

RPI 201+

6- 5

6- 1

0- 4

0- 0

3- 0

TOTALS

12- 13

9- 2

2- 9

1- 2

6- 6

RPI 1-50

RPI S Opponent Score

37 A Akron 65 71 0214

38 A Middle Tenn. 70 80 1122

38 N Middle Tenn. 70 73 1126

43 N UNCW 77 102 1127

RPI 51-100

RPI S Opponent Score

RPI 101-200

Team's RPI: 166

RPI S Opponent Score

109 A Ohio 79 76 0124

117 H Buffalo 86 54 0103

124 A Wright St. 82 78 1119

126 A Marshall 105 111 1210

138 H Green Bay 77 78 1203

152 H Loyola Chicago 74 70 1220

157 A Saint Joseph's 76 77 1112

163 A Central Mich. 88 96 0113

172 H Eastern Mich. 73 57 0207

188 N Evansville 83 79 1125

RPI 201+

RPI s Opponent Score

205 A Ball St. 80 81 0131

213 A Western Mich. 74 90 0110

222 H Northern Ill. 72 74 0128

227 A Kent St. 61 85 0121

227 H Kent St. 78 58 0211

236 H Bowling Green 85 73 0117

236 A Bowling Green 100 104 0204

265 H Southeastern La. 78 56 1217

270 H Youngstown St. 103 98 1115

277 H Detroit 73 65 1207

313 H Miami (OH) 91 76 0107

Non-Div I Games: Ohio Christian 98 58

S
a
m
f
o
r
d

DIV. I ONLY

DIV. I NON-CONF.

12- 9

2- 6

124

282

272

132

195

2

169

210

RPI 1-50

OVERALL

HOME

AWAY

NEUTRAL

NON-CONFERENCE

0- 3

0- 0

0- 3

0- 0

0- 3

RPI 51-100

0- 0

0- 0

0- 0

0- 0

0- 0

RPI 101-200

2- 4

1- 2

1- 2

0- 0

1- 3

RPI 201+

10- 2

5- 0

5- 2

0- 0

1- 0

TOTALS

12- 9

6- 2

6- 7

0- 0

2- 6

RPI 1-50

RPI

S

Opponent

Score

30

A

Oklahoma St.

72

117

1116

31

A

Southern California

54

88

1122

35

A

Northwestern

49

83

1211

RPI 51-100

RPI

S

Opponent

Score

RPI 101-200

RPI

S

Opponent

Score

118

A

Tulsa

68

77

1119

142

H

Sam Houston St.

68

70

0112

155

A

Washington St.

70

54

1203

158

H

Louisiana

71

76

1217

186

A

Utah St.

66

76

1219

190

H

A&M-Corpus Christi

73

72

1231

RPI 201+

RPI

s

Opponent

Score

217

H

Houston Baptist

72

64

0119

229

A

SFA

61

71

0128

238

A

Lamar University

66

62

0105

250

H

Nicholls St.

78

69

0204

265

A

Southeastern La.

60

52

0211

268

A

Central Ark.

81

63

0121

276

H

Tulane

74

59

1125

288

H

McNeese

75

56

0126

288

A

McNeese

69

63

0205

315

H

Abilene Christian

75

66

1225

315

A

Abilene Christian

69

70

0201

316

A

Incarnate Word

87

72

0107

Non-Div I Games:	LaGrange	103	67	Williams Baptist	91	74	Florida Col.	90	63
-------------------------	-----------------	------------	-----------	-------------------------	-----------	-----------	---------------------	-----------	-----------

Average RPI Win:

222

WON-LOST
RECORD

WINNING
PCT. RANK

STRENGTH OF
SCHEDULE

OPP. STRENGTH
OF SCHEDULE

TEAM
RPI

SOS w/in Conf

.4414

(8)

DIV. I ONLY

DIV. I NON-CONF.

12- 12

5- 5

174

167

187

73

240

230

170

90

RPI 1-50

OVERALL

HOME

AWAY

NEUTRAL

NON-CONFERENCE

0- 2

0- 0

0- 2

0- 0

0- 2

RPI 51-100

0- 2

0- 0

0- 2

0- 0

0- 1

RPI 101-200

7- 3

5- 1

2- 2

0- 0

3- 0

RPI 201+

5- 5

2- 1

3- 4

0- 0

2- 2

TOTALS

12- 12

7- 2

5- 10

0- 0

5- 5

RPI 1-50

RPI S Opponent Score

17 A Creighton 52 82 1126

25 A Notre Dame 48 83 1118

RPI 51-100

RPI S Opponent Score

88 A Bucknell 63 76 0118

93 A Towson 53 70 1207

RPI 101-200

Team's RPI: 170

RPI S Opponent Score

115 A Lehigh 84 83 0105

115 H Lehigh 62 60 0201

168 H Mt. St. Mary's 64 57 1203

171 A Stony Brook 71 70 1130

184 H Navy 62 75 0111

184 A Navy 59 62 0208

187 H Boston U. 77 69 0116

187 A Boston U. 63 78 0211

189 H Holy Cross 65 62 0125

198 H Fairfield 81 66 1123

RPI 201+

RPI s Opponent Score

228 A Duquesne 60 65 1111

242 A LIU Brooklyn 61 65 1116

278 A Binghamton 90 85 1210

281 A Colgate 49 52 0121

292 H UMass Lowell 69 60 1223

312 A Army West Point 57 66 0108

312 H Army West Point 78 63 0204

318 A American 68 66 1230

323 H Lafayette 69 78 0102

323 A Lafayette 70 62 0128

Non-Div I Games: Millersville 79 66

S
t
o
n
y
B
r
o
o
k

Stony Brook									
Average RPI Win:		232	WON-LOST RECORD		105	WINNING PCT. RANK		224	257
Average RPI Loss:		171			230			235	263
								171	242
DIV. I ONLY		15- 10							
DIV. I NON-CONF.		5- 8							
RPI 1-50		RPI 51-100		RPI 101-200		RPI 201+		TOTALS	
OVERALL	0- 1	0- 2		7- 3		8- 4		15- 10	
HOME	0- 0	0- 1		5- 2		3- 2		8- 5	
AWAY	0- 1	0- 1		2- 1		4- 2		6- 5	
NEUTRAL	0- 0	0- 0		0- 0		1- 0		1- 0	
NON-CONFERENCE	0- 1	0- 1		2- 3		3- 3		5- 8	
RPI 1-50					RPI 51-100				
RPI	S	Opponent	Score		RPI	S	Opponent	Score	
22	A	Maryland	63	77	1122	53	H	Vermont	64 71 0128
						93	A	Towson	63 88 1125
RPI 101-200					Team's RPI: 171				
RPI	S	Opponent	Score		RPI	S	Opponent	Score	
115	H	Lehigh	62	57	1206	202	A	Boston College	75 82 1120
140	H	Northeastern	77	75	1203	249	H	Columbia	66 73 1111
147	H	Rutgers	66	71	1210	273	A	Brown	92 89 1231
154	A	New Hampshire	59	56	0105	278	A	Binghamton	67 71 0122
154	H	New Hampshire	64	61	0201	287	A	Saint Francis (PA)	75 63 1217
159	H	Albany (NY)	72	70	0108	292	A	UMass Lowell	86 75 0116
159	A	Albany (NY)	72	65	0204	292	H	UMass Lowell	83 72 0206
170	H	Loyola Maryland	70	71	1130	298	H	NJIT	61 64 1228
181	H	UMBC	83	73	0125	301	N	Hampton	76 66 1126
196	A	Hofstra	58	96	1213	319	H	Hartford	80 64 0119
RPI 201+									
RPI	s	Opponent	Score						
324	A	Maine	74	54	0114				
324	H	Maine	67	66	0212				

S
t
o
n
y
B
r
o
o
k

Non-Div I Games:

Eastern Michigan.

Average RPI Win: **275**
 Average RPI Loss: **94**

WON-LOST
RECORD

WINNING
PCT. RANK

STRENGTH OF
SCHEDULE

OPP. STRENGTH
OF SCHEDULE

TEAM
RPI

SOS w/in Conf
.41159 (9)

DIV. I ONLY

DIV. I NON-CONF.

15- 10

2- 8

105

296

231

62

268

205

175

274

OVERALL

HOME

AWAY

NEUTRAL

NON-CONFERENCE

RPI 1-50

0- 1

0- 1

0- 0

0- 0

0- 1

RPI 51-100

0- 6

0- 4

0- 2

0- 0

0- 4

RPI 101-200

0- 2

0- 0

0- 2

0- 0

0- 2

RPI 201+

15- 1

8- 0

7- 1

0- 0

2- 1

TOTALS

15- 10

8- 5

7- 5

0- 0

2- 8

RPI 1-50

RPI S Opponent Score

27 H VCU 59 64 1115

RPI 51-100

RPI S Opponent Score

58 A Houston 54 77 1221

66 H Princeton 64 67 1210

67 H UNC Asheville 57 70 0103

82 H Winthrop 48 61 0121

89 H Furman 58 61 1206

91 A Indiana 48 87 1119

RPI 101-200

RPI S Opponent Score

104 A William & Mary 70 79 1126

122 A UNCG 65 72 1203

Team's RPI: 175

RPI 201+

RPI s Opponent Score

207 A Radford 71 64 0114

207 H Radford 57 54 0204

218 H Gardner-Webb 65 62 0119

218 A Gardner-Webb 92 87 0209

221 A High Point 62 58 0111

221 H High Point 55 52 0214

238 A Lamar University 65 82 1219

266 H Campbell 61 54 0107

266 A Campbell 72 40 0128

292 H UMass Lowell 84 77 1121

321 A Charleston So. 81 70 1231

321 H Charleston So. 76 69 0211

336 H Mississippi Val. 70 55 1123

339 A Longwood 93 62 0126

346 A Presbyterian 77 61 1229

346 H Presbyterian 71 51 0131

Non-Div I Games: Clarks Summit 81 33 Central Penn 62 48 Cairn 81 53

Average RPI Win:

257

WON-LOST
RECORD

WINNING
PCT. RANK

STRENGTH OF
SCHEDULE

OPP. STRENGTH
OF SCHEDULE

TEAM
RPI

SOS w/in Conf

.37393 (10)

DIV. I ONLY		13- 8	91	303	272	176
DIV. I NON-CONF.		3- 6	250	160	99	215
RPI 1-50		RPI 51-100		RPI 101-200		RPI 201+
OVERALL	0- 0	0- 2		3- 4		10- 2
HOME	0- 0	0- 0		1- 1		5- 0
AWAY	0- 0	0- 2		1- 1		5- 2
NEUTRAL	0- 0	0- 0		1- 2		0- 0
NON-CONFERENCE	0- 0	0- 2		2- 3		1- 1
TOTALS						13- 8
						6- 1
						6- 5
						1- 2
						3- 6

RPI 1-50				RPI 51-100				RPI 101-200				Team's RPI: 176	RPI 201+			
RPI	S	Opponent	Score	RPI	S	Opponent	Score	RPI	S	Opponent	Score		RPI	s	Opponent	Score
				75	A	Stanford	49 67 1117	105	N	Iona	54 76 1125		208	A	Montana	84 81 1231
				87	A	BYU	66 77 1207	117	N	Buffalo	72 74 1126		216	A	Pepperdine	68 69 1115
								133	H	Eastern Wash.	70 67 0114		219	H	Utah Valley	93 85 1217
								153	H	Denver	55 57 1203		230	H	Idaho	91 66 0112
								186	A	Utah St.	77 71 1221		261	A	Portland St.	96 93 0211
								191	A	North Dakota	77 83 0119		264	A	Montana St.	87 75 1229
								197	N	UC Davis	86 58 1124		303	A	Sacramento St.	74 77 0209
													307	A	Northern Colo.	74 69 0121
													331	A	Idaho St.	85 73 0125
													331	H	Idaho St.	96 74 0127
													335	H	Northern Ariz.	86 80 0204
													345	H	Southern Utah	90 74 0202

Non-Div I Games: West Coast Baptist 107 51 Antelope Valley 128 65

Average RPI Win: 210				(OFFICIAL) Through Games Of Feb. 14, 2017				SOS w/in Conf			
Average RPI Loss: 123				STRENGTH OF SCHEDULE				OPP. STRENGTH OF SCHEDULE			
Southern Ill.				TEAM RPI				.47146 (10)			
DIV. I ONLY				13- 13				174			
DIV. I NON-CONF.				6- 6				167			
148				117				177			
86				123				146			
RPI 1-50				RPI 51-100				RPI 101-200			
OVERALL				0- 0				5- 5			
HOME				0- 0				3- 4			
AWAY				0- 0				2- 1			
NEUTRAL				0- 0				0- 0			
NON-CONFERENCE				0- 0				3- 2			
RPI 201+				8- 3				13- 13			
6- 0				9- 5				4- 8			
2- 3				0- 0				0- 0			
3- 1				6- 6							
RPI 1-50				RPI 51-100				RPI 101-200			
Team's RPI: 177				RPI 201+				TOTALS			
RPI S Opponent Score				RPI S Opponent Score				RPI S Opponent Score			
4 A Louisville 51 74 1207				119 H Texas Southern 74 70 1203				203 A Missouri St. 75 67 0107			
26 A Minnesota 45 57 1125				124 H Wright St. 81 85 1111				203 H Missouri St. 85 84 0128			
34 H Illinois St. 53 60 0111				128 H UNI 57 58 0121				209 H Indiana St. 80 74 0104			
45 A Wichita St. 45 87 0124				128 A UNI 41 49 0208				220 A UNLV 61 68 1219			
48 A Arkansas 65 90 1114				142 H Sam Houston St. 73 79 1210				226 H Murray St. 89 85 1129			
				152 A Loyola Chicago 67 61 0204				231 A Bradley 51 60 1229			
				161 H UT Martin 78 70 1222				231 H Bradley 85 65 0201			
				168 H Mt. St. Mary's 73 63 1121				246 H Saint Louis 70 55 1214			
				188 A Evansville 73 61 0114				286 H Drake 83 69 0101			
				188 H Evansville 70 75 0211				286 A Drake 84 88 0118			
								332 A SIUE 101 83 1118			

Non-Div I Games: Mo. Southern St. 85 64

Average RPI Win: **238** WON-LOST RECORD WINNING PCT. RANK
 Average RPI Loss: **88**

STRENGTH OF SCHEDULE OPP. STRENGTH OF SCHEDULE TEAM RPI SOS w/in Conf
 .56321 (4)

DIV. I ONLY		11- 13	201	93	119	178
DIV. I NON-CONF.		6- 4	123	181	320	173
RPI 1-50		RPI 51-100		RPI 101-200		RPI 201+
OVERALL		0- 5		2- 3		11- 13
HOME		0- 3		1- 1		7- 7
AWAY		0- 2		1- 2		4- 6
NEUTRAL		0- 0		0- 0		0- 0
NON-CONFERENCE		0- 2		1- 1		6- 4

RPI 1-50				RPI 51-100				RPI 101-200				RPI 201+			
RPI	S	Opponent	Score	RPI	S	Opponent	Score	RPI	S	Opponent	Score	RPI	s	Opponent	Score
5	A	Gonzaga	55 93 0112	63	H	Boise St.	79 80 1205	101	A	Colorado St.	69 66 1219	214	H	San Diego	62 69 0119
5	H	Gonzaga	60 90 0209	87	H	BYU	76 81 1231	103	A	San Francisco	64 74 0204	214	A	San Diego	72 53 0202
20	H	St. Mary's (CA)	60 72 1229	87	A	BYU	77 85 0128	121	H	UConn	62 65 1117	215	A	Portland	79 78 0114
41	H	UT Arlington	77 80 1222					129	H	Santa Clara	66 56 0107	215	H	Portland	66 60 0211
47	A	Nevada	64 79 1114					129	A	Santa Clara	63 64 0121	216	A	Pepperdine	70 71 0105
												240	H	Pacific	79 73 0126
												256	A	CSUN	69 68 1210
												261	H	Portland St.	78 62 1125
												316	H	Incarnate Word	91 90 1217
												326	H	Morgan St.	70 49 1226
												345	H	Southern Utah	75 68 1208

Non-Div I Games: Vanguard 99 51

Average RPI Win: **282**
 Average RPI Loss: **110**

WON-LOST
RECORD

WINNING
PCT. RANK

STRENGTH OF
SCHEDULE

OPP. STRENGTH
OF SCHEDULE

TEAM
RPI

SOS w/in Conf
.44326 (13)

DIV. I ONLY

DIV. I NON-CONF.

15- 8

8- 3

70

67

294

313

255

311

179

148

RPI 1-50

OVERALL

HOME

AWAY

NEUTRAL

NON-CONFERENCE

0- 1

0- 1

0- 0

0- 0

0- 0

RPI 51-100

0- 2

0- 0

0- 2

0- 0

0- 2

RPI 101-200

1- 5

0- 3

1- 2

0- 0

1- 1

RPI 201+

14- 0

7- 0

7- 0

0- 0

7- 0

TOTALS

15- 8

7- 4

8- 4

0- 0

8- 3

RPI 1-50

RPI S Opponent

Score

38

H

Middle Tenn.

77

80

0105

RPI 51-100

RPI S Opponent

Score

60

A

Pittsburgh

73

83

1217

86

A

Texas Tech

84

85

1203

RPI 101-200

RPI S Opponent

Score

114

A

Louisiana Tech

64

74

0119

119

H

Texas Southern

68

71

1116

143

A

Old Dominion

56

62

1231

143

H

Old Dominion

72

80

0126

174

H

UAB

81

88

0107

185

A

Omaha

100

87

1119

RPI 201+

RPI s Opponent

Score

217

H

Houston Baptist

90

77

1130

229

H

SFA

70

63

1210

235

A

Charlotte

89

70

0102

235

H

Charlotte

84

67

0128

264

H

Montana St.

83

78

1121

274

A

James Madison

94

70

1113

294

A

Fla. Atlantic

81

75

0211

316

A

Incarnate Word

87

79

1126

325

H

Delaware St.

80

58

1123

327

H

Northwestern St.

100

93

1219

330

H

North Texas

101

79

0114

330

A

North Texas

95

80

0204

334

A

Southern Miss.

61

58

0121

341

A

FIU

89

78

0209

R
i
c
e

Non-Div I Games: St. Thomas (TX) 83 63 St. Edward's 93 64

Average RPI Win:

256

WON-LOST
RECORDWINNING
PCT. RANKSTRENGTH OF
SCHEDULEOPP. STRENGTH
OF SCHEDULETEAM
RPI

SOS w/in Conf

Average RPI Loss:

119

.49064

(3)

DIV. I ONLY				15- 9	83	251	196	180				
DIV. I NON-CONF.				9- 6	123	290	186	202				
				RPI 1-50	RPI 51-100	RPI 101-200	RPI 201+	TOTALS				
OVERALL				0- 3	2- 3	1- 1	12- 2	15- 9				
HOME				0- 1	2- 1	0- 0	9- 1	11- 3				
AWAY				0- 2	0- 2	0- 1	2- 1	2- 6				
NEUTRAL				0- 0	0- 0	1- 0	1- 0	2- 0				
NON-CONFERENCE				0- 3	1- 1	1- 0	7- 2	9- 6				

RPI 1-50					RPI 51-100					RPI 101-200					RPI 201+				
RPI	S	Opponent	Score		RPI	S	Opponent	Score		RPI	S	Opponent	Score	Team's RPI: 180	RPI	s	Opponent	Score	
4	H	Louisville	70 79	1203	56	A	New Mexico St.	69 81	0112	159	N	Albany (NY)	82 77	1119	219	H	Utah Valley	82 72	0107
6	A	Arizona	54 64	1214	56	H	New Mexico St.	83 71	0211	183	A	UMKC	77 83	0126	237	H	Alcorn	63 53	1220
15	A	Duke	61 96	1112	77	A	Penn St.	76 85	1115						251	H	Ill.-Chicago	73 69	1210
					96	H	CSU Bakersfield	62 65	0204						280	N	Marist	84 72	1120
					97	H	San Diego St.	76 72	1207						284	H	Seattle U	61 59	0121
															306	A	UC Riverside	56 76	1231
															309	A	UTRGV	79 66	0114
															309	H	UTRGV	76 57	0209
															310	A	Chicago St.	85 77	0128
															317	H	Cal Poly	71 64	1228
															332	H	SIUE	64 76	1128
															333	H	Coppin St.	70 37	1125
															336	H	Mississippi Val.	72 62	1217
															340	H	Ark.-Pine Bluff	89 49	1222

Grand Canyon

Non-Div I Games: San Diego Christian 90 58 Bethesda (CA) 95 66

DIV. I ONLY

DIV. I NON-CONF.

14- 9

7- 4

101

98

275

295

261

259

181

144

RPI 1-50

OVERALL0- 1

HOME0- 0

AWAY0- 1

NEUTRAL0- 0

NON-CONFERENCE0- 1

RPI 51-100

0- 4

0- 2

0- 2

0- 0

0- 2

RPI 101-200

2- 3

1- 1

1- 2

0- 0

1- 1

RPI 201+

12- 1

5- 1

7- 0

0- 0

6- 0

TOTALS

14- 9

6- 4

8- 5

0- 0

7- 4

RPI 1-50

RPI S Opponent Score

32 A Virginia Tech 70 87 1228

RPI 51-100

RPI S Opponent Score

53 A Vermont 72 81 0113

53 H Vermont 74 77 0212

93 H Towson 72 73 1217

95 A Richmond 75 78 1210

RPI 101-200

Team's RPI: 181

RPI S Opponent Score

154 H New Hampshire 105 103 0128

159 H Albany (NY) 50 77 0116

168 A Mt. St. Mary's 78 70 1207

171 A Stony Brook 73 83 0125

184 A Navy 66 78 1123

RPI 201+

RPI s Opponent Score

228 A Duquesne 81 72 1130

262 H Kennesaw St. 93 85 1119

274 A James Madison 62 61 1223

278 H Binghamton 85 71 0105

278 A Binghamton 92 74 0201

292 A UMass Lowell 102 86 0122

293 H The Citadel 120 111 1219

305 A UMES 77 73 1113

319 A Hartford 84 68 0111

319 H Hartford 77 84 0209

324 H Maine 75 64 0108

324 A Maine 83 71 0204

325 H Delaware St. 90 68 1116

Non-Div I Games:	Hood	92	61	Messiah	98	59
------------------	------	----	----	---------	----	----

Average RPI Win:

240

WON-LOST
RECORDWINNING
PCT. RANKSTRENGTH OF
SCHEDULEOPP. STRENGTH
OF SCHEDULETEAM
RPI

SOS w/in Conf

.44148

(6)

DIV. I ONLY

DIV. I NON-CONF.

11- 12

2- 9

189

302

155

54

211

120

182

260

OVERALL

HOME

AWAY

NEUTRAL

NON-CONFERENCE

RPI 1-50

0- 1

0- 0

0- 1

0- 0

0- 1

RPI 51-100

0- 3

0- 2

0- 1

0- 0

0- 2

RPI 101-200

3- 7

2- 1

1- 6

0- 0

1- 6

RPI 201+

8- 1

5- 0

3- 1

0- 0

1- 0

TOTALS

11- 12

7- 3

4- 9

0- 0

2- 9

RPI

S

Opponent

Score

19

A

Purdue

56 90 1203

RPI

S

Opponent

Score

60

A

Pittsburgh

63 76 1125

RPI

S

Opponent

Score

62

H

Belmont

78 84 0112

RPI

S

Opponent

Score

99

H

ETSU

68 78 1217

RPI

S

Opponent

Score

125

H

Northern Ky.

79 84 1130

RPI

S

Opponent

Score

126

A

Marshall

77 85 1116

RPI

S

Opponent

Score

131

A

Mississippi St.

76 85 1222

RPI

S

Opponent

Score

133

A

Eastern Wash.

86 88 1213

RPI

S

Opponent

Score

149

H

Lipscomb

89 75 1113

RPI

S

Opponent

Score

149

A

Lipscomb

84 98 1210

RPI

S

Opponent

Score

161

A

UT Martin

77 81 1231

RPI

S

Opponent

Score

164

A

Jacksonville St.

72 69 0128

RPI

S

Opponent

Score

165

H

Tennessee St.

87 85 0114

RPI

S

Opponent

Score

188

A

Evansville

56 69 1119

RPI

s

Opponent

Score

226

H

Murray St.

101 100 0208

RPI

s

Opponent

Score

259

H

Eastern Ky.

80 54 0121

RPI

s

Opponent

Score

259

A

Eastern Ky.

67 62 0211

RPI

s

Opponent

Score

260

H

Eastern Ill.

85 75 0105

RPI

s

Opponent

Score

263

A

Tennessee Tech

73 76 0126

RPI

s

Opponent

Score

268

H

Central Ark.

111 85 1219

RPI

s

Opponent

Score

269

A

Austin Peay

89 82 0119

RPI

s

Opponent

Score

290

A

Southeast Mo. St.

89 81 0204

RPI

s

Opponent

Score

332

H

SIUE

73 65 0107

Morehead St.

Morehead St.

Non-Div I Games: Ky. Christian 106 41 Asbury 120 77

Average RPI Win:	249
Average RPI Loss:	116

WON-LOST RECORD

**WINNING
PCT. RANK**

STRENGTH OF SCHEDULE

**OPP. STRENGTH
OF SCHEDULE**

TEAM
RPI

SOS w/in Conf
.52418 (1)

DIV. I ONLY		11- 13		201		90		237		183	
DIV. I NON-CONF.		5- 9		244		87		183		201	
RPI 1-50		RPI 51-100		RPI 101-200		RPI 201+		TOTALS			
OVERALL	0- 3	0- 3		2- 5		9- 2		11- 13			
HOME	0- 0	0- 2		2- 3		5- 0		7- 5			
AWAY	0- 3	0- 1		0- 1		3- 2		3- 7			
NEUTRAL	0- 0	0- 0		0- 1		1- 0		1- 1			
NON-CONFERENCE	0- 3	0- 0		1- 5		4- 1		5- 9			

RPI 1-50					RPI 51-100					RPI 101-200					Team's RPI: 183					RPI 201+				
RPI	S	Opponent	Score		RPI	S	Opponent	Score		RPI	S	Opponent	Score		RPI	s	Opponent	Score						
3	A	Kansas	62	105	1206	56	H	New Mexico St.	64	77	0105	113	H	South Dakota	84	82	1130	219	A	Utah Valley	76	86	0114	
17	A	Creighton	82	89	1111	56	A	New Mexico St.	71	94	0121	131	A	Mississippi St.	54	77	1229	219	H	Utah Valley	84	76	0209	
29	A	West Virginia	67	112	1217	96	H	CSU Bakersfield	63	74	0128	138	N	Green Bay	77	95	1121	224	A	South Dakota St.	68	77	1203	
												161	H	UT Martin	66	77	1220	226	N	Murray St.	85	74	1120	
												180	H	Grand Canyon	83	77	0126	236	A	Bowling Green	71	69	1119	
												185	H	Omaha	75	80	1215	284	A	Seattle U	84	68	0112	
												193	H	USC Upstate	75	84	0102	284	H	Seattle U	102	72	0211	
																		286	H	Drake	68	62	1115	
																		290	H	Southeast Mo. St.	86	75	1128	
																		309	H	UTRGV	83	79	0107	
																		309	A	UTRGV	73	60	0204	

Non-Div I Games:	William Jewell	93	71	Ark.-Monticello	97	82	Ottawa	93	67
------------------	----------------	----	----	-----------------	----	----	--------	----	----

Commaha

Non-Div I Games:	Buena Vista	112	65
------------------	-------------	-----	----

Average RPI Win:				Boston U.		(OFFICIAL) Through Games Of Feb. 14, 2017				SOS w/in Conf									
Average RPI Loss:				231		WON-LOST RECORD		WINNING PCT. RANK		STRENGTH OF SCHEDULE		OPP. STRENGTH OF SCHEDULE		TEAM RPI		.44454 (6)			
DIV. I ONLY				14- 11		127		237		223		187							
DIV. I NON-CONF.				4- 7		236		194		217		249							
RPI 1-50				RPI 51-100				RPI 101-200				RPI 201+				TOTALS			
OVERALL				0- 0				0- 2				7- 7				14- 11			
HOME				0- 0				0- 0				5- 2				10- 3			
AWAY				0- 0				0- 2				2- 5				4- 8			
NEUTRAL				0- 0				0- 0				0- 0				0- 0			
NON-CONFERENCE				0- 0				0- 1				2- 5				4- 7			
RPI 1-50				RPI 51-100				RPI 101-200				Team's RPI: 187				RPI 201+			
RPI	S	Opponent	Score	RPI	S	Opponent	Score	RPI	S	Opponent	Score	RPI	s	Opponent	Score				
78	A	Syracuse	77 99 1210	78	A	Syracuse	77 99 1210	108	A	North Carolina St.	73 77 1203	242	H	LIU Brooklyn	86 69 1120				
88	A	Bucknell	59 70 0121	88	A	Bucknell	59 70 0121	115	H	Lehigh	75 61 0102	281	H	Colgate	58 67 0118				
								115	A	Lehigh	76 59 0130	292	A	UMass Lowell	75 77 1221				
								121	A	UConn	49 51 1130	312	H	Army West Point	90 89 0125				
								136	H	Canisius	77 87 1207	318	H	American	76 66 0111				
								140	A	Northeastern	77 87 1111	318	A	American	67 64 0208				
								140	H	Northeastern	65 63 1118	323	A	Lafayette	91 75 0108				
								154	H	New Hampshire	73 69 1218	323	H	Lafayette	75 58 0205				
								160	A	Saint Peter's	67 80 1128	324	H	Maine	102 78 1119				
								170	A	Loyola Maryland	69 77 0116								
								170	H	Loyola Maryland	78 63 0211								
								184	A	Navy	71 53 0105								
								184	H	Navy	61 70 0202								
								189	H	Holy Cross	61 55 1230								

Non-Div I Games: Western New Eng. 91 54

Average RPI Win:

201

WON-LOST

WINNING

STRENGTH OF

OPP. STRENGTH

TEAM

SOS w/in Conf

Average RPI Loss:

125

RECORD

PCT. RANK

SCHEDULE

OF SCHEDULE

RPI

.51114

(5)

DIV. I ONLY				12- 14				196				103				136				188			
DIV. I NON-CONF.				7- 4				98				60				166				91			
RPI 1-50				RPI 51-100				RPI 101-200				RPI 201+				TOTALS							
OVERALL				0- 6				1- 0				4- 4				7- 4				12- 14			
HOME				0- 2				1- 0				3- 1				6- 1				10- 4			
AWAY				0- 2				0- 0				1- 2				1- 3				2- 7			
NEUTRAL				0- 2				0- 0				0- 1				0- 0				0- 3			
NON-CONFERENCE				0- 3				1- 0				1- 1				5- 0				7- 4			

RPI 1-50					RPI 51-100					RPI 101-200					RPI 201+					Team's RPI: 188				
RPI	S	Opponent	Score		RPI	S	Opponent	Score		RPI	S	Opponent	Score		RPI	s	Opponent	Score						
4	A	Louisville	47	78	1111	63	H	Boise St.	72	67	1203	128	H	UNI	70	58	0101	203	A	Missouri St.	51	55	0111	
34	A	Illinois St.	50	62	1229							128	A	UNI	54	61	0125	203	H	Missouri St.	74	66	0204	
34	H	Illinois St.	59	69	0129							152	A	Loyola Chicago	61	67	0121	209	A	Indiana St.	84	85	0201	
38	N	Middle Tenn.	55	66	1127							152	H	Loyola Chicago	60	58	0208	226	H	Murray St.	78	46	1210	
43	N	UNCW	62	65	1126							166	N	Toledo	79	83	1125	231	H	Bradley	63	74	0104	
45	H	Wichita St.	65	82	0117							177	H	Southern Ill.	61	73	0114	236	H	Bowling Green	69	66	1206	
												177	A	Southern Ill.	75	70	0211	237	H	Alcorn	82	59	1114	
												182	H	Morehead St.	69	56	1119	251	H	Norfolk St.	85	66	1214	
																		269	A	Austin Peay	77	69	1217	
																		286	A	Drake	76	88	0108	
																		286	H	Drake	87	70	0214	

Non-Div I Games:	Mt. St. Joseph	68	55	Wabash	83	39
------------------	----------------	----	----	--------	----	----

Average RPI Win:	246	WON-LOST	WINNING	STRENGTH OF	OPP. STRENGTH	TEAM	SOS w/in Conf
Average RPI Loss:	141	RECORD	PCT. RANK	SCHEDULE	OF SCHEDULE	RPI	
							.45614 (5)

DIV. I ONLY	13- 14	183	207	209	189
DIV. I NON-CONF.	6- 7	190	157	154	161
	RPI 1-50	RPI 51-100	RPI 101-200	RPI 201+	TOTALS
OVERALL	0- 3	0- 3	4- 6	9- 2	13- 14
HOME	0- 1	0- 1	2- 1	6- 0	8- 3
AWAY	0- 2	0- 2	2- 5	3- 2	5- 11
NEUTRAL	0- 0	0- 0	0- 0	0- 0	0- 0
NON-CONFERENCE	0- 3	0- 1	2- 2	4- 1	6- 7

RPI 1-50					RPI 51-100					RPI 101-200					RPI 201+								
RPI	S	Opponent	Score			RPI	S	Opponent	Score			RPI	S	Opponent	Score			RPI	s	Opponent	Score		
21	A	South Carolina	49	81	1113	78	A	Syracuse	46	90	1115	115	A	Lehigh	51	68	0114	225	H	Quinnipiac	75	57	1211
42	A	Rhode Island	54	65	1218	88	H	Bucknell	49	68	0108	115	H	Lehigh	61	45	0212	275	H	South Carolina St.	73	57	1125
46	H	Monmouth	77	80	1127	88	A	Bucknell	68	82	0206	144	A	Harvard	63	52	1122	280	H	Marist	68	59	1223
												148	H	Massachusetts	60	68	1120	281	A	Colgate	67	61	0105
												154	A	New Hampshire	53	56	1203	281	H	Colgate	56	50	0201
												159	A	Albany (NY)	55	49	1130	299	A	Sacred Heart	72	67	1221
												170	A	Loyola Maryland	62	65	0125	312	A	Army West Point	85	76	0118
												184	H	Navy	51	50	0102	318	H	American	63	55	0123
												184	A	Navy	47	60	0128	323	H	Lafayette	71	54	0111
												187	A	Boston U.	55	61	1230	323	A	Lafayette	59	69	0208
																		324	A	Maine	53	55	1207

Non-Div I Games:

A&M-Corpus Christi			(OFFICIAL) Through Games Of Feb. 14, 2017			SOS w/in Conf	
Average RPI Win:	276	WON-LOST	WINNING	STRENGTH OF	OPP. STRENGTH	TEAM	
Average RPI Loss:	164	RECORD	PCT. RANK	SCHEDULE	OF SCHEDULE	RPI	
					.41473 (5)		
DIV. I ONLY			11- 9	141	285	314	190
DIV. I NON-CONF.			4- 4	167	224	214	135
RPI 1-50			RPI 51-100		RPI 101-200		RPI 201+
OVERALL	0- 2		0- 1		0- 2		11- 4
HOME	0- 0		0- 0		0- 0		7- 1
AWAY	0- 2		0- 1		0- 2		4- 3
NEUTRAL	0- 0		0- 0		0- 0		0- 0
NON-CONFERENCE	0- 2		0- 1		0- 0		4- 1
RPI 1-50			RPI 51-100		RPI 101-200		RPI 201+
RPI S Opponent	Score		RPI S Opponent	Score	RPI S Opponent	Score	RPI s Opponent
20 A St. Mary's (CA)	46 67	1220	90 A Texas A&M	69 86	142 A Sam Houston St.	62 76	204 A Texas St.
30 A Oklahoma St.	70 92	1222			169 A New Orleans	72 73	217 H Houston Baptist
					Team's RPI: 190		229 A SFA
							229 H SFA
							238 A Lamar University
							250 A Nicholls St.
							265 H Southeastern La.
							268 H Central Ark.
							288 A McNeese
							291 H UTSA
							309 A UTRGV
							309 H UTRGV
							315 H Abilene Christian
							317 A Cal Poly
							327 H Northwestern St.

Non-Div I Games: Jarvis Christian 84 61 St. Mary's (TX) 77 67 Our Lady Of The Lak 115 100

DIV. I ONLY

DIV. I NON-CONF.

12- 8

2- 5

105

266

312

69

301

92

191

171

RPI 1-50

OVERALL

HOME

AWAY

NEUTRAL

NON-CONFERENCE

0- 0

0- 0

0- 0

0- 0

0- 0

RPI 51-100

2- 1

0- 1

1- 0

1- 0

2- 1

RPI 101-200

2- 3

2- 0

0- 3

0- 0

0- 3

RPI 201+

8- 4

5- 0

3- 3

0- 1

0- 1

TOTALS

12- 8

7- 1

4- 6

1- 1

2- 5

RPI 1-50

RPI S Opponent Score

92 A North Dakota St. 74 56 1207

92 H North Dakota St. 70 87 1216

96 N CSU Bakersfield 57 55 1127

RPI 51-100

RPI S Opponent Score

106 A Iowa 73 84 1220

124 A Wright St. 79 83 1126

128 A UNI 70 78 1210

133 H Eastern Wash. 95 86 0209

176 H Weber St. 83 77 0119

RPI 101-200

Team's RPI: 191

RPI s Opponent Score

208 A Montana 70 76 0114

230 H Idaho 88 65 0211

258 N North Florida 75 76 1125

261 A Portland St. 62 99 1229

264 A Montana St. 90 85 0112

303 A Sacramento St. 90 82 1231

307 H Northern Colo. 87 77 0204

331 H Idaho St. 89 64 0121

335 H Northern Ariz. 68 63 0105

335 A Northern Ariz. 67 68 0128

345 H Southern Utah 95 65 0107

345 A Southern Utah 91 89 0126

Non-Div I Games:	Mayville St.	94 66	Crown (MN)	98 48	Presentation	101 63
------------------	--------------	-------	------------	-------	--------------	--------

Average RPI Win:

256

WON-LOST
RECORDWINNING
PCT. RANKSTRENGTH OF
SCHEDULEOPP. STRENGTH
OF SCHEDULETEAM
RPI

SOS w/in Conf

Average RPI Loss:

61

.6047

(7)

Div. I ONLY

Div. I NON-CONF.

9- 16

7- 5

258

129

57

118

88

271

192

150

RPI 1-50

OVERALL

HOME

AWAY

NEUTRAL

NON-CONFERENCE

0- 9

0- 4

0- 4

0- 1

0- 4

RPI 51-100

0- 3

0- 1

0- 2

0- 0

0- 0

RPI 101-200

1- 4

1- 2

0- 2

0- 0

0- 1

RPI 201+

8- 0

6- 0

1- 0

1- 0

7- 0

TOTALS

9- 16

7- 7

1- 8

1- 1

7- 5

RPI 1-50

RPI S Opponent Score

5 A Gonzaga 71 98 1207

6 A Arizona 66 77 0129

7 H Oregon 61 83 0104

23 H UCLA 66 107 0204

31 H Southern California 74 82 0201

33 A California 59 69 0112

39 N TCU 80 93 1126

39 A TCU 71 86 1130

47 H Nevada 85 87 1211

RPI 51-100

RPI S Opponent Score

75 A Stanford 69 76 0114

80 H Utah 72 94 0121

80 A Utah 61 85 0211

RPI 101-200

RPI S Opponent Score

107 H Colorado 85 83 0118

107 A Colorado 66 81 0209

110 H Yale 90 98 1113

132 A Arizona St. 75 86 0125

155 H Washington St. 74 79 0101

Team's RPI: 192

RPI 201+

RPI s Opponent Score

211 H Long Beach St. 94 88 1122

213 H Western Mich. 92 86 1218

223 N Western Ky. 86 47 1125

284 A Seattle U 94 72 1222

289 H Oregon St. 87 61 0107

317 H Cal Poly 77 61 1220

329 H Cal St. Fullerton 104 88 1117

335 H Northern Ariz. 92 58 1120

Washington

Washington

Non-Div I Games:

Average RPI Win:		Troy		237		WON-LOST RECORD		WINNING PCT. RANK		(OFFICIAL) Through Games Of Feb. 14, 2017		STRENGTH OF SCHEDULE		OPP. STRENGTH OF SCHEDULE		TEAM RPI		SOS w/in Conf		.53779 (6)	
Average RPI Loss:		161		12- 12		174		225		286		194		225		286		194		225	
DIV. I ONLY		12- 12		174		225		286		194		225		286		194		225		286	
DIV. I NON-CONF.		6- 6		167		325		345		239		325		345		239		325		345	
OVERALL		RPI 1-50		RPI 51-100		RPI 101-200		RPI 201+		TOTALS		RPI 1-50		RPI 51-100		RPI 101-200		RPI 201+		TOTALS	
HOME		1- 1		0- 1		3- 5		8- 5		12- 12		1- 1		0- 0		1- 1		3- 3		5- 4	
AWAY		1- 0		0- 0		1- 1		3- 2		5- 8		0- 1		0- 1		2- 4		3- 2		5- 8	
NEUTRAL		0- 0		0- 0		0- 0		2- 0		2- 0		0- 0		0- 0		0- 0		2- 0		2- 0	
NON-CONFERENCE		0- 1		0- 0		0- 3		6- 2		6- 6		0- 1		0- 0		0- 3		6- 2		6- 6	
RPI 1-50		RPI 51-100		RPI 101-200		Team's RPI: 194		RPI 201+		Score		RPI 1-50		RPI 51-100		RPI 101-200		RPI 201+		Score	
RPI	S	Opponent	Score	RPI	S	Opponent	Score	RPI	S	Opponent	Score	RPI	S	Opponent	Score	RPI	S	Opponent	Score	RPI	S
31	A	Southern California	77 82 1217	79	A	Arkansas St.	80 82 0121	103	A	San Francisco	67 79 1123	204	H	Texas St.	71 75 0116	120	A	Ga. Southern	82 86 0107	210	A
41	H	UT Arlington	93 71 0114					120	H	Ga. Southern	83 76 0130	210	H	South Ala.	71 76 0204	127	A	Georgia St.	80 77 0109	244	A
								127	A	Georgia St.	80 77 0109	244	A	Little Rock	78 69 0123	127	H	Georgia St.	72 78 0128	260	H
								127	H	Georgia St.	72 78 0128	260	H	Eastern Ill.	70 67 1114	137	A	Wyoming	66 72 1219	260	A
								137	A	Wyoming	66 72 1219	279	H	South Fla.	74 80 1201	158	A	Louisiana	100 88 0211	283	N
								158	A	Louisiana	100 88 0211	279	H	South Fla.	74 80 1201	174	A	UAB	51 74 1117	296	A
								174	A	UAB	51 74 1117	283	N	Cornell	92 84 1222					310	N
												296	A	Hawaii	65 63 1125					311	A
												310	N	Chicago St.	83 65 1223					343	H
												311	A	La.-Monroe	73 72 0213					351	H
												343	H	Alabama St.	83 65 1204						
												351	H	Alabama A&M	88 59 1210						

Non-Div I Games:	Point U.	114	52	Toccoa Falls	135	76
------------------	----------	-----	----	--------------	-----	----

DIV. I ONLY		16- 6	45	349	318	195
DIV. I NON-CONF.		6- 5	144	312	114	151
RPI 1-50		RPI 51-100		RPI 101-200		RPI 201+
OVERALL	0- 0	0- 1		1- 3		15- 2
HOME	0- 0	0- 0		0- 0		7- 1
AWAY	0- 0	0- 1		1- 3		8- 1
NEUTRAL	0- 0	0- 0		0- 0		0- 0
NON-CONFERENCE	0- 0	0- 1		1- 3		5- 1
RPI 1-50		RPI 51-100		RPI 101-200		RPI 201+
RPI S Opponent	Score	RPI S Opponent	Score	RPI S Opponent	Score	RPI s Opponent
				Team's RPI: 195		Score
		65 A Ohio St.		125 A Northern Ky.		233 A East Carolina
		63 69 1114		82 74 1126		56 69 1203
				126 A Marshall		242 H LIU Brooklyn
				69 81 1112		79 56 1206
				146 A Coastal Caro.		245 A Missouri
				67 70 1210		62 52 1128
				151 A LSU		251 A Norfolk St.
				66 70 1213		72 57 0114
						257 A Western Caro.
						67 59 1116
						275 H South Carolina St.
						85 62 0211
						288 A McNeese
						74 66 1217
						301 A Hampton
						64 51 0116
						302 H Jackson St.
						84 75 1118
						305 H UMES
						69 52 0111
						325 H Delaware St.
						68 69 0110
						325 A Delaware St.
						82 74 0130
						326 A Morgan St.
						68 62 0204
						333 A Coppin St.
						86 77 0206
						344 H Howard
						74 39 0123
						348 H Florida A&M
						78 73 0213
						350 H N.C. A&T
						82 59 0128

Non-Div I Games:	Montreat	101	66	Southern Wesleyan	92	55	Truett-McConnell	88	54
------------------	----------	-----	----	-------------------	----	----	------------------	----	----

U
C
D
a
v
i
s

Loss, Non-Conf, S Site, H Home, A Away, N Neutral

DIV. I ONLY

DIV. I NON-CONF.

14- 12

8- 4

151

85

257

320

139

274

203

199

RPI 1-50

OVERALL

HOME

AWAY

NEUTRAL

NON-CONFERENCE

0- 3

0- 0

0- 2

0- 1

0- 1

RPI 51-100

1- 1

1- 1

0- 0

0- 0

1- 1

RPI 101-200

4- 5

3- 2

1- 3

0- 0

1- 0

RPI 201+

9- 3

6- 1

2- 2

1- 0

6- 2

TOTALS

14- 12

10- 4

3- 7

1- 1

8- 4

RPI 1-50

RPI

S

Opponent

Score

31

N

Southern California

75

83

1222

34

A

Illinois St.

71

74

0104

45

A

Wichita St.

62

80

0209

RPI 51-100

RPI

S

Opponent

Score

70

H

Valparaiso

81

84

1210

92

H

North Dakota St.

64

50

1127

RPI 101-200

RPI

S

Opponent

Score

128

A

UNI

68

64

1228

128

H

UNI

52

55

0212

152

A

Loyola Chicago

71

77

0115

152

H

Loyola Chicago

82

81

0131

164

H

Jacksonville St.

91

65

1113

177

H

Southern Ill.

67

75

0107

177

A

Southern Ill.

84

85

0128

188

H

Evansville

55

51

0111

188

A

Evansville

66

74

0204

RPI 201+

RPI

s

Opponent

Score

209

H

Indiana St.

81

75

1231

209

A

Indiana St.

73

68

0118

231

H

Bradley

76

62

0121

232

A

DePaul

66

68

1123

232

N

DePaul

69

58

1223

241

A

Air Force

70

83

1203

271

H

Oral Roberts

86

76

1214

286

H

Drake

71

72

0124

290

A

Southeast Mo. St.

79

71

1207

290

H

Southeast Mo. St.

71

66

1217

310

H

Chicago St.

66

46

1219

351

H

Alabama A&M

96

62

1111

Team's RPI: 203

Non-Div I Games: Fontbonne

100 27

T
e
x
a
s
t
.
.

Average RPI Win:		Texas St.		WON-LOST		WINNING		(OFFICIAL) Through Games Of Feb. 14, 2017		STRENGTH OF		OPP. STRENGTH		TEAM		SOS w/in Conf							
Average RPI Loss:		232		RECORD		PCT. RANK				SCHEDULE		OF SCHEDULE		RPI		.49078 (7)							
DIV. I ONLY		13- 9		114		323		169		204													
DIV. I NON-CONF.		5- 5		167		350		316		303													
		RPI 1-50		RPI 51-100		RPI 101-200		RPI 201+		TOTALS													
OVERALL		1- 1		1- 0		2- 4		9- 4		13- 9													
HOME		1- 0		1- 0		0- 3		5- 0		7- 3													
AWAY		0- 1		0- 0		2- 1		2- 4		4- 6													
NEUTRAL		0- 0		0- 0		0- 0		2- 0		2- 0													
NON-CONFERENCE		0- 0		0- 0		0- 2		5- 3		5- 5													
		RPI 1-50		RPI 51-100		RPI 101-200		RPI 201+		Team's RPI: 204													
RPI	S	Opponent	Score		RPI	S	Opponent	Score		RPI	s	Opponent	Score										
41	H	UT Arlington	81	73	0107	79	H	Arkansas St.	62	58	0213	118	A	Tulsa	59	74	1217	210	A	South Ala.	67	72	0114
41	A	UT Arlington	61	76	0204							146	H	Coastal Caro.	53	60	0102	244	H	Little Rock	56	49	0211
												146	A	Coastal Caro.	52	50	0128	253	H	Appalachian St.	67	58	1231
												158	H	Louisiana	73	79	0121	253	A	Appalachian St.	68	55	0130
												190	H	A&M-Corpus Christi	69	73	1121	276	A	Tulane	69	66	1223
												194	A	Troy	75	71	0116	288	H	McNeese	80	68	1129
																		291	A	UTSA	48	63	1125
																		294	N	Fla. Atlantic	61	57	1111
																		296	A	Hawaii	68	74	1113
																		308	H	Prairie View	64	57	1210
																		309	A	UTRGV	61	72	1207
																		311	H	La.-Monroe	63	57	0123
																		332	N	SIUE	86	58	1114

T
e
x
a
s
t
.
.

Non-Div I Games:	Okla. Panhandle	75	44	Howard Payne	87	37
------------------	-----------------	----	----	--------------	----	----

Average RPI Win: **240**
 Average RPI Loss: **177**

WON-LOST
RECORD

WINNING
PCT. RANK

STRENGTH OF
SCHEDULE

OPP. STRENGTH
OF SCHEDULE

TEAM
RPI

SOS w/in Conf
.47866 (8)

DIV. I ONLY				14- 13				171				304				214				206			
DIV. I NON-CONF.				7- 4				98				348				313				189			
RPI 1-50				RPI 51-100				RPI 101-200				RPI 201+				TOTALS							
OVERALL				1- 1				0- 0				2- 8				11- 4				14- 13			
HOME				0- 1				0- 0				1- 3				5- 0				6- 4			
AWAY				1- 0				0- 0				1- 5				6- 4				8- 9			
NEUTRAL				0- 0				0- 0				0- 0				0- 0				0- 0			
NON-CONFERENCE				0- 0				0- 0				0- 2				7- 2				7- 4			

RPI 1-50				RPI 51-100				RPI 101-200				RPI 201+				Team's RPI: 206			
RPI	S	Opponent	Score	RPI	S	Opponent	Score	RPI	S	Opponent	Score	RPI	s	Opponent	Score				
46	A	Monmouth	93 90 1231					105	H	Iona	76 95 0203	212	A	Fordham	62 73 1123				
46	H	Monmouth	69 74 0206					108	A	North Carolina St.	71 99 1228	225	H	Quinnipiac	112 107 0211				
								136	A	Canisius	72 66 0130	240	A	Pacific	73 66 1210				
								145	H	Siena	71 69 1205	247	A	Wagner	70 67 1126				
								145	A	Siena	68 78 0117	248	H	Drexel	90 82 1216				
								148	A	Massachusetts	67 78 1222	254	A	Manhattan	73 76 0113				
								160	H	Saint Peter's	65 71 0115	262	H	Kennesaw St.	81 79 1214				
								160	A	Saint Peter's	51 56 0123	279	A	South Fla.	65 70 1119				
								198	H	Fairfield	67 76 1201	280	A	Marist	73 62 0106				
								198	A	Fairfield	67 69 0213	280	H	Marist	84 66 0121				
												282	H	Niagara	89 78 0108				
												282	A	Niagara	67 80 0128				
												301	A	Hampton	67 56 1111				
												319	A	Hartford	84 68 1116				
												350	A	N.C. A&T	60 59 1218				

Rider

Rider

Non-Div I Games:

Radford

Average RPI Win: 241

Average RPI Loss: 133

WON-LOST RECORD

WINNING PCT. RANK

(OFFICIAL) Through Games Of Feb. 14, 2017

STRENGTH OF SCHEDULE

OPP. STRENGTH OF SCHEDULE

TEAM RPI

SOS w/in Conf .47168 (1)

DIV. I ONLY	9- 15	251	137	220	207
DIV. I NON-CONF.	3- 7	263	46	98	177

	RPI 1-50	RPI 51-100	RPI 101-200	RPI 201+	TOTALS
OVERALL	0- 5	2- 2	1- 3	6- 4	9- 15
HOME	0- 0	1- 1	1- 1	2- 3	4- 5
AWAY	0- 5	1- 1	0- 1	3- 1	4- 9
NEUTRAL	0- 0	0- 0	0- 1	1- 0	1- 1
NON-CONFERENCE	0- 5	0- 0	1- 1	2- 0	3- 7

RPI 1-50					RPI 51-100					RPI 101-200					RPI 201+					Team's RPI: 207
RPI	S	Opponent	Score		RPI	S	Opponent	Score		RPI	S	Opponent	Score		RPI	s	Opponent	Score		
8	A	North Carolina	50 95 1204		67	H	UNC Asheville	80 77 1229		120	N	Ga. Southern	64 65 1126		201	A	Mercer	47 58 1122		
29	A	West Virginia	57 84 1220		67	A	UNC Asheville	69 80 0128		135	H	Elon	68 56 1210		218	H	Gardner-Webb	59 70 0104		
36	A	Wake Forest	59 80 1111		82	A	Winthrop	82 80 1231		175	H	Liberty	64 71 0114		221	H	High Point	58 61 0121		
37	A	Akron	41 88 1120		82	H	Winthrop	65 81 0201		175	A	Liberty	54 57 0204		221	A	High Point	69 68 0211		
43	A	UNCW	64 100 1217												266	H	Campbell	61 78 0126		
															320	H	VMI	74 67 1130		
															321	A	Charleston So.	64 70 0111		
															321	H	Charleston So.	79 67 0209		
															337	N	Stetson	80 66 1125		
															339	A	Longwood	72 60 0119		
															346	A	Presbyterian	76 63 0107		

Radford

Non-Div I Games:	Grace (IN)	82	58	Central Penn	91	69
------------------	------------	----	----	--------------	----	----

M
o
n
t
a
n
a

Average RPI Win:				Montana	257	WON-LOST RECORD		WINNING PCT. RANK		(OFFICIAL) Through Games Of Feb. 14, 2017				STRENGTH OF SCHEDULE		OPP. STRENGTH OF SCHEDULE		TEAM RPI		SOS w/in Conf																					
Average RPI Loss:					142															.42037 (2)																					
DIV. I ONLY				13- 13		174		254		210		208																													
DIV. I NON-CONF.				5- 8		230		180		31		203																													

				RPI 1-50		RPI 51-100		RPI 101-200		RPI 201+		TOTALS																													
OVERALL				0- 2		0- 1		3- 7		10- 3		13- 13																													
HOME				0- 0		0- 0		2- 3		5- 1		7- 4																													
AWAY				0- 2		0- 1		1- 2		4- 2		5- 7																													
NEUTRAL				0- 0		0- 0		0- 2		1- 0		1- 2																													
NON-CONFERENCE				0- 2		0- 1		1- 5		4- 0		5- 8																													
RPI 1-50										RPI 51-100										RPI 101-200										RPI 201+										Team's RPI: 208	
RPI	S	Opponent			Score					RPI	S	Opponent			Score					RPI	S	Opponent			Score					RPI	s	Opponent			Score						
7	A	Oregon			67	81	1213			61	A	Ole Miss			81	86	1124			108	N	North Carolina St.			72	85	1118			216	H	Pepperdine			71	70	1222				
31	A	Southern California			61	75	1111													113	A	South Dakota			67	72	1127			230	A	Idaho			70	57	0105				

M
o
n
t
a
n
a

Non-Div I Games:

Average RPI Win:

202

WON-LOST
RECORDWINNING
PCT. RANKSTRENGTH OF
SCHEDULEOPP. STRENGTH
OF SCHEDULETEAM
RPI

SOS w/in Conf

Average RPI Loss:

136

.52237

(3)

DIV. I ONLY				9- 16				258				109				128				209			
DIV. I NON-CONF.				5- 6				197				92				139				157			
RPI 1-50				RPI 51-100				RPI 101-200				RPI 201+				TOTALS							
OVERALL				1- 4				0- 3				2- 3				6- 6				9- 16			
HOME				1- 2				0- 0				1- 1				4- 2				6- 5			
AWAY				0- 2				0- 1				1- 2				2- 3				3- 8			
NEUTRAL				0- 0				0- 2				0- 0				0- 1				0- 3			
NON-CONFERENCE				1- 0				0- 3				1- 0				3- 3				5- 6			

RPI 1-50					RPI 51-100					RPI 101-200					RPI 201+					Team's RPI: 209				
RPI	S	Opponent	Score		RPI	S	Opponent	Score		RPI	S	Opponent	Score		RPI	s	Opponent	Score						
12	H	Butler	72	71	1207	55	N Iowa St.	71	73	1124	128	A UNI	60	65	0204	203	A	Missouri St.	75	81	1231			
34	H	Illinois St.	58	77	0107	70	A Valparaiso	71	89	1217	152	H Loyola Chicago	66	81	0128	203	H	Missouri St.	68	73	0118			
34	A	Illinois St.	66	71	0125	75	N Stanford	62	65	1125	177	A Southern Ill.	74	80	0104	205	A	Ball St.	80	74	1115			
45	H	Wichita St.	72	80	1228						186	A Utah St.	62	61	1203	222	A	Northern Ill.	78	80	1111			
45	A	Wichita St.	58	84	0121						188	H Evansville	85	84	0201	222	H	Northern Ill.	63	52	1130			
																223	H	Western Ky.	59	77	1211			
																225	N	Quinnipiac	77	80	1127			
																231	H	Bradley	81	71	0114			
																231	A	Bradley	56	54	0208			
																260	H	Eastern Ill.	88	85	1221			
																286	A	Drake	70	87	0111			
																286	H	Drake	84	60	0211			

Indiana St.

Indiana St.

Non-Div I Games: Mo.-St. Louis 96 55

Average RPI Win:		South Ala. 248		WON-LOST RECORD		WINNING PCT. RANK		(OFFICIAL) Through Games Of Feb. 14, 2017		STRENGTH OF SCHEDULE		OPP. STRENGTH OF SCHEDULE		TEAM RPI		SOS w/in Conf	
Average RPI Loss:		147														.55021 (4)	
DIV. I ONLY		10- 13		218		160		290		210							
DIV. I NON-CONF.		5- 6		197		284		343		258							
		RPI 1-50		RPI 51-100		RPI 101-200		RPI 201+		TOTALS							
OVERALL		0- 2		0- 2		3- 6		7- 3		10- 13							
HOME		0- 2		0- 0		2- 3		4- 0		6- 5							
AWAY		0- 0		0- 2		1- 3		3- 3		4- 8							
NEUTRAL		0- 0		0- 0		0- 0		0- 0		0- 0							
NON-CONFERENCE		0- 1		0- 1		0- 2		5- 2		5- 6							
		RPI 1-50		RPI 51-100		RPI 101-200		RPI 201+		Team's RPI: 210							
RPI	S	Opponent	Score	RPI	S	Opponent	Score	RPI	S	Opponent	Score	RPI	s	Opponent	Score		
38	H	Middle Tenn.	55 67 1203	61	A	Ole Miss	58 92 1222	120	A	Ga. Southern	79 84 0109	204	H	Texas St.	72 67 0114		
41	H	UT Arlington	83 89 0116	79	A	Arkansas St.	62 74 0123	120	H	Ga. Southern	78 66 0128	220	A	UNLV	76 68 1111		
								127	A	Georgia St.	77 78 0107	244	A	Little Rock	56 73 0121		
								127	H	Georgia St.	80 83 0130	260	A	Eastern Ill.	62 72 1126		
								153	H	Denver	51 64 1213	270	H	Youngstown St.	84 75 1119		
								158	A	Louisiana	61 87 0213	295	H	Jacksonville	71 58 1120		
								167	H	Samford	79 82 1216	311	A	La.-Monroe	66 63 0211		
								194	H	Troy	76 75 0102	334	A	Southern Miss.	78 55 1130		
								194	A	Troy	76 71 0204	337	A	Stetson	78 87 1210		
												341	H	FIU	69 64 1118		

Non-Div I Games:	Blue Mountain	88	35	Spring Hill	71	50
------------------	---------------	----	----	-------------	----	----

Long Beach
St.

FordhamFordham

Average RPI Win:

241

WON-LOST
RECORD

WINNING
PCT. RANK

STRENGTH OF
SCHEDULE

OPP. STRENGTH
OF SCHEDULE

TEAM
RPI

SOS w/in Conf

.56151 (1)

DIV. I ONLY

DIV. I NON-CONF.

9- 15

3- 8

251

270

110

195

169

190

213

294

OVERALL

HOME

AWAY

NEUTRAL

NON-CONFERENCE

RPI 1-50

0- 5

0- 2

0- 2

0- 1

0- 3

RPI 51-100

0- 1

0- 0

0- 0

0- 1

0- 1

RPI 101-200

2- 6

2- 0

0- 6

0- 0

0- 2

RPI 201+

7- 3

6- 0

1- 2

0- 1

3- 2

TOTALS

9- 15

8- 2

1- 10

0- 3

3- 8

RPI

S

Opponent

Score

2

N

Villanova

65 76 1117

23

A

UCLA

68 82 1221

37

A

Akron

59 66 0106

37

H

Akron

80 90 0124

43

H

UNCW

92 97 1130

RPI

S

Opponent

Score

63

N

Boise St.

70 91 1120

RPI

S

Opponent

Score

109

A

Ohio

58 89 0103

109

H

Ohio

90 85 0131

117

A

Buffalo

54 66 0121

141

A

Oakland

60 77 1114

163

A

Central Mich.

82 86 0203

166

H

Toledo

90 74 0110

172

A

Eastern Mich.

80 86 0117

192

A

Washington

86 92 1218

RPI

s

Opponent

Score

205

A

Ball St.

78 84 0128

222

H

Northern Ill.

76 67 0211

227

H

Kent St.

92 88 0114

234

A

Cleveland St.

62 85 1207

236

H

Bowling Green

89 79 0214

268

H

Central Ark.

80 63 1126

274

H

James Madison

74 67 1210

300

N

UTEP

75 85 1118

313

A

Miami (OH)

72 55 0207

351

H

Alabama A&M

80 50 1229

Non-Div I Games: Marygrove 90 74

W
e
s
t
e
r
n
M
i
c
h
.

W
e
s
t
e
r
n
M
i
c
h
.

DIV. I ONLY

DIV. I NON-CONF.

8- 12

1- 6

236

312

197

11

284

42

217

208

RPI 1-50

OVERALL

HOME

AWAY

NEUTRAL

NON-CONFERENCE

0- 1

0- 0

0- 1

0- 0

0- 1

RPI 51-100

0- 4

0- 0

0- 4

0- 0

0- 4

RPI 101-200

2- 3

1- 0

1- 3

0- 0

1- 1

RPI 201+

6- 4

5- 1

1- 3

0- 0

0- 0

TOTALS

8- 12

6- 1

2- 11

0- 0

1- 6

RPI 1-50

RPI

S

Opponent

Score

35

A

Northwestern

63

72

1222

RPI 51-100

RPI

S

Opponent

Score

73

A

New Mexico

79

95

1114

85

A

Marquette

79

101

1126

86

A

Texas Tech

67

93

1111

91

A

Indiana

61

103

1210

RPI 101-200

RPI

S

Opponent

Score

142

A

Sam Houston St.

79

65

1229

160

H

Saint Peter's

62

47

1207

169

A

New Orleans

64

72

0119

179

A

Rice

77

90

1130

190

A

A&M-Corpus Christi

79

90

0201

RPI 201+

RPI

s

Opponent

Score

229

A

SFA

51

61

1231

238

H

Lamar University

94

87

0211

250

H

Nicholls St.

83

80

0126

265

H

Southeastern La.

81

74

0105

265

A

Southeastern La.

71

83

0121

268

H

Central Ark.

78

89

0112

288

H

McNeese

60

49

0107

316

A

Incarnate Word

77

82

0114

316

H

Incarnate Word

84

70

0204

327

A

Northwestern St.

86

69

0209

Team's RPI: 217

Non-Div I Games:	Ecclesia	116 80	Arlington Baptist	103 77	Dallas Christian	98 54
------------------	----------	--------	-------------------	--------	------------------	-------

Average RPI Win:

290

WON-LOST
RECORDWINNING
PCT. RANKSTRENGTH OF
SCHEDULEOPP. STRENGTH
OF SCHEDULETEAM
RPI

SOS w/in Conf

Average RPI Loss:

116

.42629

(6)

DIV. I ONLY

DIV. I NON-CONF.

11- 13

4- 6

201

224

273

230

172

19

218

183

RPI 1-50

OVERALL

HOME

AWAY

NEUTRAL

NON-CONFERENCE

0- 1

0- 0

0- 1

0- 0

0- 1

RPI 51-100

1- 7

0- 2

1- 5

0- 0

1- 4

RPI 101-200

0- 3

0- 1

0- 1

0- 1

0- 1

RPI 201+

10- 2

4- 2

5- 0

1- 0

3- 0

TOTALS

11- 13

4- 5

6- 7

1- 1

4- 6

RPI 1-50

RPI S Opponent Score

18 A SMU 44 72 1111

RPI 51-100

RPI S Opponent Score

51 A Kansas St. 54 67 1221

52 A Georgia 59 77 1125

60 A Pittsburgh 80 99 1114

67 A UNC Asheville 85 90 1231

82 H Winthrop 70 72 0126

82 A Winthrop 71 77 0211

84 A Nebraska 70 62 1218

89 H Furman 65 68 1210

RPI 101-200

RPI S Opponent Score

172 N Eastern Mich. 68 76 1118

175 A Liberty 62 65 0119

175 H Liberty 87 92 0209

RPI 201+

Team's RPI: 218

RPI s Opponent Score

207 A Radford 70 59 0104

221 H High Point 64 71 1229

266 H Campbell 60 76 0111

266 A Campbell 80 68 0201

301 H Hampton 69 63 1207

320 A VMI 86 68 1203

321 H Charleston So. 79 75 0107

321 A Charleston So. 85 76 0128

339 A Longwood 85 79 0114

339 H Longwood 90 64 0204

344 N Howard 94 78 1119

346 H Presbyterian 78 61 0121

Non-Div I Games: Warren Wilson 95 45 Toccoa Falls 103 53 Coker 102 54

DIV. I ONLY				8- 13		250		211				230		219											
DIV. I NON-CONF.				5- 7		214		138				293		159											
				RPI 1-50		RPI 51-100		RPI 101-200				RPI 201+		TOTALS											
OVERALL				0- 1		1- 3		2- 6				5- 3		8- 13											
HOME				0- 0		0- 1		1- 1				3- 1		4- 3											
AWAY				0- 1		1- 2		1- 5				2- 2		4- 10											
NEUTRAL				0- 0		0- 0		0- 0				0- 0		0- 0											
NON-CONFERENCE				0- 1		1- 1		1- 4				3- 1		5- 7											
RPI 1-50						RPI 51-100						RPI 101-200						RPI 201+						Team's RPI: 219	
RPI	S	Opponent	Score			RPI	S	Opponent	Score			RPI	S	Opponent	Score			RPI	s	Opponent	Score				
5	A	Gonzaga	69	92	1111	56	H	New Mexico St.	69	74	0128	153	A	Denver	88	85	1123	284	A	Seattle U	50	63	0204		
						80	A	Utah	80	87	1206	155	A	Washington St.	76	83	1130	291	H	UTSA	75	71	1203		
						87	A	BYU	114	101	1126	176	A	Weber St.	85	93	1217	291	A	UTSA	60	66	1221		
						96	A	CSU Bakersfield	65	68	0121	180	A	Grand Canyon	72	82	0107	306	A	UC Riverside	73	64	1228		
												183	H	UMKC	86	76	0114	309	H	UTRGV	92	81	0126		
												183	A	UMKC	76	84	0209	310	H	Chicago St.	61	70	0112		
												186	H	Utah St.	79	80	1210	310	A	Chicago St.	87	54	0211		
												197	A	UC Davis	69	83	1231	331	H	Idaho St.	82	73	1116		

Non-Div I Games:	Antelope Valley	102	63	Benedictine Mesa	86	52	Montana Tech	72	47
-------------------------	------------------------	------------	-----------	-------------------------	-----------	-----------	---------------------	-----------	-----------

Average RPI Win:		UNLV	248		WON-LOST		WINNING		(OFFICIAL) Through Games Of Feb. 14, 2017		SOS w/in Conf												
Average RPI Loss:			93		RECORD		PCT. RANK		STRENGTH OF SCHEDULE		OPP. STRENGTH OF SCHEDULE												
									TEAM RPI		.55768 (4)												
DIV. I ONLY		10- 16		245		119		101		220													
DIV. I NON-CONF.		7- 6		159		193		156		207													
RPI 1-50			RPI 51-100			RPI 101-200			RPI 201+			TOTALS											
OVERALL			0- 5			1- 3			2- 7			10- 16											
HOME			0- 2			0- 3			2- 2			8- 8											
AWAY			0- 1			1- 0			0- 5			2- 6											
NEUTRAL			0- 2			0- 0			0- 0			0- 2											
NON-CONFERENCE			0- 4			0- 0			1- 1			7- 6											
RPI 1-50					RPI 51-100					RPI 101-200					RPI 201+			Team's RPI: 220					
RPI	S	Opponent	Score		RPI	S	Opponent	Score		RPI	S	Opponent	Score		RPI	s	Opponent	Score					
3	H	Kansas	53	71	1222	63	H	Boise St.	59	77	0104	101	A	Colorado St.	77	91	1228	210	H	South Ala.	68	76	1111
7	N	Oregon	63	83	1217	73	A	New Mexico	71	66	0110	101	H	Colorado St.	49	69	0204	223	H	Western Ky.	71	61	1126
15	N	Duke	45	94	1210	73	H	New Mexico	77	80	0201	132	A	Arizona St.	73	97	1203	241	H	Air Force	87	85	0121
39	H	TCU	59	63	1125	97	H	San Diego St.	51	64	0117	137	H	Wyoming	81	75	1231	306	H	UC Riverside	74	62	1116
47	A	Nevada	77	104	0208							137	A	Wyoming	65	66	0125	316	H	Incarnate Word	92	64	1214
												139	A	San Jose St.	72	76	0128	329	H	Cal St. Fullerton	77	68	1119
												139	H	San Jose St.	74	76	0211	335	H	Northern Ariz.	110	71	1122
												177	H	Southern Ill.	68	61	1219	345	A	Southern Utah	89	81	1130
												186	A	Utah St.	63	79	0107						

Non-Div I Games:

U
N
L
V

U
N
L
V

DIV. I ONLY

DIV. I NON-CONF.

11- 13

3- 6

201

250

256

185

205

76

221

231

RPI 1-50

OVERALL

HOME

AWAY

NEUTRAL

NON-CONFERENCE

0- 2

0- 0

0- 2

0- 0

0- 2

RPI 51-100

1- 5

0- 3

1- 2

0- 0

0- 2

RPI 101-200

2- 2

2- 1

0- 1

0- 0

2- 0

RPI 201+

8- 4

2- 3

6- 1

0- 0

1- 2

TOTALS

11- 13

4- 7

7- 6

0- 0

3- 6

RPI 1-50

RPI

S

Opponent

Score

32

A

Virginia Tech

73

99

1115

50

A

Clemson

74

83

1125

RPI 51-100

RPI

S

Opponent

Score

64

A

Vanderbilt

63

90

1206

67

A

UNC Asheville

58

88

0107

67

H

UNC Asheville

71

74

0204

82

H

Winthrop

74

80

0104

82

A

Winthrop

83

80

0128

92

H

North Dakota St.

44

70

1120

RPI 101-200

RPI

S

Opponent

Score

122

H

UNCG

63

57

1118

175

H

Liberty

58

62

0111

175

A

Liberty

52

55

0214

184

H

Navy

69

62

1119

RPI 201+

RPI

s

Opponent

Score

207

A

Radford

61

58

0121

207

H

Radford

68

69

0211

218

A

Gardner-Webb

71

64

1229

248

H

Drexel

72

78

1203

257

A

Western Caro.

65

70

1219

266

A

Campbell

83

78

0119

321

H

Charleston So.

72

69

0126

326

A

Morgan St.

62

61

1128

339

H

Longwood

55

60

1231

339

A

Longwood

92

68

0201

346

H

Presbyterian

77

44

0114

346

A

Presbyterian

68

58

0209

Team's RPI: 221

Non-Div I Games:	Ferrum	77 53	N.C. Wesleyan	79 61	Averett	74 41
------------------	--------	-------	---------------	-------	---------	-------

Average RPI Win: 235				(OFFICIAL) Through Games Of Feb. 14, 2017				SOS w/in Conf			
Average RPI Loss: 180				STRENGTH OF SCHEDULE				OPP. STRENGTH OF SCHEDULE			
WON-LOST RECORD				TEAM RPI				.50099 (9)			
WINNING PCT. RANK											
DIV. I ONLY				255				201			
DIV. I NON-CONF.				328				252			
11- 12				222				252			
5- 5											
189											
167											
RPI 1-50				RPI 51-100				RPI 101-200			
OVERALL				0- 0				3- 3			
HOME				0- 0				2- 2			
AWAY				0- 0				1- 1			
NEUTRAL				0- 0				0- 0			
NON-CONFERENCE				0- 0				0- 1			
RPI 1-50				RPI 51-100				RPI 201+			
0- 2				0- 0				8- 7			
0- 1				0- 0				4- 3			
0- 1				0- 0				4- 4			
0- 0				0- 0				0- 0			
0- 1				0- 0				5- 3			
11- 12				6- 6				5- 6			
5- 5				0- 0				0- 0			
5- 5				5- 3				5- 5			
RPI 1-50				RPI 51-100				RPI 101-200			
RPI S Opponent Score				RPI S Opponent Score				RPI S Opponent Score			
26 A Minnesota 57 77 1211				109 H Ohio 69 78 0121				205 H Ball St. 72 81 0214			
37 H Akron 73 76 0131				117 A Buffalo 45 65 0207				209 H Indiana St. 80 78 1111			
				135 H Elon 80 85 1125				209 A Indiana St. 52 63 1130			
				163 H Central Mich. 87 83 0107				213 A Western Mich. 67 76 0211			
				166 A Toledo 74 72 0128				227 A Kent St. 74 70 0110			
				172 H Eastern Mich. 81 69 0204				227 H Kent St. 66 73 0124			
								230 H Idaho 63 49 1116			
								236 A Bowling Green 69 52 0114			
								251 H Ill.-Chicago 92 81 1126			
								256 A CSUN 82 84 1119			
								279 A South Fla. 59 48 1220			
								313 A Miami (OH) 67 69 0103			
								313 H Miami (OH) 62 58 0117			
								317 H Cal Poly 64 68 1123			
								341 A FIU 60 53 1217			

Non-Div I Games:	Ill.-Springfield	77	62	Roosevelt	99	55	Olivet Nazarene	95	69
------------------	------------------	----	----	-----------	----	----	-----------------	----	----

DIV. I ONLY

DIV. I NON-CONF.

12- 13

6- 7

184

190

299

331

202

213

223

257

RPI 1-50

OVERALL0- 2

HOME0- 0

AWAY0- 2

NEUTRAL0- 0

NON-CONFERENCE0- 1

RPI 51-100

0- 1

0- 0

0- 1

0- 0

0- 1

RPI 101-200

2- 6

2- 2

0- 3

0- 1

2- 1

RPI 201+

10- 4

6- 0

4- 4

0- 0

4- 4

TOTALS

12- 13

8- 2

4- 10

0- 1

6- 7

RPI 1-50

RPI S Opponent Score

20 A St. Mary's (CA) 51 73 1214

38 A Middle Tenn. 76 91 0114

RPI 51-100

RPI S Opponent Score

62 A Belmont 69 90 1119

RPI 101-200

RPI S Opponent Score

109 H Ohio 67 66 1221

114 A Louisiana Tech 67 76 0202

126 A Marshall 80 94 0121

126 H Marshall 79 84 0211

143 H Old Dominion 67 79 0107

164 H Jacksonville St. 74 67 1116

174 A UAB 54 72 0112

192 N Washington 47 86 1125

RPI 201+

RPI s Opponent Score

209 A Indiana St. 77 59 1211

220 A UNLV 61 71 1126

235 H Charlotte 82 80 0105

245 A Missouri 56 59 1203

259 A Eastern Ky. 59 78 1130

269 H Austin Peay 97 92 1228

277 A Detroit 79 85 1217

291 H UTSA 81 66 0128

294 A Fla. Atlantic 69 54 1231

300 H UTEP 65 62 0126

334 A Southern Miss. 64 47 0204

341 A FIU 69 66 0102

343 H Alabama St. 79 66 1112

350 H N.C. A&T 77 56 1122

Team's RPI: 223

Non-Div I Games:

DIV. I ONLY

DIV. I NON-CONF.

10- 16

5- 8

245

230

183

133

206

232

224

191

OVERALL

HOME

AWAY

NEUTRAL

NON-CONFERENCE

RPI 1-50

0- 2

0- 0

0- 2

0- 0

0- 2

RPI 51-100

0- 3

0- 1

0- 1

0- 1

0- 1

RPI 101-200

4- 7

3- 1

1- 5

0- 1

1- 4

RPI 201+

6- 4

4- 0

1- 4

1- 0

4- 1

TOTALS

10- 16

7- 2

2- 12

1- 2

5- 8

RPI

S

Opponent

Score

33

A

California

53 82 1111

45

A

Wichita St.

67 89 1222

RPI

S

Opponent

Score

92

H

North Dakota St.

69 80 1228

92

A

North Dakota St.

65 82 0208

99

N

ETSU

59 71 1126

RPI

S

Opponent

Score

113

H

South Dakota

73 72 1231

113

A

South Dakota

89 91 0211

128

A

UNI

58 86 1207

137

A

Wyoming

67 77 1119

153

A

Denver

82 91 0125

156

H

Fort Wayne

77 67 0121

162

A

UC Irvine

58 73 1114

162

N

UC Irvine

52 63 1125

183

H

UMKC

77 68 1203

185

H

Omaha

93 101 0107

185

A

Omaha

88 84 0128

RPI

s

Opponent

Score

226

H

Murray St.

88 84 1217

230

A

Idaho

89 96 1121

230

H

Idaho

80 77 1210

243

A

IUPUI

83 85 0118

271

A

Oral Roberts

88 94 0112

271

H

Oral Roberts

74 67 0204

272

N

Milwaukee

81 58 1127

286

A

Drake

83 75 1219

322

A

Western Ill.

74 82 0104

322

H

Western Ill.

98 65 0201

Team's RPI: 224

Non-Div I Games:	Minn.-Crookston	90	58	Wayne St. (NE)	80	72
------------------	-----------------	----	----	----------------	----	----

Average RPI Win:	239	WON-LOST	WINNING	STRENGTH OF	OPP. STRENGTH	TEAM	SOS w/in Conf
Average RPI Loss:	138	RECORD	PCT. RANK	SCHEDULE	OF SCHEDULE	RPI	
							.51764 (1)

DIV. I ONLY	10- 16	245	152	200	225
DIV. I NON-CONF.	3- 7	263	218	254	280

	RPI 1-50	RPI 51-100	RPI 101-200	RPI 201+	TOTALS
OVERALL	0- 4	0- 1	3- 7	7- 4	10- 16
HOME	0- 1	0- 1	2- 2	4- 2	6- 6
AWAY	0- 1	0- 0	1- 5	2- 2	3- 8
NEUTRAL	0- 2	0- 0	0- 0	1- 0	1- 2
NON-CONFERENCE	0- 2	0- 1	0- 1	3- 3	3- 7

RPI 1-50					RPI 51-100					RPI 101-200					RPI 201+					Team's RPI: 225			
RPI	S	Opponent	Score		RPI	S	Opponent	Score		RPI	S	Opponent	Score		RPI	s	Opponent	Score					
5	N	Gonzaga	62	82	1124	53	H	Vermont	70	94	1112	105	H	Iona	97	91	0114	206	A	Rider	107	112	0211
46	H	Monmouth	72	91	1201							105	A	Iona	74	84	0123	209	N	Indiana St.	80	77	1127
46	A	Monmouth	76	95	0127							136	A	Canisius	77	83	0104	248	H	Drexel	74	91	1221
49	N	Seton Hall	79	90	1125							136	H	Canisius	95	90	0120	249	H	Columbia	78	86	1121
												145	A	Siena	74	81	0112	254	H	Manhattan	81	72	0107
												145	H	Siena	75	84	0130	273	A	Brown	61	66	1229
												160	A	Saint Peter's	54	58	0109	280	H	Marist	77	63	1204
												160	H	Saint Peter's	45	76	0209	282	A	Niagara	81	78	0102
												189	A	Holy Cross	57	75	1211	282	H	Niagara	89	81	0204
												198	A	Fairfield	73	71	0206	319	H	Hartford	99	79	1207
																		324	A	Maine	85	75	1218

Q
u
i
n
n
i
p
i
a
c

Q
u
i
n
n
i
p
i
a
c

Non-Div I Games:

DIV. I ONLY				13- 12				165				293				185				227			
DIV. I NON-CONF.				7- 5				129				337				258				232			

				RPI 1-50				RPI 51-100				RPI 101-200				RPI 201+				TOTALS			
OVERALL				0- 0				0- 0				4- 8				9- 4				13- 12			
HOME				0- 0				0- 0				1- 3				6- 2				7- 5			
AWAY				0- 0				0- 0				2- 3				2- 2				4- 5			
NEUTRAL				0- 0				0- 0				1- 2				1- 0				2- 2			
NON-CONFERENCE				0- 0				0- 0				2- 4				5- 1				7- 5			
				RPI 1-50				RPI 51-100				RPI 101-200				RPI 201+				Team's RPI: 227			
RPI	S	Opponent	Score	RPI	S	Opponent	Score	RPI	S	Opponent	Score	RPI	S	Opponent	Score	RPI	s	Opponent	Score				
												109	A	Ohio	67 85 0106	205	H	Ball St.	100 90 0103				
												111	N	George Mason	75 79 1122	213	A	Western Mich.	88 92 0114				
												113	N	South Dakota	77 80 1121	222	H	Northern Ill.	70 74 0110				
												117	H	Buffalo	69 82 0117	222	A	Northern Ill.	73 66 0124				
												124	H	Wright St.	63 68 1218	234	N	Cleveland St.	79 74 1112				
												140	A	Northeastern	70 73 1127	236	H	Bowling Green	83 84 0207				
												150	A	Texas	63 58 1227	282	H	Niagara	100 72 1207				
												163	H	Central Mich.	98 105 0128	289	A	Oregon St.	50 69 1221				
												166	H	Toledo	85 61 0121	298	H	NJIT	87 71 1210				
												166	A	Toledo	58 78 0211	313	A	Miami (OH)	66 62 0204				
												172	A	Eastern Mich.	70 64 0131	313	H	Miami (OH)	76 72 0214				
												199	N	Wofford	66 59 1123	336	H	Mississippi Val.	93 63 1116				
																338	H	Grambling	86 57 1202				

Non-Div I Games: Hiram

111 55

DIV. I ONLY

DIV. I NON-CONF.

9- 16

7- 6

258

159

132

243

109

256

228

222

RPI 1-50

OVERALL

HOME

AWAY

NEUTRAL

NON-CONFERENCE

0- 5

0- 3

0- 2

0- 0

0- 1

RPI 51-100

1- 3

0- 0

0- 3

1- 0

1- 1

RPI 101-200

1- 6

1- 4

0- 2

0- 0

1- 3

RPI 201+

7- 2

6- 0

1- 2

0- 0

5- 1

TOTALS

9- 16

7- 7

1- 9

1- 0

7- 6

RPI 1-50

RPI

S

Opponent

Score

10

A

Kentucky

59

93

1120

27

H

VCU

87

94

0104

28

H

Dayton

57

76

0114

28

A

Dayton

53

90

0204

42

H

Rhode Island

69

90

0121

RPI 51-100

RPI

S

Opponent

Score

60

N

Pittsburgh

64

55

1202

77

A

Penn St.

74

82

1113

95

A

Richmond

90

101

0128

98

A

La Salle

81

88

0107

RPI 101-200

RPI

S

Opponent

Score

102

H

St. Bonaventure

64

71

0201

116

A

Davidson

60

74

0124

134

A

George Washington

63

65

0118

136

H

Canisius

77

78

1118

161

H

UT Martin

63

66

1123

170

H

Loyola Maryland

65

60

1111

181

H

UMBC

72

81

1130

RPI 201+

RPI

s

Opponent

Score

212

A

Fordham

75

72

1230

234

H

Cleveland St.

78

71

1127

246

H

Saint Louis

73

66

0111

246

A

Saint Louis

81

87

0211

267

A

Robert Morris

60

64

1206

281

H

Colgate

70

57

1222

287

H

Saint Francis (PA)

89

75

1116

302

H

Jackson St.

74

62

1219

342

H

Central Conn. St.

70

67

1210

Team's RPI: 228

Non-Div I Games:

DIV. I ONLY

DIV. I NON-CONF.

10- 11

2- 7

194

289

291

212

251

110

229

292

RPI 1-50

OVERALL

HOME

AWAY

NEUTRAL

NON-CONFERENCE

0- 2

0- 0

0- 2

0- 0

0- 2

RPI 51-100

0- 1

0- 0

0- 0

0- 1

0- 1

RPI 101-200

3- 4

2- 1

1- 2

0- 1

0- 3

RPI 201+

7- 4

5- 0

1- 4

1- 0

2- 1

TOTALS

10- 11

7- 1

2- 8

1- 2

2- 7

RPI 1-50

RPI S Opponent Score

10 A Kentucky 64 87 1111

48 A Arkansas 62 78 1201

RPI 51-100

RPI S Opponent Score

80 N Utah 66 74 1225

RPI 101-200

RPI S Opponent Score

118 N Tulsa 51 74 1222

142 A Sam Houston St. 63 72 0202

169 H New Orleans 71 61 0128

174 H UAB 73 84 1207

179 A Rice 63 70 1210

190 H A&M-Corpus Christi 79 46 0111

190 A A&M-Corpus Christi 61 58 0119

RPI 201+

RPI s Opponent Score

217 H Houston Baptist 61 51 1231

250 H Nicholls St. 80 60 0114

268 H Central Ark. 78 76 0125

288 A McNeese 54 69 0102

311 A La.-Monroe 72 77 1128

315 A Abilene Christian 60 69 0107

316 A Incarnate Word 68 70 0121

316 H Incarnate Word 87 79 0209

327 A Northwestern St. 75 73 0204

334 N Southern Miss. 67 64 1223

339 H Longwood 66 60 1115

Team's RPI: 229

Non-Div I Games:	Centenary (LA)	90	59	LSU-Shreveport	93	73	Northeastern St.	75	70
------------------	----------------	----	----	----------------	----	----	------------------	----	----

Average RPI Win:

274

WON-LOST
RECORDWINNING
PCT. RANKSTRENGTH OF
SCHEDULEOPP. STRENGTH
OF SCHEDULETEAM
RPI

SOS w/in Conf

.40262

(7)

DIV. I ONLY		11- 11	174	301	311	230
DIV. I NON-CONF.		3- 6	250	244	204	245
RPI 1-50		RPI 51-100		RPI 101-200		RPI 201+
OVERALL		0- 0		0- 1		10- 4
HOME		0- 0		0- 0		6- 1
AWAY		0- 0		0- 1		4- 3
NEUTRAL		0- 0		0- 0		0- 0
NON-CONFERENCE		0- 0		1- 3		2- 2
TOTALS		11- 11		7- 3		4- 8
						0- 0
						3- 6

RPI 1-50				RPI 51-100				RPI 101-200				RPI 201+				Team's RPI: 230
RPI	S	Opponent	Score	RPI	S	Opponent	Score	RPI	S	Opponent	Score	RPI	s	Opponent	Score	
				75	A	Stanford	80 86 1222	133	H	Eastern Wash.	62 69 1230	208	H	Montana	57 70 0105	
								139	H	San Jose St.	49 58 1129	208	A	Montana	85 77 0128	
								142	A	Sam Houston St.	62 69 1125	222	A	Northern Ill.	49 63 1116	
								155	A	Washington St.	48 61 1207	224	H	South Dakota St.	96 89 1121	
								176	A	Weber St.	66 91 0112	224	A	South Dakota St.	77 80 1210	
								191	A	North Dakota	65 88 0211	244	A	Little Rock	65 57 1118	
								197	H	UC Davis	68 66 1203	261	H	Portland St.	89 72 0202	
												264	H	Montana St.	83 81 0107	
												264	A	Montana St.	91 94 0126	
												303	H	Sacramento St.	81 67 0204	
												307	A	Northern Colo.	88 76 0209	
												331	A	Idaho St.	77 62 0114	
												335	H	Northern Ariz.	65 49 0121	
												345	H	Southern Utah	79 67 0119	

I
d
a
h
o

Non-Div I Games: Northwest Nazarene 87 61 Corban 90 67

DePaul

Average RPI Win: 242

Average RPI Loss: 80

WON-LOST RECORD

WINNING PCT. RANK

STRENGTH OF SCHEDULE

OPP. STRENGTH OF SCHEDULE

TEAM RPI

SOS w/in Conf .66363 (3)

(OFFICIAL) Through Games Of Feb. 14, 2017

DIV. I ONLY		8- 18	283	69	72	232
DIV. I NON-CONF.		7- 6	159	288	284	271

OVERALL

HOME

AWAY

NEUTRAL

NON-CONFERENCE

RPI 1-50

RPI 51-100

RPI 101-200

RPI 201+

TOTALS

RPI 1-50

RPI 51-100

RPI 101-200

RPI 201+

Team's RPI: 232

RPI S Opponent Score

RPI S Opponent Score

RPI S Opponent Score

RPI s Opponent Score

2 A Villanova 65 68 1228

2 H Villanova 62 75 0213

12 H Butler 69 70 0121

13 A Xavier 61 72 0208

17 A Creighton 66 83 0128

17 H Creighton 58 93 0211

35 A Northwestern 64 80 1203

49 A Seton Hall 56 87 0107

59 H Georgetown 73 76 0131

68 H Providence 64 63 0110

83 N Temple 65 74 1210

85 A Marquette 58 83 0114

85 H Marquette 79 92 0204

123 H St. John's (NY) 73 79 0101

123 A St. John's (NY) 68 78 0116

137 N Wyoming 58 72 1222

147 H Rutgers 59 66 1117

203 H Missouri St. 68 66 1123

203 N Missouri St. 58 69 1223

238 H Lamar University 80 61 1206

251 H Ill.-Chicago 75 80 1214

267 H Robert Morris 78 72 1113

272 H Milwaukee 77 59 1120

286 H Drake 77 75 1130

290 H Southeast Mo. St. 81 78 1219

310 H Chicago St. 109 61 1217

DePaul

Non-Div I Games:

Average RPI Win:

284

WON-LOST
RECORDWINNING
PCT. RANKSTRENGTH OF
SCHEDULEOPP. STRENGTH
OF SCHEDULETEAM
RPI

SOS w/in Conf

Average RPI Loss:

98

.56031

(6)

DIV. I ONLY		11- 14	217	176	175	233
DIV. I NON-CONF.		8- 5	112	308	350	226
RPI 1-50		RPI 51-100		RPI 101-200		RPI 201+
OVERALL		0- 5	0- 4	2- 2		9- 2
HOME		0- 2	0- 2	2- 0		8- 0
AWAY		0- 3	0- 2	0- 2		0- 2
NEUTRAL		0- 0	0- 0	0- 0		1- 0
NON-CONFERENCE		0- 2	0- 1	1- 0		7- 1
TOTALS						11- 14
						10- 4
						0- 9
						1- 1
						8- 5

RPI 1-50				RPI 51-100				RPI 101-200				RPI 201+				Team's RPI: 233
RPI	S	Opponent	Score	RPI	S	Opponent	Score	RPI	S	Opponent	Score	RPI	s	Opponent	Score	
14	A	Virginia	53 76 1206	58	H	Houston	58 74 0111	112	A	UCF	45 48 0103	201	N	Mercer	66 70 1125	
16	H	Cincinnati	46 55 0115	72	H	Col. of Charleston	35 53 1215	118	H	Tulsa	69 66 0125	235	A	Charlotte	64 76 1117	
18	H	SMU	44 75 1231	83	A	Temple	62 81 0107	121	A	UConn	65 72 0122	241	N	Air Force	70 63 1126	
18	A	SMU	46 86 0201	100	A	Memphis	50 57 0128	195	H	N.C. Central	69 56 1203	276	H	Tulane	74 65 0204	
43	A	UNCW	71 81 1220									279	H	South Fla.	60 49 1228	
												279	A	South Fla.	57 64 0211	
												301	H	Hampton	68 48 1129	
												337	H	Stetson	73 50 1120	
												338	H	Grambling	72 57 1111	
												346	H	Presbyterian	76 56 1222	
												348	H	Florida A&M	82 62 1122	
												350	H	N.C. A&T	61 51 1114	

E
a
s
t
C
a
r
o
l
i
n
aE
a
s
t
C
a
r
o
l
i
n
a

Non-Div I Games:

cleve
land
st.

Non-Div I Games:	Lake Erie	79	62
-------------------------	------------------	-----------	-----------

Average RPI Win:	266	WON-LOST	WINNING	STRENGTH OF	OPP. STRENGTH	TEAM	SOS w/in Conf
Average RPI Loss:	131	RECORD	PCT. RANK	SCHEDULE	OF SCHEDULE	RPI	
							.46379 (5)

DIV. I ONLY

DIV. I NON-CONF.

10- 13

5- 5

218

167

222

203

156

25

235

188

RPI 1-50

OVERALL

0- 4

HOME

0- 0

AWAY

0- 2

NEUTRAL

0- 2

NON-CONFERENCE

0- 3

RPI 51-100

0- 0

0- 0

0- 0

0- 0

0- 0

RPI 101-200

2- 7

1- 3

1- 4

0- 0

1- 2

RPI 201+

8- 2

7- 1

1- 1

0- 0

4- 0

TOTALS

10- 13

8- 4

2- 7

0- 2

5- 5

RPI 1-50

RPI S Opponent Score

9 N Florida46 87 1217

22 N Maryland72 88 1220

36 A Wake Forest74 91 1206

38 A Middle Tenn.55 70 0211

RPI 51-100

RPI S Opponent Score

RPI 101-200

RPI S Opponent Score

114 H Louisiana Tech73 79 0112

116 A Davidson57 79 1126

126 A Marshall93 110 0107

135 A Elon100 95 1114

143 H Old Dominion74 72 0121

174 A UAB69 82 0209

179 H Rice70 89 0102

179 A Rice67 84 0128

193 H USC Upstate103 108 1122

RPI 201+

RPI s Opponent Score

223 A Western Ky.80 82 0105

233 H East Carolina76 64 1117

253 H Appalachian St.80 72 1128

274 H James Madison65 56 1130

289 H Oregon St.69 66 1203

294 H Fla. Atlantic75 77 0202

330 H North Texas101 76 1231

330 A North Texas82 81 0126

334 H Southern Miss.82 66 0114

341 H FIU95 80 0204

Team's RPI: 235

Non-Div I Games: Newberry 101 88

B
o
w
l
i
n
g
G
r
e
e
n

Bowling Green									
Average RPI Win:		255	WON-LOST RECORD		WINNING PCT. RANK		(OFFICIAL) Through Games Of Feb. 14, 2017		SOS w/in Conf
Average RPI Loss:		141					STRENGTH OF SCHEDULE		OPP. STRENGTH OF SCHEDULE
							TEAM RPI		.52669 (5)
DIV. I ONLY		10- 15	236		157		233		236
DIV. I NON-CONF.		5- 7	214		245		314		272
<hr/>									
		RPI 1-50	RPI 51-100		RPI 101-200		RPI 201+		TOTALS
OVERALL		0- 2	0- 0		1- 11		9- 2		10- 15
HOME		0- 0	0- 0		1- 5		7- 1		8- 6
AWAY		0- 2	0- 0		0- 6		2- 1		2- 9
NEUTRAL		0- 0	0- 0		0- 0		0- 0		0- 0
NON-CONFERENCE		0- 1	0- 0		0- 6		5- 0		5- 7
<hr/>									
RPI 1-50					RPI 51-100				
RPI	S	Opponent	Score		RPI	S	Opponent	Score	
16	A	Cincinnati	56 85 1204						
37	A	Akron	84 89 0103						
RPI 101-200					RPI 201+				
RPI	S	Opponent	Score		RPI	s	Opponent	Score	Team's RPI: 236
109	H	Ohio	72 96 0128		205	A	Ball St.	76 71 0107	
113	A	South Dakota	72 78 1113		205	H	Ball St.	79 74 0121	
117	H	Buffalo	74 88 0211		213	A	Western Mich.	79 89 0214	
138	H	Green Bay	61 77 1120		222	H	Northern Ill.	52 69 0114	
139	A	San Jose St.	76 77 1218		226	H	Murray St.	78 77 1121	
141	A	Oakland	70 78 1111		227	A	Kent St.	84 83 0207	
163	A	Central Mich.	76 82 0124		251	H	Norfolk St.	86 77 1230	
166	A	Toledo	73 85 0117		277	H	Detroit	74 61 1210	
166	H	Toledo	104 100 0204		313	H	Miami (OH)	83 72 0131	
172	H	Eastern Mich.	53 81 0110		326	H	Morgan St.	90 58 1126	
183	H	UMKC	69 71 1119		351	H	Alabama A&M	74 61 1222	
188	A	Evansville	66 69 1206						

B
o
w
l
i
n
g
G
r
e
e
n

Non-Div I Games: Notre Dame (OH) 86 60

L
a
m
a
r
U
n
i
v
e
r
s
i
t
y

DIV. I ONLY

DIV. I NON-CONF.

9- 16

5- 6

258

197

220

309

134

201

239

224

RPI 1-50

OVERALL

HOME

AWAY

NEUTRAL

NON-CONFERENCE

0- 3

0- 1

0- 2

0- 0

0- 1

RPI 51-100

0- 4

0- 2

0- 2

0- 0

0- 1

RPI 101-200

3- 6

3- 1

0- 4

0- 1

1- 2

RPI 201+

6- 3

3- 0

3- 2

0- 1

4- 2

TOTALS

9- 16

6- 4

3- 10

0- 2

5- 6

RPI 1-50

RPI S Opponent Score

43 H UNCW 81 91 0107

43 A UNCW 80 108 0204

49 A Seton Hall 68 81 1217

RPI 51-100

RPI S Opponent Score

72 H Col. of Charleston 56 65 0102

93 A Towson 56 83 0112

93 H Towson 58 75 0121

98 A La Salle 68 74 1115

RPI 101-200

RPI S Opponent Score

104 A William & Mary 58 82 0126

105 H Iona 63 54 1228

110 A Yale 63 81 1211

125 N Northern Ky. 53 74 1119

135 H Elon 76 74 0209

140 A Northeastern 54 90 0105

140 H Northeastern 69 62 0119

196 H Hofstra 56 58 1231

196 A Hofstra 65 73 0202

RPI 201+

RPI s Opponent Score

231 A Bradley 63 49 1113

248 A Drexel 60 76 0114

269 N Austin Peay 75 76 1120

274 H James Madison 66 61 0128

274 A James Madison 58 57 0211

279 A South Fla. 53 81 1222

280 H Marist 59 56 1220

313 A Miami (OH) 68 66 1118

325 H Delaware St. 64 49 1202

Team's RPI: 239

Non-Div I Games: Goldey-Beacom 64 56 Bryn Athyn 84 51

Pacific				(OFFICIAL) Through Games Of Feb. 14, 2017				SOS w/in Conf				
Average RPI Win:		229	WON-LOST	WINNING	STRENGTH OF	OPP. STRENGTH	TEAM					
Average RPI Loss:		123	RECORD	PCT. RANK	SCHEDULE	OF SCHEDULE	RPI					
								.56814	(3)			
DIV. I ONLY		8- 18	283	97	137	240						
DIV. I NON-CONF.		5- 7	214	189	339	255						
		RPI 1-50	RPI 51-100	RPI 101-200	RPI 201+	TOTALS						
OVERALL	0- 5	0- 2	2- 7	6- 4	8- 18							
HOME	0- 2	0- 1	2- 3	5- 2	7- 8							
AWAY	0- 3	0- 1	0- 4	1- 2	1- 10							
NEUTRAL	0- 0	0- 0	0- 0	0- 0	0- 0							
NON-CONFERENCE	0- 2	0- 0	2- 3	3- 2	5- 7							
RPI 1-50				RPI 51-100		RPI 101-200		RPI 201+				
RPI	S	Opponent	Score	RPI	S	Opponent	Score	RPI	s Opponent			
5	H	Gonzaga	61 81 1231	87	A	BYU	62 91 0107	206	H Rider			
20	A	St. Mary's (CA)	50 62 0119	87	H	BYU	47 62 0121	214	A San Diego			
20	H	St. Mary's (CA)	70 74 0202					214	H San Diego			
23	A	UCLA	80 119 1111					215	H Portland			
47	A	Nevada	67 77 1129					216	H Pepperdine			
								216	A Pepperdine			
								262	H Kennesaw St.			
								303	H Sacramento St.			
								329	A Cal St. Fullerton			
								350	H N.C. A&T			

Non-Div I Games: Pacific Union 102 54

L
I
U
B
r
o
o
k
l
y
n

Average RPI Win:		LIU Brooklyn		WON-LOST RECORD		WINNING PCT. RANK		(OFFICIAL) Through Games Of Feb. 14, 2017		STRENGTH OF SCHEDULE		OPP. STRENGTH OF SCHEDULE		TEAM RPI		SOS w/in Conf	
Average RPI Loss:		265		239		15- 11		119		341		337		242		.35374	
DIV. I ONLY		15- 11		119		341		337		242						(9)	
DIV. I NON-CONF.		6- 6		167		302		318		216							
		RPI 1-50		RPI 51-100		RPI 101-200		RPI 201+		TOTALS							
OVERALL		0- 1		0- 0		3- 3		12- 7		15- 11							
HOME		0- 0		0- 0		1- 1		5- 4		6- 5							
AWAY		0- 1		0- 0		0- 2		6- 3		6- 6							
NEUTRAL		0- 0		0- 0		2- 0		1- 0		3- 0							
NON-CONFERENCE		0- 1		0- 0		3- 2		3- 3		6- 6							
		RPI 1-50		RPI 51-100		RPI 101-200		RPI 201+		Team's RPI: 242							
RPI	S	Opponent	Score	RPI	S	Opponent	Score	RPI	s	Opponent	Score	RPI	s	Opponent	Score		
26	A	Minnesota	66 76 1214					123	N	St. John's (NY)	74 73 1211	247	H	Wagner	76 69 0119		
								140	N	Northeastern	78 74 1119	255	A	Fairleigh Dickinson	66 83 0121		
								168	H	Mt. St. Mary's	65 67 1229	255	H	Fairleigh Dickinson	75 69 0211		
								170	H	Loyola Maryland	65 61 1116	267	A	Robert Morris	65 54 0105		
								187	A	Boston U.	69 86 1120	267	H	Robert Morris	63 67 0202		
								195	A	N.C. Central	56 79 1206	282	H	Niagara	66 75 1221		
												285	H	Bryant	74 63 1231		
												285	A	Bryant	88 85 0209		
												287	A	Saint Francis (PA)	83 70 0107		
												287	H	Saint Francis (PA)	78 80 0204		
												292	A	UMass Lowell	82 78 1126		
												299	A	Sacred Heart	60 57 0126		
												304	H	Dartmouth	68 82 1218		
												316	A	Incarnate Word	79 90 1203		
												319	A	Hartford	75 68 1130		
												324	N	Maine	71 66 1121		
												342	H	Central Conn. St.	60 49 0112		
												342	A	Central Conn. St.	52 61 0128		
												347	H	St. Francis Brooklyn	63 58 0114		

L
I
U
B
r
o
o
k
l
y
n

Non-Div I Games: John Jay 78 40

I
U
P
U
I

Average RPI Win:

238

WON-LOST
RECORD

WINNING
PCT. RANK

STRENGTH OF
SCHEDULE

OPP. STRENGTH
OF SCHEDULE

TEAM
RPI

SOS w/in Conf

.43692

(10)

DIV. I ONLY		11- 13	201	298	138	244
DIV. I NON-CONF.		7- 4	98	310	191	166
RPI 1-50		RPI 51-100		RPI 101-200		RPI 201+
OVERALL		0- 2		3- 5		8- 5
HOME		0- 0		1- 3		6- 5
AWAY		0- 2		0- 2		3- 3
NEUTRAL		0- 0		2- 0		0- 1
NON-CONFERENCE		0- 1		3- 0		4- 3
TOTALS		11- 13		6- 5		3- 7
		2- 1		7- 4		

RPI 1-50				RPI 51-100				RPI 101-200				RPI 201+				Team's RPI: 244
RPI	S	Opponent	Score	RPI	S	Opponent	Score	RPI	S	Opponent	Score	RPI	s	Opponent	Score	
9	A	Florida	71 94 1221	79	H	Arkansas St.	72 77 0114	102	N	St. Bonaventure	68 65 1121	204	A	Texas St.	49 56 0211	
41	A	UT Arlington	55 71 0213					118	H	Tulsa	72 62 1203	210	H	South Ala.	73 56 0121	
								146	A	Coastal Caro.	63 66 0109	216	N	Pepperdine	65 66 1122	
								146	H	Coastal Caro.	75 82 0204	230	H	Idaho	57 65 1118	
								158	H	Louisiana	52 69 0102	253	A	Appalachian St.	76 68 0107	
								158	A	Louisiana	82 88 0128	253	H	Appalachian St.	69 62 0206	
								163	N	Central Mich.	91 79 1123	268	A	Central Ark.	89 87 1129	
								194	H	Troy	69 78 0123	268	H	Central Ark.	70 59 1210	
												271	A	Oral Roberts	48 63 1219	
												311	H	La.-Monroe	79 75 1231	
												311	A	La.-Monroe	52 68 0130	
												335	A	Northern Ariz.	72 67 1214	
												340	H	Ark.-Pine Bluff	67 52 1208	

Non-Div I Games: Ozarks (AR)	100	61	Central Baptist	97	65
------------------------------	-----	----	-----------------	----	----

Average RPI Win: **229**
 Average RPI Loss: **89**

WON-LOST
RECORD

WINNING
PCT. RANK

STRENGTH OF
SCHEDULE

OPP. STRENGTH
OF SCHEDULE

TEAM
RPI

SOS w/in Conf
.60537 (5)

DIV. I ONLY				7- 17				293				91				78				245			
DIV. I NON-CONF.				5- 7				214				250				276				288			
RPI 1-50				RPI 51-100				RPI 101-200				RPI 201+				TOTALS							
OVERALL				1- 5				1- 6				0- 5				5- 1				7- 17			
HOME				1- 2				1- 2				0- 3				4- 1				6- 8			
AWAY				0- 2				0- 3				0- 1				0- 0				0- 6			
NEUTRAL				0- 1				0- 1				0- 1				1- 0				1- 3			
NON-CONFERENCE				0- 2				0- 1				0- 3				5- 1				5- 7			

RPI 1-50				RPI 51-100				RPI 101-200				RPI 201+				Team's RPI: 245			
RPI	S	Opponent	Score	RPI	S	Opponent	Score	RPI	S	Opponent	Score	RPI	s	Opponent	Score				
6	H	Arizona	60 79 1210	52	A	Georgia	66 71 0107	116	N	Davidson	55 70 1118	223	H	Western Ky.	59 56 1203				
9	A	Florida	54 93 0202	61	H	Ole Miss	71 75 0121	131	A	Mississippi St.	74 89 0125	260	H	Eastern Ill.	64 67 1217				
13	N	Xavier	82 83 1117	64	H	Vanderbilt	72 52 0211	149	H	Lipscomb	76 81 1229	276	N	Tulane	67 62 1120				
21	H	South Carolina	53 63 0128	69	N	Illinois	66 75 1221	151	H	LSU	77 88 0104	313	H	Miami (OH)	81 55 1206				
48	A	Arkansas	73 92 0114	71	H	Auburn	72 77 0110	195	H	N.C. Central	52 62 1128	327	H	Northwestern St.	84 60 1126				
48	H	Arkansas	83 78 0204	74	A	Alabama	56 68 0118					351	H	Alabama A&M	99 44 1113				
				90	A	Texas A&M	73 76 0208												

Missouri

Missouri

Non-Div I Games:

Average RPI Win:

244

WON-LOST
RECORDWINNING
PCT. RANKSTRENGTH OF
SCHEDULEOPP. STRENGTH
OF SCHEDULETEAM
RPI

SOS w/in Conf

.58772

(2)

DIV. I ONLY

DIV. I NON-CONF.

9- 17

5- 8

270

230

127

278

124

273

246

309

RPI 1-50

OVERALL

HOME

AWAY

NEUTRAL

NON-CONFERENCE

0- 4

0- 2

0- 2

0- 0

0- 1

RPI 51-100

0- 5

0- 2

0- 1

0- 2

0- 4

RPI 101-200

3- 6

2- 3

1- 3

0- 0

0- 2

RPI 201+

6- 2

6- 1

0- 1

0- 0

5- 1

TOTALS

9- 17

8- 8

1- 7

0- 2

5- 8

RPI 1-50

RPI

S

Opponent

Score

28

A

Dayton

46

67

0122

28

H

Dayton

63

85

0214

42

H

Rhode Island

56

90

1230

45

A

Wichita St.

45

75

1206

RPI 51-100

RPI

S

Opponent

Score

51

H

Kansas St.

53

84

1203

74

N

Alabama

57

62

1123

82

H

Winthrop

55

66

1222

87

N

BYU

62

92

1121

98

A

La Salle

54

75

0104

RPI 101-200

RPI

S

Opponent

Score

102

H

St. Bonaventure

52

71

0117

102

A

St. Bonaventure

55

70

0208

111

A

George Mason

63

56

0114

111

H

George Mason

76

74

0201

116

H

Davidson

66

77

0108

134

A

George Washington

55

63

0128

148

H

Massachusetts

74

70

0125

167

H

Samford

64

68

1129

177

A

Southern Ill.

55

70

1214

RPI 201+

RPI

s

Opponent

Score

205

H

Ball St.

64

85

1111

228

A

Duquesne

66

73

0111

228

H

Duquesne

87

81

0211

260

H

Eastern Ill.

74

69

1117

310

H

Chicago St.

45

43

1211

332

H

SIUE

72

58

1217

345

H

Southern Utah

88

76

1114

350

H

N.C. A&T

78

59

0204

Team's RPI: 246

Non-Div I Games:

DIV. I ONLY

DIV. I NON-CONF.

11- 12

3- 6

189

250

319

206

342

287

247

221

RPI 1-50

OVERALL

HOME

AWAY

NEUTRAL

NON-CONFERENCE

0- 1

0- 1

0- 0

0- 0

0- 1

RPI 51-100

0- 1

0- 0

0- 1

0- 0

0- 1

RPI 101-200

1- 3

0- 1

1- 2

0- 0

1- 2

RPI 201+

10- 7

4- 3

6- 4

0- 0

2- 2

TOTALS

11- 12

4- 5

7- 7

0- 0

3- 6

RPI 1-50

RPI S Opponent Score

46 H Monmouth 71 81 1206

RPI 51-100

RPI S Opponent Score

68 A Providence 54 76 1217

RPI 101-200

RPI S Opponent Score

121 A UConn 67 58 1111

148 A Massachusetts 55 62 1130

168 A Mt. St. Mary's 56 57 1231

198 H Fairfield 64 70 1119

RPI 201+

Team's RPI: 247

RPI s Opponent Score

206 H Rider 67 70 1126

242 A LIU Brooklyn 69 76 0119

255 H Fairleigh Dickinson 69 70 0105

255 A Fairleigh Dickinson 68 59 0204

267 H Robert Morris 53 50 0114

267 A Robert Morris 48 50 0211

285 A Bryant 66 77 0112

287 H Saint Francis (PA) 67 72 0126

287 A Saint Francis (PA) 76 74 0209

292 A UMass Lowell 76 87 1114

299 H Sacred Heart 75 64 0107

299 A Sacred Heart 67 62 0121

318 A American 73 65 1122

326 A Morgan St. 68 66 1210

342 H Central Conn. St. 71 46 1229

342 A Central Conn. St. 70 60 0202

347 H St. Francis Brooklyn 66 64 0128

Non-Div I Games: Staten Island

94 42

Average RPI Win:

261

WON-LOST
RECORDWINNING
PCT. RANKSTRENGTH OF
SCHEDULEOPP. STRENGTH
OF SCHEDULETEAM
RPI

SOS w/in Conf

.41146

(8)

DIV. I ONLY

DIV. I NON-CONF.

7- 14

3- 6

272

250

245

101

293

151

250

137

RPI 1-50

OVERALL

HOME

AWAY

NEUTRAL

NON-CONFERENCE

0- 1

0- 0

0- 1

0- 0

0- 1

RPI 51-100

0- 2

0- 0

0- 2

0- 0

0- 2

RPI 101-200

2- 4

1- 0

1- 4

0- 0

1- 2

RPI 201+

5- 7

3- 1

1- 6

1- 0

2- 1

TOTALS

7- 14

4- 1

2- 13

1- 0

3- 6

RPI 1-50

RPI S Opponent Score

11 A Florida St. 63 118 1208

RPI 51-100

RPI S Opponent Score

56 A New Mexico St. 74 86 1122

86 A Texas Tech 46 89 1214

RPI 101-200

RPI S Opponent Score

112 A UCF 56 80 1114

142 A Sam Houston St. 61 74 0107

158 A Louisiana 69 101 1201

167 A Samford 106 103 1127

169 A New Orleans 69 78 0204

190 H A&M-Corpus Christi 68 64 0102

RPI 201+

Team's RPI: 250

RPI s Opponent Score

202 A Boston College 79 73 1111

214 A San Diego 72 81 1120

217 A Houston Baptist 80 83 0126

229 A SFA 60 80 0114

238 H Lamar University 76 87 0121

265 A Southeastern La. 44 72 0201

268 A Central Ark. 83 106 0211

288 H McNeese 78 74 0128

315 H Abilene Christian 62 59 0119

316 H Incarnate Word 94 84 1231

327 A Northwestern St. 81 86 0112

349 N Bethune-Cookman 76 69 1125

N
i
c
h
o
l
l
i
s
s
t
.

Non-Div I Games:	Mississippi Col.	86	55	Spring Hill	88	64	Mobile	83	66	Thomas (GA)	95	63
------------------	------------------	----	----	-------------	----	----	--------	----	----	-------------	----	----

N
o
r
f
o
l
k
S
t
.

Norfolk St.				(OFFICIAL) Through Games Of Feb. 14, 2017													
Average RPI Win:		313	WON-LOST	WINNING	STRENGTH OF	OPP. STRENGTH	TEAM	SOS w/in Conf									
Average RPI Loss:		163	RECORD	PCT. RANK	SCHEDULE	OF SCHEDULE	RPI	.32272 (1)									
DIV. I ONLY		10- 13	218	306	321	251											
DIV. I NON-CONF.		1- 11	333	117	105	311											
<hr/>																	
RPI 1-50		RPI 51-100		RPI 101-200		RPI 201+		TOTALS									
OVERALL	0- 2	0- 2		0- 5		10- 4		10- 13									
HOME	0- 0	0- 0		0- 2		6- 0		6- 2									
AWAY	0- 2	0- 1		0- 3		4- 3		4- 9									
NEUTRAL	0- 0	0- 1		0- 0		0- 1		0- 2									
NON-CONFERENCE	0- 2	0- 2		0- 4		1- 3		1- 11									
<hr/>																	
RPI 1-50				RPI 51-100				RPI 101-200				RPI 201+				Team's RPI: 251	
RPI	S	Opponent	Score	RPI	S	Opponent	Score	RPI	S	Opponent	Score	RPI	s	Opponent	Score		
12	A	Butler	55 91 1121	64	A	Vanderbilt	52 75 1118	125	H	Northern Ky.	61 72 1203	236	A	Bowling Green	77 86 1230		
19	A	Purdue	45 91 1221	88	N	Bucknell	58 84 1124	131	A	Mississippi St.	74 78 1111	259	H	Eastern Ky.	87 80 1219		
								152	A	Loyola Chicago	62 75 1130	275	A	South Carolina St.	65 62 0204		
								188	A	Evansville	66 85 1214	282	A	Niagara	61 65 1210		
								195	H	N.C. Central	57 72 0114	299	N	Sacred Heart	59 61 1125		
												301	H	Hampton	79 62 0121		
												305	H	UMES	75 69 0211		
												314	H	Savannah St.	80 76 0111		
												314	A	Savannah St.	92 87 0206		
												325	A	Delaware St.	75 70 0116		
												326	A	Morgan St.	56 58 0104		
												333	A	Coppin St.	74 64 0123		
												349	H	Bethune-Cookman	73 66 0128		
												350	H	N.C. A&T	83 69 0130		

N
o
r
f
o
l
k
S
t
.

Non-Div I Games:	Shenandoah	78	58	Elizabeth City St.	91	55
------------------	------------	----	----	--------------------	----	----

Average RPI Win:

280

WON-LOST

WINNING

STRENGTH OF

OPP. STRENGTH

TEAM

SOS w/in Conf

Average RPI Loss:

150

RECORD

PCT. RANK

SCHEDULE

OF SCHEDULE

RPI

.46294

(7)

DIV. I ONLY

DIV. I NON-CONF.

11- 13

5- 6

201

197

288

321

222

312

251

282

RPI 1-50

OVERALL

HOME

AWAY

NEUTRAL

NON-CONFERENCE

0- 0

0- 0

0- 0

0- 0

0- 0

RPI 51-100

0- 2

0- 1

0- 1

0- 0

0- 0

RPI 101-200

0- 8

0- 4

0- 3

0- 1

0- 4

RPI 201+

11- 3

6- 2

4- 1

1- 0

5- 2

TOTALS

11- 13

6- 7

4- 5

1- 1

5- 6

RPI 1-50

RPI 51-100

RPI 101-200

RPI 201+

Team's RPI: 251

RPI

S

Opponent

Score

RPI

S

Opponent

Score

RPI

S

Opponent

Score

RPI

s

Opponent

Score

70

H

Valparaiso

59 70 1230

70

A

Valparaiso

65 96 0122

103

A

San Francisco

80 82 1111

124

H

Wright St.

86 88 0129

125

H

Northern Ky.

62 79 0127

135

N

Elon

80 91 1123

138

A

Green Bay

80 84 0202

141

H

Oakland

57 58 0108

152

H

Loyola Chicago

75 81 1217

180

A

Grand Canyon

69 73 1210

222

A

Northern Ill.

81 92 1126

232

A

DePaul

80 75 1214

234

A

Cleveland St.

59 54 0112

234

H

Cleveland St.

63 66 0211

260

H

Eastern Ill.

76 90 1204

270

A

Youngstown St.

92 89 0114

270

H

Youngstown St.

84 81 0209

272

H

Milwaukee

71 57 0117

272

A

Milwaukee

105 100 0204

277

H

Detroit

78 64 0106

291

H

UTSA

86 78 1116

310

H

Chicago St.

74 58 1130

317

N

Cal Poly

84 71 1125

335

H

Northern Ariz.

75 65 1220

Non-Div I Games:	Trinity Christian	102	66	Roosevelt	91	53
------------------	-------------------	-----	----	-----------	----	----

DIV. I ONLY		6- 16	303	126	174	253
DIV. I NON-CONF.		3- 6	250	306	53	275
RPI 1-50		RPI 51-100		RPI 101-200		RPI 201+
OVERALL	0- 4	1- 1	2- 5	3- 6	6- 16	
HOME	0- 1	1- 0	2- 0	2- 3	5- 4	
AWAY	0- 3	0- 1	0- 5	1- 3	1- 12	
NEUTRAL	0- 0	0- 0	0- 0	0- 0	0- 0	
NON-CONFERENCE	0- 2	0- 0	0- 2	3- 2	3- 6	
RPI 1-50		RPI 51-100		RPI 101-200		RPI 201+ Team's RPI: 253
RPI	S Opponent	Score	RPI	S Opponent	Score	RPI s Opponent Score
15	A Duke	58 93 1126	79	H Arkansas St.	70 57 0109	204 A Texas St. 58 67 1231
41	A UT Arlington	69 84 0102	79	A Arkansas St.	78 79 0204	204 H Texas St. 55 68 0130
41	H UT Arlington	67 83 0128				235 A Charlotte 72 80 1128
44	A Tennessee	94 103 1115				244 H Little Rock 68 76 0107
						244 A Little Rock 62 69 0206
						257 H Western Caro. 53 58 1203
						274 H James Madison 73 61 1217
						301 H Hampton 88 67 1221
						319 A Hartford 70 61 1123

Non-Div I Games:	Montreat	116 57	Warren Wilson	119 51
------------------	----------	--------	---------------	--------

A
P
P
a
l
a
c
h
i
a
n
s
t
.

A
P
P
a
l
a
c
h
i
a
n
s
t
.

Average RPI Win:

260

WON-LOST
RECORDWINNING
PCT. RANKSTRENGTH OF
SCHEDULEOPP. STRENGTH
OF SCHEDULETEAM
RPI

SOS w/in Conf

.48856

(5)

DIV. I ONLY		9- 18	272	180	186	254		
DIV. I NON-CONF.		5- 6	197	191	166	180		
		RPI 1-50		RPI 51-100		RPI 101-200		RPI 201+
OVERALL		0- 4		0- 3		1- 8		8- 3
HOME		0- 1		0- 1		1- 5		5- 0
AWAY		0- 2		0- 2		0- 3		3- 3
NEUTRAL		0- 1		0- 0		0- 0		0- 0
NON-CONFERENCE		0- 2		0- 3		1- 0		4- 1
		TOTALS						9- 18
								6- 7
								3- 10
								0- 1
								5- 6

RPI 1-50				RPI 51-100				RPI 101-200				RPI 201+				Team's RPI: 254
RPI	S	Opponent	Score	RPI	S	Opponent	Score	RPI	S	Opponent	Score	RPI	s	Opponent	Score	
11	N	Florida St.	67 83 1217	82	H	Winthrop	81 94 1114	105	H	Iona	67 82 0117	206	H	Rider	76 73 0113	
29	A	West Virginia	61 108 1128	83	A	Temple	67 88 1120	136	H	Canisius	76 77 1202	212	H	Fordham	60 53 1210	
46	A	Monmouth	71 82 0120	88	A	Bucknell	64 76 1111	136	A	Canisius	64 78 0128	225	A	Quinnipiac	72 81 0107	
46	H	Monmouth	58 62 0210					145	H	Siena	68 81 0122	259	H	Eastern Ky.	81 54 1222	
								160	A	Saint Peter's	70 84 1204	277	A	Detroit	84 81 1126	
								160	H	Saint Peter's	50 69 0212	280	A	Marist	88 90 0102	
								196	H	Hofstra	80 68 1118	280	H	Marist	68 67 0204	
								198	H	Fairfield	79 97 0105	282	H	Niagara	78 69 0110	
								198	A	Fairfield	49 78 0131	282	A	Niagara	70 69 0126	
												326	A	Morgan St.	82 85 1206	
												347	A	St. Francis Brooklyn	61 54 1220	

M
a
n
h
a
t
t
a
nM
a
n
h
a
t
t
a
n

Non-Div I Games:

Average RPI Win:			Fairleigh Dickinson		(OFFICIAL) Through Games Of Feb. 14, 2017		SOS w/in Conf				
Average RPI Loss:			286	WON-LOST	WINNING	STRENGTH OF	OPP. STRENGTH	TEAM			
			171	RECORD	PCT. RANK	SCHEDULE	OF SCHEDULE	RPI			
								.36641 (8)			
DIV. I ONLY			10- 14	227	290	309	255				
DIV. I NON-CONF.			1- 9	321	89	46	279				
RPI 1-50			RPI 51-100		RPI 101-200		RPI 201+	TOTALS			
OVERALL			0- 2	0- 2	1- 4		9- 6	10- 14			
HOME			0- 0	0- 0	0- 1		6- 2	6- 3			
AWAY			0- 2	0- 2	0- 2		3- 4	3- 10			
NEUTRAL			0- 0	0- 0	1- 1		0- 0	1- 1			
NON-CONFERENCE			0- 2	0- 2	1- 3		0- 2	1- 9			
RPI 1-50					RPI 51-100						
RPI	S	Opponent	Score		RPI	S	Opponent	Score			
16	A	Cincinnati	68	119	1217	65	A	Ohio St.	62	70	1203
49	A	Seton Hall	70	91	1111	93	A	Towson	87	90	1210
RPI 101-200					RPI 201+					Team's RPI: 255	
RPI	S	Opponent	Score		RPI	s	Opponent	Score			
105	H	Iona	73	90	1207	212	A	Fordham	55	68	1118
147	A	Rutgers	69	82	1214	242	H	LIU Brooklyn	83	66	0121
149	N	Lipscomb	90	72	1119	242	A	LIU Brooklyn	69	75	0211
160	N	Saint Peter's	58	84	1120	247	A	Wagner	70	69	0105
168	A	Mt. St. Mary's	70	77	0112	247	H	Wagner	59	68	0204
						267	H	Robert Morris	81	77	1231
						285	H	Bryant	87	84	0107
						285	A	Bryant	72	73	0128
						287	H	Saint Francis (PA)	77	65	1229
						299	H	Sacred Heart	70	74	0202
						312	A	Army West Point	78	97	1130
						342	A	Central Conn. St.	59	47	0114
						342	H	Central Conn. St.	79	62	0209
						347	H	St. Francis Brooklyn	57	40	0119
						347	A	St. Francis Brooklyn	79	73	0126

Non-Div I Games: FDU-Florham 96 48

Average RPI Win:

254

WON-LOST
RECORD

WINNING
PCT. RANK

STRENGTH OF
SCHEDULE

OPP. STRENGTH
OF SCHEDULE

TEAM
RPI

SOS w/in Conf

.50088

(2)

DIV. I ONLY	5- 19	330	96	161	257
DIV. I NON-CONF.	3- 8	270	45	163	176
<hr/>					
	RPI 1-50	RPI 51-100	RPI 101-200	RPI 201+	TOTALS
OVERALL	0- 1	0- 9	1- 6	4- 1	5- 19
HOME	0- 0	0- 2	1- 3	2- 0	3- 6
AWAY	0- 0	0- 7	0- 3	2- 1	2- 12
NEUTRAL	0- 1	0- 0	0- 0	0- 0	0- 1
NON-CONFERENCE	0- 1	0- 5	0- 2	3- 0	3- 8

RPI 1-50				RPI 51-100				RPI 101-200				RPI 201+				Team's RPI: 257
RPI	S	Opponent	Score	RPI	S	Opponent	Score	RPI	S	Opponent	Score	RPI	s	Opponent	Score	
29	N	West Virginia	37 90 1207	54	A	Miami (FL)	43 92 1111	122	A	UNCG	57 76 0107	201	H	Mercer	50 70 0121	
				65	A	Ohio St.	38 66 1121	122	H	UNCG	68 76 0211	201	A	Mercer	47 62 0130	
				67	A	UNC Asheville	57 59 1217	126	A	Marshall	63 98 1119	221	H	High Point	70 65 1219	
				72	H	Col. of Charleston	59 77 1222	167	H	Samford	65 70 0102	253	A	Appalachian St.	58 53 1203	
				81	H	Chattanooga	48 64 1231	167	A	Samford	63 82 0202	293	H	The Citadel	100 95 0119	
				81	A	Chattanooga	65 77 0204	195	H	N.C. Central	59 67 1116	302	A	Jackson St.	58 47 1126	
				85	A	Marquette	44 90 1130	199	H	Wofford	68 62 0128	320	A	VMI	78 79 0112	
				89	A	Furman	37 85 0125									
				99	A	ETSU	52 75 0114									

Non-Div I Games:	Mars Hill	87	71	Hiwassee	87	47
------------------	-----------	----	----	----------	----	----

W
e
s
t
e
r
n
C
a
r
o
.

W
e
s
t
e
r
n
C
a
r
o
.

Average RPI Win:

246

WON-LOST
RECORD

WINNING
PCT. RANK

STRENGTH OF
SCHEDULE

OPP. STRENGTH
OF SCHEDULE

TEAM
RPI

SOS w/in Conf

.45635

(2)

DIV. I ONLY		7- 17	293	158	232	258
DIV. I NON-CONF.		1- 12	339	97	88	296
RPI 1-50		RPI 51-100		RPI 101-200		RPI 201+
OVERALL		0- 2		3- 4		4- 5
HOME		0- 1		1- 1		3- 1
AWAY		0- 1		1- 3		1- 4
NEUTRAL		0- 0		1- 0		0- 0
NON-CONFERENCE		0- 2		1- 3		0- 3
TOTALS		7- 17		4- 5		3- 1
		4- 5		1- 3		2- 11
		0- 1		1- 0		1- 1
		0- 1		0- 3		1- 12

RPI 1-50				RPI 51-100				RPI 101-200				RPI 201+				Team's RPI: 258
RPI	S	Opponent	Score	RPI	S	Opponent	Score	RPI	S	Opponent	Score	RPI	s	Opponent	Score	
9	H	Florida	60 91 1201	54	H	Miami (FL)	56 94 1116	121	A	UConn	59 80 1218	205	H	Ball St.	68 73 1229	
48	A	Arkansas	76 91 1210	71	A	Auburn	66 83 1111	124	A	Wright St.	67 75 1127	262	H	Kennesaw St.	86 84 0119	
				78	A	Syracuse	71 77 1203	149	H	Lipscomb	90 84 0121	295	A	Jacksonville	80 64 0107	
				94	H	FGCU	82 86 0125	151	A	LSU	70 78 1118	298	A	NJIT	78 84 0114	
				94	A	FGCU	59 74 0130	191	N	North Dakota	76 75 1125	298	H	NJIT	91 69 0209	
				96	N	CSU Bakersfield	54 77 1126	193	A	USC Upstate	73 65 0112	309	A	UTRGV	84 98 1212	
								193	H	USC Upstate	71 84 0211	337	A	Stetson	74 88 0128	
												337	H	Stetson	96 64 0204	
												341	A	FIU	54 78 1221	

N
o
r
t
h
F
l
o
r
i
d
a

N
o
r
t
h
F
l
o
r
i
d
a

Non-Div I Games:	Fla. National	112	66	Palm Beach Atl.	102	67	Thomas (GA)	110	80	Edward Waters	109	73
------------------	---------------	-----	----	-----------------	-----	----	-------------	-----	----	---------------	-----	----

E
a
s
t
e
r
n
K
y
.

Average RPI Win:

250

WON-LOST
RECORDWINNING
PCT. RANKSTRENGTH OF
SCHEDULEOPP. STRENGTH
OF SCHEDULETEAM
RPI

SOS w/in Conf

Average RPI Loss:

202

.44497

(5)

DIV. I ONLY				11- 13				201				314				274				260			
DIV. I NON-CONF.				6- 5				144				335				267				214			
RPI 1-50				RPI 51-100				RPI 101-200				RPI 201+				TOTALS							
OVERALL				0- 0				0- 1				3- 5				8- 7				11- 13			
HOME				0- 0				0- 1				2- 1				4- 4				6- 6			
AWAY				0- 0				0- 0				1- 4				4- 3				5- 7			
NEUTRAL				0- 0				0- 0				0- 0				0- 0				0- 0			
NON-CONFERENCE				0- 0				0- 0				1- 2				5- 3				6- 5			

RPI 1-50				RPI 51-100				RPI 101-200				RPI 201+				Team's RPI: 260			
RPI	S	Opponent	Score	RPI	S	Opponent	Score	RPI	S	Opponent	Score	RPI	s	Opponent	Score				
62	H	Belmont	64 77 0125					125	A	Northern Ky.	70 80 1207	209	A	Indiana St.	85 88 1221				
								161	A	UT Martin	71 82 0119	210	H	South Ala.	72 62 1126				
								161	H	UT Martin	81 71 0209	226	H	Murray St.	72 83 0112				
								164	H	Jacksonville St.	56 57 1231	231	H	Bradley	83 87 1129				
								165	A	Tennessee St.	77 67 0202	245	A	Missouri	67 64 1217				
								182	A	Morehead St.	75 85 0105	246	A	Saint Louis	69 74 1117				
								194	A	Troy	67 70 1114	251	A	Ill.-Chicago	90 76 1204				
								194	H	Troy	71 67 1121	259	A	Eastern Ky.	74 60 0107				
												263	H	Tennessee Tech	68 87 0204				
												269	H	Austin Peay	84 92 0114				
												290	A	Southeast Mo. St.	71 83 0121				
												290	H	Southeast Mo. St.	86 80 0211				
												322	H	Western Ill.	73 64 1119				
												322	A	Western Ill.	63 49 1210				
												332	H	SIUE	75 60 0128				

E
a
s
t
e
r
n
I
l
l
.E
a
s
t
e
r
n
I
l
l
.

Non-Div I Games: St. Francis (IL) 83 41 Fontbonne 101 49

Average RPI Win: 247				(OFFICIAL) Through Games Of Feb. 14, 2017				SOS w/in Conf			
Average RPI Loss: 226				STRENGTH OF SCHEDULE				OPP. STRENGTH OF SCHEDULE			
WON-LOST RECORD				WINNING PCT. RANK				TEAM RPI			
.38122				(9)							
DIV. I ONLY				9- 11				213			
DIV. I NON-CONF.				4- 4				167			
326				307				261			
281				177				147			
RPI 1-50				RPI 51-100				RPI 101-200			
OVERALL				0- 0				2- 4			
HOME				0- 0				1- 1			
AWAY				0- 0				1- 3			
NEUTRAL				0- 0				0- 0			
NON-CONFERENCE				0- 0				1- 2			
RPI 1-50				RPI 51-100				RPI 101-200			
RPI S Opponent Score				RPI S Opponent Score				RPI S Opponent Score			
96 A CSU Bakersfield 79 81 1210				103 A San Francisco 82 78 1216				208 H Montana 88 79 0119			
				132 A Arizona St. 70 88 1111				215 A Portland 77 75 1220			
				133 A Eastern Wash. 124 130 0204				216 A Pepperdine 91 85 1127			
				176 H Weber St. 93 96 0211				230 A Idaho 72 89 0202			
				178 A Loyola Marymount 62 78 1125				264 H Montana St. 65 71 0121			
				191 H North Dakota 99 62 1229				303 H Sacramento St. 83 76 0107			
								303 A Sacramento St. 77 80 0128			
								307 H Northern Colo. 59 73 1231			
								309 H UTRGV 87 74 1203			
								329 A Cal St. Fullerton 100 106 1113			
								331 H Idaho St. 74 69 0209			
								335 A Northern Ariz. 76 83 0116			
								345 A Southern Utah 88 77 0114			

Non-Div I Games:	New Hope Christian	110	79	Walla Walla	118	59	George Fox	113	81
------------------	--------------------	-----	----	-------------	-----	----	------------	-----	----

DIV. I ONLY

DIV. I NON-CONF.

10- 15

4- 10

236

266

315

338

322

337

262

318

RPI 1-50

OVERALL

HOME

AWAY

NEUTRAL

NON-CONFERENCE

0- 0

0- 0

0- 0

0- 0

0- 0

RPI 51-100

0- 4

0- 2

0- 2

0- 0

0- 2

RPI 101-200

2- 5

1- 0

1- 5

0- 0

1- 3

RPI 201+

8- 5

4- 0

4- 5

0- 0

3- 4

TOTALS

10- 15

5- 3

5- 12

0- 0

4- 10

RPI 1-50

RPI S Opponent Score

57

A

Michigan

55

82

1203

81

H

Chattanooga

71

88

1126

94

H

FGCU

75

78

0112

94

A

FGCU

63

75

0211

RPI 51-100

RPI S Opponent Score

106

A

Iowa

74

91

1111

148

A

Massachusetts

77

95

1217

149

A

Lipscomb

79

82

0107

165

A

Tennessee St.

76

73

0102

181

A

UMBC

85

93

1119

193

A

USC Upstate

73

79

0128

193

H

USC Upstate

84

79

0204

RPI 101-200

RPI S Opponent Score

201

H

Mercer

76

80

1228

206

A

Rider

79

81

1214

240

A

Pacific

56

69

1220

258

A

North Florida

84

86

0119

279

A

South Fla.

69

71

1128

295

A

Jacksonville

81

71

0121

298

H

NJIT

71

65

0125

298

A

NJIT

54

53

0130

337

H

Stetson

84

65

0114

337

A

Stetson

92

85

0209

343

H

Alabama St.

79

72

1122

348

A

Florida A&M

76

74

1130

349

A

Bethune-Cookman

72

75

1116

350

H

N.C. A&T

68

60

1222

Team's RPI:

262

Non-Div I Games:	North Georgia	89	76	Brewton Parker	80	74
------------------	---------------	----	----	----------------	----	----

Tennessee Tech

Loss, Non-Conf, S Site, H Home, A Away, N Neutral

M
o
n
t
a
n
a
s
t
.

Average RPI Win:		Montana St.		(OFFICIAL) Through Games Of Feb. 14, 2017		SOS w/in Conf	
Average RPI Loss:		WON-LOST RECORD		STRENGTH OF SCHEDULE		OPP. STRENGTH OF SCHEDULE	
		WINNING PCT. RANK		TEAM RPI			
DIV. I ONLY		10- 14		278		315	
DIV. I NON-CONF.		3- 8		246		250	
		227		264		.42448	
		270		312		(1)	
RPI 1-50		RPI 51-100		RPI 101-200		RPI 201+	
OVERALL		0- 0		2- 9		8- 4	
HOME		0- 0		2- 4		5- 1	
AWAY		0- 0		0- 5		3- 3	
NEUTRAL		0- 0		0- 0		0- 0	
NON-CONFERENCE		0- 0		1- 6		2- 1	
RPI 1-50		RPI 51-100		RPI 101-200		RPI 201+	
RPI S Opponent Score		RPI S Opponent Score		RPI S Opponent Score		RPI s Opponent Score	
						Team's RPI: 264	
		80 A Utah 84 92 1201		113 A South Dakota 57 74 1207		208 A Montana 84 90 0204	
				113 H South Dakota 68 80 1218		230 A Idaho 81 83 0107	
				133 A Eastern Wash. 64 82 0105		230 H Idaho 94 91 0126	
				133 H Eastern Wash. 91 90 0128		261 A Portland St. 71 65 0121	
				155 A Washington St. 65 69 1111		272 H Milwaukee 78 83 1205	
				158 H Louisiana 84 83 1114		274 H James Madison 80 73 1118	
				163 H Central Mich. 103 106 1221		303 A Sacramento St. 74 65 0119	
				176 H Weber St. 75 87 1229		307 H Northern Colo. 68 53 0114	
				179 A Rice 78 83 1121		325 H Delaware St. 91 66 1126	
				185 A Omaha 91 97 1210		331 H Idaho St. 80 63 1231	
				191 H North Dakota 85 90 0112		335 A Northern Ariz. 63 69 0209	
						345 A Southern Utah 83 78 0211	

M
o
n
t
a
n
a
s
t
.

Non-Div I Games:	Arizona Christian	93	73	Rocky Mountain	93	76
------------------	-------------------	----	----	----------------	----	----

Average RPI Win:				Average RPI Loss:				(OFFICIAL) Through Games Of Feb. 14, 2017				SOS w/in Conf			
296				198				STRENGTH OF SCHEDULE				OPP. STRENGTH OF SCHEDULE			
WON-LOST RECORD				WINNING PCT. RANK				TEAM RPI				.39761 (12)			
DIV. I ONLY				11- 13				328				331			
DIV. I NON-CONF.				5- 6				323				338			
201				197				265				228			
RPI 1-50				RPI 51-100				RPI 101-200				RPI 201+			
OVERALL				0- 1				0- 6				11- 6			
HOME				0- 0				0- 1				8- 1			
AWAY				0- 1				0- 5				3- 5			
NEUTRAL				0- 0				0- 0				0- 0			
NON-CONFERENCE				0- 1				0- 3				5- 2			
RPI 1-50				RPI 51-100				RPI 101-200				RPI 201+			
RPI	S	Opponent	Score	RPI	S	Opponent	Score	RPI	S	Opponent	Score	RPI	s	Opponent	Score
33	A	California	55 67 1127					101	A	Colorado St.	59 67 1125	217	A	Houston Baptist	74 81 0105
								114	A	Louisiana Tech	59 88 1203	217	H	Houston Baptist	83 71 0121
								142	A	Sam Houston St.	69 71 0128	238	A	Lamar University	54 74 0107
								166	A	Toledo	56 78 1217	250	H	Nicholls St.	72 44 0201
								169	H	New Orleans	52 60 0211	268	A	Central Ark.	66 68 0204
								190	A	A&M-Corpus Christi	75 80 0208	276	A	Tulane	76 93 1114
												288	H	McNeese	79 75 0115
												297	A	Southern U.	64 53 1228
												300	A	UTEP	72 56 1123
												302	H	Jackson St.	84 71 1116
												305	H	UMES	85 75 1130
												315	H	Abilene Christian	75 53 1231
												315	A	Abilene Christian	56 50 0112
												316	H	Incarnate Word	74 63 0102
												327	H	Northwestern St.	71 85 0125
												330	A	North Texas	65 71 1220
												348	H	Florida A&M	108 69 1212

Non-Div I Games:	Xavier (LA)	89	72	Millsaps	85	39
------------------	-------------	----	----	----------	----	----

C
a
m
p
b
e
l
l

Average RPI Win: Campbell 301														WON-LOST RECORD		WINNING PCT. RANK		(OFFICIAL) Through Games Of Feb. 14, 2017										SOS w/in Conf	
Average RPI Loss: 163																		STRENGTH OF SCHEDULE		OPP. STRENGTH OF SCHEDULE		TEAM RPI		.41515 (8)					
DIV. I ONLY														10- 13		218		316		305		266							
DIV. I NON-CONF.														4- 5		209		307		327		254							

RPI 1-50														RPI 51-100		RPI 101-200		RPI 201+		TOTALS									
OVERALL 0- 2														0- 3		0- 4		10- 4		10- 13									
HOME 0- 1														0- 1		0- 2		4- 2		4- 6									
AWAY 0- 1														0- 2		0- 1		5- 2		5- 6									
NEUTRAL 0- 0														0- 0		0- 1		1- 0		1- 1									
NON-CONFERENCE 0- 2														0- 0		0- 2		4- 1		4- 5									
RPI 1-50														RPI 51-100		RPI 101-200		RPI 201+		Team's RPI: 266									
RPI	S	Opponent	Score		RPI	S	Opponent	Score		RPI	S	Opponent	Score		RPI	s	Opponent	Score											
30	A	Oklahoma St.	65	102	1111	67	A	UNC Asheville	56	72	0121	167	H	Samford	53	66	1121	207	A	Radford	78	61	0126						
43	H	UNCW	75	96	1214	82	H	Winthrop	63	72	0114	175	A	Liberty	54	61	0107	218	A	Gardner-Webb	76	60	0111						
						82	A	Winthrop	62	76	0204	175	H	Liberty	40	72	0128	218	H	Gardner-Webb	68	80	0201						
												193	N	USC Upstate	73	80	1202	221	H	High Point	78	83	0119						
																		281	N	Colgate	73	71	1203						
																		293	A	The Citadel	97	91	1204						
																		320	A	VMI	67	53	1126						
																		321	H	Charleston So.	92	82	0104						
																		326	A	Morgan St.	66	82	1119						
																		337	H	Stetson	81	72	1222						
																		339	A	Longwood	77	79	1229						
																		339	H	Longwood	83	79	0209						
																		346	H	Presbyterian	69	58	1231						
																		346	A	Presbyterian	70	57	0211						

C
a
m
p
b
e
l
l

Non-Div I Games:	Allen	92	60	Bridgewater (VA)	101	45	Johnson & Wales (N	90	59
------------------	-------	----	----	------------------	-----	----	--------------------	----	----

Average RPI Win:

268

WON-LOST
RECORDWINNING
PCT. RANKSTRENGTH OF
SCHEDULEOPP. STRENGTH
OF SCHEDULETEAM
RPI

SOS w/in Conf

Average RPI Loss:

168

.42009

(3)

DIV. I ONLY

DIV. I NON-CONF.

8- 18

1- 12

283

339

219

104

264

108

268

287

OVERALL

HOME

AWAY

NEUTRAL

NON-CONFERENCE

RPI 1-50

0- 3

0- 0

0- 3

0- 0

0- 3

RPI 51-100

0- 3

0- 1

0- 1

0- 1

0- 3

RPI 101-200

1- 4

1- 1

0- 3

0- 0

0- 2

RPI 201+

7- 8

4- 3

3- 5

0- 0

1- 4

TOTALS

8- 18

5- 5

3- 12

0- 1

1- 12

RPI 1-50

RPI 51-100

RPI 101-200

RPI 201+

RPI

S

Opponent

Score

12

A

Butler

58 82 1203

24

A

Wisconsin

47 79 1111

30

A

Oklahoma St.

90 102 1114

RPI

S

Opponent

Score

57

A

Michigan

53 97 1213

79

H

Arkansas St.

77 89 1216

81

N

Chattanooga

64 75 1119

RPI

S

Opponent

Score

132

A

Arizona St.

62 98 1222

142

H

Sam Houston St.

67 65 1231

169

H

New Orleans

63 81 0121

182

A

Morehead St.

85 111 1219

190

A

A&M-Corpus Christi

81 88 0114

RPI

s

Opponent

Score

213

A

Western Mich.

63 80 1126

217

A

Houston Baptist

89 78 0112

229

A

SFA

76 78 0125

238

H

Lamar University

75 78 0102

244

H

Little Rock

87 89 1129

244

A

Little Rock

59 70 1210

250

H

Nicholls St.

106 83 0211

265

H

Southeastern La.

68 66 0204

288

A

McNeese

72 82 0118

290

A

Southeast Mo. St.

63 87 1201

312

A

Army West Point

81 76 1120

315

A

Abilene Christian

81 76 0105

315

H

Abilene Christian

84 73 0209

316

H

Incarnate Word

80 81 0128

327

H

Northwestern St.

107 97 0202

Team's RPI: 268

C
e
n
t
r
a
l
A
r
k
.C
e
n
t
r
a
l
A
r
k
.

Non-Div I Games:

Average RPI Win:

240

WON-LOST
RECORD

WINNING
PCT. RANK

STRENGTH OF
SCHEDULE

OPP. STRENGTH
OF SCHEDULE

TEAM
RPI

SOS w/in Conf

.45302

(3)

DIV. I ONLY		6- 18	310	178	247	269
DIV. I NON-CONF.		2- 10	305	109	212	278
RPI 1-50		RPI 51-100		RPI 101-200		RPI 201+
OVERALL	0- 2	0- 2	1- 9	5- 5	6- 18	
HOME	0- 0	0- 1	0- 6	1- 1	1- 8	
AWAY	0- 2	0- 1	0- 3	3- 4	3- 10	
NEUTRAL	0- 0	0- 0	1- 0	1- 0	2- 0	
NON-CONFERENCE	0- 2	0- 1	1- 5	1- 2	2- 10	

RPI 1-50				RPI 51-100				RPI 101-200				RPI 201+				Team's RPI: 269
RPI	S	Opponent	Score	RPI	S	Opponent	Score	RPI	S	Opponent	Score	RPI	s	Opponent	Score	
28	A	Dayton	68 96 1111	62	H	Belmont	77 82 1231	125	N	Northern Ky.	77 69 1118	223	A	Western Ky.	92 97 1228	
48	A	Arkansas	62 99 1203	91	A	Indiana	62 97 1222	149	H	Lipscomb	85 99 1220	226	H	Murray St.	84 81 0121	
								156	H	Fort Wayne	99 103 1130	226	A	Murray St.	58 102 0211	
								156	A	Fort Wayne	58 98 1210	239	N	Delaware	76 75 1120	
								161	H	UT Martin	79 85 0126	259	A	Eastern Ky.	83 81 0201	
								164	A	Jacksonville St.	68 71 0107	260	A	Eastern Ill.	92 84 0114	
								165	H	Tennessee St.	66 70 0204	263	A	Tennessee Tech	67 76 0105	
								182	H	Morehead St.	82 89 0119	290	H	Southeast Mo. St.	71 82 0128	
								188	H	Evansville	69 77 1217	313	A	Miami (OH)	70 76 1119	
								199	A	Wofford	77 96 1215	332	A	SIUE	83 81 0112	

Non-Div I Games: Oakland City 107 67 Spalding 82 63

Average RPI Win:

184

WON-LOST
RECORD

WINNING
PCT. RANK

STRENGTH OF
SCHEDULE

OPP. STRENGTH
OF SCHEDULE

TEAM
RPI

SOS w/in Conf

.45869

(6)

DIV. I ONLY

DIV. I NON-CONF.

6- 19

2- 10

314

305

131

33

154

23

271

238

RPI 1-50

OVERALL

HOME

AWAY

NEUTRAL

NON-CONFERENCE

0- 3

0- 0

0- 3

0- 0

0- 3

RPI 51-100

1- 2

1- 0

0- 1

0- 1

1- 1

RPI 101-200

2- 8

2- 3

0- 4

0- 1

0- 4

RPI 201+

3- 6

2- 2

1- 3

0- 1

1- 2

TOTALS

6- 19

5- 5

1- 11

0- 3

2- 10

RPI 1-50

RPI S Opponent Score

1 A Baylor 61 76 1111

17 A Creighton 65 66 1217

40 A Michigan St. 76 80 1203

RPI 51-100

RPI S Opponent Score

61 N Ole Miss 88 95 1118

92 A North Dakota St. 71 81 0125

95 H Richmond 87 72 1223

RPI 101-200

RPI S Opponent Score

113 H South Dakota 90 80 0118

118 H Tulsa 65 79 1128

141 A Oakland 64 92 1201

152 N Loyola Chicago 53 78 1119

153 A Denver 73 77 1228

153 H Denver 69 93 0131

156 A Fort Wayne 91 102 1231

156 H Fort Wayne 83 87 0128

173 A Oklahoma 66 92 1207

185 H Omaha 103 86 0121

RPI 201+

RPI s Opponent Score

203 A Missouri St. 76 86 1214

208 N Montana 47 68 1121

224 H South Dakota St. 94 88 0112

224 A South Dakota St. 67 74 0204

243 H IUPUI 85 91 0114

243 A IUPUI 74 68 0211

244 H Little Rock 63 48 1219

322 A Western Ill. 71 86 0107

322 H Western Ill. 60 63 0208

Team's RPI: 271

O
r
a
l
R
o
b
e
r
t
s

O
r
a
l
R
o
b
e
r
t
s

Non-Div I Games:	John Brown	95	63	Rogers St.	87	76
------------------	------------	----	----	------------	----	----

Average RPI Win:	232	WON-LOST	WINNING	STRENGTH OF	OPP. STRENGTH	TEAM	SOS w/in Conf
Average RPI Loss:	170	RECORD	PCT. RANK	SCHEDULE	OF SCHEDULE	RPI	
							.47355 (4)

DIV. I ONLY	7- 19	306	170	258	272
DIV. I NON-CONF.	3- 9	282	134	333	262

	RPI 1-50	RPI 51-100	RPI 101-200	RPI 201+	TOTALS
OVERALL	0- 0	0- 4	2- 7	5- 8	7- 19
HOME	0- 0	0- 2	1- 1	3- 2	4- 5
AWAY	0- 0	0- 1	0- 6	2- 5	2- 12
NEUTRAL	0- 0	0- 1	1- 0	0- 1	1- 2
NON-CONFERENCE	0- 0	0- 3	1- 2	2- 4	3- 9

RPI 1-50				RPI 51-100				RPI 101-200				RPI 201+				Team's RPI: 272
RPI	S	Opponent	Score	RPI	S	Opponent	Score	RPI	S	Opponent	Score	RPI	s	Opponent	Score	
				62	H	Belmont	56 62 1219	109	A	Ohio	69 71 1214	208	A	Montana	69 75 1203	
				70	H	Valparaiso	53 71 0202	124	H	Wright St.	67 70 0114	224	N	South Dakota St.	58 81 1127	
				99	N	ETSU	62 86 1125	124	A	Wright St.	65 76 0209	232	A	DePaul	59 77 1120	
				100	A	Memphis	54 68 1116	125	H	Northern Ky.	68 58 0112	234	A	Cleveland St.	53 62 1231	
								125	A	Northern Ky.	63 69 0211	234	H	Cleveland St.	63 62 0120	
								138	A	Green Bay	74 80 0106	251	A	Ill.-Chicago	57 71 0117	
								141	A	Oakland	70 79 0129	251	H	Ill.-Chicago	100 105 0204	
								152	A	Loyola Chicago	56 72 1210	264	A	Montana St.	83 78 1205	
								162	N	UC Irvine	54 37 1126	270	A	Youngstown St.	87 88 1229	
												270	H	Youngstown St.	94 85 0122	
												277	A	Detroit	73 69 0127	
												295	H	Jacksonville	72 67 1130	
												322	H	Western Ill.	59 75 1217	

Non-Div I Games: MSOE 88 58

James Madison

South Carolina
ast.

Non-Div I Games:	St. Andrews	93	76	Voorhees	90	85
------------------	-------------	----	----	----------	----	----

T
u
l
a
n
e

Non-Div I Games:

Average RPI Win:	283	WON-LOST	WINNING	STRENGTH OF	OPP. STRENGTH	TEAM	SOS w/in Conf
Average RPI Loss:	172	RECORD	PCT. RANK	SCHEDULE	OF SCHEDULE	RPI	
							.50335 (3)

DIV. I ONLY		9- 16	258	271	289	278		
DIV. I NON-CONF.		6- 6	167	341	323	246		
RPI 1-50		RPI 51-100		RPI 101-200		RPI 201+		TOTALS
OVERALL	0- 1	0- 3		1- 8		8- 4		9- 16
HOME	0- 0	0- 1		1- 4		4- 1		5- 6
AWAY	0- 1	0- 2		0- 4		3- 3		3- 10
NEUTRAL	0- 0	0- 0		0- 0		1- 0		1- 0
NON-CONFERENCE	0- 1	0- 1		0- 2		6- 2		6- 6

RPI 1-50				RPI 51-100				RPI 101-200				RPI 201+				Team's RPI: 278
RPI	S	Opponent	Score	RPI	S	Opponent	Score	RPI	S	Opponent	Score	RPI	s	Opponent	Score	
27	A	VCU	42 81 1118	53	H	Vermont	50 67 0111	123	A	St. John's (NY)	61 77 1114	211	N	Long Beach St.	72 64 1124	
				53	A	Vermont	51 71 0206	154	A	New Hampshire	66 73 0114	281	A	Colgate	73 64 1207	
				94	A	FGCU	53 69 1123	154	H	New Hampshire	55 63 0212	283	H	Cornell	68 62 1111	
								159	A	Albany (NY)	65 84 0119	287	A	Saint Francis (PA)	73 70 1203	
								159	H	Albany (NY)	54 66 0209	292	H	UMass Lowell	75 79 0108	
								170	H	Loyola Maryland	85 90 1210	292	A	UMass Lowell	59 60 0204	
								171	H	Stony Brook	71 67 0122	312	A	Army West Point	60 71 1221	
								181	A	UMBC	71 85 0105	319	H	Hartford	76 55 0125	
								181	H	UMBC	74 92 0201	324	A	Maine	65 54 0129	
												325	H	Delaware St.	85 66 1217	
												341	A	FIU	57 74 1127	
												342	H	Central Conn. St.	72 70 1116	

Non-Div I Games:	Mansfield	91	71	Marywood	101	54	Ave Maria	95	77
------------------	-----------	----	----	----------	-----	----	-----------	----	----

S
o
u
t
h
F
l
a
.

Average RPI Win:		South Fla. 262		WON-LOST RECORD		WINNING PCT. RANK		(OFFICIAL) Through Games Of Feb. 14, 2017		STRENGTH OF SCHEDULE		OPP. STRENGTH OF SCHEDULE		TEAM RPI		SOS w/in Conf	
Average RPI Loss:		127														.55325 (8)	
DIV. I ONLY		7- 17		293		165		149		279							
DIV. I NON-CONF.		6- 5		144		305		347		268							
		RPI 1-50		RPI 51-100		RPI 101-200		RPI 201+		TOTALS							
OVERALL		0- 3		0- 4		1- 6		6- 4		7- 17							
HOME		0- 1		0- 2		0- 3		6- 2		6- 8							
AWAY		0- 2		0- 2		1- 3		0- 2		1- 9							
NEUTRAL		0- 0		0- 0		0- 0		0- 0		0- 0							
NON-CONFERENCE		0- 1		0- 0		1- 2		5- 2		6- 5							
		RPI 1-50		RPI 51-100		RPI 101-200		RPI 201+		Team's RPI: 279							
RPI	S	Opponent	Score	RPI	S	Opponent	Score	RPI	S	Opponent	Score	RPI	s	Opponent	Score		
16	A	Cincinnati	53 94 0129	58	H	Houston	56 70 1231	112	A	UCF	64 86 0117	206	H	Rider	70 65 1119		
18	A	SMU	65 84 0107	83	A	Temple	74 83 0205	118	H	Tulsa	67 79 0121	222	H	Northern Ill.	48 59 1220		
21	H	South Carolina	66 77 1217	100	A	Memphis	56 62 0114	121	H	UConn	60 81 0125	233	A	East Carolina	49 60 1228		
				100	H	Memphis	75 85 0202	121	A	UConn	51 97 0208	233	H	East Carolina	64 57 0211		
								134	A	George Washington	67 68 1203	239	H	Delaware	81 53 1222		
								135	H	Elon	61 74 1117	262	H	Kennesaw St.	71 69 1128		
								194	A	Troy	80 74 1201	276	H	Tulane	67 82 0111		
												294	A	Fla. Atlantic	62 78 1122		
												348	H	Florida A&M	84 73 1111		
												349	H	Bethune-Cookman	79 73 1212		

S
o
u
t
h
F
l
a
.

Non-Div I Games:

Average RPI Win: **281**
 Average RPI Loss: **155**

WON-LOST
RECORD

WINNING
PCT. RANK

STRENGTH OF
SCHEDULE

OPP. STRENGTH
OF SCHEDULE

TEAM
RPI

SOS w/in Conf
.49596 (3)

DIV. I ONLY

DIV. I NON-CONF.

6- 21

3- 8

327

270

147

125

250

308

280

237

RPI 1-50

OVERALL

HOME

AWAY

NEUTRAL

NON-CONFERENCE

0- 4

0- 1

0- 3

0- 0

0- 2

RPI 51-100

0- 1

0- 1

0- 0

0- 0

0- 1

RPI 101-200

0- 10

0- 3

0- 6

0- 1

0- 3

RPI 201+

6- 6

3- 2

2- 4

1- 0

3- 2

TOTALS

6- 21

3- 7

2- 13

1- 1

3- 8

RPI 1-50

RPI

S

Opponent

Score

15

A

Duke

49

94

1111

42

A

Rhode Island

65

107

1114

46

A

Monmouth

64

71

0108

46

H

Monmouth

71

83

0130

RPI 51-100

RPI

S

Opponent

Score

53

H

Vermont

72

76

1116

RPI 101-200

RPI

S

Opponent

Score

105

A

Iona

80

93

1231

136

A

Canisius

58

91

0114

145

H

Siena

77

84

0211

159

A

Albany (NY)

66

78

1207

160

H

Saint Peter's

65

81

0126

160

A

Saint Peter's

46

71

0214

180

N

Grand Canyon

72

84

1120

189

A

Holy Cross

59

68

1223

198

A

Fairfield

62

72

0128

198

H

Fairfield

53

73

0209

RPI 201+

RPI

s

Opponent

Score

206

H

Rider

62

73

0106

206

A

Rider

66

84

0121

225

A

Quinnipiac

63

77

1204

239

A

Delaware

56

59

1220

254

H

Manhattan

90

88

0102

254

A

Manhattan

67

68

0204

273

N

Brown

87

79

1119

282

H

Niagara

72

66

1202

282

A

Niagara

93

87

0116

292

H

UMass Lowell

81

69

1129

295

H

Jacksonville

64

85

1210

304

A

Dartmouth

75

69

1126

Team's RPI: 280

M
a
r
i
s
tM
a
r
i
s
t

Non-Div I Games:

Colgate

Average RPI Win:261

Average RPI Loss:184

WON-LOST RECORD

WINNING PCT. RANK

(OFFICIAL) Through Games Of Feb. 14, 2017

STRENGTH OF SCHEDULE

OPP. STRENGTH OF SCHEDULE

TEAM RPI

SOS w/in Conf

.46203

(2)

DIV. I ONLY	8- 18	283	281	218	281
DIV. I NON-CONF.	1- 11	333	314	203	342

OVERALL

HOME

AWAY

NEUTRAL

NON-CONFERENCE

RPI 1-50

0- 1

0- 0

0- 1

0- 0

0- 1

RPI 51-100

0- 4

0- 1

0- 3

0- 0

0- 2

RPI 101-200

3- 6

2- 3

1- 2

0- 1

0- 2

RPI 201+

5- 7

1- 2

4- 4

0- 1

1- 6

TOTALS

8- 18

3- 6

5- 10

0- 2

1- 11

RPI 1-50					RPI 51-100					RPI 101-200					RPI 201+					Team's RPI: 281			
RPI	S	Opponent	Score		RPI	S	Opponent	Score		RPI	S	Opponent	Score		RPI	s	Opponent	Score					
25	A	Notre Dame	62	77	1219	77	A	Penn St.	59	72	1123	115	H	Lehigh	62	76	0125	228	A	Duquesne	57	70	1222
					78	A	Syracuse	55	83	1111	159	H	Albany (NY)	66	74	1210	249	A	Columbia	78	81	1126	
					88	H	Bucknell	69	83	0114	170	H	Loyola Maryland	52	49	0121	266	N	Campbell	71	73	1203	
					88	A	Bucknell	58	75	0213	184	A	Navy	55	67	0108	278	H	Binghamton	64	73	1207	
										184	H	Navy	55	52	0204	283	A	Cornell	67	63	1116		
										187	A	Boston U.	67	58	0118	293	A	The Citadel	101	108	1202		
										189	H	Holy Cross	61	67	0105	298	A	NJIT	68	74	1119		
										189	A	Holy Cross	50	56	0201	312	A	Army West Point	79	76	0111		
										193	N	USC Upstate	65	71	1204	312	H	Army West Point	70	58	0208		
																	318	H	American	64	67	0102	
																	318	A	American	70	65	0129	
																	323	A	Lafayette	85	75	1230	

Non-Div I Games: Union (NY)9168

Non-Div I Games: Union (NY) 91 68

Cornell

Seattl
e
u

Drake

Loss, Non-Conf, S Site, H Home, A Away, N Neutral

McNeese										(OFFICIAL) Through Games Of Feb. 14, 2017																															
Average RPI Win:				283		WON-LOST RECORD				WINNING PCT. RANK				STRENGTH OF SCHEDULE				OPP. STRENGTH OF SCHEDULE				TEAM RPI				SOS w/in Conf															
Average RPI Loss:				173																		.41596 (4)																			
DIV. I ONLY				5- 16		320				191				317				288																							
DIV. I NON-CONF.				1- 7		315				18				200				213																							
-----										-----										-----																					
				RPI 1-50				RPI 51-100				RPI 101-200				RPI 201+				TOTALS																					
OVERALL				0- 2				0- 1				0- 7				5- 6				5- 16																					
HOME				0- 0				0- 0				0- 5				2- 1				2- 6																					
AWAY				0- 2				0- 1				0- 2				3- 5				3- 10																					
NEUTRAL				0- 0				0- 0				0- 0				0- 0				0- 0																					
NON-CONFERENCE				0- 2				0- 1				0- 3				1- 1				1- 7																					
RPI 1-50										RPI 51-100										RPI 101-200										RPI 201+										Team's RPI: 288	
RPI	S	Opponent			Score		RPI	S	Opponent			Score		RPI	S	Opponent			Score		RPI	s	Opponent			Score															
18	A	SMU			56	92	1214	100	A	Memphis			65	104	1122	108	A	North Carolina St.			57	89	1222	204	A	Texas St.			68	80	1129										
19	A	Purdue			65	109	1111									142	H	Sam Houston St.			67	74	0105	217	A	Houston Baptist			49	60	0107										
																158	H	Louisiana			72	92	1203	229	H	SFA			69	54	0102										
																169	A	New Orleans			56	75	0126	238	A	Lamar University			57	77	0204										
																169	H	New Orleans			63	69	0209	250	A	Nicholls St.			74	78	0128										
																190	H	A&M-Corpus Christi			66	73	0211	265	A	Southeastern La.			75	79	0115										
																195	H	N.C. Central			66	74	1217	268	H	Central Ark.			82	72	0118										
																								276	A	Tulane			70	63	1219										
																								316	A	Incarnate Word			87	79	0202										
																								327	A	Northwestern St.			79	72	1231										
																								327	H	Northwestern St.			65	78	0121										

Non-Div I Games:	LSU-Alexandria	80	78	Louisiana Col.	75	85	Southern-N.O.	96	73
------------------	----------------	----	----	----------------	----	----	---------------	----	----

Average RPI Win:

275

WON-LOST

WINNING

STRENGTH OF

OPP. STRENGTH

TEAM

SOS w/in Conf

Average RPI Loss:

115

RECORD

PCT. RANK

SCHEDULE

OF SCHEDULE

RPI

.65635

(1)

DIV. I ONLY

DIV. I NON-CONF.

3- 22

3- 9

346

282

66

287

94

300

289

335

RPI 1-50

OVERALL

0- 8

HOME

0- 4

AWAY

0- 4

NEUTRAL

0- 0

NON-CONFERENCE

0- 1

RPI 51-100

0- 2

0- 1

0- 1

0- 0

0- 0

RPI 101-200

0- 7

0- 2

0- 5

0- 0

0- 3

RPI 201+

3- 5

3- 3

0- 1

0- 1

3- 5

TOTALS

3- 22

3- 10

0- 11

0- 1

3- 9

RPI 1-50

RPI

S

Opponent

Score

6

H

Arizona

54

71

0202

7

A

Oregon

43

85

0114

23

H

UCLA

63

76

1230

23

A

UCLA

60

78

0212

31

H

Southern California

63

70

1228

31

A

Southern California

66

92

0209

33

H

California

58

69

0121

47

A

Nevada

58

83

1118

RPI 51-100

RPI

S

Opponent

Score

75

H

Stanford

46

62

0119

80

A

Utah

78

86

0128

RPI 101-200

RPI

S

Opponent

Score

107

A

Colorado

78

85

0126

118

A

Tulsa

64

75

1122

130

H

Fresno St.

58

63

1125

131

A

Mississippi St.

57

74

1201

132

H

Arizona St.

68

81

0204

155

A

Washington St.

62

75

0104

192

A

Washington

61

87

0107

RPI 201+

RPI

s

Opponent

Score

211

H

Long Beach St.

67

71

1216

215

N

Portland

45

53

1218

227

H

Kent St.

69

50

1221

235

A

Charlotte

66

69

1203

238

H

Lamar University

60

63

1116

291

H

UTSA

72

64

1113

308

H

Prairie View

78

58

1111

314

H

Savannah St.

90

93

1211

Team's RPI: 289

O
r
e
g
o
n
s
t
.

O
r
e
g
o
n
s
t
.

Non-Div I Games: Southern Ore. 84 59

Average RPI Win: Southeast Mo. St. 284				(OFFICIAL) Through Games Of Feb. 14, 2017				SOS w/in Conf			
Average RPI Loss: 183				STRENGTH OF SCHEDULE				OPP. STRENGTH OF SCHEDULE			
WON-LOST RECORD				WINNING PCT. RANK				TEAM RPI			
DIV. I ONLY				10- 16				245			
DIV. I NON-CONF.				3- 10				287			
332				204				290			
344				135				341			
RPI 1-50				RPI 51-100				RPI 101-200			
OVERALL				0- 0				0- 6			
HOME				0- 0				0- 2			
AWAY				0- 0				0- 4			
NEUTRAL				0- 0				0- 0			
NON-CONFERENCE				0- 0				0- 2			
RPI 1-50				RPI 51-100				RPI 101-200			
RPI S Opponent Score				RPI S Opponent Score				RPI S Opponent Score			
62 A Belmont 75 87 0107				125 H Northern Ky. 66 80 1210				203 H Missouri St. 71 79 1207			
69 A Illinois 62 81 1111				161 A UT Martin 69 79 0114				203 A Missouri St. 66 71 1217			
91 A Indiana 55 83 1204				164 A Jacksonville St. 62 74 0201				226 A Murray St. 75 74 0126			
				165 A Tennessee St. 62 65 0105				231 A Bradley 78 84 1118			
				182 H Morehead St. 81 89 0204				232 A DePaul 78 81 1219			
				183 A UMKC 75 86 1128				259 H Eastern Ky. 81 48 1231			
								260 H Eastern Ill. 83 71 0121			
								260 A Eastern Ill. 80 86 0211			
								263 H Tennessee Tech 83 78 0110			
								268 H Central Ark. 87 63 1201			
								269 A Austin Peay 82 71 0128			
								283 N Cornell 62 78 1223			
								309 H UTRGV 83 72 1122			
								310 N Chicago St. 65 74 1222			
								322 A Western Ill. 74 71 1116			
								332 H SIUE 79 76 0119			
								332 A SIUE 71 67 0209			

Non-Div I Games: Hannibal-La Grange 86 54 Henderson St. 89 75

S
o
u
t
h
e
a
s
t
M
o
.
S
t
.

S
o
u
t
h
e
a
s
t
M
o
.
S
t
.

DIV. I ONLY

DIV. I NON-CONF.

10- 17

5- 9

255

244

297

319

310

344

292

301

RPI 1-50

OVERALL0- 0

HOME0- 0

AWAY0- 0

NEUTRAL0- 0

NON-CONFERENCE0- 0

RPI 51-100

0- 2

0- 0

0- 2

0- 0

0- 1

RPI 101-200

2- 9

2- 2

0- 7

0- 0

1- 4

RPI 201+

8- 6

5- 2

2- 4

1- 0

4- 4

TOTALS

10- 17

7- 4

2- 13

1- 0

5- 9

RPI 1-50

RPI S Opponent Score

53

A

Vermont

67

81

0119

91

A

Indiana

78

100

1116

RPI 51-100

RPI S Opponent Score

148

A

Massachusetts

76

90

1111

154

A

New Hampshire

71

80

0125

156

A

Fort Wayne

81

94

1119

159

H

Albany (NY)

85

79

0105

159

A

Albany (NY)

77

90

0201

170

A

Loyola Maryland

60

69

1223

171

H

Stony Brook

75

86

0116

171

A

Stony Brook

72

83

0206

175

A

Liberty

77

84

1121

181

H

UMBC

86

102

0122

187

H

Boston U.

77

75

1221

RPI 101-200

RPI s Opponent Score

242

H

LIU Brooklyn

78

82

1126

247

H

Wagner

87

76

1114

278

A

Binghamton

79

75

0108

278

H

Binghamton

60

59

0204

280

A

Marist

69

81

1129

283

A

Cornell

98

96

1229

298

H

NJIT

74

75

1203

299

A

Sacred Heart

82

91

1206

319

H

Hartford

71

55

0114

319

A

Hartford

84

87

0212

324

A

Maine

71

73

0111

324

H

Maine

100

68

0209

336

N

Mississippi Val.

76

71

1122

342

H

Central Conn. St.

86

69

1218

RPI 201+

Team's RPI: 292

Score

78

82

1126

87

76

1114

79

75

0108

60

59

0204

69

81

1129

98

96

1229

74

75

1203

82

91

1206

71

55

0114

84

87

0212

71

73

0111

100

68

0209

76

71

1122

86

69

1218

Non-Div I Games: Fisher 97 73

The City and

Florida Atlantic University
Atlantic Campus

Average RPI Win:

303

WON-LOST
RECORDWINNING
PCT. RANKSTRENGTH OF
SCHEDULEOPP. STRENGTH
OF SCHEDULETEAM
RPI

SOS w/in Conf

.43258

(6)

DIV. I ONLY

DIV. I NON-CONF.

12- 12

8- 5

174

112

347

351

326

346

295

273

RPI 1-50

OVERALL

HOME

AWAY

NEUTRAL

NON-CONFERENCE

0- 0

0- 0

0- 0

0- 0

0- 0

RPI 51-100

0- 2

0- 1

0- 1

0- 0

0- 0

RPI 101-200

1- 4

0- 2

1- 2

0- 0

1- 1

RPI 201+

11- 6

3- 3

6- 3

2- 0

7- 4

TOTALS

12- 12

3- 6

7- 6

2- 0

8- 5

RPI 1-50

RPI S Opponent

Score

94

A

FGCU

56

78

0128

94

H

FGCU

57

67

0204

RPI 51-100

RPI S Opponent

Score

RPI 101-200

RPI S Opponent

Score

116

A

Davidson

60

75

1221

149

H

Lipscomb

95

112

0119

153

A

Denver

92

84

1112

193

A

USC Upstate

66

73

0114

193

H

USC Upstate

67

70

0209

RPI 201+

RPI s Opponent

Score

210

A

South Ala.

58

71

1120

241

A

Air Force

68

86

1114

258

H

North Florida

64

80

0107

259

H

Eastern Ky.

76

80

1207

262

H

Kennesaw St.

71

81

0121

270

N

Youngstown St.

79

54

1118

272

A

Milwaukee

67

72

1130

275

H

South Carolina St.

89

85

1231

280

A

Marist

85

64

1210

298

A

NJIT

82

81

0112

298

H

NJIT

76

73

0211

337

H

Stetson

103

92

0125

337

A

Stetson

89

86

0130

341

N

FIU

78

75

1119

348

A

Florida A&M

75

72

1217

349

A

Bethune-Cookman

76

66

1205

350

A

N.C. A&T

66

49

1126

Team's RPI:

295

J
a
c
k
s
o
n
v
i
l
l
e

Non-Div I Games:	Middle Ga. St.	124 85	Trinity Baptist	97 52	Thomas (GA)	93 64	Fla. Memorial	81 63
------------------	----------------	--------	-----------------	-------	-------------	-------	---------------	-------

Average RPI Win:

288

WON-LOST
RECORDWINNING
PCT. RANKSTRENGTH OF
SCHEDULEOPP. STRENGTH
OF SCHEDULETEAM
RPI

SOS w/in Conf

Average RPI Loss:

160

.3802

(4)

DIV. I ONLY				11- 12				189				295				288				296			
DIV. I NON-CONF.				5- 7				214				222				269				291			
RPI 1-50				RPI 51-100				RPI 101-200				RPI 201+				TOTALS							
OVERALL				0- 3				0- 2				0- 4				11- 3				11- 12			
HOME				0- 2				0- 1				0- 3				9- 2				9- 8			
AWAY				0- 0				0- 0				0- 1				2- 1				2- 2			
NEUTRAL				0- 1				0- 1				0- 0				0- 0				0- 2			
NON-CONFERENCE				0- 3				0- 2				0- 1				5- 1				5- 7			

RPI 1-50					RPI 51-100					RPI 101-200					RPI 201+					Team's RPI: 296				
RPI	S	Opponent	Score		RPI	S	Opponent	Score		RPI	S	Opponent	Score		RPI	s	Opponent	Score						
8	H	North Carolina	68	83	1118	66	N Princeton	62	75	1207	162	A UC Irvine	56	84	0107	204	H Texas St.	74	68	1113				
34	H	Illinois St.	45	71	1222	80	H Utah	52	66	1223	162	H UC Irvine	58	72	0211	211	H Long Beach St.	114	107	0114				
49	N	Seton Hall	57	68	1206						194	H Troy	63	65	1125	256	H CSUN	80	77	0118				
											197	H UC Davis	70	76	0121	256	A CSUN	76	72	0204				
																294	H Fla. Atlantic	64	63	1114				
																306	H UC Riverside	64	70	0125				
																306	A UC Riverside	72	63	0202				
																317	H Cal Poly	74	65	0209				
																325	H Delaware St.	77	66	1229				
																328	H UC Santa Barbara	78	56	0128				
																329	A Cal St. Fullerton	64	67	0105				
																332	H SIUE	68	69	1111				
																334	H Southern Miss.	60	46	1225				
																340	H Ark.-Pine Bluff	64	44	1127				

H
a
w
a
i
iH
a
w
a
i
i

Non-Div I Games: Hawaii Hilo 86 55

Average RPI Win:		Southern U.		WON-LOST		WINNING		(OFFICIAL) Through Games Of Feb. 14, 2017		SOS w/in Conf	
Average RPI Loss:		326		RECORD		PCT. RANK		STRENGTH OF SCHEDULE		OPP. STRENGTH OF SCHEDULE	
		190						TEAM RPI		.29715 (8)	
DIV. I ONLY		10- 13		218		343		338		297	
DIV. I NON-CONF.		2- 8		296		241		119		284	
		RPI 1-50		RPI 51-100		RPI 101-200		RPI 201+		TOTALS	
OVERALL		0- 1		0- 2		0- 4		10- 6		10- 13	
HOME		0- 0		0- 0		0- 1		6- 1		6- 2	
AWAY		0- 1		0- 2		0- 3		4- 5		4- 11	
NEUTRAL		0- 0		0- 0		0- 0		0- 0		0- 0	
NON-CONFERENCE		0- 1		0- 2		0- 3		2- 2		2- 8	
RPI 1-50		RPI 51-100		RPI 101-200		RPI 201+		Team's RPI: 297			
RPI	S	Opponent	Score	RPI	S	Opponent	Score	RPI	s	Opponent	Score
1	A	Baylor	59 89 1214	76	A	Georgia Tech	62 77 1114	109	A	Ohio	67 77 1112
				84	A	Nebraska	76 81 1220	119	H	Texas Southern	74 82 0104
								142	A	Sam Houston St.	83 91 1117
								174	A	UAB	74 75 1218
								276	A	Tulane	75 84 1207
								302	A	Jackson St.	61 65 0109
								302	H	Jackson St.	88 75 0206
								308	H	Prairie View	59 57 0102
								336	H	Mississippi Val.	87 81 0116
								336	A	Mississippi Val.	81 72 0213
								338	A	Grambling	87 79 0107
								338	H	Grambling	67 66 0204
								340	H	Ark.-Pine Bluff	76 75 0114
								340	A	Ark.-Pine Bluff	61 68 0211
								343	A	Alabama St.	65 79 0123
								348	A	Florida A&M	83 71 1203
								351	A	Alabama A&M	53 52 0121

Non-Div I Games:	Paul Quinn	91	79	Loyola (LA)	64	69	Ecclesia	86	50
------------------	------------	----	----	-------------	----	----	----------	----	----

S
a
c
r
e
d
H
e
a
r
t

Average RPI Win:		Sacred Heart		(OFFICIAL) Through Games Of Feb. 14, 2017		SOS w/in Conf	
Average RPI Loss:		290	WON-LOST	WINNING	STRENGTH OF	OPP. STRENGTH	TEAM
		206	RECORD	PCT. RANK	SCHEDULE	OF SCHEDULE	RPI
							.35006 (10)
DIV. I ONLY		12- 15	215	337	320	299	
DIV. I NON-CONF.		5- 8	230	289	253	267	
RPI 1-50		RPI 51-100		RPI 101-200		RPI 201+	TOTALS
OVERALL	0- 1	0- 0		1- 6		11- 8	12- 15
HOME	0- 0	0- 0		1- 3		4- 5	5- 8
AWAY	0- 1	0- 0		0- 3		6- 2	6- 6
NEUTRAL	0- 0	0- 0		0- 0		1- 1	1- 1
NON-CONFERENCE	0- 1	0- 0		1- 4		4- 3	5- 8
RPI 1-50				RPI 51-100			
RPI	S	Opponent	Score	RPI	S	Opponent	Score
6	A	Arizona	65 95 1118				
RPI 101-200				RPI 201+			
RPI	S	Opponent	Score	RPI	s	Opponent	Score
110	H	Yale	52 66 1208	202	A	Boston College	75 82 1218
129	A	Santa Clara	74 84 1121	212	A	Fordham	71 70 1130
168	H	Mt. St. Mary's	75 86 0119	242	H	LIU Brooklyn	57 60 0126
168	A	Mt. St. Mary's	53 67 0128	247	A	Wagner	64 75 0107
189	H	Holy Cross	67 72 1221	247	H	Wagner	62 67 0121
196	H	Hofstra	90 86 1115	251	N	Norfolk St.	61 59 1125
198	A	Fairfield	63 85 1111	255	A	Fairleigh Dickinson	74 70 0202
				267	H	Robert Morris	67 78 1229
				285	A	Bryant	112 110 0114
				285	H	Bryant	73 70 0204
				287	H	Saint Francis (PA)	67 87 1231
				292	H	UMass Lowell	91 82 1206
				307	N	Northern Colo.	59 81 1124
				319	H	Hartford	79 87 1203
				323	A	Lafayette	85 61 1211
				342	A	Central Conn. St.	64 62 0105
				342	H	Central Conn. St.	77 62 0211
				347	A	St. Francis Brooklyn	87 75 0112
				347	H	St. Francis Brooklyn	80 65 0209

S
a
c
r
e
d
H
e
a
r
t

Non-Div I Games:

Average RPI Win:

302

WON-LOST
RECORDWINNING
PCT. RANKSTRENGTH OF
SCHEDULEOPP. STRENGTH
OF SCHEDULETEAM
RPI

SOS w/in Conf

Average RPI Loss:

198

.33664

(2)

DIV. I ONLY		9- 14	242	336	336	302
DIV. I NON-CONF.		2- 8	296	247	150	286
RPI 1-50		RPI 51-100		RPI 101-200		RPI 201+
OVERALL		0- 1	0- 2	1- 3		8- 8
HOME		0- 0	0- 0	1- 0		5- 2
AWAY		0- 1	0- 2	0- 3		3- 6
NEUTRAL		0- 0	0- 0	0- 0		0- 0
NON-CONFERENCE		0- 1	0- 2	0- 2		2- 3
TOTALS						9- 14
						6- 2
						3- 12
						0- 0
						2- 8

RPI 1-50				RPI 51-100				RPI 101-200				RPI 201+				Team's RPI: 302
RPI	S	Opponent	Score	RPI	S	Opponent	Score	RPI	S	Opponent	Score	RPI	s	Opponent	Score	
1	A	Baylor	57 82 1217	65	A	Ohio St.	47 78 1123	119	A	Texas Southern	44 67 0116	228	A	Duquesne	62 74 1219	
				100	A	Memphis	69 84 1130	119	H	Texas Southern	71 62 0213	237	H	Alcorn	50 63 0111	
								126	A	Marshall	61 71 1121	237	A	Alcorn	58 69 0204	
								195	A	N.C. Central	75 84 1118	257	H	Western Caro.	47 58 1126	
												265	A	Southeastern La.	71 84 1116	
												286	A	Drake	68 63 1210	
												297	H	Southern U.	65 61 0109	
												297	A	Southern U.	75 88 0206	
												308	A	Prairie View	57 63 0114	
												308	H	Prairie View	78 69 0211	
												334	H	Southern Miss.	75 64 1204	
												336	H	Mississippi Val.	83 68 0128	
												338	A	Grambling	57 72 0121	
												340	H	Ark.-Pine Bluff	74 59 0130	
												343	A	Alabama St.	63 60 0104	
												351	A	Alabama A&M	63 51 0102	

J
a
c
k
s
o
n
s
t
.J
a
c
k
s
o
n
s
t
.

Non-Div I Games:	Xavier (LA)	66	54	Blue Mountain	49	57	Fisk	94	62
------------------	-------------	----	----	---------------	----	----	------	----	----

D
a
r
t
m
o
u
t
h

Average RPI Win:				Dartmouth		WON-LOST		WINNING		(OFFICIAL) Through Games Of Feb. 14, 2017		SOS w/in Conf									
Average RPI Loss:				231		RECORD		PCT. RANK		STRENGTH OF SCHEDULE		OPP. STRENGTH OF SCHEDULE		TEAM RPI		.4978 (1)					
DIV. I ONLY				5- 16		320		247		244		304									
DIV. I NON-CONF.				3- 10		287		294		281		310									
RPI 1-50				RPI 51-100				RPI 101-200				RPI 201+				TOTALS					
OVERALL				0- 1				0- 3				2- 5				3- 7				5- 16	
HOME				0- 0				0- 2				2- 2				0- 2				2- 6	
AWAY				0- 1				0- 1				0- 3				3- 5				3- 10	
NEUTRAL				0- 0				0- 0				0- 0				0- 0				0- 0	
NON-CONFERENCE				0- 1				0- 2				1- 2				2- 5				3- 10	
RPI 1-50				RPI 51-100				RPI 101-200				RPI 201+				Team's RPI: 304					
RPI	S	Opponent	Score	RPI	S	Opponent	Score	RPI	S	Opponent	Score	RPI	s	Opponent	Score						
42	A	Rhode Island	61 84 1111	53	A	Vermont	58 73 1207	110	A	Yale	64 73 0210	202	A	Boston College	70 88 1203						
				66	H	Princeton	64 69 0203	143	A	Old Dominion	47 59 1130	242	A	LIU Brooklyn	82 68 1218						
				96	H	CSU Bakersfield	60 64 0103	144	H	Harvard	58 74 0107	249	A	Columbia	54 66 0127						
								144	A	Harvard	68 82 0121	273	A	Brown	77 74 0211						
								154	H	New Hampshire	63 62 1231	280	H	Marist	69 75 1126						
								198	H	Fairfield	62 79 1115	283	A	Cornell	62 75 0128						
								200	H	Penn	74 71 0204	285	A	Bryant	75 69 1222						
												319	A	Hartford	66 70 1213						
												324	H	Maine	68 73 1210						
												339	A	Longwood	80 86 1128						

D
a
r
t
m
o
u
t
h

Non-Div I Games:

DIV. I ONLY

DIV. I NON-CONF.

7- 17

1- 12

293

339

305

61

335

153

305

270

RPI 1-50

OVERALL

HOME

AWAY

NEUTRAL

NON-CONFERENCE

0- 3

0- 0

0- 2

0- 1

0- 3

RPI 51-100

0- 1

0- 0

0- 1

0- 0

0- 1

RPI 101-200

0- 6

0- 1

0- 5

0- 0

0- 5

RPI 201+

7- 7

3- 2

4- 5

0- 0

1- 3

TOTALS

7- 17

3- 3

4- 13

0- 1

1- 12

RPI 1-50

RPI

S

Opponent

Score

32

A

Virginia Tech

59

75

1207

37

N

Akron

60

76

1222

45

A

Wichita St.

79

116

1120

RPI 51-100

RPI

S

Opponent

Score

57

A

Michigan

49

98

1217

RPI 101-200

RPI

S

Opponent

Score

101

A

Colorado St.

65

76

1123

112

A

UCF

58

76

1210

114

A

Louisiana Tech

53

74

1127

134

A

George Washington

71

75

1111

181

H

UMBC

73

77

1113

195

A

N.C. Central

52

69

0111

RPI 201+

RPI

s

Opponent

Score

202

A

Boston College

57

73

1115

251

A

Norfolk St.

69

75

0211

265

A

Southeastern La.

75

85

1130

275

H

South Carolina St.

92

69

0128

300

A

UTEP

71

66

1221

301

A

Hampton

65

66

0201

314

H

Savannah St.

82

87

0130

318

A

American

58

61

1219

333

H

Coppin St.

78

57

0204

344

H

Howard

66

74

0114

348

A

Florida A&M

86

79

0123

349

A

Bethune-Cookman

82

79

0121

349

H

Bethune-Cookman

82

81

0213

350

A

N.C. A&T

99

88

0109

Team's RPI: 305

Non-Div I Games: Valley Forge 90 65 Central Penn 87 74

U
C
R
i
v
e
r
s
i
d
e

UC Riverside				(OFFICIAL) Through Games Of Feb. 14, 2017													
Average RPI Win:		275	WON-LOST	WINNING	STRENGTH OF	OPP. STRENGTH	TEAM	SOS w/in Conf									
Average RPI Loss:		199	RECORD	PCT. RANK	SCHEDULE	OF SCHEDULE	RPI	.39839 (3)									
DIV. I ONLY		6- 15	298	279	297	306											
DIV. I NON-CONF.		1- 9	321	186	206	328											
RPI 1-50		RPI 51-100		RPI 101-200		RPI 201+	TOTALS										
OVERALL	0- 1	0- 1		2- 3		4- 10	6- 15										
HOME	0- 0	0- 0		2- 0		1- 5	3- 5										
AWAY	0- 1	0- 1		0- 3		3- 5	3- 10										
NEUTRAL	0- 0	0- 0		0- 0		0- 0	0- 0										
NON-CONFERENCE	0- 1	0- 1		1- 2		0- 5	1- 9										
RPI 1-50				RPI 51-100				RPI 101-200				RPI 201+				Team's RPI: 306	
RPI	S	Opponent	Score	RPI	S	Opponent	Score	RPI	S	Opponent	Score	RPI	s	Opponent	Score		
23	A	UCLA	56 98 1130	80	A	Utah	67 85 1125	129	A	Santa Clara	53 77 1213	208	H	Montana	63 71 1217		
								153	A	Denver	55 73 1222	211	A	Long Beach St.	64 70 0107		
								180	H	Grand Canyon	76 56 1231	211	H	Long Beach St.	71 78 0209		
								197	H	UC Davis	61 55 0112	215	A	Portland	55 71 1111		
								197	A	UC Davis	63 77 0211	219	H	Utah Valley	64 73 1228		
												220	A	UNLV	62 74 1116		
												256	A	CSUN	76 82 0104		
												256	H	CSUN	59 63 0128		
												296	A	Hawaii	70 64 0125		
												296	H	Hawaii	63 72 0202		
												307	A	Northern Colo.	61 77 1220		
												317	A	Cal Poly	67 56 0204		
												328	H	UC Santa Barbara	65 55 0121		
												329	A	Cal St. Fullerton	71 63 0118		

U
C
R
i
v
e
r
s
i
d
e

Non-Div I Games: Fresno Pacific 96 50

N o r t h e r n C o l o .

DIV. I ONLY

DIV. I NON-CONF.

6- 18

1- 11

310

333

246

26

339

178

308

236

RPI 1-50

OVERALL

HOME

AWAY

NEUTRAL

NON-CONFERENCE

0- 2

0- 0

0- 2

0- 0

0- 2

RPI 51-100

0- 3

0- 0

0- 3

0- 0

0- 3

RPI 101-200

1- 4

0- 1

1- 3

0- 0

1- 2

RPI 201+

5- 9

4- 1

1- 8

0- 0

0- 4

TOTALS

6- 18

4- 2

2- 16

0- 0

1- 11

RPI 1-50

RPI

S

Opponent

Score

20

A

St. Mary's (CA)

72

110

1116

24

A

Wisconsin

50

95

1127

RPI 51-100

RPI

S

Opponent

Score

51

A

Kansas St.

55

74

1206

58

A

Houston

61

105

1203

80

A

Utah

60

92

1217

RPI 101-200

RPI

S

Opponent

Score

111

A

George Mason

59

75

1222

114

A

Louisiana Tech

52

65

1213

119

H

Texas Southern

82

87

0107

119

A

Texas Southern

61

74

0204

130

A

Fresno St.

84

78

1114

RPI 201+

RPI

s

Opponent

Score

204

A

Texas St.

57

64

1210

237

A

Alcorn

55

66

0104

238

H

Lamar University

83

91

1125

289

A

Oregon St.

58

78

1111

291

A

UTSA

59

69

1119

297

A

Southern U.

57

59

0102

302

H

Jackson St.

63

57

0114

302

A

Jackson St.

69

78

0211

336

A

Mississippi Val.

87

72

0121

338

H

Grambling

94

82

0116

338

A

Grambling

58

61

0213

340

A

Ark.-Pine Bluff

68

71

0123

343

H

Alabama St.

72

52

0130

351

H

Alabama A&M

70

65

0128

Team's RPI: 308

Non-Div I Games:

Huston-Tillotson8757Jarvis Christian8469

Average RPI Win:

277

WON-LOST
RECORDWINNING
PCT. RANKSTRENGTH OF
SCHEDULEOPP. STRENGTH
OF SCHEDULETEAM
RPI

SOS w/in Conf

.48059

(4)

DIV. I ONLY

DIV. I NON-CONF.

3- 21

2- 12

345

312

146

115

259

240

310

264

RPI 1-50

OVERALL

HOME

AWAY

NEUTRAL

NON-CONFERENCE

0- 3

0- 0

0- 3

0- 0

0- 3

RPI 51-100

0- 4

0- 2

0- 2

0- 0

0- 1

RPI 101-200

0- 4

0- 1

0- 2

0- 1

0- 3

RPI 201+

3- 10

0- 3

2- 7

1- 0

2- 5

TOTALS

3- 21

0- 6

2- 14

1- 1

2- 12

RPI 1-50

RPI S Opponent Score

24 A Wisconsin 51 69 1117

25 A Notre Dame 60 91 1126

35 A Northwestern 64 68 1214

RPI 51-100

RPI S Opponent Score

56 H New Mexico St. 62 78 0107

56 A New Mexico St. 51 86 0204

70 A Valparaiso 61 80 1228

96 H CSU Bakersfield 59 75 0126

RPI 101-200

RPI S Opponent Score

141 A Oakland 79 107 1119

163 A Central Mich. 82 90 1230

180 H Grand Canyon 77 85 0128

194 N Troy 65 83 1223

RPI 201+

RPI s Opponent Score

203 A Missouri St. 46 66 1219

219 A Utah Valley 70 61 0112

219 H Utah Valley 54 87 0211

231 A Bradley 48 83 1210

232 A DePaul 61 109 1217

246 A Saint Louis 43 45 1211

251 A Ill.-Chicago 58 74 1130

284 A Seattle U 50 65 0114

284 H Seattle U 65 90 0209

290 N Southeast Mo. St. 74 65 1222

309 H UTRGV 64 83 0105

309 A UTRGV 77 85 0121

322 A Western Ill. 83 76 1203

Non-Div I Games:	IIT	97	89	East-West U.	103	75	Roosevelt	77	57
------------------	-----	----	----	--------------	-----	----	-----------	----	----

La. - Monroe

Average RPI Win:

262

WON-LOST RECORD

Average RPI Loss:

156

WINNING PCT. RANK

(OFFICIAL) Through Games Of Feb. 14, 2017

STRENGTH OF SCHEDULE

OPP. STRENGTH OF SCHEDULE

TEAM RPI

SOS w/in Conf

.55038

(3)

DIV. I ONLY

5- 19

330

151

292

311

DIV. I NON-CONF.

4- 7

236

277

335

281

RPI 1-50

RPI 51-100

RPI 101-200

RPI 201+

TOTALS

OVERALL

0- 2

0- 3

1- 8

4- 6

5- 19

HOME

0- 0

0- 1

1- 3

3- 1

4- 5

AWAY

0- 2

0- 2

0- 5

1- 2

1- 11

NEUTRAL

0- 0

0- 0

0- 0

0- 3

0- 3

NON-CONFERENCE

0- 1

0- 1

1- 2

3- 3

4- 7

RPI 1-50

RPI 51-100

RPI 101-200

RPI 201+

Team's RPI: 311

RPI

S

Opponent

Score

27

A

VCU

65 78 1222

41

A

UT Arlington

55 71 0121

RPI

S

Opponent

Score

79

A

Arkansas St.

45 76 0102

79

H

Arkansas St.

63 73 0128

81

A

Chattanooga

52 79 1203

RPI

S

Opponent

Score

107

A

Colorado

70 89 1117

120

H

Ga. Southern

60 62 0116

120

A

Ga. Southern

62 76 0204

127

H

Georgia St.

65 73 0114

127

A

Georgia St.

55 69 0206

150

A

Texas

59 80 1114

158

A

Louisiana

60 69 0107

164

H

Jacksonville St.

88 83 1210

194

H

Troy

72 73 0213

RPI

s

Opponent

Score

204

A

Texas St.

57 63 0123

210

H

South Ala.

63 66 0211

229

H

SFA

77 72 1128

244

A

Little Rock

75 79 1231

244

H

Little Rock

68 52 0130

284

N

Seattle U

75 81 1121

285

N

Bryant

57 64 1122

327

N

Northwestern St.

64 68 1217

333

A

Coppin St.

65 53 1220

338

H

Grambling

81 45 1228

La. - Monroe

Non-Div I Games:	Centenary (LA)	96	63	Blue Mountain	72	41
------------------	----------------	----	----	---------------	----	----

Army West Point

Army West Point

Savannah St.

(OFFICIAL) Through Games Of Feb. 14, 2017

Average RPI Win:

320

WON-LOST

Average RPI Loss:

177

RECORD

WINNING

PCT. RANK

STRENGTH OF

SCHEDULE

OPP. STRENGTH

OF SCHEDULE

TEAM

RPI

SOS w/in Conf

.29688

(6)

DIV. I ONLY

8- 14

257

334

328

314

DIV. I NON-CONF.

1- 10

325

175

128

302

RPI 1-50

RPI 51-100

RPI 101-200

RPI 201+

TOTALS

OVERALL

0- 1

0- 4

0- 3

8- 6

8- 14

HOME

0- 0

0- 0

0- 1

4- 2

4- 3

AWAY

0- 1

0- 3

0- 2

4- 2

4- 9

NEUTRAL

0- 0

0- 0

0- 0

0- 2

0- 2

NON-CONFERENCE

0- 1

0- 4

0- 3

1- 2

1- 10

RPI 1-50

RPI 51-100

RPI 101-200

RPI 201+

Team's RPI: 314

RPI S Opponent Score

7 A Oregon 59 128 1203

RPI S Opponent Score

55 A Iowa St. 71 113 1111

97 A San Diego St. 67 100 1128

99 A ETSU 71 92 1229

100 A Memphis 86 99 1119

RPI S Opponent Score

104 A William & Mary 85 112 1219

106 A Iowa 84 116 1113

120 H Ga. Southern 75 94 1201

RPI s Opponent Score

251 A Norfolk St. 76 80 0111

251 H Norfolk St. 87 92 0206

275 A South Carolina St. 86 82 0116

289 A Oregon St. 93 90 1211

301 A Hampton 80 84 0109

301 H Hampton 89 92 0204

305 A UMES 87 82 0130

325 H Delaware St. 94 79 0123

326 H Morgan St. 74 61 0121

338 N Grambling 104 110 1126

344 A Howard 73 70 0128

347 N St. Francis Brooklyn 91 97 1125

348 H Florida A&M 93 88 0114

349 H Bethune-Cookman 104 91 0104

Non-Div I Games:	Fort Valley St.	118	101	Middle Ga. St.	101	93
------------------	-----------------	-----	-----	----------------	-----	----

Average RPI Win: 226				(OFFICIAL) Through Games Of Feb. 14, 2017				SOS w/in Conf			
Average RPI Loss: 228				STRENGTH OF SCHEDULE				OPP. STRENGTH OF SCHEDULE			
WON-LOST RECORD				WINNING PCT. RANK				TEAM RPI			
.42769				(1)							
DIV. I ONLY				7- 13				266			
DIV. I NON-CONF.				2- 5				266			
318				316				315			
332				152				283			
RPI 1-50				RPI 51-100				RPI 101-200			
RPI 201+				TOTALS							
OVERALL 0-0				0-1				3-4			
HOME 0-0				0-0				2-0			
AWAY 0-0				0-1				1-4			
NEUTRAL 0-0				0-0				0-0			
NON-CONFERENCE 0-0				0-1				1-2			
RPI 1-50				RPI 51-100				RPI 101-200			
RPI S Opponent Score				RPI S Opponent Score				RPI S Opponent Score			
73 A New Mexico 55 64 1130				103 A San Francisco 51 86 1219				229 H SFA 69 60 0107			
				142 H Sam Houston St. 71 64 0204				238 H Lamar University 67 64 0114			
				154 A New Hampshire 65 57 1117				250 A Nicholls St. 59 62 0119			
				169 A New Orleans 66 75 1229				265 A Southeastern La. 53 75 1231			
				169 H New Orleans 70 69 0201				265 H Southeastern La. 50 56 0112			
				173 A Oklahoma 64 72 1125				268 H Central Ark. 76 81 0105			
				190 A A&M-Corpus Christi 60 72 0128				268 A Central Ark. 73 84 0209			
								303 A Sacramento St. 86 88 1217			
								316 A Incarnate Word 79 82 0126			
								321 H Charleston So. 65 66 1122			
								321 A Charleston So. 85 82 1203			
								327 H Northwestern St. 76 72 0211			

Non-Div I Games:	Randall	78	74	Schreiner	73	59	Northern N.M.	90	69	Howard Payne	71	55
------------------	---------	----	----	-----------	----	----	---------------	----	----	--------------	----	----

Cal Poly

Average RPI Win: 212

WON-LOST RECORD

WINNING PCT. RANK

(OFFICIAL) Through Games Of Feb. 14, 2017

STRENGTH OF SCHEDULE

OPP. STRENGTH OF SCHEDULE

TEAM RPI

SOS w/in Conf .41036 (2)

DIV. I ONLY		5- 17	323	252	270	317
DIV. I NON-CONF.		3- 9	282	170	159	250

OVERALL

HOME

AWAY

NEUTRAL

NON-CONFERENCE

RPI 1-50

0- 1

0- 0

0- 1

0- 0

0- 1

RPI 51-100

0- 1

0- 0

0- 1

0- 0

0- 1

RPI 101-200

3- 7

2- 1

1- 5

0- 1

1- 5

RPI 201+

2- 8

1- 3

1- 4

0- 1

2- 2

TOTALS

5- 17

3- 4

2- 11

0- 2

3- 9

RPI 1-50				RPI 51-100				RPI 101-200				RPI 201+				Team's RPI: 317	
RPI	S	Opponent	Score	RPI	S	Opponent	Score	RPI	S	Opponent	Score	RPI	s	Opponent	Score		
33	A	California	55 81 1217	66	A	Princeton	52 81 1231	130	A	Fresno St.	59 73 1210	211	H	Long Beach St.	92 98 0121		
								132	A	Arizona St.	74 96 1113	216	A	Pepperdine	68 77 1111		
								135	N	Elon	66 72 1126	222	A	Northern Ill.	68 64 1123		
								162	H	UC Irvine	48 70 0118	251	N	Ill.-Chicago	71 84 1125		
								162	A	UC Irvine	79 66 0126	291	H	UTSA	59 47 1201		
								180	A	Grand Canyon	64 71 1228	296	A	Hawaii	65 74 0209		
								190	H	A&M-Corpus Christi	82 70 1203	306	H	UC Riverside	56 67 0204		
								192	A	Washington	61 77 1220	328	A	UC Santa Barbara	53 58 0114		
								197	A	UC Davis	64 68 0107	329	H	Cal St. Fullerton	74 87 0112		
								197	H	UC Davis	74 70 0202	329	A	Cal St. Fullerton	71 81 0128		

Cal Poly

Non-Div I Games:	Cal St. Dom. Hills	75	64	Bethesda (CA)	69	52
------------------	--------------------	----	----	---------------	----	----

H
a
r
t
f
o
r
d

Non-Div I Games:

Average RPI Win:

311

WON-LOST RECORD

**WINNING
PCT. RANK**

STRENGTH OF SCHEDULE

**OPP. STRENGTH
OF SCHEDULE**

TEAM
RPI

SOS w/in Conf
.43614 (3)

Average RPI Loss:

158

DIV. I ONLY		5- 17		323		259		221		321							
DIV. I NON-CONF.		1- 7		315		196		93		293							
RPI 1-50		RPI 51-100		RPI 101-200		RPI 201+		TOTALS									
OVERALL	0- 2	0- 5		0- 3		5- 7		5- 17									
HOME	0- 0	0- 2		0- 2		3- 2		3- 6									
AWAY	0- 2	0- 3		0- 1		2- 5		2- 11									
NEUTRAL	0- 0	0- 0		0- 0		0- 0		0- 0									
NON-CONFERENCE	0- 2	0- 2		0- 1		1- 2		1- 7									
RPI 1-50				RPI 51-100				RPI 101-200				RPI 201+				Team's RPI: 321	
RPI	S	Opponent	Score	RPI	S	Opponent	Score	RPI	S	Opponent	Score	RPI	s	Opponent	Score		
11	A	Florida St.	67 88 1112	52	A	Georgia	64 84 1217	175	H	Liberty	70 81 1231	207	H	Radford	70 64 0111		
32	A	Virginia Tech	59 87 1220	67	H	UNC Asheville	67 76 0114	175	A	Liberty	69 76 0211	207	A	Radford	67 79 0209		
				67	A	UNC Asheville	73 91 0201	193	H	USC Upstate	77 79 1119	218	A	Gardner-Webb	75 79 0107		
				74	A	Alabama	46 76 1129					218	H	Gardner-Webb	76 85 0128		
				82	H	Winthrop	68 84 1229					221	A	High Point	69 72 0126		
												266	A	Campbell	82 92 0104		
												315	A	Abilene Christian	66 65 1122		
												315	H	Abilene Christian	82 85 1203		
												320	A	VMI	83 88 1213		
												339	H	Longwood	76 61 0121		
												346	A	Presbyterian	73 52 0119		
												346	H	Presbyterian	71 65 0204		

Charles
Stonson.

C
h
a
r
l
e
s
t
o
n
s
o
.

Non-Div I Games:	Toccoa Falls	101	54	Columbia Int'l	90	53	Johnson & Wales (N 100	53
-------------------------	---------------------	------------	-----------	-----------------------	-----------	-----------	-----------------------------------	-----------

Average RPI Win:

240

WON-LOST
RECORDWINNING
PCT. RANKSTRENGTH OF
SCHEDULEOPP. STRENGTH
OF SCHEDULETEAM
RPI

SOS w/in Conf

.45446

(8)

DIV. I ONLY		6- 16	303	308	231	322
DIV. I NON-CONF.		1- 8	317	343	283	348
RPI 1-50		RPI 51-100		RPI 101-200		RPI 201+
OVERALL	0- 1	0- 2		1- 5		5- 8
HOME	0- 0	0- 1		0- 2		3- 3
AWAY	0- 1	0- 1		1- 3		2- 5
NEUTRAL	0- 0	0- 0		0- 0		0- 0
NON-CONFERENCE	0- 1	0- 1		0- 0		1- 6
RPI 1-50		RPI 51-100		RPI 101-200		RPI 201+ Team's RPI: 322
RPI S Opponent Score		RPI S Opponent Score		RPI S Opponent Score		RPI s Opponent Score
19 A Purdue 50 82 1219		51 A Kansas St. 55 82 1111		113 A South Dakota 55 62 0125		224 H South Dakota St. 82 74 0104
		92 H North Dakota St. 57 89 0121		153 A Denver 70 84 0111		224 A South Dakota St. 65 98 0201
				153 H Denver 72 78 0214		243 A IUPUI 71 89 1231
				156 A Fort Wayne 93 91 1229		243 H IUPUI 78 69 0128
				185 A Omaha 72 86 0114		260 A Eastern Ill. 64 73 1119
				185 H Omaha 67 79 0204		260 H Eastern Ill. 49 63 1210
						271 H Oral Roberts 86 71 0107
						271 A Oral Roberts 63 60 0208
						272 A Milwaukee 75 59 1217
						290 H Southeast Mo. St. 71 74 1116
						310 H Chicago St. 76 83 1203
						313 A Miami (OH) 72 81 1126
						318 A American 50 57 1129

W
e
s
t
e
r
n
I
l
l
.

Non-Div I Games: Oak Hills Christian 95 48 Crown (MN) 91 53

Average RPI Win:	246	WON-LOST	WINNING	STRENGTH OF	OPP. STRENGTH	TEAM	SOS w/in Conf
Average RPI Loss:	193	RECORD	PCT. RANK	SCHEDULE	OF SCHEDULE	RPI	
							.45687 (4)

DIV. I ONLY	6- 18	310	283	235	323
DIV. I NON-CONF.	3- 7	263	311	247	306
<hr/>					
	RPI 1-50	RPI 51-100	RPI 101-200	RPI 201+	TOTALS
OVERALL	0- 1	0- 2	3- 9	3- 6	6- 18
HOME	0- 0	0- 2	1- 3	2- 4	3- 9
AWAY	0- 1	0- 0	2- 6	1- 2	3- 9
NEUTRAL	0- 0	0- 0	0- 0	0- 0	0- 0
NON-CONFERENCE	0- 1	0- 1	1- 2	2- 3	3- 7

RPI 1-50					RPI 51-100					RPI 101-200					RPI 201+					Team's RPI: 323			
RPI	S	Opponent	Score		RPI	S	Opponent	Score		RPI	S	Opponent	Score		RPI	s	Opponent	Score					
2	A	Villanova	48	88	1111	66	H	Princeton	55	71	1123	115	A	Lehigh	68	75	0121	248	H	Drexel	70	74	1130
					88	H	Bucknell	55	78	0125													
</																							

Non-Div I Games: Moravian 104 67

L
a
f
a
y
e
t
t
e

L
a
f
a
y
e
t
t
e

DIV. I ONLY

DIV. I NON-CONF.

7- 19

1- 12

306

339

333

199

348

239

325

314

RPI 1-50

OVERALL

HOME

AWAY

NEUTRAL

NON-CONFERENCE

0- 1

0- 0

0- 1

0- 0

0- 1

RPI 51-100

0- 1

0- 0

0- 1

0- 0

0- 1

RPI 101-200

2- 6

0- 2

2- 4

0- 0

1- 5

RPI 201+

5- 11

1- 3

4- 8

0- 0

0- 5

TOTALS

7- 19

1- 5

6- 14

0- 0

1- 12

RPI 1-50

RPI S Opponent Score

18 A SMU 60 74 1204

RPI 51-100

RPI S Opponent Score

91 A Indiana 56 103 1219

RPI 101-200

RPI S Opponent Score

106 A Iowa 57 89 1222

119 H Texas Southern 61 74 1113

123 A St. John's (NY) 79 72 1129

158 A Louisiana 82 83 1121

179 A Rice 58 80 1123

181 A UMBC 68 90 1116

195 A N.C. Central 69 68 0110

195 H N.C. Central 74 82 0130

RPI 201+

RPI s Opponent Score

239 A Delaware 49 64 1202

251 H Norfolk St. 70 75 0116

264 A Montana St. 66 91 1126

275 A South Carolina St. 64 74 0121

278 A Binghamton 66 85 1217

296 A Hawaii 66 77 1229

301 H Hampton 77 85 0114

314 A Savannah St. 79 94 0123

326 A Morgan St. 56 45 0211

330 A North Texas 40 73 1208

333 A Coppin St. 75 83 0213

348 H Florida A&M 68 81 0128

348 A Florida A&M 80 77 0206

349 A Bethune-Cookman 88 82 0204

350 A N.C. A&T 55 53 0107

350 H N.C. A&T 82 65 0201

Non-Div I Games:	Clarks Summit	103	56	Keystone	92	69
------------------	---------------	-----	----	----------	----	----

M
o
r
g
a
n
S
t
.
.

Average RPI Win:		Morgan St.		(OFFICIAL) Through Games Of Feb. 14, 2017		SOS w/in Conf		
Average RPI Loss:		WON-LOST RECORD		STRENGTH OF SCHEDULE		OPP. STRENGTH OF SCHEDULE		
		WINNING PCT. RANK		TEAM RPI				
						.27344 (9)		
DIV. I ONLY		9- 14		344		346		
DIV. I NON-CONF.		2- 10		258		244		
		242				326		
		305				333		
RPI 1-50		RPI 51-100		RPI 101-200		RPI 201+		
OVERALL		0- 0		0- 3		9- 8		
HOME		0- 0		0- 1		5- 3		
AWAY		0- 0		0- 2		4- 5		
NEUTRAL		0- 0		0- 0		0- 0		
NON-CONFERENCE		0- 0		0- 2		2- 5		
TOTALS		9- 14		5- 5		4- 9		
		0- 0		0- 0		0- 0		
		0- 3				2- 10		
RPI 1-50		RPI 51-100		RPI 101-200		RPI 201+		
RPI S Opponent Score	Team's RPI: 326		Score		Score		Score	
58 A Houston	61 62 1128		52 93 1111	58 72 1203		221 H High Point	61 62 1128	
77 A Penn St.	58 90 1126		55 96 1221	49 70 1226		236 A Bowling Green	58 90 1126	
93 H Towson	66 68 1210		72 78 1115	62 68 0204		247 H Wagner	66 68 1210	
	58 56 0104					251 H Norfolk St.	58 56 0104	
	85 82 1206					254 H Manhattan	85 82 1206	
	61 82 1229					256 A CSUN	61 82 1229	
	82 66 1119					266 H Campbell	82 66 1119	
	75 81 1123					273 A Brown	75 81 1123	
	77 75 0123					275 A South Carolina St.	77 75 0123	
	61 74 0121					314 A Savannah St.	61 74 0121	
	45 56 0211					325 H Delaware St.	45 56 0211	
	76 74 0128					333 A Coppin St.	76 74 0128	
	67 70 0213					344 A Howard	67 70 0213	
	62 59 0110					348 A Florida A&M	62 59 0110	
	77 60 0130					348 H Florida A&M	77 60 0130	
	69 63 0107					349 A Bethune-Cookman	69 63 0107	
	82 53 0116					350 H N.C. A&T	82 53 0116	

Non-Div I Games: Wilmington (DE) 88 73

M
o
r
g
a
n
S
t
.
.

Northwestern St.				(OFFICIAL) Through Games Of Feb. 14, 2017				SOS w/in Conf	
Average RPI Win:	283	WON-LOST	WINNING	STRENGTH OF	OPP. STRENGTH	TEAM			
Average RPI Loss:	216	RECORD	PCT. RANK	SCHEDULE	OF SCHEDULE	RPI		.381	(13)
DIV. I ONLY	5- 14	308		340	256	327			
DIV. I NON-CONF.	2- 5	266		324	74	263			
<hr/>									
	RPI 1-50	RPI 51-100		RPI 101-200		RPI 201+		TOTALS	
OVERALL	0- 0	0- 1		0- 5		5- 8		5- 14	
HOME	0- 0	0- 0		0- 1		1- 3		1- 4	
AWAY	0- 0	0- 1		0- 4		3- 5		3- 10	
NEUTRAL	0- 0	0- 0		0- 0		1- 0		1- 0	
NON-CONFERENCE	0- 0	0- 1		0- 3		2- 1		2- 5	
<hr/>									
RPI 1-50				RPI 51-100				Team's RPI: 327	
RPI	S	Opponent	Score	RPI	S	Opponent	Score		
				90	A	Texas A&M	44 72 1111		
<hr/>									
RPI 101-200				RPI 201+					
RPI	S	Opponent	Score	RPI	s	Opponent	Score		
131	A	Mississippi St.	59 65 1128	217	H	Houston Baptist	69 86 0209		
142	H	Sam Houston St.	68 77 0114	229	H	SFA	73 75 0204		
173	A	Oklahoma	61 97 1113	238	A	Lamar University	64 85 0128		
179	A	Rice	93 100 1219	245	A	Missouri	60 84 1126		
190	A	A&M-Corpus Christi	82 99 0107	250	H	Nicholls St.	86 81 0112		
				265	A	Southeastern La.	85 71 0125		
				268	A	Central Ark.	97 107 0202		
				288	H	McNeese	72 79 1231		
				288	A	McNeese	78 65 0121		
				300	A	UTEP	79 67 1203		
				311	N	La.-Monroe	68 64 1217		
				315	A	Abilene Christian	72 76 0211		
				316	A	Incarnate Word	80 84 0105		

Non-Div I Games:	Louisiana Col.	86	66	LSU-Alexandria	82	69	LSU-Shreveport	88	74	LeTourneau	92	87
------------------	----------------	----	----	----------------	----	----	----------------	----	----	------------	----	----

U
C
S
a
n
t
a
B
a
r
b
a
r
a

■ Loss, ■ Non-Conf, S Site, H Home, A Away, N Neutral

C
a
l
s
t
.
F
u
l
l
e
r
t
o
n

Average RPI Win:		Cal St. Fullerton		(OFFICIAL) Through Games Of Feb. 14, 2017		SOS w/in Conf	
Average RPI Loss:		WON-LOST RECORD		STRENGTH OF SCHEDULE		TEAM RPI	
		WINNING PCT. RANK		OPP. STRENGTH OF SCHEDULE		.35603 (7)	
DIV. I ONLY		9- 12		224		346	
DIV. I NON-CONF.		4- 7		236		265	
						329	
						347	
						272	
						338	
RPI 1-50		RPI 51-100		RPI 101-200		RPI 201+	
OVERALL		0- 0		0- 6		9- 6	
HOME		0- 0		0- 1		7- 2	
AWAY		0- 0		0- 4		2- 3	
NEUTRAL		0- 0		0- 1		0- 1	
NON-CONFERENCE		0- 0		0- 4		4- 3	
RPI 1-50		RPI 51-100		RPI 101-200		RPI 201+	
RPI S Opponent Score		RPI S Opponent Score		RPI S Opponent Score		RPI s Opponent Score	Team's RPI: 329
				162 A UC Irvine	67 87 0114	211 A Long Beach St.	65 76 0126
				164 N Jacksonville St.	38 61 1125	211 H Long Beach St.	74 69 0211
				185 H Omaha	73 83 1130	214 A San Diego	75 82 1207
				185 A Omaha	96 102 1218	215 H Portland	77 72 1222
				192 A Washington	88 104 1117	220 A UNLV	68 77 1119
				197 A UC Davis	65 74 0208	240 H Pacific	78 77 1203
						256 H CSUN	65 70 0107
						261 H Portland St.	106 100 1113
						296 H Hawaii	67 64 0105
						306 H UC Riverside	63 71 0118
						317 A Cal Poly	87 74 0112
						317 H Cal Poly	81 71 0128
						328 A UC Santa Barbara	79 53 0202
						343 N Alabama St.	67 76 1126
						345 H Southern Utah	75 62 1210

C
a
l
s
t
.
F
u
l
l
e
r
t
o
n

Non-Div I Games:	Bethesda (CA)	99	56	Caltech	77	28
------------------	---------------	----	----	---------	----	----

Average RPI Win:

297

WON-LOST
RECORD

WINNING
PCT. RANK

STRENGTH OF
SCHEDULE

OPP. STRENGTH
OF SCHEDULE

TEAM
RPI

SOS w/in Conf

.48132

(2)

DIV. I ONLY

DIV. I NON-CONF.

5- 17

4- 6

323

224

236

279

279

330

330

308

RPI 1-50

OVERALL

HOME

AWAY

NEUTRAL

NON-CONFERENCE

0- 2

0- 2

0- 0

0- 0

0- 1

RPI 51-100

0- 1

0- 0

0- 1

0- 0

0- 1

RPI 101-200

0- 8

0- 3

0- 5

0- 0

0- 2

RPI 201+

5- 6

4- 3

1- 3

0- 0

4- 2

TOTALS

5- 17

4- 8

1- 9

0- 0

4- 6

RPI 1-50

RPI S Opponent Score

38 H Middle Tenn. 68 79 0107

41 H UT Arlington 61 77 1203

RPI 51-100

RPI S Opponent Score

86 A Texas Tech 43 70 1115

RPI 101-200

RPI S Opponent Score

114 A Louisiana Tech 57 81 0121

142 A Sam Houston St. 70 76 1217

143 A Old Dominion 48 55 0102

143 H Old Dominion 67 73 0128

147 A Rutgers 53 66 1123

174 H UAB 52 54 0105

179 A Rice 79 101 0114

179 H Rice 80 95 0204

RPI 201+

RPI s Opponent Score

214 H San Diego 68 69 1222

235 A Charlotte 76 101 1231

235 H Charlotte 81 82 0126

248 H Drexel 62 83 1120

265 H Southeastern La. 71 65 1220

282 H Niagara 80 71 1125

294 A Fla. Atlantic 70 64 0209

319 H Hartford 81 78 1127

325 H Delaware St. 73 40 1208

334 A Southern Miss. 65 75 0119

341 A FIU 71 90 0211

Team's RPI: 330

N
o
r
t
h
T
e
x
a
s

N
o
r
t
h
T
e
x
a
s

Non-Div I Games:	Sul Ross St.	85	77	Texas Col.	73	45
------------------	--------------	----	----	------------	----	----

Average RPI Win:

306

WON-LOST
RECORD

WINNING
PCT. RANK

STRENGTH OF
SCHEDULE

OPP. STRENGTH
OF SCHEDULE

TEAM
RPI

SOS w/in Conf

.41973

(3)

DIV. I ONLY		4- 19	336	240	303	331
DIV. I NON-CONF.		1- 10	325	148	188	317
RPI 1-50		RPI 51-100		RPI 101-200		RPI 201+
OVERALL	0- 1	0- 4		0- 5		4- 9
HOME	0- 0	0- 0		0- 2		3- 1
AWAY	0- 1	0- 4		0- 3		1- 6
NEUTRAL	0- 0	0- 0		0- 0		0- 2
NON-CONFERENCE	0- 1	0- 4		0- 1		1- 4
TOTALS		4- 19		3- 3		1- 14
						0- 2
						1- 10

RPI 1-50				RPI 51-100				RPI 101-200				RPI 201+				Team's RPI: 331
RPI	S	Opponent	Score	RPI	S	Opponent	Score	RPI	S	Opponent	Score	RPI	s	Opponent	Score	
24	A	Wisconsin	44 78 1207	63	A	Boise St.	59 82 1218	133	H	Eastern Wash.	85 92 0112	208	A	Montana	62 74 1229	
				73	A	New Mexico	70 81 1111	176	H	Weber St.	73 85 0125	219	A	Utah Valley	73 82 1116	
				86	A	Texas Tech	58 91 1125	176	A	Weber St.	74 96 0127	230	H	Idaho	62 77 0114	
				87	A	BYU	58 84 1220	186	A	Utah St.	51 85 1119	238	H	Lamar University	77 60 1129	
								191	A	North Dakota	64 89 0121	256	A	CSUN	76 79 1203	
												259	N	Eastern Ky.	82 91 1122	
												261	A	Portland St.	69 74 0209	
												264	A	Montana St.	63 80 1231	
												298	N	NJIT	67 71 1123	
												303	A	Sacramento St.	63 75 0211	
												307	A	Northern Colo.	73 69 0119	
												335	H	Northern Ariz.	91 90 0202	
												345	H	Southern Utah	94 68 0204	

Non-Div I Games: Montana Tech 76 46

DIV. I ONLY

DIV. I NON-CONF.

5- 18

1- 9

328

321

265

327

245

234

334

349

RPI 1-50

OVERALL0- 2

HOME0- 0

AWAY0- 2

NEUTRAL0- 0

NON-CONFERENCE0- 1

RPI 51-100

0- 1

0- 0

0- 0

0- 1

0- 1

RPI 101-200

1- 6

1- 2

0- 3

0- 1

0- 2

RPI 201+

4- 9

4- 3

0- 5

0- 1

1- 5

TOTALS

5- 18

5- 5

0- 10

0- 3

1- 9

RPI 1-50

RPI S Opponent Score

11 A Florida St. 49 98 1206

38 A Middle Tenn. 56 72 0126

RPI 51-100

RPI S Opponent Score

97 N San Diego St. 51 66 1222

RPI 101-200

RPI S Opponent Score

114 H Louisiana Tech 55 79 0101

126 H Marshall 91 76 0202

131 N Mississippi St. 44 86 1219

143 A Old Dominion 50 54 0112

151 A LSU 61 78 1115

174 A UAB 43 87 0128

179 H Rice 58 61 0121

RPI 201+

RPI s Opponent Score

210 H South Ala. 55 78 1130

223 H Western Ky. 47 64 0204

229 N SFA 64 67 1223

235 A Charlotte 66 82 0114

276 H Tulane 64 71 1210

291 H UTSA 77 59 0105

291 A UTSA 51 57 0209

296 A Hawaii 46 60 1225

300 H UTEP 73 65 0107

300 A UTEP 50 80 0211

302 A Jackson St. 64 75 1204

330 H North Texas 75 65 0119

351 H Alabama A&M 63 55 1121

Team's RPI: 334

Non-Div I Games:	Union (TN)	60 44	Tougaloo	101 96
------------------	------------	-------	----------	--------

N
o
r
t
h
e
r
n
A
r
i
z
.

Average RPI Win:			Northern Ariz.		(OFFICIAL) Through Games Of Feb. 14, 2017			SOS w/in Conf							
Average RPI Loss:			278	WON-LOST	WINNING	STRENGTH OF	OPP. STRENGTH	TEAM	.40581 (5)						
			216	RECORD	PCT. RANK	SCHEDULE	OF SCHEDULE	RPI							
DIV. I ONLY			6- 19	314	309	330	335								
DIV. I NON-CONF.			2- 10	305	280	315	325								
<hr/>															
RPI 1-50			RPI 51-100		RPI 101-200		RPI 201+		TOTALS						
OVERALL	0- 0		0- 1		1- 8		5- 10		6- 19						
HOME	0- 0		0- 1		1- 0		3- 5		4- 6						
AWAY	0- 0		0- 0		0- 5		1- 5		1- 10						
NEUTRAL	0- 0		0- 0		0- 3		1- 0		1- 3						
NON-CONFERENCE	0- 0		0- 1		0- 5		2- 4		2- 10						
<hr/>															
RPI 1-50				RPI 51-100				RPI 101-200		RPI 201+		Team's RPI: 335			
RPI	S	Opponent	Score	RPI	S	Opponent	Score	RPI	S	Opponent	Score				
				96	H	CSU Bakersfield	47 81 1205	129	A	Santa Clara	64 67 1111	208	H	Montana	59 76 0211
								133	A	Eastern Wash.	62 84 0119	214	H	San Diego	65 80 1203
								164	N	Jacksonville St.	63 76 1126	220	A	UNLV	71 110 1122
								165	N	Tennessee St.	65 69 1112	230	A	Idaho	49 65 0121
								176	A	Weber St.	80 86 0204	244	H	Little Rock	67 72 1214
								191	A	North Dakota	63 68 0105	251	A	Ill.-Chicago	65 75 1220
								191	H	North Dakota	68 67 0128	261	H	Portland St.	83 76 0116
								192	A	Washington	58 92 1120	264	H	Montana St.	69 63 0209
								197	N	UC Davis	76 89 1113	300	A	UTEP	76 74 1217
												303	H	Sacramento St.	62 74 0114
												307	A	Northern Colo.	79 83 0107
												307	H	Northern Colo.	63 50 0126
												331	A	Idaho St.	90 91 0202
												343	N	Alabama St.	71 57 1125
												345	H	Southern Utah	80 93 1231

N
o
r
t
h
e
r
n
A
r
i
z
.

Non-Div I Games: Benedictine Mesa 92 63

MISSISSIPPI VAL.

Non-Div I Games:

DIV. I ONLY				7- 18				300				339				312				337			
DIV. I NON-CONF.				5- 9				244				345				304				315			

				RPI 1-50				RPI 51-100				RPI 101-200				RPI 201+				TOTALS			
OVERALL				0- 0				0- 2				0- 6				7- 10				7- 18			
HOME				0- 0				0- 1				0- 3				4- 3				4- 7			
AWAY				0- 0				0- 1				0- 3				2- 6				2- 10			
NEUTRAL				0- 0				0- 0				0- 0				1- 1				1- 1			
NON-CONFERENCE				0- 0				0- 1				0- 3				5- 5				5- 9			
				RPI 1-50				RPI 51-100				RPI 101-200				RPI 201+				Team's RPI: 337			
RPI	S	Opponent	Score	RPI	S	Opponent	Score	RPI	S	Opponent	Score	RPI	S	Opponent	Score	RPI	s	Opponent	Score				
				74	A	Alabama	60 83 1229	106	A	Iowa	68 95 1205	207	N	Radford	66 80 1125								
				94	H	FGCU	88 89 0107	112	A	UCF	45 81 1130	210	H	South Ala.	87 78 1210								
								149	A	Lipscomb	68 94 0112	233	A	East Carolina	50 73 1120								
								149	H	Lipscomb	85 97 0211	241	A	Air Force	72 85 1122								
								156	H	Fort Wayne	74 93 1218	258	H	North Florida	88 74 0128								
								193	H	USC Upstate	86 97 0121	258	A	North Florida	64 96 0204								
												262	A	Kennesaw St.	65 84 0114								
												262	H	Kennesaw St.	85 92 0209								
												266	A	Campbell	72 81 1222								
												293	H	The Citadel	112 116 1118								
												295	A	Jacksonville	92 103 0125								
												295	H	Jacksonville	86 89 0130								
												298	H	NJIT	82 76 0119								
												332	A	SIUE	80 72 1207								
												341	H	FIU	82 67 1114								
												348	N	Florida A&M	98 90 1126								
												349	A	Bethune-Cookman	76 67 0201								

Non-Div I Games:	Florida Col.	101	69	Webber Int'l	78	62	Ave Maria	95	72
------------------	--------------	-----	----	--------------	----	----	-----------	----	----

DIV. I ONLY

DIV. I NON-CONF.

8- 15

2- 8

267

296

345

334

345

280

338

337

OVERALL

HOME

AWAY

NEUTRAL

NON-CONFERENCE

RPI 1-50

0- 1

0- 0

0- 1

0- 0

0- 1

RPI 51-100

0- 1

0- 0

0- 1

0- 0

0- 1

RPI 101-200

0- 3

0- 1

0- 1

0- 1

0- 1

RPI 201+

8- 10

6- 1

1- 8

1- 1

2- 5

TOTALS

8- 15

6- 2

1- 11

1- 2

2- 8

RPI 1-50

RPI S Opponent Score

14 A Virginia 34 90 1122

RPI 51-100

RPI S Opponent Score

68 A Providence 54 71 1119

RPI 101-200

RPI S Opponent Score

114 N Louisiana Tech 55 89 1217

119 A Texas Southern 55 76 0114

119 H Texas Southern 70 77 0211

RPI 201+

RPI s Opponent Score

227 A Kent St. 57 86 1202

233 A East Carolina 57 72 1111

237 H Alcorn 67 62 0109

237 A Alcorn 65 75 0206

297 H Southern U. 79 87 0107

297 A Southern U. 66 67 0204

302 H Jackson St. 72 57 0121

308 A Prairie View 82 94 0116

308 H Prairie View 61 58 0213

309 N UTRGV 93 101 1125

311 A La.-Monroe 45 81 1228

313 A Miami (OH) 76 78 1130

314 N Savannah St. 110 104 1126

336 H Mississippi Val. 77 74 0130

340 H Ark.-Pine Bluff 61 53 0128

343 A Alabama St. 69 73 0102

350 H N.C. A&T 59 55 1117

351 A Alabama A&M 69 67 0104

Team's RPI: 338

Non-Div I Games:	Selma	103 53	Jarvis Christian	102 56	Tougaloo	105 90
------------------	-------	--------	------------------	--------	----------	--------

Grambling

Grambling

ICIV

Ark.-Pine Bluff		(OFFICIAL) Through Games Of Feb. 14, 2017	
Average RPI Win:	331	WON-LOST RECORD	WINNING PCT. RANK
Average RPI Loss:	206		
DIV. I ONLY		6- 19	314
DIV. I NON-CONF.		0- 12	344
		322	349
		340	
		112	257
		332	
RPI 1-50		RPI 51-100	
OVERALL		0- 1	
HOME		0- 0	
AWAY		0- 1	
NEUTRAL		0- 0	
NON-CONFERENCE		0- 1	
		0- 8	
		0- 2	
		0- 6	
		0- 0	
		0- 7	
		6- 9	
		5- 1	
		1- 8	
		0- 0	
		0- 3	
		0- 12	
RPI 1-50		RPI 51-100	
RPI	S	Opponent	Score
30	A	Oklahoma St.	66 102 1214
RPI 51-100		RPI 101-200	
RPI	S	Opponent	Score
73	A	New Mexico	43 83 1217
RPI 101-200		RPI 201+	
RPI	S	Opponent	Score
119	H	Texas Southern	63 70 0121
134	A	George Washington	41 61 1117
145	A	Siena	43 66 1123
153	A	Denver	52 74 1219
161	H	UT Martin	68 73 1201
163	A	Central Mich.	59 82 1203
174	A	UAB	66 86 1111
180	A	Grand Canyon	49 89 1222
RPI 201+		Team's RPI: 340	
RPI	s	Opponent	Score
237	A	Alcorn	64 82 0116
237	H	Alcorn	58 70 0213
244	A	Little Rock	52 67 1208
284	A	Seattle U	58 63 1212
296	A	Hawaii	44 64 1127
297	A	Southern U.	75 76 0114
297	H	Southern U.	68 61 0211
302	A	Jackson St.	59 74 0130
308	H	Prairie View	71 68 0123
336	H	Mississippi Val.	105 91 0102
338	A	Grambling	53 61 0128
343	H	Alabama St.	71 63 0107
343	A	Alabama St.	65 77 0204
351	H	Alabama A&M	81 65 0109
351	A	Alabama A&M	65 49 0206

Non-Div I Games:	Ecclesia	83	47	Blue Mountain	74	77
------------------	----------	----	----	---------------	----	----

F
I
U

Loss, Non-Conf, S Site, H Home, A Away, N Neutral

C
e
n
t
r
a
l
C
o
n
n
.
S
t
.

Central Conn. St.				(OFFICIAL) Through Games Of Feb. 14, 2017				SOS w/in Conf	
Average RPI Win:		268	WON-LOST	WINNING	STRENGTH OF	OPP. STRENGTH	TEAM		
Average RPI Loss:		235	RECORD	PCT. RANK	SCHEDULE	OF SCHEDULE	RPI	.40943 (1)	
DIV. I ONLY		5- 20	333	330	334	342			
DIV. I NON-CONF.		2- 9	302	339	264	339			

RPI 1-50		RPI 51-100		RPI 101-200		RPI 201+		TOTALS	
OVERALL	0- 1	0- 0		1- 4		4- 15		5- 20	
HOME	0- 0	0- 0		0- 2		2- 5		2- 7	
AWAY	0- 1	0- 0		1- 2		2- 10		3- 13	
NEUTRAL	0- 0	0- 0		0- 0		0- 0		0- 0	
NON-CONFERENCE	0- 1	0- 0		0- 3		2- 5		2- 9	

RPI 1-50				RPI 51-100		RPI 101-200		RPI 201+ Team's RPI: 342	
RPI	S	Opponent	Score	RPI	S	Opponent	Score	RPI	s Opponent Score
49	A	Seton Hall	58 82 1113					212	A Fordham 60 83 1221
								228	A Duquesne 67 70 1210
								242	A LIU Brooklyn 49 60 0112
								242	H LIU Brooklyn 61 52 0128
								247	A Wagner 46 71 1229
								247	H Wagner 60 70 0202
								255	H Fairleigh Dickinson 47 59 0114
								255	A Fairleigh Dickinson 62 79 0209
								267	A Robert Morris 67 74 0119
								273	H Brown 58 75 1203
								278	A Binghamton 70 72 1116
								285	H Bryant 54 65 0125
								287	A Saint Francis (PA) 84 83 0121
								292	A UMass Lowell 69 86 1218
								299	H Sacred Heart 62 64 0105
								299	A Sacred Heart 62 77 0211
								319	H Hartford 75 60 1111
								324	A Maine 82 61 1130
								347	A St. Francis Brooklyn 77 86 1231

C
e
n
t
r
a
l
C
o
n
n
.
S
t
.

Non-Div I Games:

DIV. I ONLY		7- 16		290		342		350		343	
DIV. I NON-CONF.		1- 10		325		190		342		324	
RPI 1-50		RPI 51-100		RPI 101-200		RPI 201+		TOTALS			
OVERALL	0- 1	0- 1		0- 5		7- 9		7- 16			
HOME	0- 0	0- 0		0- 1		5- 2		5- 3			
AWAY	0- 1	0- 1		0- 4		1- 6		1- 12			
NEUTRAL	0- 0	0- 0		0- 0		1- 1		1- 1			
NON-CONFERENCE	0- 1	0- 1		0- 4		1- 4		1- 10			

RPI 1-50					RPI 51-100					RPI 101-200					RPI 201+					Team's RPI: 343			
RPI	S	Opponent	Score		RPI	S	Opponent	Score		RPI	S	Opponent	Score		RPI	s	Opponent	Score					
39	A	TCU	62	98	1114	97	A	San Diego St.	41	73	1212	114	A	Louisiana Tech	56	87	1116	205	A	Ball St.	48	73	1222
												119	A	Texas Southern	68	70	0128	223	A	Western Ky.	66	79	1112
												164	H	Jacksonville St.	69	72	1129	237	H	Alcorn	71	78	0121
												165	A	Tennessee St.	46	68	1214	262	A	Kennesaw St.	72	79	1122
												194	A	Troy	65	83	1204	297	H	Southern U.	79	65	0123
																	302	H	Jackson St.	60	63	0104	
																	308	A	Prairie View	52	72	0130	
																	329	N	Cal St. Fullerton	76	67	1126	
																	335	N	Northern Ariz.	57	71	1125	
																	336	A	Mississippi Val.	70	73	0109	
																	336	H	Mississippi Val.	71	66	0206	
																	338	H	Grambling	73	69	0102	
																	340	A	Ark.-Pine Bluff	63	71	0107	
																	340	H	Ark.-Pine Bluff	77	65	0204	
																	351	A	Alabama A&M	57	55	0114	
																	351	H	Alabama A&M	97	89	0211	

Non-Div I Games:	Fort Valley St.	75	68
-------------------------	------------------------	-----------	-----------

Average RPI Win:

325

WON-LOST
RECORDWINNING
PCT. RANKSTRENGTH OF
SCHEDULEOPP. STRENGTH
OF SCHEDULETEAM
RPI

SOS w/in Conf

.26857

(11)

DIV. I ONLY		4- 20	339	320	333	344
DIV. I NON-CONF.		1- 12	339	95	118	307
RPI 1-50		RPI 51-100		RPI 101-200		RPI 201+
OVERALL	0- 2	0- 3	0- 5	4- 10	4- 20	
HOME	0- 0	0- 0	0- 1	2- 4	2- 5	
AWAY	0- 2	0- 3	0- 4	2- 5	2- 14	
NEUTRAL	0- 0	0- 0	0- 0	0- 1	0- 1	
NON-CONFERENCE	0- 2	0- 3	0- 4	1- 3	1- 12	
RPI 1-50		RPI 51-100		RPI 101-200		RPI 201+ Team's RPI: 344
RPI	S Opponent	Score	RPI	S Opponent	Score	RPI s Opponent Score
22	A Maryland	56 79 1207	57	A Michigan	58 76 1111	218 N Gardner-Webb 78 94 1119
27	A VCU	51 85 1227	59	A Georgetown	72 85 1127	243 A IUPUI 55 77 1118
			85	A Marquette	49 81 1114	249 A Columbia 48 66 0107
						275 H South Carolina St. 68 77 0130
						301 A Hampton 61 75 0211
						305 A UMES 74 66 0114
						314 H Savannah St. 70 73 0128
						318 H American 71 54 1203
						326 H Morgan St. 70 67 0213
						333 H Coppin St. 72 81 0116
						348 H Florida A&M 66 78 0104
						348 A Florida A&M 62 71 0204
						349 A Bethune-Cookman 67 71 0206
						350 A N.C. A&T 78 63 0121

H
o
w
a
r
d

Non-Div I Games: Shenandoah 77 66 Central Penn 67 60

S

o

u

t

h

e

r

n

U

t

a

h

Southern Utah				(OFFICIAL) Through Games Of Feb. 14, 2017				SOS w/in Conf							
Average RPI Win:		321	WON-LOST		WINNING		STRENGTH OF		OPP. STRENGTH		TEAM		.40576 (6)		
Average RPI Loss:		218	RECORD		PCT. RANK		SCHEDULE		OF SCHEDULE		RPI				
DIV. I ONLY			2- 22		349		292		329		345				
DIV. I NON-CONF.			0- 11		344		232		307		346				

		RPI 1-50		RPI 51-100		RPI 101-200		RPI 201+		TOTALS					
OVERALL		0- 0		0- 1		0- 8		2- 13		2- 22					
HOME		0- 0		0- 0		0- 1		0- 7		0- 8					
AWAY		0- 0		0- 1		0- 6		2- 5		2- 12					
NEUTRAL		0- 0		0- 0		0- 1		0- 1		0- 2					
NON-CONFERENCE		0- 0		0- 1		0- 4		0- 6		0- 11					

RPI 1-50				RPI 51-100				RPI 101-200				RPI 201+ Team's RPI: 345			
RPI	S	Opponent	Score	RPI	S	Opponent	Score	RPI	S	Opponent	Score	RPI	s	Opponent	Score
				70	A	Valparaiso	65 79 1111	133	A	Eastern Wash.	68 83 0121	205	N	Ball St.	83 94 1123
								139	A	San Jose St.	82 92 1221	208	H	Montana	55 70 0209
								141	A	Oakland	68 78 1203	220	H	UNLV	81 89 1130
								146	N	Coastal Caro.	68 83 1121	230	A	Idaho	67 79 0119
								176	A	Weber St.	74 90 0202	243	H	IUPUI	81 101 1217
								178	A	Loyola Marymount	68 75 1208	246	A	Saint Louis	76 88 1114
								191	A	North Dakota	65 95 0107	261	H	Portland St.	77 88 0114
								191	H	North Dakota	89 91 0126	264	H	Montana St.	78 83 0211
												284	A	Seattle U	75 89 1219
												303	H	Sacramento St.	83 88 0112
												307	A	Northern Colo.	78 76 0105
												307	H	Northern Colo.	71 89 0128
												329	A	Cal St. Fullerton	62 75 1210
												331	A	Idaho St.	68 94 0204
												335	A	Northern Ariz.	93 80 1231

s

o

u

t

h

e

r

n

U

t

a

h

Non-Div I Games:	Bethesda (CA)	108	92	LIFE Pacific	101	56
------------------	---------------	-----	----	--------------	-----	----

P
r
e
s
b
y
t
e
r
i
a
n

(OFFICIAL) Through Games Of Feb. 14, 2017									
Average RPI Win:		Presbyterian		WON-LOST		WINNING		STRENGTH OF	
Average RPI Loss:		249		RECORD		PCT. RANK		OPP. STRENGTH	
		197						OF SCHEDULE	
								TEAM	
								RPI	
								SOS w/in Conf	
								.3939 (10)	
DIV. I ONLY		3- 20		343		307		236	
DIV. I NON-CONF.		2- 7		289		229		109	
								346	
								295	
RPI 1-50		RPI 51-100		RPI 101-200		RPI 201+		TOTALS	
OVERALL	0- 1	1- 3		0- 5		2- 11		3- 20	
HOME	0- 0	1- 1		0- 1		2- 4		3- 6	
AWAY	0- 1	0- 2		0- 4		0- 7		0- 14	
NEUTRAL	0- 0	0- 0		0- 0		0- 0		0- 0	
NON-CONFERENCE	0- 1	1- 1		0- 3		1- 2		2- 7	
RPI 1-50					RPI 51-100				
RPI	S	Opponent	Score		RPI	S	Opponent	Score	
44	A	Tennessee	50 90	1206	63	A	Boise St.	56 82	1125
					67	H	UNC Asheville	47 73	0126
					82	A	Winthrop	52 75	0111
					89	H	Furman	73 71	1111
RPI 101-200					RPI 201+				
RPI	S	Opponent	Score		RPI	s	Opponent	Score	
104	A	William & Mary	59 89	1119	207	H	Radford	63 76	0107
122	A	UNCG	42 61	1114	218	A	Gardner-Webb	61 78	0121
175	H	Liberty	61 77	1229	221	A	High Point	44 77	0114
175	A	Liberty	51 71	0131	221	H	High Point	58 68	0209
193	A	USC Upstate	48 76	1213	233	A	East Carolina	56 76	1222
					266	A	Campbell	58 69	1231
					266	H	Campbell	57 70	0211
					293	A	The Citadel	83 97	1128
					320	H	VMI	77 67	1122
					321	H	Charleston So.	52 73	0119
					321	A	Charleston So.	65 71	0204
					339	A	Longwood	76 79	0104
					339	H	Longwood	71 62	0128

P
r
e
s
b
y
t
e
r
i
a
n

Non-Div I Games: Johnson & Wales (N 107 63 Coastal Ga. 90 48

S
t
.
F
r
a
n
c
i
s
B
r
o
o
k
l
y
n

Average RPI Win:		St. Francis Brooklyn		(OFFICIAL) Through Games Of Feb. 14, 2017		SOS w/in Conf	
Average RPI Loss:		314	WON-LOST	WINNING	STRENGTH OF	OPP. STRENGTH	TEAM
		229	RECORD	PCT. RANK	SCHEDULE	OF SCHEDULE	RPI
							.37147 (7)
DIV. I ONLY		3- 23	347	327	324	347	
DIV. I NON-CONF.		1- 11	333	286	233	343	
<hr/>							
RPI 1-50		RPI 51-100		RPI 101-200		RPI 201+	TOTALS
OVERALL	0- 1	0- 1		0- 5		3- 16	3- 23
HOME	0- 0	0- 0		0- 2		2- 6	2- 8
AWAY	0- 1	0- 1		0- 3		0- 8	0- 14
NEUTRAL	0- 0	0- 0		0- 0		1- 1	1- 1
NON-CONFERENCE	0- 1	0- 1		0- 4		1- 5	1- 11
<hr/>							
RPI 1-50				RPI 51-100		RPI 101-200	
RPI	S	Opponent	Score	RPI	S	Opponent	Score
14	A	Virginia	32 72 1115	68	A	Providence	48 64 1121
						RPI 101-200	
RPI	S	Opponent	Score	RPI	S	Opponent	Score
108	A	North Carolina St.	61 86 1113	242	A	LIU Brooklyn	58 63 0114
136	A	Canisius	81 91 1210	247	A	Wagner	64 66 0128
159	A	Albany (NY)	60 87 1217	254	H	Manhattan	54 61 1220
160	H	Saint Peter's	58 65 1223	255	A	Fairleigh Dickinson	40 57 0119
168	H	Mt. St. Mary's	47 55 0121	255	H	Fairleigh Dickinson	73 79 0126
						RPI 201+	
						Team's RPI: 347	
RPI	S	Opponent	Score	RPI	S	Opponent	Score
267	A	Robert Morris	58 62 0107	267	H	Robert Morris	54 78 0204
273	A	Brown	71 81 1130	273	A	Brown	71 81 1130
285	H	Bryant	80 77 1229	285	H	Bryant	80 77 1229
285	A	Bryant	69 80 0211	285	A	Bryant	69 80 0211
287	A	Saint Francis (PA)	56 81 0105	287	A	Saint Francis (PA)	56 81 0105
287	H	Saint Francis (PA)	61 78 0202	287	H	Saint Francis (PA)	61 78 0202
299	H	Sacred Heart	75 87 0112	299	H	Sacred Heart	75 87 0112
299	A	Sacred Heart	65 80 0209	299	A	Sacred Heart	65 80 0209
309	N	UTRGV	61 71 1126	309	N	UTRGV	61 71 1126
312	A	Army West Point	56 76 1203	312	A	Army West Point	56 76 1203
314	N	Savannah St.	97 91 1125	314	N	Savannah St.	97 91 1125
323	H	Lafayette	72 74 1205	323	H	Lafayette	72 74 1205
342	H	Central Conn. St.	86 77 1231	342	H	Central Conn. St.	86 77 1231

S
t
.
F
r
a
n
c
i
s
B
r
o
o
k
l
y
n

Non-Div I Games: Mt. St. Vincent 69 51

Florida
A
&
M

Average RPI Win:

318

WON-LOST
RECORDWINNING
PCT. RANKSTRENGTH OF
SCHEDULEOPP. STRENGTH
OF SCHEDULETEAM
RPI

SOS w/in Conf

Average RPI Loss:

250

.25245

(13)

DIV. I ONLY		3- 20	343	348	347	349							
DIV. I NON-CONF.		1- 11	333	292	326	347							
RPI 1-50		RPI 51-100		RPI 101-200		RPI 201+							
OVERALL	0- 0	0- 1		0- 4		3- 15							
HOME	0- 0	0- 0		0- 0		2- 6							
AWAY	0- 0	0- 1		0- 4		1- 8							
NEUTRAL	0- 0	0- 0		0- 0		0- 1							
NON-CONFERENCE	0- 0	0- 1		0- 4		1- 6							
RPI 1-50		RPI 51-100		RPI 101-200		RPI 201+							
RPI	S	Opponent	Score	RPI	S	Opponent	Score	RPI	S	Opponent	Score	Team's RPI:	
56	A	New Mexico St.	73 89	1120	112	A	UCF	41 71	1221	214	A	San Diego	91 96
					123	A	St. John's (NY)	53 100	1111	234	A	Cleveland St.	62 73
					161	A	UT Martin	72 97	1217	250	N	Nicholls St.	69 76
					167	A	Samford	65 93	1126	251	A	Norfolk St.	66 73
										262	H	Kennesaw St.	75 72
										275	A	South Carolina St.	74 78
										279	A	South Fla.	73 79
										295	H	Jacksonville	66 76
										305	H	UMES	79 82
										305	A	UMES	81 82
										314	A	Savannah St.	91 104
										325	H	Delaware St.	82 88
										326	H	Morgan St.	63 69
										333	H	Coppin St.	73 76
										333	A	Coppin St.	72 76
										337	H	Stetson	67 76
										344	H	Howard	71 67
										348	A	Florida A&M	82 76

Non-Div I Games:	Trinity (FL)	82	52	Florida Col.	81	79
------------------	--------------	----	----	--------------	----	----

DIV. I ONLY

DIV. I NON-CONF.

0- 24

0- 13

351

344

335

233

344

295

350

345

RPI 1-50

OVERALL

HOME

AWAY

NEUTRAL

NON-CONFERENCE

0- 1

0- 0

0- 1

0- 0

0- 1

RPI 51-100

0- 2

0- 1

0- 1

0- 0

0- 2

RPI 101-200

0- 3

0- 0

0- 3

0- 0

0- 2

RPI 201+

0- 18

0- 7

0- 11

0- 0

0- 8

TOTALS

0- 24

0- 8

0- 16

0- 0

0- 13

RPI 1-50

RPI

S

Opponent

Score

25

A

Notre Dame

53

107

1204

RPI 51-100

RPI

S

Opponent

Score

76

A

Georgia Tech

52

59

1228

RPI 51-100

RPI

S

Opponent

Score

92

H

North Dakota St.

67

85

1202

RPI 101-200

RPI

S

Opponent

Score

122

A

UNCG

66

86

1129

RPI 101-200

RPI

S

Opponent

Score

148

A

Massachusetts

59

65

1213

RPI 101-200

RPI

S

Opponent

Score

195

A

N.C. Central

59

82

0128

RPI 201+

RPI

s

Opponent

Score

206

H

Rider

59

60

1218

RPI 201+

RPI

s

Opponent

Score

223

A

Western Ky.

56

77

1122

RPI 201+

RPI

s

Opponent

Score

233

A

East Carolina

51

61

1114

RPI 201+

RPI

s

Opponent

Score

240

A

Pacific

57

66

1215

RPI 201+

RPI

s

Opponent

Score

246

A

Saint Louis

59

78

0204

RPI 201+

RPI

s

Opponent

Score

251

A

Norfolk St.

69

83

0130

RPI 201+

RPI

s

Opponent

Score

262

A

Kennesaw St.

60

68

1222

RPI 201+

RPI

s

Opponent

Score

275

H

South Carolina St.

65

72

0213

RPI 201+

RPI

s

Opponent

Score

295

H

Jacksonville

49

66

1126

RPI 201+

RPI

s

Opponent

Score

301

A

Hampton

53

68

0104

RPI 201+

RPI

s

Opponent

Score

305

H

UMES

88

99

0109

RPI 201+

RPI

s

Opponent

Score

325

H

Delaware St.

53

55

0107

RPI 201+

RPI

s

Opponent

Score

325

A

Delaware St.

65

82

0201

RPI 201+

RPI

s

Opponent

Score

326

A

Morgan St.

53

82

0116

RPI 201+

RPI

s

Opponent

Score

333

A

Coppin St.

73

75

0114

RPI 201+

RPI

s

Opponent

Score

338

A

Grambling

55

59

1117

RPI 201+

RPI

s

Opponent

Score

344

H

Howard

63

78

0121

RPI 201+

RPI

s

Opponent

Score

348

H

Florida A&M

77

83

0211

Team's RPI: 350

Non-Div I Games: Allen	86	78	Greensboro	67	50
------------------------	----	----	------------	----	----

DIV. I ONLY

DIV. I NON-CONF.

1- 22

0- 11

350

344

351

340

343

277

351

351

RPI 1-50

OVERALL

HOME

AWAY

NEUTRAL

NON-CONFERENCE

0- 0

0- 0

0- 0

0- 0

0- 0

RPI 51-100

0- 0

0- 0

0- 0

0- 0

0- 0

RPI 101-200

0- 4

0- 0

0- 4

0- 0

0- 3

RPI 201+

1- 18

0- 8

1- 10

0- 0

0- 8

TOTALS

1- 22

0- 8

1- 14

0- 0

0- 11

RPI 1-50

RPI S Opponent Score

RPI 51-100

RPI S Opponent Score

RPI 101-200

RPI S Opponent Score

RPI 201+

Team's RPI: 351

RPI s Opponent Score

119 A Texas Southern 47 92 0130

127 A Georgia St. 79 94 1214

174 A UAB 45 75 1129

194 A Troy 59 88 1210

203 A Missouri St. 62 96 1111

213 A Western Mich. 50 80 1229

226 A Murray St. 54 91 1126

236 A Bowling Green 61 74 1222

237 H Alcorn 70 81 0123

245 A Missouri 44 99 1113

263 A Tennessee Tech 61 95 1117

263 H Tennessee Tech 74 79 1203

297 H Southern U. 52 53 0121

302 H Jackson St. 51 63 0102

308 A Prairie View 65 70 0128

334 A Southern Miss. 55 63 1121

336 A Mississippi Val. 79 76 0107

336 H Mississippi Val. 66 68 0204

338 H Grambling 67 69 0104

340 A Ark.-Pine Bluff 65 81 0109

340 H Ark.-Pine Bluff 49 65 0206

343 H Alabama St. 55 57 0114

343 A Alabama St. 89 97 0211

Non-Div I Games: