

Average RPI Win:	271	WON-LOST	WINNING	LAST 10	STRENGTH OF	OPP. STRENGTH	TEAM	ADJ.	CONF.	ADJ CONF.
Average RPI Loss:	185	RECORD	PCT. RANK	GAMES	SCHEDULE	OF SCHEDULE	RPI	RPI	RPI	RPI
DIV. I ONLY	1- 19	339	0- 10	226	300	336	336	21	21	
DIV. I NON-CONF.	1- 10	324	1- 2	255	280	336	336	20	20	
TOTALS	RPI 1-25	RPI 26-50	W-L RECORDS	RPI 51-100	RPI 101-150	RPI 150+				
1- 19	0- 1	0- 0	OVERALL	0- 1	0- 6	1- 11				
1- 8	0- 0	0- 0	HOME	0- 0	0- 2	1- 6				
0- 10	0- 1	0- 0	AWAY	0- 0	0- 4	0- 5				
0- 1	0- 0	0- 0	NEUTRAL	0- 1	0- 0	0- 0				
1- 10	0- 1	0- 0	NON-CONFERENCE	0- 1	0- 1	1- 7				
1- 4	0- 0	0- 0	HOME	0- 0	0- 0	1- 4				
0- 5	0- 1	0- 0	AWAY	0- 0	0- 1	0- 3				
0- 1	0- 0	0- 0	NEUTRAL	0- 1	0- 0	0- 0				
0- 9	0- 0	0- 0	CONFERENCE	0- 0	0- 5	0- 4				
0- 4	0- 0	0- 0	HOME	0- 0	0- 2	0- 2				
0- 5	0- 0	0- 0	AWAY	0- 0	0- 3	0- 2				
0- 0	0- 0	0- 0	NEUTRAL	0- 0	0- 0	0- 0				

RPI 1-25				RPI 26-50				RPI 51-100				RPI 101+ Team's RPI: 336			
RPI	S	Opponent	Score	RPI	S	Opponent	Score	RPI	S	Opponent	Score	RPI	S	Opponent	Score
22	A	Colorado	48 75					88	N	Auburn	57 72	113	A	Texas	30 79
												126	A	Sam Houston St.	46 65
												126	H	Sam Houston St.	53 68
												131	A	Lamar	37 44
												141	H	Oral Roberts	41 58
												147	A	McNeese St.	39 68
												167	A	TCU	38 69
												184	H	Indiana	47 58
												186	H	Belmont	54 75
												193	A	Nicholls St.	53 70
												227	H	Stephen F. Austin	47 66
												230	H	Central Ark.	40 55
												246	A	UTSA	40 52
												271	H	Cornell	52 49
												276	H	Texas St.	51 69
												291	A	Southeastern La.	54 66
												315	A	Tex.-Pan American	65 77
												315	H	Tex.-Pan American	45 49
LAST 12 Division I GAMES:															
				126	H	Sam Houston St.	53 68					147	A	McNeese St.	39 68
				291	A	Southeastern La.	54 66					227	H	Stephen F. Austin	47 66
				193	A	Nicholls St.	53 70					126	A	Sam Houston St.	46 65
				230	H	Central Ark.	40 55					167	A	TCU	38 69
				141	H	Oral Roberts	41 58					271	H	Cornell	52 49
				131	A	Lamar	37 44					276	H	Texas St.	51 69

Non-Div I Games:

A&M-Corpus Christi

■ Loss,
 ■ Non-Conf, S Site,
 ■ Home
 ■ Away
 N Neutral

Average RPI Win: 274	WON-LOST	WINNING	LAST 10	STRENGTH OF	OPP. STRENGTH	TEAM	ADJ.	CONF.	ADJ CONF.
Average RPI Loss: 176	RECORD	PCT. RANK	GAMES	SCHEDULE	OF SCHEDULE	RPI	RPI	RPI	RPI
DIV. I ONLY	2- 18	333	1- 9	173	286	323	323	17	17
DIV. I NON-CONF.	1- 12	331	1- 4	183	326	328	328	17	17
TOTALS	RPI 1-25	RPI 26-50	W-L RECORDS	RPI 51-100	RPI 101-150	RPI 150+			
2- 18	0- 1	0- 0	OVERALL	0- 4	0- 1	2- 12			
2- 7	0- 0	0- 0	HOME	0- 2	0- 1	2- 4			
0- 10	0- 1	0- 0	AWAY	0- 2	0- 0	0- 7			
0- 1	0- 0	0- 0	NEUTRAL	0- 0	0- 0	0- 1			
1- 12	0- 1	0- 0	NON-CONFERENCE	0- 1	0- 1	1- 9			
1- 5	0- 0	0- 0	HOME	0- 1	0- 1	1- 3			
0- 6	0- 1	0- 0	AWAY	0- 0	0- 0	0- 5			
0- 1	0- 0	0- 0	NEUTRAL	0- 0	0- 0	0- 1			
1- 6	0- 0	0- 0	CONFERENCE	0- 3	0- 0	1- 3			
1- 2	0- 0	0- 0	HOME	0- 1	0- 0	1- 1			
0- 4	0- 0	0- 0	AWAY	0- 2	0- 0	0- 2			
0- 0	0- 0	0- 0	NEUTRAL	0- 0	0- 0	0- 0			

RPI 1-25			RPI 26-50			RPI 51-100			RPI 101+ Team's RPI: 323		
RPI	S	Opponent	Score	RPI	S	Opponent	Score	RPI	S	Opponent	Score
25	A	Iowa St.	35 83					51	A	San Diego St.	46 68
								67	H	Wyoming	48 86
								83	H	San Diego	43 74
								93	A	Fresno St.	47 60
								137	H	Navy	36 60
								151	A	Northern Colo.	44 68
								156	A	Idaho St.	51 83
								199	H	Army	68 72
								202	N	Penn	39 61
								207	A	Longwood	63 68
								212	A	Denver	73 77
								223	A	North Dakota	42 76
								242	H	Colorado St.	44 64
								260	A	Boise St.	65 66
								261	H	UNLV	81 69
								270	A	Nevada	54 67
								277	H	UMKC	58 66
								287	H	CSU Bakersfield	82 78
								313	H	Utah Valley	60 70
LAST 12 Division I GAMES:											
51	A	San Diego St.	46 68	270	A	Nevada	54 67				
93	A	Fresno St.	47 60	313	H	Utah Valley	60 70				
67	H	Wyoming	48 86	202	N	Penn	39 61				
260	A	Boise St.	65 66	25	A	Iowa St.	35 83				
242	H	Colorado St.	44 64	287	H	CSU Bakersfield	82 78				
261	H	UNLV	81 69	212	A	Denver	73 77				

Non-Div I Games:

Air Force

■ Loss,
 ■ Non-Conf,
 ■ S Site,
 ■ H Home
 ■ A Away
 N Neutral

Average RPI Win: 253	WON-LOST	WINNING	LAST 10	STRENGTH OF	OPP. STRENGTH	TEAM	ADJ.	CONF.	ADJ CONF.
Average RPI Loss: 103	RECORD	PCT. RANK	GAMES	SCHEDULE	OF SCHEDULE	RPI	RPI	RPI	RPI
DIV. I ONLY	13- 7	85	6- 4	296	161	140	140	18	18
DIV. I NON-CONF.	8- 4	84	2- 2	274	175	144	144	16	16
TOTALS	RPI 1-25	RPI 26-50	W-L RECORDS	RPI 51-100	RPI 101-150	RPI 150+			
13- 7	0- 1	0- 1	OVERALL	1- 2	0- 2	12- 1			
6- 3	0- 1	0- 1	HOME	1- 0	0- 1	5- 0			
7- 4	0- 0	0- 0	AWAY	0- 2	0- 1	7- 1			
0- 0	0- 0	0- 0	NEUTRAL	0- 0	0- 0	0- 0			
8- 4	0- 1	0- 0	NON-CONFERENCE	0- 1	0- 2	8- 0			
3- 2	0- 1	0- 0	HOME	0- 0	0- 1	3- 0			
5- 2	0- 0	0- 0	AWAY	0- 1	0- 1	5- 0			
0- 0	0- 0	0- 0	NEUTRAL	0- 0	0- 0	0- 0			
5- 3	0- 0	0- 1	CONFERENCE	1- 1	0- 0	4- 1			
3- 1	0- 0	0- 1	HOME	1- 0	0- 0	2- 0			
2- 2	0- 0	0- 0	AWAY	0- 1	0- 0	2- 1			
0- 0	0- 0	0- 0	NEUTRAL	0- 0	0- 0	0- 0			

RPI 1-25				RPI 26-50				RPI 51-100				RPI 101+ Team's RPI: 140			
RPI	S	Opponent	Score	RPI	S	Opponent	Score	RPI	S	Opponent	Score	RPI	S	Opponent	Score
20	H	Dayton	59 90	46	H	Toledo	65 77	54	A	Central Mich.	69 92	108	A	Saint Francis (PA)	73 74
								74	A	Youngstown St.	71 80	145	H	Wright St.	71 73
								86	H	Bowling Green	68 63	169	H	Cincinnati	67 54
												183	A	Providence	81 78
												194	A	Tennessee Tech	78 67
												245	H	Canisius	81 72
												253	H	Buffalo	75 57
												268	A	George Mason	65 49
												274	A	Western Mich.	77 84
												288	A	Northern Ill.	63 52
												296	H	Bryant	78 56
												298	A	Ohio	81 54
												331	H	Kent St.	93 58
												333	A	Saint Peter's	103 57
												339	A	Chicago St.	86 45
LAST 12 Division I GAMES:															
253	H	Buffalo	75 57	331	H	Kent St.	93 58								
86	H	Bowling Green	68 63	298	A	Ohio	81 54								
54	A	Central Mich.	69 92	339	A	Chicago St.	86 45								
46	H	Toledo	65 77	74	A	Youngstown St.	71 80								
274	A	Western Mich.	77 84	20	H	Dayton	59 90								
288	A	Northern Ill.	63 52	169	H	Cincinnati	67 54								

Non-Div I Games: Hiram 83 24

Akron

■ Loss,
 ■ Non-Conf, S Site,
 ■ Home
 ■ Away
 N Neutral

Alabama

Through Games Of Sunday, February 3, 2013

Average RPI Win:	223	WON-LOST	WINNING	LAST 10	STRENGTH OF	OPP. STRENGTH	TEAM	ADJ.	CONF.	ADJ CONF.
Average RPI Loss:	62	RECORD	PCT. RANK	GAMES	SCHEDULE	OF SCHEDULE	RPI	RPI	RPI	RPI
DIV. I ONLY	12- 10	139	3- 7	116	78	118	118	4	4	
DIV. I NON-CONF.	10- 3	50	3- 0	314	256	168	168	6	6	
TOTALS	RPI 1-25	RPI 26-50	W-L RECORDS	RPI 51-100	RPI 101-150	RPI 150+				
12- 10	0- 5	0- 2	OVERALL	2- 2	0- 0	10- 1				
6- 5	0- 2	0- 2	HOME	2- 0	0- 0	4- 1				
4- 5	0- 3	0- 0	AWAY	0- 2	0- 0	4- 0				
2- 0	0- 0	0- 0	NEUTRAL	0- 0	0- 0	2- 0				
10- 3	0- 0	0- 1	NON-CONFERENCE	1- 1	0- 0	9- 1				
5- 2	0- 0	0- 1	HOME	1- 0	0- 0	4- 1				
3- 1	0- 0	0- 0	AWAY	0- 1	0- 0	3- 0				
2- 0	0- 0	0- 0	NEUTRAL	0- 0	0- 0	2- 0				
2- 7	0- 5	0- 1	CONFERENCE	1- 1	0- 0	1- 0				
1- 3	0- 2	0- 1	HOME	1- 0	0- 0	0- 0				
1- 4	0- 3	0- 0	AWAY	0- 1	0- 0	1- 0				
0- 0	0- 0	0- 0	NEUTRAL	0- 0	0- 0	0- 0				

RPI S Opponent	Score	RPI S Opponent	Score	RPI S Opponent	Score	RPI S Opponent	Score	Team's RPI: 118
6 A Tennessee	69 96	34 H Vanderbilt	58 67	55 H Virginia	73 70	158 A Hawaii	44 43	
12 H Kentucky	70 87	47 H Chattanooga	58 72	65 A Florida	54 87	163 H North Texas	88 83	
13 A Texas A&M	52 91			88 H Auburn	61 51	169 N Cincinnati	58 47	
16 A Georgia	59 65			89 A Wisconsin	50 69	191 A Houston	83 74	
16 H Georgia	83 95					255 A Ole Miss	83 75	
						291 H Southeastern La.	97 62	
						312 A Troy	80 71	
						320 H Wofford	52 58	
						326 N LIU Brooklyn	80 58	
						330 H Ark.-Pine Bluff	79 60	
						341 H Jacksonville St.	80 43	
LAST 12 Division I GAMES:								
65 A Florida	54 87	16 H Georgia	83 95					
16 A Georgia	59 65	12 H Kentucky	70 87					
34 H Vanderbilt	58 67	13 A Texas A&M	52 91					
88 H Auburn	61 51	158 A Hawaii	44 43					
6 A Tennessee	69 96	326 N LIU Brooklyn	80 58					
255 A Ole Miss	83 75	169 N Cincinnati	58 47					

Non-Div I Games:

Alabama

■ Loss,
 ■ Non-Conf, S Site,
 ■ Home
 ■ Away
 N Neutral

Alabama Team				Through Games of Sunday, February 3, 1919						
Average RPI Win:	314	WON-LOST	WINNING	LAST 10	STRENGTH OF	OPP. STRENGTH	TEAM	ADJ.	CONF.	ADJ CONF.
Average RPI Loss:	185	RECORD	PCT. RANK	GAMES	SCHEDULE	OF SCHEDULE	RPI	RPI	RPI	RPI
DIV. I ONLY	5- 14	299	5- 5	265	320	306	306	31	31	
DIV. I NON-CONF.	0- 9	336	0- 2	44	173	287	287	31	31	

TOTALS	RPI 1-25		RPI 26-50	W-L RECORDS	RPI 51-100		RPI 101-150		RPI 150+	
5- 14	0- 1		0- 1	OVERALL	0- 1		0- 2		5- 9	
3- 5	0- 0		0- 0	HOME	0- 0		0- 0		3- 5	
2- 7	0- 0		0- 0	AWAY	0- 0		0- 0		2- 1	
0- 2	0- 1		0- 0	NEUTRAL	0- 0		0- 1		0- 0	
0- 9	0- 1		0- 1	NON-CONFERENCE	0- 1		0- 2		0- 4	
0- 2	0- 0		0- 0	HOME	0- 0		0- 0		0- 2	
0- 5	0- 0		0- 1	AWAY	0- 1		0- 1		0- 2	
0- 2	0- 1		0- 0	NEUTRAL	0- 0		0- 1		0- 0	
5- 5	0- 0		0- 0	CONFERENCE	0- 0		0- 0		5- 5	
3- 3	0- 0		0- 0	HOME	0- 0		0- 0		3- 3	
2- 2	0- 0		0- 0	AWAY	0- 0		0- 0		2- 2	
0- 0	0- 0		0- 0	NEUTRAL	0- 0		0- 0		0- 0	

RPI 1-25				RPI 26-50				RPI 51-100				RPI 101+				Team's RPI: 306	
RPI	S	Opponent	Score	RPI	S	Opponent	Score	RPI	S	Opponent	Score	RPI	S	Opponent	Score		
4	N	Notre Dame	39 100	33	A	Kansas	59 76	88	A	Auburn	44 93	128	A	Memphis	57 80		
												136	N	Old Dominion	46 75		
												161	H	UAB	53 72		
												187	A	Texas Southern	50 54		
												192	A	Murray St.	54 69		
												244	A	Prairie View	59 68		
												259	H	Southern U.	63 76		
												261	A	UNLV	62 67		
												265	A	Mississippi Val.	67 58		
												265	H	Mississippi Val.	45 51		
												303	H	Austin Peay	54 67		
												316	H	Jackson St.	66 48		
												321	H	Grambling	78 56		
												325	H	Alabama St.	67 69		
												330	A	Ark.-Pine Bluff	73 62		
												337	H	Alcorn	64 44		
LAST 12 Division I GAMES:																	
265	H	Mississippi Val.	45 51	330	A	Ark.-Pine Bluff	73 62										
244	A	Prairie View	59 68	265	A	Mississippi Val.	67 58										
187	A	Texas Southern	50 54	316	H	Jackson St.	66 48										
259	H	Southern U.	63 76	321	H	Grambling	78 56										
337	H	Alcorn	64 44	303	H	Austin Peay	54 67										
325	H	Alabama St.	67 69	136	N	Old Dominion	46 75										

Non-Div I Games:	Miles	62	51
------------------	-------	----	----

Alabama A&M

■ Loss, ■ Non-Conf, S Site, H Home A Away N Neutral

Average RPI Win:	322	WON-LOST	WINNING	LAST 10	STRENGTH OF	OPP. STRENGTH	TEAM	ADJ.	CONF.	ADJ CONF.
Average RPI Loss:	210	RECORD	PCT. RANK	GAMES	SCHEDULE	OF SCHEDULE	RPI	RPI	RPI	RPI
DIV. I ONLY	5- 14	299	5- 5	328	341	325	325	31	31	
DIV. I NON-CONF.	0- 9	336	0- 2	180	288	333	333	31	31	
TOTALS	RPI 1-25	RPI 26-50	W-L RECORDS	RPI 51-100	RPI 101-150	RPI 150+				
5- 14	0- 1	0- 0	OVERALL	0- 1	0- 1	5- 11				
4- 2	0- 0	0- 0	HOME	0- 0	0- 0	4- 2				
1- 10	0- 1	0- 0	AWAY	0- 1	0- 1	1- 7				
0- 2	0- 0	0- 0	NEUTRAL	0- 0	0- 0	0- 2				
0- 9	0- 1	0- 0	NON-CONFERENCE	0- 1	0- 1	0- 6				
0- 1	0- 0	0- 0	HOME	0- 0	0- 0	0- 1				
0- 6	0- 1	0- 0	AWAY	0- 1	0- 1	0- 3				
0- 2	0- 0	0- 0	NEUTRAL	0- 0	0- 0	0- 2				
5- 5	0- 0	0- 0	CONFERENCE	0- 0	0- 0	5- 5				
4- 1	0- 0	0- 0	HOME	0- 0	0- 0	4- 1				
1- 4	0- 0	0- 0	AWAY	0- 0	0- 0	1- 4				
0- 0	0- 0	0- 0	NEUTRAL	0- 0	0- 0	0- 0				

RPI 1-25				RPI 26-50				RPI 51-100				RPI 101+ Team's RPI: 325			
RPI	S	Opponent	Score	RPI	S	Opponent	Score	RPI	S	Opponent	Score	RPI	S	Opponent	Score
25	A	Iowa St.	47 86					88	A	Auburn	43 80	139	A	Mercer	55 65
												161	N	UAB	41 74
												187	A	Texas Southern	40 74
												193	H	Nicholls St.	46 57
												202	N	Penn	37 52
												225	A	Samford	19 49
												244	A	Prairie View	53 63
												259	H	Southern U.	44 57
												265	A	Mississippi Val.	63 67
												304	A	Savannah St.	48 60
												306	A	Alabama A&M	69 67
												312	A	Troy	88 90
												316	H	Jackson St.	76 62
												321	H	Grambling	68 60
												330	A	Ark.-Pine Bluff	63 68
												330	H	Ark.-Pine Bluff	66 63
												337	H	Alcorn	54 46
LAST 12 Division I GAMES:															
330	H	Ark.-Pine Bluff	66 63	265	A	Mississippi Val.	63 67								
187	A	Texas Southern	40 74	330	A	Ark.-Pine Bluff	63 68								
244	A	Prairie View	53 63	321	H	Grambling	68 60								
337	H	Alcorn	54 46	316	H	Jackson St.	76 62								
259	H	Southern U.	44 57	25	A	Iowa St.	47 86								
306	A	Alabama A&M	69 67	202	N	Penn	37 52								

Non-Div I Games: Mobile 72 55 Oakwood 105 30

Alabama St.

■ Loss,
 ■ Non-Conf,
 ■ S Site,
 ■ Home
 ■ A Away
 N Neutral

Albany (NY)

Through Games Of Sunday, February 3, 2013

Average RPI Win:	244	WON-LOST	WINNING	LAST 10	STRENGTH OF	OPP. STRENGTH	TEAM	ADJ.	CONF.	ADJ CONF.
Average RPI Loss:	81	RECORD	PCT. RANK	GAMES	SCHEDULE	OF SCHEDULE	RPI	RPI	RPI	RPI
DIV. I ONLY	18- 3	15	10- 0	315	252	94	94	23	23	
DIV. I NON-CONF.	9- 3	55	2- 1	285	245	121	121	25	25	
TOTALS	RPI 1-25	RPI 26-50	W-L RECORDS	RPI 51-100	RPI 101-150	RPI 150+				
18- 3	0- 0	0- 1	OVERALL	2- 1	0- 1	16- 0				
8- 1	0- 0	0- 0	HOME	1- 1	0- 0	7- 0				
9- 1	0- 0	0- 0	AWAY	1- 0	0- 0	8- 0				
1- 1	0- 0	0- 0	NEUTRAL	0- 0	0- 1	1- 0				
9- 3	0- 0	0- 1	NON-CONFERENCE	0- 1	0- 1	9- 0				
3- 1	0- 0	0- 0	HOME	0- 1	0- 0	3- 0				
5- 1	0- 0	0- 1	AWAY	0- 0	0- 0	5- 0				
1- 1	0- 0	0- 0	NEUTRAL	0- 0	0- 1	1- 0				
9- 0	0- 0	0- 0	CONFERENCE	2- 0	0- 0	7- 0				
5- 0	0- 0	0- 0	HOME	1- 0	0- 0	4- 0				
4- 0	0- 0	0- 0	AWAY	1- 0	0- 0	3- 0				
0- 0	0- 0	0- 0	NEUTRAL	0- 0	0- 0	0- 0				

RPI S	Opponent	Score	RPI S	Opponent	Score	RPI S	Opponent	Score	RPI S	Opponent	Score
35	A Michigan St.	67	61	A Boston U.	57 50	126	N Sam Houston St.	68 71			
			81	H Fordham	43 60	170	H Dartmouth	62 49			
			85	H Hartford	55 48	179	A La Salle	75 36			
						204	A Stony Brook	68 35			
						245	A Canisius	65 43			
						245	N Canisius	67 47			
						252	H New Hampshire	78 43			
						257	A Delaware St.	79 57			
						266	A Siena	65 48			
						274	A Western Mich.	68 54			
						286	H Vermont	59 32			
						289	H NJIT	76 41			
						305	A Binghamton	72 47			
						305	H Binghamton	69 41			
						310	A UMBC	87 33			
						326	H LIU Brooklyn	67 50			
						334	H Maine	71 39			
LAST 12 Division I GAMES:											
305	H Binghamton	69 41	334	H Maine	71 39						
204	A Stony Brook	68 35	305	A Binghamton	72 47						
286	H Vermont	59 32	310	A UMBC	87 33						
61	A Boston U.	57 50	245	N Canisius	67 47						
85	H Hartford	55 48	126	N Sam Houston St.	68 71						
252	H New Hampshire	78 43	257	A Delaware St.	79 57						

Non-Div I Games:

Albany (NY)

■ Loss,
 ■ Non-Conf, S Site,
 ■ Home
 ■ Away
 N Neutral

Average RPI Win: 321		WON-LOST	WINNING	LAST 10	STRENGTH OF	OPP. STRENGTH	TEAM	ADJ.	CONF.	ADJ CONF.
Average RPI Loss: 208		RECORD	PCT. RANK	GAMES	SCHEDULE	OF SCHEDULE	RPI	RPI	RPI	RPI
DIV. I ONLY		1- 18	338	1- 9	285	295	337	337	31	31
DIV. I NON-CONF.		0- 9	336	0- 2	68	49	290	290	31	31
TOTALS		RPI 1-25	RPI 26-50	W-L RECORDS	RPI 51-100	RPI 101-150	RPI 150+			
1- 18	0- 2		0- 1	OVERALL	0- 2	0- 0	1- 13			
0- 8	0- 0		0- 0	HOME	0- 0	0- 0	0- 8			
1- 10	0- 2		0- 1	AWAY	0- 2	0- 0	1- 5			
0- 0	0- 0		0- 0	NEUTRAL	0- 0	0- 0	0- 0			
0- 9	0- 2		0- 1	NON-CONFERENCE	0- 2	0- 0	0- 4			
0- 2	0- 0		0- 0	HOME	0- 0	0- 0	0- 2			
0- 7	0- 2		0- 1	AWAY	0- 2	0- 0	0- 2			
0- 0	0- 0		0- 0	NEUTRAL	0- 0	0- 0	0- 0			
1- 9	0- 0		0- 0	CONFERENCE	0- 0	0- 0	1- 9			
0- 6	0- 0		0- 0	HOME	0- 0	0- 0	0- 6			
1- 3	0- 0		0- 0	AWAY	0- 0	0- 0	1- 3			
0- 0	0- 0		0- 0	NEUTRAL	0- 0	0- 0	0- 0			

RPI 1-25					
RPI	S	Opponent	Score		
6	A	Tennessee	37	90	
12	A	Kentucky	23	90	

RPI 26-50					
RPI	S	Opponent	Score		
42	A	Miami (FL)	53	68	

RPI 51-100					
RPI	S	Opponent	Score		
56	A	SMU	46	76	
69	A	Georgia Tech	49	76	

RPI 101+					
RPI	S	Opponent	Score		
187	H	Texas Southern	45	61	
194	A	Tennessee Tech	57	74	
230	H	Central Ark.	39	47	
244	H	Prairie View	52	64	
259	H	Southern U.	53	64	
265	H	Mississippi Val.	61	65	
291	H	Southeastern La.	54	59	
293	A	Northwestern St.	50	55	
306	A	Alabama A&M	44	64	
316	A	Jackson St.	56	59	
316	H	Jackson St.	34	40	
321	A	Grambling	71	58	
325	A	Alabama St.	46	54	
330	H	Ark.-Pine Bluff	41	50	

Team's RPI: 337					
-----------------	--	--	--	--	--

LAST 12 Division I GAMES:					
316	H	Jackson St.	34	40	
259	H	Southern U.	53	64	
325	A	Alabama St.	46	54	
306	A	Alabama A&M	44	64	
330	H	Ark.-Pine Bluff	41	50	
265	H	Mississippi Val.	61	65	
321	A	Grambling	71	58	
316	A	Jackson St.	56	59	
187	H	Texas Southern	45	61	
244	H	Prairie View	52	64	
12	A	Kentucky	23	90	
291	H	Southeastern La.	54	59	

Non-Div I Games:

Alcorn

Loss, Non-Conf, S Site, H Home A Away N Neutral

Average RPI Win:	219	WON-LOST	WINNING	LAST 10	STRENGTH OF	OPP. STRENGTH	TEAM	ADJ.	CONF.	ADJ CONF.
Average RPI Loss:	151	RECORD	PCT. RANK	GAMES	SCHEDULE	OF SCHEDULE	RPI	RPI	RPI	RPI
DIV. I ONLY	12- 9	126	6- 4	137	262	105	105	16	16	
DIV. I NON-CONF.	7- 7	159	2- 3	155	255	147	147	19	19	
TOTALS	RPI 1-25	RPI 26-50	W-L RECORDS	RPI 51-100	RPI 101-150	RPI 150+				
12- 9	0- 1	0- 0	OVERALL	1- 3	0- 1	11- 4				
6- 2	0- 0	0- 0	HOME	0- 2	0- 0	6- 0				
6- 7	0- 1	0- 0	AWAY	1- 1	0- 1	5- 4				
0- 0	0- 0	0- 0	NEUTRAL	0- 0	0- 0	0- 0				
7- 7	0- 1	0- 0	NON-CONFERENCE	1- 3	0- 0	6- 3				
3- 2	0- 0	0- 0	HOME	0- 2	0- 0	3- 0				
4- 5	0- 1	0- 0	AWAY	1- 1	0- 0	3- 3				
0- 0	0- 0	0- 0	NEUTRAL	0- 0	0- 0	0- 0				
5- 2	0- 0	0- 0	CONFERENCE	0- 0	0- 1	5- 1				
3- 0	0- 0	0- 0	HOME	0- 0	0- 0	3- 0				
2- 2	0- 0	0- 0	AWAY	0- 0	0- 1	2- 1				
0- 0	0- 0	0- 0	NEUTRAL	0- 0	0- 0	0- 0				

RPI	S	Opponent	Score	RPI	S	Opponent	Score	RPI	S	Opponent	Score	RPI	S	Opponent	Score	Team's RPI: 105
8	A	Maryland	54 94					79	A	Drexel	58 52	137	A	Navy	42 61	
								81	H	Fordham	50 71	162	A	Elon	69 68	
								84	H	Hampton	58 61	172	A	Bucknell	66 58	
								91	A	James Madison	49 65	174	H	Holy Cross	67 62	
												181	H	George Washington	57 54	
												199	H	Army	45 42	
												208	A	Lafayette	47 49	
												214	A	Loyola Maryland	53 55	
												236	A	Lehigh	62 56	
												238	A	Mt. St. Mary's	48 46	
												263	A	Oakland	60 70	
												273	H	Colgate	54 45	
												274	A	Western Mich.	53 57	
												282	H	Coppin St.	70 54	
												310	H	UMBC	85 57	
												327	A	UMES	61 53	
LAST 12 Division I GAMES:																
208	A	Lafayette	47 49	273	H	Colgate	54 45									
172	A	Bucknell	66 58	84	H	Hampton	58 61									
199	H	Army	45 42	81	H	Fordham	50 71									
137	A	Navy	42 61	238	A	Mt. St. Mary's	48 46									
174	H	Holy Cross	67 62	79	A	Drexel	58 52									
236	A	Lehigh	62 56	91	A	James Madison	49 65									

Non-Div I Games:

American

■ Loss,
 ■ Non-Conf, S Site,
 ■ Home
 ■ Away
 N Neutral

Appalachian St.

Through Games Of Sunday, February 3, 2013

Average RPI Win:	266	WON-LOST	WINNING	LAST 10	STRENGTH OF	OPP. STRENGTH	TEAM	ADJ.	CONF.	ADJ CONF.
Average RPI Loss:	108	RECORD	PCT. RANK	GAMES	SCHEDULE	OF SCHEDULE	RPI	RPI	RPI	RPI
DIV. I ONLY	12- 5	65	6- 4	308	246	111	111	22	22	
DIV. I NON-CONF.	5- 2	70	1- 1	313	144	119	119	26	26	
TOTALS	RPI 1-25	RPI 26-50	W-L RECORDS	RPI 51-100	RPI 101-150	RPI 150+				
12- 5	0- 0	0- 2	OVERALL	0- 1	0- 1	12- 1				
5- 0	0- 0	0- 0	HOME	0- 0	0- 0	5- 0				
5- 5	0- 0	0- 2	AWAY	0- 1	0- 1	5- 1				
2- 0	0- 0	0- 0	NEUTRAL	0- 0	0- 0	2- 0				
5- 2	0- 0	0- 1	NON-CONFERENCE	0- 0	0- 1	5- 0				
1- 0	0- 0	0- 0	HOME	0- 0	0- 0	1- 0				
2- 2	0- 0	0- 1	AWAY	0- 0	0- 1	2- 0				
2- 0	0- 0	0- 0	NEUTRAL	0- 0	0- 0	2- 0				
7- 3	0- 0	0- 1	CONFERENCE	0- 1	0- 0	7- 1				
4- 0	0- 0	0- 0	HOME	0- 0	0- 0	4- 0				
3- 3	0- 0	0- 1	AWAY	0- 1	0- 0	3- 1				
0- 0	0- 0	0- 0	NEUTRAL	0- 0	0- 0	0- 0				

RPI 1-25				RPI 26-50				RPI 51-100				RPI 101+				Team's RPI: 111	
RPI	S	Opponent	Score	RPI	S	Opponent	Score	RPI	S	Opponent	Score	RPI	S	Opponent	Score		
				43	A	West Virginia	67 72	96	A	Davidson	49 65	130	A	Virginia Tech	68 71		
				47	A	Chattanooga	55 59					162	H	Elon	80 62		
												198	N	Campbell	69 54		
												203	A	Col. of Charleston	63 55		
												218	A	Furman	66 52		
												225	A	Samford	64 66		
												231	A	Xavier	77 73		
												237	A	East Tenn. St.	85 57		
												311	H	Ga. Southern	79 47		
												317	H	Western Caro.	77 46		
												320	A	Wofford	68 65		
												322	H	Gardner-Webb	84 43		
												329	H	UNC Greensboro	81 58		
												338	N	Norfolk St.	68 61		
LAST 12 Division I GAMES:																	
				162	H	Elon	80 62					317	H	Western Caro.	77 46		
				225	A	Samford	64 66					218	A	Furman	66 52		
				47	A	Chattanooga	55 59					96	A	Davidson	49 65		
				329	H	UNC Greensboro	81 58					43	A	West Virginia	67 72		
				203	A	Col. of Charleston	63 55					237	A	East Tenn. St.	85 57		
				320	A	Wofford	68 65					311	H	Ga. Southern	79 47		

Non-Div I Games: Lees-McRae 91 54

Appalachian St.

■ Loss,
 ■ Non-Conf, S Site,
 ■ Home
 ■ Away
 N Neutral

Average RPI Win:	198	WON-LOST	WINNING	LAST 10	STRENGTH OF	OPP. STRENGTH	TEAM	ADJ.	CONF.	ADJ CONF.
Average RPI Loss:	87	RECORD	PCT. RANK	GAMES	SCHEDULE	OF SCHEDULE	RPI	RPI	RPI	RPI
DIV. I ONLY	11- 10	152	3- 7	154	79	127	127	6	6	
DIV. I NON-CONF.	8- 3	61	2- 0	188	222	88	88	5	5	
TOTALS	RPI 1-25	RPI 26-50	W-L RECORDS	RPI 51-100	RPI 101-150	RPI 150+				
11- 10	0- 2	0- 0	OVERALL	1- 4	2- 2	8- 2				
4- 4	0- 0	0- 0	HOME	0- 2	1- 1	3- 1				
6- 5	0- 2	0- 0	AWAY	1- 1	1- 1	4- 1				
1- 1	0- 0	0- 0	NEUTRAL	0- 1	0- 0	1- 0				
8- 3	0- 0	0- 0	NON-CONFERENCE	0- 2	1- 0	7- 1				
3- 1	0- 0	0- 0	HOME	0- 1	1- 0	2- 0				
4- 1	0- 0	0- 0	AWAY	0- 0	0- 0	4- 1				
1- 1	0- 0	0- 0	NEUTRAL	0- 1	0- 0	1- 0				
3- 7	0- 2	0- 0	CONFERENCE	1- 2	1- 2	1- 1				
1- 3	0- 0	0- 0	HOME	0- 1	0- 1	1- 1				
2- 4	0- 2	0- 0	AWAY	1- 1	1- 1	0- 0				
0- 0	0- 0	0- 0	NEUTRAL	0- 0	0- 0	0- 0				

RPI 1-25				RPI 26-50				RPI 51-100				RPI 101+ Team's RPI: 127			
RPI	S	Opponent	Score	RPI	S	Opponent	Score	RPI	S	Opponent	Score	RPI	S	Opponent	Score
15	A	UCLA	57 73					52	A	Washington	65 76	110	H	Cal St. Northridge	53 46
22	A	Colorado	36 79					52	H	Washington	65 74	121	A	Southern California	57 74
								71	N	UTEP	53 64	122	A	Washington St.	71 65
								72	H	BYU	48 62	122	H	Washington St.	50 60
								97	A	Utah	62 58	163	A	North Texas	71 66
												165	A	Long Beach St.	61 71
												171	A	New Mexico	58 53
												180	H	Oregon St.	48 57
												187	N	Texas Southern	65 59
												207	H	Longwood	86 68
												248	H	Oregon	100 68
												261	A	UNLV	83 82
												287	A	CSU Bakersfield	71 50
												324	H	Weber St.	81 49
LAST 12 Division I GAMES:															
122	H	Washington St.	50 60	248	H	Oregon	100 68								
52	H	Washington	65 74	180	H	Oregon St.	48 57								
121	A	Southern California	57 74	52	A	Washington	65 76								
15	A	UCLA	57 73	122	A	Washington St.	71 65								
22	A	Colorado	36 79	207	H	Longwood	86 68								
97	A	Utah	62 58	324	H	Weber St.	81 49								

Non-Div I Games:

Arizona

Average RPI Win:	161	WON-LOST	WINNING	LAST 10	STRENGTH OF	OPP. STRENGTH	TEAM	ADJ.	CONF.	ADJ CONF.
Average RPI Loss:	67	RECORD	PCT. RANK	GAMES	SCHEDULE	OF SCHEDULE	RPI	RPI	RPI	RPI
DIV. I ONLY	11- 11	164	3- 7	96	32	114	114	6	6	
DIV. I NON-CONF.	8- 4	84	2- 0	81	40	71	71	5	5	
TOTALS	RPI 1-25	RPI 26-50	W-L RECORDS	RPI 51-100	RPI 101-150	RPI 150+				
11- 11	0- 3	0- 1	OVERALL	3- 4	2- 3	6- 0				
6- 4	0- 1	0- 1	HOME	1- 1	0- 1	5- 0				
3- 6	0- 2	0- 0	AWAY	1- 3	1- 1	1- 0				
2- 1	0- 0	0- 0	NEUTRAL	1- 0	1- 1	0- 0				
8- 4	0- 1	0- 1	NON-CONFERENCE	3- 1	1- 1	4- 0				
4- 2	0- 1	0- 1	HOME	1- 0	0- 0	3- 0				
2- 1	0- 0	0- 0	AWAY	1- 1	0- 0	1- 0				
2- 1	0- 0	0- 0	NEUTRAL	1- 0	1- 1	0- 0				
3- 7	0- 2	0- 0	CONFERENCE	0- 3	1- 2	2- 0				
2- 2	0- 0	0- 0	HOME	0- 1	0- 1	2- 0				
1- 5	0- 2	0- 0	AWAY	0- 2	1- 1	0- 0				
0- 0	0- 0	0- 0	NEUTRAL	0- 0	0- 0	0- 0				

RPI 1-25				RPI 26-50				RPI 51-100				RPI 101+ Team's RPI: 114			
RPI	S	Opponent	Score	RPI	S	Opponent	Score	RPI	S	Opponent	Score	RPI	S	Opponent	Score
15	A	UCLA	50 54	44	H	Texas Tech	49 61	52	A	Washington	74 77	115	N	North Carolina St.	68 72
20	H	Dayton	59 65					52	H	Washington	61 74	121	A	Southern California	60 53
22	A	Colorado	43 57					65	N	Florida	74 58	122	A	Washington St.	65 77
								71	A	UTEP	54 60	122	H	Washington St.	43 54
								83	H	San Diego	72 39	129	N	UNI	66 63
								97	A	Utah	46 66	156	H	Idaho St.	60 53
								98	A	Boston College	68 59	180	H	Oregon St.	66 55
												183	A	Providence	67 58
												207	H	Longwood	62 50
												248	H	Oregon	60 45
												305	H	Binghamton	60 35
LAST 12 Division I GAMES:															
52	H	Washington	61 74	180	H	Oregon St.	66 55								
122	H	Washington St.	43 54	248	H	Oregon	60 45								
15	A	UCLA	50 54	122	A	Washington St.	65 77								
121	A	Southern California	60 53	52	A	Washington	74 77								
97	A	Utah	46 66	156	H	Idaho St.	60 53								
22	A	Colorado	43 57	207	H	Longwood	62 50								

Non-Div I Games:

Arizona St.

 Loss,
 Non-Conf,
 S Site,
 H Home
 A Away
N Neutral

Average RPI Win:	319	WON-LOST	WINNING	LAST 10	STRENGTH OF	OPP. STRENGTH	TEAM	ADJ.	CONF.	ADJ CONF.
Average RPI Loss:	208	RECORD	PCT. RANK	GAMES	SCHEDULE	OF SCHEDULE	RPI	RPI	RPI	RPI
DIV. I ONLY	5- 13	295	3- 7	336	340	330	330	31	31	
DIV. I NON-CONF.	2- 6	287	2- 0	245	300	280	280	31	31	
TOTALS	RPI 1-25	RPI 26-50	W-L RECORDS	RPI 51-100	RPI 101-150	RPI 150+				
5- 13	0- 0	0- 0	OVERALL	0- 3	0- 1	5- 9				
3- 4	0- 0	0- 0	HOME	0- 0	0- 0	3- 4				
2- 9	0- 0	0- 0	AWAY	0- 0	0- 0	2- 0				
0- 0	0- 0	0- 0	NEUTRAL	0- 0	0- 0	0- 0				
2- 6	0- 0	0- 0	NON-CONFERENCE	0- 3	0- 1	2- 2				
1- 1	0- 0	0- 0	HOME	0- 0	0- 0	1- 1				
1- 5	0- 0	0- 0	AWAY	0- 3	0- 1	1- 1				
0- 0	0- 0	0- 0	NEUTRAL	0- 0	0- 0	0- 0				
3- 7	0- 0	0- 0	CONFERENCE	0- 0	0- 0	3- 7				
2- 3	0- 0	0- 0	HOME	0- 0	0- 0	2- 3				
1- 4	0- 0	0- 0	AWAY	0- 0	0- 0	1- 4				
0- 0	0- 0	0- 0	NEUTRAL	0- 0	0- 0	0- 0				

RPI S	Opponent	Score	RPI S	Opponent	Score	RPI S	Opponent	Score	RPI S	Opponent	Score	Team's RPI: 330
						59	A Kansas St.	55 89	118	A Alabama	60 79	
						68	A Wichita St.	43 81	161	A UAB	25 71	
						75	A Missouri	59 97	187	H Texas Southern	61 65	
									243	H Neb. Omaha	63 67	
									244	H Prairie View	57 50	
									259	A Southern U.	44 67	
									265	H Mississippi Val.	64 71	
									306	H Alabama A&M	62 73	
									316	A Jackson St.	59 70	
									321	A Grambling	62 67	
									325	A Alabama St.	63 66	
									325	H Alabama St.	68 63	
									337	A Alcorn	50 41	
									345	A New Orleans	63 54	
									345	H New Orleans	75 62	
LAST 12 Division I GAMES:												
325	A	Alabama St.	63	66	259	A	Southern U.	44	67			
316	A	Jackson St.	59	70	306	H	Alabama A&M	62	73			
321	A	Grambling	62	67	325	H	Alabama St.	68	63			
244	H	Prairie View	57	50	265	H	Mississippi Val.	64	71			
187	H	Texas Southern	61	65	345	A	New Orleans	63	54			
337	A	Alcorn	50	41	345	H	New Orleans	75	62			

Non-Div I Games: Philander Smith 67 48 LeMoyne-Owen 87 57

Ark.-Pine Bluff

■ Loss,
 ■ Non-Conf,
 ■ S Site,
 ■ Home
 ■ A Away
 N Neutral

Arkansas

Through Games Of Sunday, February 3, 2013

Average RPI Win:	196	WON-LOST	WINNING	LAST 10	STRENGTH OF	OPP. STRENGTH	TEAM	ADJ.	CONF.	ADJ CONF.
Average RPI Loss:	57	RECORD	PCT. RANK	GAMES	SCHEDULE	OF SCHEDULE	RPI	RPI	RPI	RPI
DIV. I ONLY	15- 7	75	4- 6	111	68	76	76	4	4	
DIV. I NON-CONF.	12- 1	4	3- 0	269	165	64	64	6	6	
TOTALS	RPI 1-25	RPI 26-50	W-L RECORDS	RPI 51-100	RPI 101-150	RPI 150+				
15- 7	0- 3	1- 2	OVERALL	2- 1	1- 0	11- 1				
8- 3	0- 3	1- 0	HOME	1- 0	0- 0	6- 0				
6- 3	0- 0	0- 1	AWAY	1- 1	1- 0	4- 1				
1- 1	0- 0	0- 1	NEUTRAL	0- 0	0- 0	1- 0				
12- 1	0- 0	1- 1	NON-CONFERENCE	0- 0	1- 0	10- 0				
7- 0	0- 0	1- 0	HOME	0- 0	0- 0	6- 0				
4- 0	0- 0	0- 0	AWAY	0- 0	1- 0	3- 0				
1- 1	0- 0	0- 1	NEUTRAL	0- 0	0- 0	1- 0				
3- 6	0- 3	0- 1	CONFERENCE	2- 1	0- 0	1- 1				
1- 3	0- 3	0- 0	HOME	1- 0	0- 0	0- 0				
2- 3	0- 0	0- 1	AWAY	1- 1	0- 0	1- 1				
0- 0	0- 0	0- 0	NEUTRAL	0- 0	0- 0	0- 0				

RPI 1-25				RPI 26-50				RPI 51-100				Team's RPI: 76		RPI 101+			
RPI	S	Opponent	Score	RPI	S	Opponent	Score	RPI	S	Opponent	Score			RPI	S	Opponent	Score
10	H	South Carolina	40 43	27	N	Oklahoma	70 73	53	H	LSU	63 54			141	A	Oral Roberts	80 57
13	H	Texas A&M	51 63	33	H	Kansas	64 56	75	A	Missouri	58 50			158	A	Hawaii	83 68
16	H	Georgia	53 57	34	A	Vanderbilt	58 78	88	A	Auburn	47 50			187	H	Texas Southern	72 50
														196	A	Tulsa	64 56
														210	A	Mississippi St.	44 47
														218	A	Furman	73 38
														220	H	Pepperdine	64 39
														248	N	Oregon	79 67
														255	A	Ole Miss	77 66
														265	H	Mississippi Val.	99 42
														282	H	Coppin St.	71 57
														293	H	Northwestern St.	80 41
														316	H	Jackson St.	97 58
LAST 12 Division I GAMES:																	
210	A	Mississippi St.	44 47	53	H	LSU	63 54	13	H	Texas A&M	51 63						
255	A	Ole Miss	77 66	88	A	Auburn	47 50	282	H	Coppin St.	71 57						
10	H	South Carolina	40 43	293	H	Northwestern St.	80 41	265	H	Mississippi Val.	99 42						
75	A	Missouri	58 50														
16	H	Georgia	53 57														
34	A	Vanderbilt	58 78														

Non-Div I Games:

Arkansas

■ Loss,
 ■ Non-Conf, S Site,
 ■ Home
 ■ Away
 N Neutral

Average RPI Win: 207		WON-LOST	WINNING	LAST 10	STRENGTH OF	OPP. STRENGTH	TEAM	ADJ.	CONF.	ADJ CONF.
Average RPI Loss: 132		RECORD	PCT. RANK	GAMES	SCHEDULE	OF SCHEDULE	RPI	RPI	RPI	RPI
DIV. I ONLY		12- 10	139	7- 3	156	160	155	155	12	12
DIV. I NON-CONF.		3- 6	242	1- 0	137	196	247	247	13	13
TOTALS	RPI 1-25	RPI 26-50		W-L RECORDS		RPI 51-100	RPI 101-150	RPI 150+		
12- 10	0- 0	0- 2		OVERALL		1- 1	3- 4	8- 3		
9- 4	0- 0	0- 1		HOME		1- 1	2- 0	6- 2		
3- 6	0- 0	0- 1		AWAY		0- 0	1- 4	2- 1		
0- 0	0- 0	0- 0		NEUTRAL		0- 0	0- 0	0- 0		
3- 6	0- 0	0- 1		NON-CONFERENCE		0- 1	0- 3	3- 1		
3- 2	0- 0	0- 0		HOME		0- 1	0- 0	3- 1		
0- 4	0- 0	0- 1		AWAY		0- 0	0- 3	0- 0		
0- 0	0- 0	0- 0		NEUTRAL		0- 0	0- 0	0- 0		
9- 4	0- 0	0- 1		CONFERENCE		1- 0	3- 1	5- 2		
6- 2	0- 0	0- 1		HOME		1- 0	2- 0	3- 1		
3- 2	0- 0	0- 0		AWAY		0- 0	1- 1	2- 1		
0- 0	0- 0	0- 0		NEUTRAL		0- 0	0- 0	0- 0		

RPI 1-25				RPI 26-50				RPI 51-100				RPI 101+ Team's RPI: 155			
RPI	S	Opponent	Score	RPI	S	Opponent	Score	RPI	S	Opponent	Score	RPI	S	Opponent	Score
				41	H	Middle Tenn.	70 72	68	H	Wichita St.	51 60	117	A	Missouri St.	60 83
				46	A	Toledo	34 56	82	H	Western Ky.	63 58	121	A	Southern California	58 72
												125	A	FIU	60 57
												125	H	FIU	49 43
												144	A	South Ala.	47 53
												144	H	South Ala.	72 61
												149	A	UT Martin	62 72
												163	H	North Texas	62 64
												193	H	Nicholls St.	66 58
												206	A	Fla. Atlantic	71 79
												206	H	Fla. Atlantic	74 56
												229	H	La.-Monroe	71 58
												230	H	Central Ark.	58 51
												262	H	Southeast Mo. St.	51 52
												267	A	La.-Lafayette	48 39
												267	H	La.-Lafayette	77 53
												303	H	Austin Peay	75 44
												312	A	Troy	87 74
LAST 12 Division I GAMES:															
				163	H	North Texas	62 64	125	H	FIU	49 43				
				144	H	South Ala.	72 61	82	H	Western Ky.	63 58				
				206	H	Fla. Atlantic	74 56	41	H	Middle Tenn.	70 72				
				312	A	Troy	87 74	144	A	South Ala.	47 53				
				229	H	La.-Monroe	71 58	267	H	La.-Lafayette	77 53				
				267	A	La.-Lafayette	48 39	193	H	Nicholls St.	66 58				

Non-Div I Games:

Arkansas St.

Loss, Non-Conf, S Site, H Home A Away N Neutral

Average RPI Win: 260	WON-LOST	WINNING	LAST 10	STRENGTH OF	OPP. STRENGTH	TEAM	ADJ.	CONF.	ADJ CONF.
Average RPI Loss: 211	RECORD	PCT. RANK	GAMES	SCHEDULE	OF SCHEDULE	RPI	RPI	RPI	RPI
DIV. I ONLY	15- 6	58	7- 3	338	287	199	199	16	16
DIV. I NON-CONF.	10- 4	70	2- 2	344	320	245	245	19	19
TOTALS	RPI 1-25	RPI 26-50	W-L RECORDS	RPI 51-100	RPI 101-150	RPI 150+			
15- 6	0- 0	0- 0	OVERALL	0- 0	1- 1	14- 5			
7- 3	0- 0	0- 0	HOME	0- 0	1- 0	6- 3			
8- 3	0- 0	0- 0	AWAY	0- 0	0- 1	8- 2			
0- 0	0- 0	0- 0	NEUTRAL	0- 0	0- 0	0- 0			
10- 4	0- 0	0- 0	NON-CONFERENCE	0- 0	0- 0	10- 4			
4- 2	0- 0	0- 0	HOME	0- 0	0- 0	4- 2			
6- 2	0- 0	0- 0	AWAY	0- 0	0- 0	6- 2			
0- 0	0- 0	0- 0	NEUTRAL	0- 0	0- 0	0- 0			
5- 2	0- 0	0- 0	CONFERENCE	0- 0	1- 1	4- 1			
3- 1	0- 0	0- 0	HOME	0- 0	1- 0	2- 1			
2- 1	0- 0	0- 0	AWAY	0- 0	0- 1	2- 0			
0- 0	0- 0	0- 0	NEUTRAL	0- 0	0- 0	0- 0			

RPI 1-25			RPI 26-50			RPI 51-100			RPI 101+			Team's RPI: 199
RPI	S	Opponent	Score	RPI	S	Opponent	Score	RPI	S	Opponent	Score	
								105	A	American	42	45
								137	H	Navy	53	42
								172	H	Bucknell	68	60
								174	H	Holy Cross	46	51
								202	H	Penn	58	53
								208	A	Lafayette	63	43
								209	H	Yale	53	47
								214	H	Loyola Maryland	47	53
								217	A	Rider	60	66
								234	A	Fairleigh Dickinson	57	52
								236	A	Lehigh	61	56
								264	H	St. Francis Brooklyn	47	59
								273	H	Colgate	51	48
								294	A	Brown	45	48
								296	H	Bryant	67	51
								308	A	Morgan St.	63	59
								318	A	Manhattan	54	49
								319	A	Wagner	65	62
								323	A	Air Force	72	68
								324	A	Weber St.	77	58
								343	H	Columbia	61	51
LAST 12 Division I GAMES:												
236	A	Lehigh	61	56	172	H	Bucknell	68	60			
174	H	Holy Cross	46	51	308	A	Morgan St.	63	59			
105	A	American	42	45	294	A	Brown	45	48			
273	H	Colgate	51	48	296	H	Bryant	67	51			
137	H	Navy	53	42	214	H	Loyola Maryland	47	53			
208	A	Lafayette	63	43	217	A	Rider	60	66			

Non-Div I Games: Merchant Marine 77 40

Army

■ Loss,
 ■ Non-Conf,
 ■ S Site,
 ■ H Home
 ■ A Away
 N Neutral

Average RPI Win: 210	WON-LOST	WINNING	LAST 10	STRENGTH OF	OPP. STRENGTH	TEAM	ADJ.	CONF.	ADJ CONF.
Average RPI Loss: 50	RECORD	PCT. RANK	GAMES	SCHEDULE	OF SCHEDULE	RPI	RPI	RPI	RPI
DIV. I ONLY	13- 9	117	3- 7	76	93	88	88	4	4
DIV. I NON-CONF.	11- 2	23	3- 0	244	269	81	81	6	6
TOTALS	RPI 1-25	RPI 26-50	W-L RECORDS	RPI 51-100	RPI 101-150	RPI 150+			
13- 9	0- 4	1- 0	OVERALL	2- 3	2- 2	8- 0			
9- 2	0- 1	1- 0	HOME	1- 1	2- 0	5- 0			
2- 6	0- 3	0- 0	AWAY	1- 1	0- 2	1- 0			
2- 1	0- 0	0- 0	NEUTRAL	0- 1	0- 0	2- 0			
11- 2	0- 0	1- 0	NON-CONFERENCE	1- 1	2- 1	7- 0			
7- 0	0- 0	1- 0	HOME	0- 0	2- 0	4- 0			
2- 1	0- 0	0- 0	AWAY	1- 0	0- 1	1- 0			
2- 1	0- 0	0- 0	NEUTRAL	0- 1	0- 0	2- 0			
2- 7	0- 4	0- 0	CONFERENCE	1- 2	0- 1	1- 0			
2- 2	0- 1	0- 0	HOME	1- 1	0- 0	1- 0			
0- 5	0- 3	0- 0	AWAY	0- 1	0- 1	0- 0			
0- 0	0- 0	0- 0	NEUTRAL	0- 0	0- 0	0- 0			

RPI 1-25				RPI 26-50				RPI 51-100				Team's RPI: 88				RPI 101+			
RPI	S	Opponent	Score	RPI	S	Opponent	Score	RPI	S	Opponent	Score	RPI	S	Opponent	Score	RPI	S	Opponent	Score
6	H	Tennessee	66 75	47	H	Chattanooga	53 40	51	N	San Diego St.	57 78	107	H	Temple	71 49				
10	A	South Carolina	51 59					53	H	LSU	55 59	115	A	North Carolina St.	71 85				
12	A	Kentucky	53 97					75	A	Missouri	76 82	118	A	Alabama	51 61				
13	A	Texas A&M	56 78					76	H	Arkansas	50 47	132	H	Hofstra	68 58				
								99	A	Tulane	70 65	181	A	George Washington	69 59				
												225	H	Samford	80 51				
												255	H	Ole Miss	76 52				
												306	H	Alabama A&M	93 44				
												309	H	Jacksonville	85 49				
												325	H	Alabama St.	80 43				
												334	N	Maine	71 41				
												336	N	A&M-Corpus Christi	72 57				
LAST 12 Division I GAMES:																			
10	A	South Carolina	51 59	255	H	Ole Miss	76 52	75	A	Missouri	76 82								
53	H	LSU	55 59	76	H	Arkansas	50 47	225	H	Samford	80 51								
118	A	Alabama	51 61	309	H	Jacksonville	85 49	47	H	Chattanooga	53 40								
12	A	Kentucky	53 97																
6	H	Tennessee	66 75																
13	A	Texas A&M	56 78																

Non-Div I Games:

Auburn

■ Loss,
 ■ Non-Conf, S Site,
 ■ Home
 ■ Away
 N Neutral

Average RPI Win:	304	WON-LOST	WINNING	LAST 10	STRENGTH OF	OPP. STRENGTH	TEAM	ADJ.	CONF.	ADJ CONF.
Average RPI Loss:	172	RECORD	PCT. RANK	GAMES	SCHEDULE	OF SCHEDULE	RPI	RPI	RPI	RPI
DIV. I ONLY	5- 15	303	2- 8	257	271	303	303	27	27	
DIV. I NON-CONF.	4- 7	229	2- 1	223	248	246	246	27	27	
TOTALS	RPI 1-25	RPI 26-50	W-L RECORDS	RPI 51-100	RPI 101-150	RPI 150+				
5- 15	0- 1	0- 2	OVERALL	0- 0	0- 2	5- 10				
3- 5	0- 1	0- 0	HOME	0- 0	0- 1	3- 3				
2- 9	0- 0	0- 2	AWAY	0- 0	0- 1	2- 6				
0- 1	0- 0	0- 0	NEUTRAL	0- 0	0- 0	0- 1				
4- 7	0- 1	0- 2	NON-CONFERENCE	0- 0	0- 0	4- 4				
3- 1	0- 1	0- 0	HOME	0- 0	0- 0	3- 0				
1- 5	0- 0	0- 2	AWAY	0- 0	0- 0	1- 3				
0- 1	0- 0	0- 0	NEUTRAL	0- 0	0- 0	0- 1				
1- 8	0- 0	0- 0	CONFERENCE	0- 0	0- 2	1- 6				
0- 4	0- 0	0- 0	HOME	0- 0	0- 1	0- 3				
1- 4	0- 0	0- 0	AWAY	0- 0	0- 1	1- 3				
0- 0	0- 0	0- 0	NEUTRAL	0- 0	0- 0	0- 0				

RPI 1-25				RPI 26-50				RPI 51-100				RPI 101+ Team's RPI: 303			
RPI	S	Opponent	Score	RPI	S	Opponent	Score	RPI	S	Opponent	Score	RPI	S	Opponent	Score
23	H	Louisville	52 90	34	A	Vanderbilt	36 67					133	H	Eastern Ill.	43 68
				41	A	Middle Tenn.	56 70					149	A	UT Martin	57 84
												155	A	Arkansas St.	44 75
												161	A	UAB	54 72
												192	A	Murray St.	61 65
												192	H	Murray St.	72 77
												194	A	Tennessee Tech	51 73
												205	H	SIU Edwardsville	49 54
												232	H	Ball St.	79 66
												246	A	UTSA	67 69
												262	A	Southeast Mo. St.	57 71
												292	H	Morehead St.	71 77
												295	N	William & Mary	76 88
												305	H	Binghamton	71 67
												306	A	Alabama A&M	67 54
												335	H	Lipscomb	69 42
												341	A	Jacksonville St.	78 71
LAST 12 Division I GAMES:															
192	A	Murray St.	61 65	192	H	Murray St.	72 77								
341	A	Jacksonville St.	78 71	149	A	UT Martin	57 84								
194	A	Tennessee Tech	51 73	262	A	Southeast Mo. St.	57 71								
205	H	SIU Edwardsville	49 54	306	A	Alabama A&M	67 54								
133	H	Eastern Ill.	43 68	335	H	Lipscomb	69 42								
292	H	Morehead St.	71 77	155	A	Arkansas St.	44 75								

Non-Div I Games: St. Catharine 84 62

Austin Peay

■ Loss,
 ■ Non-Conf, S Site,
 ■ Home
 ■ Away
 N Neutral

Average RPI Win:	162	WON-LOST	WINNING	LAST 10	STRENGTH OF	OPP. STRENGTH	TEAM	ADJ.	CONF.	ADJ CONF.
Average RPI Loss:	95	RECORD	PCT. RANK	GAMES	SCHEDULE	OF SCHEDULE	RPI	RPI	RPI	RPI
DIV. I ONLY	14- 6	67	7- 2	187	54	72	72	7	7	
DIV. I NON-CONF.	8- 4	84	3- 0	236	46	97	97	7	7	
TOTALS	RPI 1-25	RPI 26-50	W-L RECORDS	RPI 51-100	RPI 101-150	RPI 150+				
14- 6	0- 0	1- 2	OVERALL	2- 2	2- 1	9- 1				
9- 0	0- 0	1- 0	HOME	0- 0	0- 0	8- 0				
5- 5	0- 0	0- 1	AWAY	2- 2	2- 1	1- 1				
0- 1	0- 0	0- 1	NEUTRAL	0- 0	0- 0	0- 0				
8- 4	0- 0	0- 1	NON-CONFERENCE	1- 2	1- 1	6- 0				
5- 0	0- 0	0- 0	HOME	0- 0	0- 0	5- 0				
3- 3	0- 0	0- 0	AWAY	1- 2	1- 1	1- 0				
0- 1	0- 0	0- 1	NEUTRAL	0- 0	0- 0	0- 0				
6- 2	0- 0	1- 1	CONFERENCE	1- 0	1- 0	3- 1				
4- 0	0- 0	1- 0	HOME	0- 0	0- 0	3- 0				
2- 2	0- 0	0- 1	AWAY	1- 0	1- 0	0- 1				
0- 0	0- 0	0- 0	NEUTRAL	0- 0	0- 0	0- 0				

RPI 1-25			RPI 26-50			RPI 51-100			Team's RPI: 72			RPI 101+			
RPI	S	Opponent	Score	RPI	S	Opponent	Score	RPI	S	Opponent	Score	RPI	S	Opponent	Score
29	N	Creighton	62 65	83	A	San Diego	57 54	119	A	Santa Clara	65 48				
37	H	St. Mary's (CA)	66 58	95	A	Harvard	65 71	122	A	Washington St.	52 67				
50	A	Gonzaga	59 74	97	A	Utah	53 48	127	A	Arizona	62 48				
				98	A	Boston College	56 62	157	H	UC Santa Barbara	67 39				
								166	H	Utah St.	81 77				
								170	A	Dartmouth	58 57				
								178	A	San Francisco	56 65				
								178	H	San Francisco	80 58				
								182	H	Seattle	70 62				
								196	H	Tulsa	70 48				
								213	H	Loyola Marymount	72 53				
								220	H	Pepperdine	68 42				
								324	H	Weber St.	80 55				
LAST 12 Division I GAMES:															
119	A	Santa Clara	65 48	83	A	San Diego	57 54								
37	H	St. Mary's (CA)	66 58	178	H	San Francisco	80 58								
178	A	San Francisco	56 65	182	H	Seattle	70 62								
213	H	Loyola Marymount	72 53	157	H	UC Santa Barbara	67 39								
50	A	Gonzaga	59 74	196	H	Tulsa	70 48								
220	H	Pepperdine	68 42	97	A	Utah	53 48								

Non-Div I Games: Western N.M. 72 31

BYU

■ Loss,
 ■ Non-Conf, S Site,
 ■ Home
 ■ Away
 N Neutral

Average RPI Win:	251	WON-LOST	WINNING	LAST 10	STRENGTH OF	OPP. STRENGTH	TEAM	ADJ.	CONF.	ADJ CONF.
Average RPI Loss:	166	RECORD	PCT. RANK	GAMES	SCHEDULE	OF SCHEDULE	RPI	RPI	RPI	RPI
DIV. I ONLY	10- 11	174	7- 3	291	237	232	232	18	18	
DIV. I NON-CONF.	3- 10	296	0- 4	195	283	293	293	16	16	
TOTALS	RPI 1-25	RPI 26-50	W-L RECORDS	RPI 51-100	RPI 101-150	RPI 150+				
10- 11	0- 0	0- 0	OVERALL	0- 3	2- 2	8- 6				
5- 4	0- 0	0- 0	HOME	0- 1	2- 1	3- 2				
5- 7	0- 0	0- 0	AWAY	0- 2	0- 1	5- 4				
0- 0	0- 0	0- 0	NEUTRAL	0- 0	0- 0	0- 0				
3- 10	0- 0	0- 0	NON-CONFERENCE	0- 2	1- 2	2- 6				
2- 4	0- 0	0- 0	HOME	0- 1	1- 1	1- 2				
1- 6	0- 0	0- 0	AWAY	0- 1	0- 1	1- 4				
0- 0	0- 0	0- 0	NEUTRAL	0- 0	0- 0	0- 0				
7- 1	0- 0	0- 0	CONFERENCE	0- 1	1- 0	6- 0				
3- 0	0- 0	0- 0	HOME	0- 0	1- 0	2- 0				
4- 1	0- 0	0- 0	AWAY	0- 1	0- 0	4- 0				
0- 0	0- 0	0- 0	NEUTRAL	0- 0	0- 0	0- 0				

RPI 1-25				RPI 26-50				RPI 51-100				RPI 101+				Team's RPI: 232	
RPI	S	Opponent	Score	RPI	S	Opponent	Score	RPI	S	Opponent	Score	RPI	S	Opponent	Score		
								67	H	Wyoming	61	64	103	H	Butler	62	70
								86	A	Bowling Green	42	73	106	A	Stetson	66	78
								92	A	Illinois St.	56	71	112	H	Detroit	73	64
													134	H	Miami (OH)	62	59
													173	H	Evansville	45	54
													192	A	Murray St.	53	63
													216	A	Valparaiso	53	58
													222	A	Eastern Mich.	56	41
													239	H	Northern Ky.	67	69
													249	A	Marshall	45	70
													253	A	Buffalo	69	55
													274	A	Western Mich.	73	50
													280	H	IPFW	53	46
													288	A	Northern Ill.	57	51
													298	H	Ohio	77	46
													303	A	Austin Peay	66	79
													314	A	Bethune-Cookman	61	56
													331	H	Kent St.	59	44
LAST 12 Division I GAMES:																	
				222	A	Eastern Mich.	56	41					288	A	Northern Ill.	57	51
				274	A	Western Mich.	73	50					134	H	Miami (OH)	62	59
				298	H	Ohio	77	46					216	A	Valparaiso	53	58
				253	A	Buffalo	69	55					67	H	Wyoming	61	64
				331	H	Kent St.	59	44					92	A	Illinois St.	56	71
				86	A	Bowling Green	42	73					239	H	Northern Ky.	67	69

Non-Div I Games:

Ball St.

■ Loss,
 ■ Non-Conf,
 ■ S Site,
 ■ H Home
 ■ A Away
 N Neutral

Average RPI Win:	80	WON-LOST	WINNING	LAST 10	STRENGTH OF	OPP. STRENGTH	TEAM	ADJ.	CONF.	ADJ CONF.
Average RPI Loss:	3	RECORD	PCT. RANK	GAMES	SCHEDULE	OF SCHEDULE	RPI	RPI	RPI	RPI
DIV. I ONLY	20- 1	1	10- 0	1	6	1	1	1	1	1
DIV. I NON-CONF.	10- 1	16	2- 0	3	12	3	3	1	1	1
TOTALS	RPI 1-25	RPI 26-50	W-L RECORDS	RPI 51-100	RPI 101-150	RPI 150+				
20- 1	5- 1	6- 0	OVERALL	2- 0	4- 0	3- 0				
10- 0	3- 0	3- 0	HOME	1- 0	2- 0	1- 0				
9- 0	2- 0	3- 0	AWAY	1- 0	1- 0	2- 0				
1- 1	0- 1	0- 0	NEUTRAL	0- 0	1- 0	0- 0				
10- 1	3- 1	0- 0	NON-CONFERENCE	1- 0	4- 0	2- 0				
6- 0	2- 0	0- 0	HOME	1- 0	2- 0	1- 0				
3- 0	1- 0	0- 0	AWAY	0- 0	1- 0	1- 0				
1- 1	0- 1	0- 0	NEUTRAL	0- 0	1- 0	0- 0				
10- 0	2- 0	6- 0	CONFERENCE	1- 0	0- 0	1- 0				
4- 0	1- 0	3- 0	HOME	0- 0	0- 0	0- 0				
6- 0	1- 0	3- 0	AWAY	1- 0	0- 0	1- 0				
0- 0	0- 0	0- 0	NEUTRAL	0- 0	0- 0	0- 0				

RPI	S	Opponent	Score	RPI	S	Opponent	Score	RPI	S	Opponent	Score	RPI	S	Opponent	Score
3	N	Stanford	69 71	27	H	Oklahoma	82 65	59	A	Kansas St.	90 69	116	A	Rice	89 49
4	A	Notre Dame	73 61	33	A	Kansas	82 60	80	H	Liberty	92 60	131	H	Lamar	80 34
6	H	Tennessee	76 53	40	A	Oklahoma St.	81 62					141	H	Oral Roberts	94 56
12	H	Kentucky	85 51	40	H	Oklahoma St.	83 49					149	N	UT Martin	82 67
25	A	Iowa St.	66 51	43	H	West Virginia	76 58					158	A	Hawaii	77 42
25	H	Iowa St.	67 39	44	A	Texas Tech	90 60					167	A	TCU	74 35
												291	H	Southeastern La.	106 41
LAST 12 Division I GAMES:															
40	A	Oklahoma St.	81 62	33	A	Kansas	82 60								
44	A	Texas Tech	90 60	25	H	Iowa St.	67 39								
27	H	Oklahoma	82 65	40	H	Oklahoma St.	83 49								
25	A	Iowa St.	66 51	167	A	TCU	74 35								
43	H	West Virginia	76 58	291	H	Southeastern La.	106 41								
59	A	Kansas St.	90 69	6	H	Tennessee	76 53								

Non-Div I Games:

Baylor

Average RPI Win: 248		WON-LOST	WINNING	LAST 10	STRENGTH OF	OPP. STRENGTH	TEAM	ADJ.	CONF.	ADJ CONF.
Average RPI Loss: 161		RECORD	PCT. RANK	GAMES	SCHEDULE	OF SCHEDULE	RPI	RPI	RPI	RPI
DIV. I ONLY		13- 10	129	7- 3	280	243	186	186	27	27
DIV. I NON-CONF.		5- 7	211	0- 1	293	208	238	238	27	27
TOTALS	RPI 1-25		RPI 26-50		W-L RECORDS		RPI 51-100		RPI 101-150	RPI 150+
13- 10	0- 1		0- 1		OVERALL		0- 0		1- 2	12- 6
7- 3	0- 0		0- 1		HOME		0- 0		1- 1	6- 1
6- 7	0- 1		0- 0		AWAY		0- 0		0- 1	6- 5
0- 0	0- 0		0- 0		NEUTRAL		0- 0		0- 0	0- 0
5- 7	0- 1		0- 1		NON-CONFERENCE		0- 0		0- 2	5- 3
2- 2	0- 0		0- 1		HOME		0- 0		0- 1	2- 0
3- 5	0- 1		0- 0		AWAY		0- 0		0- 1	3- 3
0- 0	0- 0		0- 0		NEUTRAL		0- 0		0- 0	0- 0
8- 3	0- 0		0- 0		CONFERENCE		0- 0		1- 0	7- 3
5- 1	0- 0		0- 0		HOME		0- 0		1- 0	4- 1
3- 2	0- 0		0- 0		AWAY		0- 0		0- 0	3- 2
0- 0	0- 0		0- 0		NEUTRAL		0- 0		0- 0	0- 0

RPI 1-25				RPI 26-50				RPI 51-100				RPI 101+ Team's RPI: 186			
RPI	S	Opponent	Score	RPI	S	Opponent	Score	RPI	S	Opponent	Score	RPI	S	Opponent	Score
16	A	Georgia	38 70	47	H	Chattanooga	54 84					138	A	Indiana St.	34 48
												142	H	IUPUI	53 61
												149	H	UT Martin	58 56
												169	A	Cincinnati	54 68
												175	A	Eastern Ky.	51 55
												175	H	Eastern Ky.	65 49
												184	A	Indiana	58 54
												192	A	Murray St.	59 50
												194	A	Tennessee Tech	52 58
												194	H	Tennessee Tech	62 67
												205	H	SIU Edwardsville	66 52
												219	H	Georgia St.	85 62
												224	H	Tennessee St.	66 54
												255	A	Ole Miss	48 63
												262	H	Southeast Mo. St.	71 58
												276	A	Texas St.	76 82
												292	A	Morehead St.	88 45
												305	H	Binghamton	66 47
												335	A	Lipscomb	70 54
												336	A	A&M-Corpus Christi	75 54
												341	A	Jacksonville St.	68 62
LAST 12 Division I GAMES:															
194	H	Tennessee Tech	62 67	149	H	UT Martin	58 56								
292	A	Morehead St.	88 45	341	A	Jacksonville St.	68 62								
175	A	Eastern Ky.	51 55	194	A	Tennessee Tech	52 58								
175	H	Eastern Ky.	65 49	262	H	Southeast Mo. St.	71 58								
224	H	Tennessee St.	66 54	205	H	SIU Edwardsville	66 52								
192	A	Murray St.	59 50	169	A	Cincinnati	54 68								

Non-Div I Games:

Belmont

■ Loss, ■ Non-Conf, S Site, H Home A Away N Neutral

Average RPI Win: 283				WON-LOST	WINNING	LAST 10	STRENGTH OF		OPP. STRENGTH	TEAM	ADJ.	CONF.	ADJ CONF.
Average RPI Loss: 224				RECORD	PCT. RANK	GAMES	SCHEDULE	OF SCHEDULE	RPI	RPI	RPI	RPI	
DIV. I ONLY				8- 10	203	5- 5	343	321	314	314	30	30	
DIV. I NON-CONF.				3- 7	264	2- 2	341	315	330	330	30	30	
TOTALS				RPI 1-25	RPI 26-50	W-L RECORDS	RPI 51-100	RPI 101-150	RPI 150+				
8- 10				0- 0	0- 0	OVERALL	0- 0	0- 2	8- 8				
5- 3				0- 0	0- 0	HOME	0- 0	0- 0	5- 3				
1- 7				0- 0	0- 0	AWAY	0- 0	0- 2	1- 5				
2- 0				0- 0	0- 0	NEUTRAL	0- 0	0- 0	2- 0				
3- 7				0- 0	0- 0	NON-CONFERENCE	0- 0	0- 1	3- 6				
1- 2				0- 0	0- 0	HOME	0- 0	0- 0	1- 2				
0- 5				0- 0	0- 0	AWAY	0- 0	0- 1	0- 4				
2- 0				0- 0	0- 0	NEUTRAL	0- 0	0- 0	2- 0				
5- 3				0- 0	0- 0	CONFERENCE	0- 0	0- 1	5- 2				
4- 1				0- 0	0- 0	HOME	0- 0	0- 0	4- 1				
1- 2				0- 0	0- 0	AWAY	0- 0	0- 1	1- 1				
0- 0				0- 0	0- 0	NEUTRAL	0- 0	0- 0	0- 0				

RPI 1-25				RPI 26-50				RPI 51-100				RPI 101+ Team's RPI: 314			
RPI	S	Opponent	Score	RPI	S	Opponent	Score	RPI	S	Opponent	Score	RPI	S	Opponent	Score
												106	A	Stetson	52 66
												143	A	South Carolina St.	39 58
												154	H	N.C. A&T	69 64
												160	A	UCF	43 64
												174	H	Holy Cross	54 63
												206	H	Fla. Atlantic	71 61
												232	H	Ball St.	56 61
												247	A	North Florida	55 56
												257	H	Delaware St.	57 62
												279	A	Florida A&M	60 76
												279	H	Florida A&M	59 49
												304	A	Savannah St.	50 41
												309	A	Jacksonville	54 68
												311	N	Ga. Southern	59 48
												327	H	UMES	55 54
												331	A	Kent St.	55 73
												340	N	UNC Asheville	74 57
												342	H	N.C. Central	55 32
LAST 12 Division I GAMES:															
				279	H	Florida A&M	59 49	154	H	N.C. A&T	69 64				
				327	H	UMES	55 54	279	A	Florida A&M	60 76				
				257	H	Delaware St.	57 62	331	A	Kent St.	55 73				
				304	A	Savannah St.	50 41	174	H	Holy Cross	54 63				
				143	A	South Carolina St.	39 58	311	N	Ga. Southern	59 48				
				342	H	N.C. Central	55 32	340	N	UNC Asheville	74 57				

Non-Div I Games:	Edward Waters	88	46	Trinity Baptist	84	41
------------------	---------------	----	----	-----------------	----	----

Bethune-Cookman

■ Loss, ■ Non-Conf, S Site, H Home A Away N Neutral

Binghamton

Through Games Of Sunday, February 3, 2013

Average RPI Win:	246	WON-LOST	WINNING	LAST 10	STRENGTH OF	OPP. STRENGTH	TEAM	ADJ.	CONF.	ADJ CONF.
Average RPI Loss:	199	RECORD	PCT. RANK	GAMES	SCHEDULE	OF SCHEDULE	RPI	RPI	RPI	RPI
DIV. I ONLY	4- 18	321	3- 7	209	318	305	305	23	23	
DIV. I NON-CONF.	1- 12	331	0- 3	275	313	334	334	25	25	
TOTALS	RPI 1-25	RPI 26-50	W-L RECORDS	RPI 51-100	RPI 101-150	RPI 150+				
4- 18	0- 0	0- 1	OVERALL	1- 3	0- 1	3- 13				
1- 7	0- 0	0- 0	HOME	1- 1	0- 0	0- 6				
3- 9	0- 0	0- 1	AWAY	0- 2	0- 1	3- 5				
0- 2	0- 0	0- 0	NEUTRAL	0- 0	0- 0	0- 2				
1- 12	0- 0	0- 1	NON-CONFERENCE	0- 0	0- 1	1- 10				
0- 4	0- 0	0- 0	HOME	0- 0	0- 0	0- 4				
1- 6	0- 0	0- 1	AWAY	0- 0	0- 1	1- 4				
0- 2	0- 0	0- 0	NEUTRAL	0- 0	0- 0	0- 2				
3- 6	0- 0	0- 0	CONFERENCE	1- 3	0- 0	2- 3				
1- 3	0- 0	0- 0	HOME	1- 1	0- 0	0- 2				
2- 3	0- 0	0- 0	AWAY	0- 2	0- 0	2- 1				
0- 0	0- 0	0- 0	NEUTRAL	0- 0	0- 0	0- 0				

RPI S	Opponent	Score	RPI S	Opponent	Score	RPI S	Opponent	Score	RPI S	Opponent	Score	Team's RPI: 305
36	A Syracuse	45 68	61	A Boston U.	52 57	114	A Arizona St.	35 60				
			85	H Hartford	46 44	186	A Belmont	47 66				
			94	A Albany (NY)	41 69	200	A St. Bonaventure	34 61				
			94	H Albany (NY)	47 72	204	A Stony Brook	34 56				
						234	N Fairleigh Dickinson	41 54				
						236	A Lehigh	37 67				
						240	H Niagara	57 63				
						245	H Canisius	48 61				
						252	H New Hampshire	52 60				
						253	A Buffalo	65 60				
						261	N UNLV	56 58				
						266	H Siena	44 62				
						271	H Cornell	56 60				
						286	H Vermont	56 61				
						303	A Austin Peay	67 71				
						310	A UMBC	66 57				
						334	A Maine	67 65				
LAST 12 Division I GAMES:												
94	A Albany (NY)	41 69	204	A Stony Brook	34 56							
310	A UMBC	66 57	94	H Albany (NY)	47 72							
252	H New Hampshire	52 60	85	H Hartford	46 44							
334	A Maine	67 65	234	N Fairleigh Dickinson	41 54							
286	H Vermont	56 61	236	A Lehigh	37 67							
61	A Boston U.	52 57	36	A Syracuse	45 68							

Non-Div I Games:

Binghamton

Loss, Non-Conf, S Site, H Home A Away N Neutral

Average RPI Win:	257	WON-LOST	WINNING	LAST 10	STRENGTH OF	OPP. STRENGTH	TEAM	ADJ.	CONF.	ADJ CONF.
Average RPI Loss:	151	RECORD	PCT. RANK	GAMES	SCHEDULE	OF SCHEDULE	RPI	RPI	RPI	RPI
DIV. I ONLY	8- 10	203	4- 5	295	204	260	260	17	17	
DIV. I NON-CONF.	5- 6	187	1- 2	268	234	241	241	17	17	
TOTALS	RPI 1-25	RPI 26-50	W-L RECORDS	RPI 51-100	RPI 101-150	RPI 150+				
8- 10	0- 0	0- 1	OVERALL	1- 3	0- 0	7- 6				
5- 4	0- 0	0- 0	HOME	1- 1	0- 0	4- 3				
2- 5	0- 0	0- 1	AWAY	0- 1	0- 0	2- 3				
1- 1	0- 0	0- 0	NEUTRAL	0- 1	0- 0	1- 0				
5- 6	0- 0	0- 1	NON-CONFERENCE	0- 2	0- 0	5- 3				
2- 3	0- 0	0- 0	HOME	0- 1	0- 0	2- 2				
2- 2	0- 0	0- 1	AWAY	0- 0	0- 0	2- 1				
1- 1	0- 0	0- 0	NEUTRAL	0- 1	0- 0	1- 0				
3- 4	0- 0	0- 0	CONFERENCE	1- 1	0- 0	2- 3				
3- 1	0- 0	0- 0	HOME	1- 0	0- 0	2- 1				
0- 3	0- 0	0- 0	AWAY	0- 1	0- 0	0- 2				
0- 0	0- 0	0- 0	NEUTRAL	0- 0	0- 0	0- 0				

RPI 1-25				RPI 26-50				RPI 51-100				RPI 101+				Team's RPI: 260	
RPI	S	Opponent	Score	RPI	S	Opponent	Score	RPI	S	Opponent	Score	RPI	S	Opponent	Score		
				36	A	Syracuse	48 87	67	H	Wyoming	70 68	156	H	Idaho St.	55 64		
								83	N	San Diego	70 77	171	A	New Mexico	53 58		
								87	H	Eastern Wash.	63 74	178	A	San Francisco	61 75		
								93	A	Fresno St.	57 70	201	H	Portland	49 73		
												221	H	South Dakota	52 50		
												242	H	Colorado St.	56 57		
												258	H	North Dakota St.	80 61		
												261	A	UNLV	61 75		
												270	H	Nevada	67 58		
												277	N	UMKC	71 64		
												313	A	Utah Valley	80 63		
												323	H	Air Force	66 65		
												324	A	Weber St.	70 56		
LAST 12 Division I GAMES:																	
				261	A	UNLV	61 75	67	H	Wyoming	70 68						
				242	H	Colorado St.	56 57	36	A	Syracuse	48 87						
				270	H	Nevada	67 58	221	H	South Dakota	52 50						
				93	A	Fresno St.	57 70	201	H	Portland	49 73						
				323	H	Air Force	66 65	87	H	Eastern Wash.	63 74						
				171	A	New Mexico	53 58	277	N	UMKC	71 64						

Non-Div I Games: Col. of Idaho 61 47 Carroll (MT) 76 64

Boise St.

Boston College

Through Games Of Sunday, February 3, 2013

Average RPI Win:	159	WON-LOST	WINNING	LAST 10	STRENGTH OF	OPP. STRENGTH	TEAM	ADJ.	CONF.	ADJ CONF.
Average RPI Loss:	62	RECORD	PCT. RANK	GAMES	SCHEDULE	OF SCHEDULE	RPI	RPI	RPI	RPI
DIV. I ONLY	9- 12	206	3- 7	21	67	98	98	5	5	
DIV. I NON-CONF.	6- 5	146	1- 1	65	192	118	118	4	4	
TOTALS	RPI 1-25	RPI 26-50	W-L RECORDS	RPI 51-100	RPI 101-150	RPI 150+				
9- 12	0- 5	1- 0	OVERALL	1- 4	2- 2	5- 1				
5- 5	0- 2	1- 0	HOME	1- 1	1- 1	2- 1				
3- 6	0- 3	0- 0	AWAY	0- 3	1- 0	2- 0				
1- 1	0- 0	0- 0	NEUTRAL	0- 0	0- 1	1- 0				
6- 5	0- 0	1- 0	NON-CONFERENCE	1- 3	0- 2	4- 0				
4- 2	0- 0	1- 0	HOME	1- 1	0- 1	2- 0				
1- 2	0- 0	0- 0	AWAY	0- 2	0- 0	1- 0				
1- 1	0- 0	0- 0	NEUTRAL	0- 0	0- 1	1- 0				
3- 7	0- 5	0- 0	CONFERENCE	0- 1	2- 0	1- 1				
1- 3	0- 2	0- 0	HOME	0- 0	1- 0	0- 1				
2- 4	0- 3	0- 0	AWAY	0- 1	1- 0	1- 0				
0- 0	0- 0	0- 0	NEUTRAL	0- 0	0- 0	0- 0				

RPI 1-25				RPI 26-50				RPI 51-100				Team's RPI: 98	RPI 101+			
RPI	S	Opponent	Score	RPI	S	Opponent	Score	RPI	S	Opponent	Score		RPI	S	Opponent	Score
8	A	Maryland	62 85	48	H	Rutgers	58 56	55	A	Virginia	57 69		114	H	Arizona St.	59 68
11	A	Duke	56 80					61	A	Boston U.	46 52		115	H	North Carolina St.	81 69
11	H	Duke	53 90					72	H	BYU	62 56		124	N	Sacred Heart	48 54
18	A	Florida St.	70 76					84	A	Hampton	57 60		130	A	Virginia Tech	53 46
18	H	Florida St.	57 67					90	H	Northwestern	63 67		152	A	Clemson	66 43
													153	H	Wake Forest	87 92
													174	A	Holy Cross	71 52
													201	N	Portland	68 40
													252	H	New Hampshire	64 59
													286	H	Vermont	80 43
LAST 12 Division I GAMES:																
8	A	Maryland	62 85	152	A	Clemson	66 43									
115	H	North Carolina St.	81 69	130	A	Virginia Tech	53 46									
11	A	Duke	56 80	11	H	Duke	53 90									
55	A	Virginia	57 69	84	A	Hampton	57 60									
153	H	Wake Forest	87 92	18	A	Florida St.	70 76									
18	H	Florida St.	57 67	286	H	Vermont	80 43									

Non-Div I Games:

Boston College

Loss, Non-Conf, S Site, H Home A Away N Neutral

Average RPI Win: 196		WON-LOST	WINNING	LAST 10	STRENGTH OF	OPP. STRENGTH	TEAM	ADJ.	CONF.	ADJ CONF.
Average RPI Loss: 75		RECORD	PCT. RANK	GAMES	SCHEDULE	OF SCHEDULE	RPI	RPI	RPI	RPI
DIV. I ONLY		18- 4	25	9- 1	185	117	61	61	23	23
DIV. I NON-CONF.		10- 3	50	3- 0	169	23	59	59	25	25
TOTALS	RPI 1-25	RPI 26-50		W-L RECORDS		RPI 51-100	RPI 101-150	RPI 150+		
18- 4	0- 0	1- 2		OVERALL		5- 1	1- 1	11- 0		
8- 2	0- 0	0- 1		HOME		4- 1	1- 0	3- 0		
9- 2	0- 0	1- 1		AWAY		1- 0	0- 1	7- 0		
1- 0	0- 0	0- 0		NEUTRAL		0- 0	0- 0	1- 0		
10- 3	0- 0	1- 2		NON-CONFERENCE		3- 0	1- 1	5- 0		
5- 1	0- 0	0- 1		HOME		3- 0	1- 0	1- 0		
4- 2	0- 0	1- 1		AWAY		0- 0	0- 1	3- 0		
1- 0	0- 0	0- 0		NEUTRAL		0- 0	0- 0	1- 0		
8- 1	0- 0	0- 0		CONFERENCE		2- 1	0- 0	6- 0		
3- 1	0- 0	0- 0		HOME		1- 1	0- 0	2- 0		
5- 0	0- 0	0- 0		AWAY		1- 0	0- 0	4- 0		
0- 0	0- 0	0- 0		NEUTRAL		0- 0	0- 0	0- 0		

RPI 1-25				RPI 26-50				RPI 51-100				Team's RPI: 61				RPI 101+			
RPI	S	Opponent	Score	RPI	S	Opponent	Score	RPI	S	Opponent	Score	RPI	S	Opponent	Score	RPI	S	Opponent	Score
				39	A	Michigan	58 67	57	H	St. John's (NY)	66 49	102	H	Richmond	70 61				
				43	H	West Virginia	57 60	85	A	Hartford	45 39	123	A	Northeastern	62 73				
				49	A	Marist	62 56	85	H	Hartford	42 40	204	A	Stony Brook	72 61				
								94	H	Albany (NY)	50 57	222	A	Eastern Mich.	66 55				
								95	H	Harvard	68 61	234	N	Fairleigh Dickinson	68 42				
								98	H	Boston College	52 46	236	A	Lehigh	72 44				
												252	A	New Hampshire	55 53				
												284	H	Massachusetts	73 50				
												286	H	Vermont	58 30				
												290	A	Rhode Island	54 29				
												305	H	Binghamton	57 52				
												310	A	UMBC	63 49				
												334	A	Maine	85 54				
LAST 12 Division I GAMES:																			
				85	H	Hartford	42 40	286	H	Vermont	58 30								
				310	A	UMBC	63 49	85	A	Hartford	45 39								
				94	H	Albany (NY)	50 57	204	A	Stony Brook	72 61								
				252	A	New Hampshire	55 53	236	A	Lehigh	72 44								
				334	A	Maine	85 54	234	N	Fairleigh Dickinson	68 42								
				305	H	Binghamton	57 52	95	H	Harvard	68 61								

Non-Div I Games:

Boston U.

Loss, Non-Conf, S Site, H Home A Away N Neutral

Bowling Green

Through Games Of Sunday, February 3, 2013

Average RPI Win: 188	WON-LOST	WINNING	LAST 10	STRENGTH OF	OPP. STRENGTH	TEAM	ADJ.	CONF.	ADJ CONF.
Average RPI Loss: 87	RECORD	PCT. RANK	GAMES	SCHEDULE	OF SCHEDULE	RPI	RPI	RPI	RPI
DIV. I ONLY	13- 7	85	6- 4	98	121	86	86	18	18
DIV. I NON-CONF.	8- 4	84	3- 1	85	51	66	66	16	16
TOTALS	RPI 1-25	RPI 26-50	W-L RECORDS	RPI 51-100	RPI 101-150	RPI 150+			
13- 7	1- 2	0- 1	OVERALL	3- 0	1- 3	8- 1			
7- 4	1- 0	0- 1	HOME	2- 0	1- 2	3- 1			
6- 2	0- 1	0- 0	AWAY	1- 0	0- 1	5- 0			
0- 1	0- 1	0- 0	NEUTRAL	0- 0	0- 0	0- 0			
8- 4	1- 2	0- 0	NON-CONFERENCE	2- 0	1- 1	4- 1			
4- 2	1- 0	0- 0	HOME	1- 0	1- 1	1- 1			
4- 1	0- 1	0- 0	AWAY	1- 0	0- 0	3- 0			
0- 1	0- 1	0- 0	NEUTRAL	0- 0	0- 0	0- 0			
5- 3	0- 0	0- 1	CONFERENCE	1- 0	0- 2	4- 0			
3- 2	0- 0	0- 1	HOME	1- 0	0- 1	2- 0			
2- 1	0- 0	0- 0	AWAY	0- 0	0- 1	2- 0			
0- 0	0- 0	0- 0	NEUTRAL	0- 0	0- 0	0- 0			

RPI 1-25				RPI 26-50				RPI 51-100				RPI 101+			
RPI	S	Opponent	Score	RPI	S	Opponent	Score	RPI	S	Opponent	Score	RPI	S	Opponent	Score
9	A	Purdue	45 59	46	H	Toledo	38 48	54	H	Central Mich.	84 59	103	H	Butler	67 47
14	N	Villanova	42 53					67	H	Wyoming	79 69	107	H	Temple	56 70
20	H	Dayton	65 40					90	A	Northwestern	60 37	134	H	Miami (OH)	54 57
												140	A	Akron	63 68
												160	H	UCF	56 59
												222	A	Eastern Mich.	61 47
												232	H	Ball St.	73 42
												240	A	Niagara	79 74
												242	H	Colorado St.	71 49
												261	A	UNLV	64 54
												284	A	Massachusetts	64 61
												298	A	Ohio	67 41
												331	H	Kent St.	69 33
LAST 12 Division I GAMES:															
54	H	Central Mich.	84 59	46	H	Toledo	38 48	331	H	Kent St.	69 33	160	H	UCF	56 59
140	A	Akron	63 68					20	H	Dayton	65 40	284	A	Massachusetts	64 61
222	A	Eastern Mich.	61 47					67	H	Wyoming	79 69				
134	H	Miami (OH)	54 57												
298	A	Ohio	67 41												
232	H	Ball St.	73 42												

Non-Div I Games: Madonna 68 57

Bowling Green

■ Loss,
 ■ Non-Conf,
 ■ S Site,
 ■ H Home
 ■ A Away
 N Neutral

Average RPI Win:	201	WON-LOST	WINNING	LAST 10	STRENGTH OF	OPP. STRENGTH	TEAM	ADJ.	CONF.	ADJ CONF.
Average RPI Loss:	132	RECORD	PCT. RANK	GAMES	SCHEDULE	OF SCHEDULE	RPI	RPI	RPI	RPI
DIV. I ONLY	9- 11	196	3- 7	152	142	190	190	10	10	
DIV. I NON-CONF.	6- 5	146	1- 2	176	211	138	138	9	9	
TOTALS	RPI 1-25	RPI 26-50	W-L RECORDS	RPI 51-100	RPI 101-150	RPI 150+				
9- 11	0- 0	0- 1	OVERALL	1- 5	3- 2	5- 3				
6- 3	0- 0	0- 0	HOME	0- 2	2- 1	4- 0				
3- 7	0- 0	0- 1	AWAY	1- 2	1- 1	1- 3				
0- 1	0- 0	0- 0	NEUTRAL	0- 1	0- 0	0- 0				
6- 5	0- 0	0- 0	NON-CONFERENCE	1- 3	2- 0	3- 2				
3- 1	0- 0	0- 0	HOME	0- 1	1- 0	2- 0				
3- 3	0- 0	0- 0	AWAY	1- 1	1- 0	1- 2				
0- 1	0- 0	0- 0	NEUTRAL	0- 1	0- 0	0- 0				
3- 6	0- 0	0- 1	CONFERENCE	0- 2	1- 2	2- 1				
3- 2	0- 0	0- 0	HOME	0- 1	1- 1	2- 0				
0- 4	0- 0	0- 1	AWAY	0- 1	0- 1	0- 1				
0- 0	0- 0	0- 0	NEUTRAL	0- 0	0- 0	0- 0				

RPI S	Opponent	Score	RPI S	Opponent	Score	RPI S	Opponent	Score	RPI S	Opponent	Score	Team's RPI: 190
29	A Creighton	67 79	54	H Central Mich.	58 73	117	H Missouri St.	80 79	129	H UNI	72 77	
			57	A Illinois	83 77	133	A Eastern Ill.	66 65	138	A Indiana St.	54 55	
			62	A South Fla.	50 60	150	H Winthrop	80 64	173	H Evansville	78 52	
			68	H Wichita St.	58 62	250	A Milwaukee	112 116	251	A Western Ill.	81 92	
			92	A Illinois St.	65 81	281	A Drake	62 66	285	H Ill.-Chicago	66 52	
			99	N Tulane	69 74	288	H Northern Ill.	67 58	301	H Southern Ill.	90 48	
						302	A Northern Ariz.	95 83				
LAST 12 Division I GAMES:												
301	H Southern Ill.	90 48	68	H Wichita St.	58 62							
173	H Evansville	78 52	92	A Illinois St.	65 81							
29	A Creighton	67 79	138	A Indiana St.	54 55							
281	A Drake	62 66	251	A Western Ill.	81 92							
129	H UNI	72 77	285	H Ill.-Chicago	66 52							
117	H Missouri St.	80 79	250	A Milwaukee	112 116							

Non-Div I Games:

Bradley

Average RPI Win:	271	WON-LOST	WINNING	LAST 10	STRENGTH OF	OPP. STRENGTH	TEAM	ADJ.	CONF.	ADJ CONF.
Average RPI Loss:	183	RECORD	PCT. RANK	GAMES	SCHEDULE	OF SCHEDULE	RPI	RPI	RPI	RPI
DIV. I ONLY	7- 11	227	4- 6	324	220	294	294	19	19	
DIV. I NON-CONF.	6- 8	204	4- 4	298	303	264	264	18	18	
TOTALS	RPI 1-25	RPI 26-50	W-L RECORDS	RPI 51-100	RPI 101-150	RPI 150+				
7- 11	0- 1	0- 0	OVERALL	0- 1	0- 0	7- 9				
4- 5	0- 0	0- 0	HOME	0- 1	0- 0	4- 4				
2- 6	0- 1	0- 0	AWAY	0- 0	0- 0	2- 5				
1- 0	0- 0	0- 0	NEUTRAL	0- 0	0- 0	1- 0				
6- 8	0- 1	0- 0	NON-CONFERENCE	0- 0	0- 0	6- 7				
4- 2	0- 0	0- 0	HOME	0- 0	0- 0	4- 2				
1- 6	0- 1	0- 0	AWAY	0- 0	0- 0	1- 5				
1- 0	0- 0	0- 0	NEUTRAL	0- 0	0- 0	1- 0				
1- 3	0- 0	0- 0	CONFERENCE	0- 1	0- 0	1- 2				
0- 3	0- 0	0- 0	HOME	0- 1	0- 0	0- 2				
1- 0	0- 0	0- 0	AWAY	0- 0	0- 0	1- 0				
0- 0	0- 0	0- 0	NEUTRAL	0- 0	0- 0	0- 0				

RPI	S	Opponent	Score	RPI	S	Opponent	Score	RPI	S	Opponent	Score	RPI	S	Opponent	Score	Team's RPI: 294
8	A	Maryland	36 76					95	H	Harvard	58 68	159	A	Fairfield	34 49	
												170	H	Dartmouth	41 49	
												174	A	Holy Cross	66 83	
												195	A	Pittsburgh	57 58	
												199	H	Army	48 45	
												208	A	Lafayette	32 56	
												209	A	Yale	68 67	
												209	H	Yale	47 59	
												217	H	Rider	47 57	
												252	H	New Hampshire	50 43	
												286	A	Vermont	56 66	
												289	H	NJIT	53 51	
												290	A	Rhode Island	55 51	
												296	H	Bryant	58 81	
												327	N	UMES	57 46	
												333	H	Saint Peter's	82 48	
LAST 12 Division I GAMES:																
95	H	Harvard	58 68	208	A	Lafayette	32 56									
170	H	Dartmouth	41 49	199	H	Army	48 45									
209	H	Yale	47 59	327	N	UMES	57 46									
209	A	Yale	68 67	8	A	Maryland	36 76									
289	H	NJIT	53 51	252	H	New Hampshire	50 43									
174	A	Holy Cross	66 83	217	H	Rider	47 57									

Non-Div I Games:

Brown

■ Loss,
 ■ Non-Conf, S Site,
 ■ Home
 ■ Away
 N Neutral

Average RPI Win: 289	WON-LOST	WINNING	LAST 10	STRENGTH OF	OPP. STRENGTH	TEAM	ADJ.	CONF.	ADJ CONF.
Average RPI Loss: 174	RECORD	PCT. RANK	GAMES	SCHEDULE	OF SCHEDULE	RPI	RPI	RPI	RPI
DIV. I ONLY	7- 13	254	3- 7	313	302	296	296	25	25
DIV. I NON-CONF.	4- 7	229	0- 3	311	309	299	299	23	23
TOTALS	RPI 1-25	RPI 26-50	W-L RECORDS	RPI 51-100	RPI 101-150	RPI 150+			
7- 13	0- 0	0- 0	OVERALL	0- 2	0- 3	7- 8			
4- 5	0- 0	0- 0	HOME	0- 1	0- 0	4- 4			
3- 8	0- 0	0- 0	AWAY	0- 1	0- 3	3- 4			
0- 0	0- 0	0- 0	NEUTRAL	0- 0	0- 0	0- 0			
4- 7	0- 0	0- 0	NON-CONFERENCE	0- 1	0- 1	4- 5			
2- 3	0- 0	0- 0	HOME	0- 0	0- 0	2- 3			
2- 4	0- 0	0- 0	AWAY	0- 1	0- 1	2- 2			
0- 0	0- 0	0- 0	NEUTRAL	0- 0	0- 0	0- 0			
3- 6	0- 0	0- 0	CONFERENCE	0- 1	0- 2	3- 3			
2- 2	0- 0	0- 0	HOME	0- 1	0- 0	2- 1			
1- 4	0- 0	0- 0	AWAY	0- 0	0- 2	1- 2			
0- 0	0- 0	0- 0	NEUTRAL	0- 0	0- 0	0- 0			

RPI S	Opponent	Score	RPI S	Opponent	Score	RPI S	Opponent	Score	RPI S	Opponent	Score
						64	H Quinnipiac	62 85	108	A Saint Francis (PA)	76 81
						74	A Youngstown St.	59 75	124	A Sacred Heart	44 62
									140	A Akron	56 78
									170	H Dartmouth	53 64
									174	H Holy Cross	66 68
									177	A Iona	77 71
									199	A Army	51 67
									209	H Yale	65 78
									211	A Central Conn. St.	50 59
									228	A Monmouth	58 55
									238	H Mt. St. Mary's	84 86
									256	A Robert Morris	69 71
									290	A Rhode Island	50 65
									294	A Brown	81 58
									319	H Wagner	65 47
									326	H LIU Brooklyn	64 49
									334	H Maine	44 40
									343	H Columbia	68 54
LAST 12 Division I GAMES:											
228	A Monmouth	58 55	64	H Quinnipiac	62 85						
124	A Sacred Heart	44 62	211	A Central Conn. St.	50 59						
326	H LIU Brooklyn	64 49	256	A Robert Morris	69 71						
319	H Wagner	65 47	108	A Saint Francis (PA)	76 81						
238	H Mt. St. Mary's	84 86	199	A Army	51 67						
209	H Yale	65 78	174	H Holy Cross	66 68						

Non-Div I Games:

Bryant

Average RPI Win: 259	WON-LOST	WINNING	LAST 10	STRENGTH OF	OPP. STRENGTH	TEAM	ADJ.	CONF.	ADJ CONF.
Average RPI Loss: 164	RECORD	PCT. RANK	GAMES	SCHEDULE	OF SCHEDULE	RPI	RPI	RPI	RPI
DIV. I ONLY	13- 9	117	6- 4	273	289	172	172	16	16
DIV. I NON-CONF.	9- 6	124	3- 2	303	307	202	202	19	19
TOTALS	RPI 1-25	RPI 26-50	W-L RECORDS	RPI 51-100	RPI 101-150	RPI 150+			
13- 9	0- 0	0- 0	OVERALL	0- 1	0- 3	13- 5			
7- 3	0- 0	0- 0	HOME	0- 0	0- 2	7- 1			
6- 6	0- 0	0- 0	AWAY	0- 1	0- 1	6- 4			
0- 0	0- 0	0- 0	NEUTRAL	0- 0	0- 0	0- 0			
9- 6	0- 0	0- 0	NON-CONFERENCE	0- 1	0- 1	9- 4			
5- 2	0- 0	0- 0	HOME	0- 0	0- 1	5- 1			
4- 4	0- 0	0- 0	AWAY	0- 1	0- 0	4- 3			
0- 0	0- 0	0- 0	NEUTRAL	0- 0	0- 0	0- 0			
4- 3	0- 0	0- 0	CONFERENCE	0- 0	0- 2	4- 1			
2- 1	0- 0	0- 0	HOME	0- 0	0- 1	2- 0			
2- 2	0- 0	0- 0	AWAY	0- 0	0- 1	2- 1			
0- 0	0- 0	0- 0	NEUTRAL	0- 0	0- 0	0- 0			

RPI 1-25				RPI 26-50				RPI 51-100				RPI 101+ Team's RPI: 172					
RPI	S	Opponent	Score	RPI	S	Opponent	Score	RPI	S	Opponent	Score	RPI	S	Opponent	Score		
								74	A	Youngstown St.	51	69	105	H	American	58	66
													108	H	Saint Francis (PA)	54	62
													137	A	Navy	40	61
													174	H	Holy Cross	62	59
													199	A	Army	60	68
													202	A	Penn	53	58
													207	H	Longwood	52	60
													208	A	Lafayette	50	49
													209	A	Yale	62	82
													231	A	Xavier	62	71
													236	A	Lehigh	53	37
													238	H	Mt. St. Mary's	55	43
													240	H	Niagara	77	69
													245	A	Canisius	59	50
													253	H	Buffalo	78	71
													271	H	Cornell	64	39
													273	H	Colgate	53	51
													289	H	NJIT	52	35
													299	A	Towson	75	62
													308	A	Morgan St.	72	64
													333	A	Saint Peter's	69	62
LAST 12 Division I GAMES:																	
				137	A	Navy	40	61					199	A	Army	60	68
				105	H	American	58	66					289	H	NJIT	52	35
				174	H	Holy Cross	62	59					209	A	Yale	62	82
				236	A	Lehigh	53	37					271	H	Cornell	64	39
				208	A	Lafayette	50	49					74	A	Youngstown St.	51	69
				273	H	Colgate	53	51					333	A	Saint Peter's	69	62

Non-Div I Games:

Bucknell

Buffalo

Through Games Of Sunday, February 3, 2013

Average RPI Win:	261	WON-LOST	WINNING	LAST 10	STRENGTH OF	OPP. STRENGTH	TEAM	ADJ.	CONF.	ADJ CONF.
Average RPI Loss:	158	RECORD	PCT. RANK	GAMES	SCHEDULE	OF SCHEDULE	RPI	RPI	RPI	RPI
DIV. I ONLY	7- 14	269	5- 5	168	270	253	253	18	18	
DIV. I NON-CONF.	2- 11	313	1- 3	142	246	292	292	16	16	
TOTALS	RPI 1-25	RPI 26-50	W-L RECORDS	RPI 51-100	RPI 101-150	RPI 150+				
7- 14	0- 1	0- 2	OVERALL	0- 1	1- 3	6- 7				
4- 6	0- 0	0- 1	HOME	0- 1	0- 0	4- 4				
3- 7	0- 1	0- 1	AWAY	0- 0	1- 2	2- 3				
0- 1	0- 0	0- 0	NEUTRAL	0- 0	0- 1	0- 0				
2- 11	0- 1	0- 1	NON-CONFERENCE	0- 1	0- 2	2- 6				
1- 5	0- 0	0- 1	HOME	0- 1	0- 0	1- 3				
1- 5	0- 1	0- 0	AWAY	0- 0	0- 1	1- 3				
0- 1	0- 0	0- 0	NEUTRAL	0- 0	0- 1	0- 0				
5- 3	0- 0	0- 1	CONFERENCE	0- 0	1- 1	4- 1				
3- 1	0- 0	0- 0	HOME	0- 0	0- 0	3- 1				
2- 2	0- 0	0- 1	AWAY	0- 0	1- 1	1- 0				
0- 0	0- 0	0- 0	NEUTRAL	0- 0	0- 0	0- 0				

RPI 1-25				RPI 26-50				RPI 51-100				RPI 101+ Team's RPI: 253			
RPI	S	Opponent	Score	RPI	S	Opponent	Score	RPI	S	Opponent	Score	RPI	S	Opponent	Score
20	A	Dayton	44 68	32	H	Duquesne	52 78	74	H	Youngstown St.	50 60	133	N	Eastern Ill.	73 89
				46	A	Toledo	44 59					134	A	Miami (OH)	78 70
												140	A	Akron	57 75
												145	A	Wright St.	51 66
												172	A	Bucknell	71 78
												195	H	Pittsburgh	77 91
												200	H	St. Bonaventure	55 64
												232	H	Ball St.	55 69
												240	H	Niagara	65 51
												245	A	Canisius	57 73
												263	A	Oakland	61 59
												271	A	Cornell	43 70
												274	H	Western Mich.	63 44
												288	H	Northern Ill.	60 53
												298	H	Ohio	73 36
												305	H	Binghamton	60 65
												331	A	Kent St.	69 54
LAST 12 Division I GAMES:															
140	A	Akron	57 75	298	H	Ohio	73 36								
134	A	Miami (OH)	78 70	288	H	Northern Ill.	60 53								
274	H	Western Mich.	63 44	271	A	Cornell	43 70								
232	H	Ball St.	55 69	195	H	Pittsburgh	77 91								
46	A	Toledo	44 59	240	H	Niagara	65 51								
331	A	Kent St.	69 54	305	H	Binghamton	60 65								

Non-Div I Games:

Buffalo

■ Loss,
 ■ Non-Conf, S Site,
 ■ Home
 ■ Away
 N Neutral

Average RPI Win:	216	WON-LOST	WINNING	LAST 10	STRENGTH OF	OPP. STRENGTH	TEAM	ADJ.	CONF.	ADJ CONF.
Average RPI Loss:	84	RECORD	PCT. RANK	GAMES	SCHEDULE	OF SCHEDULE	RPI	RPI	RPI	RPI
DIV. I ONLY	13- 8	99	7- 3	167	101	103	103	8	8	
DIV. I NON-CONF.	9- 6	124	5- 1	171	117	113	113	8	8	
TOTALS	RPI 1-25	RPI 26-50	W-L RECORDS	RPI 51-100	RPI 101-150	RPI 150+				
13- 8	0- 1	0- 2	OVERALL	0- 3	2- 0	11- 2				
6- 3	0- 1	0- 0	HOME	0- 1	1- 0	5- 1				
7- 4	0- 0	0- 2	AWAY	0- 2	1- 0	6- 0				
0- 1	0- 0	0- 0	NEUTRAL	0- 0	0- 0	0- 1				
9- 6	0- 0	0- 1	NON-CONFERENCE	0- 3	2- 0	7- 2				
4- 2	0- 0	0- 0	HOME	0- 1	1- 0	3- 1				
5- 3	0- 0	0- 1	AWAY	0- 2	1- 0	4- 0				
0- 1	0- 0	0- 0	NEUTRAL	0- 0	0- 0	0- 1				
4- 2	0- 1	0- 1	CONFERENCE	0- 0	0- 0	4- 0				
2- 1	0- 1	0- 0	HOME	0- 0	0- 0	2- 0				
2- 1	0- 0	0- 1	AWAY	0- 0	0- 0	2- 0				
0- 0	0- 0	0- 0	NEUTRAL	0- 0	0- 0	0- 0				

RPI	S	Opponent	Score	RPI	S	Opponent	Score	RPI	S	Opponent	Score	RPI	S	Opponent	Score	Team's RPI: 103
20	H	Dayton	39 82	37	A	St. Mary's (CA)	74 85	60	A	Marquette	62 73	138	H	Indiana St.	56 45	
				45	A	Saint Joseph's	50 57	86	A	Bowling Green	47 67	142	A	IUPUI	67 58	
								92	H	Illinois St.	57 65	159	H	Fairfield	45 54	
												175	N	Portland St.	58 71	
												179	A	La Salle	59 42	
												184	H	Indiana	59 56	
												215	A	Cleveland St.	56 54	
												216	H	Valparaiso	69 55	
												222	H	Eastern Mich.	65 59	
												231	H	Xavier	71 67	
												232	A	Ball St.	70 62	
												235	H	VCU	65 45	
												239	A	Northern Ky.	66 56	
												284	A	Massachusetts	75 61	
												285	A	Ill.-Chicago	84 61	
LAST 12 Division I GAMES:																
45	A	Saint Joseph's	50 57	285	A	Ill.-Chicago	84 61									
235	H	VCU	65 45	215	A	Cleveland St.	56 54									
284	A	Massachusetts	75 61	92	H	Illinois St.	57 65									
179	A	La Salle	59 42	138	H	Indiana St.	56 45									
231	H	Xavier	71 67	142	A	IUPUI	67 58									
20	H	Dayton	39 82	239	A	Northern Ky.	66 56									

Non-Div I Games:

Butler

CSU Bakersfield

Through Games Of Sunday, February 3, 2013

Average RPI Win:	283	WON-LOST	WINNING	LAST 10	STRENGTH OF	OPP. STRENGTH	TEAM	ADJ.	CONF.	ADJ CONF.
Average RPI Loss:	151	RECORD	PCT. RANK	GAMES	SCHEDULE	OF SCHEDULE	RPI	RPI	RPI	RPI
DIV. I ONLY	8- 15	268	6- 4	304	212	287	287	32	32	
DIV. I NON-CONF.	8- 15	241	6- 6	292	246	279	279	32	32	
TOTALS	RPI 1-25	RPI 26-50	W-L RECORDS	RPI 51-100	RPI 101-150	RPI 150+				
8- 15	0- 2	0- 1	OVERALL	0- 1	1- 4	7- 7				
3- 7	0- 1	0- 0	HOME	0- 1	1- 3	2- 2				
5- 5	0- 0	0- 1	AWAY	0- 0	0- 1	5- 3				
0- 3	0- 1	0- 0	NEUTRAL	0- 0	0- 0	0- 2				
8- 15	0- 2	0- 1	NON-CONFERENCE	0- 1	1- 4	7- 7				
3- 7	0- 1	0- 0	HOME	0- 1	1- 3	2- 2				
5- 5	0- 0	0- 1	AWAY	0- 0	0- 1	5- 3				
0- 3	0- 1	0- 0	NEUTRAL	0- 0	0- 0	0- 2				
0- 0	0- 0	0- 0	CONFERENCE	0- 0	0- 0	0- 0				
0- 0	0- 0	0- 0	HOME	0- 0	0- 0	0- 0				
0- 0	0- 0	0- 0	AWAY	0- 0	0- 0	0- 0				
0- 0	0- 0	0- 0	NEUTRAL	0- 0	0- 0	0- 0				

RPI 1-25				RPI 26-50				RPI 51-100				RPI 101+ Team's RPI: 287			
RPI	S	Opponent	Score	RPI	S	Opponent	Score	RPI	S	Opponent	Score	RPI	S	Opponent	Score
5	H	California	46 84	28	A	Pacific	60 102	93	H	Fresno St.	68 77	109	A	Cal Poly	71 75
11	N	Duke	63 97									110	H	Cal St. Northridge	70 62
												119	H	Santa Clara	56 77
												127	H	Arizona	50 71
												146	H	Sacramento St.	72 79
												180	A	Oregon St.	48 71
												188	N	UC Davis	59 71
												197	H	UC Riverside	63 75
												227	N	Stephen F. Austin	71 76
												242	A	Colorado St.	54 56
												269	A	UC Irvine	71 64
												269	H	UC Irvine	52 66
												270	A	Nevada	83 80
												302	A	Northern Ariz.	71 68
												313	H	Utah Valley	67 65
												315	H	Tex.-Pan American	85 62
												323	A	Air Force	78 82
												339	A	Chicago St.	70 51
												344	A	Houston Baptist	88 75
LAST 12 Division I GAMES:															
110	H	Cal St. Northridge	70 62	93	H	Fresno St.	68 77								
339	A	Chicago St.	70 51	28	A	Pacific	60 102								
313	H	Utah Valley	67 65	269	H	UC Irvine	52 66								
344	A	Houston Baptist	88 75	188	N	UC Davis	59 71								
315	H	Tex.-Pan American	85 62	11	N	Duke	63 97								
270	A	Nevada	83 80	119	H	Santa Clara	56 77								

Non-Div I Games:

CSU Bakersfield

Loss, Non-Conf, S Site, H Home A Away N Neutral

Average RPI Win: 199	WON-LOST	WINNING	LAST 10	STRENGTH OF	OPP. STRENGTH	TEAM	ADJ.	CONF.	ADJ CONF.
Average RPI Loss: 93	RECORD	PCT. RANK	GAMES	SCHEDULE	OF SCHEDULE	RPI	RPI	RPI	RPI
DIV. I ONLY	12- 8	111	7- 3	129	99	109	109	11	11
DIV. I NON-CONF.	6- 5	146	1- 2	115	41	125	125	11	11
TOTALS	RPI 1-25	RPI 26-50	W-L RECORDS	RPI 51-100	RPI 101-150	RPI 150+			
12- 8	0- 1	1- 2	OVERALL	1- 1	0- 1	10- 3			
9- 3	0- 0	1- 1	HOME	1- 1	0- 0	7- 1			
3- 5	0- 1	0- 1	AWAY	0- 0	0- 1	3- 2			
0- 0	0- 0	0- 0	NEUTRAL	0- 0	0- 0	0- 0			
6- 5	0- 1	0- 2	NON-CONFERENCE	1- 1	0- 0	5- 1			
4- 3	0- 0	0- 1	HOME	1- 1	0- 0	3- 1			
2- 2	0- 1	0- 1	AWAY	0- 0	0- 0	2- 0			
0- 0	0- 0	0- 0	NEUTRAL	0- 0	0- 0	0- 0			
6- 3	0- 0	1- 0	CONFERENCE	0- 0	0- 1	5- 2			
5- 0	0- 0	1- 0	HOME	0- 0	0- 0	4- 0			
1- 3	0- 0	0- 0	AWAY	0- 0	0- 1	1- 2			
0- 0	0- 0	0- 0	NEUTRAL	0- 0	0- 0	0- 0			

RPI 1-25				RPI 26-50				RPI 51-100				RPI 101+ Team's RPI: 109			
RPI	S	Opponent	Score	RPI	S	Opponent	Score	RPI	S	Opponent	Score	RPI	S	Opponent	Score
5	A	California	61 87	28	H	Pacific	96 95	51	H	San Diego St.	56 73	110	A	Cal St. Northridge	70 80
				37	H	St. Mary's (CA)	67 70	83	H	San Diego	69 50	157	H	UC Santa Barbara	66 47
				40	A	Oklahoma St.	59 90					158	A	Hawaii	43 61
												165	A	Long Beach St.	52 62
												178	H	San Francisco	67 71
												180	A	Oregon St.	72 62
												188	H	UC Davis	73 71
												197	H	UC Riverside	79 56
												213	H	Loyola Marymount	84 71
												227	H	Stephen F. Austin	75 64
												269	A	UC Irvine	64 46
												270	A	Nevada	72 63
												283	H	Cal St. Fullerton	78 40
												287	H	CSU Bakersfield	75 71
LAST 12 Division I GAMES:															
197	H	UC Riverside	79 56	188	H	UC Davis	73 71								
283	H	Cal St. Fullerton	78 40	269	A	UC Irvine	64 46								
110	A	Cal St. Northridge	70 80	165	A	Long Beach St.	52 62								
158	A	Hawaii	43 61	213	H	Loyola Marymount	84 71								
157	H	UC Santa Barbara	66 47	178	H	San Francisco	67 71								
28	H	Pacific	96 95	51	H	San Diego St.	56 73								

Non-Div I Games:

Cal Poly

■ Loss,
 ■ Non-Conf, S Site,
 ■ Home
 ■ Away
 N Neutral

CAROLINA PANTHERS				Through Games Of Sunday, February 8, 1998						
Average RPI Win:	223	WON-LOST	WINNING	LAST 10	STRENGTH OF	OPP. STRENGTH	TEAM	ADJ.	CONF.	ADJ CONF.
Average RPI Loss:	148	RECORD	PCT. RANK	GAMES	SCHEDULE	OF SCHEDULE	RPI	RPI	RPI	RPI
DIV. I ONLY	7- 14	269	4- 6	245	127	283	283	11	11	
DIV. I NON-CONF.	4- 8	242	2- 1	301	135	306	306	11	11	

TOTALS	RPI 1-25	RPI 26-50		W-L RECORDS		RPI 51-100	RPI 101-150	RPI 150+		
7- 14	0- 0	0- 3		OVERALL		0- 1	1- 2	6- 8		
6- 4	0- 0	0- 1		HOME		0- 0	1- 1	5- 2		
1- 8	0- 0	0- 1		AWAY		0- 0	0- 1	1- 6		
0- 2	0- 0	0- 1		NEUTRAL		0- 1	0- 0	0- 0		
4- 8	0- 0	0- 2		NON-CONFERENCE		0- 1	1- 0	3- 5		
4- 1	0- 0	0- 0		HOME		0- 0	1- 0	3- 1		
0- 5	0- 0	0- 1		AWAY		0- 0	0- 0	0- 4		
0- 2	0- 0	0- 1		NEUTRAL		0- 1	0- 0	0- 0		
3- 6	0- 0	0- 1		CONFERENCE		0- 0	0- 2	3- 3		
2- 3	0- 0	0- 1		HOME		0- 0	0- 1	2- 1		
1- 3	0- 0	0- 0		AWAY		0- 0	0- 1	1- 2		
0- 0	0- 0	0- 0		NEUTRAL		0- 0	0- 0	0- 0		

RPI 1-25				RPI 26-50				RPI 51-100				RPI 101+				Team's RPI: 283	
RPI	S	Opponent	Score	RPI	S	Opponent	Score	RPI	S	Opponent	Score	RPI	S	Opponent	Score		
				28	H	Pacific	55 67	87	N	Eastern Wash.	45 50	109	A	Cal Poly	40 78		
				38	N	Georgetown	51 53					110	H	Cal St. Northridge	55 56		
				50	A	Gonzaga	44 83					146	H	Sacramento St.	94 75		
												157	A	UC Santa Barbara	50 60		
												158	H	Hawaii	83 74		
												165	A	Long Beach St.	39 45		
												171	A	New Mexico	43 52		
												178	H	San Francisco	60 55		
												180	A	Oregon St.	36 54		
												188	H	UC Davis	44 88		
												197	A	UC Riverside	54 49		
												213	A	Loyola Marymount	73 85		
												269	H	UC Irvine	65 51		
												270	A	Nevada	72 76		
												272	H	San Jose St.	60 59		
												302	H	Northern Ariz.	54 55		
												343	H	Columbia	61 49		
LAST 12 Division I GAMES:																	
				157	A	UC Santa Barbara	50 60	197	A	UC Riverside	54 49						
				109	A	Cal Poly	40 78	110	H	Cal St. Northridge	55 56						
				28	H	Pacific	55 67	158	H	Hawaii	83 74						
				188	H	UC Davis	44 88	343	H	Columbia	61 49						
				165	A	Long Beach St.	39 45	272	H	San Jose St.	60 59						
				269	H	UC Irvine	65 51	180	A	Oregon St.	36 54						

Non-Div I Games:

Cal St. Fullerton

■ Loss, ■ Non-Conf, S Site, H Home A Away N Neutral

Average RPI Win:	161	WON-LOST	WINNING	LAST 10	STRENGTH OF	OPP. STRENGTH	TEAM	ADJ.	CONF.	ADJ CONF.
Average RPI Loss:	134	RECORD	PCT. RANK	GAMES	SCHEDULE	OF SCHEDULE	RPI	RPI	RPI	RPI
DIV. I ONLY	11- 10	152	5- 5	94	113	110	110	11	11	
DIV. I NON-CONF.	6- 6	159	1- 2	70	82	89	89	11	11	
TOTALS	RPI 1-25	RPI 26-50	W-L RECORDS	RPI 51-100	RPI 101-150	RPI 150+				
11- 10	1- 1	0- 2	OVERALL	1- 1	3- 1	6- 5				
7- 3	0- 1	0- 0	HOME	1- 0	2- 0	4- 2				
4- 7	1- 0	0- 2	AWAY	0- 1	1- 1	2- 3				
0- 0	0- 0	0- 0	NEUTRAL	0- 0	0- 0	0- 0				
6- 6	1- 1	0- 1	NON-CONFERENCE	1- 1	2- 1	2- 2				
4- 1	0- 1	0- 0	HOME	1- 0	1- 0	2- 0				
2- 5	1- 0	0- 1	AWAY	0- 1	1- 1	0- 2				
0- 0	0- 0	0- 0	NEUTRAL	0- 0	0- 0	0- 0				
5- 4	0- 0	0- 1	CONFERENCE	0- 0	1- 0	4- 3				
3- 2	0- 0	0- 0	HOME	0- 0	1- 0	2- 2				
2- 2	0- 0	0- 1	AWAY	0- 0	0- 0	2- 1				
0- 0	0- 0	0- 0	NEUTRAL	0- 0	0- 0	0- 0				

RPI 1-25				RPI 26-50				RPI 51-100				RPI 101+ Team's RPI: 110			
RPI	S	Opponent	Score	RPI	S	Opponent	Score	RPI	S	Opponent	Score	RPI	S	Opponent	Score
7	H	Penn St.	73 85	27	A	Oklahoma	57 79	87	H	Eastern Wash.	66 44	109	H	Cal Poly	80 70
15	A	UCLA	77 72	28	A	Pacific	51 60	93	A	Fresno St.	53 68	119	A	Santa Clara	70 67
												127	A	Arizona	46 53
												144	H	South Ala.	47 40
												157	H	UC Santa Barbara	37 56
												158	H	Hawaii	53 65
												165	H	Long Beach St.	73 52
												178	H	San Francisco	77 33
												188	A	UC Davis	46 61
												197	A	UC Riverside	65 49
												201	H	Portland	70 51
												269	H	UC Irvine	59 48
												272	A	San Jose St.	63 73
												283	A	Cal St. Fullerton	56 55
												287	A	CSU Bakersfield	62 70
LAST 12 Division I GAMES:															
158	H	Hawaii	53 65	269	H	UC Irvine	59 48								
287	A	CSU Bakersfield	62 70	165	H	Long Beach St.	73 52								
109	H	Cal Poly	80 70	283	A	Cal St. Fullerton	56 55								
157	H	UC Santa Barbara	37 56	197	A	UC Riverside	65 49								
28	A	Pacific	51 60	27	A	Oklahoma	57 79								
188	A	UC Davis	46 61	15	A	UCLA	77 72								

Non-Div I Games:

Cal St. Northridge

■ Loss,
■ Non-Conf, S Site,
■ Home
■ Away
N Neutral

California

Through Games Of Sunday, February 3, 2013

Average RPI Win:	107	WON-LOST	WINNING	LAST 10	STRENGTH OF	OPP. STRENGTH	TEAM	ADJ.	CONF.	ADJ CONF.
Average RPI Loss:	7	RECORD	PCT. RANK	GAMES	SCHEDULE	OF SCHEDULE	RPI	RPI	RPI	RPI
DIV. I ONLY	19- 2	7	9- 1	11	9	5	5	6	6	
DIV. I NON-CONF.	10- 1	16	2- 0	21	53	5	5	5	5	
TOTALS	RPI 1-25	RPI 26-50	W-L RECORDS	RPI 51-100	RPI 101-150	RPI 150+				
19- 2	4- 2	3- 0	OVERALL	4- 0	3- 0	5- 0				
11- 1	2- 1	3- 0	HOME	2- 0	2- 0	2- 0				
8- 1	2- 1	0- 0	AWAY	2- 0	1- 0	3- 0				
0- 0	0- 0	0- 0	NEUTRAL	0- 0	0- 0	0- 0				
10- 1	0- 1	3- 0	NON-CONFERENCE	2- 0	2- 0	3- 0				
7- 0	0- 0	3- 0	HOME	1- 0	1- 0	2- 0				
3- 1	0- 1	0- 0	AWAY	1- 0	1- 0	1- 0				
0- 0	0- 0	0- 0	NEUTRAL	0- 0	0- 0	0- 0				
9- 1	4- 1	0- 0	CONFERENCE	2- 0	1- 0	2- 0				
4- 1	2- 1	0- 0	HOME	1- 0	1- 0	0- 0				
5- 0	2- 0	0- 0	AWAY	1- 0	0- 0	2- 0				
0- 0	0- 0	0- 0	NEUTRAL	0- 0	0- 0	0- 0				

RPI	S	Opponent	Score	RPI	S	Opponent	Score	RPI	S	Opponent	Score	RPI	S	Opponent	Score
3	A	Stanford	67 55	33	H	Kansas	88 79	87	H	Eastern Wash.	91 58	109	H	Cal Poly	87 61
3	H	Stanford	53 62	37	H	St. Mary's (CA)	89 41	90	A	Northwestern	71 65	121	H	Southern California	71 63
11	A	Duke	63 77	38	H	Georgetown	72 56	97	A	Utah	55 50	136	A	Old Dominion	63 47
15	H	UCLA	70 65					97	H	Utah	71 54	180	A	Oregon St.	60 38
22	A	Colorado	53 49									181	H	George Washington	70 43
22	H	Colorado	59 56									236	H	Lehigh	80 48
												248	A	Oregon	72 45
												287	A	CSU Bakersfield	84 46
LAST 12 Division I GAMES:															
248	A	Oregon	72 45	3	A	Stanford	67 55								
180	A	Oregon St.	60 38	3	H	Stanford	53 62								
97	H	Utah	71 54	22	A	Colorado	53 49								
22	H	Colorado	59 56	97	A	Utah	55 50								
15	H	UCLA	70 65	181	H	George Washington	70 43								
121	H	Southern California	71 63	33	H	Kansas	88 79								

Non-Div I Games:

California

Loss, Non-Conf, S Site, H Home A Away N Neutral

Average RPI Win:	271	WON-LOST	WINNING	LAST 10	STRENGTH OF	OPP. STRENGTH	TEAM	ADJ.	CONF.	ADJ CONF.
Average RPI Loss:	134	RECORD	PCT. RANK	GAMES	SCHEDULE	OF SCHEDULE	RPI	RPI	RPI	RPI
DIV. I ONLY	12- 8	111	5- 5	290	334	198	198	29	29	
DIV. I NON-CONF.	6- 3	84	1- 1	325	333	190	190	29	29	
TOTALS	RPI 1-25	RPI 26-50	W-L RECORDS	RPI 51-100	RPI 101-150	RPI 150+				
12- 8	0- 0	0- 0	OVERALL	0- 2	1- 3	11- 3				
6- 3	0- 0	0- 0	HOME	0- 1	1- 1	5- 1				
4- 4	0- 0	0- 0	AWAY	0- 1	0- 1	4- 2				
2- 1	0- 0	0- 0	NEUTRAL	0- 0	0- 1	2- 0				
6- 3	0- 0	0- 0	NON-CONFERENCE	0- 0	0- 2	6- 1				
2- 0	0- 0	0- 0	HOME	0- 0	0- 0	2- 0				
2- 2	0- 0	0- 0	AWAY	0- 0	0- 1	2- 1				
2- 1	0- 0	0- 0	NEUTRAL	0- 0	0- 1	2- 0				
6- 5	0- 0	0- 0	CONFERENCE	0- 2	1- 1	5- 2				
4- 3	0- 0	0- 0	HOME	0- 1	1- 1	3- 1				
2- 2	0- 0	0- 0	AWAY	0- 1	0- 0	2- 1				
0- 0	0- 0	0- 0	NEUTRAL	0- 0	0- 0	2- 0				

RPI S	Opponent	Score	RPI S	Opponent	Score	RPI S	Opponent	Score	RPI S	Opponent	Score	Team's RPI: 198
						80	A Liberty	58 65	101	A East Carolina	54 74	
						80	H Liberty	56 78	111	N Appalachian St.	54 69	
									135	H High Point	79 76	
									150	H Winthrop	53 76	
									153	A Wake Forest	68 84	
									162	H Elon	79 69	
									189	H Presbyterian	62 68	
									207	A Longwood	75 77	
									207	H Longwood	62 51	
									226	H Radford	83 77	
									238	A Mt. St. Mary's	54 48	
									297	H Coastal Caro.	64 54	
									317	A Western Caro.	55 40	
									322	A Gardner-Webb	59 49	
									327	N UMES	77 72	
									340	A UNC Asheville	73 56	
									341	N Jacksonville St.	66 53	
									342	H N.C. Central	67 51	
LAST 12 Division I GAMES:												
207	H Longwood	62 51	135	H High Point	79 76							
80	H Liberty	56 78	322	A Gardner-Webb	59 49							
150	H Winthrop	53 76	189	H Presbyterian	62 68							
226	H Radford	83 77	297	H Coastal Caro.	64 54							
80	A Liberty	58 65	153	A Wake Forest	68 84							
207	A Longwood	75 77	162	H Elon	79 69							

Non-Div I Games: Barber-Scotia 102 33 Columbia (SC) 84 54

Campbell

■ Loss,
 ■ Non-Conf, S Site,
 ■ Home
 ■ Away
 N Neutral

Average RPI Win:	261	WON-LOST	WINNING	LAST 10	STRENGTH OF	OPP. STRENGTH	TEAM	ADJ.	CONF.	ADJ CONF.
Average RPI Loss:	159	RECORD	PCT. RANK	GAMES	SCHEDULE	OF SCHEDULE	RPI	RPI	RPI	RPI
DIV. I ONLY	8- 13	230	5- 5	192	282	245	245	26	26	
DIV. I NON-CONF.	3- 8	274	1- 1	164	308	268	268	22	22	
TOTALS	RPI 1-25	RPI 26-50	W-L RECORDS	RPI 51-100	RPI 101-150	RPI 150+				
8- 13	0- 0	0- 2	OVERALL	0- 2	0- 2	8- 7				
4- 6	0- 0	0- 1	HOME	0- 1	0- 0	4- 4				
4- 6	0- 0	0- 1	AWAY	0- 0	0- 2	4- 3				
0- 1	0- 0	0- 0	NEUTRAL	0- 1	0- 0	0- 0				
3- 8	0- 0	0- 0	NON-CONFERENCE	0- 2	0- 2	3- 4				
2- 3	0- 0	0- 0	HOME	0- 1	0- 0	2- 2				
1- 4	0- 0	0- 0	AWAY	0- 0	0- 2	1- 2				
0- 1	0- 0	0- 0	NEUTRAL	0- 1	0- 0	0- 0				
5- 5	0- 0	0- 2	CONFERENCE	0- 0	0- 0	5- 3				
2- 3	0- 0	0- 1	HOME	0- 0	0- 0	2- 2				
3- 2	0- 0	0- 1	AWAY	0- 0	0- 0	3- 1				
0- 0	0- 0	0- 0	NEUTRAL	0- 0	0- 0	0- 0				

RPI S	Opponent	Score	RPI S	Opponent	Score	RPI S	Opponent	Score	RPI S	Opponent	Score	Team's RPI: 245
49	A Marist	40 54	49	H Marist	41 51	94	H Albany (NY)	43 65	112	A Detroit	54 65	
						94	N Albany (NY)	47 67	140	A Akron	72 81	
									165	A Long Beach St.	67 72	
									172	H Bucknell	50 59	
									177	H Iona	54 68	
									200	A St. Bonaventure	44 66	
									214	A Loyola Maryland	60 46	
									217	A Rider	51 50	
									217	H Rider	75 68	
									240	H Niagara	49 62	
									253	H Buffalo	73 57	
									263	H Oakland	51 52	
									266	H Siena	65 62	
									286	H Vermont	56 55	
									305	A Binghamton	61 48	
									318	A Manhattan	51 54	
									333	A Saint Peter's	62 52	
LAST 12 Division I GAMES:												
318	A Manhattan	51 54	333	A Saint Peter's	62 52							
49	A Marist	40 54	217	A Rider	51 50							
240	H Niagara	49 62	177	H Iona	54 68							
214	A Loyola Maryland	60 46	266	H Siena	65 62							
217	H Rider	75 68	286	H Vermont	56 55							
49	H Marist	41 51	94	N Albany (NY)	47 67							

Non-Div I Games:

Canisius

■ Loss,
 ■ Non-Conf,
 ■ S Site,
 ■ H Home
 ■ A Away
 N Neutral

GENERAL RPI				THROUGH GAMES OF SUNDAY, FEBRUARY 3, 2013						
Average RPI Win:	260	WON-LOST	WINNING	LAST 10	STRENGTH OF	OPP. STRENGTH	TEAM	ADJ.	CONF.	ADJ CONF.
Average RPI Loss:	176	RECORD	PCT. RANK	GAMES	SCHEDULE	OF SCHEDULE	RPI	RPI	RPI	RPI
DIV. I ONLY	9- 8	144	6- 4	325	310	230	230	21	21	
DIV. I NON-CONF.	3- 4	204	0- 1	340	188	233	233	20	20	

TOTALS	RPI 1-25	RPI 26-50		W-L RECORDS		RPI 51-100	RPI 101-150	RPI 150+		
9- 8	0- 0	0- 0		OVERALL		0- 0	1- 3	8- 5		
3- 3	0- 0	0- 0		HOME		0- 0	1- 1	2- 2		
6- 5	0- 0	0- 0		AWAY		0- 0	0- 0	6- 0		
0- 0	0- 0	0- 0		NEUTRAL		0- 0	0- 0	0- 0		
3- 4	0- 0	0- 0		NON-CONFERENCE		0- 0	0- 1	3- 3		
0- 0	0- 0	0- 0		HOME		0- 0	0- 0	0- 0		
3- 4	0- 0	0- 0		AWAY		0- 0	0- 1	3- 3		
0- 0	0- 0	0- 0		NEUTRAL		0- 0	0- 0	0- 0		
6- 4	0- 0	0- 0		CONFERENCE		0- 0	1- 2	5- 2		
3- 3	0- 0	0- 0		HOME		0- 0	1- 1	2- 2		
3- 1	0- 0	0- 0		AWAY		0- 0	0- 1	3- 0		
0- 0	0- 0	0- 0		NEUTRAL		0- 0	0- 0	0- 0		

RPI 1-25				RPI 26-50				RPI 51-100				RPI 101+				Team's RPI: 230	
RPI	S	Opponent	Score	RPI	S	Opponent	Score	RPI	S	Opponent	Score	RPI	S	Opponent	Score		
												126	A	Sam Houston St.	48	64	
												131	H	Lamar	67	62	
												147	H	McNeese St.	61	77	
												149	A	UT Martin	48	72	
												155	A	Arkansas St.	51	58	
												164	A	Louisiana Tech	63	65	
												185	A	Southern Miss.	44	53	
												193	A	Nicholls St.	72	56	
												193	H	Nicholls St.	62	68	
												227	H	Stephen F. Austin	57	54	
												229	A	La.-Monroe	62	49	
												291	A	Southeastern La.	76	60	
												291	H	Southeastern La.	64	70	
												293	H	Northwestern St.	60	44	
												301	A	Southern Ill.	59	46	
												336	A	A&M-Corpus Christi	55	40	
												337	A	Alcorn	47	39	
LAST 12 Division I GAMES:																	
				193	H	Nicholls St.	62	68	293	H	Northwestern St.	60	44				
				291	H	Southeastern La.	64	70	227	H	Stephen F. Austin	57	54				
				131	H	Lamar	67	62	291	A	Southeastern La.	76	60				
				147	H	McNeese St.	61	77	193	A	Nicholls St.	72	56				
				336	A	A&M-Corpus Christi	55	40	185	A	Southern Miss.	44	53				
				126	A	Sam Houston St.	48	64	229	A	La.-Monroe	62	49				

Non-Div I Games:	Philander Smith	91	36	Southern Ark.	78	45	Central Baptist	99	21	Okla. Wesleyan	83	46	Central Ark.
------------------	-----------------	----	----	---------------	----	----	-----------------	----	----	----------------	----	----	--------------

Loss, Non-Conf, S Site, H Home A Away N Neutral

Average RPI Win:	257	WON-LOST	WINNING	LAST 10	STRENGTH OF	OPP. STRENGTH	TEAM	ADJ.	CONF.	ADJ CONF.
Average RPI Loss:	139	RECORD	PCT. RANK	GAMES	SCHEDULE	OF SCHEDULE	RPI	RPI	RPI	RPI
DIV. I ONLY	11- 9	130	6- 4	301	187	211	211	25	25	
DIV. I NON-CONF.	6- 5	146	2- 1	306	130	218	218	23	23	
TOTALS	RPI 1-25	RPI 26-50	W-L RECORDS	RPI 51-100	RPI 101-150	RPI 150+				
11- 9	0- 0	0- 1	OVERALL	0- 2	1- 2	10- 4				
8- 2	0- 0	0- 0	HOME	0- 1	1- 0	7- 1				
2- 7	0- 0	0- 1	AWAY	0- 1	0- 2	2- 3				
1- 0	0- 0	0- 0	NEUTRAL	0- 0	0- 0	1- 0				
6- 5	0- 0	0- 1	NON-CONFERENCE	0- 1	0- 1	6- 2				
3- 2	0- 0	0- 0	HOME	0- 1	0- 0	3- 1				
2- 3	0- 0	0- 1	AWAY	0- 0	0- 1	2- 1				
1- 0	0- 0	0- 0	NEUTRAL	0- 0	0- 0	1- 0				
5- 4	0- 0	0- 0	CONFERENCE	0- 1	1- 1	4- 2				
5- 0	0- 0	0- 0	HOME	0- 0	1- 0	4- 0				
0- 4	0- 0	0- 0	AWAY	0- 1	0- 1	0- 2				
0- 0	0- 0	0- 0	NEUTRAL	0- 0	0- 0	0- 0				

RPI S	Opponent	Score	RPI S	Opponent	Score	RPI S	Opponent	Score	RPI S	Opponent	Score	Team's RPI: 211
42	A Miami (FL)	43 64	64	A Quinnipiac	73 82	108	A Saint Francis (PA)	62 67	113	A Texas	58 94	
			85	H Hartford	62 76	124	H Sacred Heart	62 57	174	A Holy Cross	56 57	
						179	H La Salle	46 70	217	H Rider	62 61	
						234	A Fairleigh Dickinson	53 55	238	H Mt. St. Mary's	77 73	
						252	A New Hampshire	43 32	256	A Robert Morris	48 65	
						257	N Delaware St.	76 54	264	H St. Francis Brooklyn	55 29	
						284	H Massachusetts	78 69	286	H Vermont	67 41	
						290	A Rhode Island	57 49	296	H Bryant	59 50	
						319	H Wagner	82 53				
LAST 12 Division I GAMES:												
234	A Fairleigh Dickinson	53 55	296	H Bryant	59 50							
64	A Quinnipiac	73 82	108	A Saint Francis (PA)	62 67							
264	H St. Francis Brooklyn	55 29	256	A Robert Morris	48 65							
238	H Mt. St. Mary's	77 73	257	N Delaware St.	76 54							
319	H Wagner	82 53	42	A Miami (FL)	43 64							
124	H Sacred Heart	62 57	217	H Rider	62 61							

Non-Div I Games:

Central Conn. St.

■ Loss,
 ■ Non-Conf,
 ■ S Site,
 ■ H Home
 ■ A Away
 N Neutral

Average RPI Win:	176	WON-LOST	WINNING	LAST 10	STRENGTH OF	OPP. STRENGTH	TEAM	ADJ.	CONF.	ADJ CONF.
Average RPI Loss:	52	RECORD	PCT. RANK	GAMES	SCHEDULE	OF SCHEDULE	RPI	RPI	RPI	RPI
DIV. I ONLY	13- 8	99	8- 2	52	63	54	54	18	18	
DIV. I NON-CONF.	6- 7	182	1- 3	4	8	47	47	16	16	
TOTALS	RPI 1-25	RPI 26-50	W-L RECORDS	RPI 51-100	RPI 101-150	RPI 150+				
13- 8	1- 3	2- 0	OVERALL	1- 5	2- 0	7- 0				
8- 2	1- 1	0- 0	HOME	1- 1	1- 0	5- 0				
3- 6	0- 2	1- 0	AWAY	0- 4	0- 0	2- 0				
2- 0	0- 0	1- 0	NEUTRAL	0- 0	1- 0	0- 0				
6- 7	1- 3	1- 0	NON-CONFERENCE	1- 4	1- 0	2- 0				
3- 2	1- 1	0- 0	HOME	1- 1	0- 0	1- 0				
1- 5	0- 2	0- 0	AWAY	0- 3	0- 0	1- 0				
2- 0	0- 0	1- 0	NEUTRAL	0- 0	1- 0	0- 0				
7- 1	0- 0	1- 0	CONFERENCE	0- 1	1- 0	5- 0				
5- 0	0- 0	0- 0	HOME	0- 0	1- 0	4- 0				
2- 1	0- 0	1- 0	AWAY	0- 1	0- 0	1- 0				
0- 0	0- 0	0- 0	NEUTRAL	0- 0	0- 0	0- 0				

RPI 1-25				RPI 26-50				RPI 51-100 Team's RPI: 54				RPI 101+			
RPI	S	Opponent	Score	RPI	S	Opponent	Score	RPI	S	Opponent	Score	RPI	S	Opponent	Score
4	H	Notre Dame	63 72	45	N	Saint Joseph's	98 84	60	H	Marquette	74 78	113	N	Texas	73 65
9	A	Purdue	71 87	46	A	Toledo	73 66	65	A	Florida	75 81	140	H	Akron	92 69
19	A	Green Bay	48 75					70	H	South Dakota St.	88 62	190	A	Bradley	73 58
19	H	Green Bay	54 50					83	A	San Diego	72 78	222	H	Eastern Mich.	77 51
								86	A	Bowling Green	59 84	256	H	Robert Morris	96 56
								90	A	Northwestern	72 82	274	H	Western Mich.	72 58
												288	H	Northern Ill.	83 56
												298	A	Ohio	77 48
												331	H	Kent St.	91 44
LAST 12 Division I GAMES:															
86	A	Bowling Green	59 84	222	H	Eastern Mich.	77 51								
331	H	Kent St.	91 44	46	A	Toledo	73 66								
140	H	Akron	92 69	60	H	Marquette	74 78								
298	A	Ohio	77 48	113	N	Texas	73 65								
288	H	Northern Ill.	83 56	83	A	San Diego	72 78								
274	H	Western Mich.	72 58	65	A	Florida	75 81								

Non-Div I Games:

Central Mich.

■ Loss,
■ Non-Conf,
■ S Site,
■ H Home
■ A Away
N Neutral

Charleston So.

Through Games Of Sunday, February 3, 2013

Average RPI Win:	329	WON-LOST	WINNING	LAST 10	STRENGTH OF	OPP. STRENGTH	TEAM	ADJ.	CONF.	ADJ CONF.
Average RPI Loss:	185	RECORD	PCT. RANK	GAMES	SCHEDULE	OF SCHEDULE	RPI	RPI	RPI	RPI
DIV. I ONLY	3- 14	323	1- 9	288	332	332	332	29	29	
DIV. I NON-CONF.	2- 4	242	1- 1	316	241	319	319	29	29	
TOTALS	RPI 1-25	RPI 26-50	W-L RECORDS	RPI 51-100	RPI 101-150	RPI 150+				
3- 14	0- 0	0- 0	OVERALL	0- 1	0- 5	3- 8				
2- 7	0- 0	0- 0	HOME	0- 1	0- 2	2- 4				
0- 7	0- 0	0- 0	AWAY	0- 0	0- 3	0- 4				
1- 0	0- 0	0- 0	NEUTRAL	0- 0	0- 0	1- 0				
2- 4	0- 0	0- 0	NON-CONFERENCE	0- 0	0- 2	2- 2				
1- 2	0- 0	0- 0	HOME	0- 0	0- 1	1- 1				
0- 2	0- 0	0- 0	AWAY	0- 0	0- 1	0- 1				
1- 0	0- 0	0- 0	NEUTRAL	0- 0	0- 0	1- 0				
1- 10	0- 0	0- 0	CONFERENCE	0- 1	0- 3	1- 6				
1- 5	0- 0	0- 0	HOME	0- 1	0- 1	1- 3				
0- 5	0- 0	0- 0	AWAY	0- 0	0- 2	0- 3				
0- 0	0- 0	0- 0	NEUTRAL	0- 0	0- 0	0- 0				

RPI S	Opponent	Score	RPI S	Opponent	Score	RPI S	Opponent	Score	RPI S	Opponent	Score
						80	H Liberty	33 92	115	A North Carolina St.	54 81
									135	A High Point	54 71
									143	H South Carolina St.	57 73
									150	A Winthrop	65 85
									150	H Winthrop	65 73
									153	A Wake Forest	57 77
									189	A Presbyterian	57 58
									203	H Col. of Charleston	45 76
									207	H Longwood	52 67
									226	A Radford	60 71
									226	H Radford	57 64
									297	A Coastal Caro.	56 64
									317	H Western Caro.	69 61
									322	H Gardner-Webb	55 59
									329	N UNC Greensboro	60 57
									340	H UNC Asheville	73 59
LAST 12 Division I GAMES:											
150	H Winthrop	65 73	207	H Longwood	52 67						
226	H Radford	57 64	80	H Liberty	33 92						
322	H Gardner-Webb	55 59	297	A Coastal Caro.	56 64						
340	H UNC Asheville	73 59	135	A High Point	54 71						
226	A Radford	60 71	203	H Col. of Charleston	45 76						
150	A Winthrop	65 85	317	H Western Caro.	69 61						

Non-Div I Games: Paine 82 70 Southern Wesleyan 84 52 Trinity Baptist 71 46

Charleston So.

Average RPI Win:	196	WON-LOST	WINNING	LAST 10	STRENGTH OF	OPP. STRENGTH	TEAM	ADJ.	CONF.	ADJ CONF.
Average RPI Loss:	51	RECORD	PCT. RANK	GAMES	SCHEDULE	OF SCHEDULE	RPI	RPI	RPI	RPI
DIV. I ONLY	16- 4	30	8- 2	159	120	73	73	8	8	
DIV. I NON-CONF.	11- 3	41	5- 1	168	146	83	83	8	8	
TOTALS	RPI 1-25	RPI 26-50	W-L RECORDS	RPI 51-100	RPI 101-150	RPI 150+				
16- 4	0- 1	1- 1	OVERALL	2- 2	1- 0	12- 0				
8- 3	0- 1	1- 0	HOME	2- 2	1- 0	4- 0				
7- 0	0- 0	0- 0	AWAY	0- 0	0- 0	7- 0				
1- 1	0- 0	0- 1	NEUTRAL	0- 0	0- 0	1- 0				
11- 3	0- 1	0- 1	NON-CONFERENCE	2- 1	1- 0	8- 0				
6- 2	0- 1	0- 0	HOME	2- 1	1- 0	3- 0				
4- 0	0- 0	0- 0	AWAY	0- 0	0- 0	4- 0				
1- 1	0- 0	0- 1	NEUTRAL	0- 0	0- 0	1- 0				
5- 1	0- 0	1- 0	CONFERENCE	0- 1	0- 0	4- 0				
2- 1	0- 0	1- 0	HOME	0- 1	0- 0	1- 0				
3- 0	0- 0	0- 0	AWAY	0- 0	0- 0	3- 0				
0- 0	0- 0	0- 0	NEUTRAL	0- 0	0- 0	0- 0				

RPI 1-25				RPI 26-50				RPI 51-100				Team's RPI: 73		RPI 101+			
RPI	S	Opponent	Score	RPI	S	Opponent	Score	RPI	S	Opponent	Score			RPI	S	Opponent	Score
18	H	Florida St.	54 70	32	H	Duquesne	63 54	59	H	Kansas St.	63 67			106	H	Stetson	81 73
				46	N	Toledo	66 76	66	H	FGCU	79 60			154	A	N.C. A&T	57 47
								81	H	Fordham	56 59			160	A	UCF	62 59
								96	H	Davidson	69 54			167	A	TCU	82 68
														168	A	Saint Louis	71 54
														200	A	St. Bonaventure	64 57
														231	H	Xavier	67 55
														265	N	Mississippi Val.	63 48
														273	H	Colgate	57 33
														282	H	Coppin St.	70 53
														290	A	Rhode Island	53 42
														300	A	UNC Wilmington	63 58
														342	H	N.C. Central	80 31
LAST 12 Division I GAMES:																	
				32	H	Duquesne	63 54	273	H	Colgate	57 33						
				200	A	St. Bonaventure	64 57	282	H	Coppin St.	70 53						
				168	A	Saint Louis	71 54	265	N	Mississippi Val.	63 48						
				231	H	Xavier	67 55	46	N	Toledo	66 76						
				290	A	Rhode Island	53 42	96	H	Davidson	69 54						
				81	H	Fordham	56 59	154	A	N.C. A&T	57 47						

Non-Div I Games:

Charlotte

Chattanooga

Through Games Of Sunday, February 3, 2013

Average RPI Win:	210	WON-LOST	WINNING	LAST 10	STRENGTH OF	OPP. STRENGTH	TEAM	ADJ.	CONF.	ADJ CONF.
Average RPI Loss:	96	RECORD	PCT. RANK	GAMES	SCHEDULE	OF SCHEDULE	RPI	RPI	RPI	RPI
DIV. I ONLY	17- 3	21	9- 1	194	197	47	47	22	22	
DIV. I NON-CONF.	7- 2	48	2- 1	127	84	35	35	26	26	
TOTALS	RPI 1-25	RPI 26-50	W-L RECORDS	RPI 51-100	RPI 101-150	RPI 150+				
17- 3	1- 0	0- 1	OVERALL	1- 1	2- 0	13- 1				
8- 0	1- 0	0- 0	HOME	0- 0	1- 0	6- 0				
8- 3	0- 0	0- 1	AWAY	1- 1	1- 0	6- 1				
1- 0	0- 0	0- 0	NEUTRAL	0- 0	0- 0	1- 0				
7- 2	1- 0	0- 1	NON-CONFERENCE	0- 1	1- 0	5- 0				
3- 0	1- 0	0- 0	HOME	0- 0	0- 0	2- 0				
3- 2	0- 0	0- 1	AWAY	0- 1	1- 0	2- 0				
1- 0	0- 0	0- 0	NEUTRAL	0- 0	0- 0	1- 0				
10- 1	0- 0	0- 0	CONFERENCE	1- 0	1- 0	8- 1				
5- 0	0- 0	0- 0	HOME	0- 0	1- 0	4- 0				
5- 1	0- 0	0- 0	AWAY	1- 0	0- 0	4- 1				
0- 0	0- 0	0- 0	NEUTRAL	0- 0	0- 0	0- 0				

RPI 1-25			RPI 26-50			Team's RPI: 47	RPI 51-100			RPI 101+		
RPI	S	Opponent	Score	RPI	S	Opponent	Score	RPI	S	Opponent	Score	
6	H	Tennessee	80 71	37	A	St. Mary's (CA)	67 70	88	A	Auburn	40 53	111 H Appalachian St. 59 55
								96	A	Davidson	60 56	118 A Alabama 72 58
												161 A UAB 66 57
												162 A Elon 60 70
												175 N Portland St. 68 59
												186 A Belmont 84 54
												203 H Col. of Charleston 64 53
												218 A Furman 60 57
												218 H Furman 83 40
												225 A Samford 66 60
												237 H East Tenn. St. 81 48
												311 H Ga. Southern 75 43
												317 A Western Caro. 70 43
												320 H Wofford 68 54
												329 A UNC Greensboro 76 46
												341 H Jacksonville St. 72 59
LAST 12 Division I GAMES:												
218	A	Furman	60 57	311	H	Ga. Southern	75 43					
111	H	Appalachian St.	59 55	162	A	Elon	60 70					
225	A	Samford	66 60	329	A	UNC Greensboro	76 46					
317	A	Western Caro.	70 43	161	A	UAB	66 57					
96	A	Davidson	60 56	88	A	Auburn	40 53					
203	H	Col. of Charleston	64 53	341	H	Jacksonville St.	72 59					

Non-Div I Games:

Chattanooga

■ Loss,
 ■ Non-Conf, S Site,
 ■ Home
 ■ Away
 N Neutral

Average RPI Win:	295	WON-LOST	WINNING	LAST 10	STRENGTH OF	OPP. STRENGTH	TEAM	ADJ.	CONF.	ADJ CONF.
Average RPI Loss:	199	RECORD	PCT. RANK	GAMES	SCHEDULE	OF SCHEDULE	RPI	RPI	RPI	RPI
DIV. I ONLY	3- 17	325	3- 7	316	317	339	339	33	33	
DIV. I NON-CONF.	1- 16	335	1- 8	251	286	338	338	33	33	
TOTALS	RPI 1-25	RPI 26-50	W-L RECORDS	RPI 51-100	RPI 101-150	RPI 150+				
3- 17	0- 0	0- 0	OVERALL	0- 3	0- 5	3- 9				
3- 6	0- 0	0- 0	HOME	0- 0	0- 2	3- 4				
0- 11	0- 0	0- 0	AWAY	0- 3	0- 3	0- 5				
0- 0	0- 0	0- 0	NEUTRAL	0- 0	0- 0	0- 0				
1- 16	0- 0	0- 0	NON-CONFERENCE	0- 3	0- 5	1- 8				
1- 6	0- 0	0- 0	HOME	0- 0	0- 2	1- 4				
0- 10	0- 0	0- 0	AWAY	0- 3	0- 3	0- 4				
0- 0	0- 0	0- 0	NEUTRAL	0- 0	0- 0	0- 0				
2- 1	0- 0	0- 0	CONFERENCE	0- 0	0- 0	2- 1				
2- 0	0- 0	0- 0	HOME	0- 0	0- 0	2- 0				
0- 1	0- 0	0- 0	AWAY	0- 0	0- 0	0- 1				
0- 0	0- 0	0- 0	NEUTRAL	0- 0	0- 0	0- 0				

RPI S	Opponent	Score	RPI S	Opponent	Score	RPI S	Opponent	Score	RPI S	Opponent	Score	Team's RPI: 339
						75	A Missouri	55 88	116	A Rice	42 68	
						84	A Hampton	35 87	129	A UNI	41 81	
						90	A Northwestern	38 82	134	H Miami (OH)	37 71	
									138	A Indiana St.	35 69	
									140	H Akron	45 86	
									243	H Neb. Omaha	47 62	
									250	H Milwaukee	58 82	
									251	A Western Ill.	52 87	
									251	H Western Ill.	56 54	
									274	A Western Mich.	38 80	
									275	A Loyola Chicago	43 81	
									281	A Drake	39 67	
									287	H CSU Bakersfield	51 70	
									289	H NJIT	58 57	
									301	H Southern Ill.	66 69	
									313	A Utah Valley	38 71	
									344	H Houston Baptist	73 62	
LAST 12 Division I GAMES:												
251	H Western Ill.	56 54	251	A Western Ill.	52 87							
344	H Houston Baptist	73 62	140	H Akron	45 86							
287	H CSU Bakersfield	51 70	90	A Northwestern	38 82							
289	H NJIT	58 57	301	H Southern Ill.	66 69							
243	H Neb. Omaha	47 62	275	A Loyola Chicago	43 81							
313	A Utah Valley	38 71	138	A Indiana St.	35 69							

Non-Div I Games: Ind.-Northwest 67 44 Central Methodist 48 50

Chicago St.

Average RPI Win:	228	WON-LOST	WINNING	LAST 10	STRENGTH OF	OPP. STRENGTH	TEAM	ADJ.	CONF.	ADJ CONF.
Average RPI Loss:	87	RECORD	PCT. RANK	GAMES	SCHEDULE	OF SCHEDULE	RPI	RPI	RPI	RPI
DIV. I ONLY	8- 13	230	1- 9	66	83	169	169	3	3	
DIV. I NON-CONF.	8- 5	114	2- 2	226	263	169	169	3	3	
<hr/>										
TOTALS	RPI 1-25	RPI 26-50	W-L RECORDS	RPI 51-100	RPI 101-150	RPI 150+				
8- 13	0- 4	0- 2	OVERALL	1- 2	0- 2	7- 3				
6- 5	0- 2	0- 1	HOME	1- 0	0- 0	5- 2				
1- 7	0- 2	0- 1	AWAY	0- 2	0- 1	1- 1				
1- 1	0- 0	0- 0	NEUTRAL	0- 0	0- 1	1- 0				
8- 5	0- 0	0- 0	NON-CONFERENCE	1- 1	0- 2	7- 2				
6- 1	0- 0	0- 0	HOME	1- 0	0- 0	5- 1				
1- 3	0- 0	0- 0	AWAY	0- 1	0- 1	1- 1				
1- 1	0- 0	0- 0	NEUTRAL	0- 0	0- 1	1- 0				
0- 8	0- 4	0- 2	CONFERENCE	0- 1	0- 0	0- 1				
0- 4	0- 2	0- 1	HOME	0- 0	0- 0	0- 1				
0- 4	0- 2	0- 1	AWAY	0- 1	0- 0	0- 0				
0- 0	0- 0	0- 0	NEUTRAL	0- 0	0- 0	0- 0				

RPI 1-25				RPI 26-50				RPI 51-100				RPI 101+ Team's RPI: 169			
RPI	S	Opponent	Score	RPI	S	Opponent	Score	RPI	S	Opponent	Score	RPI	S	Opponent	Score
2	H	Connecticut	31 67	30	H	DePaul	45 51	62	A	South Fla.	44 77	118	N	Alabama	47 58
4	A	Notre Dame	42 64	38	A	Georgetown	52 54	74	H	Youngstown St.	57 46	140	A	Akron	54 67
14	H	Villanova	51 54					77	A	Ohio St.	49 87	158	A	Hawaii	63 65
23	A	Louisville	33 72									175	H	Eastern Ky.	59 48
												186	H	Belmont	68 54
												203	H	Col. of Charleston	66 57
												231	H	Xavier	67 69
												233	H	Seton Hall	56 64
												239	H	Northern Ky.	49 31
												292	H	Morehead St.	55 45
												326	N	LIU Brooklyn	59 48
												331	A	Kent St.	59 41
<hr/>															
LAST 12 Division I GAMES:															
4	A	Notre Dame	42 64	233	H	Seton Hall	56 64								
38	A	Georgetown	52 54	14	H	Villanova	51 54								
2	H	Connecticut	31 67	326	N	LIU Brooklyn	59 48								
30	H	DePaul	45 51	158	A	Hawaii	63 65								
23	A	Louisville	33 72	118	N	Alabama	47 58								
62	A	South Fla.	44 77	186	H	Belmont	68 54								

Non-Div I Games:

Cincinnati

■ Loss,
 ■ Non-Conf, S Site,
 ■ Home
 ■ Away
 N Neutral

Average RPI Win:	204	WON-LOST	WINNING	LAST 10	STRENGTH OF	OPP. STRENGTH	TEAM	ADJ.	CONF.	ADJ CONF.
Average RPI Loss:	78	RECORD	PCT. RANK	GAMES	SCHEDULE	OF SCHEDULE	RPI	RPI	RPI	RPI
DIV. I ONLY	6- 15	287	2- 8	24	62	152	152	5	5	
DIV. I NON-CONF.	4- 7	229	2- 0	90	228	222	222	4	4	
TOTALS	RPI 1-25	RPI 26-50	W-L RECORDS	RPI 51-100	RPI 101-150	RPI 150+				
6- 15	0- 6	0- 1	OVERALL	0- 3	1- 2	5- 3				
3- 8	0- 3	0- 0	HOME	0- 3	0- 1	3- 1				
2- 5	0- 3	0- 1	AWAY	0- 0	1- 0	1- 1				
1- 2	0- 0	0- 0	NEUTRAL	0- 0	0- 1	1- 1				
4- 7	0- 1	0- 0	NON-CONFERENCE	0- 1	0- 2	4- 3				
3- 3	0- 0	0- 0	HOME	0- 1	0- 1	3- 1				
0- 2	0- 1	0- 0	AWAY	0- 0	0- 0	0- 1				
1- 2	0- 0	0- 0	NEUTRAL	0- 0	0- 1	1- 1				
2- 8	0- 5	0- 1	CONFERENCE	0- 2	1- 0	1- 0				
0- 5	0- 3	0- 0	HOME	0- 2	0- 0	0- 0				
2- 3	0- 2	0- 1	AWAY	0- 0	1- 0	1- 0				
0- 0	0- 0	0- 0	NEUTRAL	0- 0	0- 0	0- 0				

RPI S	Opponent	Score	RPI S	Opponent	Score	RPI S	Opponent	Score	RPI S	Opponent	Score	Team's RPI: 152
8	H Maryland	40 80	42	A Miami (FL)	56 78	62	H South Fla.	73 75	104	N Montana St.	52 58	
10	A South Carolina	43 64				69	H Georgia Tech	59 81	130	A Virginia Tech	47 37	
11	A Duke	45 82				98	H Boston College	43 66	143	H South Carolina St.	55 67	
11	H Duke	46 60							153	A Wake Forest	74 64	
17	H North Carolina	58 65							183	N Providence	62 47	
18	A Florida St.	61 83							184	A Indiana	49 52	
									189	H Presbyterian	46 49	
									205	N SIU Edwardsville	43 49	
									225	H Samford	63 51	
									226	H Radford	74 55	
									309	H Jacksonville	87 58	
LAST 12 Division I GAMES:												
18	A Florida St.	61 83	11	A Duke	45 82							
130	A Virginia Tech	47 37	69	H Georgia Tech	59 81							
8	H Maryland	40 80	42	A Miami (FL)	56 78							
11	H Duke	46 60	17	H North Carolina	58 65							
153	A Wake Forest	74 64	225	H Samford	63 51							
98	H Boston College	43 66	183	N Providence	62 47							

Non-Div I Games:

Clemson

■ Loss,
 ■ Non-Conf, S Site,
 ■ Home
 ■ Away
 N Neutral

Average RPI Win:	211	WON-LOST	WINNING	LAST 10	STRENGTH OF	OPP. STRENGTH	TEAM	ADJ.	CONF.	ADJ CONF.
Average RPI Loss:	152	RECORD	PCT. RANK	GAMES	SCHEDULE	OF SCHEDULE	RPI	RPI	RPI	RPI
DIV. I ONLY	9- 10	184	3- 6	199	177	215	215	13	13	
DIV. I NON-CONF.	7- 5	131	3- 1	257	198	185	185	12	12	
TOTALS	RPI 1-25	RPI 26-50	W-L RECORDS	RPI 51-100	RPI 101-150	RPI 150+				
9- 10	0- 1	0- 0	OVERALL	0- 2	2- 3	7- 4				
6- 4	0- 1	0- 0	HOME	0- 1	2- 1	4- 1				
3- 5	0- 0	0- 0	AWAY	0- 1	0- 1	3- 3				
0- 1	0- 0	0- 0	NEUTRAL	0- 0	0- 1	0- 0				
7- 5	0- 0	0- 0	NON-CONFERENCE	0- 1	1- 2	6- 2				
5- 1	0- 0	0- 0	HOME	0- 0	1- 1	4- 0				
2- 3	0- 0	0- 0	AWAY	0- 1	0- 0	2- 2				
0- 1	0- 0	0- 0	NEUTRAL	0- 0	0- 1	0- 0				
2- 5	0- 1	0- 0	CONFERENCE	0- 1	1- 1	1- 2				
1- 3	0- 1	0- 0	HOME	0- 1	1- 0	0- 1				
1- 2	0- 0	0- 0	AWAY	0- 0	0- 1	1- 1				
0- 0	0- 0	0- 0	NEUTRAL	0- 0	0- 0	0- 0				

RPI 1-25				RPI 26-50				RPI 51-100				RPI 101+ Team's RPI: 215			
RPI	S	Opponent	Score	RPI	S	Opponent	Score	RPI	S	Opponent	Score	RPI	S	Opponent	Score
19	H	Green Bay	49 52					57	A	Illinois	64 83	103	H	Butler	54 56
								74	H	Youngstown St.	63 72	112	A	Detroit	77 96
												112	H	Detroit	77 66
												119	N	Santa Clara	71 82
												134	H	Miami (OH)	87 75
												184	A	Indiana	69 58
												216	A	Valparaiso	84 92
												221	H	South Dakota	60 46
												224	A	Tennessee St.	66 59
												235	H	VCU	68 57
												250	H	Milwaukee	60 63
												252	H	New Hampshire	58 47
												255	H	Ole Miss	67 55
												270	A	Nevada	79 86
												285	A	Ill.-Chicago	73 69
												298	A	Ohio	56 63
LAST 12 Division I GAMES:															
216	A	Valparaiso	84 92	285	A	Ill.-Chicago	73 69	103	H	Butler	54 56				
112	A	Detroit	77 96	252	H	New Hampshire	58 47	255	H	Ole Miss	67 55				
74	H	Youngstown St.	63 72	224	A	Tennessee St.	66 59	134	H	Miami (OH)	87 75				
250	H	Milwaukee	60 63												
19	H	Green Bay	49 52												
112	H	Detroit	77 66												

Non-Div I Games: Lake Erie 70 51

Cleveland St.

Average RPI Win:	298	WON-LOST	WINNING	LAST 10	STRENGTH OF	OPP. STRENGTH	TEAM	ADJ.	CONF.	ADJ CONF.
Average RPI Loss:	173	RECORD	PCT. RANK	GAMES	SCHEDULE	OF SCHEDULE	RPI	RPI	RPI	RPI
DIV. I ONLY	7- 12	241	4- 6	277	330	297	297	29	29	
DIV. I NON-CONF.	2- 5	269	0- 1	302	279	324	324	29	29	
TOTALS	RPI 1-25	RPI 26-50	W-L RECORDS	RPI 51-100	RPI 101-150	RPI 150+				
7- 12	0- 1	0- 0	OVERALL	0- 1	0- 3	7- 7				
6- 4	0- 1	0- 0	HOME	0- 1	0- 2	6- 0				
1- 7	0- 0	0- 0	AWAY	0- 0	0- 1	1- 6				
0- 1	0- 0	0- 0	NEUTRAL	0- 0	0- 0	0- 1				
2- 5	0- 1	0- 0	NON-CONFERENCE	0- 0	0- 1	2- 3				
2- 1	0- 1	0- 0	HOME	0- 0	0- 0	2- 0				
0- 3	0- 0	0- 0	AWAY	0- 0	0- 1	0- 2				
0- 1	0- 0	0- 0	NEUTRAL	0- 0	0- 0	0- 1				
5- 7	0- 0	0- 0	CONFERENCE	0- 1	0- 2	5- 4				
4- 3	0- 0	0- 0	HOME	0- 1	0- 2	4- 0				
1- 4	0- 0	0- 0	AWAY	0- 0	0- 0	1- 4				
0- 0	0- 0	0- 0	NEUTRAL	0- 0	0- 0	0- 0				

RPI 1-25				RPI 26-50				RPI 51-100				RPI 101+ Team's RPI: 297			
RPI	S	Opponent	Score	RPI	S	Opponent	Score	RPI	S	Opponent	Score	RPI	S	Opponent	Score
17	H	North Carolina	49 75					80	H	Liberty	48 76	135	H	High Point	54 70
												143	A	South Carolina St.	55 78
												150	H	Winthrop	52 76
												189	A	Presbyterian	30 50
												198	A	Campbell	54 64
												203	A	Col. of Charleston	38 56
												207	A	Longwood	63 77
												207	H	Longwood	66 62
												226	A	Radford	50 68
												226	H	Radford	52 51
												247	N	North Florida	58 69
												280	A	IPFW	46 51
												317	H	Western Caro.	56 42
												322	A	Gardner-Webb	65 62
												332	H	Charleston So.	64 56
												340	H	UNC Asheville	73 62
												342	H	N.C. Central	58 39
LAST 12 Division I GAMES:															
226	H	Radford	52 51	80	H	Liberty	48 76								
207	H	Longwood	66 62	135	H	High Point	54 70								
340	H	UNC Asheville	73 62	332	H	Charleston So.	64 56								
150	H	Winthrop	52 76	198	A	Campbell	54 64								
207	A	Longwood	63 77	189	A	Presbyterian	30 50								
226	A	Radford	50 68	247	N	North Florida	58 69								

Non-Div I Games: Columbia (SC) 79 54 Converse 70 43 Southern Va. 79 46

Coastal Caro.

Average RPI Win:	244	WON-LOST	WINNING	LAST 10	STRENGTH OF	OPP. STRENGTH	TEAM	ADJ.	CONF.	ADJ CONF.
Average RPI Loss:	139	RECORD	PCT. RANK	GAMES	SCHEDULE	OF SCHEDULE	RPI	RPI	RPI	RPI
DIV. I ONLY	8- 12	222	3- 7	138	242	203	203	22	22	
DIV. I NON-CONF.	4- 5	202	2- 1	66	129	99	99	26	26	
TOTALS	RPI 1-25	RPI 26-50	W-L RECORDS	RPI 51-100	RPI 101-150	RPI 150+				
8- 12	0- 1	0- 2	OVERALL	0- 1	2- 3	6- 5				
4- 5	0- 0	0- 0	HOME	0- 1	1- 2	3- 2				
4- 7	0- 1	0- 2	AWAY	0- 0	1- 1	3- 3				
0- 0	0- 0	0- 0	NEUTRAL	0- 0	0- 0	0- 0				
4- 5	0- 1	0- 1	NON-CONFERENCE	0- 0	2- 2	2- 1				
2- 1	0- 0	0- 0	HOME	0- 0	1- 1	1- 0				
2- 4	0- 1	0- 1	AWAY	0- 0	1- 1	1- 1				
0- 0	0- 0	0- 0	NEUTRAL	0- 0	0- 0	0- 0				
4- 7	0- 0	0- 1	CONFERENCE	0- 1	0- 1	4- 4				
2- 4	0- 0	0- 0	HOME	0- 1	0- 1	2- 2				
2- 3	0- 0	0- 1	AWAY	0- 0	0- 0	2- 2				
0- 0	0- 0	0- 0	NEUTRAL	0- 0	0- 0	0- 0				

RPI 1-25				RPI 26-50				RPI 51-100				RPI 101+ Team's RPI: 203			
RPI	S	Opponent	Score	RPI	S	Opponent	Score	RPI	S	Opponent	Score	RPI	S	Opponent	Score
2	A	Connecticut	39 103	34	A	Vanderbilt	44 69	96	H	Davidson	57 65	101	A	East Carolina	72 62
				47	A	Chattanooga	53 64					102	H	Richmond	82 74
												111	H	Appalachian St.	55 63
												134	A	Miami (OH)	42 55
												150	H	Winthrop	61 63
												162	A	Elon	57 55
												162	H	Elon	56 63
												169	A	Cincinnati	57 66
												218	H	Furman	71 80
												225	A	Samford	47 56
												297	H	Coastal Caro.	56 38
												311	H	Ga. Southern	58 56
												317	H	Western Caro.	70 47
												320	A	Wofford	55 56
												329	A	UNC Greensboro	88 61
												332	A	Charleston So.	76 45
LAST 12 Division I GAMES:															
218	H	Furman	71 80	225	A	Samford	47 56								
317	H	Western Caro.	70 47	96	H	Davidson	57 65								
320	A	Wofford	55 56	311	H	Ga. Southern	58 56								
162	H	Elon	56 63	332	A	Charleston So.	76 45								
111	H	Appalachian St.	55 63	102	H	Richmond	82 74								
47	A	Chattanooga	53 64	34	A	Vanderbilt	44 69								

Non-Div I Games:

Col. of Charleston

■ Loss,
 ■ Non-Conf, S Site,
 ■ Home
 ■ Away
 N Neutral

Average RPI Win:	262	WON-LOST	WINNING	LAST 10	STRENGTH OF	OPP. STRENGTH	TEAM	ADJ.	CONF.	ADJ CONF.
Average RPI Loss:	160	RECORD	PCT. RANK	GAMES	SCHEDULE	OF SCHEDULE	RPI	RPI	RPI	RPI
DIV. I ONLY	6- 15	287	2- 8	143	288	273	273	16	16	
DIV. I NON-CONF.	6- 8	204	2- 3	177	296	212	212	19	19	
TOTALS	RPI 1-25	RPI 26-50	W-L RECORDS	RPI 51-100	RPI 101-150	RPI 150+				
6- 15	0- 1	0- 0	OVERALL	0- 2	1- 3	5- 9				
5- 4	0- 0	0- 0	HOME	0- 0	1- 1	4- 3				
1- 10	0- 1	0- 0	AWAY	0- 1	0- 2	1- 6				
0- 1	0- 0	0- 0	NEUTRAL	0- 1	0- 0	0- 0				
6- 8	0- 1	0- 0	NON-CONFERENCE	0- 2	1- 1	5- 4				
5- 1	0- 0	0- 0	HOME	0- 0	1- 0	4- 1				
1- 6	0- 1	0- 0	AWAY	0- 1	0- 1	1- 3				
0- 1	0- 0	0- 0	NEUTRAL	0- 1	0- 0	0- 0				
0- 7	0- 0	0- 0	CONFERENCE	0- 0	0- 2	0- 5				
0- 3	0- 0	0- 0	HOME	0- 0	0- 1	0- 2				
0- 4	0- 0	0- 0	AWAY	0- 0	0- 1	0- 3				
0- 0	0- 0	0- 0	NEUTRAL	0- 0	0- 0	0- 0				

RPI 1-25				RPI 26-50				RPI 51-100				RPI 101+ Team's RPI: 273			
RPI	S	Opponent	Score	RPI	S	Opponent	Score	RPI	S	Opponent	Score	RPI	S	Opponent	Score
2	A	Connecticut	41 101					73	A	Charlotte	33 57	105	A	American	45 54
								79	N	Drexel	33 51	108	H	Saint Francis (PA)	67 62
												124	A	Sacred Heart	53 59
												137	H	Navy	43 59
												172	A	Bucknell	51 53
												174	A	Holy Cross	61 71
												177	A	Iona	47 73
												199	A	Army	48 51
												200	A	St. Bonaventure	45 54
												208	H	Lafayette	45 53
												236	H	Lehigh	62 70
												240	A	Niagara	63 66
												252	H	New Hampshire	72 61
												256	H	Robert Morris	71 55
												271	H	Cornell	65 69
												289	H	NJIT	72 36
												326	A	LIU Brooklyn	75 61
												343	H	Columbia	67 48
LAST 12 Division I GAMES:															
174	A	Holy Cross	61 71	105	A	American	45 54								
208	H	Lafayette	45 53	73	A	Charlotte	33 57								
137	H	Navy	43 59	289	H	NJIT	72 36								
199	A	Army	48 51	252	H	New Hampshire	72 61								
236	H	Lehigh	62 70	177	A	Iona	47 73								
172	A	Bucknell	51 53	240	A	Niagara	63 66								

Non-Div I Games:

Colgate

■ Loss,
 ■ Non-Conf,
 ■ S Site,
 ■ H Home
 ■ A Away
 N Neutral

Colorado

Average RPI Win: 153	WON-LOST	WINNING	LAST 10	STRENGTH OF	OPP. STRENGTH	TEAM	ADJ.	CONF.	ADJ CONF.
Average RPI Loss: 6	RECORD	PCT. RANK	GAMES	SCHEDULE	OF SCHEDULE	RPI	RPI	RPI	RPI
DIV. I ONLY	16- 5	40	5- 5	26	44	22	22	6	6
DIV. I NON-CONF.	11- 0	1	2- 0	128	203	18	18	5	5

TOTALS	RPI 1-25	RPI 26-50	W-L RECORDS	RPI 51-100	RPI 101-150	RPI 150+
16- 5	1- 5	0- 0	OVERALL	5- 0	4- 0	6- 0
11- 2	1- 2	0- 0	HOME	3- 0	3- 0	4- 0
5- 3	0- 3	0- 0	AWAY	2- 0	1- 0	2- 0
0- 0	0- 0	0- 0	NEUTRAL	0- 0	0- 0	0- 0
11- 0	1- 0	0- 0	NON-CONFERENCE	3- 0	1- 0	6- 0
8- 0	1- 0	0- 0	HOME	2- 0	1- 0	4- 0
3- 0	0- 0	0- 0	AWAY	1- 0	0- 0	2- 0
0- 0	0- 0	0- 0	NEUTRAL	0- 0	0- 0	0- 0
5- 5	0- 5	0- 0	CONFERENCE	2- 0	3- 0	0- 0
3- 2	0- 2	0- 0	HOME	1- 0	2- 0	0- 0
2- 3	0- 3	0- 0	AWAY	1- 0	1- 0	0- 0
0- 0	0- 0	0- 0	NEUTRAL	0- 0	0- 0	0- 0

RPI S Opponent Score	RPI S Opponent Score	RPI S Opponent Score	RPI S Opponent Score
3 A Stanford 56 69		51 H San Diego St. 67 53	114 H Arizona St. 57 43
3 H Stanford 40 57		57 A Illinois 69 62	121 A Southern California 65 49
5 A California 56 59		67 H Wyoming 68 59	127 H Arizona 79 36
5 H California 49 53		97 A Utah 56 43	148 H Idaho 70 65
15 A UCLA 46 62		97 H Utah 67 57	171 H New Mexico 84 39
23 H Louisville 70 66			212 A Denver 83 63
			242 H Colorado St. 72 46
			277 A UMKC 78 55
			313 H Utah Valley 81 45
			336 H A&M-Corpus Christi 75 48

LAST 12 Division I GAMES:

121 A Southern California 65 49	97 A Utah 56 43
15 A UCLA 46 62	97 H Utah 67 57
3 A Stanford 56 69	5 H California 49 53
5 A California 56 59	3 H Stanford 40 57
127 H Arizona 79 36	171 H New Mexico 84 39
114 H Arizona St. 57 43	313 H Utah Valley 81 45

Non-Div I Games:

Colorado

Loss, Non-Conf, S Site, H Home A Away N Neutral

Average RPI Win:	241	WON-LOST	WINNING	LAST 10	STRENGTH OF	OPP. STRENGTH	TEAM	ADJ.	CONF.	ADJ CONF.
Average RPI Loss:	128	RECORD	PCT. RANK	GAMES	SCHEDULE	OF SCHEDULE	RPI	RPI	RPI	RPI
DIV. I ONLY	5- 14	299	2- 7	99	170	242	242	17	17	
DIV. I NON-CONF.	3- 9	287	1- 3	105	150	254	254	17	17	
TOTALS	RPI 1-25	RPI 26-50	W-L RECORDS	RPI 51-100	RPI 101-150	RPI 150+				
5- 14	0- 1	0- 1	OVERALL	0- 5	0- 1	5- 6				
3- 6	0- 0	0- 1	HOME	0- 2	0- 1	3- 2				
2- 7	0- 1	0- 0	AWAY	0- 3	0- 0	2- 3				
0- 1	0- 0	0- 0	NEUTRAL	0- 0	0- 0	0- 1				
3- 9	0- 1	0- 1	NON-CONFERENCE	0- 2	0- 1	3- 4				
3- 3	0- 0	0- 1	HOME	0- 0	0- 1	3- 1				
0- 5	0- 1	0- 0	AWAY	0- 2	0- 0	0- 2				
0- 1	0- 0	0- 0	NEUTRAL	0- 0	0- 0	0- 1				
2- 5	0- 0	0- 0	CONFERENCE	0- 3	0- 0	2- 2				
0- 3	0- 0	0- 0	HOME	0- 2	0- 0	0- 1				
2- 2	0- 0	0- 0	AWAY	0- 1	0- 0	2- 1				
0- 0	0- 0	0- 0	NEUTRAL	0- 0	0- 0	0- 0				

RPI 1-25				RPI 26-50				RPI 51-100				RPI 101+ Team's RPI: 242			
RPI	S	Opponent	Score	RPI	S	Opponent	Score	RPI	S	Opponent	Score	RPI	S	Opponent	Score
22	A	Colorado	46 72	46	H	Toledo	62 66	51	H	San Diego St.	44 48	104	H	Montana St.	53 58
								67	A	Wyoming	67 82	151	H	Northern Colo.	56 43
								81	A	Fordham	59 64	171	H	New Mexico	54 68
								86	A	Bowling Green	49 71	182	H	Seattle	58 55
								93	H	Fresno St.	58 69	183	N	Providence	53 71
												196	A	Tulsa	43 58
												212	H	Denver	48 50
												213	A	Loyola Marymount	52 69
												260	A	Boise St.	57 56
												261	A	UNLV	50 63
												287	H	CSU Bakersfield	56 54
												323	A	Air Force	64 44
LAST 12 Division I GAMES:															
67	A	Wyoming	67 82	51	H	San Diego St.	44 48								
260	A	Boise St.	57 56	81	A	Fordham	59 64								
93	H	Fresno St.	58 69	183	N	Providence	53 71								
171	H	New Mexico	54 68	212	H	Denver	48 50								
261	A	UNLV	50 63	287	H	CSU Bakersfield	56 54								
323	A	Air Force	64 44	196	A	Tulsa	43 58								

Non-Div I Games: South Dakota Mines 97 53

Colorado St.

■ Loss,
 ■ Non-Conf,
 ■ S Site,
 ■ H Home
 ■ A Away
 N Neutral

Average RPI Win: 249	WON-LOST	WINNING	LAST 10	STRENGTH OF	OPP. STRENGTH	TEAM	ADJ.	CONF.	ADJ CONF.
Average RPI Loss: 240	RECORD	PCT. RANK	GAMES	SCHEDULE	OF SCHEDULE	RPI	RPI	RPI	RPI
DIV. I ONLY	2- 16	330	1- 9	329	327	343	343	19	19
DIV. I NON-CONF.	2- 12	316	1- 7	332	330	344	344	18	18
TOTALS	RPI 1-25	RPI 26-50	W-L RECORDS	RPI 51-100	RPI 101-150	RPI 150+			
2- 16	0- 1	0- 0	OVERALL	0- 0	0- 0	2- 15			
2- 7	0- 1	0- 0	HOME	0- 0	0- 0	2- 6			
0- 9	0- 0	0- 0	AWAY	0- 0	0- 0	0- 9			
0- 0	0- 0	0- 0	NEUTRAL	0- 0	0- 0	0- 0			
2- 12	0- 0	0- 0	NON-CONFERENCE	0- 0	0- 0	2- 12			
2- 4	0- 0	0- 0	HOME	0- 0	0- 0	2- 4			
0- 8	0- 0	0- 0	AWAY	0- 0	0- 0	0- 8			
0- 0	0- 0	0- 0	NEUTRAL	0- 0	0- 0	0- 0			
0- 4	0- 1	0- 0	CONFERENCE	0- 0	0- 0	0- 3			
0- 3	0- 1	0- 0	HOME	0- 0	0- 0	0- 2			
0- 1	0- 0	0- 0	AWAY	0- 0	0- 0	0- 1			
0- 0	0- 0	0- 0	NEUTRAL	0- 0	0- 0	0- 0			

RPI 1-25				RPI 26-50				RPI 51-100				RPI 101+ Team's RPI: 343			
RPI	S	Opponent	Score	RPI	S	Opponent	Score	RPI	S	Opponent	Score	RPI	S	Opponent	Score
21	H	Princeton	41 87									165	A	Long Beach St.	50 79
												177	H	Iona	63 67
												199	A	Army	51 61
												202	H	Penn	40 52
												208	H	Lafayette	47 49
												234	H	Fairleigh Dickinson	54 47
												236	A	Lehigh	33 58
												264	H	St. Francis Brooklyn	49 45
												271	A	Cornell	54 68
												271	H	Cornell	64 71
												273	A	Colgate	48 67
												283	A	Cal St. Fullerton	49 61
												286	A	Vermont	40 46
												296	A	Bryant	54 68
												308	A	Morgan St.	51 60
												319	H	Wagner	47 61
												326	H	LIU Brooklyn	42 53
LAST 12 Division I GAMES:															
21	H	Princeton	41 87	283	A	Cal St. Fullerton	49 61								
202	H	Penn	40 52	165	A	Long Beach St.	50 79								
271	H	Cornell	64 71	264	H	St. Francis Brooklyn	49 45								
271	A	Cornell	54 68	177	H	Iona	63 67								
208	H	Lafayette	47 49	273	A	Colgate	48 67								
236	A	Lehigh	33 58	296	A	Bryant	54 68								

Non-Div I Games:

Columbia

■ Loss,
 ■ Non-Conf, S Site,
 ■ Home
 ■ Away
 N Neutral

Connecticut

Through Games Of Sunday, February 3, 2013

Average RPI Win:	86	WON-LOST	WINNING	LAST 10	STRENGTH OF	OPP. STRENGTH	TEAM	ADJ.	CONF.	ADJ CONF.
Average RPI Loss:	4	RECORD	PCT. RANK	GAMES	SCHEDULE	OF SCHEDULE	RPI	RPI	RPI	RPI
DIV. I ONLY	20- 1	1	9- 1	4	3	2	2	3	3	
DIV. I NON-CONF.	13- 0	1	4- 0	6	4	2	2	3	3	
TOTALS	RPI 1-25	RPI 26-50	W-L RECORDS	RPI 51-100	RPI 101-150	RPI 150+				
20- 1	8- 1	3- 0	OVERALL	3- 0	0- 0	6- 0				
9- 1	5- 1	1- 0	HOME	0- 0	0- 0	3- 0				
8- 0	2- 0	1- 0	AWAY	3- 0	0- 0	2- 0				
3- 0	1- 0	1- 0	NEUTRAL	0- 0	0- 0	1- 0				
13- 0	6- 0	1- 0	NON-CONFERENCE	1- 0	0- 0	5- 0				
6- 0	3- 0	0- 0	HOME	0- 0	0- 0	3- 0				
4- 0	2- 0	0- 0	AWAY	1- 0	0- 0	1- 0				
3- 0	1- 0	1- 0	NEUTRAL	0- 0	0- 0	1- 0				
7- 1	2- 1	2- 0	CONFERENCE	2- 0	0- 0	1- 0				
3- 1	2- 1	1- 0	HOME	0- 0	0- 0	0- 0				
4- 0	0- 0	1- 0	AWAY	2- 0	0- 0	1- 0				
0- 0	0- 0	0- 0	NEUTRAL	0- 0	0- 0	0- 0				

RPI	S	Opponent	Score	RPI	S	Opponent	Score	RPI	S	Opponent	Score	RPI	S	Opponent	Score
3	A	Stanford	61 35	36	H	Syracuse	87 62	57	A	St. John's (NY)	71 65	153	N	Wake Forest	95 34
4	H	Notre Dame	72 73	38	A	Georgetown	75 48	60	A	Marquette	85 51	169	A	Cincinnati	67 31
7	H	Penn St.	67 52	49	N	Marist	81 39	85	A	Hartford	102 45	203	H	Col. of Charleston	103 39
8	H	Maryland	63 48									248	A	Oregon	95 51
9	N	Purdue	91 57									263	H	Oakland	97 25
11	H	Duke	79 49									273	H	Colgate	101 41
13	A	Texas A&M	81 50												
14	H	Villanova	76 43												
23	H	Louisville	72 58												
LAST 12 Division I GAMES:															
57	A	St. John's (NY)	71 65	60	A	Marquette	85 51								
14	H	Villanova	76 43	38	A	Georgetown	75 48								
169	A	Cincinnati	67 31	4	H	Notre Dame	72 73								
11	H	Duke	79 49	248	A	Oregon	95 51								
36	H	Syracuse	87 62	3	A	Stanford	61 35								
23	H	Louisville	72 58	85	A	Hartford	102 45								

Non-Div I Games:

Connecticut

■ Loss,
 ■ Non-Conf, S Site,
 ■ Home
 ■ Away
 N Neutral

Average RPI Win:	275	WON-LOST	WINNING	LAST 10	STRENGTH OF	OPP. STRENGTH	TEAM	ADJ.	CONF.	ADJ CONF.
Average RPI Loss:	161	RECORD	PCT. RANK	GAMES	SCHEDULE	OF SCHEDULE	RPI	RPI	RPI	RPI
DIV. I ONLY	7- 13	254	5- 5	309	234	282	282	30	30	
DIV. I NON-CONF.	2- 9	309	1- 3	217	180	307	307	30	30	
TOTALS	RPI 1-25	RPI 26-50	W-L RECORDS	RPI 51-100	RPI 101-150	RPI 150+				
7- 13	0- 0	0- 0	OVERALL	0- 4	1- 3	6- 6				
5- 2	0- 0	0- 0	HOME	0- 0	1- 1	4- 1				
2- 11	0- 0	0- 0	AWAY	0- 4	0- 2	2- 5				
0- 0	0- 0	0- 0	NEUTRAL	0- 0	0- 0	0- 0				
2- 9	0- 0	0- 0	NON-CONFERENCE	0- 3	0- 2	2- 4				
2- 1	0- 0	0- 0	HOME	0- 0	0- 0	2- 1				
0- 8	0- 0	0- 0	AWAY	0- 3	0- 2	0- 3				
0- 0	0- 0	0- 0	NEUTRAL	0- 0	0- 0	0- 0				
5- 4	0- 0	0- 0	CONFERENCE	0- 1	1- 1	4- 2				
3- 1	0- 0	0- 0	HOME	0- 0	1- 1	2- 0				
2- 3	0- 0	0- 0	AWAY	0- 1	0- 0	2- 2				
0- 0	0- 0	0- 0	NEUTRAL	0- 0	0- 0	0- 0				

RPI 1-25				RPI 26-50				RPI 51-100				RPI 101+				Team's RPI: 282	
RPI	S	Opponent	Score	RPI	S	Opponent	Score	RPI	S	Opponent	Score	RPI	S	Opponent	Score		
								55	A	Virginia	44	54	105	A	American	54	70
								73	A	Charlotte	53	70	117	A	Missouri St.	75	88
								76	A	Arkansas	57	71	120	H	Howard	54	67
								84	A	Hampton	50	58	143	H	South Carolina St.	69	56
													153	A	Wake Forest	75	82
													154	A	N.C. A&T	64	70
													207	H	Longwood	75	67
													235	H	VCU	46	57
													256	H	Robert Morris	59	52
													299	A	Towson	55	58
													304	H	Savannah St.	57	53
													308	A	Morgan St.	63	70
													310	A	UMBC	75	83
													338	A	Norfolk St.	56	51
													338	H	Norfolk St.	79	49
													342	A	N.C. Central	53	38
LAST 12 Division I GAMES:																	
				338	H	Norfolk St.	79 49					304	H	Savannah St.	57 53		
				154	A	N.C. A&T	64 70					120	H	Howard	54 67		
				342	A	N.C. Central	53 38					73	A	Charlotte	53 70		
				84	A	Hampton	50 58					117	A	Missouri St.	75 88		
				338	A	Norfolk St.	56 51					76	A	Arkansas	57 71		
				143	H	South Carolina St.	69 56					256	H	Robert Morris	59 52		

Non-Div I Games: Cheyney 97 41 Lincoln (PA) 80 61

Coppin St.

■ Loss,
 ■ Non-Conf,
 ■ S Site,
 ■ H Home
 ■ A Away
 N Neutral

Average RPI Win: 300	WON-LOST	WINNING	LAST 10	STRENGTH OF	OPP. STRENGTH	TEAM	ADJ.	CONF.	ADJ CONF.
Average RPI Loss: 152	RECORD	PCT. RANK	GAMES	SCHEDULE	OF SCHEDULE	RPI	RPI	RPI	RPI
DIV. I ONLY	9- 8	144	4- 5	334	257	271	271	19	19
DIV. I NON-CONF.	7- 6	155	4- 3	327	262	243	243	18	18
TOTALS	RPI 1-25	RPI 26-50	W-L RECORDS	RPI 51-100	RPI 101-150	RPI 150+			
9- 8	0- 1	0- 1	OVERALL	0- 1	0- 1	9- 4			
5- 4	0- 1	0- 1	HOME	0- 1	0- 0	5- 1			
4- 4	0- 0	0- 0	AWAY	0- 0	0- 1	4- 3			
0- 0	0- 0	0- 0	NEUTRAL	0- 0	0- 0	0- 0			
7- 6	0- 0	0- 1	NON-CONFERENCE	0- 1	0- 1	7- 3			
4- 2	0- 0	0- 1	HOME	0- 1	0- 0	4- 0			
3- 4	0- 0	0- 0	AWAY	0- 0	0- 1	3- 3			
0- 0	0- 0	0- 0	NEUTRAL	0- 0	0- 0	0- 0			
2- 2	0- 1	0- 0	CONFERENCE	0- 0	0- 0	2- 1			
1- 2	0- 1	0- 0	HOME	0- 0	0- 0	1- 1			
1- 0	0- 0	0- 0	AWAY	0- 0	0- 0	1- 0			
0- 0	0- 0	0- 0	NEUTRAL	0- 0	0- 0	0- 0			

RPI 1-25				RPI 26-50				RPI 51-100				RPI 101+ Team's RPI: 271			
RPI	S	Opponent	Score	RPI	S	Opponent	Score	RPI	S	Opponent	Score	RPI	S	Opponent	Score
21	H	Princeton	46 77	36	H	Syracuse	35 80	81	H	Fordham	50 58	113	A	Texas	40 53
												172	A	Bucknell	39 64
												202	H	Penn	56 65
												252	A	New Hampshire	56 59
												253	H	Buffalo	70 43
												264	A	St. Francis Brooklyn	74 56
												273	A	Colgate	69 65
												295	H	William & Mary	60 56
												305	A	Binghamton	60 56
												308	H	Morgan St.	77 73
												318	H	Manhattan	70 60
												336	A	A&M-Corpus Christi	49 52
												343	A	Columbia	71 64
												343	H	Columbia	68 54
LAST 12 Division I GAMES:															
202	H	Penn	56 65	295	H	William & Mary	60 56								
21	H	Princeton	46 77	113	A	Texas	40 53								
343	A	Columbia	71 64	336	A	A&M-Corpus Christi	49 52								
343	H	Columbia	68 54	308	H	Morgan St.	77 73								
253	H	Buffalo	70 43	264	A	St. Francis Brooklyn	74 56								
172	A	Bucknell	39 64	252	A	New Hampshire	56 59								

Non-Div I Games: Daemen 75 55

Cornell

Creighton

Through Games Of Sunday, February 3, 2013

Average RPI Win:	153	WON-LOST	WINNING	LAST 10	STRENGTH OF	OPP. STRENGTH	TEAM	ADJ.	CONF.	ADJ CONF.
Average RPI Loss:	48	RECORD	PCT. RANK	GAMES	SCHEDULE	OF SCHEDULE	RPI	RPI	RPI	RPI
DIV. I ONLY	16- 4	30	8- 2	58	91	29	29	10	10	
DIV. I NON-CONF.	8- 3	61	2- 1	12	48	21	21	9	9	
TOTALS	RPI 1-25	RPI 26-50	W-L RECORDS	RPI 51-100	RPI 101-150	RPI 150+				
16- 4	0- 0	1- 2	OVERALL	4- 2	4- 0	7- 0				
6- 2	0- 0	1- 2	HOME	1- 0	2- 0	2- 0				
7- 2	0- 0	0- 0	AWAY	1- 2	1- 0	5- 0				
3- 0	0- 0	0- 0	NEUTRAL	2- 0	1- 0	0- 0				
8- 3	0- 0	1- 2	NON-CONFERENCE	3- 1	1- 0	3- 0				
2- 2	0- 0	1- 2	HOME	0- 0	0- 0	1- 0				
3- 1	0- 0	0- 0	AWAY	1- 1	0- 0	2- 0				
3- 0	0- 0	0- 0	NEUTRAL	2- 0	1- 0	0- 0				
8- 1	0- 0	0- 0	CONFERENCE	1- 1	3- 0	4- 0				
4- 0	0- 0	0- 0	HOME	1- 0	2- 0	1- 0				
4- 1	0- 0	0- 0	AWAY	0- 1	1- 0	3- 0				
0- 0	0- 0	0- 0	NEUTRAL	0- 0	0- 0	0- 0				

RPI 1-25				RPI 26-50				Team's RPI: 29				RPI 51-100				RPI 101+			
RPI	S	Opponent	Score	RPI	S	Opponent	Score	RPI	S	Opponent	Score	RPI	S	Opponent	Score	RPI	S	Opponent	Score
26	H	Nebraska	66 57	27	H	Oklahoma	48 69	62	N	South Fla.	91 74	117	A	Missouri St.	73 53	129	H	UNI	54 40
33	H	Kansas	48 58					63	A	Minnesota	81 88	134	N	Miami (OH)	66 57	138	H	Indiana St.	69 50
								68	A	Wichita St.	45 67	173	A	Evansville	70 63	190	H	Bradley	79 67
								70	A	South Dakota St.	63 54	191	A	Houston	75 54	221	A	South Dakota	53 49
								72	N	BYU	65 62	258	H	North Dakota St.	63 42	281	A	Drake	98 71
								92	H	Illinois St.	64 45	301	A	Southern Ill.	81 60				
LAST 12 Division I GAMES:																			
281	A	Drake	98 71	92	H	Illinois St.	64 45	173	A	Evansville	70 63	301	A	Southern Ill.	81 60	63	A	Minnesota	81 88
190	H	Bradley	79 67	134	N	Miami (OH)	66 57	62	N	South Fla.	91 74								
129	H	UNI	54 40	68	A	Wichita St.	45 67												
117	A	Missouri St.	73 53	138	H	Indiana St.	69 50												

Non-Div I Games:

Creighton

■ Loss,
■ Non-Conf, S Site,
■ Home
■ Away
N Neutral

Average RPI Win:	236	WON-LOST	WINNING	LAST 10	STRENGTH OF	OPP. STRENGTH	TEAM	ADJ.	CONF.	ADJ CONF.
Average RPI Loss:	100	RECORD	PCT. RANK	GAMES	SCHEDULE	OF SCHEDULE	RPI	RPI	RPI	RPI
DIV. I ONLY	5- 13	295	4- 6	53	162	170	170	19	19	
DIV. I NON-CONF.	2- 12	316	1- 7	41	156	217	217	18	18	
TOTALS	RPI 1-25	RPI 26-50	W-L RECORDS	RPI 51-100	RPI 101-150	RPI 150+				
5- 13	0- 1	0- 2	OVERALL	1- 5	0- 3	4- 2				
1- 6	0- 1	0- 2	HOME	1- 2	0- 0	0- 1				
4- 7	0- 0	0- 0	AWAY	0- 3	0- 3	4- 1				
0- 0	0- 0	0- 0	NEUTRAL	0- 0	0- 0	0- 0				
2- 12	0- 1	0- 2	NON-CONFERENCE	0- 4	0- 3	2- 2				
0- 6	0- 1	0- 2	HOME	0- 2	0- 0	0- 1				
2- 6	0- 0	0- 0	AWAY	0- 2	0- 3	2- 1				
0- 0	0- 0	0- 0	NEUTRAL	0- 0	0- 0	0- 0				
3- 1	0- 0	0- 0	CONFERENCE	1- 1	0- 0	2- 0				
1- 0	0- 0	0- 0	HOME	1- 0	0- 0	0- 0				
2- 1	0- 0	0- 0	AWAY	0- 1	0- 0	2- 0				
0- 0	0- 0	0- 0	NEUTRAL	0- 0	0- 0	0- 0				

RPI 1-25				RPI 26-50				RPI 51-100				RPI 101+				Team's RPI: 170
RPI	S	Opponent	Score	RPI	S	Opponent	Score	RPI	S	Opponent	Score	RPI	S	Opponent	Score	
14	H	Villanova	37 60	32	H	Duquesne	39 54	60	A	Marquette	52 70	123	A	Northeastern	45 80	
				36	H	Syracuse	64 91	72	H	BYU	57 58	125	A	FIU	57 64	
								85	H	Hartford	52 67	136	A	Old Dominion	59 73	
								94	A	Albany (NY)	49 62	174	H	Holy Cross	52 64	
								95	A	Harvard	66 88	209	A	Yale	63 48	
								95	H	Harvard	58 45	252	A	New Hampshire	38 54	
												284	A	Massachusetts	57 55	
												294	A	Brown	49 41	
												296	A	Bryant	64 53	
LAST 12 Division I GAMES:																
209	A	Yale	63 48	14	H	Villanova	37 60	125	A	FIU	57 64	85	H	Hartford	52 67	
294	A	Brown	49 41	32	H	Duquesne	39 54	60	A	Marquette	52 70	252	A	New Hampshire	38 54	
95	H	Harvard	58 45													
95	A	Harvard	66 88													
284	A	Massachusetts	57 55													
174	H	Holy Cross	52 64													

Non-Div I Games:

Dartmouth

■ Loss,
■ Non-Conf, S Site,
■ Home
■ Away
N Neutral

Average RPI Win:	253	WON-LOST	WINNING	LAST 10	STRENGTH OF	OPP. STRENGTH	TEAM	ADJ.	CONF.	ADJ CONF.
Average RPI Loss:	83	RECORD	PCT. RANK	GAMES	SCHEDULE	OF SCHEDULE	RPI	RPI	RPI	RPI
DIV. I ONLY	13- 8	99	9- 1	148	244	96	96	22	22	
DIV. I NON-CONF.	3- 7	264	0- 2	58	138	149	149	26	26	
TOTALS	RPI 1-25	RPI 26-50	W-L RECORDS	RPI 51-100	RPI 101-150	RPI 150+				
13- 8	0- 2	0- 3	OVERALL	0- 1	2- 1	11- 1				
6- 1	0- 0	0- 1	HOME	0- 0	2- 0	4- 0				
6- 6	0- 2	0- 2	AWAY	0- 1	0- 1	6- 0				
1- 1	0- 0	0- 0	NEUTRAL	0- 0	0- 0	1- 1				
3- 7	0- 2	0- 2	NON-CONFERENCE	0- 1	1- 1	2- 1				
1- 0	0- 0	0- 0	HOME	0- 0	1- 0	0- 0				
1- 6	0- 2	0- 2	AWAY	0- 1	0- 1	1- 0				
1- 1	0- 0	0- 0	NEUTRAL	0- 0	0- 0	1- 1				
10- 1	0- 0	0- 1	CONFERENCE	0- 0	1- 0	9- 0				
5- 1	0- 0	0- 1	HOME	0- 0	1- 0	4- 0				
5- 0	0- 0	0- 0	AWAY	0- 0	0- 0	5- 0				
0- 0	0- 0	0- 0	NEUTRAL	0- 0	0- 0	0- 0				

RPI 1-25				RPI 26-50				RPI 51-100				Team's RPI: 96	RPI 101+			
RPI	S	Opponent	Score	RPI	S	Opponent	Score	RPI	S	Opponent	Score		RPI	S	Opponent	Score
6	A	Tennessee	40 75	42	A	Miami (FL)	35 67	73	A	Charlotte	54 69		111	H	Appalachian St.	65 49
17	A	North Carolina	59 70	47	H	Chattanooga	56 60						135	H	High Point	59 42
				48	A	Rutgers	49 55						139	A	Mercer	43 46
													162	H	Elon	77 62
													203	A	Col. of Charleston	65 57
													218	A	Furman	87 46
													225	H	Samford	63 51
													288	N	Northern Ill.	61 64
													311	A	Ga. Southern	73 61
													311	H	Ga. Southern	61 49
													317	A	Western Caro.	65 56
													320	A	Wofford	58 45
													322	A	Gardner-Webb	59 56
													328	N	Kennesaw St.	63 54
													329	H	UNC Greensboro	88 48
LAST 12 Division I GAMES:																
311	A	Ga. Southern	73 61	218	A	Furman	87 46									
317	A	Western Caro.	65 56	320	A	Wofford	58 45									
162	H	Elon	77 62	203	A	Col. of Charleston	65 57									
329	H	UNC Greensboro	88 48	111	H	Appalachian St.	65 49									
225	H	Samford	63 51	6	A	Tennessee	40 75									
47	H	Chattanooga	56 60	73	A	Charlotte	54 69									

Non-Div I Games:

Davidson

■ Loss,
■ Non-Conf,
■ S Site,
■ H Home
■ A Away
N Neutral

Average RPI Win:	163	WON-LOST	WINNING	LAST 10	STRENGTH OF	OPP. STRENGTH	TEAM	ADJ.	CONF.	ADJ CONF.
Average RPI Loss:	86	RECORD	PCT. RANK	GAMES	SCHEDULE	OF SCHEDULE	RPI	RPI	RPI	RPI
DIV. I ONLY	19- 1	5	9- 1	113	114	20	20	8	8	
DIV. I NON-CONF.	12- 1	4	4- 1	36	139	7	7	8	8	
TOTALS	RPI 1-25	RPI 26-50	W-L RECORDS	RPI 51-100	RPI 101-150	RPI 150+				
19- 1	0- 0	4- 0	OVERALL	0- 1	6- 0	9- 0				
8- 0	0- 0	3- 0	HOME	0- 0	1- 0	4- 0				
9- 1	0- 0	1- 0	AWAY	0- 1	5- 0	3- 0				
2- 0	0- 0	0- 0	NEUTRAL	0- 0	0- 0	2- 0				
12- 1	0- 0	4- 0	NON-CONFERENCE	0- 1	4- 0	4- 0				
5- 0	0- 0	3- 0	HOME	0- 0	1- 0	1- 0				
5- 1	0- 0	1- 0	AWAY	0- 1	3- 0	1- 0				
2- 0	0- 0	0- 0	NEUTRAL	0- 0	0- 0	2- 0				
7- 0	0- 0	0- 0	CONFERENCE	0- 0	2- 0	5- 0				
3- 0	0- 0	0- 0	HOME	0- 0	0- 0	3- 0				
4- 0	0- 0	0- 0	AWAY	0- 0	2- 0	2- 0				
0- 0	0- 0	0- 0	NEUTRAL	0- 0	0- 0	0- 0				

RPI 1-25			Team's RPI: 20		RPI 26-50			RPI 51-100			RPI 101+				
RPI	S	Opponent	Score	RPI	S	Opponent	Score	RPI	S	Opponent	Score	RPI	S	Opponent	Score
				30	A	DePaul	92 80	86	A	Bowling Green	40 65	102	A	Richmond	72 64
				34	H	Vanderbilt	71 66					103	A	Butler	82 39
				35	H	Michigan St.	60 53					114	A	Arizona St.	65 59
				46	H	Toledo	79 76					133	H	Eastern Ill.	105 42
												140	A	Akron	90 59
												145	A	Wright St.	95 73
												179	H	La Salle	95 47
												181	H	George Washington	80 52
												235	A	VCU	60 49
												253	H	Buffalo	68 44
												261	N	UNLV	82 58
												265	N	Mississippi Val.	93 59
												266	A	Siena	91 53
												284	H	Massachusetts	83 44
												290	A	Rhode Island	74 48
LAST 12 Division I GAMES:															
				102	A	Richmond	72 64	103	A	Butler	82 39				
				235	A	VCU	60 49	86	A	Bowling Green	40 65				
				284	H	Massachusetts	83 44	266	A	Siena	91 53				
				181	H	George Washington	80 52	140	A	Akron	90 59				
				290	A	Rhode Island	74 48	35	H	Michigan St.	60 53				
				179	H	La Salle	95 47	114	A	Arizona St.	65 59				

Non-Div I Games:

Dayton

Average RPI Win:	148	WON-LOST	WINNING	LAST 10	STRENGTH OF	OPP. STRENGTH	TEAM	ADJ.	CONF.	ADJ CONF.
Average RPI Loss:	25	RECORD	PCT. RANK	GAMES	SCHEDULE	OF SCHEDULE	RPI	RPI	RPI	RPI
DIV. I ONLY	16- 6	53	7- 3	20	64	30	30	3	3	
DIV. I NON-CONF.	11- 3	41	4- 0	25	101	27	27	3	3	
TOTALS	RPI 1-25	RPI 26-50	W-L RECORDS	RPI 51-100	RPI 101-150	RPI 150+				
16- 6	2- 4	0- 1	OVERALL	4- 1	2- 0	8- 0				
12- 1	2- 1	0- 0	HOME	2- 0	2- 0	6- 0				
2- 4	0- 2	0- 1	AWAY	0- 1	0- 0	2- 0				
2- 1	0- 1	0- 0	NEUTRAL	2- 0	0- 0	0- 0				
11- 3	1- 3	0- 0	NON-CONFERENCE	3- 0	2- 0	5- 0				
8- 1	1- 1	0- 0	HOME	1- 0	2- 0	4- 0				
1- 1	0- 1	0- 0	AWAY	0- 0	0- 0	1- 0				
2- 1	0- 1	0- 0	NEUTRAL	2- 0	0- 0	0- 0				
5- 3	1- 1	0- 1	CONFERENCE	1- 1	0- 0	3- 0				
4- 0	1- 0	0- 0	HOME	1- 0	0- 0	2- 0				
1- 3	0- 1	0- 1	AWAY	0- 1	0- 0	1- 0				
0- 0	0- 0	0- 0	NEUTRAL	0- 0	0- 0	0- 0				

RPI 1-25				RPI 26-50				Team's RPI: 30	RPI 51-100				RPI 101+			
RPI	S	Opponent	Score	RPI	S	Opponent	Score		RPI	S	Opponent	Score	RPI	S	Opponent	Score
10	N	South Carolina	46 55	36	A	Syracuse	80 84		60	A	Marquette	66 70	120	H	Howard	68 51
12	A	Kentucky	64 96						62	H	South Fla.	91 75	141	H	Oral Roberts	97 74
14	A	Villanova	45 65						66	N	FGCU	60 58	169	A	Cincinnati	51 45
20	H	Dayton	80 92						84	N	Hampton	68 67	183	H	Providence	79 67
21	H	Princeton	86 75						90	H	Northwestern	89 61	193	H	Nicholls St.	87 57
23	H	Louisville	86 80										195	H	Pittsburgh	57 55
													209	H	Yale	95 80
													250	H	Milwaukee	94 83
													275	A	Loyola Chicago	87 69
													288	H	Northern Ill.	68 46
LAST 12 Division I GAMES:																
60	A	Marquette	66 70	14	A	Villanova	45 65									
195	H	Pittsburgh	57 55	23	H	Louisville	86 80									
169	A	Cincinnati	51 45	141	H	Oral Roberts	97 74									
183	H	Providence	79 67	21	H	Princeton	86 75									
36	A	Syracuse	80 84	275	A	Loyola Chicago	87 69									
62	H	South Fla.	91 75	288	H	Northern Ill.	68 46									

Non-Div I Games:

DePaul

Delaware

Through Games Of Sunday, February 3, 2013

Average RPI Win:	157	WON-LOST	WINNING	LAST 10	STRENGTH OF	OPP. STRENGTH	TEAM	ADJ.	CONF.	ADJ CONF.
Average RPI Loss:	26	RECORD	PCT. RANK	GAMES	SCHEDULE	OF SCHEDULE	RPI	RPI	RPI	RPI
DIV. I ONLY	18- 3	15	10- 0	68	66	24	24	14	14	
DIV. I NON-CONF.	9- 3	55	3- 0	38	5	28	28	15	15	
TOTALS	RPI 1-25	RPI 26-50	W-L RECORDS	RPI 51-100	RPI 101-150	RPI 150+				
18- 3	2- 1	1- 2	OVERALL	2- 0	5- 0	8- 0				
9- 2	1- 1	0- 1	HOME	0- 0	3- 0	5- 0				
7- 1	0- 0	0- 1	AWAY	2- 0	2- 0	3- 0				
2- 0	1- 0	1- 0	NEUTRAL	0- 0	0- 0	0- 0				
9- 3	2- 1	1- 2	NON-CONFERENCE	1- 0	1- 0	4- 0				
4- 2	1- 1	0- 1	HOME	0- 0	1- 0	2- 0				
3- 1	0- 0	0- 1	AWAY	1- 0	0- 0	2- 0				
2- 0	1- 0	1- 0	NEUTRAL	0- 0	0- 0	0- 0				
9- 0	0- 0	0- 0	CONFERENCE	1- 0	4- 0	4- 0				
5- 0	0- 0	0- 0	HOME	0- 0	2- 0	3- 0				
4- 0	0- 0	0- 0	AWAY	1- 0	2- 0	1- 0				
0- 0	0- 0	0- 0	NEUTRAL	0- 0	0- 0	0- 0				

RPI	S	Opponent	Score	RPI	S	Opponent	Score	RPI	S	Opponent	Score	RPI	S	Opponent	Score
8	H	Maryland	53 69	32	A	Duquesne	47 51	57	A	St. John's (NY)	60 59	123	A	Northeastern	76 51
14	N	Villanova	59 45	32	N	Duquesne	60 45	79	A	Drexel	65 56	123	H	Northeastern	77 50
21	H	Princeton	59 58	38	H	Georgetown	56 62					126	H	Sam Houston St.	63 31
												132	H	Hofstra	79 63
												136	A	Old Dominion	63 46
												183	H	Providence	64 46
												200	H	St. Bonaventure	68 58
												219	A	Georgia St.	70 38
												228	A	Monmouth	82 53
												268	H	George Mason	62 27
												290	A	Rhode Island	57 40
												299	H	Towson	76 44
												300	H	UNC Wilmington	67 39
LAST 12 Division I GAMES:															
132	H	Hofstra	79 63	123	A	Northeastern	76 51								
219	A	Georgia St.	70 38	136	A	Old Dominion	63 46								
123	H	Northeastern	77 50	268	H	George Mason	62 27								
79	A	Drexel	65 56	57	A	St. John's (NY)	60 59								
300	H	UNC Wilmington	67 39	32	N	Duquesne	60 45								
299	H	Towson	76 44	14	N	Villanova	59 45								

Non-Div I Games:

Delaware

Loss, Non-Conf, S Site, H Home A Away N Neutral

Average RPI Win:	322	WON-LOST	WINNING	LAST 10	STRENGTH OF	OPP. STRENGTH	TEAM	ADJ.	CONF.	ADJ CONF.
Average RPI Loss:	156	RECORD	PCT. RANK	GAMES	SCHEDULE	OF SCHEDULE	RPI	RPI	RPI	RPI
DIV. I ONLY	6- 11	252	5- 4	275	314	257	257	30	30	
DIV. I NON-CONF.	1- 10	324	1- 6	159	258	298	298	30	30	
TOTALS	RPI 1-25	RPI 26-50	W-L RECORDS	RPI 51-100	RPI 101-150	RPI 150+				
6- 11	0- 1	0- 0	OVERALL	0- 4	0- 1	6- 5				
2- 2	0- 0	0- 0	HOME	0- 1	0- 1	2- 0				
4- 7	0- 1	0- 0	AWAY	0- 2	0- 0	4- 4				
0- 2	0- 0	0- 0	NEUTRAL	0- 1	0- 0	0- 1				
1- 10	0- 1	0- 0	NON-CONFERENCE	0- 4	0- 0	1- 5				
0- 1	0- 0	0- 0	HOME	0- 1	0- 0	0- 0				
1- 7	0- 1	0- 0	AWAY	0- 2	0- 0	1- 4				
0- 2	0- 0	0- 0	NEUTRAL	0- 1	0- 0	0- 1				
5- 1	0- 0	0- 0	CONFERENCE	0- 0	0- 1	5- 0				
2- 1	0- 0	0- 0	HOME	0- 0	0- 1	2- 0				
3- 0	0- 0	0- 0	AWAY	0- 0	0- 0	3- 0				
0- 0	0- 0	0- 0	NEUTRAL	0- 0	0- 0	0- 0				

RPI 1-25				RPI 26-50				RPI 51-100				RPI 101+ Team's RPI: 257			
RPI	S	Opponent	Score	RPI	S	Opponent	Score	RPI	S	Opponent	Score	RPI	S	Opponent	Score
12	A	Kentucky	50 90					70	A	South Dakota St.	57 72	120	H	Howard	40 54
								81	A	Fordham	38 69	191	A	Houston	58 71
								89	N	Wisconsin	54 83	211	N	Central Conn. St.	54 76
								94	H	Albany (NY)	57 79	264	A	St. Francis Brooklyn	50 69
												279	A	Florida A&M	57 53
												289	A	NJIT	42 55
												299	A	Towson	61 69
												314	A	Bethune-Cookman	62 57
												327	A	UMES	72 63
												327	H	UMES	67 52
												342	H	N.C. Central	58 49
												344	A	Houston Baptist	84 83
LAST 12 Division I GAMES:															
342	H	N.C. Central	58 49	211	N	Central Conn. St.	54 76								
279	A	Florida A&M	57 53	89	N	Wisconsin	54 83								
314	A	Bethune-Cookman	62 57	299	A	Towson	61 69								
327	A	UMES	72 63	70	A	South Dakota St.	57 72								
191	A	Houston	58 71	94	H	Albany (NY)	57 79								
344	A	Houston Baptist	84 83	289	A	NJIT	42 55								

Non-Div I Games: Wilmington (DE) 88 46 Wesley 76 34

Delaware St.

■ Loss,
 ■ Non-Conf,
 ■ S Site,
 ■ Home
 ■ A Away
 N Neutral

Average RPI Win: 258	WON-LOST	WINNING	LAST 10	STRENGTH OF	OPP. STRENGTH	TEAM	ADJ.	CONF.	ADJ CONF.
Average RPI Loss: 124	RECORD	PCT. RANK	GAMES	SCHEDULE	OF SCHEDULE	RPI	RPI	RPI	RPI
DIV. I ONLY	11- 11	164	6- 4	229	185	212	212	24	24
DIV. I NON-CONF.	5- 6	187	1- 0	189	83	182	182	24	24
TOTALS	RPI 1-25	RPI 26-50	W-L RECORDS	RPI 51-100	RPI 101-150	RPI 150+			
11- 11	0- 1	0- 0	OVERALL	0- 4	0- 2	11- 4			
6- 6	0- 1	0- 0	HOME	0- 1	0- 2	6- 2			
5- 5	0- 0	0- 0	AWAY	0- 3	0- 0	5- 2			
0- 0	0- 0	0- 0	NEUTRAL	0- 0	0- 0	0- 0			
5- 6	0- 1	0- 0	NON-CONFERENCE	0- 4	0- 1	5- 0			
2- 3	0- 1	0- 0	HOME	0- 1	0- 1	2- 0			
3- 3	0- 0	0- 0	AWAY	0- 3	0- 0	3- 0			
0- 0	0- 0	0- 0	NEUTRAL	0- 0	0- 0	0- 0			
6- 5	0- 0	0- 0	CONFERENCE	0- 0	0- 1	6- 4			
4- 3	0- 0	0- 0	HOME	0- 0	0- 1	4- 2			
2- 2	0- 0	0- 0	AWAY	0- 0	0- 0	2- 2			
0- 0	0- 0	0- 0	NEUTRAL	0- 0	0- 0	0- 0			

RPI 1-25				RPI 26-50				RPI 51-100				RPI 101+ Team's RPI: 212			
RPI	S	Opponent	Score	RPI	S	Opponent	Score	RPI	S	Opponent	Score	RPI	S	Opponent	Score
22	H	Colorado	63 83					63	A	Minnesota	51 74	104	H	Montana St.	55 73
								67	A	Wyoming	66 81	148	H	Idaho	60 68
								78	A	Montana	56 58	151	H	Northern Colo.	57 46
								97	H	Utah	60 75	164	H	Louisiana Tech	77 82
												166	A	Utah St.	69 85
												182	H	Seattle	66 69
												242	A	Colorado St.	50 48
												246	A	UTSA	75 73
												246	H	UTSA	53 49
												248	A	Oregon	73 62
												254	H	New Mexico St.	67 58
												269	A	UC Irvine	62 52
												272	A	San Jose St.	67 68
												276	A	Texas St.	73 70
												276	H	Texas St.	75 62
												307	H	Texas-Arlington	90 52
												323	H	Air Force	77 73
LAST 12 Division I GAMES:															
276	H	Texas St.	75 62	148	H	Idaho	60 68								
246	H	UTSA	53 49	246	A	UTSA	75 73								
254	H	New Mexico St.	67 58	276	A	Texas St.	73 70								
166	A	Utah St.	69 85	307	H	Texas-Arlington	90 52								
272	A	San Jose St.	67 68	164	H	Louisiana Tech	77 82								
182	H	Seattle	66 69	242	A	Colorado St.	50 48								

Non-Div I Games:

Denver

■ Loss,
 ■ Non-Conf,
 S Site,
 ■ Home
 ■ Away
 N Neutral

Average RPI Win:	249	WON-LOST	WINNING	LAST 10	STRENGTH OF	OPP. STRENGTH	TEAM	ADJ.	CONF.	ADJ CONF.
Average RPI Loss:	103	RECORD	PCT. RANK	GAMES	SCHEDULE	OF SCHEDULE	RPI	RPI	RPI	RPI
DIV. I ONLY	10- 7	123	6- 3	204	134	112	112	13	13	
DIV. I NON-CONF.	5- 5	159	1- 2	204	108	142	142	12	12	
TOTALS	RPI 1-25	RPI 26-50	W-L RECORDS	RPI 51-100	RPI 101-150	RPI 150+				
10- 7	0- 2	0- 1	OVERALL	0- 1	1- 1	9- 2				
5- 0	0- 0	0- 0	HOME	0- 0	0- 0	5- 0				
5- 5	0- 1	0- 1	AWAY	0- 1	1- 0	4- 2				
0- 2	0- 1	0- 0	NEUTRAL	0- 0	0- 1	0- 0				
5- 5	0- 1	0- 1	NON-CONFERENCE	0- 1	0- 1	5- 1				
2- 0	0- 0	0- 0	HOME	0- 0	0- 0	2- 0				
3- 3	0- 0	0- 1	AWAY	0- 1	0- 0	3- 1				
0- 2	0- 1	0- 0	NEUTRAL	0- 0	0- 1	0- 0				
5- 2	0- 1	0- 0	CONFERENCE	0- 0	1- 0	4- 1				
3- 0	0- 0	0- 0	HOME	0- 0	0- 0	3- 0				
2- 2	0- 1	0- 0	AWAY	0- 0	1- 0	1- 1				
0- 0	0- 0	0- 0	NEUTRAL	0- 0	0- 0	0- 0				

RPI 1-25				RPI 26-50				RPI 51-100				RPI 101+ Team's RPI: 112			
RPI	S	Opponent	Score	RPI	S	Opponent	Score	RPI	S	Opponent	Score	RPI	S	Opponent	Score
7	N	Penn St.	72 80	39	A	Michigan	62 70	62	A	South Fla.	60 74	144	N	South Ala.	56 59
19	A	Green Bay	31 62									145	A	Wright St.	86 76
												215	A	Cleveland St.	66 77
												215	H	Cleveland St.	96 77
												222	A	Eastern Mich.	61 54
												232	A	Ball St.	64 73
												245	H	Canisius	65 54
												250	A	Milwaukee	61 59
												274	H	Western Mich.	97 57
												275	H	Loyola Chicago	76 66
												280	A	IPFW	88 58
												285	H	Ill.-Chicago	74 68
												298	A	Ohio	65 53
LAST 12 Division I GAMES:															
250	A	Milwaukee	61 59	19	A	Green Bay	31 62	62	A	South Fla.	60 74	280	A	IPFW	88 58
215	H	Cleveland St.	96 77	62	A	South Fla.	60 74	232	A	Ball St.	64 73	298	A	Ohio	65 53
285	H	Ill.-Chicago	74 68	280	A	IPFW	88 58	274	H	Western Mich.	97 57				
275	H	Loyola Chicago	76 66												
145	A	Wright St.	86 76												
215	A	Cleveland St.	66 77												

Non-Div I Games: Lourdes 101 50 Madonna 90 43

Detroit

Average RPI Win:	231	WON-LOST	WINNING	LAST 10	STRENGTH OF	OPP. STRENGTH	TEAM	ADJ.	CONF.	ADJ CONF.
Average RPI Loss:	150	RECORD	PCT. RANK	GAMES	SCHEDULE	OF SCHEDULE	RPI	RPI	RPI	RPI
DIV. I ONLY	7- 13	254	3- 7	276	123	281	281	10	10	
DIV. I NON-CONF.	5- 6	187	2- 1	324	174	276	276	9	9	
TOTALS	RPI 1-25	RPI 26-50	W-L RECORDS	RPI 51-100	RPI 101-150	RPI 150+				
7- 13	0- 1	0- 2	OVERALL	0- 2	1- 2	6- 6				
5- 5	0- 0	0- 2	HOME	0- 1	1- 1	4- 1				
2- 6	0- 1	0- 0	AWAY	0- 1	0- 1	2- 3				
0- 2	0- 0	0- 0	NEUTRAL	0- 0	0- 0	0- 2				
5- 6	0- 1	0- 1	NON-CONFERENCE	0- 0	0- 0	5- 4				
3- 2	0- 0	0- 1	HOME	0- 0	0- 0	3- 1				
2- 2	0- 1	0- 0	AWAY	0- 0	0- 0	2- 1				
0- 2	0- 0	0- 0	NEUTRAL	0- 0	0- 0	0- 2				
2- 7	0- 0	0- 1	CONFERENCE	0- 2	1- 2	1- 2				
2- 3	0- 0	0- 1	HOME	0- 1	1- 1	1- 0				
0- 4	0- 0	0- 0	AWAY	0- 1	0- 1	0- 2				
0- 0	0- 0	0- 0	NEUTRAL	0- 0	0- 0	0- 0				

RPI S	Opponent	Score	RPI S	Opponent	Score	RPI S	Opponent	Score	RPI S	Opponent	Score	Team's RPI: 281
25	A Iowa St.	45 87	29	H Creighton	71 98	68	A Wichita St.	51 70	117	A Missouri St.	77 80	
			31	H Iowa	65 82	92	H Illinois St.	66 71	129	H UNI	63 55	
									138	H Indiana St.	49 67	
									168	H Saint Louis	61 55	
									173	A Evansville	62 68	
									190	H Bradley	66 62	
									221	H South Dakota	69 74	
									223	A North Dakota	63 67	
									250	A Milwaukee	80 70	
									258	A North Dakota St.	62 50	
									268	N George Mason	70 76	
									269	N UC Irvine	64 69	
									285	H Ill.-Chicago	71 61	
									301	A Southern Ill.	70 77	
									339	H Chicago St.	67 39	
LAST 12 Division I GAMES:												
29	H Creighton	71 98	138	H Indiana St.	49 67							
129	H UNI	63 55	301	A Southern Ill.	70 77							
190	H Bradley	66 62	173	A Evansville	62 68							
68	A Wichita St.	51 70	250	A Milwaukee	80 70							
117	A Missouri St.	77 80	168	H Saint Louis	61 55							
92	H Illinois St.	66 71	31	H Iowa	65 82							

Non-Div I Games:

Drake

Average RPI Win: 225	WON-LOST	WINNING	LAST 10	STRENGTH OF	OPP. STRENGTH	TEAM	ADJ.	CONF.	ADJ CONF.
Average RPI Loss: 57	RECORD	PCT. RANK	GAMES	SCHEDULE	OF SCHEDULE	RPI	RPI	RPI	RPI
DIV. I ONLY	14- 6	67	7- 3	163	111	79	79	14	14
DIV. I NON-CONF.	7- 4	103	1- 2	200	56	103	103	15	15
TOTALS	RPI 1-25	RPI 26-50	W-L RECORDS	RPI 51-100	RPI 101-150	RPI 150+			
14- 6	0- 3	0- 1	OVERALL	1- 0	2- 2	11- 0			
4- 3	0- 1	0- 1	HOME	0- 0	1- 1	3- 0			
7- 3	0- 2	0- 0	AWAY	1- 0	1- 1	5- 0			
3- 0	0- 0	0- 0	NEUTRAL	0- 0	0- 0	3- 0			
7- 4	0- 2	0- 1	NON-CONFERENCE	0- 0	0- 1	7- 0			
1- 2	0- 0	0- 1	HOME	0- 0	0- 1	1- 0			
3- 2	0- 2	0- 0	AWAY	0- 0	0- 0	3- 0			
3- 0	0- 0	0- 0	NEUTRAL	0- 0	0- 0	3- 0			
7- 2	0- 1	0- 0	CONFERENCE	1- 0	2- 1	4- 0			
3- 1	0- 1	0- 0	HOME	0- 0	1- 0	2- 0			
4- 1	0- 0	0- 0	AWAY	1- 0	1- 1	2- 0			
0- 0	0- 0	0- 0	NEUTRAL	0- 0	0- 0	0- 0			

RPI 1-25				RPI 26-50				RPI 51-100				RPI 101+			
RPI	S	Opponent	Score	RPI	S	Opponent	Score	RPI	S	Opponent	Score	RPI	S	Opponent	Score
10	A	South Carolina	55 58	45	H	Saint Joseph's	45 47	91	A	James Madison	48 46	105	H	American	52 58
21	A	Princeton	59 74									123	A	Northeastern	85 73
24	H	Delaware	56 65									132	H	Hofstra	59 53
												136	A	Old Dominion	50 53
												179	A	La Salle	56 53
												183	A	Providence	60 50
												202	H	Penn	77 50
												219	H	Georgia St.	79 55
												273	N	Colgate	51 33
												277	N	UMKC	76 40
												286	A	Vermont	66 49
												290	N	Rhode Island	55 43
												295	A	William & Mary	58 46
												299	H	Towson	76 55
												300	A	UNC Wilmington	64 51
LAST 12 Division I GAMES:															
219	H	Georgia St.	79 55	300	A	UNC Wilmington	64 51								
136	A	Old Dominion	50 53	91	A	James Madison	48 46								
24	H	Delaware	56 65	299	H	Towson	76 55								
123	A	Northeastern	85 73	21	A	Princeton	59 74								
295	A	William & Mary	58 46	105	H	American	52 58								
132	H	Hofstra	59 53	202	H	Penn	77 50								

Non-Div I Games:

Drexel

Average RPI Win:	129	WON-LOST	WINNING	LAST 10	STRENGTH OF	OPP. STRENGTH	TEAM	ADJ.	CONF.	ADJ CONF.
Average RPI Loss:	2	RECORD	PCT. RANK	GAMES	SCHEDULE	OF SCHEDULE	RPI	RPI	RPI	RPI
DIV. I ONLY	20- 1	1	9- 1	92	7	11	11	5	5	
DIV. I NON-CONF.	10- 1	16	2- 1	64	19	9	9	4	4	
TOTALS	RPI 1-25	RPI 26-50	W-L RECORDS	RPI 51-100	RPI 101-150	RPI 150+				
20- 1	2- 1	2- 0	OVERALL	4- 0	3- 0	9- 0				
10- 0	1- 0	1- 0	HOME	2- 0	1- 0	5- 0				
8- 1	1- 1	1- 0	AWAY	1- 0	2- 0	3- 0				
2- 0	0- 0	0- 0	NEUTRAL	1- 0	0- 0	1- 0				
10- 1	1- 1	1- 0	NON-CONFERENCE	1- 0	1- 0	6- 0				
5- 0	1- 0	0- 0	HOME	0- 0	0- 0	4- 0				
3- 1	0- 1	1- 0	AWAY	0- 0	1- 0	1- 0				
2- 0	0- 0	0- 0	NEUTRAL	1- 0	0- 0	1- 0				
10- 0	1- 0	1- 0	CONFERENCE	3- 0	2- 0	3- 0				
5- 0	0- 0	1- 0	HOME	2- 0	1- 0	1- 0				
5- 0	1- 0	0- 0	AWAY	1- 0	1- 0	2- 0				
0- 0	0- 0	0- 0	NEUTRAL	0- 0	0- 0	0- 0				

RPI	S	Opponent	Score
2	A	Connecticut	49 79
5	H	California	77 63
17	A	North Carolina	84 63

RPI	S	Opponent	Score
39	A	Michigan	71 54
42	H	Miami (FL)	82 43

RPI	S	Opponent	Score
57	N	St. John's (NY)	60 42
69	H	Georgia Tech	85 52
98	A	Boston College	90 53
98	H	Boston College	80 56

RPI	S	Opponent	Score
115	A	North Carolina St.	67 57
121	A	Southern California	75 60
130	H	Virginia Tech	58 26
152	A	Clemson	60 46
152	H	Clemson	82 45
153	A	Wake Forest	73 44
177	H	Iona	100 31
189	H	Presbyterian	84 45
216	H	Valparaiso	90 45
228	H	Monmouth	73 32
231	A	Xavier	82 59
287	N	CSU Bakersfield	97 63

LAST 12 Division I GAMES:

17	A	North Carolina	84 63	153	A	Wake Forest	73 44
42	H	Miami (FL)	82 43	152	H	Clemson	82 45
98	H	Boston College	80 56	98	A	Boston College	90 53
152	A	Clemson	60 46	115	A	North Carolina St.	67 57
2	A	Connecticut	49 79	228	H	Monmouth	73 32
130	H	Virginia Tech	58 26	121	A	Southern California	75 60

Non-Div I Games:

Duke

■ Loss,
 ■ Non-Conf, S Site,
 ■ Home
 ■ Away
 N Neutral

Average RPI Win:	161	WON-LOST	WINNING	LAST 10	STRENGTH OF	OPP. STRENGTH	TEAM	ADJ.	CONF.	ADJ CONF.
Average RPI Loss:	62	RECORD	PCT. RANK	GAMES	SCHEDULE	OF SCHEDULE	RPI	RPI	RPI	RPI
DIV. I ONLY	17- 4	27	7- 3	69	90	32	32	8	8	
DIV. I NON-CONF.	11- 3	41	3- 2	51	64	31	31	8	8	
TOTALS	RPI 1-25	RPI 26-50	W-L RECORDS	RPI 51-100	RPI 101-150	RPI 150+				
17- 4	1- 2	1- 0	OVERALL	3- 1	2- 1	10- 0				
9- 1	1- 0	0- 0	HOME	3- 0	2- 1	3- 0				
8- 2	0- 1	1- 0	AWAY	0- 1	0- 0	7- 0				
0- 1	0- 1	0- 0	NEUTRAL	0- 0	0- 0	0- 0				
11- 3	1- 2	1- 0	NON-CONFERENCE	2- 0	1- 1	6- 0				
6- 1	1- 0	0- 0	HOME	2- 0	1- 1	2- 0				
5- 1	0- 1	1- 0	AWAY	0- 0	0- 0	4- 0				
0- 1	0- 1	0- 0	NEUTRAL	0- 0	0- 0	0- 0				
6- 1	0- 0	0- 0	CONFERENCE	1- 1	1- 0	4- 0				
3- 0	0- 0	0- 0	HOME	1- 0	1- 0	1- 0				
3- 1	0- 0	0- 0	AWAY	0- 1	0- 0	3- 0				
0- 0	0- 0	0- 0	NEUTRAL	0- 0	0- 0	0- 0				

RPI 1-25				RPI 26-50				Team's RPI: 32				RPI 51-100				RPI 101+			
RPI	S	Opponent	Score	RPI	S	Opponent	Score	RPI	S	Opponent	Score	RPI	S	Opponent	Score	RPI	S	Opponent	Score
17	A	North Carolina	58 62	43	A	West Virginia	62 54	73	A	Charlotte	54 63	107	H	Temple	65 45				
24	H	Delaware	51 47					80	H	Liberty	63 46	108	H	Saint Francis (PA)	69 38				
24	N	Delaware	45 60					81	H	Fordham	68 50	134	H	Miami (OH)	49 54				
								91	H	James Madison	62 57	168	H	Saint Louis	68 41				
												170	A	Dartmouth	54 39				
												181	A	George Washington	63 59				
												195	H	Pittsburgh	70 61				
												223	H	North Dakota	64 38				
												231	A	Xavier	56 54				
												235	A	VCU	73 51				
												253	A	Buffalo	78 52				
												256	A	Robert Morris	61 47				
												298	A	Ohio	62 55				
LAST 12 Division I GAMES:																			
73	A	Charlotte	54 63	231	A	Xavier	56 54												
181	A	George Washington	63 59	134	H	Miami (OH)	49 54												
81	H	Fordham	68 50	24	N	Delaware	45 60												
235	A	VCU	73 51	170	A	Dartmouth	54 39												
107	H	Temple	65 45	43	A	West Virginia	62 54												
168	H	Saint Louis	68 41	91	H	James Madison	62 57												

Non-Div I Games:

Duquesne

■ Loss,
 ■ Non-Conf,
 ■ S Site,
 ■ H Home
 ■ A Away
 N Neutral

East Carolina

Through Games Of Sunday, February 3, 2013

Average RPI Win: 222	WON-LOST	WINNING	LAST 10	STRENGTH OF	OPP. STRENGTH	TEAM	ADJ.	CONF.	ADJ CONF.
Average RPI Loss: 111	RECORD	PCT. RANK	GAMES	SCHEDULE	OF SCHEDULE	RPI	RPI	RPI	RPI
DIV. I ONLY	13- 5	56	7- 3	230	148	101	101	9	9
DIV. I NON-CONF.	8- 3	61	4- 1	305	240	163	163	10	10
TOTALS	RPI 1-25	RPI 26-50	W-L RECORDS	RPI 51-100	RPI 101-150	RPI 150+			
13- 5	0- 1	0- 0	OVERALL	1- 1	1- 2	11- 1			
8- 1	0- 0	0- 0	HOME	0- 0	1- 0	7- 1			
4- 3	0- 0	0- 0	AWAY	1- 1	0- 2	3- 0			
1- 1	0- 1	0- 0	NEUTRAL	0- 0	0- 0	1- 0			
8- 3	0- 1	0- 0	NON-CONFERENCE	0- 0	0- 1	8- 1			
4- 1	0- 0	0- 0	HOME	0- 0	0- 0	4- 1			
3- 1	0- 0	0- 0	AWAY	0- 0	0- 1	3- 0			
1- 1	0- 1	0- 0	NEUTRAL	0- 0	0- 0	1- 0			
5- 2	0- 0	0- 0	CONFERENCE	1- 1	1- 1	3- 0			
4- 0	0- 0	0- 0	HOME	0- 0	1- 0	3- 0			
1- 2	0- 0	0- 0	AWAY	1- 1	0- 1	0- 0			
0- 0	0- 0	0- 0	NEUTRAL	0- 0	0- 0	0- 0			

RPI 1-25				RPI 26-50				RPI 51-100				RPI 101+ Team's RPI: 101			
RPI	S	Opponent	Score	RPI	S	Opponent	Score	RPI	S	Opponent	Score	RPI	S	Opponent	Score
17	N	North Carolina	67 76					71	A	UTEP	66 81	116	H	Rice	60 41
								99	A	Tulane	55 52	128	A	Memphis	56 66
												137	A	Navy	48 57
												160	H	UCF	59 48
												162	H	Elon	71 64
												196	H	Tulsa	69 63
												198	H	Campbell	74 54
												203	H	Col. of Charleston	62 72
												228	N	Monmouth	64 49
												235	A	VCU	67 56
												249	H	Marshall	54 47
												268	A	George Mason	71 53
												295	A	William & Mary	68 62
												338	H	Norfolk St.	54 46
												342	H	N.C. Central	65 28
LAST 12 Division I GAMES:															
160	H	UCF	59 48	116	H	Rice	60 41								
249	H	Marshall	54 47	268	A	George Mason	71 53								
99	A	Tulane	55 52	162	H	Elon	71 64								
196	H	Tulsa	69 63	17	N	North Carolina	67 76								
128	A	Memphis	56 66	235	A	VCU	67 56								
71	A	UTEP	66 81	342	H	N.C. Central	65 28								

Non-Div I Games: St. Andrews 84 41 Converse 79 23

East Carolina

Loss, Non-Conf, S Site, H Home A Away N Neutral

Average RPI Win:	288	WON-LOST	WINNING	LAST 10	STRENGTH OF	OPP. STRENGTH	TEAM	ADJ.	CONF.	ADJ CONF.
Average RPI Loss:	131	RECORD	PCT. RANK	GAMES	SCHEDULE	OF SCHEDULE	RPI	RPI	RPI	RPI
DIV. I ONLY	6- 11	252	4- 6	151	296	237	237	28	28	
DIV. I NON-CONF.	2- 6	287	0- 3	28	205	161	161	28	28	
TOTALS	RPI 1-25	RPI 26-50	W-L RECORDS	RPI 51-100	RPI 101-150	RPI 150+				
6- 11	0- 1	0- 1	OVERALL	0- 2	1- 4	5- 3				
3- 4	0- 0	0- 0	HOME	0- 1	1- 2	2- 1				
3- 7	0- 1	0- 1	AWAY	0- 1	0- 2	3- 2				
0- 0	0- 0	0- 0	NEUTRAL	0- 0	0- 0	0- 0				
2- 6	0- 1	0- 1	NON-CONFERENCE	0- 1	1- 2	1- 1				
1- 1	0- 0	0- 0	HOME	0- 0	1- 1	0- 0				
1- 5	0- 1	0- 1	AWAY	0- 1	0- 1	1- 1				
0- 0	0- 0	0- 0	NEUTRAL	0- 0	0- 0	0- 0				
4- 5	0- 0	0- 0	CONFERENCE	0- 1	0- 2	4- 2				
2- 3	0- 0	0- 0	HOME	0- 1	0- 1	2- 1				
2- 2	0- 0	0- 0	AWAY	0- 0	0- 1	2- 1				
0- 0	0- 0	0- 0	NEUTRAL	0- 0	0- 0	0- 0				

RPI 1-25				RPI 26-50				RPI 51-100				RPI 101+ Team's RPI: 237			
RPI	S	Opponent	Score	RPI	S	Opponent	Score	RPI	S	Opponent	Score	RPI	S	Opponent	Score
17	A	North Carolina	44 85	47	A	Chattanooga	48 81	53	A	LSU	42 76	106	H	Stetson	55 71
								66	H	FGCU	60 97	111	H	Appalachian St.	57 85
												128	H	Memphis	83 73
												135	A	High Point	76 85
												139	A	Mercer	64 79
												239	A	Northern Ky.	55 68
												247	H	North Florida	56 62
												278	A	USC Upstate	79 90
												292	A	Morehead St.	57 53
												309	H	Jacksonville	74 57
												328	A	Kennesaw St.	61 59
												335	A	Lipscomb	80 74
												335	H	Lipscomb	86 64
LAST 12 Division I GAMES:															
335	H	Lipscomb	86 64	66	H	FGCU	60 97	239	A	Northern Ky.	55 68				
309	H	Jacksonville	74 57					335	A	Lipscomb	80 74				
247	H	North Florida	56 62					278	A	USC Upstate	79 90				
139	A	Mercer	64 79					17	A	North Carolina	44 85				
328	A	Kennesaw St.	61 59					111	H	Appalachian St.	57 85				
106	H	Stetson	55 71												

Non-Div I Games:

East Tenn. St.

■ Loss,
■ Non-Conf, S Site,
■ Home
■ Away
N Neutral

Average RPI Win:	231	WON-LOST	WINNING	LAST 10	STRENGTH OF	OPP. STRENGTH	TEAM	ADJ.	CONF.	ADJ CONF.
Average RPI Loss:	168	RECORD	PCT. RANK	GAMES	SCHEDULE	OF SCHEDULE	RPI	RPI	RPI	RPI
DIV. I ONLY	14- 8	91	8- 2	269	238	133	133	27	27	
DIV. I NON-CONF.	6- 6	159	1- 1	219	202	189	189	27	27	
TOTALS	RPI 1-25	RPI 26-50	W-L RECORDS	RPI 51-100	RPI 101-150	RPI 150+				
14- 8	0- 1	0- 0	OVERALL	0- 1	3- 1	11- 5				
8- 1	0- 0	0- 0	HOME	0- 0	3- 0	5- 1				
5- 7	0- 1	0- 0	AWAY	0- 1	0- 1	5- 4				
1- 0	0- 0	0- 0	NEUTRAL	0- 0	0- 0	1- 0				
6- 6	0- 1	0- 0	NON-CONFERENCE	0- 1	2- 1	4- 3				
4- 1	0- 0	0- 0	HOME	0- 0	2- 0	2- 1				
1- 5	0- 1	0- 0	AWAY	0- 1	0- 1	1- 2				
1- 0	0- 0	0- 0	NEUTRAL	0- 0	0- 0	1- 0				
8- 2	0- 0	0- 0	CONFERENCE	0- 0	1- 0	7- 2				
4- 0	0- 0	0- 0	HOME	0- 0	1- 0	3- 0				
4- 2	0- 0	0- 0	AWAY	0- 0	0- 0	4- 2				
0- 0	0- 0	0- 0	NEUTRAL	0- 0	0- 0	0- 0				

RPI S	Opponent	Score	RPI S	Opponent	Score	RPI S	Opponent	Score	RPI S	Opponent	Score	Team's RPI: 133
20	A Dayton	42 105				89	A Wisconsin	47 76	138	A Indiana St.	39 69	
									142	H IUPUI	71 60	
									146	H Sacramento St.	72 67	
									149	H UT Martin	84 79	
									173	H Evansville	70 57	
									175	A Eastern Ky.	62 63	
									190	H Bradley	65 66	
									192	A Murray St.	58 68	
									194	H Tennessee Tech	89 79	
									205	A SIU Edwardsville	70 65	
									224	A Tennessee St.	76 67	
									251	A Western Ill.	68 70	
									253	N Buffalo	89 73	
									262	H Southeast Mo. St.	82 62	
									272	H San Jose St.	88 67	
									275	A Loyola Chicago	72 69	
									288	A Northern Ill.	38 48	
									292	A Morehead St.	78 58	
									303	A Austin Peay	68 43	
									341	H Jacksonville St.	76 53	
LAST 12 Division I GAMES:												
205	A SIU Edwardsville	70 65	341	H Jacksonville St.	76 53							
149	H UT Martin	84 79	175	A Eastern Ky.	62 63							
262	H Southeast Mo. St.	82 62	292	A Morehead St.	78 58							
192	A Murray St.	58 68	275	A Loyola Chicago	72 69							
303	A Austin Peay	68 43	224	A Tennessee St.	76 67							
194	H Tennessee Tech	89 79	288	A Northern Ill.	38 48							

Non-Div I Games:

Eastern Ill.

■ Loss,
 ■ Non-Conf,
 ■ S Site,
 ■ Home
 ■ A Away
 N Neutral

Average RPI Win:	245	WON-LOST	WINNING	LAST 10	STRENGTH OF	OPP. STRENGTH	TEAM	ADJ.	CONF.	ADJ CONF.
Average RPI Loss:	164	RECORD	PCT. RANK	GAMES	SCHEDULE	OF SCHEDULE	RPI	RPI	RPI	RPI
DIV. I ONLY	12- 7	94	7- 2	279	308	175	175	27	27	
DIV. I NON-CONF.	5- 5	159	0- 2	288	281	252	252	27	27	
TOTALS	RPI 1-25	RPI 26-50	W-L RECORDS	RPI 51-100	RPI 101-150	RPI 150+				
12- 7	0- 2	0- 0	OVERALL	0- 0	2- 0	10- 5				
9- 1	0- 0	0- 0	HOME	0- 0	2- 0	7- 1				
3- 4	0- 0	0- 0	AWAY	0- 0	0- 0	3- 0				
0- 2	0- 1	0- 0	NEUTRAL	0- 0	0- 0	0- 1				
5- 5	0- 2	0- 0	NON-CONFERENCE	0- 0	1- 0	4- 3				
5- 0	0- 0	0- 0	HOME	0- 0	1- 0	4- 0				
0- 3	0- 1	0- 0	AWAY	0- 0	0- 0	0- 2				
0- 2	0- 1	0- 0	NEUTRAL	0- 0	0- 0	0- 1				
7- 2	0- 0	0- 0	CONFERENCE	0- 0	1- 0	6- 2				
4- 1	0- 0	0- 0	HOME	0- 0	1- 0	3- 1				
3- 1	0- 0	0- 0	AWAY	0- 0	0- 0	3- 1				
0- 0	0- 0	0- 0	NEUTRAL	0- 0	0- 0	0- 0				

RPI S	Opponent	Score	RPI S	Opponent	Score	RPI S	Opponent	Score	RPI S	Opponent	Score	Team's RPI: 175
18 N	Florida St.	51 90							133 H	Eastern Ill.	63 62	
23 A	Louisville	42 76							134 H	Miami (OH)	73 63	
									169 A	Cincinnati	48 59	
									186 A	Belmont	49 65	
									186 H	Belmont	55 51	
									189 H	Presbyterian	61 43	
									192 A	Murray St.	69 49	
									205 H	SIU Edwardsville	69 73	
									224 H	Tennessee St.	62 54	
									250 N	Milwaukee	64 68	
									262 A	Southeast Mo. St.	53 49	
									292 H	Morehead St.	62 52	
									298 A	Ohio	58 69	
									316 H	Jackson St.	64 56	
									331 H	Kent St.	56 42	
									340 H	UNC Asheville	67 47	
									341 A	Jacksonville St.	69 51	
LAST 12 Division I GAMES:												
262 A	Southeast Mo. St.	53 49	133 H	Eastern Ill.	63 62							
224 H	Tennessee St.	62 54	205 H	SIU Edwardsville	69 73							
186 H	Belmont	55 51	192 A	Murray St.	69 49							
186 A	Belmont	49 65	169 A	Cincinnati	48 59							
341 A	Jacksonville St.	69 51	298 A	Ohio	58 69							
292 H	Morehead St.	62 52	316 H	Jackson St.	64 56							

Non-Div I Games: West Virginia St. 68 43

Eastern Ky.

■ Loss,
 ■ Non-Conf, S Site,
 ■ Home
 ■ Away
 N Neutral

Average RPI Win:	259	WON-LOST	WINNING	LAST 10	STRENGTH OF	OPP. STRENGTH	TEAM	ADJ.	CONF.	ADJ CONF.
Average RPI Loss:	110	RECORD	PCT. RANK	GAMES	SCHEDULE	OF SCHEDULE	RPI	RPI	RPI	RPI
DIV. I ONLY	5- 16	308	3- 7	55	218	222	222	18	18	
DIV. I NON-CONF.	2- 11	313	1- 3	17	249	213	213	16	16	
TOTALS	RPI 1-25	RPI 26-50	W-L RECORDS	RPI 51-100	RPI 101-150	RPI 150+				
5- 16	0- 0	0- 3	OVERALL	0- 7	1- 3	4- 3				
2- 9	0- 0	0- 3	HOME	0- 3	1- 1	1- 2				
3- 6	0- 0	0- 0	AWAY	0- 4	0- 2	3- 0				
0- 1	0- 0	0- 0	NEUTRAL	0- 0	0- 0	0- 1				
2- 11	0- 0	0- 2	NON-CONFERENCE	0- 5	1- 2	1- 2				
1- 6	0- 0	0- 2	HOME	0- 2	1- 1	0- 1				
1- 4	0- 0	0- 0	AWAY	0- 3	0- 1	1- 0				
0- 1	0- 0	0- 0	NEUTRAL	0- 0	0- 0	0- 1				
3- 5	0- 0	0- 1	CONFERENCE	0- 2	0- 1	3- 1				
1- 3	0- 0	0- 1	HOME	0- 1	0- 0	1- 1				
2- 2	0- 0	0- 0	AWAY	0- 1	0- 1	2- 0				
0- 0	0- 0	0- 0	NEUTRAL	0- 0	0- 0	0- 0				

RPI	S	Opponent	Score	RPI	S	Opponent	Score	RPI	S	Opponent	Score	RPI	S	Opponent	Score	Team's RPI: 222
35	H	Michigan St.	49 60	54	A	Central Mich.	51 77	103	A	Butler	59 65					
39	H	Michigan	43 55	61	H	Boston U.	55 66	112	H	Detroit	54 61					
46	H	Toledo	40 56	67	A	Wyoming	50 73	123	H	Northeastern	50 47					
				70	A	South Dakota St.	65 66	134	A	Miami (OH)	48 70					
				86	H	Bowling Green	47 61	232	H	Ball St.	41 56					
				95	H	Harvard	63 67	255	N	Ole Miss	58 61					
				99	A	Tulane	65 71	274	A	Western Mich.	56 52					
								275	H	Loyola Chicago	54 64					
								277	A	UMKC	74 69					
								288	H	Northern Ill.	67 62					
								331	A	Kent St.	64 45					
LAST 12 Division I GAMES:																
232	H	Ball St.	41 56	54	A	Central Mich.	51 77									
288	H	Northern Ill.	67 62	274	A	Western Mich.	56 52									
86	H	Bowling Green	47 61	275	H	Loyola Chicago	54 64									
331	A	Kent St.	64 45	255	N	Ole Miss	58 61									
134	A	Miami (OH)	48 70	99	A	Tulane	65 71									
46	H	Toledo	40 56	277	A	UMKC	74 69									

Non-Div I Games:

Eastern Mich.

■ Loss,
■ Non-Conf,
■ S Site,
■ H Home
■ A Away
N Neutral

Average RPI Win:	200	WON-LOST	WINNING	LAST 10	STRENGTH OF	OPP. STRENGTH	TEAM	ADJ.	CONF.	ADJ CONF.
Average RPI Loss:	108	RECORD	PCT. RANK	GAMES	SCHEDULE	OF SCHEDULE	RPI	RPI	RPI	RPI
DIV. I ONLY	11- 9	130	6- 4	80	175	87	87	15	15	
DIV. I NON-CONF.	3- 5	226	0- 0	43	97	112	112	14	14	
TOTALS	RPI 1-25	RPI 26-50	W-L RECORDS	RPI 51-100	RPI 101-150	RPI 150+				
11- 9	0- 1	0- 2	OVERALL	1- 1	1- 4	9- 1				
5- 2	0- 0	0- 1	HOME	1- 0	0- 1	4- 0				
5- 7	0- 1	0- 1	AWAY	0- 1	1- 3	4- 1				
1- 0	0- 0	0- 0	NEUTRAL	0- 0	0- 0	1- 0				
3- 5	0- 1	0- 2	NON-CONFERENCE	0- 0	0- 2	3- 0				
1- 1	0- 0	0- 1	HOME	0- 0	0- 0	1- 0				
1- 4	0- 1	0- 1	AWAY	0- 0	0- 2	1- 0				
1- 0	0- 0	0- 0	NEUTRAL	0- 0	0- 0	1- 0				
8- 4	0- 0	0- 0	CONFERENCE	1- 1	1- 2	6- 1				
4- 1	0- 0	0- 0	HOME	1- 0	0- 1	3- 0				
4- 3	0- 0	0- 0	AWAY	0- 1	1- 1	3- 1				
0- 0	0- 0	0- 0	NEUTRAL	0- 0	0- 0	0- 0				

RPI 1-25				RPI 26-50				RPI 51-100				RPI 101+			
RPI	S	Opponent	Score	RPI	S	Opponent	Score	RPI	S	Opponent	Score	RPI	S	Opponent	Score
5	A	California	58 91	28	H	Pacific	51 64	78	A	Montana	51 76	104	A	Montana St.	68 59
				50	A	Gonzaga	50 65	78	H	Montana	58 56	104	H	Montana St.	60 73
												110	A	Cal St. Northridge	44 66
												146	A	Sacramento St.	70 85
												148	A	Idaho	66 68
												151	H	Northern Colo.	63 38
												156	A	Idaho St.	61 55
												175	A	Portland St.	68 56
												201	H	Portland	68 50
												223	H	North Dakota	75 72
												241	H	Southern Utah	79 70
												260	A	Boise St.	74 63
												283	N	Cal St. Fullerton	50 45
												302	A	Northern Ariz.	68 83
												324	A	Weber St.	88 60
LAST 12 Division I GAMES:															
78	A	Montana	51 76	146	A	Sacramento St.	70 85								
104	A	Montana St.	68 59	302	A	Northern Ariz.	68 83								
241	H	Southern Utah	79 70	104	H	Montana St.	60 73								
175	A	Portland St.	68 56	78	H	Montana	58 56								
151	H	Northern Colo.	63 38	156	A	Idaho St.	61 55								
223	H	North Dakota	75 72	324	A	Weber St.	88 60								

Non-Div I Games: Warner Pacific 58 47

Eastern Wash.

Elon

**E
l
o
n**

Elon

Page 80

Evansville

Average RPI Win: 205	WON-LOST	WINNING	LAST 10	STRENGTH OF	OPP. STRENGTH	TEAM	ADJ.	CONF.	ADJ CONF.
Average RPI Loss: 109	RECORD	PCT. RANK	GAMES	SCHEDULE	OF SCHEDULE	RPI	RPI	RPI	RPI
DIV. I ONLY	7- 13	254	5- 5	77	126	173	173	10	10
DIV. I NON-CONF.	2- 9	309	0- 3	77	141	228	228	9	9
TOTALS	RPI 1-25	RPI 26-50	W-L RECORDS	RPI 51-100	RPI 101-150	RPI 150+			
7- 13	0- 0	0- 2	OVERALL	1- 5	2- 3	4- 3			
4- 4	0- 0	0- 1	HOME	0- 1	1- 1	3- 1			
3- 8	0- 0	0- 1	AWAY	1- 3	1- 2	1- 2			
0- 1	0- 0	0- 0	NEUTRAL	0- 1	0- 0	0- 0			
2- 9	0- 0	0- 1	NON-CONFERENCE	0- 4	0- 2	2- 2			
1- 2	0- 0	0- 0	HOME	0- 0	0- 1	1- 1			
1- 6	0- 0	0- 1	AWAY	0- 3	0- 1	1- 1			
0- 1	0- 0	0- 0	NEUTRAL	0- 1	0- 0	0- 0			
5- 4	0- 0	0- 1	CONFERENCE	1- 1	2- 1	2- 1			
3- 2	0- 0	0- 1	HOME	0- 1	1- 0	2- 0			
2- 2	0- 0	0- 0	AWAY	1- 0	1- 1	0- 1			
0- 0	0- 0	0- 0	NEUTRAL	0- 0	0- 0	0- 0			

RPI S	Opponent	Score	RPI S	Opponent	Score	RPI S	Opponent	Score	RPI S	Opponent	Score	Team's RPI: 173
29	H Creighton	63 70	57	A Illinois	52 84	117	H Missouri St.	77 53				
46	A Toledo	50 60	68	H Wichita St.	45 49	129	A UNI	64 75				
			77	A Ohio St.	33 78	133	A Eastern Ill.	57 70				
			84	N Hampton	45 64	138	A Indiana St.	55 54				
			89	A Wisconsin	55 73	149	H UT Martin	57 73				
			92	A Illinois St.	71 57	168	H Saint Louis	59 63				
						190	A Bradley	52 78				
						192	A Murray St.	62 76				
						232	A Ball St.	54 45				
						272	H San Jose St.	74 65				
						281	H Drake	68 62				
						301	H Southern Ill.	71 65				
LAST 12 Division I GAMES:												
129	A UNI	64 75	301	H Southern Ill.	71 65							
190	A Bradley	52 78	29	H Creighton	63 70							
68	H Wichita St.	45 49	281	H Drake	68 62							
117	H Missouri St.	77 53	84	N Hampton	45 64							
138	A Indiana St.	55 54	46	A Toledo	50 60							
92	A Illinois St.	71 57	168	H Saint Louis	59 63							

Non-Div I Games:

Evansville

Loss, Non-Conf, S Site, H Home A Away N Neutral

Average RPI Win: 210	WON-LOST	WINNING	LAST 10	STRENGTH OF	OPP. STRENGTH	TEAM	ADJ.	CONF.	ADJ CONF.
Average RPI Loss: 67	RECORD	PCT. RANK	GAMES	SCHEDULE	OF SCHEDULE	RPI	RPI	RPI	RPI
DIV. I ONLY	16- 5	40	10- 0	144	150	66	66	28	28
DIV. I NON-CONF.	7- 5	131	2- 1	61	22	76	76	28	28
TOTALS	RPI 1-25	RPI 26-50	W-L RECORDS	RPI 51-100	RPI 101-150	RPI 150+			
16- 5	0- 1	0- 1	OVERALL	2- 2	5- 0	9- 1			
8- 1	0- 0	0- 0	HOME	1- 0	2- 0	5- 1			
7- 2	0- 0	0- 0	AWAY	0- 2	3- 0	4- 0			
1- 2	0- 1	0- 1	NEUTRAL	1- 0	0- 0	0- 0			
7- 5	0- 1	0- 1	NON-CONFERENCE	2- 2	3- 0	2- 1			
4- 1	0- 0	0- 0	HOME	1- 0	1- 0	2- 1			
2- 2	0- 0	0- 0	AWAY	0- 2	2- 0	0- 0			
1- 2	0- 1	0- 1	NEUTRAL	1- 0	0- 0	0- 0			
9- 0	0- 0	0- 0	CONFERENCE	0- 0	2- 0	7- 0			
4- 0	0- 0	0- 0	HOME	0- 0	1- 0	3- 0			
5- 0	0- 0	0- 0	AWAY	0- 0	1- 0	4- 0			
0- 0	0- 0	0- 0	NEUTRAL	0- 0	0- 0	0- 0			

RPI S	Opponent	Score	RPI S	Opponent	Score	RPI S	Opponent	Score	RPI S	Opponent	Score
10 N	South Carolina	46 65	30 N	DePaul	58 60	53 H	LSU	76 70	102 A	Richmond	70 62
						62 A	South Fla.	46 67	106 H	Stetson	74 55
						73 A	Charlotte	60 79	125 H	FIU	69 45
						84 N	Hampton	70 59	130 A	Virginia Tech	63 56
									139 A	Mercer	70 41
									160 H	UCF	53 60
									237 A	East Tenn. St.	97 60
									239 H	Northern Ky.	79 50
									247 H	North Florida	53 42
									278 A	USC Upstate	77 54
									309 A	Jacksonville	80 49
									309 H	Jacksonville	74 57
									328 A	Kennesaw St.	62 35
									334 H	Maine	79 49
									335 H	Lipscomb	67 37
LAST 12 Division I GAMES:											
309 A	Jacksonville	80 49	247 H	North Florida	53 42						
106 H	Stetson	74 55	309 H	Jacksonville	74 57						
335 H	Lipscomb	67 37	139 A	Mercer	70 41						
239 H	Northern Ky.	79 50	328 A	Kennesaw St.	62 35						
278 A	USC Upstate	77 54	53 H	LSU	76 70						
237 A	East Tenn. St.	97 60	160 H	UCF	53 60						

Non-Div I Games: Warner 100 31

FGCU

■ Loss,
 ■ Non-Conf,
 ■ S Site,
 ■ H Home
 ■ A Away
 N Neutral

Average RPI Win:	176	WON-LOST	WINNING	LAST 10	STRENGTH OF	OPP. STRENGTH	TEAM	ADJ.	CONF.	ADJ CONF.
Average RPI Loss:	113	RECORD	PCT. RANK	GAMES	SCHEDULE	OF SCHEDULE	RPI	RPI	RPI	RPI
DIV. I ONLY	13- 9	117	6- 4	135	97	125	125	12	12	
DIV. I NON-CONF.	6- 3	84	2- 1	133	25	104	104	13	13	
TOTALS	RPI 1-25	RPI 26-50	W-L RECORDS	RPI 51-100	RPI 101-150	RPI 150+				
13- 9	0- 0	2- 1	OVERALL	1- 4	3- 0	7- 4				
8- 6	0- 0	1- 1	HOME	0- 2	2- 0	5- 3				
5- 3	0- 0	1- 0	AWAY	1- 2	1- 0	2- 1				
0- 0	0- 0	0- 0	NEUTRAL	0- 0	0- 0	0- 0				
6- 3	0- 0	1- 0	NON-CONFERENCE	0- 3	1- 0	4- 0				
5- 2	0- 0	1- 0	HOME	0- 2	1- 0	3- 0				
1- 1	0- 0	0- 0	AWAY	0- 1	0- 0	1- 0				
0- 0	0- 0	0- 0	NEUTRAL	0- 0	0- 0	0- 0				
7- 6	0- 0	1- 1	CONFERENCE	1- 1	2- 0	3- 4				
3- 4	0- 0	0- 1	HOME	0- 0	1- 0	2- 3				
4- 2	0- 0	1- 0	AWAY	1- 1	1- 0	1- 1				
0- 0	0- 0	0- 0	NEUTRAL	0- 0	0- 0	0- 0				

RPI S	Opponent	Score	RPI S	Opponent	Score	RPI S	Opponent	Score	RPI S	Opponent	Score	Team's RPI: 125
31	H Iowa	66 65	53	H LSU	69 76	123	H Northeastern	66 56				
41	A Middle Tenn.	58 51	66	A FGCU	45 69	144	A South Ala.	50 46				
41	H Middle Tenn.	51 61	69	H Georgia Tech	63 65	144	H South Ala.	63 49				
			82	A Western Ky.	56 62	155	A Arkansas St.	43 49				
			100	A UALR	55 53	155	H Arkansas St.	57 60				
						160	H UCF	66 49				
						163	H North Texas	68 70				
						170	H Dartmouth	64 57				
						229	H La.-Monroe	61 71				
						247	H North Florida	63 44				
						267	A La.-Lafayette	64 63				
						267	H La.-Lafayette	63 47				
						279	A Florida A&M	70 69				
						312	H Troy	82 76				
LAST 12 Division I GAMES:												
229	H La.-Monroe	61 71	100	A UALR	55 53							
41	H Middle Tenn.	51 61	155	A Arkansas St.	43 49							
144	A South Ala.	50 46	267	H La.-Lafayette	63 47							
267	A La.-Lafayette	64 63	279	A Florida A&M	70 69							
312	H Troy	82 76	69	H Georgia Tech	63 65							
163	H North Texas	68 70	123	H Northeastern	66 56							

Non-Div I Games:

FIU

Fairfield

Through Games Of Sunday, February 3, 2013

Average RPI Win:	252	WON-LOST	WINNING	LAST 10	STRENGTH OF	OPP. STRENGTH	TEAM	ADJ.	CONF.	ADJ CONF.
Average RPI Loss:	124	RECORD	PCT. RANK	GAMES	SCHEDULE	OF SCHEDULE	RPI	RPI	RPI	RPI
DIV. I ONLY	13- 8	99	7- 3	252	214	159	159	26	26	
DIV. I NON-CONF.	6- 5	146	1- 1	229	160	176	176	22	22	
TOTALS	RPI 1-25	RPI 26-50	W-L RECORDS	RPI 51-100	RPI 101-150	RPI 150+				
13- 8	0- 1	0- 2	OVERALL	0- 1	1- 0	12- 4				
8- 3	0- 0	0- 0	HOME	0- 0	0- 0	8- 3				
4- 5	0- 1	0- 2	AWAY	0- 1	1- 0	3- 1				
1- 0	0- 0	0- 0	NEUTRAL	0- 0	0- 0	1- 0				
6- 5	0- 1	0- 1	NON-CONFERENCE	0- 1	1- 0	5- 2				
4- 1	0- 0	0- 0	HOME	0- 0	0- 0	4- 1				
1- 4	0- 1	0- 1	AWAY	0- 1	1- 0	0- 1				
1- 0	0- 0	0- 0	NEUTRAL	0- 0	0- 0	1- 0				
7- 3	0- 0	0- 1	CONFERENCE	0- 0	0- 0	7- 2				
4- 2	0- 0	0- 0	HOME	0- 0	0- 0	4- 2				
3- 1	0- 0	0- 1	AWAY	0- 0	0- 0	3- 0				
0- 0	0- 0	0- 0	NEUTRAL	0- 0	0- 0	0- 0				

RPI 1-25				RPI 26-50				RPI 51-100				RPI 101+ Team's RPI: 159			
RPI	S	Opponent	Score	RPI	S	Opponent	Score	RPI	S	Opponent	Score	RPI	S	Opponent	Score
25	A	Iowa St.	43 60	45	A	Saint Joseph's	38 51	65	A	Florida	49 71	103	A	Butler	54 45
				49	A	Marist	56 61					177	A	Iona	60 54
												177	H	Iona	47 62
												179	H	La Salle	50 60
												200	H	St. Bonaventure	52 49
												214	H	Loyola Maryland	64 54
												217	H	Rider	57 69
												236	A	Lehigh	42 47
												240	H	Niagara	61 54
												264	H	St. Francis Brooklyn	52 43
												266	A	Siena	66 59
												266	H	Siena	50 43
												286	H	Vermont	51 47
												294	H	Brown	49 34
												318	H	Manhattan	76 50
												319	N	Wagner	81 44
												333	A	Saint Peter's	58 50
LAST 12 Division I GAMES:															
177	H	Iona	47 62	240	H	Niagara	61 54								
333	A	Saint Peter's	58 50	266	A	Siena	66 59								
217	H	Rider	57 69	49	A	Marist	56 61								
266	H	Siena	50 43	214	H	Loyola Maryland	64 54								
318	H	Manhattan	76 50	319	N	Wagner	81 44								
177	A	Iona	60 54	45	A	Saint Joseph's	38 51								

Non-Div I Games:

Fairfield

■ Loss,
 ■ Non-Conf, S Site,
 ■ Home
 ■ Away
 N Neutral

Average RPI Win:	275	WON-LOST	WINNING	LAST 10	STRENGTH OF	OPP. STRENGTH	TEAM	ADJ.	CONF.	ADJ CONF.
Average RPI Loss:	173	RECORD	PCT. RANK	GAMES	SCHEDULE	OF SCHEDULE	RPI	RPI	RPI	RPI
DIV. I ONLY	9- 11	196	5- 5	278	309	234	234	25	25	
DIV. I NON-CONF.	5- 6	187	2- 1	230	323	194	194	23	23	
TOTALS	RPI 1-25	RPI 26-50	W-L RECORDS	RPI 51-100	RPI 101-150	RPI 150+				
9- 11	0- 1	0- 1	OVERALL	0- 2	0- 1	9- 6				
3- 3	0- 0	0- 0	HOME	0- 0	0- 1	3- 2				
5- 7	0- 1	0- 1	AWAY	0- 1	0- 0	5- 4				
1- 1	0- 0	0- 0	NEUTRAL	0- 1	0- 0	1- 0				
5- 6	0- 1	0- 1	NON-CONFERENCE	0- 1	0- 0	5- 3				
1- 1	0- 0	0- 0	HOME	0- 0	0- 0	1- 1				
3- 4	0- 1	0- 1	AWAY	0- 0	0- 0	3- 2				
1- 1	0- 0	0- 0	NEUTRAL	0- 1	0- 0	1- 0				
4- 5	0- 0	0- 0	CONFERENCE	0- 1	0- 1	4- 3				
2- 2	0- 0	0- 0	HOME	0- 0	0- 1	2- 1				
2- 3	0- 0	0- 0	AWAY	0- 1	0- 0	2- 2				
0- 0	0- 0	0- 0	NEUTRAL	0- 0	0- 0	0- 0				

RPI 1-25				RPI 26-50				RPI 51-100				RPI 101+ Team's RPI: 234			
RPI	S	Opponent	Score	RPI	S	Opponent	Score	RPI	S	Opponent	Score	RPI	S	Opponent	Score
7	A	Penn St.	44 101	36	A	Syracuse	47 94	61	N	Boston U.	42 68	108	H	Saint Francis (PA)	50 68
								64	A	Quinnipiac	39 66	199	H	Army	52 57
												204	A	Stony Brook	56 49
												211	H	Central Conn. St.	55 53
												228	A	Monmouth	53 61
												238	A	Mt. St. Mary's	69 60
												256	H	Robert Morris	80 68
												264	A	St. Francis Brooklyn	56 64
												266	A	Siena	56 76
												289	H	NJIT	67 58
												305	N	Binghamton	54 41
												318	A	Manhattan	53 47
												319	A	Wagner	68 59
												326	H	LIU Brooklyn	62 70
												333	A	Saint Peter's	55 50
												343	A	Columbia	47 54
LAST 12 Division I GAMES:															
211	H	Central Conn. St.	55 53	108	H	Saint Francis (PA)	50 68								
228	A	Monmouth	53 61	238	A	Mt. St. Mary's	69 60								
64	A	Quinnipiac	39 66	319	A	Wagner	68 59								
326	H	LIU Brooklyn	62 70	305	N	Binghamton	54 41								
264	A	St. Francis Brooklyn	56 64	61	N	Boston U.	42 68								
256	H	Robert Morris	80 68	204	A	Stony Brook	56 49								

Non-Div I Games:

Fairleigh Dickinson

■ Loss,
 ■ Non-Conf,
 S Site,
 ■ Home
 ■ Away
 N Neutral

Fla. Atlantic

Through Games Of Sunday, February 3, 2013

Average RPI Win:	250	WON-LOST	WINNING	LAST 10	STRENGTH OF	OPP. STRENGTH	TEAM	ADJ.	CONF.	ADJ CONF.
Average RPI Loss:	128	RECORD	PCT. RANK	GAMES	SCHEDULE	OF SCHEDULE	RPI	RPI	RPI	RPI
DIV. I ONLY	10- 11	174	4- 6	240	155	206	206	12	12	
DIV. I NON-CONF.	3- 5	226	0- 1	295	237	253	253	13	13	
TOTALS	RPI 1-25	RPI 26-50	W-L RECORDS	RPI 51-100	RPI 101-150	RPI 150+				
10- 11	0- 0	0- 3	OVERALL	0- 3	1- 1	9- 4				
6- 3	0- 0	0- 1	HOME	0- 0	1- 1	5- 1				
3- 8	0- 0	0- 2	AWAY	0- 3	0- 0	3- 3				
1- 0	0- 0	0- 0	NEUTRAL	0- 0	0- 0	1- 0				
3- 5	0- 0	0- 1	NON-CONFERENCE	0- 1	0- 1	3- 2				
1- 1	0- 0	0- 0	HOME	0- 0	0- 1	1- 0				
1- 4	0- 0	0- 1	AWAY	0- 1	0- 0	1- 2				
1- 0	0- 0	0- 0	NEUTRAL	0- 0	0- 0	1- 0				
7- 6	0- 0	0- 2	CONFERENCE	0- 2	1- 0	6- 2				
5- 2	0- 0	0- 1	HOME	0- 0	1- 0	4- 1				
2- 4	0- 0	0- 1	AWAY	0- 2	0- 0	2- 1				
0- 0	0- 0	0- 0	NEUTRAL	0- 0	0- 0	0- 0				

RPI 1-25				RPI 26-50				RPI 51-100				RPI 101+				Team's RPI: 206	
RPI	S	Opponent	Score	RPI	S	Opponent	Score	RPI	S	Opponent	Score	RPI	S	Opponent	Score		
				41	A	Middle Tenn.	59 73	82	A	Western Ky.	68 86	106	H	Stetson	66 78		
				41	H	Middle Tenn.	67 70	89	A	Wisconsin	73 82	144	H	South Ala.	67 56		
				42	A	Miami (FL)	61 76	100	A	UALR	45 77	155	A	Arkansas St.	56 74		
												155	H	Arkansas St.	79 71		
												163	H	North Texas	79 67		
												210	A	Mississippi St.	58 59		
												229	A	La.-Monroe	82 72		
												229	H	La.-Monroe	86 90		
												267	H	La.-Lafayette	79 44		
												301	N	Southern Ill.	85 81		
												309	H	Jacksonville	96 79		
												311	A	Ga. Southern	75 55		
												312	A	Troy	81 80		
												312	H	Troy	74 63		
												314	A	Bethune-Cookman	61 71		
LAST 12 Division I GAMES:																	
				41	H	Middle Tenn.	67 70	82	A	Western Ky.	68 86						
				229	H	La.-Monroe	86 90	41	A	Middle Tenn.	59 73						
				155	A	Arkansas St.	56 74	267	H	La.-Lafayette	79 44						
				100	A	UALR	45 77	229	A	La.-Monroe	82 72						
				163	H	North Texas	79 67	312	A	Troy	81 80						
				312	H	Troy	74 63	106	H	Stetson	66 78						

Non-Div I Games:

Fla. Atlantic

Loss, Non-Conf, S Site, H Home A Away N Neutral

Average RPI Win:	164	WON-LOST	WINNING	LAST 10	STRENGTH OF	OPP. STRENGTH	TEAM	ADJ.	CONF.	ADJ CONF.
Average RPI Loss:	61	RECORD	PCT. RANK	GAMES	SCHEDULE	OF SCHEDULE	RPI	RPI	RPI	RPI
DIV. I ONLY	14- 9	109	4- 6	42	52	65	65	4	4	
DIV. I NON-CONF.	11- 3	41	3- 0	114	91	45	45	6	6	
TOTALS	RPI 1-25	RPI 26-50	W-L RECORDS	RPI 51-100	RPI 101-150	RPI 150+				
14- 9	0- 5	1- 1	OVERALL	2- 1	3- 1	8- 1				
10- 3	0- 2	1- 0	HOME	2- 0	1- 0	6- 1				
2- 5	0- 3	0- 1	AWAY	0- 1	0- 0	2- 0				
2- 1	0- 0	0- 0	NEUTRAL	0- 0	2- 1	0- 0				
11- 3	0- 1	1- 1	NON-CONFERENCE	1- 0	2- 1	7- 0				
8- 0	0- 0	1- 0	HOME	1- 0	0- 0	6- 0				
1- 2	0- 1	0- 1	AWAY	0- 0	0- 0	1- 0				
2- 1	0- 0	0- 0	NEUTRAL	0- 0	2- 1	0- 0				
3- 6	0- 4	0- 0	CONFERENCE	1- 1	1- 0	1- 1				
2- 3	0- 2	0- 0	HOME	1- 0	1- 0	0- 1				
1- 3	0- 2	0- 0	AWAY	0- 1	0- 0	1- 0				
0- 0	0- 0	0- 0	NEUTRAL	0- 0	0- 0	0- 0				

RPI 1-25				RPI 26-50				RPI 51-100 Team's RPI: 65				RPI 101+			
RPI	S	Opponent	Score	RPI	S	Opponent	Score	RPI	S	Opponent	Score	RPI	S	Opponent	Score
6	H	Tennessee	75 78	28	H	Pacific	89 82	53	H	LSU	77 72	114	N	Arizona St.	58 74
10	H	South Carolina	44 52	39	A	Michigan	53 59	54	H	Central Mich.	81 75	115	N	North Carolina St.	66 64
12	A	Kentucky	69 76					75	A	Missouri	64 69	118	H	Alabama	87 54
16	A	Georgia	52 69									129	N	UNI	80 63
18	A	Florida St.	67 98									159	H	Fairfield	71 49
												174	H	Holy Cross	81 50
												179	A	La Salle	74 50
												210	A	Mississippi St.	61 55
												219	H	Georgia St.	84 65
												247	H	North Florida	74 44
												255	H	Ole Miss	81 88
												304	H	Savannah St.	88 38
												312	H	Troy	87 62
LAST 12 Division I GAMES:															
118	H	Alabama	87 54	210	A	Mississippi St.	61 55								
75	A	Missouri	64 69	53	H	LSU	77 72								
16	A	Georgia	52 69	12	A	Kentucky	69 76								
255	H	Ole Miss	81 88	174	H	Holy Cross	81 50								
10	H	South Carolina	44 52	54	H	Central Mich.	81 75								
6	H	Tennessee	75 78	304	H	Savannah St.	88 38								

Non-Div I Games:

Florida

■ Loss,
 ■ Non-Conf, S Site,
 ■ Home
 ■ Away
 N Neutral

Average RPI Win:	272	WON-LOST	WINNING	LAST 10	STRENGTH OF	OPP. STRENGTH	TEAM	ADJ.	CONF.	ADJ CONF.
Average RPI Loss:	184	RECORD	PCT. RANK	GAMES	SCHEDULE	OF SCHEDULE	RPI	RPI	RPI	RPI
DIV. I ONLY	8- 13	230	5- 5	282	319	279	279	30	30	
DIV. I NON-CONF.	3- 10	296	1- 3	190	268	270	270	30	30	
TOTALS	RPI 1-25	RPI 26-50	W-L RECORDS	RPI 51-100	RPI 101-150	RPI 150+				
8- 13	0- 0	0- 0	OVERALL	0- 2	2- 2	6- 9				
3- 6	0- 0	0- 0	HOME	0- 0	0- 1	3- 5				
3- 6	0- 0	0- 0	AWAY	0- 1	1- 1	2- 4				
2- 1	0- 0	0- 0	NEUTRAL	0- 1	1- 0	1- 0				
3- 10	0- 0	0- 0	NON-CONFERENCE	0- 2	1- 2	2- 6				
0- 4	0- 0	0- 0	HOME	0- 0	0- 1	0- 3				
1- 5	0- 0	0- 0	AWAY	0- 1	0- 1	1- 3				
2- 1	0- 0	0- 0	NEUTRAL	0- 1	1- 0	1- 0				
5- 3	0- 0	0- 0	CONFERENCE	0- 0	1- 0	4- 3				
3- 2	0- 0	0- 0	HOME	0- 0	0- 0	3- 2				
2- 1	0- 0	0- 0	AWAY	0- 0	1- 0	1- 1				
0- 0	0- 0	0- 0	NEUTRAL	0- 0	0- 0	0- 0				

RPI S	RPI 1-25	Opponent	Score	RPI S	RPI 26-50	Opponent	Score	RPI S	RPI 51-100	Opponent	Score	RPI S	RPI 101+	Opponent	Score	Team's RPI: 279
								62	A	South Fla.	75 100	106	A	Stetson	67 88	
								82	N	Western Ky.	57 71	108	N	Saint Francis (PA)	69 65	
												125	H	FIU	69 70	
												143	A	South Carolina St.	61 56	
												153	A	Wake Forest	60 80	
												154	H	N.C. A&T	52 73	
												185	H	Southern Miss.	71 88	
												210	A	Mississippi St.	57 67	
												219	A	Georgia St.	58 77	
												235	H	VCU	57 86	
												257	H	Delaware St.	53 57	
												291	H	Southeastern La.	59 62	
												304	A	Savannah St.	59 49	
												309	A	Jacksonville	72 69	
												314	A	Bethune-Cookman	49 59	
												314	H	Bethune-Cookman	76 60	
												327	H	UMES	67 54	
												331	N	Kent St.	70 56	
												342	H	N.C. Central	52 35	
LAST 12 Division I GAMES:																
				314	A	Bethune-Cookman	49 59			342	H	N.C. Central	52 35			
				257	H	Delaware St.	53 57			314	H	Bethune-Cookman	76 60			
				327	H	UMES	67 54			125	H	FIU	69 70			
				143	A	South Carolina St.	61 56			62	A	South Fla.	75 100			
				304	A	Savannah St.	59 49			82	N	Western Ky.	57 71			
				154	H	N.C. A&T	52 73			108	N	Saint Francis (PA)	69 65			

Non-Div I Games:

Florida A&M

Average RPI Win:	126	WON-LOST	WINNING	LAST 10	STRENGTH OF	OPP. STRENGTH	TEAM	ADJ.	CONF.	ADJ CONF.
Average RPI Loss:	51	RECORD	PCT. RANK	GAMES	SCHEDULE	OF SCHEDULE	RPI	RPI	RPI	RPI
DIV. I ONLY	18- 4	25	7- 3	56	25	18	18	5	5	
DIV. I NON-CONF.	10- 1	16	1- 0	30	148	6	6	4	4	
TOTALS	RPI 1-25	RPI 26-50	W-L RECORDS	RPI 51-100	RPI 101-150	RPI 150+				
18- 4	0- 2	3- 1	OVERALL	6- 0	4- 0	5- 1				
11- 1	0- 0	2- 0	HOME	3- 0	3- 0	3- 1				
5- 3	0- 2	0- 1	AWAY	3- 0	1- 0	1- 0				
2- 0	0- 0	1- 0	NEUTRAL	0- 0	0- 0	1- 0				
10- 1	0- 0	2- 1	NON-CONFERENCE	2- 0	2- 0	4- 0				
6- 0	0- 0	1- 0	HOME	1- 0	2- 0	2- 0				
2- 1	0- 0	0- 1	AWAY	1- 0	0- 0	1- 0				
2- 0	0- 0	1- 0	NEUTRAL	0- 0	0- 0	1- 0				
8- 3	0- 2	1- 0	CONFERENCE	4- 0	2- 0	1- 1				
5- 1	0- 0	1- 0	HOME	2- 0	1- 0	1- 1				
3- 2	0- 2	0- 0	AWAY	2- 0	1- 0	0- 0				
0- 0	0- 0	0- 0	NEUTRAL	0- 0	0- 0	0- 0				

RPI 1-25				Team's RPI: 18				RPI 26-50				RPI 51-100				RPI 101+			
RPI	S	Opponent	Score		RPI	S	Opponent	Score		RPI	S	Opponent	Score		RPI	S	Opponent	Score	
8	A	Maryland	64	71	26	A	Nebraska	77	78	65	H	Florida	98	67	106	H	Stetson	76	44
17	A	North Carolina	62	72	31	H	Iowa	83	69	69	A	Georgia Tech	85	78	115	A	North Carolina St.	82	74
					34	N	Vanderbilt	73	59	69	H	Georgia Tech	76	71	130	H	Virginia Tech	70	56
					42	H	Miami (FL)	86	65	73	A	Charlotte	70	54	139	H	Mercer	94	42
										98	A	Boston College	67	57	152	H	Clemson	83	61
										98	H	Boston College	76	70	153	H	Wake Forest	72	80
															175	N	Eastern Ky.	90	51
															225	H	Samford	77	42
															321	H	Grambling	96	60
															329	A	UNC Greensboro	93	63
LAST 12 Division I GAMES:																			
152	H	Clemson	83	61	42	H	Miami (FL)	86	65										
17	A	North Carolina	62	72	153	H	Wake Forest	72	80										
130	H	Virginia Tech	70	56	8	A	Maryland	64	71										
69	H	Georgia Tech	76	71	69	A	Georgia Tech	85	78										
115	A	North Carolina St.	82	74	98	H	Boston College	76	70										
98	A	Boston College	67	57	329	A	UNC Greensboro	93	63										

Non-Div I Games:

Florida St.

Average RPI Win: 209	WON-LOST	WINNING	LAST 10	STRENGTH OF	OPP. STRENGTH	TEAM	ADJ.	CONF.	ADJ CONF.
Average RPI Loss: 124	RECORD	PCT. RANK	GAMES	SCHEDULE	OF SCHEDULE	RPI	RPI	RPI	RPI
DIV. I ONLY	15- 6	58	8- 2	162	152	81	81	8	8
DIV. I NON-CONF.	10- 5	84	5- 1	187	242	114	114	8	8
TOTALS	RPI 1-25	RPI 26-50	W-L RECORDS	RPI 51-100	RPI 101-150	RPI 150+			
15- 6	0- 0	0- 2	OVERALL	2- 1	2- 0	11- 3			
9- 2	0- 0	0- 0	HOME	0- 0	1- 0	8- 2			
6- 4	0- 0	0- 2	AWAY	2- 1	1- 0	3- 1			
0- 0	0- 0	0- 0	NEUTRAL	0- 0	0- 0	0- 0			
10- 5	0- 0	0- 1	NON-CONFERENCE	1- 1	1- 0	8- 3			
6- 2	0- 0	0- 0	HOME	0- 0	0- 0	6- 2			
4- 3	0- 0	0- 1	AWAY	1- 1	1- 0	2- 1			
0- 0	0- 0	0- 0	NEUTRAL	0- 0	0- 0	0- 0			
5- 1	0- 0	0- 1	CONFERENCE	1- 0	1- 0	3- 0			
3- 0	0- 0	0- 0	HOME	0- 0	1- 0	2- 0			
2- 1	0- 0	0- 1	AWAY	1- 0	0- 0	1- 0			
0- 0	0- 0	0- 0	NEUTRAL	0- 0	0- 0	0- 0			

RPI S	Opponent	Score	RPI S	Opponent	Score	RPI S	Opponent	Score	RPI S	Opponent	Score
28	A Pacific	40 62	32	A Duquesne	50 68	60	A Marquette	48 51	102	H Richmond	47 40
						73	A Charlotte	59 56	105	A American	71 50
						94	A Albany (NY)	60 43	174	H Holy Cross	67 60
									178	A San Francisco	55 48
									204	H Stony Brook	46 58
									208	H Lafayette	50 54
									209	A Yale	53 67
									231	A Xavier	48 41
									235	H VCU	71 41
									242	H Colorado St.	64 59
									257	H Delaware St.	69 38
									259	H Southern U.	56 44
									271	A Cornell	58 50
									284	H Massachusetts	69 57
									308	H Morgan St.	72 56
									318	H Manhattan	55 45
LAST 12 Division I GAMES:											
235	H VCU	71 41	174	H Holy Cross	67 60						
32	A Duquesne	50 68	105	A American	71 50						
231	A Xavier	48 41	242	H Colorado St.	64 59						
102	H Richmond	47 40	208	H Lafayette	50 54						
284	H Massachusetts	69 57	308	H Morgan St.	72 56						
73	A Charlotte	59 56	259	H Southern U.	56 44						

Non-Div I Games:

Fordham

Average RPI Win:	213	WON-LOST	WINNING	LAST 10	STRENGTH OF	OPP. STRENGTH	TEAM	ADJ.	CONF.	ADJ CONF.
Average RPI Loss:	111	RECORD	PCT. RANK	GAMES	SCHEDULE	OF SCHEDULE	RPI	RPI	RPI	RPI
DIV. I ONLY	13- 6	72	8- 2	266	96	93	93	17	17	
DIV. I NON-CONF.	7- 5	131	2- 3	278	36	140	140	17	17	
TOTALS	RPI 1-25	RPI 26-50	W-L RECORDS	RPI 51-100	RPI 101-150	RPI 150+				
13- 6	0- 1	0- 1	OVERALL	1- 1	3- 1	9- 2				
8- 0	0- 0	0- 0	HOME	0- 0	3- 0	5- 0				
5- 6	0- 1	0- 1	AWAY	1- 1	0- 1	4- 2				
0- 0	0- 0	0- 0	NEUTRAL	0- 0	0- 0	0- 0				
7- 5	0- 1	0- 1	NON-CONFERENCE	0- 0	3- 1	4- 2				
5- 0	0- 0	0- 0	HOME	0- 0	3- 0	2- 0				
2- 5	0- 1	0- 1	AWAY	0- 0	0- 1	2- 2				
0- 0	0- 0	0- 0	NEUTRAL	0- 0	0- 0	0- 0				
6- 1	0- 0	0- 0	CONFERENCE	1- 1	0- 0	5- 0				
3- 0	0- 0	0- 0	HOME	0- 0	0- 0	3- 0				
3- 1	0- 0	0- 0	AWAY	1- 1	0- 0	2- 0				
0- 0	0- 0	0- 0	NEUTRAL	0- 0	0- 0	0- 0				

RPI 1-25				RPI 26-50				RPI 51-100				Team's RPI: 93	RPI 101+			
RPI	S	Opponent	Score	RPI	S	Opponent	Score	RPI	S	Opponent	Score		RPI	S	Opponent	Score
3	A	Stanford	61 72	28	A	Pacific	56 66	51	A	San Diego St.	80 72		110	H	Cal St. Northridge	68 53
								67	A	Wyoming	71 78		119	A	Santa Clara	53 58
													121	H	Southern California	65 60
													122	H	Washington St.	82 59
													171	H	New Mexico	69 65
													178	A	San Francisco	72 63
													201	A	Portland	69 76
													242	A	Colorado St.	69 58
													248	A	Oregon	64 65
													260	H	Boise St.	70 57
													270	A	Nevada	74 56
													287	A	CSU Bakersfield	77 68
													307	H	Texas-Arlington	70 45
													321	H	Grambling	64 52
													323	H	Air Force	60 47
LAST 12 Division I GAMES:																
323	H	Air Force	60 47	51	A	San Diego St.	80 72	287	A	CSU Bakersfield	77 68	119	A	Santa Clara	53 58	
242	A	Colorado St.	69 58	178	A	San Francisco	72 63	248	A	Oregon	64 65	201	A	Portland	69 76	
260	H	Boise St.	70 57	67	A	Wyoming	71 78									
270	A	Nevada	74 56	171	H	New Mexico	69 65									

Non-Div I Games: Cal Maritime 82 43

Fresno St.

■ Loss,
 ■ Non-Conf,
 ■ S Site,
 ■ Home
 ■ A Away
 N Neutral

Average RPI Win: 245	WON-LOST	WINNING	LAST 10	STRENGTH OF	OPP. STRENGTH	TEAM	ADJ.	CONF.	ADJ CONF.
Average RPI Loss: 139	RECORD	PCT. RANK	GAMES	SCHEDULE	OF SCHEDULE	RPI	RPI	RPI	RPI
DIV. I ONLY	7- 12	241	5- 5	120	256	218	218	22	22
DIV. I NON-CONF.	3- 5	226	1- 2	82	125	155	155	26	26
TOTALS	RPI 1-25	RPI 26-50	W-L RECORDS	RPI 51-100	RPI 101-150	RPI 150+			
7- 12	0- 2	0- 2	OVERALL	0- 2	2- 1	5- 5			
4- 5	0- 0	0- 1	HOME	0- 2	2- 1	2- 1			
3- 7	0- 2	0- 1	AWAY	0- 0	0- 0	3- 4			
0- 0	0- 0	0- 0	NEUTRAL	0- 0	0- 0	0- 0			
3- 5	0- 2	0- 0	NON-CONFERENCE	0- 1	2- 0	1- 2			
2- 1	0- 0	0- 0	HOME	0- 1	2- 0	0- 0			
1- 4	0- 2	0- 0	AWAY	0- 0	0- 0	1- 2			
0- 0	0- 0	0- 0	NEUTRAL	0- 0	0- 0	0- 0			
4- 7	0- 0	0- 2	CONFERENCE	0- 1	0- 1	4- 3			
2- 4	0- 0	0- 1	HOME	0- 1	0- 1	2- 1			
2- 3	0- 0	0- 1	AWAY	0- 0	0- 0	2- 2			
0- 0	0- 0	0- 0	NEUTRAL	0- 0	0- 0	0- 0			

RPI 1-25				RPI 26-50				RPI 51-100				RPI 101+ Team's RPI: 218			
RPI	S	Opponent	Score	RPI	S	Opponent	Score	RPI	S	Opponent	Score	RPI	S	Opponent	Score
10	A	South Carolina	35 69	47	A	Chattanooga	40 83	76	H	Arkansas	38 73	111	H	Appalachian St.	52 66
16	A	Georgia	47 83	47	H	Chattanooga	57 60	96	H	Davidson	46 87	135	H	High Point	64 62
												139	H	Mercer	73 64
												162	A	Elon	69 79
												203	A	Col. of Charleston	80 71
												225	A	Samford	33 65
												249	A	Marshall	46 52
												278	A	USC Upstate	85 80
												311	A	Ga. Southern	56 42
												312	A	Troy	96 118
												317	H	Western Caro.	83 88
												320	H	Wofford	70 61
												329	H	UNC Greensboro	67 48
LAST 12 Division I GAMES:															
47	H	Chattanooga	57 60	329	H	UNC Greensboro	67 48								
203	A	Col. of Charleston	80 71	311	A	Ga. Southern	56 42								
320	H	Wofford	70 61	111	H	Appalachian St.	52 66								
317	H	Western Caro.	83 88	278	A	USC Upstate	85 80								
162	A	Elon	69 79	249	A	Marshall	46 52								
96	H	Davidson	46 87	76	H	Arkansas	38 73								

Non-Div I Games: Tusculum 68 49

Furman

■ Loss,
 ■ Non-Conf, S Site,
 ■ Home
 ■ Away
 N Neutral

Ga. Southern

Through Games Of Sunday, February 3, 2013

Average RPI Win:	324	WON-LOST	WINNING	LAST 10	STRENGTH OF	OPP. STRENGTH	TEAM	ADJ.	CONF.	ADJ CONF.
Average RPI Loss:	177	RECORD	PCT. RANK	GAMES	SCHEDULE	OF SCHEDULE	RPI	RPI	RPI	RPI
DIV. I ONLY	4- 16	314	3- 7	236	328	311	311	22	22	
DIV. I NON-CONF.	1- 8	319	0- 3	277	337	335	335	26	26	
TOTALS	RPI 1-25	RPI 26-50	W-L RECORDS	RPI 51-100	RPI 101-150	RPI 150+				
4- 16	0- 0	0- 1	OVERALL	0- 3	0- 3	4- 9				
2- 4	0- 0	0- 0	HOME	0- 1	0- 1	2- 2				
1- 11	0- 0	0- 1	AWAY	0- 2	0- 2	1- 6				
1- 1	0- 0	0- 0	NEUTRAL	0- 0	0- 0	1- 1				
1- 8	0- 0	0- 0	NON-CONFERENCE	0- 1	0- 2	1- 5				
0- 2	0- 0	0- 0	HOME	0- 0	0- 1	0- 1				
0- 5	0- 0	0- 0	AWAY	0- 1	0- 1	0- 3				
1- 1	0- 0	0- 0	NEUTRAL	0- 0	0- 0	1- 1				
3- 8	0- 0	0- 1	CONFERENCE	0- 2	0- 1	3- 4				
2- 2	0- 0	0- 0	HOME	0- 1	0- 0	2- 1				
1- 6	0- 0	0- 1	AWAY	0- 1	0- 1	1- 3				
0- 0	0- 0	0- 0	NEUTRAL	0- 0	0- 0	0- 0				

RPI S	Opponent	Score	RPI S	Opponent	Score	RPI S	Opponent	Score	RPI S	Opponent	Score	Team's RPI: 311
47	A Chattanooga	43 75	91	A James Madison	44 93	106	A Stetson	39 70				
			96	A Davidson	49 61	111	A Appalachian St.	47 79				
			96	H Davidson	61 73	139	H Mercer	44 48				
						162	A Elon	59 70				
						203	A Col. of Charleston	56 58				
						206	H Fla. Atlantic	55 75				
						218	H Furman	42 56				
						219	A Georgia St.	48 73				
						225	A Samford	41 56				
						268	A George Mason	53 54				
						314	N Bethune-Cookman	48 59				
						317	H Western Caro.	52 50				
						320	H Wofford	61 58				
						328	A Kennesaw St.	39 53				
						329	A UNC Greensboro	63 56				
						331	N Kent St.	71 47				
LAST 12 Division I GAMES:												
96	H Davidson	61 73	218	H Furman	42 56							
162	A Elon	59 70	317	H Western Caro.	52 50							
329	A UNC Greensboro	63 56	203	A Col. of Charleston	56 58							
320	H Wofford	61 58	91	A James Madison	44 93							
225	A Samford	41 56	268	A George Mason	53 54							
47	A Chattanooga	43 75	328	A Kennesaw St.	39 53							

Non-Div I Games:

Ga. Southern

■ Loss,
 ■ Non-Conf,
 ■ S Site,
 ■ H Home
 ■ A Away
 N Neutral

Gardner-Webb

Through Games Of Sunday, February 3, 2013

Average RPI Win:	334	WON-LOST	WINNING	LAST 10	STRENGTH OF	OPP. STRENGTH	TEAM	ADJ.	CONF.	ADJ CONF.
Average RPI Loss:	195	RECORD	PCT. RANK	GAMES	SCHEDULE	OF SCHEDULE	RPI	RPI	RPI	RPI
DIV. I ONLY	7- 11	227	4- 6	344	342	322	322	29	29	
DIV. I NON-CONF.	4- 3	138	3- 0	343	344	297	297	29	29	
TOTALS	RPI 1-25	RPI 26-50	W-L RECORDS	RPI 51-100	RPI 101-150	RPI 150+				
7- 11	0- 0	0- 0	OVERALL	0- 1	0- 3	7- 7				
3- 6	0- 0	0- 0	HOME	0- 1	0- 1	3- 4				
4- 5	0- 0	0- 0	AWAY	0- 0	0- 2	4- 3				
0- 0	0- 0	0- 0	NEUTRAL	0- 0	0- 0	0- 0				
4- 3	0- 0	0- 0	NON-CONFERENCE	0- 1	0- 1	4- 1				
2- 1	0- 0	0- 0	HOME	0- 1	0- 0	2- 0				
2- 2	0- 0	0- 0	AWAY	0- 0	0- 1	2- 1				
0- 0	0- 0	0- 0	NEUTRAL	0- 0	0- 0	0- 0				
3- 8	0- 0	0- 0	CONFERENCE	0- 0	0- 2	3- 6				
1- 5	0- 0	0- 0	HOME	0- 0	0- 1	1- 4				
2- 3	0- 0	0- 0	AWAY	0- 0	0- 1	2- 2				
0- 0	0- 0	0- 0	NEUTRAL	0- 0	0- 0	0- 0				

RPI 1-25				RPI 26-50				RPI 51-100				RPI 101+				Team's RPI: 322	
RPI	S	Opponent	Score	RPI	S	Opponent	Score	RPI	S	Opponent	Score	RPI	S	Opponent	Score		
								96	H	Davidson	56	59	111	A	Appalachian St.	43	84
													135	A	High Point	42	64
													150	H	Winthrop	55	60
													189	A	Presbyterian	48	57
													198	H	Campbell	49	59
													207	A	Longwood	75	87
													207	H	Longwood	62	70
													226	H	Radford	69	72
													297	H	Coastal Caro.	62	65
													320	A	Wofford	62	57
													328	A	Kennesaw St.	68	59
													329	A	UNC Greensboro	49	55
													332	A	Charleston So.	59	55
													335	H	Lipscomb	64	40
													340	A	UNC Asheville	58	45
													340	H	UNC Asheville	73	47
													342	H	N.C. Central	54	32
LAST 12 Division I GAMES:																	
340	H	UNC Asheville	73	47	198	H	Campbell	49	59								
332	A	Charleston So.	59	55	135	A	High Point	42	64								
189	A	Presbyterian	48	57	207	A	Longwood	75	87								
340	A	UNC Asheville	58	45	328	A	Kennesaw St.	68	59								
150	H	Winthrop	55	60	342	H	N.C. Central	54	32								
226	H	Radford	69	72	320	A	Wofford	62	57								

Non-Div I Games: Tenn. Temple 86 34 Asbury 76 41 Montreat 84 50

Gardner-Webb

Loss, Non-Conf, S Site, H Home A Away N Neutral

George Mason

Through Games Of Sunday, February 3, 2013

Average RPI Win:	281	WON-LOST	WINNING	LAST 10	STRENGTH OF	OPP. STRENGTH	TEAM	ADJ.	CONF.	ADJ CONF.
Average RPI Loss:	138	RECORD	PCT. RANK	GAMES	SCHEDULE	OF SCHEDULE	RPI	RPI	RPI	RPI
DIV. I ONLY	6- 13	281	2- 8	166	203	268	268	14	14	
DIV. I NON-CONF.	5- 6	187	1- 3	232	297	244	244	15	15	
TOTALS	RPI 1-25	RPI 26-50	W-L RECORDS	RPI 51-100	RPI 101-150	RPI 150+				
6- 13	0- 2	0- 0	OVERALL	0- 1	0- 6	6- 4				
4- 6	0- 0	0- 0	HOME	0- 1	0- 4	4- 1				
1- 7	0- 2	0- 0	AWAY	0- 0	0- 2	1- 3				
1- 0	0- 0	0- 0	NEUTRAL	0- 0	0- 0	1- 0				
5- 6	0- 1	0- 0	NON-CONFERENCE	0- 0	0- 2	5- 3				
4- 2	0- 0	0- 0	HOME	0- 0	0- 2	4- 0				
0- 4	0- 1	0- 0	AWAY	0- 0	0- 0	0- 3				
1- 0	0- 0	0- 0	NEUTRAL	0- 0	0- 0	1- 0				
1- 7	0- 1	0- 0	CONFERENCE	0- 1	0- 4	1- 1				
0- 4	0- 0	0- 0	HOME	0- 1	0- 2	0- 1				
1- 3	0- 1	0- 0	AWAY	0- 0	0- 2	1- 0				
0- 0	0- 0	0- 0	NEUTRAL	0- 0	0- 0	0- 0				

RPI 1-25				RPI 26-50				RPI 51-100				RPI 101+ Team's RPI: 268			
RPI	S	Opponent	Score	RPI	S	Opponent	Score	RPI	S	Opponent	Score	RPI	S	Opponent	Score
8	A	Maryland	40 90					91	H	James Madison	55 71	101	H	East Carolina	53 71
24	A	Delaware	27 62									123	A	Northeastern	63 69
												123	H	Northeastern	51 60
												132	A	Hofstra	67 72
												132	H	Hofstra	53 67
												140	H	Akron	49 65
												161	H	UAB	58 55
												181	A	George Washington	52 60
												219	H	Georgia St.	52 64
												254	A	New Mexico St.	52 55
												263	A	Oakland	58 62
												281	N	Drake	76 70
												299	A	Towson	65 54
												308	H	Morgan St.	65 54
												311	H	Ga. Southern	54 53
												327	H	UMES	64 38
LAST 12 Division I GAMES:															
132	A	Hofstra	67 72	24	A	Delaware	27 62								
219	H	Georgia St.	52 64	123	A	Northeastern	63 69								
91	H	James Madison	55 71	101	H	East Carolina	53 71								
123	H	Northeastern	51 60	311	H	Ga. Southern	54 53								
299	A	Towson	65 54	181	A	George Washington	52 60								
132	H	Hofstra	53 67	8	A	Maryland	40 90								

Non-Div I Games:

George Mason

■ Loss,
■ Non-Conf,
■ S Site,
■ H Home
■ A Away
N Neutral

Average RPI Win:	253	WON-LOST	WINNING	LAST 10	STRENGTH OF	OPP. STRENGTH	TEAM	ADJ.	CONF.	ADJ CONF.
Average RPI Loss:	82	RECORD	PCT. RANK	GAMES	SCHEDULE	OF SCHEDULE	RPI	RPI	RPI	RPI
DIV. I ONLY	9- 12	206	3- 7	175	70	181	181	8	8	
DIV. I NON-CONF.	6- 8	204	2- 3	196	62	191	191	8	8	
TOTALS	RPI 1-25	RPI 26-50	W-L RECORDS	RPI 51-100	RPI 101-150	RPI 150+				
9- 12	0- 2	0- 5	OVERALL	0- 1	1- 2	8- 2				
5- 4	0- 0	0- 3	HOME	0- 1	1- 0	4- 0				
4- 8	0- 2	0- 2	AWAY	0- 0	0- 2	4- 2				
0- 0	0- 0	0- 0	NEUTRAL	0- 0	0- 0	0- 0				
6- 8	0- 1	0- 3	NON-CONFERENCE	0- 1	1- 2	5- 1				
4- 2	0- 0	0- 1	HOME	0- 1	1- 0	3- 0				
2- 6	0- 1	0- 2	AWAY	0- 0	0- 2	2- 1				
0- 0	0- 0	0- 0	NEUTRAL	0- 0	0- 0	0- 0				
3- 4	0- 1	0- 2	CONFERENCE	0- 0	0- 0	3- 1				
1- 2	0- 0	0- 2	HOME	0- 0	0- 0	1- 0				
2- 2	0- 1	0- 0	AWAY	0- 0	0- 0	2- 1				
0- 0	0- 0	0- 0	NEUTRAL	0- 0	0- 0	0- 0				

RPI 1-25				RPI 26-50				RPI 51-100				RPI 101+ Team's RPI: 181			
RPI	S	Opponent	Score	RPI	S	Opponent	Score	RPI	S	Opponent	Score	RPI	S	Opponent	Score
5	A	California	43 70	32	H	Duquesne	59 63	88	H	Auburn	59 69	105	A	American	54 57
20	A	Dayton	52 80	37	A	St. Mary's (CA)	49 79					120	H	Howard	61 60
				38	H	Georgetown	54 70					130	A	Virginia Tech	31 50
				45	H	Saint Joseph's	67 80					154	A	N.C. A&T	56 67
				48	A	Rutgers	52 56					179	A	La Salle	74 57
												235	A	VCU	79 68
												268	H	George Mason	60 52
												278	A	USC Upstate	48 37
												284	A	Massachusetts	58 62
												290	H	Rhode Island	57 43
												295	H	William & Mary	58 51
												307	H	Texas-Arlington	80 47
												308	A	Morgan St.	75 40
LAST 12 Division I GAMES:															
179	A	La Salle	74 57	284	A	Massachusetts	58 62								
32	H	Duquesne	59 63	154	A	N.C. A&T	56 67								
290	H	Rhode Island	57 43	37	A	St. Mary's (CA)	49 79								
20	A	Dayton	52 80	5	A	California	43 70								
235	A	VCU	79 68	268	H	George Mason	60 52								
45	H	Saint Joseph's	67 80	120	H	Howard	61 60								

Non-Div I Games:

George Washington

Average RPI Win: 167				WON-LOST		WINNING		LAST 10		STRENGTH OF		OPP. STRENGTH		TEAM		ADJ.		CONF.		ADJ CONF.	
Average RPI Loss: 24				RECORD		PCT. RANK		GAMES		SCHEDULE		OF SCHEDULE		RPI		RPI		RPI		RPI	
DIV. I ONLY				13- 9		117		5- 5		13		33		38		38		3		3	
DIV. I NON-CONF.				9- 4		75		2- 1		23		32		24		24		3		3	
TOTALS		RPI 1-25		RPI 26-50		W-L RECORDS		RPI 51-100		RPI 101-150		RPI 150+									
13- 9		1- 6		0- 2		OVERALL		1- 1		2- 0		9- 0									
8- 2		0- 1		0- 0		HOME		1- 1		2- 0		5- 0									
4- 7		1- 5		0- 2		AWAY		0- 0		0- 0		3- 0									
1- 0		0- 0		0- 0		NEUTRAL		0- 0		0- 0		1- 0									
9- 4		1- 3		0- 0		NON-CONFERENCE		1- 1		2- 0		5- 0									
5- 1		0- 0		0- 0		HOME		1- 1		2- 0		2- 0									
3- 3		1- 3		0- 0		AWAY		0- 0		0- 0		2- 0									
1- 0		0- 0		0- 0		NEUTRAL		0- 0		0- 0		1- 0									
4- 5		0- 3		0- 2		CONFERENCE		0- 0		0- 0		4- 0									
3- 1		0- 1		0- 0		HOME		0- 0		0- 0		3- 0									
1- 4		0- 2		0- 2		AWAY		0- 0		0- 0		1- 0									
0- 0		0- 0		0- 0		NEUTRAL		0- 0		0- 0		0- 0									

RPI S	Opponent	Score	RPI S	Opponent	Score	Team's RPI: 38	RPI S	Opponent	Score	RPI S	Opponent	Score
2	H Connecticut	48 75	36	A Syracuse	56 86		53	H LSU	71 69	107	H Temple	66 58
4	A Notre Dame	64 79	48	A Rutgers	47 55		70	H South Dakota St.	58 64	124	H Sacred Heart	90 63
5	A California	56 72								169	H Cincinnati	54 52
7	A Penn St.	74 97								179	H La Salle	69 61
17	A North Carolina	48 63								181	A George Washington	70 54
23	A Louisville	60 74								183	A Providence	79 64
24	A Delaware	62 56								195	H Pittsburgh	69 57
										209	H Yale	90 67
										228	A Monmouth	61 48
										233	H Seton Hall	70 50
										283	N Cal St. Fullerton	53 51
LAST 12 Division I GAMES:												
23	A Louisville	60 74	36	A Syracuse	56 86		2	H Connecticut	48 75			
169	H Cincinnati	54 52					183	A Providence	79 64			
195	H Pittsburgh	69 57					107	H Temple	66 58			
48	A Rutgers	47 55					209	H Yale	90 67			
233	H Seton Hall	70 50					70	H South Dakota St.	58 64			
4	A Notre Dame	64 79										

Non-Div I Games:

Georgetown

■ Loss,
 ■ Non-Conf, S Site,
 ■ Home
 ■ Away
 N Neutral

Georgia

Through Games Of Sunday, February 3, 2013

Average RPI Win: 139		WON-LOST	WINNING	LAST 10	STRENGTH OF		OPP. STRENGTH	TEAM	ADJ.	CONF.	ADJ CONF.
Average RPI Loss: 25		RECORD	PCT. RANK	GAMES	SCHEDULE		OF SCHEDULE	RPI	RPI	RPI	RPI
DIV. I ONLY		19- 3	12	7- 3	46		46	16	16	4	4
DIV. I NON-CONF.		12- 1	4	2- 1	197		115	37	37	6	6
TOTALS		RPI 1-25	RPI 26-50		W-L RECORDS		RPI 51-100	RPI 101-150		RPI 150+	
19- 3	2- 2	1- 0		OVERALL		4- 1	4- 0		8- 0		
12- 1	1- 1	1- 0		HOME		2- 0	3- 0		5- 0		
6- 2	1- 1	0- 0		AWAY		2- 1	1- 0		2- 0		
1- 0	0- 0	0- 0		NEUTRAL		0- 0	0- 0		1- 0		
12- 1	0- 0	1- 0		NON-CONFERENCE		1- 1	2- 0		8- 0		
8- 0	0- 0	1- 0		HOME		0- 0	2- 0		5- 0		
3- 1	0- 0	0- 0		AWAY		1- 1	0- 0		2- 0		
1- 0	0- 0	0- 0		NEUTRAL		0- 0	0- 0		1- 0		
7- 2	2- 2	0- 0		CONFERENCE		3- 0	2- 0		0- 0		
4- 1	1- 1	0- 0		HOME		2- 0	1- 0		0- 0		
3- 1	1- 1	0- 0		AWAY		1- 0	1- 0		0- 0		
0- 0	0- 0	0- 0		NEUTRAL		0- 0	0- 0		0- 0		

RPI	S	Opponent	Score	RPI	S	Opponent	Score	RPI	S	Opponent	Score	RPI	S	Opponent	Score
6	A	Tennessee	66 79	48	H	Rutgers	57 51	57	A	Illinois	59 70	118	A	Alabama	95 83
10	H	South Carolina	42 40					65	H	Florida	69 52	118	H	Alabama	65 59
12	A	Kentucky	75 71					69	A	Georgia Tech	60 50	139	H	Mercer	80 38
13	H	Texas A&M	46 64					75	H	Missouri	77 46	143	H	South Carolina St.	62 46
								76	A	Arkansas	57 53	167	A	TCU	72 59
												171	A	New Mexico	72 42
												186	H	Belmont	70 38
												189	H	Presbyterian	66 38
												200	N	St. Bonaventure	84 48
												218	H	Furman	83 47
												304	H	Savannah St.	94 57
												335	H	Lipscomb	93 42
LAST 12 Division I GAMES:															
12	A	Kentucky	75 71	118	A	Alabama	95 83	6	A	Tennessee	66 79				
118	H	Alabama	65 59	75	H	Missouri	77 46	57	A	Illinois	59 70	167	A	TCU	72 59
65	H	Florida	69 52	57	A	Illinois	59 70	335	H	Lipscomb	93 42				
13	H	Texas A&M	46 64												
76	A	Arkansas	57 53												
10	H	South Carolina	42 40												

Non-Div I Games:

Georgia

■ Loss,
 ■ Non-Conf, S Site,
 ■ Home
 ■ Away
 N Neutral

Average RPI Win:	286	WON-LOST	WINNING	LAST 10	STRENGTH OF	OPP. STRENGTH	TEAM	ADJ.	CONF.	ADJ CONF.
Average RPI Loss:	102	RECORD	PCT. RANK	GAMES	SCHEDULE	OF SCHEDULE	RPI	RPI	RPI	RPI
DIV. I ONLY	10- 10	164	2- 8	196	261	219	219	14	14	
DIV. I NON-CONF.	8- 3	61	2- 1	323	311	199	199	15	15	
TOTALS	RPI 1-25	RPI 26-50	W-L RECORDS	RPI 51-100	RPI 101-150	RPI 150+				
10- 10	0- 1	0- 1	OVERALL	0- 3	0- 4	10- 1				
7- 5	0- 1	0- 1	HOME	0- 1	0- 2	7- 0				
3- 5	0- 0	0- 0	AWAY	0- 2	0- 2	3- 1				
0- 0	0- 0	0- 0	NEUTRAL	0- 0	0- 0	0- 0				
8- 3	0- 0	0- 1	NON-CONFERENCE	0- 1	0- 0	8- 1				
7- 1	0- 0	0- 1	HOME	0- 0	0- 0	7- 0				
1- 2	0- 0	0- 0	AWAY	0- 1	0- 0	1- 1				
0- 0	0- 0	0- 0	NEUTRAL	0- 0	0- 0	0- 0				
2- 7	0- 1	0- 0	CONFERENCE	0- 2	0- 4	2- 0				
0- 4	0- 1	0- 0	HOME	0- 1	0- 2	0- 0				
2- 3	0- 0	0- 0	AWAY	0- 1	0- 2	2- 0				
0- 0	0- 0	0- 0	NEUTRAL	0- 0	0- 0	0- 0				

RPI	S	Opponent	Score	RPI	S	Opponent	Score	RPI	S	Opponent	Score	RPI	S	Opponent	Score	Team's RPI: 219
24	H	Delaware	38 70	46	H	Toledo	43 46	65	A	Florida	65 84	123	H	Northeastern	55 68	
								79	A	Drexel	55 79	132	A	Hofstra	63 64	
								91	H	James Madison	49 65	136	A	Old Dominion	45 68	
												136	H	Old Dominion	66 72	
												160	A	UCF	64 50	
												186	A	Belmont	62 85	
												265	H	Mississippi Val.	76 60	
												268	A	George Mason	64 52	
												279	H	Florida A&M	77 58	
												292	H	Morehead St.	61 47	
												299	A	Towson	56 49	
												311	H	Ga. Southern	73 48	
												317	H	Western Caro.	64 45	
												328	H	Kennesaw St.	63 42	
												341	H	Jacksonville St.	79 50	
LAST 12 Division I GAMES:																
79	A	Drexel	55 79	299	A	Towson	56 49									
24	H	Delaware	38 70	132	A	Hofstra	63 64									
268	A	George Mason	64 52	136	H	Old Dominion	66 72									
136	A	Old Dominion	45 68	46	H	Toledo	43 46									
91	H	James Madison	49 65	265	H	Mississippi Val.	76 60									
123	H	Northeastern	55 68	317	H	Western Caro.	64 45									

Non-Div I Games:

Georgia St.

Georgia Tech

Through Games Of Sunday, February 3, 2013

Average RPI Win:	158	WON-LOST	WINNING	LAST 10	STRENGTH OF	OPP. STRENGTH	TEAM	ADJ.	CONF.	ADJ CONF.
Average RPI Loss:	29	RECORD	PCT. RANK	GAMES	SCHEDULE	OF SCHEDULE	RPI	RPI	RPI	RPI
DIV. I ONLY	10- 12	188	3- 7	7	42	69	69	5	5	
DIV. I NON-CONF.	7- 4	103	2- 0	20	72	55	55	4	4	
TOTALS	RPI 1-25	RPI 26-50	W-L RECORDS	RPI 51-100	RPI 101-150	RPI 150+				
10- 12	0- 8	0- 2	OVERALL	4- 1	1- 1	5- 0				
5- 6	0- 4	0- 0	HOME	2- 1	0- 1	3- 0				
3- 5	0- 4	0- 1	AWAY	1- 0	1- 0	1- 0				
2- 1	0- 0	0- 1	NEUTRAL	1- 0	0- 0	1- 0				
7- 4	0- 3	0- 1	NON-CONFERENCE	3- 0	1- 0	3- 0				
4- 2	0- 2	0- 0	HOME	2- 0	0- 0	2- 0				
1- 1	0- 1	0- 0	AWAY	0- 0	1- 0	0- 0				
2- 1	0- 0	0- 1	NEUTRAL	1- 0	0- 0	1- 0				
3- 8	0- 5	0- 1	CONFERENCE	1- 1	0- 1	2- 0				
1- 4	0- 2	0- 0	HOME	0- 1	0- 1	1- 0				
2- 4	0- 3	0- 1	AWAY	1- 0	0- 0	1- 0				
0- 0	0- 0	0- 0	NEUTRAL	0- 0	0- 0	0- 0				

RPI 1-25				RPI 26-50				RPI 51-100 Team's RPI: 69				RPI 101+			
RPI	S	Opponent	Score	RPI	S	Opponent	Score	RPI	S	Opponent	Score	RPI	S	Opponent	Score
6	H	Tennessee	54 71	36	N	Syracuse	72 75	52	H	Washington	52 44	115	H	North Carolina St.	66 78
8	H	Maryland	57 66	42	A	Miami (FL)	65 71	55	A	Virginia	65 62	125	A	FIU	65 63
9	A	Purdue	73 85					55	H	Virginia	51 62	152	A	Clemson	81 59
11	A	Duke	52 85					60	H	Marquette	76 72	153	H	Wake Forest	89 82
16	H	Georgia	50 60					64	N	Quinnipiac	74 57	250	N	Milwaukee	66 57
17	A	North Carolina	58 79									328	H	Kennesaw St.	80 51
18	A	Florida St.	71 76									337	H	Alcorn	76 49
18	H	Florida St.	78 85												
LAST 12 Division I GAMES:															
55	A	Virginia	65 62	17	A	North Carolina	58 79	55	H	Virginia	51 62	152	A	Clemson	81 59
153	H	Wake Forest	89 82	18	H	Florida St.	78 85	125	A	FIU	65 63	153	H	Wake Forest	89 82
115	H	North Carolina St.	66 78	42	A	Miami (FL)	65 71	64	N	Quinnipiac	74 57	328	H	Kennesaw St.	80 51
18	A	Florida St.	71 76									337	H	Alcorn	76 49
8	H	Maryland	57 66												

Non-Div I Games:

Georgia Tech

■ Loss,
 ■ Non-Conf, S Site,
 ■ Home
 ■ Away
 N Neutral

Gonzaga

Through Games Of Sunday, February 3, 2013

Average RPI Win:	156	WON-LOST	WINNING	LAST 10	STRENGTH OF	OPP. STRENGTH	TEAM	ADJ.	CONF.	ADJ CONF.
Average RPI Loss:	52	RECORD	PCT. RANK	GAMES	SCHEDULE	OF SCHEDULE	RPI	RPI	RPI	RPI
DIV. I ONLY	18- 5	35	8- 2	104	50	50	50	7	7	
DIV. I NON-CONF.	10- 4	70	1- 2	116	27	79	79	7	7	
TOTALS	RPI 1-25	RPI 26-50	W-L RECORDS	RPI 51-100	RPI 101-150	RPI 150+				
18- 5	0- 2	0- 1	OVERALL	5- 1	5- 1	8- 0				
10- 3	0- 1	0- 0	HOME	4- 1	2- 1	4- 0				
6- 1	0- 0	0- 1	AWAY	1- 0	1- 0	4- 0				
2- 1	0- 1	0- 0	NEUTRAL	0- 0	2- 0	0- 0				
10- 4	0- 2	0- 0	NON-CONFERENCE	2- 1	4- 1	4- 0				
5- 3	0- 1	0- 0	HOME	2- 1	1- 1	2- 0				
3- 0	0- 0	0- 0	AWAY	0- 0	1- 0	2- 0				
2- 1	0- 1	0- 0	NEUTRAL	0- 0	2- 0	0- 0				
8- 1	0- 0	0- 1	CONFERENCE	3- 0	1- 0	4- 0				
5- 0	0- 0	0- 0	HOME	2- 0	1- 0	2- 0				
3- 1	0- 0	0- 1	AWAY	1- 0	0- 0	2- 0				
0- 0	0- 0	0- 0	NEUTRAL	0- 0	0- 0	0- 0				

RPI 1-25				RPI 26-50				Team's RPI: 50				RPI 51-100				RPI 101+			
RPI	S	Opponent	Score	RPI	S	Opponent	Score	RPI	S	Opponent	Score	RPI	S	Opponent	Score	RPI	S	Opponent	Score
3	H	Stanford	41 69	37	A	St. Mary's (CA)	51 54	72	H	BYU	74 59	117	N	Missouri St.	80 66				
23	N	Louisville	42 55					77	H	Ohio St.	60 65	119	H	Santa Clara	79 50				
								83	A	San Diego	62 50	121	A	Southern California	63 52				
								83	H	San Diego	77 57	122	H	Washington St.	51 57				
								87	H	Eastern Wash.	65 50	148	H	Idaho	97 62				
								89	H	Wisconsin	62 53	150	N	Winthrop	80 66				
												175	A	Portland St.	54 40				
												197	A	UC Riverside	60 53				
												201	A	Portland	82 51				
												213	H	Loyola Marymount	79 57				
												220	A	Pepperdine	80 46				
												220	H	Pepperdine	81 52				
												228	H	Monmouth	77 51				
												283	H	Cal St. Fullerton	83 44				
LAST 12 Division I GAMES:																			
220	H	Pepperdine	81 52	37	A	St. Mary's (CA)	51 54	119	H	Santa Clara	79 50	83	H	San Diego	77 57				
213	H	Loyola Marymount	79 57					122	H	Washington St.	51 57	148	H	Idaho	97 62				
220	A	Pepperdine	80 46					148	H	Idaho	97 62	77	H	Ohio St.	60 65				
83	A	San Diego	62 50																
72	H	BYU	74 59																
201	A	Portland	82 51																

Non-Div I Games:

Gonzaga

■ Loss,
 ■ Non-Conf, S Site,
 ■ Home
 ■ Away
 N Neutral

Grambling

Through Games Of Sunday, February 3, 2013

Average RPI Win: 290	WON-LOST	WINNING	LAST 10	STRENGTH OF	OPP. STRENGTH	TEAM	ADJ.	CONF.	ADJ CONF.
Average RPI Loss: 170	RECORD	PCT. RANK	GAMES	SCHEDULE	OF SCHEDULE	RPI	RPI	RPI	RPI
DIV. I ONLY	4- 18	321	3- 7	243	275	321	321	31	31
DIV. I NON-CONF.	2- 10	311	1- 1	83	90	251	251	31	31
TOTALS	RPI 1-25	RPI 26-50	W-L RECORDS	RPI 51-100	RPI 101-150	RPI 150+			
4- 18	0- 1	0- 2	OVERALL	0- 4	0- 2	4- 9			
4- 4	0- 0	0- 0	HOME	0- 0	0- 0	4- 4			
0- 13	0- 1	0- 2	AWAY	0- 4	0- 1	0- 5			
0- 1	0- 0	0- 0	NEUTRAL	0- 0	0- 1	0- 0			
2- 10	0- 1	0- 2	NON-CONFERENCE	0- 4	0- 2	2- 1			
2- 1	0- 0	0- 0	HOME	0- 0	0- 0	2- 1			
0- 8	0- 1	0- 2	AWAY	0- 4	0- 1	0- 0			
0- 1	0- 0	0- 0	NEUTRAL	0- 0	0- 1	0- 0			
2- 8	0- 0	0- 0	CONFERENCE	0- 0	0- 0	2- 8			
2- 3	0- 0	0- 0	HOME	0- 0	0- 0	2- 3			
0- 5	0- 0	0- 0	AWAY	0- 0	0- 0	0- 5			
0- 0	0- 0	0- 0	NEUTRAL	0- 0	0- 0	0- 0			

RPI 1-25				RPI 26-50				RPI 51-100				RPI 101+ Team's RPI: 321			
RPI	S	Opponent	Score	RPI	S	Opponent	Score	RPI	S	Opponent	Score	RPI	S	Opponent	Score
18	A	Florida St.	60 96	26	A	Nebraska	39 84	53	A	LSU	59 90	126	N	Sam Houston St.	55 73
				33	A	Kansas	47 101	68	A	Wichita St.	44 62	128	A	Memphis	42 92
								80	A	Liberty	50 81	187	A	Texas Southern	64 91
								93	A	Fresno St.	52 64	196	H	Tulsa	62 75
												227	H	Stephen F. Austin	64 63
												244	A	Prairie View	59 78
												259	A	Southern U.	81 83
												259	H	Southern U.	92 76
												265	H	Mississippi Val.	48 50
												306	A	Alabama A&M	56 78
												316	H	Jackson St.	54 61
												325	A	Alabama St.	60 68
												330	H	Ark.-Pine Bluff	67 62
												337	H	Alcorn	58 71
												345	H	New Orleans	76 44
LAST 12 Division I GAMES:															
259	A	Southern U.	81 83	244	A	Prairie View	59 78								
265	H	Mississippi Val.	48 50	337	H	Alcorn	58 71								
330	H	Ark.-Pine Bluff	67 62	259	H	Southern U.	92 76								
345	H	New Orleans	76 44	325	A	Alabama St.	60 68								
316	H	Jackson St.	54 61	306	A	Alabama A&M	56 78								
187	A	Texas Southern	64 91	26	A	Nebraska	39 84								

Non-Div I Games:

Grambling

■ Loss,
 ■ Non-Conf, S Site,
 ■ Home
 ■ Away
 N Neutral

Average RPI Win:	139	WON-LOST	WINNING	LAST 10	STRENGTH OF	OPP. STRENGTH	TEAM	ADJ.	CONF.	ADJ CONF.
Average RPI Loss:	73	RECORD	PCT. RANK	GAMES	SCHEDULE	OF SCHEDULE	RPI	RPI	RPI	RPI
DIV. I ONLY	16- 2	10	10- 0	82	61	19	19	13	13	
DIV. I NON-CONF.	9- 2	34	5- 0	74	11	19	19	12	12	
TOTALS	RPI 1-25	RPI 26-50	W-L RECORDS	RPI 51-100	RPI 101-150	RPI 150+				
16- 2	0- 0	0- 0	OVERALL	6- 2	5- 0	5- 0				
7- 0	0- 0	0- 0	HOME	2- 0	2- 0	3- 0				
7- 1	0- 0	0- 0	AWAY	3- 1	2- 0	2- 0				
2- 1	0- 0	0- 0	NEUTRAL	1- 1	1- 0	0- 0				
9- 2	0- 0	0- 0	NON-CONFERENCE	5- 2	2- 0	2- 0				
4- 0	0- 0	0- 0	HOME	2- 0	0- 0	2- 0				
3- 1	0- 0	0- 0	AWAY	2- 1	1- 0	0- 0				
2- 1	0- 0	0- 0	NEUTRAL	1- 1	1- 0	0- 0				
7- 0	0- 0	0- 0	CONFERENCE	1- 0	3- 0	3- 0				
3- 0	0- 0	0- 0	HOME	0- 0	2- 0	1- 0				
4- 0	0- 0	0- 0	AWAY	1- 0	1- 0	2- 0				
0- 0	0- 0	0- 0	NEUTRAL	0- 0	0- 0	0- 0				

RPI 1-25			Team's RPI: 19	RPI 26-50			RPI 51-100				RPI 101+				
RPI	S	Opponent	Score	RPI	S	Opponent	Score	RPI	S	Opponent	Score	RPI	S	Opponent	Score
								54	A	Central Mich.	50 54	102	N	Richmond	79 48
								54	H	Central Mich.	75 48	112	H	Detroit	62 31
								60	A	Marquette	55 46	129	A	UNI	54 53
								68	A	Wichita St.	63 42	145	A	Wright St.	70 48
								74	A	Youngstown St.	59 41	145	H	Wright St.	71 44
								75	N	Missouri	55 33	200	H	St. Bonaventure	61 42
								89	H	Wisconsin	53 38	215	A	Cleveland St.	52 49
								91	N	James Madison	86 89	216	A	Valparaiso	78 55
												258	H	North Dakota St.	72 37
												285	H	Ill.-Chicago	99 53
LAST 12 Division I GAMES:															
				285	H	Ill.-Chicago	99 53					112	H	Detroit	62 31
				145	A	Wright St.	70 48					200	H	St. Bonaventure	61 42
				216	A	Valparaiso	78 55					68	A	Wichita St.	63 42
				74	A	Youngstown St.	59 41					89	H	Wisconsin	53 38
				215	A	Cleveland St.	52 49					258	H	North Dakota St.	72 37
				145	H	Wright St.	71 44					60	A	Marquette	55 46

Non-Div I Games: Indianapolis 64 52

Green Bay

■ Loss,
 ■ Non-Conf,
 ■ S Site,
 ■ H Home
 ■ A Away
 N Neutral

Average RPI Win:	219	WON-LOST	WINNING	LAST 10	STRENGTH OF	OPP. STRENGTH	TEAM	ADJ.	CONF.	ADJ CONF.
Average RPI Loss:	96	RECORD	PCT. RANK	GAMES	SCHEDULE	OF SCHEDULE	RPI	RPI	RPI	RPI
DIV. I ONLY	17- 5	36	9- 1	264	143	84	84	30	30	
DIV. I NON-CONF.	9- 5	97	4- 2	215	60	102	102	30	30	
TOTALS	RPI 1-25	RPI 26-50	W-L RECORDS	RPI 51-100	RPI 101-150	RPI 150+				
17- 5	0- 1	0- 1	OVERALL	2- 1	4- 1	11- 1				
6- 0	0- 0	0- 0	HOME	2- 0	1- 0	3- 0				
10- 1	0- 0	0- 0	AWAY	0- 0	3- 1	7- 0				
1- 4	0- 1	0- 1	NEUTRAL	0- 1	0- 0	1- 1				
9- 5	0- 1	0- 1	NON-CONFERENCE	2- 1	1- 1	6- 1				
3- 0	0- 0	0- 0	HOME	2- 0	0- 0	1- 0				
5- 1	0- 0	0- 0	AWAY	0- 0	1- 1	4- 0				
1- 4	0- 1	0- 1	NEUTRAL	0- 1	0- 0	1- 1				
8- 0	0- 0	0- 0	CONFERENCE	0- 0	3- 0	5- 0				
3- 0	0- 0	0- 0	HOME	0- 0	1- 0	2- 0				
5- 0	0- 0	0- 0	AWAY	0- 0	2- 0	3- 0				
0- 0	0- 0	0- 0	NEUTRAL	0- 0	0- 0	0- 0				

RPI 1-25				RPI 26-50				RPI 51-100				Team's RPI: 84	RPI 101+			
RPI	S	Opponent	Score	RPI	S	Opponent	Score	RPI	S	Opponent	Score		RPI	S	Opponent	Score
10	N	South Carolina	34 45	30	N	DePaul	67 68	53	H	LSU	67 58		105	A	American	61 58
								66	N	FGCU	59 70		120	A	Howard	52 50
								98	H	Boston College	60 57		120	H	Howard	67 45
													130	A	Virginia Tech	45 55
													143	A	South Carolina St.	59 46
													173	N	Evansville	64 45
													185	A	Southern Miss.	78 41
													210	A	Mississippi St.	56 48
													244	N	Prairie View	42 49
													282	H	Coppin St.	58 50
													304	A	Savannah St.	70 40
													308	A	Morgan St.	81 60
													308	H	Morgan St.	66 60
													310	A	UMBC	81 36
													333	A	Saint Peter's	62 40
													338	A	Norfolk St.	76 41
													339	H	Chicago St.	87 35
LAST 12 Division I GAMES:																
				308	A	Morgan St.	81 60						105	A	American	61 58
				120	H	Howard	67 45						98	H	Boston College	60 57
				338	A	Norfolk St.	76 41						130	A	Virginia Tech	45 55
				282	H	Coppin St.	58 50						333	A	Saint Peter's	62 40
				308	H	Morgan St.	66 60						173	N	Evansville	64 45
				120	A	Howard	52 50						244	N	Prairie View	42 49

Non-Div I Games:

Hampton

Average RPI Win:	214	WON-LOST	WINNING	LAST 10	STRENGTH OF	OPP. STRENGTH	TEAM	ADJ.	CONF.	ADJ CONF.
Average RPI Loss:	78	RECORD	PCT. RANK	GAMES	SCHEDULE	OF SCHEDULE	RPI	RPI	RPI	RPI
DIV. I ONLY	14- 8	91	5- 5	115	118	85	85	23	23	
DIV. I NON-CONF.	9- 4	75	1- 2	86	15	56	56	25	25	
TOTALS	RPI 1-25	RPI 26-50	W-L RECORDS	RPI 51-100	RPI 101-150	RPI 150+				
14- 8	0- 2	1- 1	OVERALL	1- 4	1- 0	11- 1				
8- 3	0- 1	1- 0	HOME	1- 2	1- 0	5- 0				
5- 5	0- 1	0- 1	AWAY	0- 2	0- 0	5- 1				
1- 0	0- 0	0- 0	NEUTRAL	0- 0	0- 0	1- 0				
9- 4	0- 2	1- 1	NON-CONFERENCE	1- 1	1- 0	6- 0				
5- 2	0- 1	1- 0	HOME	1- 1	1- 0	2- 0				
3- 2	0- 1	0- 1	AWAY	0- 0	0- 0	3- 0				
1- 0	0- 0	0- 0	NEUTRAL	0- 0	0- 0	1- 0				
5- 4	0- 0	0- 0	CONFERENCE	0- 3	0- 0	5- 1				
3- 1	0- 0	0- 0	HOME	0- 1	0- 0	3- 0				
2- 3	0- 0	0- 0	AWAY	0- 2	0- 0	2- 1				
0- 0	0- 0	0- 0	NEUTRAL	0- 0	0- 0	0- 0				

RPI 1-25				RPI 26-50				RPI 51-100 Team's RPI: 85				RPI 101+			
RPI	S	Opponent	Score	RPI	S	Opponent	Score	RPI	S	Opponent	Score	RPI	S	Opponent	Score
2	H	Connecticut	45 102	34	A	Vanderbilt	45 67	57	H	St. John's (NY)	54 66	102	H	Richmond	59 54
8	A	Maryland	40 72	49	H	Marist	64 53	61	A	Boston U.	40 42	170	A	Dartmouth	67 52
								61	H	Boston U.	39 45	183	H	Providence	66 39
								64	H	Quinnipiac	67 61	204	H	Stony Brook	59 43
								94	A	Albany (NY)	48 55	211	A	Central Conn. St.	76 62
												214	H	Loyola Maryland	64 50
												252	H	New Hampshire	63 56
												284	A	Massachusetts	71 65
												286	A	Vermont	60 51
												305	A	Binghamton	44 46
												310	H	UMBC	51 44
												327	N	UMES	53 38
												334	A	Maine	52 37
LAST 12 Division I GAMES:															
61	A	Boston U.	40 42	334	A	Maine	52 37								
286	A	Vermont	60 51	61	H	Boston U.	39 45								
252	H	New Hampshire	63 56	305	A	Binghamton	44 46								
94	A	Albany (NY)	48 55	8	A	Maryland	40 72								
310	H	UMBC	51 44	327	N	UMES	53 38								
204	H	Stony Brook	59 43	2	H	Connecticut	45 102								

Non-Div I Games:

Hartford

■ Loss,
■ Non-Conf,
■ S Site,
■ H Home
■ A Away
N Neutral

Average RPI Win:	209	WON-LOST	WINNING	LAST 10	STRENGTH OF	OPP. STRENGTH	TEAM	ADJ.	CONF.	ADJ CONF.
Average RPI Loss:	104	RECORD	PCT. RANK	GAMES	SCHEDULE	OF SCHEDULE	RPI	RPI	RPI	RPI
DIV. I ONLY	12- 6	79	6- 4	247	87	95	95	19	19	
DIV. I NON-CONF.	9- 5	97	5- 3	184	81	86	86	18	18	
TOTALS	RPI 1-25	RPI 26-50	W-L RECORDS	RPI 51-100	RPI 101-150	RPI 150+				
12- 6	0- 0	0- 2	OVERALL	1- 2	1- 0	10- 2				
5- 0	0- 0	0- 0	HOME	1- 0	0- 0	4- 0				
7- 4	0- 0	0- 1	AWAY	0- 1	1- 0	6- 2				
0- 2	0- 0	0- 1	NEUTRAL	0- 1	0- 0	0- 0				
9- 5	0- 0	0- 2	NON-CONFERENCE	1- 2	1- 0	7- 1				
4- 0	0- 0	0- 0	HOME	1- 0	0- 0	3- 0				
5- 3	0- 0	0- 1	AWAY	0- 1	1- 0	4- 1				
0- 2	0- 0	0- 1	NEUTRAL	0- 1	0- 0	0- 0				
3- 1	0- 0	0- 0	CONFERENCE	0- 0	0- 0	3- 1				
1- 0	0- 0	0- 0	HOME	0- 0	0- 0	1- 0				
2- 1	0- 0	0- 0	AWAY	0- 0	0- 0	2- 1				
0- 0	0- 0	0- 0	NEUTRAL	0- 0	0- 0	0- 0				

RPI 1-25				RPI 26-50				RPI 51-100				Team's RPI: 95	RPI 101+			
RPI	S	Opponent	Score	RPI	S	Opponent	Score	RPI	S	Opponent	Score		RPI	S	Opponent	Score
				39	A	Michigan	61 72	56	N	SMU	73 88		132	A	Hofstra	70 67
				40	N	Oklahoma St.	62 92	61	A	Boston U.	61 68		170	A	Dartmouth	45 58
								72	H	BYU	71 65		170	H	Dartmouth	88 66
													174	A	Holy Cross	80 62
													183	H	Providence	73 59
													209	A	Yale	67 54
													222	A	Eastern Mich.	67 63
													223	A	North Dakota	65 52
													252	H	New Hampshire	63 44
													258	A	North Dakota St.	72 81
													284	H	Massachusetts	85 59
													290	A	Rhode Island	63 56
													294	A	Brown	68 58
LAST 12 Division I GAMES:																
				294	A	Brown	68 58	56	N	SMU	73 88					
				209	A	Yale	67 54	40	N	Oklahoma St.	62 92					
				170	A	Dartmouth	45 58	61	A	Boston U.	61 68					
				170	H	Dartmouth	88 66	183	H	Providence	73 59					
				290	A	Rhode Island	63 56	132	A	Hofstra	70 67					
				284	H	Massachusetts	85 59	252	H	New Hampshire	63 44					

Non-Div I Games:

Harvard

Average RPI Win:	193	WON-LOST	WINNING	LAST 10	STRENGTH OF	OPP. STRENGTH	TEAM	ADJ.	CONF.	ADJ CONF.
Average RPI Loss:	97	RECORD	PCT. RANK	GAMES	SCHEDULE	OF SCHEDULE	RPI	RPI	RPI	RPI
DIV. I ONLY	10- 10	164	6- 4	122	57	158	158	11	11	
DIV. I NON-CONF.	4- 7	229	2- 1	121	6	226	226	11	11	
TOTALS	RPI 1-25	RPI 26-50	W-L RECORDS	RPI 51-100	RPI 101-150	RPI 150+				
10- 10	0- 2	0- 2	OVERALL	0- 2	3- 1	7- 3				
7- 7	0- 2	0- 1	HOME	0- 2	2- 1	5- 1				
3- 3	0- 0	0- 1	AWAY	0- 0	1- 0	2- 2				
0- 0	0- 0	0- 0	NEUTRAL	0- 0	0- 0	0- 0				
4- 7	0- 2	0- 1	NON-CONFERENCE	0- 2	1- 1	3- 1				
4- 6	0- 2	0- 1	HOME	0- 2	1- 1	3- 0				
0- 1	0- 0	0- 0	AWAY	0- 0	0- 0	0- 1				
0- 0	0- 0	0- 0	NEUTRAL	0- 0	0- 0	0- 0				
6- 3	0- 0	0- 1	CONFERENCE	0- 0	2- 0	4- 2				
3- 1	0- 0	0- 0	HOME	0- 0	1- 0	2- 1				
3- 2	0- 0	0- 1	AWAY	0- 0	1- 0	2- 1				
0- 0	0- 0	0- 0	NEUTRAL	0- 0	0- 0	0- 0				

RPI 1-25				RPI 26-50				RPI 51-100				RPI 101+ Team's RPI: 158			
RPI	S	Opponent	Score	RPI	S	Opponent	Score	RPI	S	Opponent	Score	RPI	S	Opponent	Score
1	H	Baylor	42 77	27	H	Oklahoma	49 74	76	H	Arkansas	68 83	109	H	Cal Poly	61 43
3	H	Stanford	42 69	28	A	Pacific	61 71	97	H	Utah	61 62	110	A	Cal St. Northridge	65 53
												118	H	Alabama	43 44
												149	H	UT Martin	73 69
												157	H	UC Santa Barbara	50 51
												165	H	Long Beach St.	65 57
												169	H	Cincinnati	65 63
												178	A	San Francisco	52 65
												188	A	UC Davis	71 63
												197	A	UC Riverside	65 50
												248	H	Oregon	85 73
												269	H	UC Irvine	56 46
												283	A	Cal St. Fullerton	74 83
												326	H	LIU Brooklyn	52 33
LAST 12 Division I GAMES:															
110	A	Cal St. Northridge	65 53	269	H	UC Irvine	56 46								
157	H	UC Santa Barbara	50 51	197	A	UC Riverside	65 50								
109	H	Cal Poly	61 43	283	A	Cal St. Fullerton	74 83								
188	A	UC Davis	71 63	118	H	Alabama	43 44								
28	A	Pacific	61 71	169	H	Cincinnati	65 63								
165	H	Long Beach St.	65 57	326	H	LIU Brooklyn	52 33								

Non-Div I Games:

Hawaii

■ Loss,
 ■ Non-Conf, S Site,
 ■ Home
 ■ Away
 N Neutral

Average RPI Win:	236	WON-LOST	WINNING	LAST 10	STRENGTH OF	OPP. STRENGTH	TEAM	ADJ.	CONF.	ADJ CONF.
Average RPI Loss:	152	RECORD	PCT. RANK	GAMES	SCHEDULE	OF SCHEDULE	RPI	RPI	RPI	RPI
DIV. I ONLY	11- 9	130	7- 3	169	285	135	135	29	29	
DIV. I NON-CONF.	5- 5	159	2- 0	136	189	107	107	29	29	
TOTALS	RPI 1-25	RPI 26-50	W-L RECORDS	RPI 51-100	RPI 101-150	RPI 150+				
11- 9	0- 1	0- 0	OVERALL	1- 2	2- 1	8- 5				
4- 3	0- 0	0- 0	HOME	0- 1	0- 0	4- 2				
6- 6	0- 1	0- 0	AWAY	1- 1	2- 1	3- 3				
1- 0	0- 0	0- 0	NEUTRAL	0- 0	0- 0	1- 0				
5- 5	0- 1	0- 0	NON-CONFERENCE	0- 1	2- 0	3- 3				
1- 1	0- 0	0- 0	HOME	0- 0	0- 0	1- 1				
3- 4	0- 1	0- 0	AWAY	0- 1	2- 0	1- 2				
1- 0	0- 0	0- 0	NEUTRAL	0- 0	0- 0	1- 0				
6- 4	0- 0	0- 0	CONFERENCE	1- 1	0- 1	5- 2				
3- 2	0- 0	0- 0	HOME	0- 1	0- 0	3- 1				
3- 2	0- 0	0- 0	AWAY	1- 0	0- 1	2- 1				
0- 0	0- 0	0- 0	NEUTRAL	0- 0	0- 0	0- 0				

RPI 1-25				RPI 26-50				RPI 51-100				RPI 101+ Team's RPI: 135			
RPI	S	Opponent	Score	RPI	S	Opponent	Score	RPI	S	Opponent	Score	RPI	S	Opponent	Score
12	A	Kentucky	46 80					80	A	Liberty	71 63	137	A	Navy	63 47
								80	H	Liberty	59 67	139	A	Mercer	62 57
								96	A	Davidson	42 59	150	A	Winthrop	61 78
												161	H	UAB	53 58
												198	A	Campbell	76 79
												207	H	Longwood	83 66
												218	A	Furman	62 64
												226	H	Radford	55 64
												228	N	Monmouth	81 74
												231	A	Xavier	48 77
												237	H	East Tenn. St.	85 76
												278	A	USC Upstate	77 67
												297	A	Coastal Caro.	70 54
												322	H	Gardner-Webb	64 42
												332	H	Charleston So.	71 54
												340	A	UNC Asheville	58 57
LAST 12 Division I GAMES:															
80	H	Liberty	59 67	322	H	Gardner-Webb	64 42								
226	H	Radford	55 64	332	H	Charleston So.	71 54								
207	H	Longwood	83 66	340	A	UNC Asheville	58 57								
80	A	Liberty	71 63	139	A	Mercer	62 57								
198	A	Campbell	76 79	150	A	Winthrop	61 78								
297	A	Coastal Caro.	70 54	278	A	USC Upstate	77 67								

Non-Div I Games: Bluefield Col. 79 44

High Point

■ Loss,
 ■ Non-Conf, S Site,
 ■ Home
 ■ Away
 N Neutral

Average RPI Win:	219	WON-LOST	WINNING	LAST 10	STRENGTH OF	OPP. STRENGTH	TEAM	ADJ.	CONF.	ADJ CONF.
Average RPI Loss:	66	RECORD	PCT. RANK	GAMES	SCHEDULE	OF SCHEDULE	RPI	RPI	RPI	RPI
DIV. I ONLY	9- 10	184	7- 3	79	98	132	132	14	14	
DIV. I NON-CONF.	4- 7	229	3- 1	103	31	192	192	15	15	
TOTALS	RPI 1-25	RPI 26-50	W-L RECORDS	RPI 51-100	RPI 101-150	RPI 150+				
9- 10	0- 2	0- 2	OVERALL	1- 5	2- 1	6- 0				
7- 2	0- 0	0- 1	HOME	1- 1	1- 0	5- 0				
1- 7	0- 2	0- 1	AWAY	0- 4	0- 0	1- 0				
1- 1	0- 0	0- 0	NEUTRAL	0- 0	1- 1	0- 0				
4- 7	0- 1	0- 2	NON-CONFERENCE	1- 3	1- 1	2- 0				
3- 2	0- 0	0- 1	HOME	1- 1	0- 0	2- 0				
0- 4	0- 1	0- 1	AWAY	0- 2	0- 0	0- 0				
1- 1	0- 0	0- 0	NEUTRAL	0- 0	1- 1	0- 0				
5- 3	0- 1	0- 0	CONFERENCE	0- 2	1- 0	4- 0				
4- 0	0- 0	0- 0	HOME	0- 0	1- 0	3- 0				
1- 3	0- 1	0- 0	AWAY	0- 2	0- 0	1- 0				
0- 0	0- 0	0- 0	NEUTRAL	0- 0	0- 0	0- 0				

RPI 1-25				RPI 26-50				RPI 51-100				RPI 101+ Team's RPI: 132			
RPI	S	Opponent	Score	RPI	S	Opponent	Score	RPI	S	Opponent	Score	RPI	S	Opponent	Score
21	A	Princeton	54 84	45	H	Saint Joseph's	55 71	57	A	St. John's (NY)	47 73	106	N	Stetson	77 75
24	A	Delaware	63 79	49	A	Marist	70 85	79	A	Drexel	53 59	113	N	Texas	52 72
								88	A	Auburn	58 68	136	H	Old Dominion	83 72
								90	H	Northwestern	63 54	219	H	Georgia St.	64 63
								91	A	James Madison	62 85	255	H	Ole Miss	72 63
								95	H	Harvard	67 70	268	A	George Mason	67 53
												268	H	George Mason	72 67
												295	H	William & Mary	56 53
												338	H	Norfolk St.	82 47
LAST 12 Division I GAMES:															
24	A	Delaware	63 79	219	H	Georgia St.	64 63	268	H	George Mason	72 67	295	H	William & Mary	56 53
91	A	James Madison	62 85	338	H	Norfolk St.	82 47	90	H	Northwestern	63 54	255	H	Ole Miss	72 63
136	H	Old Dominion	83 72	90	H	Northwestern	63 54	268	A	George Mason	67 53	88	A	Auburn	58 68
79	A	Drexel	53 59	255	H	Ole Miss	72 63								
268	A	George Mason	67 53	88	A	Auburn	58 68								

Non-Div I Games:

Hofstra

■ Loss,
■ Non-Conf,
■ S Site,
■ H Home
■ A Away
N Neutral

Holy Cross

Through Games Of Sunday, February 3, 2013

Average RPI Win:	252	WON-LOST	WINNING	LAST 10	STRENGTH OF	OPP. STRENGTH	TEAM	ADJ.	CONF.	ADJ CONF.
Average RPI Loss:	130	RECORD	PCT. RANK	GAMES	SCHEDULE	OF SCHEDULE	RPI	RPI	RPI	RPI
DIV. I ONLY	11- 11	164	5- 5	179	255	174	174	16	16	
DIV. I NON-CONF.	8- 7	157	3- 2	213	254	170	170	19	19	
TOTALS	RPI 1-25	RPI 26-50	W-L RECORDS	RPI 51-100	RPI 101-150	RPI 150+				
11- 11	0- 0	0- 0	OVERALL	0- 5	0- 3	11- 3				
5- 5	0- 0	0- 0	HOME	0- 2	0- 1	5- 2				
6- 6	0- 0	0- 0	AWAY	0- 3	0- 2	6- 1				
0- 0	0- 0	0- 0	NEUTRAL	0- 0	0- 0	0- 0				
8- 7	0- 0	0- 0	NON-CONFERENCE	0- 5	0- 1	8- 1				
3- 3	0- 0	0- 0	HOME	0- 2	0- 0	3- 1				
5- 4	0- 0	0- 0	AWAY	0- 3	0- 1	5- 0				
0- 0	0- 0	0- 0	NEUTRAL	0- 0	0- 0	0- 0				
3- 4	0- 0	0- 0	CONFERENCE	0- 0	0- 2	3- 2				
2- 2	0- 0	0- 0	HOME	0- 0	0- 1	2- 1				
1- 2	0- 0	0- 0	AWAY	0- 0	0- 1	1- 1				
0- 0	0- 0	0- 0	NEUTRAL	0- 0	0- 0	0- 0				

RPI S	Opponent	Score	RPI S	Opponent	Score	RPI S	Opponent	Score	RPI S	Opponent	Score	Team's RPI: 174
						64	A Quinnipiac	49 61	105	A American	62 67	
						65	A Florida	50 81	123	A Northeastern	48 70	
						81	A Fordham	60 67	137	H Navy	47 60	
						95	H Harvard	62 80	170	A Dartmouth	64 52	
						98	H Boston College	52 71	172	A Bucknell	59 62	
									199	A Army	51 46	
									208	H Lafayette	60 55	
									209	H Yale	87 71	
									211	H Central Conn. St.	57 56	
									236	H Lehigh	65 67	
									252	H New Hampshire	65 68	
									273	H Colgate	71 61	
									284	A Massachusetts	63 59	
									294	H Brown	83 66	
									296	A Bryant	68 66	
									314	A Bethune-Cookman	63 54	
									318	A Manhattan	60 52	
LAST 12 Division I GAMES:												
273	H Colgate	71 61	236	H Lehigh	65 67							
199	A Army	51 46	294	H Brown	83 66							
172	A Bucknell	59 62	81	A Fordham	60 67							
208	H Lafayette	60 55	170	A Dartmouth	64 52							
105	A American	62 67	314	A Bethune-Cookman	63 54							
137	H Navy	47 60	65	A Florida	50 81							

Non-Div I Games:

Holy Cross

Loss, Non-Conf, S Site, H Home A Away N Neutral

Average RPI Win: 230	WON-LOST	WINNING	LAST 10	STRENGTH OF	OPP. STRENGTH	TEAM	ADJ.	CONF.	ADJ CONF.
Average RPI Loss: 119	RECORD	PCT. RANK	GAMES	SCHEDULE	OF SCHEDULE	RPI	RPI	RPI	RPI
DIV. I ONLY	9- 11	196	5- 5	93	176	191	191	9	9
DIV. I NON-CONF.	6- 7	182	2- 3	210	176	237	237	10	10
TOTALS	RPI 1-25	RPI 26-50	W-L RECORDS	RPI 51-100	RPI 101-150	RPI 150+			
9- 11	0- 0	0- 2	OVERALL	0- 3	1- 2	8- 4			
8- 4	0- 0	0- 1	HOME	0- 2	1- 1	7- 0			
1- 7	0- 0	0- 1	AWAY	0- 1	0- 1	1- 4			
0- 0	0- 0	0- 0	NEUTRAL	0- 0	0- 0	0- 0			
6- 7	0- 0	0- 2	NON-CONFERENCE	0- 0	0- 2	6- 3			
6- 2	0- 0	0- 1	HOME	0- 0	0- 1	6- 0			
0- 5	0- 0	0- 1	AWAY	0- 0	0- 1	0- 3			
0- 0	0- 0	0- 0	NEUTRAL	0- 0	0- 0	0- 0			
3- 4	0- 0	0- 0	CONFERENCE	0- 3	1- 0	2- 1			
2- 2	0- 0	0- 0	HOME	0- 2	1- 0	1- 0			
1- 2	0- 0	0- 0	AWAY	0- 1	0- 0	1- 1			
0- 0	0- 0	0- 0	NEUTRAL	0- 0	0- 0	0- 0			

RPI 1-25				RPI 26-50				RPI 51-100				RPI 101+				Team's RPI: 191	
RPI	S	Opponent	Score	RPI	S	Opponent	Score	RPI	S	Opponent	Score	RPI	S	Opponent	Score		
				29	H	Creighton	54 75	56	A	SMU	54 58	118	H	Alabama	74 83		
				44	A	Texas Tech	56 86	71	H	UTEP	54 65	128	H	Memphis	77 74		
								99	H	Tulane	56 74	147	A	McNeese St.	72 76		
												161	A	UAB	46 54		
												167	A	TCU	51 60		
												171	H	New Mexico	77 62		
												185	H	Southern Miss.	81 70		
												209	A	Yale	82 84		
												210	A	Mississippi St.	66 72		
												246	H	UTSA	55 42		
												249	A	Marshall	71 63		
												257	H	Delaware St.	71 58		
												262	H	Southeast Mo. St.	61 44		
												276	H	Texas St.	74 61		
												293	H	Northwestern St.	67 51		
LAST 12 Division I GAMES:																	
				99	H	Tulane	56 74	128	H	Memphis	77 74						
				56	A	SMU	54 58	257	H	Delaware St.	71 58						
				71	H	UTEP	54 65	44	A	Texas Tech	56 86						
				185	H	Southern Miss.	81 70	276	H	Texas St.	74 61						
				249	A	Marshall	71 63	29	H	Creighton	54 75						
				161	A	UAB	46 54	167	A	TCU	51 60						

Non-Div I Games:

Houston

■ Loss,
 ■ Non-Conf, S Site,
 ■ Home
 ■ Away
 N Neutral

Houston Baptist

Through Games Of Sunday, February 3, 2013

Average RPI Win:	345	WON-LOST	WINNING	LAST 10	STRENGTH OF	OPP. STRENGTH	TEAM	ADJ.	CONF.	ADJ CONF.
Average RPI Loss:	228	RECORD	PCT. RANK	GAMES	SCHEDULE	OF SCHEDULE	RPI	RPI	RPI	RPI
DIV. I ONLY	1- 17	337	1- 8	335	338	344	344	33	33	
DIV. I NON-CONF.	1- 14	334	1- 7	318	325	343	343	33	33	
TOTALS	RPI 1-25	RPI 26-50	W-L RECORDS	RPI 51-100	RPI 101-150	RPI 150+				
1- 17	0- 0	0- 0	OVERALL	0- 2	0- 3	1- 12				
0- 9	0- 0	0- 0	HOME	0- 0	0- 3	0- 6				
1- 7	0- 0	0- 0	AWAY	0- 2	0- 0	1- 5				
0- 1	0- 0	0- 0	NEUTRAL	0- 0	0- 0	0- 1				
1- 14	0- 0	0- 0	NON-CONFERENCE	0- 2	0- 3	1- 9				
0- 8	0- 0	0- 0	HOME	0- 0	0- 3	0- 5				
1- 5	0- 0	0- 0	AWAY	0- 2	0- 0	1- 3				
0- 1	0- 0	0- 0	NEUTRAL	0- 0	0- 0	0- 1				
0- 3	0- 0	0- 0	CONFERENCE	0- 0	0- 0	0- 3				
0- 1	0- 0	0- 0	HOME	0- 0	0- 0	0- 1				
0- 2	0- 0	0- 0	AWAY	0- 0	0- 0	0- 2				
0- 0	0- 0	0- 0	NEUTRAL	0- 0	0- 0	0- 0				

RPI S	Opponent	Score	RPI S	Opponent	Score	RPI S	Opponent	Score	RPI S	Opponent	Score	Team's RPI: 344
						71	A UTEP	58 67	126	H Sam Houston St.	58 75	
						97	A Utah	33 71	131	H Lamar	52 68	
									144	H South Ala.	53 83	
									171	A New Mexico	46 63	
									188	H UC Davis	64 77	
									241	A Southern Utah	58 79	
									257	H Delaware St.	83 84	
									286	A Vermont	48 59	
									287	H CSU Bakersfield	75 88	
									290	N Rhode Island	36 59	
									307	H Texas-Arlington	71 77	
									313	H Utah Valley	71 75	
									315	A Tex.-Pan American	45 71	
									316	H Jackson St.	57 65	
									339	A Chicago St.	62 73	
									345	A New Orleans	60 45	
LAST 12 Division I GAMES:												
313	H	Utah Valley	71	75	126	H	Sam Houston St.	58	75			
339	A	Chicago St.	62	73	131	H	Lamar	52	68			
315	A	Tex.-Pan American	45	71	241	A	Southern Utah	58	79			
287	H	CSU Bakersfield	75	88	97	A	Utah	33	71			
345	A	New Orleans	60	45	290	N	Rhode Island	36	59			
257	H	Delaware St.	83	84	286	A	Vermont	48	59			

Non-Div I Games: St. Thomas (TX) 63 60 Huston-Tillotson 88 51 Schreiner 73 46

Houston Baptist

Loss, Non-Conf, S Site, H Home A Away N Neutral

Average RPI Win: 250	WON-LOST	WINNING	LAST 10	STRENGTH OF	OPP. STRENGTH	TEAM	ADJ.	CONF.	ADJ CONF.
Average RPI Loss: 83	RECORD	PCT. RANK	GAMES	SCHEDULE	OF SCHEDULE	RPI	RPI	RPI	RPI
DIV. I ONLY	11- 8	124	7- 3	234	141	120	120	30	30
DIV. I NON-CONF.	5- 6	187	3- 2	155	29	122	122	30	30
TOTALS	RPI 1-25	RPI 26-50	W-L RECORDS	RPI 51-100	RPI 101-150	RPI 150+			
11- 8	0- 1	0- 1	OVERALL	0- 4	1- 1	10- 1			
5- 1	0- 0	0- 0	HOME	0- 1	1- 0	4- 0			
6- 7	0- 1	0- 1	AWAY	0- 3	0- 1	6- 1			
0- 0	0- 0	0- 0	NEUTRAL	0- 0	0- 0	0- 0			
5- 6	0- 1	0- 1	NON-CONFERENCE	0- 2	1- 1	4- 1			
3- 0	0- 0	0- 0	HOME	0- 0	1- 0	2- 0			
2- 6	0- 1	0- 1	AWAY	0- 2	0- 1	2- 1			
0- 0	0- 0	0- 0	NEUTRAL	0- 0	0- 0	0- 0			
6- 2	0- 0	0- 0	CONFERENCE	0- 2	0- 0	6- 0			
2- 1	0- 0	0- 0	HOME	0- 1	0- 0	2- 0			
4- 1	0- 0	0- 0	AWAY	0- 1	0- 0	4- 0			
0- 0	0- 0	0- 0	NEUTRAL	0- 0	0- 0	0- 0			

RPI 1-25				RPI 26-50				RPI 51-100				RPI 101+ Team's RPI: 120			
RPI	S	Opponent	Score	RPI	S	Opponent	Score	RPI	S	Opponent	Score	RPI	S	Opponent	Score
7	A	Penn St.	61 72	30	A	DePaul	51 68	77	A	Ohio St.	50 67	107	H	Temple	61 58
								84	A	Hampton	45 67	108	A	Saint Francis (PA)	61 69
								84	H	Hampton	50 52	154	A	N.C. A&T	44 42
								90	A	Northwestern	45 61	181	A	George Washington	60 61
												214	H	Loyola Maryland	40 37
												220	A	Pepperdine	55 51
												238	H	Mt. St. Mary's	77 52
												257	A	Delaware St.	54 40
												282	A	Coppin St.	67 54
												289	A	NJIT	46 33
												304	H	Savannah St.	53 41
												338	H	Norfolk St.	56 45
												342	A	N.C. Central	56 30
LAST 12 Division I GAMES:															
304	H	Savannah St.	53 41	84	H	Hampton	50 52								
84	A	Hampton	45 67	282	A	Coppin St.	67 54								
289	A	NJIT	46 33	107	H	Temple	61 58								
342	A	N.C. Central	56 30	77	A	Ohio St.	50 67								
154	A	N.C. A&T	44 42	220	A	Pepperdine	55 51								
338	H	Norfolk St.	56 45	181	A	George Washington	60 61								

Non-Div I Games: Bowie St. 60 38

Howard

■ Loss,
 ■ Non-Conf,
 ■ S Site,
 ■ Home
 ■ A Away
 N Neutral

Average RPI Win: 269	WON-LOST	WINNING	LAST 10	STRENGTH OF	OPP. STRENGTH	TEAM	ADJ.	CONF.	ADJ CONF.
Average RPI Loss: 165	RECORD	PCT. RANK	GAMES	SCHEDULE	OF SCHEDULE	RPI	RPI	RPI	RPI
DIV. I ONLY	6- 13	281	4- 5	177	264	280	280	20	20
DIV. I NON-CONF.	3- 9	287	1- 3	139	289	261	261	21	21

TOTALS	RPI 1-25	RPI 26-50	W-L RECORDS	RPI 51-100	RPI 101-150	RPI 150+			
6- 13	0- 1	0- 1	OVERALL	0- 1	0- 2	6- 8			
5- 6	0- 1	0- 0	HOME	0- 1	0- 2	5- 2			
1- 7	0- 0	0- 1	AWAY	0- 0	0- 0	1- 6			
0- 0	0- 0	0- 0	NEUTRAL	0- 0	0- 0	0- 0			
3- 9	0- 1	0- 1	NON-CONFERENCE	0- 0	0- 1	3- 6			
2- 4	0- 1	0- 0	HOME	0- 0	0- 1	2- 2			
1- 5	0- 0	0- 1	AWAY	0- 0	0- 0	1- 4			
0- 0	0- 0	0- 0	NEUTRAL	0- 0	0- 0	0- 0			
3- 4	0- 0	0- 0	CONFERENCE	0- 1	0- 1	3- 2			
3- 2	0- 0	0- 0	HOME	0- 1	0- 1	3- 0			
0- 2	0- 0	0- 0	AWAY	0- 0	0- 0	0- 2			
0- 0	0- 0	0- 0	NEUTRAL	0- 0	0- 0	0- 0			

RPI 1-25				RPI 26-50				RPI 51-100				RPI 101+ Team's RPI: 280			
RPI	S	Opponent	Score	RPI	S	Opponent	Score	RPI	S	Opponent	Score	RPI	S	Opponent	Score
9	H	Purdue	54 69	35	A	Michigan St.	36 64	70	H	South Dakota St.	64 66	112	H	Detroit	58 88
												142	H	IUPUI	74 79
												184	A	Indiana	47 64
												205	A	SIU Edwardsville	54 61
												205	H	SIU Edwardsville	67 74
												216	H	Valparaiso	73 82
												221	A	South Dakota	51 82
												232	A	Ball St.	46 53
												243	A	Neb. Omaha	50 60
												243	H	Neb. Omaha	51 46
												251	H	Western Ill.	80 49
												258	H	North Dakota St.	65 58
												263	H	Oakland	57 55
												277	A	UMKC	59 77
												297	H	Coastal Caro.	51 46
												301	A	Southern Ill.	78 65
LAST 12 Division I GAMES:															
243	H	Neb. Omaha	51 46	243	A	Neb. Omaha	50 60								
263	H	Oakland	57 55	251	H	Western Ill.	80 49								
277	A	UMKC	59 77	142	H	IUPUI	74 79								
221	A	South Dakota	51 82	112	H	Detroit	58 88								
70	H	South Dakota St.	64 66	35	A	Michigan St.	36 64								
258	H	North Dakota St.	65 58	205	A	SIU Edwardsville	54 61								

Non-Div I Games: Grace (IN) 68 52 Rochester College 71 59

IPFW

Loss, Non-Conf, S Site, H Home A Away N Neutral

Average RPI Win:	219	WON-LOST	WINNING	LAST 10	STRENGTH OF	OPP. STRENGTH	TEAM	ADJ.	CONF.	ADJ CONF.
Average RPI Loss:	154	RECORD	PCT. RANK	GAMES	SCHEDULE	OF SCHEDULE	RPI	RPI	RPI	RPI
DIV. I ONLY	10- 9	147	6- 4	147	226	142	142	20	20	
DIV. I NON-CONF.	5- 6	187	1- 2	73	227	154	154	21	21	
TOTALS	RPI 1-25	RPI 26-50	W-L RECORDS	RPI 51-100	RPI 101-150	RPI 150+				
10- 9	0- 1	0- 0	OVERALL	1- 1	1- 3	8- 4				
6- 3	0- 0	0- 0	HOME	0- 1	1- 1	5- 1				
4- 6	0- 1	0- 0	AWAY	1- 0	0- 2	3- 3				
0- 0	0- 0	0- 0	NEUTRAL	0- 0	0- 0	0- 0				
5- 6	0- 1	0- 0	NON-CONFERENCE	0- 1	1- 3	4- 1				
4- 2	0- 0	0- 0	HOME	0- 1	1- 1	3- 0				
1- 4	0- 1	0- 0	AWAY	0- 0	0- 2	1- 1				
0- 0	0- 0	0- 0	NEUTRAL	0- 0	0- 0	0- 0				
5- 3	0- 0	0- 0	CONFERENCE	1- 0	0- 0	4- 3				
2- 1	0- 0	0- 0	HOME	0- 0	0- 0	2- 1				
3- 2	0- 0	0- 0	AWAY	1- 0	0- 0	2- 2				
0- 0	0- 0	0- 0	NEUTRAL	0- 0	0- 0	0- 0				

RPI 1-25				RPI 26-50				RPI 51-100				RPI 101+ Team's RPI: 142			
RPI	S	Opponent	Score	RPI	S	Opponent	Score	RPI	S	Opponent	Score	RPI	S	Opponent	Score
9	A	Purdue	53 78					70	A	South Dakota St.	57 56	103	H	Butler	58 67
								74	H	Youngstown St.	57 58	133	A	Eastern Ill.	60 71
												138	H	Indiana St.	71 67
												145	A	Wright St.	71 75
												184	A	Indiana	49 60
												186	A	Belmont	61 53
												216	H	Valparaiso	75 69
												221	H	South Dakota	56 76
												243	H	Neb. Omaha	60 49
												251	A	Western Ill.	61 55
												251	H	Western Ill.	55 36
												258	A	North Dakota St.	68 71
												263	A	Oakland	59 68
												274	H	Western Mich.	75 67
												277	H	UMKC	47 46
												280	A	IPFW	79 74
LAST 12 Division I GAMES:															
251	A	Western Ill.	61 55	251	H	Western Ill.	55 36								
221	H	South Dakota	56 76	263	A	Oakland	59 68								
277	H	UMKC	47 46	280	A	IPFW	79 74								
70	A	South Dakota St.	57 56	9	A	Purdue	53 78								
258	A	North Dakota St.	68 71	103	H	Butler	58 67								
243	H	Neb. Omaha	60 49	274	H	Western Mich.	75 67								

Non-Div I Games: Grace (IN) 107 48 Goshen 87 31

IUPUI

■ Loss,
 ■ Non-Conf, S Site,
 ■ Home
 ■ Away
 N Neutral

Idaho

Through Games Of Sunday, February 3, 2013

Average RPI Win: 239	WON-LOST	WINNING	LAST 10	STRENGTH OF	OPP. STRENGTH	TEAM	ADJ.	CONF.	ADJ CONF.
Average RPI Loss: 121	RECORD	PCT. RANK	GAMES	SCHEDULE	OF SCHEDULE	RPI	RPI	RPI	RPI
DIV. I ONLY	10- 12	188	7- 3	123	215	148	148	24	24
DIV. I NON-CONF.	3- 8	274	0- 1	35	162	156	156	24	24
TOTALS	RPI 1-25	RPI 26-50	W-L RECORDS	RPI 51-100	RPI 101-150	RPI 150+			
10- 12	0- 1	0- 1	OVERALL	1- 4	0- 0	9- 6			
3- 5	0- 0	0- 0	HOME	1- 1	0- 0	2- 4			
7- 6	0- 1	0- 1	AWAY	0- 3	0- 0	7- 1			
0- 1	0- 0	0- 0	NEUTRAL	0- 0	0- 0	0- 1			
3- 8	0- 1	0- 1	NON-CONFERENCE	1- 4	0- 0	2- 2			
1- 2	0- 0	0- 0	HOME	1- 1	0- 0	0- 1			
2- 5	0- 1	0- 1	AWAY	0- 3	0- 0	2- 0			
0- 1	0- 0	0- 0	NEUTRAL	0- 0	0- 0	0- 1			
7- 4	0- 0	0- 0	CONFERENCE	0- 0	0- 0	7- 4			
2- 3	0- 0	0- 0	HOME	0- 0	0- 0	2- 3			
5- 1	0- 0	0- 0	AWAY	0- 0	0- 0	5- 1			
0- 0	0- 0	0- 0	NEUTRAL	0- 0	0- 0	0- 0			

RPI 1-25				RPI 26-50				RPI 51-100				RPI 101+ Team's RPI: 148			
RPI	S	Opponent	Score	RPI	S	Opponent	Score	RPI	S	Opponent	Score	RPI	S	Opponent	Score
22	A	Colorado	65 70	50	A	Gonzaga	62 97	52	A	Washington	48 62	164	H	Louisiana Tech	58 67
								67	A	Wyoming	53 86	166	A	Utah St.	50 81
								78	A	Montana	65 76	166	H	Utah St.	85 91
								78	H	Montana	50 71	182	H	Seattle	71 76
								87	H	Eastern Wash.	68 66	197	A	UC Riverside	78 64
												201	H	Portland	56 62
												212	A	Denver	68 60
												224	N	Tennessee St.	64 69
												246	A	UTSA	64 45
												254	A	New Mexico St.	57 51
												269	A	UC Irvine	73 55
												272	A	San Jose St.	83 66
												272	H	San Jose St.	82 65
												276	A	Texas St.	72 60
												307	H	Texas-Arlington	70 52
LAST 12 Division I GAMES:															
272	A	San Jose St.	83 66	254	A	New Mexico St.	57 51								
166	A	Utah St.	50 81	212	A	Denver	68 60								
246	A	UTSA	64 45	166	H	Utah St.	85 91								
276	A	Texas St.	72 60	272	H	San Jose St.	82 65								
307	H	Texas-Arlington	70 52	182	H	Seattle	71 76								
164	H	Louisiana Tech	58 67	50	A	Gonzaga	62 97								

Non-Div I Games:

Idaho

■ Loss,
 ■ Non-Conf, S Site,
 ■ Home
 ■ Away
 N Neutral

Average RPI Win:	239	WON-LOST	WINNING	LAST 10	STRENGTH OF	OPP. STRENGTH	TEAM	ADJ.	CONF.	ADJ CONF.
Average RPI Loss:	102	RECORD	PCT. RANK	GAMES	SCHEDULE	OF SCHEDULE	RPI	RPI	RPI	RPI
DIV. I ONLY	11- 9	130	6- 4	223	172	156	156	15	15	
DIV. I NON-CONF.	4- 4	159	0- 1	209	105	130	130	14	14	
TOTALS	RPI 1-25	RPI 26-50	W-L RECORDS	RPI 51-100	RPI 101-150	RPI 150+				
11- 9	0- 0	0- 2	OVERALL	0- 3	2- 1	9- 3				
6- 3	0- 0	0- 0	HOME	0- 2	1- 0	5- 1				
5- 6	0- 0	0- 2	AWAY	0- 1	1- 1	4- 2				
0- 0	0- 0	0- 0	NEUTRAL	0- 0	0- 0	0- 0				
4- 4	0- 0	0- 2	NON-CONFERENCE	0- 1	0- 1	4- 0				
2- 0	0- 0	0- 0	HOME	0- 0	0- 0	2- 0				
2- 4	0- 0	0- 2	AWAY	0- 1	0- 1	2- 0				
0- 0	0- 0	0- 0	NEUTRAL	0- 0	0- 0	0- 0				
7- 5	0- 0	0- 0	CONFERENCE	0- 2	2- 0	5- 3				
4- 3	0- 0	0- 0	HOME	0- 2	1- 0	3- 1				
3- 2	0- 0	0- 0	AWAY	0- 0	1- 0	2- 2				
0- 0	0- 0	0- 0	NEUTRAL	0- 0	0- 0	0- 0				

RPI S	Opponent	Score	RPI S	Opponent	Score	RPI S	Opponent	Score	RPI S	Opponent	Score	Team's RPI: 156
26	A Nebraska	51 60	59	A Kansas St.	54 62	104	H Montana St.	63 55				
33	A Kansas	36 52	78	H Montana	52 57	114	A Arizona St.	53 60				
			87	H Eastern Wash.	55 61	146	A Sacramento St.	62 52				
						151	A Northern Colo.	63 71				
						151	H Northern Colo.	49 50				
						175	H Portland St.	63 50				
						221	A South Dakota	69 45				
						223	A North Dakota	59 64				
						223	H North Dakota	60 43				
						241	H Southern Utah	80 71				
						260	A Boise St.	64 55				
						302	A Northern Ariz.	52 48				
						313	H Utah Valley	69 67				
						323	H Air Force	83 51				
						324	A Weber St.	69 45				
LAST 12 Division I GAMES:												
223	H North Dakota	60 43	324	A Weber St.	69 45							
151	H Northern Colo.	49 50	241	H Southern Utah	80 71							
104	H Montana St.	63 55	151	A Northern Colo.	63 71							
78	H Montana	52 57	223	A North Dakota	59 64							
302	A Northern Ariz.	52 48	114	A Arizona St.	53 60							
146	A Sacramento St.	62 52	87	H Eastern Wash.	55 61							

Non-Div I Games: Carroll (MT) 70 38

Idaho St.

■ Loss,
 ■ Non-Conf, S Site,
 ■ Home
 ■ Away
 N Neutral

Average RPI Win:	252	WON-LOST	WINNING	LAST 10	STRENGTH OF	OPP. STRENGTH	TEAM	ADJ.	CONF.	ADJ CONF.
Average RPI Loss:	153	RECORD	PCT. RANK	GAMES	SCHEDULE	OF SCHEDULE	RPI	RPI	RPI	RPI
DIV. I ONLY	5- 13	295	3- 7	197	183	285	285	13	13	
DIV. I NON-CONF.	3- 8	274	2- 3	284	220	315	315	12	12	
TOTALS	RPI 1-25	RPI 26-50	W-L RECORDS	RPI 51-100	RPI 101-150	RPI 150+				
5- 13	0- 1	0- 0	OVERALL	0- 2	0- 4	5- 6				
4- 4	0- 0	0- 0	HOME	0- 2	0- 1	4- 1				
1- 9	0- 1	0- 0	AWAY	0- 0	0- 3	1- 5				
0- 0	0- 0	0- 0	NEUTRAL	0- 0	0- 0	0- 0				
3- 8	0- 0	0- 0	NON-CONFERENCE	0- 1	0- 2	3- 5				
3- 2	0- 0	0- 0	HOME	0- 1	0- 1	3- 0				
0- 6	0- 0	0- 0	AWAY	0- 0	0- 1	0- 5				
0- 0	0- 0	0- 0	NEUTRAL	0- 0	0- 0	0- 0				
2- 5	0- 1	0- 0	CONFERENCE	0- 1	0- 2	2- 1				
1- 2	0- 0	0- 0	HOME	0- 1	0- 0	1- 1				
1- 3	0- 1	0- 0	AWAY	0- 0	0- 2	1- 0				
0- 0	0- 0	0- 0	NEUTRAL	0- 0	0- 0	0- 0				

RPI 1-25				RPI 26-50				RPI 51-100				RPI 101+ Team's RPI: 285			
RPI	S	Opponent	Score	RPI	S	Opponent	Score	RPI	S	Opponent	Score	RPI	S	Opponent	Score
19	A	Green Bay	53 99					74	H	Youngstown St.	54 67	103	H	Butler	61 84
								92	H	Illinois St.	74 86	112	A	Detroit	68 74
												138	A	Indiana St.	33 64
												145	A	Wright St.	51 59
												168	A	Saint Louis	49 58
												184	A	Indiana	59 81
												190	A	Bradley	52 66
												205	H	SIU Edwardsville	68 61
												215	H	Cleveland St.	69 73
												216	H	Valparaiso	82 75
												262	A	Southeast Mo. St.	52 67
												274	H	Western Mich.	66 58
												275	A	Loyola Chicago	73 62
												281	A	Drake	61 71
												288	H	Northern Ill.	66 61
LAST 12 Division I GAMES:															
19	A	Green Bay	53 99	215	H	Cleveland St.	69 73								
74	H	Youngstown St.	54 67	103	H	Butler	61 84								
112	A	Detroit	68 74	184	A	Indiana	59 81								
145	A	Wright St.	51 59	274	H	Western Mich.	66 58								
216	H	Valparaiso	82 75	288	H	Northern Ill.	66 61								
275	A	Loyola Chicago	73 62	190	A	Bradley	52 66								

Non-Div I Games: Roosevelt 90 67 Truman 51 64

Ill.-Chicago

Average RPI Win:	116	WON-LOST	WINNING	LAST 10	STRENGTH OF	OPP. STRENGTH	TEAM	ADJ.	CONF.	ADJ CONF.
Average RPI Loss:	63	RECORD	PCT. RANK	GAMES	SCHEDULE	OF SCHEDULE	RPI	RPI	RPI	RPI
DIV. I ONLY	13- 8	99	7- 3	38	10	57	57	2	2	
DIV. I NON-CONF.	7- 5	131	2- 1	96	18	115	115	2	2	
TOTALS	RPI 1-25	RPI 26-50	W-L RECORDS	RPI 51-100	RPI 101-150	RPI 150+				
13- 8	1- 3	2- 2	OVERALL	4- 2	1- 0	5- 1				
6- 6	1- 2	1- 1	HOME	0- 2	0- 0	4- 1				
6- 1	0- 0	1- 1	AWAY	4- 0	1- 0	0- 0				
1- 1	0- 1	0- 0	NEUTRAL	0- 0	0- 0	1- 0				
7- 5	1- 2	0- 1	NON-CONFERENCE	0- 1	1- 0	5- 1				
5- 3	1- 1	0- 0	HOME	0- 1	0- 0	4- 1				
1- 1	0- 0	0- 1	AWAY	0- 0	1- 0	0- 0				
1- 1	0- 1	0- 0	NEUTRAL	0- 0	0- 0	1- 0				
6- 3	0- 1	2- 1	CONFERENCE	4- 1	0- 0	0- 0				
1- 3	0- 1	1- 1	HOME	0- 1	0- 0	0- 0				
5- 0	0- 0	1- 0	AWAY	4- 0	0- 0	0- 0				
0- 0	0- 0	0- 0	NEUTRAL	0- 0	0- 0	0- 0				

RPI	S	Opponent	Score	RPI	S	Opponent	Score	RPI	S	Opponent	Score	RPI	S	Opponent	Score
9	H	Purdue	66 67	26	A	Nebraska	62 52	63	A	Minnesota	91 86	128	A	Memphis	73 65
16	H	Georgia	70 59	31	H	Iowa	74 62	77	A	Ohio St.	79 73	153	H	Wake Forest	95 82
22	H	Colorado	62 69	35	H	Michigan St.	75 79	89	A	Wisconsin	64 56	173	H	Evansville	84 52
25	N	Iowa St.	50 68	44	A	Texas Tech	56 75	90	A	Northwestern	65 47	190	H	Bradley	77 83
								90	H	Northwestern	58 62	196	N	Tulsa	82 75
								92	H	Illinois St.	68 69	215	H	Cleveland St.	83 64
												248	H	Oregon	80 62
LAST 12 Division I GAMES:															
89	A	Wisconsin	64 56	90	A	Northwestern	65 47								
31	H	Iowa	74 62	77	A	Ohio St.	79 73								
63	A	Minnesota	91 86	9	H	Purdue	66 67								
90	H	Northwestern	58 62	16	H	Georgia	70 59								
26	A	Nebraska	62 52	92	H	Illinois St.	68 69								
35	H	Michigan St.	75 79	248	H	Oregon	80 62								

Non-Div I Games:

Illinois

Average RPI Win:	187	WON-LOST	WINNING	LAST 10	STRENGTH OF	OPP. STRENGTH	TEAM	ADJ.	CONF.	ADJ CONF.
Average RPI Loss:	76	RECORD	PCT. RANK	GAMES	SCHEDULE	OF SCHEDULE	RPI	RPI	RPI	RPI
DIV. I ONLY	13- 8	99	6- 4	97	104	92	92	10	10	
DIV. I NON-CONF.	8- 4	84	2- 1	76	80	72	72	9	9	
TOTALS	RPI 1-25	RPI 26-50	W-L RECORDS	RPI 51-100	RPI 101-150	RPI 150+				
13- 8	0- 1	0- 3	OVERALL	3- 1	3- 2	7- 1				
8- 4	0- 1	0- 1	HOME	1- 0	2- 1	5- 1				
5- 4	0- 0	0- 2	AWAY	2- 1	1- 1	2- 0				
0- 0	0- 0	0- 0	NEUTRAL	0- 0	0- 0	0- 0				
8- 4	0- 1	0- 2	NON-CONFERENCE	3- 0	1- 1	4- 0				
4- 3	0- 1	0- 1	HOME	1- 0	0- 1	3- 0				
4- 1	0- 0	0- 1	AWAY	2- 0	1- 0	1- 0				
0- 0	0- 0	0- 0	NEUTRAL	0- 0	0- 0	0- 0				
5- 4	0- 0	0- 1	CONFERENCE	0- 1	2- 1	3- 1				
4- 1	0- 0	0- 0	HOME	0- 0	2- 0	2- 1				
1- 3	0- 0	0- 1	AWAY	0- 1	0- 1	1- 0				
0- 0	0- 0	0- 0	NEUTRAL	0- 0	0- 0	0- 0				

RPI 1-25				RPI 26-50				RPI 51-100				Team's RPI: 92	RPI 101+			
RPI	S	Opponent	Score	RPI	S	Opponent	Score	RPI	S	Opponent	Score		RPI	S	Opponent	Score
21	H	Princeton	50 67	29	A	Creighton	45 64	57	A	Illinois	69 68		103	A	Butler	65 57
				31	A	Iowa	64 74	68	A	Wichita St.	54 66		117	A	Missouri St.	76 91
				39	H	Michigan	45 56	82	A	Western Ky.	83 68		128	H	Memphis	74 76
								90	H	Northwestern	64 46		129	H	UNI	72 41
													138	H	Indiana St.	66 65
													173	H	Evansville	57 71
													190	H	Bradley	81 65
													232	H	Ball St.	71 56
													250	H	Milwaukee	75 54
													281	A	Drake	71 66
													285	A	Ill.-Chicago	86 74
													292	H	Morehead St.	62 45
													301	H	Southern Ill.	89 41
LAST 12 Division I GAMES:																
				117	A	Missouri St.	76 91	29	A	Creighton	45 64					
				68	A	Wichita St.	54 66	190	H	Bradley	81 65					
				138	H	Indiana St.	66 65	129	H	UNI	72 41					
				301	H	Southern Ill.	89 41	103	A	Butler	65 57					
				173	H	Evansville	57 71	57	A	Illinois	69 68					
				281	A	Drake	71 66	21	H	Princeton	50 67					

Non-Div I Games:

Illinois St.

Indiana

Through Games Of Sunday, February 3, 2013

Average RPI Win:	205	WON-LOST	WINNING	LAST 10	STRENGTH OF	OPP. STRENGTH	TEAM	ADJ.	CONF.	ADJ CONF.
Average RPI Loss:	93	RECORD	PCT. RANK	GAMES	SCHEDULE	OF SCHEDULE	RPI	RPI	RPI	RPI
DIV. I ONLY	10- 12	188	2- 8	117	74	184	184	2	2	
DIV. I NON-CONF.	9- 4	75	3- 0	279	213	172	172	2	2	
TOTALS	RPI 1-25	RPI 26-50	W-L RECORDS	RPI 51-100	RPI 101-150	RPI 150+				
10- 12	0- 1	0- 4	OVERALL	1- 3	2- 1	7- 3				
8- 6	0- 0	0- 3	HOME	1- 1	2- 0	5- 2				
2- 6	0- 1	0- 1	AWAY	0- 2	0- 1	2- 1				
0- 0	0- 0	0- 0	NEUTRAL	0- 0	0- 0	0- 0				
9- 4	0- 0	0- 0	NON-CONFERENCE	0- 0	2- 1	7- 3				
7- 2	0- 0	0- 0	HOME	0- 0	2- 0	5- 2				
2- 2	0- 0	0- 0	AWAY	0- 0	0- 1	2- 1				
0- 0	0- 0	0- 0	NEUTRAL	0- 0	0- 0	0- 0				
1- 8	0- 1	0- 4	CONFERENCE	1- 3	0- 0	0- 0				
1- 4	0- 0	0- 3	HOME	1- 1	0- 0	0- 0				
0- 4	0- 1	0- 1	AWAY	0- 2	0- 0	0- 0				
0- 0	0- 0	0- 0	NEUTRAL	0- 0	0- 0	0- 0				

RPI 1-25				RPI 26-50				RPI 51-100				RPI 101+ Team's RPI: 184			
RPI	S	Opponent	Score	RPI	S	Opponent	Score	RPI	S	Opponent	Score	RPI	S	Opponent	Score
9	A	Purdue	42 59	26	H	Nebraska	38 67	77	A	Ohio St.	45 68	103	A	Butler	56 59
				35	H	Michigan St.	46 56	77	H	Ohio St.	56 70	138	H	Indiana St.	60 46
				39	A	Michigan	48 65	90	A	Northwestern	39 53	142	H	IUPUI	60 49
				39	H	Michigan	43 61	90	H	Northwestern	68 64	152	H	Clemson	52 49
												186	H	Belmont	54 58
												192	A	Murray St.	63 62
												205	H	SIU Edwardsville	72 56
												215	H	Cleveland St.	58 69
												216	A	Valparaiso	52 64
												231	H	Xavier	66 55
												280	H	IPFW	64 47
												285	H	Ill.-Chicago	81 59
												336	A	A&M-Corpus Christi	58 47
LAST 12 Division I GAMES:															
77	H	Ohio St.	56 70	26	H	Nebraska	38 67	90	H	Northwestern	68 64				
9	A	Purdue	42 59	39	A	Michigan	48 65	285	H	Ill.-Chicago	81 59				
90	A	Northwestern	39 53	39	H	Michigan	43 61	231	H	Xavier	66 55				
39	H	Michigan	46 56	77	A	Ohio St.	45 68	205	H	SIU Edwardsville	72 56				
35	H	Michigan St.													
77	A	Ohio St.													

Non-Div I Games:

Indiana

 Loss,
 Non-Conf, S Site,
 Home
 Away
N Neutral

Average RPI Win:	224	WON-LOST	WINNING	LAST 10	STRENGTH OF	OPP. STRENGTH	TEAM	ADJ.	CONF.	ADJ CONF.
Average RPI Loss:	115	RECORD	PCT. RANK	GAMES	SCHEDULE	OF SCHEDULE	RPI	RPI	RPI	RPI
DIV. I ONLY	12- 8	111	4- 6	233	140	138	138	10	10	
DIV. I NON-CONF.	8- 3	61	2- 1	281	225	111	111	9	9	
TOTALS	RPI 1-25	RPI 26-50	W-L RECORDS	RPI 51-100	RPI 101-150	RPI 150+				
12- 8	0- 0	0- 1	OVERALL	0- 2	3- 3	9- 2				
8- 2	0- 0	0- 0	HOME	0- 0	1- 1	7- 1				
4- 6	0- 0	0- 1	AWAY	0- 2	2- 2	2- 1				
0- 0	0- 0	0- 0	NEUTRAL	0- 0	0- 0	0- 0				
8- 3	0- 0	0- 0	NON-CONFERENCE	0- 0	2- 2	6- 1				
6- 0	0- 0	0- 0	HOME	0- 0	1- 0	5- 0				
2- 3	0- 0	0- 0	AWAY	0- 0	1- 2	1- 1				
0- 0	0- 0	0- 0	NEUTRAL	0- 0	0- 0	0- 0				
4- 5	0- 0	0- 1	CONFERENCE	0- 2	1- 1	3- 1				
2- 2	0- 0	0- 0	HOME	0- 0	0- 1	2- 1				
2- 3	0- 0	0- 1	AWAY	0- 2	1- 0	1- 0				
0- 0	0- 0	0- 0	NEUTRAL	0- 0	0- 0	0- 0				

RPI S	Opponent	Score	RPI S	Opponent	Score	RPI S	Opponent	Score	RPI S	Opponent	Score	Team's RPI: 138
			29 A	Creighton	50 69	68 A	Wichita St.	46 53	103 A	Butler	45 56	
						92 A	Illinois St.	65 66	117 A	Missouri St.	71 67	
									129 H	UNI	52 54	
									133 H	Eastern Ill.	69 39	
									142 A	IUPUI	67 71	
									149 A	UT Martin	73 71	
									168 A	Saint Louis	48 46	
									173 H	Evansville	54 55	
									184 A	Indiana	46 60	
									186 H	Belmont	48 34	
									190 H	Bradley	55 54	
									249 H	Marshall	55 49	
									281 A	Drake	67 49	
									285 H	Ill.-Chicago	64 33	
									288 H	Northern Ill.	58 52	
									301 H	Southern Ill.	72 57	
									339 H	Chicago St.	69 35	
LAST 12 Division I GAMES:												
			68 A	Wichita St.	46 53	281 A	Drake	67 49				
			117 A	Missouri St.	71 67	129 H	UNI	52 54				
			92 A	Illinois St.	65 66	190 H	Bradley	55 54				
			173 H	Evansville	54 55	103 A	Butler	45 56				
			301 H	Southern Ill.	72 57	339 H	Chicago St.	69 35				
			29 A	Creighton	50 69	149 A	UT Martin	73 71				

Non-Div I Games:

Indiana St.

Average RPI Win:	252	WON-LOST	WINNING	LAST 10	STRENGTH OF	OPP. STRENGTH	TEAM	ADJ.	CONF.	ADJ CONF.
Average RPI Loss:	159	RECORD	PCT. RANK	GAMES	SCHEDULE	OF SCHEDULE	RPI	RPI	RPI	RPI
DIV. I ONLY	11- 10	152	6- 4	272	228	177	177	26	26	
DIV. I NON-CONF.	5- 6	187	1- 1	271	187	196	196	22	22	
TOTALS	RPI 1-25	RPI 26-50	W-L RECORDS	RPI 51-100	RPI 101-150	RPI 150+				
11- 10	0- 1	0- 1	OVERALL	0- 1	1- 0	10- 7				
5- 2	0- 0	0- 0	HOME	0- 0	1- 0	4- 2				
6- 8	0- 1	0- 1	AWAY	0- 1	0- 0	6- 5				
0- 0	0- 0	0- 0	NEUTRAL	0- 0	0- 0	0- 0				
5- 6	0- 1	0- 0	NON-CONFERENCE	0- 1	1- 0	4- 4				
2- 1	0- 0	0- 0	HOME	0- 0	1- 0	1- 1				
3- 5	0- 1	0- 0	AWAY	0- 1	0- 0	3- 3				
0- 0	0- 0	0- 0	NEUTRAL	0- 0	0- 0	0- 0				
6- 4	0- 0	0- 1	CONFERENCE	0- 0	0- 0	6- 3				
3- 1	0- 0	0- 0	HOME	0- 0	0- 0	3- 1				
3- 3	0- 0	0- 1	AWAY	0- 0	0- 0	3- 2				
0- 0	0- 0	0- 0	NEUTRAL	0- 0	0- 0	0- 0				

RPI 1-25				RPI 26-50				RPI 51-100				RPI 101+ Team's RPI: 177			
RPI	S	Opponent	Score	RPI	S	Opponent	Score	RPI	S	Opponent	Score	RPI	S	Opponent	Score
11	A	Duke	31 100	49	A	Marist	55 69	57	A	St. John's (NY)	55 71	137	H	Navy	74 64
												154	A	N.C. A&T	57 66
												159	A	Fairfield	62 47
												159	H	Fairfield	54 60
												165	A	Long Beach St.	60 58
												183	A	Providence	58 70
												204	A	Stony Brook	64 70
												214	A	Loyola Maryland	43 64
												240	A	Niagara	76 65
												240	H	Niagara	60 58
												245	A	Canisius	68 54
												266	A	Siena	54 70
												273	H	Colgate	73 47
												296	H	Bryant	71 77
												318	H	Manhattan	76 46
												319	A	Wagner	74 64
												333	H	Saint Peter's	93 62
												343	A	Columbia	67 63
LAST 12 Division I GAMES:															
159	A	Fairfield	62 47	49	A	Marist	55 69								
266	A	Siena	54 70	318	H	Manhattan	76 46								
214	A	Loyola Maryland	43 64	245	A	Canisius	68 54								
240	H	Niagara	60 58	240	A	Niagara	76 65								
333	H	Saint Peter's	93 62	204	A	Stony Brook	64 70								
159	H	Fairfield	54 60	273	H	Colgate	73 47								

Non-Div I Games:

Iona

■ Loss,
■ Non-Conf,
■ S Site,
■ H Home
■ A Away
N Neutral

Average RPI Win:	111	WON-LOST	WINNING	LAST 10	STRENGTH OF	OPP. STRENGTH	TEAM	ADJ.	CONF.	ADJ CONF.
Average RPI Loss:	54	RECORD	PCT. RANK	GAMES	SCHEDULE	OF SCHEDULE	RPI	RPI	RPI	RPI
DIV. I ONLY	16- 7	71	6- 4	18	18	31	31	2	2	
DIV. I NON-CONF.	11- 3	41	3- 0	42	26	22	22	2	2	
TOTALS	RPI 1-25	RPI 26-50	W-L RECORDS	RPI 51-100	RPI 101-150	RPI 150+				
16- 7	2- 2	3- 2	OVERALL	5- 2	3- 1	3- 0				
10- 3	2- 1	1- 1	HOME	3- 1	2- 0	2- 0				
4- 4	0- 0	1- 0	AWAY	2- 0	0- 1	1- 0				
2- 0	0- 0	1- 0	NEUTRAL	0- 0	1- 0	0- 0				
11- 3	1- 2	2- 0	NON-CONFERENCE	2- 0	3- 1	3- 0				
7- 1	1- 1	1- 0	HOME	1- 0	2- 0	2- 0				
2- 2	0- 1	0- 0	AWAY	1- 0	0- 1	1- 0				
2- 0	0- 0	1- 0	NEUTRAL	0- 0	1- 0	0- 0				
5- 4	1- 0	1- 2	CONFERENCE	3- 2	0- 0	0- 0				
3- 2	1- 0	0- 1	HOME	2- 1	0- 0	0- 0				
2- 2	0- 0	1- 1	AWAY	1- 1	0- 0	0- 0				
0- 0	0- 0	0- 0	NEUTRAL	0- 0	0- 0	0- 0				

RPI 1-25				RPI 26-50				Team's RPI: 31	RPI 51-100				RPI 101+			
RPI	S	Opponent	Score	RPI	S	Opponent	Score		RPI	S	Opponent	Score	RPI	S	Opponent	Score
9	H	Purdue	62 46	35	A	Michigan St.	54 65		57	A	Illinois	62 74	113	N	Texas	86 63
17	H	North Carolina	64 77	39	A	Michigan	63 57		77	H	Ohio St.	77 71	117	H	Missouri St.	97 43
18	A	Florida St.	69 83	39	H	Michigan	64 68		83	A	San Diego	83 73	125	A	FIU	65 66
25	H	Iowa St.	50 42	41	H	Middle Tenn.	69 63		89	A	Wisconsin	65 56	129	H	UNI	68 46
				43	N	West Virginia	79 70		89	H	Wisconsin	71 60	256	H	Robert Morris	58 44
									90	H	Northwestern	65 67	281	A	Drake	82 65
									92	H	Illinois St.	74 64	288	H	Northern Ill.	63 40
LAST 12 Division I GAMES:																
90	H	Northwestern	65 67	89	A	Wisconsin	65 56									
57	A	Illinois	62 74	39	H	Michigan	64 68									
39	A	Michigan	63 57	77	H	Ohio St.	77 71									
89	H	Wisconsin	71 60	83	A	San Diego	83 73									
9	H	Purdue	62 46	113	N	Texas	86 63									
35	A	Michigan St.	54 65	117	H	Missouri St.	97 43									

Non-Div I Games:

Iowa

■ Loss,
■ Non-Conf, S Site,
■ Home
■ Away
N Neutral

Average RPI Win:	160	WON-LOST	WINNING	LAST 10	STRENGTH OF	OPP. STRENGTH	TEAM	ADJ.	CONF.	ADJ CONF.
Average RPI Loss:	21	RECORD	PCT. RANK	GAMES	SCHEDULE	OF SCHEDULE	RPI	RPI	RPI	RPI
DIV. I ONLY	15- 5	47	6- 4	48	28	25	25	1	1	
DIV. I NON-CONF.	9- 1	20	2- 0	259	184	61	61	1	1	
TOTALS	RPI 1-25	RPI 26-50	W-L RECORDS	RPI 51-100	RPI 101-150	RPI 150+				
15- 5	0- 2	4- 3	OVERALL	1- 0	2- 0	8- 0				
10- 1	0- 1	2- 0	HOME	0- 0	1- 0	7- 0				
3- 4	0- 1	2- 3	AWAY	0- 0	1- 0	0- 0				
2- 0	0- 0	0- 0	NEUTRAL	1- 0	0- 0	1- 0				
9- 1	0- 0	0- 1	NON-CONFERENCE	1- 0	1- 0	7- 0				
6- 0	0- 0	0- 0	HOME	0- 0	0- 0	6- 0				
1- 1	0- 0	0- 1	AWAY	0- 0	1- 0	0- 0				
2- 0	0- 0	0- 0	NEUTRAL	1- 0	0- 0	1- 0				
6- 4	0- 2	4- 2	CONFERENCE	0- 0	1- 0	1- 0				
4- 1	0- 1	2- 0	HOME	0- 0	1- 0	1- 0				
2- 3	0- 1	2- 2	AWAY	0- 0	0- 0	0- 0				
0- 0	0- 0	0- 0	NEUTRAL	0- 0	0- 0	0- 0				

RPI	S	Opponent	Score	RPI	S	Opponent	Score	RPI	S	Opponent	Score	RPI	S	Opponent	Score
1	A	Baylor	39 67	27	H	Oklahoma	82 61	57	N	Illinois	68 50	113	H	Texas	73 65
1	H	Baylor	51 66	31	A	Iowa	42 50					129	A	UNI	67 59
				33	A	Kansas	75 78					159	H	Fairfield	60 43
				40	A	Oklahoma St.	42 71					167	H	TCU	68 52
				43	A	West Virginia	53 49					213	N	Loyola Marymount	55 33
				44	A	Texas Tech	58 54					223	H	North Dakota	73 34
				44	H	Texas Tech	67 52					251	H	Western Ill.	84 65
												281	H	Drake	87 45
												323	H	Air Force	83 35
												325	H	Alabama St.	86 47
LAST 12 Division I GAMES:															
44	H	Texas Tech	67 52	167	H	TCU	68 52								
33	A	Kansas	75 78	1	A	Baylor	39 67								
43	A	West Virginia	53 49	44	A	Texas Tech	58 54								
1	H	Baylor	51 66	113	H	Texas	73 65								
40	A	Oklahoma St.	42 71	325	H	Alabama St.	86 47								
27	H	Oklahoma	82 61	323	H	Air Force	83 35								

Non-Div I Games:

Iowa St.

Average RPI Win:	316	WON-LOST	WINNING	LAST 10	STRENGTH OF	OPP. STRENGTH	TEAM	ADJ.	CONF.	ADJ CONF.
Average RPI Loss:	216	RECORD	PCT. RANK	GAMES	SCHEDULE	OF SCHEDULE	RPI	RPI	RPI	RPI
DIV. I ONLY	8- 11	214	5- 5	345	337	316	316	31	31	
DIV. I NON-CONF.	3- 6	242	1- 1	331	316	303	303	31	31	
TOTALS	RPI 1-25	RPI 26-50	W-L RECORDS	RPI 51-100	RPI 101-150	RPI 150+				
8- 11	0- 0	0- 0	OVERALL	0- 1	0- 2	8- 8				
3- 2	0- 0	0- 0	HOME	0- 0	0- 0	3- 2				
4- 8	0- 0	0- 0	AWAY	0- 1	0- 1	4- 6				
1- 1	0- 0	0- 0	NEUTRAL	0- 0	0- 1	1- 0				
3- 6	0- 0	0- 0	NON-CONFERENCE	0- 1	0- 2	3- 3				
0- 1	0- 0	0- 0	HOME	0- 0	0- 0	0- 1				
2- 4	0- 0	0- 0	AWAY	0- 1	0- 1	2- 2				
1- 1	0- 0	0- 0	NEUTRAL	0- 0	0- 1	1- 0				
5- 5	0- 0	0- 0	CONFERENCE	0- 0	0- 0	5- 5				
3- 1	0- 0	0- 0	HOME	0- 0	0- 0	3- 1				
2- 4	0- 0	0- 0	AWAY	0- 0	0- 0	2- 4				
0- 0	0- 0	0- 0	NEUTRAL	0- 0	0- 0	0- 0				

RPI 1-25			RPI 26-50			RPI 51-100			RPI 101+ Team's RPI: 316		
RPI	S	Opponent	Score	RPI	S	Opponent	Score	RPI	S	Opponent	Score
						76 A Arkansas	58 97	113 A Texas		53 80	
								137 N Navy		48 72	
								175 A Eastern Ky.		56 64	
								187 A Texas Southern		66 73	
								244 A Prairie View		53 59	
								249 N Marshall		67 63	
								259 H Southern U.		59 72	
								265 H Mississippi Val.		73 68	
								267 A La.-Lafayette		57 68	
								291 H Southeastern La.		54 66	
								306 A Alabama A&M		48 66	
								321 A Grambling		61 54	
								325 A Alabama St.		62 76	
								330 H Ark.-Pine Bluff		70 59	
								337 A Alcorn		40 34	
								337 H Alcorn		59 56	
								344 A Houston Baptist		65 57	
								345 A New Orleans		82 51	
LAST 12 Division I GAMES:											
337 A Alcorn			40 34	259 H Southern U.			59 72				
330 H Ark.-Pine Bluff			70 59	337 H Alcorn			59 56				
265 H Mississippi Val.			73 68	306 A Alabama A&M			48 66				
321 A Grambling			61 54	325 A Alabama St.			62 76				
244 A Prairie View			53 59	345 A New Orleans			82 51				
187 A Texas Southern			66 73	267 A La.-Lafayette			57 68				

Non-Div I Games:

Jackson St.

Jacksonville

Through Games Of Sunday, February 3, 2013

Average RPI Win:	307	WON-LOST	WINNING	LAST 10	STRENGTH OF	OPP. STRENGTH	TEAM	ADJ.	CONF.	ADJ CONF.
Average RPI Loss:	170	RECORD	PCT. RANK	GAMES	SCHEDULE	OF SCHEDULE	RPI	RPI	RPI	RPI
DIV. I ONLY	7- 14	269	3- 7	320	280	309	309	28	28	
DIV. I NON-CONF.	5- 7	211	1- 2	328	266	309	309	28	28	
TOTALS	RPI 1-25	RPI 26-50	W-L RECORDS	RPI 51-100	RPI 101-150	RPI 150+				
7- 14	0- 0	0- 0	OVERALL	0- 4	0- 3	7- 7				
6- 5	0- 0	0- 0	HOME	0- 2	0- 1	6- 2				
1- 9	0- 0	0- 0	AWAY	0- 2	0- 2	1- 5				
0- 0	0- 0	0- 0	NEUTRAL	0- 0	0- 0	0- 0				
5- 7	0- 0	0- 0	NON-CONFERENCE	0- 2	0- 1	5- 4				
4- 3	0- 0	0- 0	HOME	0- 1	0- 0	4- 2				
1- 4	0- 0	0- 0	AWAY	0- 1	0- 1	1- 2				
0- 0	0- 0	0- 0	NEUTRAL	0- 0	0- 0	0- 0				
2- 7	0- 0	0- 0	CONFERENCE	0- 2	0- 2	2- 3				
2- 2	0- 0	0- 0	HOME	0- 1	0- 1	2- 0				
0- 5	0- 0	0- 0	AWAY	0- 1	0- 1	0- 3				
0- 0	0- 0	0- 0	NEUTRAL	0- 0	0- 0	0- 0				

RPI S	Opponent	Score	RPI S	Opponent	Score	RPI S	Opponent	Score	RPI S	Opponent	Score	Team's RPI: 309
						62	H South Fla.	52 92	106	A Stetson	56 73	
						66	A FGCU	57 74	139	H Mercer	68 72	
						66	H FGCU	49 80	143	A South Carolina St.	45 68	
						88	A Auburn	49 85	152	A Clemson	58 87	
									206	A Fla. Atlantic	79 96	
									237	A East Tenn. St.	57 74	
									239	H Northern Ky.	65 60	
									247	A North Florida	63 66	
									278	A USC Upstate	53 72	
									279	H Florida A&M	69 72	
									286	H Vermont	78 67	
									304	H Savannah St.	72 60	
									312	H Troy	83 88	
									314	H Bethune-Cookman	68 54	
									328	H Kennesaw St.	64 52	
									335	H Lipscomb	58 45	
									341	A Jacksonville St.	72 69	
LAST 12 Division I GAMES:												
			66	H FGCU	49 80	106	A Stetson	56 73				
			237	A East Tenn. St.	57 74	66	A FGCU	57 74				
			278	A USC Upstate	53 72	335	H Lipscomb	58 45				
			247	A North Florida	63 66	239	H Northern Ky.	65 60				
			328	H Kennesaw St.	64 52	88	A Auburn	49 85				
			139	H Mercer	68 72	312	H Troy	83 88				

Non-Div I Games:

Jacksonville

Loss, Non-Conf, S Site, H Home A Away N Neutral

Average RPI Win:	0	WON-LOST	WINNING	LAST 10	STRENGTH OF	OPP. STRENGTH	TEAM	ADJ.	CONF.	ADJ CONF.
Average RPI Loss:	211	RECORD	PCT. RANK	GAMES	SCHEDULE	OF SCHEDULE	RPI	RPI	RPI	RPI
DIV. I ONLY	0- 22	341	0- 10	259	323	341	341	27	27	
DIV. I NON-CONF.	0- 11	336	0- 1	247	334	342	342	27	27	
TOTALS	RPI 1-25	RPI 26-50	W-L RECORDS	RPI 51-100	RPI 101-150	RPI 150+				
0- 22	0- 0	0- 1	OVERALL	0- 0	0- 4	0- 17				
0- 10	0- 0	0- 0	HOME	0- 0	0- 0	0- 10				
0- 11	0- 0	0- 1	AWAY	0- 0	0- 4	0- 6				
0- 1	0- 0	0- 0	NEUTRAL	0- 0	0- 0	0- 1				
0- 11	0- 0	0- 1	NON-CONFERENCE	0- 0	0- 2	0- 8				
0- 3	0- 0	0- 0	HOME	0- 0	0- 0	0- 3				
0- 7	0- 0	0- 1	AWAY	0- 0	0- 2	0- 4				
0- 1	0- 0	0- 0	NEUTRAL	0- 0	0- 0	0- 1				
0- 11	0- 0	0- 0	CONFERENCE	0- 0	0- 2	0- 9				
0- 7	0- 0	0- 0	HOME	0- 0	0- 0	0- 7				
0- 4	0- 0	0- 0	AWAY	0- 0	0- 2	0- 2				
0- 0	0- 0	0- 0	NEUTRAL	0- 0	0- 0	0- 0				

RPI 1-25			RPI 26-50			RPI 51-100			RPI 101+			Team's RPI: 341
RPI	S	Opponent	Score	RPI	S	Opponent	Score	RPI	S	Opponent	Score	
				47	A	Chattanooga	59 72					
	</											

Non-Div I Games: Reinhardt

60 65

Jacksonville St.

■ Loss,
 ■ Non-Conf, S Site,
 ■ Home
 ■ Away
 N Neutral

Average RPI Win:	211	WON-LOST	WINNING	LAST 10	STRENGTH OF	OPP. STRENGTH	TEAM	ADJ.	CONF.	ADJ CONF.
Average RPI Loss:	68	RECORD	PCT. RANK	GAMES	SCHEDULE	OF SCHEDULE	RPI	RPI	RPI	RPI
DIV. I ONLY	14- 7	79	9- 1	110	137	91	91	14	14	
DIV. I NON-CONF.	6- 6	159	3- 0	22	120	101	101	15	15	
TOTALS	RPI 1-25	RPI 26-50	W-L RECORDS	RPI 51-100	RPI 101-150	RPI 150+				
14- 7	1- 0	0- 1	OVERALL	1- 5	3- 1	9- 0				
7- 4	0- 0	0- 0	HOME	0- 3	3- 1	4- 0				
5- 2	0- 0	0- 1	AWAY	0- 1	0- 0	5- 0				
2- 1	1- 0	0- 0	NEUTRAL	1- 1	0- 0	0- 0				
6- 6	1- 0	0- 1	NON-CONFERENCE	1- 4	1- 1	3- 0				
4- 3	0- 0	0- 0	HOME	0- 2	1- 1	3- 0				
0- 2	0- 0	0- 1	AWAY	0- 1	0- 0	0- 0				
2- 1	1- 0	0- 0	NEUTRAL	1- 1	0- 0	0- 0				
8- 1	0- 0	0- 0	CONFERENCE	0- 1	2- 0	6- 0				
3- 1	0- 0	0- 0	HOME	0- 1	2- 0	1- 0				
5- 0	0- 0	0- 0	AWAY	0- 0	0- 0	5- 0				
0- 0	0- 0	0- 0	NEUTRAL	0- 0	0- 0	0- 0				

RPI 1-25				RPI 26-50				RPI 51-100 Team's RPI: 91				RPI 101+			
RPI	S	Opponent	Score	RPI	S	Opponent	Score	RPI	S	Opponent	Score	RPI	S	Opponent	Score
19	N	Green Bay	89 86	32	A	Duquesne	57 62	55	A	Virginia	57 78	102	H	Richmond	66 70
								63	N	Minnesota	62 80	105	H	American	65 49
								64	H	Quinnipiac	60 65	123	H	Northeastern	68 65
								68	N	Wichita St.	63 58	132	H	Hofstra	85 62
								79	H	Drexel	46 48	192	H	Murray St.	71 51
								80	H	Liberty	48 60	219	A	Georgia St.	65 49
												268	A	George Mason	71 55
												295	A	William & Mary	68 63
												295	H	William & Mary	82 52
												299	A	Towson	75 61
												300	A	UNC Wilmington	60 39
												311	H	Ga. Southern	93 44
												334	H	Maine	88 34
LAST 12 Division I GAMES:															
295	A	William & Mary	68 63	123	H	Northeastern	68 65								
299	A	Towson	75 61	79	H	Drexel	46 48								
132	H	Hofstra	85 62	300	A	UNC Wilmington	60 39								
268	A	George Mason	71 55	311	H	Ga. Southern	93 44								
219	A	Georgia St.	65 49	334	H	Maine	88 34								
295	H	William & Mary	82 52	105	H	American	65 49								

Non-Div I Games:

James Madison

Kansas

Through Games Of Sunday, February 3, 2013

Average RPI Win:	141	WON-LOST	WINNING	LAST 10	STRENGTH OF	OPP. STRENGTH	TEAM	ADJ.	CONF.	ADJ CONF.
Average RPI Loss:	34	RECORD	PCT. RANK	GAMES	SCHEDULE	OF SCHEDULE	RPI	RPI	RPI	RPI
DIV. I ONLY	13- 6	72	5- 5	19	24	33	33	1	1	
DIV. I NON-CONF.	8- 2	40	1- 1	113	111	39	39	1	1	
TOTALS	RPI 1-25	RPI 26-50	W-L RECORDS	RPI 51-100	RPI 101-150	RPI 150+				
13- 6	1- 2	2- 3	OVERALL	3- 1	1- 0	6- 0				
10- 2	1- 1	0- 1	HOME	2- 0	1- 0	6- 0				
3- 4	0- 1	2- 2	AWAY	1- 1	0- 0	0- 0				
0- 0	0- 0	0- 0	NEUTRAL	0- 0	0- 0	0- 0				
8- 2	0- 1	1- 0	NON-CONFERENCE	1- 1	0- 0	6- 0				
7- 0	0- 0	0- 0	HOME	1- 0	0- 0	6- 0				
1- 2	0- 1	1- 0	AWAY	0- 1	0- 0	0- 0				
0- 0	0- 0	0- 0	NEUTRAL	0- 0	0- 0	0- 0				
5- 4	1- 1	1- 3	CONFERENCE	2- 0	1- 0	0- 0				
3- 2	1- 1	0- 1	HOME	1- 0	1- 0	0- 0				
2- 2	0- 0	1- 2	AWAY	1- 0	0- 0	0- 0				
0- 0	0- 0	0- 0	NEUTRAL	0- 0	0- 0	0- 0				

RPI S	Opponent	Score	RPI S	Opponent	Score	Team's RPI: 33	RPI S	Opponent	Score	RPI S	Opponent	Score
1	H Baylor	60 82	29	A Creighton	58 48		59	A Kansas St.	89 80	113	H Texas	76 38
5	A California	79 88	40	A Oklahoma St.	59 76		59	H Kansas St.	72 63	153	H Wake Forest	64 58
25	H Iowa St.	78 75	40	H Oklahoma St.	52 65		63	H Minnesota	65 53	156	H Idaho St.	52 36
			43	A West Virginia	60 59		76	A Arkansas	56 64	244	H Prairie View	72 60
			44	A Texas Tech	63 70					262	H Southeast Mo. St.	68 58
										306	H Alabama A&M	76 59
										321	H Grambling	101 47
LAST 12 Division I GAMES:												
59	A Kansas St.	89 80	40	A Oklahoma St.	59 76							
25	H Iowa St.	78 75	43	A West Virginia	60 59							
40	H Oklahoma St.	52 65	59	H Kansas St.	72 63							
113	H Texas	76 38	5	A California	79 88							
44	A Texas Tech	63 70	244	H Prairie View	72 60							
1	H Baylor	60 82	76	A Arkansas	56 64							

Non-Div I Games: Newman 97 64

Kansas

Loss, Non-Conf, S Site, H Home A Away N Neutral

Average RPI Win:	177	WON-LOST	WINNING	LAST 10	STRENGTH OF	OPP. STRENGTH	TEAM	ADJ.	CONF.	ADJ CONF.
Average RPI Loss:	39	RECORD	PCT. RANK	GAMES	SCHEDULE	OF SCHEDULE	RPI	RPI	RPI	RPI
DIV. I ONLY	12- 9	126	4- 6	31	40	59	59	1	1	
DIV. I NON-CONF.	9- 3	55	2- 1	39	164	38	38	1	1	
TOTALS	RPI 1-25	RPI 26-50	W-L RECORDS	RPI 51-100	RPI 101-150	RPI 150+				
12- 9	0- 3	1- 4	OVERALL	2- 1	0- 1	9- 0				
6- 4	0- 1	1- 2	HOME	0- 1	0- 0	5- 0				
6- 3	0- 0	0- 2	AWAY	2- 0	0- 1	4- 0				
0- 2	0- 2	0- 0	NEUTRAL	0- 0	0- 0	0- 0				
9- 3	0- 2	0- 0	NON-CONFERENCE	2- 1	0- 0	7- 0				
4- 1	0- 0	0- 0	HOME	0- 1	0- 0	4- 0				
5- 0	0- 0	0- 0	AWAY	2- 0	0- 0	3- 0				
0- 2	0- 2	0- 0	NEUTRAL	0- 0	0- 0	0- 0				
3- 6	0- 1	1- 4	CONFERENCE	0- 0	0- 1	2- 0				
2- 3	0- 1	1- 2	HOME	0- 0	0- 0	1- 0				
1- 3	0- 0	0- 2	AWAY	0- 0	0- 1	1- 0				
0- 0	0- 0	0- 0	NEUTRAL	0- 0	0- 0	0- 0				

RPI 1-25				RPI 26-50				RPI 51-100				Team's RPI: 59	RPI 101+			
RPI	S	Opponent	Score	RPI	S	Opponent	Score	RPI	S	Opponent	Score		RPI	S	Opponent	Score
1	H	Baylor	69 90	33	A	Kansas	63 72	68	A	Wichita St.	48 43		113	A	Texas	40 59
4	N	Notre Dame	57 87	33	H	Kansas	80 89	71	H	UTEP	50 52		156	H	Idaho St.	62 54
13	N	Texas A&M	60 83	40	H	Oklahoma St.	76 70	73	A	Charlotte	67 63		157	A	UC Santa Barbara	60 45
				43	H	West Virginia	52 66						167	A	TCU	57 54
				44	A	Texas Tech	50 59						167	H	TCU	59 58
													221	H	South Dakota	68 54
													224	A	Tennessee St.	62 47
													261	A	UNLV	80 54
													265	H	Mississippi Val.	64 57
													330	H	Ark.-Pine Bluff	89 55
LAST 12 Division I GAMES:																
33	H	Kansas	80 89	44	A	Texas Tech	50 59	167	H	TCU	59 58		33	A	Kansas	63 72
113	A	Texas	40 59	157	A	UC Santa Barbara	60 45	261	A	UNLV	80 54		4	N	Notre Dame	57 87
40	H	Oklahoma St.	76 70													
167	A	TCU	57 54													
1	H	Baylor	69 90													
43	H	West Virginia	52 66													

Non-Div I Games:

Kansas St.

■ Loss,
 ■ Non-Conf,
 ■ S Site,
 ■ H Home
 ■ A Away
 N Neutral

Average RPI Win:	328	WON-LOST	WINNING	LAST 10	STRENGTH OF	OPP. STRENGTH	TEAM	ADJ.	CONF.	ADJ CONF.
Average RPI Loss:	200	RECORD	PCT. RANK	GAMES	SCHEDULE	OF SCHEDULE	RPI	RPI	RPI	RPI
DIV. I ONLY	5- 17	311	1- 9	332	311	328	328	28	28	
DIV. I NON-CONF.	4- 9	261	1- 2	342	306	325	325	28	28	
TOTALS	RPI 1-25	RPI 26-50	W-L RECORDS	RPI 51-100	RPI 101-150	RPI 150+				
5- 17	0- 0	0- 1	OVERALL	0- 3	0- 3	5- 10				
2- 6	0- 0	0- 0	HOME	0- 1	0- 2	2- 3				
3- 10	0- 0	0- 1	AWAY	0- 1	0- 1	3- 7				
0- 1	0- 0	0- 0	NEUTRAL	0- 1	0- 0	0- 0				
4- 9	0- 0	0- 1	NON-CONFERENCE	0- 2	0- 0	4- 6				
2- 1	0- 0	0- 0	HOME	0- 0	0- 0	2- 1				
2- 7	0- 0	0- 1	AWAY	0- 1	0- 0	2- 5				
0- 1	0- 0	0- 0	NEUTRAL	0- 1	0- 0	0- 0				
1- 8	0- 0	0- 0	CONFERENCE	0- 1	0- 3	1- 4				
0- 5	0- 0	0- 0	HOME	0- 1	0- 2	0- 2				
1- 3	0- 0	0- 0	AWAY	0- 0	0- 1	1- 2				
0- 0	0- 0	0- 0	NEUTRAL	0- 0	0- 0	0- 0				

RPI S	Opponent	Score	RPI S	Opponent	Score	RPI S	Opponent	Score	RPI S	Opponent	Score	Team's RPI: 328
41	A Middle Tenn.	45 87	66	H FGCU	35 62	106	H Stetson	52 57				
			69	A Georgia Tech	51 80	139	A Mercer	36 57				
			96	N Davidson	54 63	139	H Mercer	46 71				
						219	A Georgia St.	42 63				
						237	H East Tenn. St.	59 61				
						239	A Northern Ky.	49 65				
						247	A North Florida	49 52				
						276	A Texas St.	61 75				
						278	H USC Upstate	52 61				
						292	A Morehead St.	49 50				
						309	A Jacksonville	52 64				
						311	H Ga. Southern	53 39				
						312	H Troy	72 65				
						320	A Wofford	49 66				
						322	H Gardner-Webb	59 68				
						335	A Lipscomb	55 39				
						340	A UNC Asheville	71 62				
						341	A Jacksonville St.	51 50				
LAST 12 Division I GAMES:												
139	A Mercer	36 57	247	A North Florida	49 52							
335	A Lipscomb	55 39	139	H Mercer	46 71							
239	A Northern Ky.	49 65	106	H Stetson	52 57							
278	H USC Upstate	52 61	66	H FGCU	35 62							
237	H East Tenn. St.	59 61	322	H Gardner-Webb	59 68							
309	A Jacksonville	52 64	311	H Ga. Southern	53 39							

Non-Div I Games:

Kennesaw St.

Average RPI Win:	240	WON-LOST	WINNING	LAST 10	STRENGTH OF	OPP. STRENGTH	TEAM	ADJ.	CONF.	ADJ CONF.
Average RPI Loss:	195	RECORD	PCT. RANK	GAMES	SCHEDULE	OF SCHEDULE	RPI	RPI	RPI	RPI
DIV. I ONLY	3- 18	327	2- 8	307	211	331	331	18	18	
DIV. I NON-CONF.	2- 11	313	1- 3	310	273	341	341	16	16	
TOTALS	RPI 1-25	RPI 26-50	W-L RECORDS	RPI 51-100	RPI 101-150	RPI 150+				
3- 18	0- 0	0- 0	OVERALL	0- 3	1- 3	2- 12				
2- 7	0- 0	0- 0	HOME	0- 1	1- 2	1- 4				
1- 9	0- 0	0- 0	AWAY	0- 0	0- 0	1- 0				
0- 2	0- 0	0- 0	NEUTRAL	0- 0	0- 0	0- 2				
2- 11	0- 0	0- 0	NON-CONFERENCE	0- 1	1- 1	1- 9				
2- 4	0- 0	0- 0	HOME	0- 1	1- 1	1- 2				
0- 5	0- 0	0- 0	AWAY	0- 0	0- 0	0- 5				
0- 2	0- 0	0- 0	NEUTRAL	0- 0	0- 0	0- 2				
1- 7	0- 0	0- 0	CONFERENCE	0- 2	0- 2	1- 3				
0- 3	0- 0	0- 0	HOME	0- 0	0- 1	0- 2				
1- 4	0- 0	0- 0	AWAY	0- 2	0- 1	1- 1				
0- 0	0- 0	0- 0	NEUTRAL	0- 0	0- 0	0- 0				

RPI S	Opponent	Score	RPI S	Opponent	Score	RPI S	Opponent	Score	RPI S	Opponent	Score	Team's RPI: 331
						54	A Central Mich.	44 91	107	H Temple	71 62	
						82	H Western Ky.	53 59	108	H Saint Francis (PA)	67 81	
						86	A Bowling Green	33 69	134	H Miami (OH)	48 76	
									140	A Akron	58 93	
									169	H Cincinnati	41 59	
									175	A Eastern Ky.	42 56	
									200	A St. Bonaventure	42 79	
									222	H Eastern Mich.	45 64	
									232	A Ball St.	44 59	
									240	A Niagara	55 82	
									253	H Buffalo	54 69	
									256	H Robert Morris	51 60	
									279	N Florida A&M	56 70	
									284	A Massachusetts	53 83	
									292	A Morehead St.	50 51	
									298	A Ohio	57 55	
									311	N Ga. Southern	47 71	
									314	H Bethune-Cookman	73 55	
LAST 12 Division I GAMES:												
298	A Ohio	57 55	140	A Akron	58 93							
54	A Central Mich.	44 91	86	A Bowling Green	33 69							
134	H Miami (OH)	48 76	314	H Bethune-Cookman	73 55							
222	H Eastern Mich.	45 64	256	H Robert Morris	51 60							
232	A Ball St.	44 59	292	A Morehead St.	50 51							
253	H Buffalo	54 69	200	A St. Bonaventure	42 79							

Non-Div I Games:

Kent St.

■ Loss,
 ■ Non-Conf,
 ■ S Site,
 ■ H Home
 ■ A Away
 N Neutral

Kentucky

Average RPI Win: 136

Average RPI Loss: 9

WON-LOST

WINNING

LAST 10

RECORD

PCT. RANK

GAMES

Through Games Of Sunday, February 3, 2013

STRENGTH OF

SCHEDULE

OPP. STRENGTH

OF SCHEDULE

TEAM

RPI

ADJ.

RPI

CONF.

RPI

ADJ CONF.

RPI

DIV. I ONLY

19- 3

12

8- 2

28

47

12

12

4

4

DIV. I NON-CONF.

12- 1

4

3- 0

87

92

15

15

6

6

TOTALS

RPI 1-25

RPI 26-50

W-L RECORDS

RPI 51-100

RPI 101-150

RPI 150+

19- 3

2- 3

3- 0

OVERALL

4- 0

3- 0

7- 0

14- 1

1- 1

3- 0

HOME

3- 0

2- 0

5- 0

5- 2

1- 2

0- 0

AWAY

1- 0

1- 0

2- 0

0- 0

0- 0

0- 0

NEUTRAL

0- 0

0- 0

0- 0

12- 1

1- 1

3- 0

NON-CONFERENCE

0- 0

2- 0

6- 0

9- 0

0- 0

3- 0

HOME

0- 0

2- 0

4- 0

3- 1

1- 1

0- 0

AWAY

0- 0

0- 0

2- 0

0- 0

0- 0

0- 0

NEUTRAL

0- 0

0- 0

0- 0

7- 2

1- 2

0- 0

CONFERENCE

4- 0

1- 0

1- 0

5- 1

1- 1

0- 0

HOME

3- 0

0- 0

1- 0

2- 1

0- 1

0- 0

AWAY

1- 0

1- 0

0- 0

0- 0

0- 0

0- 0

NEUTRAL

0- 0

0- 0

0- 0

RPI 1-25

Team's RPI: 12

RPI 26-50

RPI 51-100

RPI 101+

RPI	S	Opponent	Score
1	A	Baylor	51 85
10	A	South Carolina	50 55
13	H	Texas A&M	65 62
16	H	Georgia	71 75
23	A	Louisville	48 47

RPI	S	Opponent	Score
30	H	DePaul	96 64
41	H	Middle Tenn.	68 46
49	H	Marist	78 56

RPI	S	Opponent	Score
53	H	LSU	73 60
65	H	Florida	76 69
75	A	Missouri	69 43
88	H	Auburn	97 53

RPI	S	Opponent	Score
118	A	Alabama	87 70
134	H	Miami (OH)	92 53
135	H	High Point	80 46
157	A	UC Santa Barbara	66 38
210	H	Mississippi St.	100 47
220	A	Pepperdine	80 62
257	H	Delaware St.	90 50
278	H	USC Upstate	100 34
292	H	Morehead St.	73 37
337	H	Alcorn	90 23

LAST 12 Division I GAMES:

16	H	Georgia	71 75	13	H	Texas A&M	65 62
53	H	LSU	73 60	118	A	Alabama	87 70
10	A	South Carolina	50 55	65	H	Florida	76 69
88	H	Auburn	97 53	49	H	Marist	78 56
210	H	Mississippi St.	100 47	337	H	Alcorn	90 23
75	A	Missouri	69 43	157	A	UC Santa Barbara	66 38

K
e
n
t
u
c
k
yK
e
n
t
u
c
k
y

Non-Div I Games:

Kentucky

■ Loss,
 ■ Non-Conf, S Site,
 ■ Home
 ■ Away
 N Neutral

Average RPI Win:	294	WON-LOST	WINNING	LAST 10	STRENGTH OF	OPP. STRENGTH	TEAM	ADJ.	CONF.	ADJ CONF.
Average RPI Loss:	196	RECORD	PCT. RANK	GAMES	SCHEDULE	OF SCHEDULE	RPI	RPI	RPI	RPI
DIV. I ONLY	4- 16	314	1- 9	319	277	326	326	25	25	
DIV. I NON-CONF.	3- 8	274	0- 3	297	260	317	317	23	23	
TOTALS	RPI 1-25	RPI 26-50	W-L RECORDS	RPI 51-100	RPI 101-150	RPI 150+				
4- 16	0- 0	0- 1	OVERALL	0- 2	0- 2	4- 11				
2- 8	0- 0	0- 0	HOME	0- 0	0- 0	2- 8				
2- 6	0- 0	0- 1	AWAY	0- 2	0- 1	2- 2				
0- 2	0- 0	0- 0	NEUTRAL	0- 0	0- 1	0- 1				
3- 8	0- 0	0- 1	NON-CONFERENCE	0- 1	0- 1	3- 5				
2- 3	0- 0	0- 0	HOME	0- 0	0- 0	2- 3				
1- 3	0- 0	0- 1	AWAY	0- 1	0- 0	1- 1				
0- 2	0- 0	0- 0	NEUTRAL	0- 0	0- 1	0- 1				
1- 8	0- 0	0- 0	CONFERENCE	0- 1	0- 1	1- 6				
0- 5	0- 0	0- 0	HOME	0- 0	0- 0	0- 5				
1- 3	0- 0	0- 0	AWAY	0- 1	0- 1	1- 1				
0- 0	0- 0	0- 0	NEUTRAL	0- 0	0- 0	0- 0				

RPI S	Opponent	Score	RPI S	Opponent	Score	RPI S	Opponent	Score	RPI S	Opponent	Score	Team's RPI: 326
48	A Rutgers	32 58	64	A Quinnipiac	60 67	118	N Alabama	58 80	124	A Sacred Heart	47 61	
			94	A Albany (NY)	50 67	158	A Hawaii	33 52	169	N Cincinnati	48 59	
						202	H Penn	40 54	228	H Monmouth	62 63	
						234	A Fairleigh Dickinson	70 62	238	H Mt. St. Mary's	41 66	
						256	H Robert Morris	41 47	264	H St. Francis Brooklyn	58 69	
						273	H Colgate	61 75	277	H UMKC	66 70	
						296	A Bryant	49 64	298	H Ohio	63 54	
						299	H Towson	65 63	319	H Wagner	70 74	
						343	A Columbia	53 42				
LAST 12 Division I GAMES:												
256	H Robert Morris	41 47	238	H Mt. St. Mary's	41 66							
264	H St. Francis Brooklyn	58 69	124	A Sacred Heart	47 61							
296	A Bryant	49 64	64	A Quinnipiac	60 67							
234	A Fairleigh Dickinson	70 62	169	N Cincinnati	48 59							
228	H Monmouth	62 63	118	N Alabama	58 80							
319	H Wagner	70 74	158	A Hawaii	33 52							

Non-Div I Games:

LIU Brooklyn

■ Loss,
■ Non-Conf,
■ S Site,
■ H Home
■ A Away
N Neutral

Average RPI Win:	166	WON-LOST	WINNING	LAST 10	STRENGTH OF	OPP. STRENGTH	TEAM	ADJ.	CONF.	ADJ CONF.
Average RPI Loss:	56	RECORD	PCT. RANK	GAMES	SCHEDULE	OF SCHEDULE	RPI	RPI	RPI	RPI
DIV. I ONLY	13- 8	99	5- 5	50	75	53	53	4	4	
DIV. I NON-CONF.	9- 4	75	3- 1	112	134	78	78	6	6	
TOTALS	RPI 1-25	RPI 26-50	W-L RECORDS	RPI 51-100	RPI 101-150	RPI 150+				
13- 8	0- 2	2- 1	OVERALL	2- 5	3- 0	6- 0				
10- 1	0- 0	1- 0	HOME	1- 1	2- 0	6- 0				
2- 7	0- 2	0- 1	AWAY	1- 4	1- 0	0- 0				
1- 0	0- 0	1- 0	NEUTRAL	0- 0	0- 0	0- 0				
9- 4	0- 0	1- 1	NON-CONFERENCE	1- 3	3- 0	4- 0				
7- 1	0- 0	0- 0	HOME	1- 1	2- 0	4- 0				
1- 3	0- 0	0- 1	AWAY	0- 2	1- 0	0- 0				
1- 0	0- 0	1- 0	NEUTRAL	0- 0	0- 0	0- 0				
4- 4	0- 2	1- 0	CONFERENCE	1- 2	0- 0	2- 0				
3- 0	0- 0	1- 0	HOME	0- 0	0- 0	2- 0				
1- 4	0- 2	0- 0	AWAY	1- 2	0- 0	0- 0				
0- 0	0- 0	0- 0	NEUTRAL	0- 0	0- 0	0- 0				

RPI	S	Opponent	Score	RPI	S	Opponent	Score	RPI	S	Opponent	Score	RPI	S	Opponent	Score
10	A	South Carolina	59 66	34	H	Vanderbilt	54 51	65	A	Florida	72 77	115	H	North Carolina St.	81 73
12	A	Kentucky	60 73	38	A	Georgetown	69 71	66	A	FGCU	70 76	125	A	FIU	76 69
				43	N	West Virginia	71 63	68	H	Wichita St.	72 70	147	H	McNeese St.	82 75
								76	A	Arkansas	54 63	164	H	Louisiana Tech	77 55
								84	A	Hampton	58 67	210	H	Mississippi St.	62 42
								88	A	Auburn	59 55	237	H	East Tenn. St.	76 42
								99	H	Tulane	64 66	255	H	Ole Miss	84 79
												321	H	Grambling	90 59
												345	H	New Orleans	87 61
LAST 12 Division I GAMES:															
88	A	Auburn	59 55	65	A	Florida	72 77	255	H	Ole Miss	84 79				
12	A	Kentucky	60 73	345	H	New Orleans	87 61	66	A	FGCU	70 76				
34	H	Vanderbilt	54 51	147	H	McNeese St.	82 75								
10	A	South Carolina	59 66	321	H	Grambling	90 59								
210	H	Mississippi St.	62 42												
76	A	Arkansas	54 63												

Non-Div I Games:

LSU

Average RPI Win:	231	WON-LOST	WINNING	LAST 10	STRENGTH OF	OPP. STRENGTH	TEAM	ADJ.	CONF.	ADJ CONF.
Average RPI Loss:	97	RECORD	PCT. RANK	GAMES	SCHEDULE	OF SCHEDULE	RPI	RPI	RPI	RPI
DIV. I ONLY	7- 14	269	5- 5	88	115	179	179	8	8	
DIV. I NON-CONF.	4- 10	269	3- 2	50	154	179	179	8	8	
TOTALS	RPI 1-25	RPI 26-50	W-L RECORDS	RPI 51-100	RPI 101-150	RPI 150+				
7- 14	0- 3	0- 2	OVERALL	0- 3	1- 3	6- 3				
2- 7	0- 0	0- 0	HOME	0- 3	0- 2	2- 2				
5- 7	0- 3	0- 2	AWAY	0- 0	1- 1	4- 1				
0- 0	0- 0	0- 0	NEUTRAL	0- 0	0- 0	0- 0				
4- 10	0- 2	0- 2	NON-CONFERENCE	0- 3	0- 1	4- 2				
1- 5	0- 0	0- 0	HOME	0- 3	0- 1	1- 1				
3- 5	0- 2	0- 2	AWAY	0- 0	0- 0	3- 1				
0- 0	0- 0	0- 0	NEUTRAL	0- 0	0- 0	0- 0				
3- 4	0- 1	0- 0	CONFERENCE	0- 0	1- 2	2- 1				
1- 2	0- 0	0- 0	HOME	0- 0	0- 1	1- 1				
2- 2	0- 1	0- 0	AWAY	0- 0	1- 1	1- 0				
0- 0	0- 0	0- 0	NEUTRAL	0- 0	0- 0	0- 0				

RPI	S	Opponent	Score	RPI	S	Opponent	Score	RPI	S	Opponent	Score	RPI	S	Opponent	Score	Team's RPI: 179
14	A	Villanova	44 49	38	A	Georgetown	61 69	65	H	Florida	50 74	102	A	Richmond	62 67	
17	A	North Carolina	55 85	48	A	Rutgers	50 54	79	H	Drexel	53 56	103	H	Butler	42 59	
20	A	Dayton	47 95					94	H	Albany (NY)	36 75	107	A	Temple	71 55	
												123	H	Northeastern	45 76	
												159	A	Fairfield	60 50	
												181	H	George Washington	57 74	
												202	A	Penn	56 65	
												211	A	Central Conn. St.	70 46	
												236	A	Lehigh	49 48	
												275	H	Loyola Chicago	50 56	
												284	A	Massachusetts	68 57	
												290	H	Rhode Island	72 46	
												333	H	Saint Peter's	72 55	
LAST 12 Division I GAMES:																
181	H	George Washington	57 74	102	A	Richmond	62 67									
284	A	Massachusetts	68 57	48	A	Rutgers	50 54									
107	A	Temple	71 55	333	H	Saint Peter's	72 55									
103	H	Butler	42 59	159	A	Fairfield	60 50									
20	A	Dayton	47 95	211	A	Central Conn. St.	70 46									
290	H	Rhode Island	72 46	65	H	Florida	50 74									

Non-Div I Games:

La Salle

■ Loss,
■ Non-Conf,
■ S Site,
■ H Home
■ A Away
N Neutral

La.-Lafayette

Through Games Of Sunday, February 3, 2013

Average RPI Win:	224	WON-LOST	WINNING	LAST 10	STRENGTH OF	OPP. STRENGTH	TEAM	ADJ.	CONF.	ADJ CONF.
Average RPI Loss:	156	RECORD	PCT. RANK	GAMES	SCHEDULE	OF SCHEDULE	RPI	RPI	RPI	RPI
DIV. I ONLY	5- 15	303	1- 9	127	294	267	267	12	12	
DIV. I NON-CONF.	4- 3	138	1- 0	174	345	174	174	13	13	
TOTALS	RPI 1-25	RPI 26-50	W-L RECORDS	RPI 51-100	RPI 101-150	RPI 150+				
5- 15	0- 0	0- 2	OVERALL	2- 1	0- 3	3- 9				
3- 6	0- 0	0- 1	HOME	1- 0	0- 2	2- 3				
2- 9	0- 0	0- 1	AWAY	1- 1	0- 1	1- 6				
0- 0	0- 0	0- 0	NEUTRAL	0- 0	0- 0	0- 0				
4- 3	0- 0	0- 0	NON-CONFERENCE	1- 0	0- 0	3- 3				
2- 1	0- 0	0- 0	HOME	0- 0	0- 0	2- 1				
2- 2	0- 0	0- 0	AWAY	1- 0	0- 0	1- 2				
0- 0	0- 0	0- 0	NEUTRAL	0- 0	0- 0	0- 0				
1- 12	0- 0	0- 2	CONFERENCE	1- 1	0- 3	0- 6				
1- 5	0- 0	0- 1	HOME	1- 0	0- 2	0- 2				
0- 7	0- 0	0- 1	AWAY	0- 1	0- 1	0- 4				
0- 0	0- 0	0- 0	NEUTRAL	0- 0	0- 0	0- 0				

RPI 1-25			RPI 26-50			RPI 51-100			RPI 101+			Team's RPI: 267
RPI	S	Opponent	Score	RPI	S	Opponent	Score	RPI	S	Opponent	Score	
				41	A	Middle Tenn.	36 72	82	A	Western Ky.	64 75	125 A FIU 47 63
				41	H	Middle Tenn.	45 72	99	A	Tulane	65 64	125 H FIU 63 64
								100	H	UALR	56 54	144 H South Ala. 43 53
												155 A Arkansas St. 53 77
												155 H Arkansas St. 39 48
												163 A North Texas 59 71
												163 H North Texas 46 64
												193 A Nicholls St. 62 71
												197 H UC Riverside 37 55
												206 A Fla. Atlantic 44 79
												243 A Neb. Omaha 67 79
												259 A Southern U. 71 69
												312 A Troy 61 68
												316 H Jackson St. 68 57
												345 H New Orleans 68 41
LAST 12 Division I GAMES:												
				312	A	Troy	61 68					144 H South Ala. 43 53
				163	H	North Texas	46 64					125 A FIU 47 63
				125	H	FIU	63 64					206 A Fla. Atlantic 44 79
				41	A	Middle Tenn.	36 72					100 H UALR 56 54
				82	A	Western Ky.	64 75					155 A Arkansas St. 53 77
				155	H	Arkansas St.	39 48					99 A Tulane 65 64

Non-Div I Games: Southern-N.O. 71 49 LSU-Shreveport 83 42

La.-Lafayette

■ Loss,
 ■ Non-Conf, S Site,
 ■ Home
 ■ Away
 N Neutral

Average RPI Win:	222	WON-LOST	WINNING	LAST 10	STRENGTH OF	OPP. STRENGTH	TEAM	ADJ.	CONF.	ADJ CONF.
Average RPI Loss:	139	RECORD	PCT. RANK	GAMES	SCHEDULE	OF SCHEDULE	RPI	RPI	RPI	RPI
DIV. I ONLY	6- 15	287	4- 6	100	225	229	229	12	12	
DIV. I NON-CONF.	2- 7	301	0- 2	55	304	224	224	13	13	
TOTALS	RPI 1-25	RPI 26-50	W-L RECORDS	RPI 51-100	RPI 101-150	RPI 150+				
6- 15	0- 0	0- 1	OVERALL	0- 4	1- 4	5- 6				
2- 7	0- 0	0- 1	HOME	0- 2	0- 2	2- 2				
4- 8	0- 0	0- 0	AWAY	0- 2	1- 2	3- 4				
0- 0	0- 0	0- 0	NEUTRAL	0- 0	0- 0	0- 0				
2- 7	0- 0	0- 0	NON-CONFERENCE	0- 2	0- 2	2- 3				
1- 3	0- 0	0- 0	HOME	0- 1	0- 1	1- 1				
1- 4	0- 0	0- 0	AWAY	0- 1	0- 1	1- 2				
0- 0	0- 0	0- 0	NEUTRAL	0- 0	0- 0	0- 0				
4- 8	0- 0	0- 1	CONFERENCE	0- 2	1- 2	3- 3				
1- 4	0- 0	0- 1	HOME	0- 1	0- 1	1- 1				
3- 4	0- 0	0- 0	AWAY	0- 1	1- 1	2- 2				
0- 0	0- 0	0- 0	NEUTRAL	0- 0	0- 0	0- 0				

RPI 1-25				RPI 26-50				RPI 51-100				RPI 101+				Team's RPI: 229	
RPI	S	Opponent	Score	RPI	S	Opponent	Score	RPI	S	Opponent	Score	RPI	S	Opponent	Score		
				41	H	Middle Tenn.	48 66	56	A	SMU	56 76	113	A	Texas	49 77		
								82	H	Western Ky.	57 65	125	A	FIU	71 61		
								99	H	Tulane	60 70	131	H	Lamar	50 72		
								100	A	UALR	54 71	144	A	South Ala.	51 61		
												144	H	South Ala.	45 55		
												155	A	Arkansas St.	58 71		
												163	A	North Texas	51 79		
												185	H	Southern Miss.	73 55		
												193	A	Nicholls St.	60 85		
												194	A	Tennessee Tech	59 48		
												206	A	Fla. Atlantic	90 86		
												206	H	Fla. Atlantic	72 82		
												227	A	Stephen F. Austin	55 80		
												230	H	Central Ark.	49 62		
												312	A	Troy	75 69		
												312	H	Troy	79 74		
LAST 12 Division I GAMES:																	
				125	A	FIU	71 61	312	A	Troy	75 69						
				206	A	Fla. Atlantic	90 86	163	A	North Texas	51 79						
				312	H	Troy	79 74	144	H	South Ala.	45 55						
				155	A	Arkansas St.	58 71	206	H	Fla. Atlantic	72 82						
				144	A	South Ala.	51 61	230	H	Central Ark.	49 62						
				41	H	Middle Tenn.	48 66	56	A	SMU	56 76						

Non-Div I Games:

La.-Monroe

■ Loss,
 ■ Non-Conf, S Site,
 ■ Home
 ■ Away
 N Neutral

RPI 1-25				RPI 26-50				RPI 51-100				RPI 101+				Team's RPI: 208	
RPI	S	Opponent	Score	RPI	S	Opponent	Score	RPI	S	Opponent	Score	RPI	S	Opponent	Score		
7	A	Penn St.	34 75	45	A	Saint Joseph's	43 69	77	A	Ohio St.	41 81	105	H	American	49 47		
14	H	Villanova	34 73					81	A	Fordham	54 50	137	A	Navy	44 62		
												172	H	Bucknell	49 50		
												174	A	Holy Cross	55 60		
												183	N	Providence	54 66		
												195	H	Pittsburgh	68 65		
												199	H	Army	43 63		
												217	H	Rider	64 68		
												228	A	Monmouth	43 62		
												233	A	Seton Hall	54 60		
												236	H	Lehigh	68 52		
												264	H	St. Francis Brooklyn	66 63		
												273	A	Colgate	53 45		
												275	H	Loyola Chicago	62 51		
												294	H	Brown	56 32		
												319	N	Wagner	64 45		
												343	A	Columbia	49 47		
LAST 12 Division I GAMES:																	
105	H	American	49 47	137	A	Navy	44 62										
273	A	Colgate	53 45	343	A	Columbia	49 47										
236	H	Lehigh	68 52	294	H	Brown	56 32										
174	A	Holy Cross	55 60	183	N	Providence	54 66										
172	H	Bucknell	49 50	81	A	Fordham	54 50										
199	H	Army	43 63	264	H	St. Francis Brooklyn	66 63										

Lafayette

Page 140

Average RPI Win:	264	WON-LOST	WINNING	LAST 10	STRENGTH OF	OPP. STRENGTH	TEAM	ADJ.	CONF.	ADJ CONF.
Average RPI Loss:	110	RECORD	PCT. RANK	GAMES	SCHEDULE	OF SCHEDULE	RPI	RPI	RPI	RPI
DIV. I ONLY	10- 6	97	7- 3	294	191	131	131	21	21	
DIV. I NON-CONF.	3- 3	159	1- 1	208	28	93	93	20	20	
TOTALS	RPI 1-25	RPI 26-50	W-L RECORDS	RPI 51-100	RPI 101-150	RPI 150+				
10- 6	0- 1	0- 1	OVERALL	0- 0	1- 3	9- 1				
4- 1	0- 0	0- 0	HOME	0- 0	0- 1	4- 0				
6- 5	0- 1	0- 1	AWAY	0- 0	1- 2	5- 1				
0- 0	0- 0	0- 0	NEUTRAL	0- 0	0- 0	0- 0				
3- 3	0- 1	0- 1	NON-CONFERENCE	0- 0	0- 1	3- 0				
0- 0	0- 0	0- 0	HOME	0- 0	0- 0	0- 0				
3- 3	0- 1	0- 1	AWAY	0- 0	0- 1	3- 0				
0- 0	0- 0	0- 0	NEUTRAL	0- 0	0- 0	0- 0				
7- 3	0- 0	0- 0	CONFERENCE	0- 0	1- 2	6- 1				
4- 1	0- 0	0- 0	HOME	0- 0	0- 1	4- 0				
3- 2	0- 0	0- 0	AWAY	0- 0	1- 1	2- 1				
0- 0	0- 0	0- 0	NEUTRAL	0- 0	0- 0	0- 0				

RPI 1-25				RPI 26-50				RPI 51-100				RPI 101+ Team's RPI: 131			
RPI	S	Opponent	Score	RPI	S	Opponent	Score	RPI	S	Opponent	Score	RPI	S	Opponent	Score
1	A	Baylor	34 80	44	A	Texas Tech	52 73					116	A	Rice	56 62
												126	H	Sam Houston St.	57 59
												141	A	Oral Roberts	48 77
												147	A	McNeese St.	57 53
												227	A	Stephen F. Austin	65 50
												227	H	Stephen F. Austin	61 55
												229	A	La.-Monroe	72 50
												230	A	Central Ark.	62 67
												255	A	Ole Miss	85 71
												291	H	Southeastern La.	58 49
												293	A	Northwestern St.	71 68
												293	H	Northwestern St.	53 34
												336	H	A&M-Corpus Christi	44 37
												344	A	Houston Baptist	68 52
LAST 12 Division I GAMES:															
227	H	Stephen F. Austin	61 55	126	H	Sam Houston St.	57 59								
293	H	Northwestern St.	53 34	291	H	Southeastern La.	58 49								
230	A	Central Ark.	62 67	293	A	Northwestern St.	71 68								
141	A	Oral Roberts	48 77	227	A	Stephen F. Austin	65 50								
147	A	McNeese St.	57 53	116	A	Rice	56 62								
336	H	A&M-Corpus Christi	44 37	344	A	Houston Baptist	68 52								

Non-Div I Games: Our Lady Of The Lak89 66 Northwood (TX) 64 19 Texas-Tyler 87 42 Centenary (LA) 88 30
Lamar

Loss, Non-Conf, S Site, H Home A Away N Neutral

Average RPI Win: 267	WON-LOST	WINNING	LAST 10	STRENGTH OF	OPP. STRENGTH	TEAM	ADJ.	CONF.	ADJ CONF.
Average RPI Loss: 137	RECORD	PCT. RANK	GAMES	SCHEDULE	OF SCHEDULE	RPI	RPI	RPI	RPI
DIV. I ONLY	10- 12	188	5- 5	217	236	236	236	16	16
DIV. I NON-CONF.	8- 7	157	4- 1	262	239	215	215	19	19
TOTALS	RPI 1-25	RPI 26-50	W-L RECORDS	RPI 51-100	RPI 101-150	RPI 150+			
10- 12	0- 2	0- 0	OVERALL	0- 1	0- 3	10- 6			
4- 8	0- 0	0- 0	HOME	0- 1	0- 3	4- 4			
5- 4	0- 2	0- 0	AWAY	0- 0	0- 0	5- 2			
1- 0	0- 0	0- 0	NEUTRAL	0- 0	0- 0	1- 0			
8- 7	0- 2	0- 0	NON-CONFERENCE	0- 1	0- 1	8- 3			
4- 4	0- 0	0- 0	HOME	0- 1	0- 1	4- 2			
3- 3	0- 2	0- 0	AWAY	0- 0	0- 0	3- 1			
1- 0	0- 0	0- 0	NEUTRAL	0- 0	0- 0	1- 0			
2- 5	0- 0	0- 0	CONFERENCE	0- 0	0- 2	2- 3			
0- 4	0- 0	0- 0	HOME	0- 0	0- 2	0- 2			
2- 1	0- 0	0- 0	AWAY	0- 0	0- 0	2- 1			
0- 0	0- 0	0- 0	NEUTRAL	0- 0	0- 0	0- 0			

RPI 1-25				RPI 26-50				RPI 51-100				RPI 101+ Team's RPI: 236			
RPI	S	Opponent	Score	RPI	S	Opponent	Score	RPI	S	Opponent	Score	RPI	S	Opponent	Score
5	A	California	48 80					61	H	Boston U.	44 72	105	H	American	56 62
14	A	Villanova	49 66									124	H	Sacred Heart	63 73
												137	H	Navy	47 72
												159	H	Fairfield	47 42
												172	H	Bucknell	37 53
												174	A	Holy Cross	67 65
												179	H	La Salle	48 49
												199	H	Army	56 61
												208	A	Lafayette	52 68
												214	A	Loyola Maryland	48 60
												228	H	Monmouth	50 55
												238	A	Mt. St. Mary's	66 57
												240	H	Niagara	72 49
												273	A	Colgate	70 62
												289	A	NJIT	46 45
												305	H	Binghamton	67 37
												319	N	Wagner	78 53
												333	A	Saint Peter's	62 60
												343	H	Columbia	58 33
LAST 12 Division I GAMES:															
199	H	Army	56 61	174	A	Holy Cross	67 65								
137	H	Navy	47 72	343	H	Columbia	58 33								
208	A	Lafayette	52 68	289	A	NJIT	46 45								
172	H	Bucknell	37 53	238	A	Mt. St. Mary's	66 57								
273	A	Colgate	70 62	61	H	Boston U.	44 72								
105	H	American	56 62	305	H	Binghamton	67 37								

Non-Div I Games:

Lehigh

■ Loss,
 ■ Non-Conf,
 S Site,
 ■ Home
 ■ Away
 N Neutral

Average RPI Win: 232		WON-LOST	WINNING	LAST 10	STRENGTH OF		OPP. STRENGTH	TEAM	ADJ.	CONF.	ADJ CONF.
Average RPI Loss: 87		RECORD	PCT. RANK	GAMES	SCHEDULE		OF SCHEDULE	RPI	RPI	RPI	RPI
DIV. I ONLY		15- 6	58	8- 2	140		209	80	80	29	29
DIV. I NON-CONF.		6- 4	124	1- 0	107		78	84	84	29	29
<hr/>											
TOTALS	RPI 1-25	RPI 26-50		W-L RECORDS		RPI 51-100		RPI 101-150		RPI 150+	
15- 6	0- 2	0- 1		OVERALL		1- 0		3- 1		11- 2	
7- 3	0- 0	0- 0		HOME		0- 0		1- 1		6- 2	
8- 3	0- 2	0- 1		AWAY		1- 0		2- 0		5- 0	
0- 0	0- 0	0- 0		NEUTRAL		0- 0		0- 0		0- 0	
6- 4	0- 2	0- 1		NON-CONFERENCE		1- 0		1- 0		4- 1	
4- 1	0- 0	0- 0		HOME		0- 0		1- 0		3- 1	
2- 3	0- 2	0- 1		AWAY		1- 0		0- 0		1- 0	
0- 0	0- 0	0- 0		NEUTRAL		0- 0		0- 0		0- 0	
9- 2	0- 0	0- 0		CONFERENCE		0- 0		2- 1		7- 1	
3- 2	0- 0	0- 0		HOME		0- 0		0- 1		3- 1	
6- 0	0- 0	0- 0		AWAY		0- 0		2- 0		4- 0	
0- 0	0- 0	0- 0		NEUTRAL		0- 0		0- 0		0- 0	

RPI 1-25				RPI 26-50				RPI 51-100 Team's RPI: 80				RPI 101+			
RPI	S	Opponent	Score	RPI	S	Opponent	Score	RPI	S	Opponent	Score	RPI	S	Opponent	Score
1	A	Baylor	60 92	32	A	Duquesne	46 63	91	A	James Madison	60 48	124	H	Sacred Heart	68 63
13	A	Texas A&M	55 70									135	A	High Point	67 59
												135	H	High Point	63 71
												150	A	Winthrop	90 57
												154	H	N.C. A&T	56 60
												189	H	Presbyterian	49 51
												198	A	Campbell	78 56
												198	H	Campbell	65 58
												207	H	Longwood	91 58
												226	A	Radford	67 65
												235	A	VCU	76 63
												297	A	Coastal Caro.	76 48
												300	H	UNC Wilmington	84 34
												321	H	Grambling	81 50
												329	H	UNC Greensboro	76 56
												332	A	Charleston So.	92 33
												340	H	UNC Asheville	75 49
LAST 12 Division I GAMES:															
135	A	High Point	67 59	332	A	Charleston So.	92 33								
198	A	Campbell	78 56	340	H	UNC Asheville	75 49								
207	H	Longwood	91 58	189	H	Presbyterian	49 51								
198	H	Campbell	65 58	150	A	Winthrop	90 57								
135	H	High Point	63 71	235	A	VCU	76 63								
297	A	Coastal Caro.	76 48	154	H	N.C. A&T	56 60								

Non-Div I Games: Virginia Union 95 39 Bluefield St. 82 46

Liberty

Loss, Non-Conf, S Site, H Home A Away N Neutral

Average RPI Win:	310	WON-LOST	WINNING	LAST 10	STRENGTH OF	OPP. STRENGTH	TEAM	ADJ.	CONF.	ADJ CONF.
Average RPI Loss:	194	RECORD	PCT. RANK	GAMES	SCHEDULE	OF SCHEDULE	RPI	RPI	RPI	RPI
DIV. I ONLY	2- 18	333	1- 9	263	284	335	335	28	28	
DIV. I NON-CONF.	1- 10	324	0- 3	237	258	331	331	28	28	
TOTALS	RPI 1-25	RPI 26-50	W-L RECORDS	RPI 51-100	RPI 101-150	RPI 150+				
2- 18	0- 1	0- 2	OVERALL	0- 1	0- 2	2- 12				
2- 6	0- 0	0- 1	HOME	0- 0	0- 1	2- 4				
0- 12	0- 1	0- 1	AWAY	0- 1	0- 1	0- 8				
0- 0	0- 0	0- 0	NEUTRAL	0- 0	0- 0	0- 0				
1- 10	0- 1	0- 2	NON-CONFERENCE	0- 0	0- 0	1- 7				
1- 3	0- 0	0- 1	HOME	0- 0	0- 0	1- 2				
0- 7	0- 1	0- 1	AWAY	0- 0	0- 0	0- 5				
0- 0	0- 0	0- 0	NEUTRAL	0- 0	0- 0	0- 0				
1- 8	0- 0	0- 0	CONFERENCE	0- 1	0- 2	1- 5				
1- 3	0- 0	0- 0	HOME	0- 0	0- 1	1- 2				
0- 5	0- 0	0- 0	AWAY	0- 1	0- 1	0- 3				
0- 0	0- 0	0- 0	NEUTRAL	0- 0	0- 0	0- 0				

RPI S	Opponent	Score	RPI S	Opponent	Score	RPI S	Opponent	Score	RPI S	Opponent	Score	Team's RPI: 335
16	A Georgia	42 93	34	H Vanderbilt	45 62	66	A FGCU	37 67	106	A Stetson	51 92	
			44	A Texas Tech	41 61				139	H Mercer	70 74	
									186	H Belmont	54 70	
									192	A Murray St.	55 63	
									224	H Tennessee St.	60 69	
									237	A East Tenn. St.	64 86	
									237	H East Tenn. St.	74 80	
									239	A Northern Ky.	33 66	
									247	A North Florida	64 77	
									255	A Ole Miss	46 68	
									278	H USC Upstate	57 56	
									303	A Austin Peay	42 69	
									309	A Jacksonville	45 58	
									322	A Gardner-Webb	40 64	
									328	H Kennesaw St.	39 55	
									341	H Jacksonville St.	67 54	
LAST 12 Division I GAMES:												
237	A East Tenn. St.	64 86	278	H USC Upstate	57 56							
328	H Kennesaw St.	39 55	237	H East Tenn. St.	74 80							
139	H Mercer	70 74	309	A Jacksonville	45 58							
66	A FGCU	37 67	247	A North Florida	64 77							
106	A Stetson	51 92	303	A Austin Peay	42 69							
239	A Northern Ky.	33 66	224	H Tennessee St.	60 69							

Non-Div I Games:

Lipscomb

■ Loss,
 ■ Non-Conf, S Site,
 ■ Home
 ■ Away
 N Neutral

Average RPI Win:	197	WON-LOST	WINNING	LAST 10	STRENGTH OF	OPP. STRENGTH	TEAM	ADJ.	CONF.	ADJ CONF.
Average RPI Loss:	128	RECORD	PCT. RANK	GAMES	SCHEDULE	OF SCHEDULE	RPI	RPI	RPI	RPI
DIV. I ONLY	11- 10	152	5- 5	136	164	165	165	11	11	
DIV. I NON-CONF.	7- 5	131	3- 0	124	209	137	137	11	11	
TOTALS	RPI 1-25	RPI 26-50	W-L RECORDS	RPI 51-100	RPI 101-150	RPI 150+				
11- 10	0- 1	0- 1	OVERALL	1- 1	4- 2	6- 5				
10- 3	0- 0	0- 0	HOME	1- 0	4- 1	5- 2				
1- 7	0- 1	0- 1	AWAY	0- 1	0- 1	1- 3				
0- 0	0- 0	0- 0	NEUTRAL	0- 0	0- 0	0- 0				
7- 5	0- 1	0- 0	NON-CONFERENCE	1- 1	3- 1	3- 2				
6- 2	0- 0	0- 0	HOME	1- 0	3- 1	2- 1				
1- 3	0- 1	0- 0	AWAY	0- 1	0- 0	1- 1				
0- 0	0- 0	0- 0	NEUTRAL	0- 0	0- 0	0- 0				
4- 5	0- 0	0- 1	CONFERENCE	0- 0	1- 1	3- 3				
4- 1	0- 0	0- 0	HOME	0- 0	1- 0	3- 1				
0- 4	0- 0	0- 1	AWAY	0- 0	0- 1	0- 2				
0- 0	0- 0	0- 0	NEUTRAL	0- 0	0- 0	0- 0				

RPI 1-25				RPI 26-50				RPI 51-100				RPI 101+ Team's RPI: 165			
RPI	S	Opponent	Score	RPI	S	Opponent	Score	RPI	S	Opponent	Score	RPI	S	Opponent	Score
3	A	Stanford	41 77	28	A	Pacific	53 69	52	H	Washington	71 62	109	H	Cal Poly	62 52
								83	A	San Diego	49 67	110	A	Cal St. Northridge	52 73
												119	H	Santa Clara	67 68
												126	H	Sam Houston St.	50 49
												127	H	Arizona	71 61
												146	H	Sacramento St.	74 71
												157	H	UC Santa Barbara	52 45
												158	A	Hawaii	57 65
												177	H	Iona	58 60
												188	A	UC Davis	62 68
												197	H	UC Riverside	49 50
												213	A	Loyola Marymount	52 58
												245	H	Canisius	72 67
												269	H	UC Irvine	71 61
												283	H	Cal St. Fullerton	45 39
												313	A	Utah Valley	77 69
												343	H	Columbia	79 50
LAST 12 Division I GAMES:															
28	A	Pacific	53 69	110	A	Cal St. Northridge	52 73								
188	A	UC Davis	62 68	157	H	UC Santa Barbara	52 45								
269	H	UC Irvine	71 61	109	H	Cal Poly	62 52								
283	H	Cal St. Fullerton	45 39	343	H	Columbia	79 50								
197	H	UC Riverside	49 50	126	H	Sam Houston St.	50 49								
158	A	Hawaii	57 65	245	H	Canisius	72 67								

Non-Div I Games:

Long Beach St.

Average RPI Win:	260	WON-LOST	WINNING	LAST 10	STRENGTH OF	OPP. STRENGTH	TEAM	ADJ.	CONF.	ADJ CONF.
Average RPI Loss:	166	RECORD	PCT. RANK	GAMES	SCHEDULE	OF SCHEDULE	RPI	RPI	RPI	RPI
DIV. I ONLY	9- 13	218	5- 5	215	292	207	207	29	29	
DIV. I NON-CONF.	2- 8	304	0- 1	286	122	300	300	29	29	
TOTALS	RPI 1-25	RPI 26-50	W-L RECORDS	RPI 51-100	RPI 101-150	RPI 150+				
9- 13	0- 0	0- 0	OVERALL	0- 1	1- 6	8- 6				
5- 1	0- 0	0- 0	HOME	0- 0	1- 0	4- 1				
4- 12	0- 0	0- 0	AWAY	0- 1	0- 6	4- 5				
0- 0	0- 0	0- 0	NEUTRAL	0- 0	0- 0	0- 0				
2- 8	0- 0	0- 0	NON-CONFERENCE	0- 0	0- 5	2- 3				
1- 1	0- 0	0- 0	HOME	0- 0	0- 0	1- 1				
1- 7	0- 0	0- 0	AWAY	0- 0	0- 5	1- 2				
0- 0	0- 0	0- 0	NEUTRAL	0- 0	0- 0	0- 0				
7- 5	0- 0	0- 0	CONFERENCE	0- 1	1- 1	6- 3				
4- 0	0- 0	0- 0	HOME	0- 0	1- 0	3- 0				
3- 5	0- 0	0- 0	AWAY	0- 1	0- 1	3- 3				
0- 0	0- 0	0- 0	NEUTRAL	0- 0	0- 0	0- 0				

RPI 1-25				RPI 26-50				RPI 51-100				RPI 101+ Team's RPI: 207			
RPI	S	Opponent	Score	RPI	S	Opponent	Score	RPI	S	Opponent	Score	RPI	S	Opponent	Score
								80	A	Liberty	58 91	102	A	Richmond	61 71
												114	A	Arizona St.	50 62
												115	A	North Carolina St.	49 102
												127	A	Arizona	68 86
												130	A	Virginia Tech	58 73
												135	A	High Point	66 83
												150	H	Winthrop	79 74
												172	A	Bucknell	60 52
												189	A	Presbyterian	62 71
												192	H	Murray St.	68 76
												195	A	Pittsburgh	60 86
												198	A	Campbell	51 62
												198	H	Campbell	77 75
												226	A	Radford	57 49
												282	A	Coppin St.	67 75
												297	A	Coastal Caro.	62 66
												297	H	Coastal Caro.	77 63
												322	A	Gardner-Webb	70 62
												322	H	Gardner-Webb	87 75
												323	H	Air Force	68 63
												332	A	Charleston So.	67 52
LAST 12 Division I GAMES:															
				198	A	Campbell	51 62					332	A	Charleston So.	67 52
				297	A	Coastal Caro.	62 66					189	A	Presbyterian	62 71
				80	A	Liberty	58 91					150	H	Winthrop	79 74
				135	A	High Point	66 83					322	H	Gardner-Webb	87 75
				297	H	Coastal Caro.	77 63					226	A	Radford	57 49
				198	H	Campbell	77 75					114	A	Arizona St.	50 62

Non-Div I Games:

Longwood

■ Loss,
 ■ Non-Conf,
 ■ S Site,
 ■ H Home
 ■ A Away
 N Neutral

Average RPI Win:	230	WON-LOST	WINNING	LAST 10	STRENGTH OF	OPP. STRENGTH	TEAM	ADJ.	CONF.	ADJ CONF.
Average RPI Loss:	126	RECORD	PCT. RANK	GAMES	SCHEDULE	OF SCHEDULE	RPI	RPI	RPI	RPI
DIV. I ONLY	10- 11	174	5- 5	139	163	164	164	24	24	
DIV. I NON-CONF.	4- 7	229	0- 2	27	61	148	148	24	24	
TOTALS	RPI 1-25	RPI 26-50	W-L RECORDS	RPI 51-100	RPI 101-150	RPI 150+				
10- 11	0- 2	0- 1	OVERALL	0- 3	3- 0	7- 5				
7- 3	0- 1	0- 0	HOME	0- 0	2- 0	5- 2				
3- 7	0- 1	0- 0	AWAY	0- 3	1- 0	2- 3				
0- 1	0- 0	0- 1	NEUTRAL	0- 0	0- 0	0- 0				
4- 7	0- 2	0- 1	NON-CONFERENCE	0- 3	2- 0	2- 1				
4- 1	0- 1	0- 0	HOME	0- 0	2- 0	2- 0				
0- 5	0- 1	0- 0	AWAY	0- 3	0- 0	0- 1				
0- 1	0- 0	0- 1	NEUTRAL	0- 0	0- 0	0- 0				
6- 4	0- 0	0- 0	CONFERENCE	0- 0	1- 0	5- 4				
3- 2	0- 0	0- 0	HOME	0- 0	0- 0	3- 2				
3- 2	0- 0	0- 0	AWAY	0- 0	1- 0	2- 2				
0- 0	0- 0	0- 0	NEUTRAL	0- 0	0- 0	0- 0				

RPI 1-25				RPI 26-50				RPI 51-100				RPI 101+ Team's RPI: 164			
RPI	S	Opponent	Score	RPI	S	Opponent	Score	RPI	S	Opponent	Score	RPI	S	Opponent	Score
10	H	South Carolina	58 82	48	N	Rutgers	46 73	53	A	LSU	55 77	141	H	Oral Roberts	61 59
13	A	Texas A&M	26 77					99	A	Tulane	59 66	147	H	McNeese St.	52 50
								100	A	UALR	52 74	148	A	Idaho	67 58
												166	H	Utah St.	75 76
												182	A	Seattle	47 64
												210	A	Mississippi St.	55 57
												212	A	Denver	82 77
												230	H	Central Ark.	65 63
												246	H	UTSA	50 51
												254	A	New Mexico St.	67 71
												255	H	Ole Miss	57 54
												272	H	San Jose St.	94 80
												276	H	Texas St.	71 58
												307	A	Texas-Arlington	78 62
												307	H	Texas-Arlington	65 58
LAST 12 Division I GAMES:															
307	A	Texas-Arlington	78 62	246	H	UTSA	50 51	276	H	Texas St.	71 58	307	H	Texas-Arlington	65 58
100	A	UALR	52 74	254	A	New Mexico St.	67 71	212	A	Denver	82 77	53	A	LSU	55 77
166	H	Utah St.	75 76												
272	H	San Jose St.	94 80												
182	A	Seattle	47 64												
148	A	Idaho	67 58												

Non-Div I Games:

Louisiana Tech

■ Loss,
 ■ Non-Conf,
 ■ S Site,
 ■ Home
 ■ A Away
 N Neutral

Through Games Of Sunday, February 8, 1969									
Average RPI Win: 144	WON-LOST	WINNING	LAST 10	STRENGTH OF	OPP. STRENGTH	TEAM	ADJ.	CONF.	ADJ CONF.
Average RPI Loss: 17	RECORD	PCT. RANK	GAMES	SCHEDULE	OF SCHEDULE	RPI	RPI	RPI	RPI
DIV. I ONLY	19- 4	24	8- 2	81	11	23	23	3	3
DIV. I NON-CONF.	12- 2	22	3- 0	154	35	44	44	3	3

TOTALS	RPI 1-25	RPI 26-50	W-L RECORDS	RPI 51-100	RPI 101-150	RPI 150+			
19- 4	1- 3	3- 1	OVERALL	3- 0	2- 0	10- 0			
11- 1	1- 1	2- 0	HOME	1- 0	1- 0	6- 0			
5- 3	0- 2	0- 1	AWAY	2- 0	1- 0	2- 0			
3- 0	0- 0	1- 0	NEUTRAL	0- 0	0- 0	2- 0			
12- 2	1- 2	1- 0	NON-CONFERENCE	0- 0	2- 0	8- 0			
7- 1	1- 1	0- 0	HOME	0- 0	1- 0	5- 0			
2- 1	0- 1	0- 0	AWAY	0- 0	1- 0	1- 0			
3- 0	0- 0	1- 0	NEUTRAL	0- 0	0- 0	2- 0			
7- 2	0- 1	2- 1	CONFERENCE	3- 0	0- 0	2- 0			
4- 0	0- 0	2- 0	HOME	1- 0	0- 0	1- 0			
3- 2	0- 1	0- 1	AWAY	2- 0	0- 0	1- 0			
0- 0	0- 0	0- 0	NEUTRAL	0- 0	0- 0	0- 0			

[illegible]

Non-Div I Games:

Louisville

Loss, Non-Conf, S Site, H Home A Away N Neutral

Loyola Chicago

Through Games Of Sunday, February 3, 2013

Average RPI Win:	249	WON-LOST	WINNING	LAST 10	STRENGTH OF	OPP. STRENGTH	TEAM	ADJ.	CONF.	ADJ CONF.
Average RPI Loss:	160	RECORD	PCT. RANK	GAMES	SCHEDULE	OF SCHEDULE	RPI	RPI	RPI	RPI
DIV. I ONLY	7- 12	241	4- 6	317	144	275	275	13	13	
DIV. I NON-CONF.	5- 8	221	2- 4	304	167	272	272	12	12	
TOTALS	RPI 1-25	RPI 26-50	W-L RECORDS	RPI 51-100	RPI 101-150	RPI 150+				
7- 12	0- 0	0- 1	OVERALL	0- 3	0- 3	7- 5				
3- 5	0- 0	0- 1	HOME	0- 0	0- 2	3- 2				
4- 7	0- 0	0- 0	AWAY	0- 3	0- 1	4- 3				
0- 0	0- 0	0- 0	NEUTRAL	0- 0	0- 0	0- 0				
5- 8	0- 0	0- 1	NON-CONFERENCE	0- 2	0- 1	5- 4				
3- 3	0- 0	0- 1	HOME	0- 0	0- 1	3- 1				
2- 5	0- 0	0- 0	AWAY	0- 2	0- 0	2- 3				
0- 0	0- 0	0- 0	NEUTRAL	0- 0	0- 0	0- 0				
2- 4	0- 0	0- 0	CONFERENCE	0- 1	0- 2	2- 1				
0- 2	0- 0	0- 0	HOME	0- 0	0- 1	0- 1				
2- 2	0- 0	0- 0	AWAY	0- 1	0- 1	2- 0				
0- 0	0- 0	0- 0	NEUTRAL	0- 0	0- 0	0- 0				

RPI 1-25				RPI 26-50				RPI 51-100				RPI 101+				Team's RPI: 275	
RPI	S	Opponent	Score	RPI	S	Opponent	Score	RPI	S	Opponent	Score	RPI	S	Opponent	Score		
				30	H	DePaul	69 87	60	A	Marquette	61 77	112	A	Detroit	66 76		
								74	A	Youngstown St.	38 75	133	H	Eastern Ill.	69 72		
								90	A	Northwestern	53 80	145	H	Wright St.	56 67		
												179	A	La Salle	56 50		
												208	A	Lafayette	51 62		
												216	A	Valparaiso	52 44		
												222	A	Eastern Mich.	64 54		
												239	H	Northern Ky.	77 65		
												243	A	Neb. Omaha	58 65		
												250	A	Milwaukee	84 74		
												251	H	Western Ill.	61 65		
												285	H	Ill.-Chicago	62 73		
												288	A	Northern Ill.	63 67		
												301	H	Southern Ill.	82 73		
												339	H	Chicago St.	81 43		
LAST 12 Division I GAMES:																	
250	A	Milwaukee	84 74	222	A	Eastern Mich.	64 54										
74	A	Youngstown St.	38 75	133	H	Eastern Ill.	69 72										
112	A	Detroit	66 76	60	A	Marquette	61 77										
145	H	Wright St.	56 67	339	H	Chicago St.	81 43										
216	A	Valparaiso	52 44	30	H	DePaul	69 87										
285	H	Ill.-Chicago	62 73	243	A	Neb. Omaha	58 65										

Non-Div I Games:

Loyola Chicago

■ Loss,
■ Non-Conf,
■ S Site,
■ H Home
■ A Away
N Neutral

Loyola Maryland

Through Games Of Sunday, February 3, 2013

Average RPI Win:	241	WON-LOST	WINNING	LAST 10	STRENGTH OF	OPP. STRENGTH	TEAM	ADJ.	CONF.	ADJ CONF.
Average RPI Loss:	153	RECORD	PCT. RANK	GAMES	SCHEDULE	OF SCHEDULE	RPI	RPI	RPI	RPI
DIV. I ONLY	9- 12	206	4- 6	150	281	214	214	26	26	
DIV. I NON-CONF.	5- 6	187	1- 1	53	263	105	105	22	22	
TOTALS	RPI 1-25	RPI 26-50	W-L RECORDS	RPI 51-100	RPI 101-150	RPI 150+				
9- 12	0- 1	0- 2	OVERALL	0- 1	1- 2	8- 6				
7- 3	0- 1	0- 0	HOME	0- 0	1- 0	6- 2				
2- 9	0- 0	0- 2	AWAY	0- 1	0- 2	2- 4				
0- 0	0- 0	0- 0	NEUTRAL	0- 0	0- 0	0- 0				
5- 6	0- 1	0- 1	NON-CONFERENCE	0- 1	1- 2	4- 1				
3- 1	0- 1	0- 0	HOME	0- 0	1- 0	2- 0				
2- 5	0- 0	0- 1	AWAY	0- 1	0- 2	2- 1				
0- 0	0- 0	0- 0	NEUTRAL	0- 0	0- 0	0- 0				
4- 6	0- 0	0- 1	CONFERENCE	0- 0	0- 0	4- 5				
4- 2	0- 0	0- 0	HOME	0- 0	0- 0	4- 2				
0- 4	0- 0	0- 1	AWAY	0- 0	0- 0	0- 3				
0- 0	0- 0	0- 0	NEUTRAL	0- 0	0- 0	0- 0				

RPI 1-25				RPI 26-50				RPI 51-100				RPI 101+ Team's RPI: 214			
RPI	S	Opponent	Score	RPI	S	Opponent	Score	RPI	S	Opponent	Score	RPI	S	Opponent	Score
8	H	Maryland	45 88	36	A	Syracuse	48 83	85	A	Hartford	50 64	105	H	American	55 53
				49	A	Marist	38 67					120	A	Howard	37 40
												137	A	Navy	60 71
												159	A	Fairfield	54 64
												177	H	Iona	64 43
												195	A	Pittsburgh	47 57
												199	A	Army	53 47
												217	H	Rider	74 81
												236	H	Lehigh	60 48
												240	H	Niagara	71 68
												245	H	Canisius	46 60
												266	A	Siena	52 62
												266	H	Siena	53 37
												299	H	Towson	52 44
												310	A	UMBC	68 55
												318	A	Manhattan	50 62
												333	H	Saint Peter's	56 47
LAST 12 Division I GAMES:															
266	H	Siena	53 37	217	H	Rider	74 81								
240	H	Niagara	71 68	49	A	Marist	38 67								
177	H	Iona	64 43	333	H	Saint Peter's	56 47								
245	H	Canisius	46 60	159	A	Fairfield	54 64								
266	A	Siena	52 62	199	A	Army	53 47								
318	A	Manhattan	50 62	36	A	Syracuse	48 83								

Non-Div I Games:

Loyola Maryland

Loss, Non-Conf, S Site, H Home A Away N Neutral

Average RPI Win:	204	WON-LOST	WINNING	LAST 10	STRENGTH OF	OPP. STRENGTH	TEAM	ADJ.	CONF.	ADJ CONF.
Average RPI Loss:	104	RECORD	PCT. RANK	GAMES	SCHEDULE	OF SCHEDULE	RPI	RPI	RPI	RPI
DIV. I ONLY	8- 14	246	2- 8	109	88	213	213	7	7	
DIV. I NON-CONF.	6- 7	182	1- 2	110	100	162	162	7	7	
TOTALS	RPI 1-25	RPI 26-50	W-L RECORDS	RPI 51-100	RPI 101-150	RPI 150+				
8- 14	0- 2	0- 2	OVERALL	0- 4	0- 2	8- 4				
7- 3	0- 0	0- 1	HOME	0- 0	0- 0	7- 2				
0- 10	0- 1	0- 1	AWAY	0- 4	0- 2	0- 2				
1- 1	0- 1	0- 0	NEUTRAL	0- 0	0- 0	1- 0				
6- 7	0- 2	0- 0	NON-CONFERENCE	0- 2	0- 1	6- 2				
5- 1	0- 0	0- 0	HOME	0- 0	0- 0	5- 1				
0- 5	0- 1	0- 0	AWAY	0- 2	0- 1	0- 1				
1- 1	0- 1	0- 0	NEUTRAL	0- 0	0- 0	1- 0				
2- 7	0- 0	0- 2	CONFERENCE	0- 2	0- 1	2- 2				
2- 2	0- 0	0- 1	HOME	0- 0	0- 0	2- 1				
0- 5	0- 0	0- 1	AWAY	0- 2	0- 1	0- 1				
0- 0	0- 0	0- 0	NEUTRAL	0- 0	0- 0	0- 0				

RPI 1-25				RPI 26-50				RPI 51-100				RPI 101+ Team's RPI: 213			
RPI	S	Opponent	Score	RPI	S	Opponent	Score	RPI	S	Opponent	Score	RPI	S	Opponent	Score
15	A	UCLA	66 86	37	H	St. Mary's (CA)	77 84	67	A	Wyoming	68 84	109	A	Cal Poly	71 84
25	N	Iowa St.	33 55	50	A	Gonzaga	57 79	71	A	UTEP	51 79	119	A	Santa Clara	54 58
								72	A	BYU	53 72	157	H	UC Santa Barbara	69 76
								83	A	San Diego	78 88	165	H	Long Beach St.	58 52
												166	H	Utah St.	98 81
												178	H	San Francisco	65 50
												180	H	Oregon St.	73 62
												196	N	Tulsa	75 74
												201	A	Portland	63 65
												201	H	Portland	59 63
												220	H	Pepperdine	65 47
												242	H	Colorado St.	69 52
												254	A	New Mexico St.	76 77
												283	H	Cal St. Fullerton	85 73
LAST 12 Division I GAMES:															
201	A	Portland	63 65	119	A	Santa Clara	54 58								
50	A	Gonzaga	57 79	37	H	St. Mary's (CA)	77 84								
72	A	BYU	53 72	220	H	Pepperdine	65 47								
201	H	Portland	59 63	67	A	Wyoming	68 84								
178	H	San Francisco	65 50	109	A	Cal Poly	71 84								
83	A	San Diego	78 88	180	H	Oregon St.	73 62								

Non-Div I Games:

Loyola Marymount

■ Loss,
 ■ Non-Conf,
 ■ S Site,
 ■ H Home
 ■ A Away
 N Neutral

Average RPI Win: 233	WON-LOST	WINNING	LAST 10	STRENGTH OF	OPP. STRENGTH	TEAM	ADJ.	CONF.	ADJ CONF.
Average RPI Loss: 199	RECORD	PCT. RANK	GAMES	SCHEDULE	OF SCHEDULE	RPI	RPI	RPI	RPI
DIV. I ONLY	2- 20	336	1- 9	254	266	334	334	23	23
DIV. I NON-CONF.	1- 12	331	0- 3	252	233	329	329	25	25
TOTALS	RPI 1-25	RPI 26-50	W-L RECORDS	RPI 51-100	RPI 101-150	RPI 150+			
2- 20	0- 0	0- 1	OVERALL	0- 7	0- 0	2- 12			
1- 6	0- 0	0- 1	HOME	0- 2	0- 0	1- 3			
0- 11	0- 0	0- 0	AWAY	0- 2	0- 0	0- 0			
1- 3	0- 0	0- 0	NEUTRAL	0- 1	0- 0	1- 2			
1- 12	0- 0	0- 1	NON-CONFERENCE	0- 4	0- 0	1- 7			
0- 2	0- 0	0- 1	HOME	0- 0	0- 0	0- 1			
0- 7	0- 0	0- 0	AWAY	0- 3	0- 0	0- 4			
1- 3	0- 0	0- 0	NEUTRAL	0- 1	0- 0	1- 2			
1- 8	0- 0	0- 0	CONFERENCE	0- 3	0- 0	1- 5			
1- 4	0- 0	0- 0	HOME	0- 2	0- 0	1- 2			
0- 4	0- 0	0- 0	AWAY	0- 1	0- 0	0- 3			
0- 0	0- 0	0- 0	NEUTRAL	0- 0	0- 0	0- 0			

RPI	S	Opponent	Score	RPI	S	Opponent	Score	RPI	S	Opponent	Score	RPI	S	Opponent	Score	Team's RPI: 334
36	H	Syracuse	44	68	61	H	Boston U.	54	85	204	H	Stony Brook	67	51		
					63	A	Minnesota	60	77	235	A	VCU	47	82		
					66	A	FGCU	49	79	235	H	VCU	58	74		
					85	H	Hartford	37	52	252	A	New Hampshire	54	61		
					88	N	Auburn	41	71	261	N	UNLV	74	67		
					91	A	James Madison	34	88	266	A	Siena	50	53		
					94	A	Albany (NY)	39	71	286	A	Vermont	53	61		
										290	N	Rhode Island	38	51		
										296	A	Bryant	40	44		
										299	A	Towson	64	69		
										305	H	Binghamton	65	67		
										310	A	UMBC	50	54		
										310	H	UMBC	79	86		
										320	N	Wofford	76	79		
LAST 12 Division I GAMES:																
310	H	UMBC	79	86	94	A	Albany (NY)	39	71							
252	A	New Hampshire	54	61	85	H	Hartford	37	52							
204	H	Stony Brook	67	51	310	A	UMBC	50	54							
286	A	Vermont	53	61	235	A	VCU	47	82							
305	H	Binghamton	65	67	299	A	Towson	64	69							
61	H	Boston U.	54	85	91	A	James Madison	34	88							

Non-Div I Games:

Maine

Average RPI Win:	265	WON-LOST	WINNING	LAST 10	STRENGTH OF	OPP. STRENGTH	TEAM	ADJ.	CONF.	ADJ CONF.
Average RPI Loss:	202	RECORD	PCT. RANK	GAMES	SCHEDULE	OF SCHEDULE	RPI	RPI	RPI	RPI
DIV. I ONLY	6- 15	287	3- 7	306	307	318	318	26	26	
DIV. I NON-CONF.	3- 8	274	1- 1	228	332	318	318	22	22	
TOTALS	RPI 1-25	RPI 26-50	W-L RECORDS	RPI 51-100	RPI 101-150	RPI 150+				
6- 15	0- 0	0- 1	OVERALL	0- 1	0- 1	6- 12				
5- 7	0- 0	0- 1	HOME	0- 0	0- 0	5- 6				
1- 8	0- 0	0- 0	AWAY	0- 1	0- 1	1- 6				
0- 0	0- 0	0- 0	NEUTRAL	0- 0	0- 0	0- 0				
3- 8	0- 0	0- 0	NON-CONFERENCE	0- 1	0- 1	3- 6				
3- 4	0- 0	0- 0	HOME	0- 0	0- 0	3- 4				
0- 4	0- 0	0- 0	AWAY	0- 1	0- 1	0- 2				
0- 0	0- 0	0- 0	NEUTRAL	0- 0	0- 0	0- 0				
3- 7	0- 0	0- 1	CONFERENCE	0- 0	0- 0	3- 6				
2- 3	0- 0	0- 1	HOME	0- 0	0- 0	2- 2				
1- 4	0- 0	0- 0	AWAY	0- 0	0- 0	1- 4				
0- 0	0- 0	0- 0	NEUTRAL	0- 0	0- 0	0- 0				

RPI S	Opponent	Score	RPI S	Opponent	Score	RPI S	Opponent	Score	RPI S	Opponent	Score	Team's RPI: 318
			49 H	Marist	39 60	81 A	Fordham	45 55	124 A	Sacred Heart	38 55	
									159 A	Fairfield	50 76	
									174 H	Holy Cross	52 60	
									177 A	Iona	46 76	
									199 H	Army	49 54	
									214 H	Loyola Maryland	62 50	
									217 A	Rider	57 60	
									217 H	Rider	41 48	
									228 A	Monmouth	43 58	
									234 H	Fairleigh Dickinson	47 53	
									235 H	VCU	68 63	
									245 H	Canisius	54 51	
									263 H	Oakland	47 43	
									266 A	Siena	55 62	
									271 A	Cornell	60 70	
									298 H	Ohio	58 49	
									299 H	Towson	60 63	
									333 A	Saint Peter's	73 66	
									333 H	Saint Peter's	49 60	
LAST 12 Division I GAMES:												
			245 H	Canisius	54 51	266 A	Siena	55 62				
			217 A	Rider	57 60	177 A	Iona	46 76				
			333 H	Saint Peter's	49 60	217 H	Rider	41 48				
			49 H	Marist	39 60	333 A	Saint Peter's	73 66				
			159 A	Fairfield	50 76	228 A	Monmouth	43 58				
			214 H	Loyola Maryland	62 50	298 H	Ohio	58 49				

Non-Div I Games:

Manhattan

■ Loss,
 ■ Non-Conf,
 ■ S Site,
 ■ H Home
 ■ A Away
 N Neutral

Average RPI Win:	214	WON-LOST	WINNING	LAST 10	STRENGTH OF	OPP. STRENGTH	TEAM	ADJ.	CONF.	ADJ CONF.
Average RPI Loss:	33	RECORD	PCT. RANK	GAMES	SCHEDULE	OF SCHEDULE	RPI	RPI	RPI	RPI
DIV. I ONLY	15- 6	58	10- 0	74	119	49	49	26	26	
DIV. I NON-CONF.	5- 6	187	1- 1	5	9	58	58	22	22	
TOTALS	RPI 1-25	RPI 26-50	W-L RECORDS	RPI 51-100	RPI 101-150	RPI 150+				
15- 6	1- 3	0- 1	OVERALL	0- 2	1- 0	13- 0				
8- 1	1- 0	0- 0	HOME	0- 1	1- 0	6- 0				
6- 3	0- 1	0- 1	AWAY	0- 1	0- 0	6- 0				
1- 2	0- 2	0- 0	NEUTRAL	0- 0	0- 0	1- 0				
5- 6	1- 3	0- 1	NON-CONFERENCE	0- 2	1- 0	3- 0				
3- 1	1- 0	0- 0	HOME	0- 1	1- 0	1- 0				
1- 3	0- 1	0- 1	AWAY	0- 1	0- 0	1- 0				
1- 2	0- 2	0- 0	NEUTRAL	0- 0	0- 0	1- 0				
10- 0	0- 0	0- 0	CONFERENCE	0- 0	0- 0	10- 0				
5- 0	0- 0	0- 0	HOME	0- 0	0- 0	5- 0				
5- 0	0- 0	0- 0	AWAY	0- 0	0- 0	5- 0				
0- 0	0- 0	0- 0	NEUTRAL	0- 0	0- 0	0- 0				

RPI 1-25				RPI 26-50				Team's RPI: 49	RPI 51-100				RPI 101+			
RPI	S	Opponent	Score	RPI	S	Opponent	Score		RPI	S	Opponent	Score	RPI	S	Opponent	Score
2	N	Connecticut	39 81	27	A	Oklahoma	55 68		61	H	Boston U.	56 62	132	H	Hofstra	85 70
9	N	Purdue	50 71						85	A	Hartford	53 64	153	N	Wake Forest	81 66
12	A	Kentucky	56 78										159	H	Fairfield	61 56
21	H	Princeton	56 45										177	H	Iona	69 55
													209	A	Yale	62 50
													214	H	Loyola Maryland	67 38
													217	A	Rider	62 47
													240	A	Niagara	71 51
													245	A	Canisius	51 41
													245	H	Canisius	54 40
													266	H	Siena	75 64
													286	H	Vermont	66 45
													318	A	Manhattan	60 39
													333	A	Saint Peter's	68 49
LAST 12 Division I GAMES:																
333	A	Saint Peter's	68 49	177	H	Iona	69 55									
245	H	Canisius	54 40	214	H	Loyola Maryland	67 38									
266	H	Siena	75 64	159	H	Fairfield	61 56									
318	A	Manhattan	60 39	217	A	Rider	62 47									
240	A	Niagara	71 51	12	A	Kentucky	56 78									
245	A	Canisius	51 41	209	A	Yale	62 50									

Non-Div I Games:

Marist

■ Loss,
 ■ Non-Conf, S Site,
 ■ Home
 ■ Away
 N Neutral

Average RPI Win:	145	WON-LOST	WINNING	LAST 10	STRENGTH OF	OPP. STRENGTH	TEAM	ADJ.	CONF.	ADJ CONF.
Average RPI Loss:	41	RECORD	PCT. RANK	GAMES	SCHEDULE	OF SCHEDULE	RPI	RPI	RPI	RPI
DIV. I ONLY	11- 10	152	5- 5	9	43	60	60	3	3	
DIV. I NON-CONF.	8- 5	114	4- 0	29	33	53	53	3	3	
TOTALS	RPI 1-25	RPI 26-50	W-L RECORDS	RPI 51-100	RPI 101-150	RPI 150+				
11- 10	0- 4	1- 3	OVERALL	3- 3	2- 0	5- 0				
6- 6	0- 3	1- 3	HOME	1- 0	2- 0	2- 0				
4- 4	0- 1	0- 0	AWAY	2- 3	0- 0	2- 0				
1- 0	0- 0	0- 0	NEUTRAL	0- 0	0- 0	1- 0				
8- 5	0- 2	0- 1	NON-CONFERENCE	3- 2	2- 0	3- 0				
5- 2	0- 1	0- 1	HOME	1- 0	2- 0	2- 0				
2- 3	0- 1	0- 0	AWAY	2- 2	0- 0	0- 0				
1- 0	0- 0	0- 0	NEUTRAL	0- 0	0- 0	1- 0				
3- 5	0- 2	1- 2	CONFERENCE	0- 1	0- 0	2- 0				
1- 4	0- 2	1- 2	HOME	0- 0	0- 0	0- 0				
2- 1	0- 0	0- 0	AWAY	0- 1	0- 0	2- 0				
0- 0	0- 0	0- 0	NEUTRAL	0- 0	0- 0	0- 0				

RPI 1-25				RPI 26-50				RPI 51-100 Team's RPI: 60				RPI 101+			
RPI	S	Opponent	Score	RPI	S	Opponent	Score	RPI	S	Opponent	Score	RPI	S	Opponent	Score
2	H	Connecticut	51 85	30	H	DePaul	70 66	54	A	Central Mich.	78 74	103	H	Butler	73 62
13	A	Texas A&M	64 84	36	H	Syracuse	79 92	62	A	South Fla.	48 58	137	H	Navy	73 65
19	H	Green Bay	46 55	46	H	Toledo	71 82	69	A	Georgia Tech	72 76	170	H	Dartmouth	70 52
23	H	Louisville	63 64	48	H	Rutgers	54 72	70	A	South Dakota St.	77 74	195	A	Pittsburgh	74 65
								81	H	Fordham	51 48	233	A	Seton Hall	56 53
								89	A	Wisconsin	68 71	249	N	Marshall	67 46
												275	H	Loyola Chicago	77 61
LAST 12 Division I GAMES:															
30	H	DePaul	70 66	2	H	Connecticut	51 85								
48	H	Rutgers	54 72	36	H	Syracuse	79 92								
62	A	South Fla.	48 58	54	A	Central Mich.	78 74								
23	H	Louisville	63 64	275	H	Loyola Chicago	77 61								
195	A	Pittsburgh	74 65	170	H	Dartmouth	70 52								
233	A	Seton Hall	56 53	137	H	Navy	73 65								

Non-Div I Games:

Marquette

■ Loss,
 ■ Non-Conf, S Site,
 ■ Home
 ■ Away
 N Neutral

Average RPI Win: 222	WON-LOST	WINNING	LAST 10	STRENGTH OF	OPP. STRENGTH	TEAM	ADJ.	CONF.	ADJ CONF.
Average RPI Loss: 163	RECORD	PCT. RANK	GAMES	SCHEDULE	OF SCHEDULE	RPI	RPI	RPI	RPI
DIV. I ONLY	7- 13	254	2- 8	146	250	249	249	9	9
DIV. I NON-CONF.	6- 7	182	2- 3	212	293	227	227	10	10
TOTALS	RPI 1-25	RPI 26-50	W-L RECORDS	RPI 51-100	RPI 101-150	RPI 150+			
7- 13	0- 0	0- 1	OVERALL	0- 2	1- 3	6- 7			
4- 5	0- 0	0- 0	HOME	0- 1	1- 0	3- 4			
1- 5	0- 0	0- 0	AWAY	0- 0	0- 3	1- 2			
2- 3	0- 0	0- 1	NEUTRAL	0- 1	0- 0	2- 1			
6- 7	0- 0	0- 1	NON-CONFERENCE	0- 1	0- 2	6- 3			
3- 2	0- 0	0- 0	HOME	0- 0	0- 0	3- 2			
1- 2	0- 0	0- 0	AWAY	0- 0	0- 2	1- 0			
2- 3	0- 0	0- 1	NEUTRAL	0- 1	0- 0	2- 1			
1- 6	0- 0	0- 0	CONFERENCE	0- 1	1- 1	0- 4			
1- 3	0- 0	0- 0	HOME	0- 1	1- 0	0- 2			
0- 3	0- 0	0- 0	AWAY	0- 0	0- 1	0- 2			
0- 0	0- 0	0- 0	NEUTRAL	0- 0	0- 0	0- 0			

RPI S	Opponent	Score	RPI S	Opponent	Score	RPI S	Opponent	Score	RPI S	Opponent	Score	Team's RPI: 249
43 N	West Virginia	48 64	60 N	Marquette	46 67	101 A	East Carolina	47 54	128 H	Memphis	55 54	
			99 H	Tulane	57 67	137 A	Navy	51 67	138 A	Indiana St.	49 55	
						161 H	UAB	45 61	185 A	Southern Miss.	46 48	
						189 N	Presbyterian	59 51	191 H	Houston	63 71	
						194 H	Tennessee Tech	60 67	196 A	Tulsa	49 67	
						218 H	Furman	52 46	226 H	Radford	65 63	
						232 H	Ball St.	70 45	259 N	Southern U.	57 47	
						298 H	Ohio	48 55	301 A	Southern Ill.	70 66	
						316 N	Jackson St.	63 67				
LAST 12 Division I GAMES:												
128 H	Memphis	55 54	185 A	Southern Miss.	46 48	137 A	Navy	51 67	194 H	Tennessee Tech	60 67	
101 A	East Carolina	47 54	218 H	Furman	52 46	298 H	Ohio	48 55	301 A	Southern Ill.	70 66	
161 H	UAB	45 61										
191 H	Houston	63 71										
196 A	Tulsa	49 67										
99 H	Tulane	57 67										

Non-Div I Games:

Marshall

Maryland

Average RPI Win:	125	WON-LOST	WINNING	LAST 10	STRENGTH OF	OPP. STRENGTH	TEAM	ADJ.	CONF.	ADJ CONF.
Average RPI Loss:	21	RECORD	PCT. RANK	GAMES	SCHEDULE	OF SCHEDULE	RPI	RPI	RPI	RPI
DIV. I ONLY	18- 3	15	9- 1	25	22	8	8	5	5	
DIV. I NON-CONF.	9- 2	34	3- 0	33	85	11	11	4	4	

TOTALS	RPI 1-25	RPI 26-50	W-L RECORDS	RPI 51-100	RPI 101-150	RPI 150+
18- 3	3- 2	2- 1	OVERALL	4- 0	3- 0	6- 0
11- 0	2- 0	1- 0	HOME	3- 0	2- 0	3- 0
7- 3	1- 2	1- 1	AWAY	1- 0	1- 0	3- 0
0- 0	0- 0	0- 0	NEUTRAL	0- 0	0- 0	0- 0
9- 2	1- 1	1- 1	NON-CONFERENCE	1- 0	1- 0	5- 0
5- 0	0- 0	0- 0	HOME	1- 0	1- 0	3- 0
4- 2	1- 1	1- 1	AWAY	0- 0	0- 0	2- 0
0- 0	0- 0	0- 0	NEUTRAL	0- 0	0- 0	0- 0
9- 1	2- 1	1- 0	CONFERENCE	3- 0	2- 0	1- 0
6- 0	2- 0	1- 0	HOME	2- 0	1- 0	0- 0
3- 1	0- 1	0- 0	AWAY	1- 0	1- 0	1- 0
0- 0	0- 0	0- 0	NEUTRAL	0- 0	0- 0	0- 0

RPI S	Opponent	Score	RPI S	Opponent	Score	RPI S	Opponent	Score	RPI S	Opponent	Score
2	A Connecticut	48 63	26	A Nebraska	90 71	55	H Virginia	79 55	105	H American	94 54
17	A North Carolina	57 60	42	H Miami (FL)	84 62	69	A Georgia Tech	66 57	115	H North Carolina St.	82 62
17	H North Carolina	85 59	45	A Saint Joseph's	49 50	85	H Hartford	72 40	130	A Virginia Tech	74 45
18	H Florida St.	71 64				98	H Boston College	85 62	152	A Clemson	80 40
24	A Delaware	69 53							214	A Loyola Maryland	88 45
									238	H Mt. St. Mary's	88 47
									268	H George Mason	90 40
									294	H Brown	76 36
									299	A Towson	88 43

LAST 12 Division I GAMES:

98	H Boston College	85 62	42	H Miami (FL)	84 62
152	A Clemson	80 40	18	H Florida St.	71 64
17	H North Carolina	85 59	17	A North Carolina	57 60
69	A Georgia Tech	66 57	85	H Hartford	72 40
115	H North Carolina St.	82 62	294	H Brown	76 36
130	A Virginia Tech	74 45	24	A Delaware	69 53

Non-Div I Games:

Maryland

Loss, Non-Conf, S Site, H Home A Away N Neutral

Massachusetts

Through Games Of Sunday, February 3, 2013

Average RPI Win:	270	WON-LOST	WINNING	LAST 10	STRENGTH OF	OPP. STRENGTH	TEAM	ADJ.	CONF.	ADJ CONF.
Average RPI Loss:	127	RECORD	PCT. RANK	GAMES	SCHEDULE	OF SCHEDULE	RPI	RPI	RPI	RPI
DIV. I ONLY	3- 19	328	1- 9	86	171	284	284	8	8	
DIV. I NON-CONF.	2- 13	318	0- 5	108	232	274	274	8	8	
TOTALS	RPI 1-25	RPI 26-50	W-L RECORDS	RPI 51-100	RPI 101-150	RPI 150+				
3- 19	0- 2	0- 0	OVERALL	0- 6	0- 4	3- 7				
2- 9	0- 0	0- 0	HOME	0- 3	0- 2	2- 4				
1- 10	0- 2	0- 0	AWAY	0- 3	0- 2	1- 3				
0- 0	0- 0	0- 0	NEUTRAL	0- 0	0- 0	0- 0				
2- 13	0- 1	0- 0	NON-CONFERENCE	0- 5	0- 2	2- 5				
1- 6	0- 0	0- 0	HOME	0- 3	0- 0	1- 3				
1- 7	0- 1	0- 0	AWAY	0- 2	0- 2	1- 2				
0- 0	0- 0	0- 0	NEUTRAL	0- 0	0- 0	0- 0				
1- 6	0- 1	0- 0	CONFERENCE	0- 1	0- 2	1- 2				
1- 3	0- 0	0- 0	HOME	0- 0	0- 2	1- 1				
0- 3	0- 1	0- 0	AWAY	0- 1	0- 0	0- 1				
0- 0	0- 0	0- 0	NEUTRAL	0- 0	0- 0	0- 0				

RPI 1-25				RPI 26-50				RPI 51-100				RPI 101+ Team's RPI: 284			
RPI	S	Opponent	Score	RPI	S	Opponent	Score	RPI	S	Opponent	Score	RPI	S	Opponent	Score
4	A	Notre Dame	50 94					61	A	Boston U.	50 73	103	H	Butler	61 75
20	A	Dayton	44 83					64	H	Quinnipiac	72 81	107	H	Temple	54 66
								81	A	Fordham	57 69	123	A	Northeastern	51 78
								85	H	Hartford	65 71	134	A	Miami (OH)	40 50
								86	H	Bowling Green	61 64	170	H	Dartmouth	55 57
								95	A	Harvard	59 85	174	H	Holy Cross	59 63
												179	H	La Salle	57 68
												181	H	George Washington	62 58
												200	A	St. Bonaventure	49 61
												211	A	Central Conn. St.	69 78
												255	A	Ole Miss	59 71
												266	H	Siena	51 57
												298	A	Ohio	65 61
												331	H	Kent St.	83 53
LAST 12 Division I GAMES:															
107	H	Temple	54 66	181	H	George Washington	62 58								
179	H	La Salle	57 68	170	H	Dartmouth	55 57								
20	A	Dayton	44 83	95	A	Harvard	59 85								
103	H	Butler	61 75	266	H	Siena	51 57								
200	A	St. Bonaventure	49 61	123	A	Northeastern	51 78								
81	A	Fordham	57 69	86	H	Bowling Green	61 64								

Non-Div I Games:

Massachusetts

Loss, Non-Conf, S Site, H Home A Away N Neutral

Average RPI Win: 221	WON-LOST	WINNING	LAST 10	STRENGTH OF	OPP. STRENGTH	TEAM	ADJ.	CONF.	ADJ CONF.
Average RPI Loss: 141	RECORD	PCT. RANK	GAMES	SCHEDULE	OF SCHEDULE	RPI	RPI	RPI	RPI
DIV. I ONLY	10- 9	147	7- 3	174	217	147	147	21	21
DIV. I NON-CONF.	3- 6	242	1- 1	104	95	177	177	20	20
TOTALS	RPI 1-25	RPI 26-50	W-L RECORDS	RPI 51-100	RPI 101-150	RPI 150+			
10- 9	0- 0	0- 1	OVERALL	0- 2	2- 2	8- 4			
6- 2	0- 0	0- 0	HOME	0- 0	1- 1	5- 1			
3- 7	0- 0	0- 1	AWAY	0- 2	1- 1	2- 3			
1- 0	0- 0	0- 0	NEUTRAL	0- 0	0- 0	1- 0			
3- 6	0- 0	0- 1	NON-CONFERENCE	0- 2	0- 1	3- 2			
2- 0	0- 0	0- 0	HOME	0- 0	0- 0	2- 0			
0- 6	0- 0	0- 1	AWAY	0- 2	0- 1	0- 2			
1- 0	0- 0	0- 0	NEUTRAL	0- 0	0- 0	1- 0			
7- 3	0- 0	0- 0	CONFERENCE	0- 0	2- 1	5- 2			
4- 2	0- 0	0- 0	HOME	0- 0	1- 1	3- 1			
3- 1	0- 0	0- 0	AWAY	0- 0	1- 0	2- 1			
0- 0	0- 0	0- 0	NEUTRAL	0- 0	0- 0	0- 0			

RPI S	Opponent	Score	RPI S	Opponent	Score	RPI S	Opponent	Score	RPI S	Opponent	Score	Team's RPI: 147
34	A Vanderbilt	71 82	53	A LSU	75 82	116	A Rice	51 60	126	H Sam Houston St.	62 58	
			99	A Tulane	63 69	131	H Lamar	53 57	141	A Oral Roberts	72 71	
						164	A Louisiana Tech	50 52	185	A Southern Miss.	59 68	
						187	H Texas Southern	59 42	191	H Houston	76 72	
						193	H Nicholls St.	61 78	227	A Stephen F. Austin	74 57	
						227	H Stephen F. Austin	66 60	230	A Central Ark.	77 61	
						255	N Ole Miss	80 75	293	A Northwestern St.	62 64	
						293	H Northwestern St.	80 54	336	H A&M-Corpus Christi	68 39	
LAST 12 Division I GAMES:												
293	H Northwestern St.	80 54	336	H A&M-Corpus Christi	68 39							
227	H Stephen F. Austin	66 60	193	H Nicholls St.	61 78							
141	A Oral Roberts	72 71	227	A Stephen F. Austin	74 57							
230	A Central Ark.	77 61	293	A Northwestern St.	62 64							
131	H Lamar	53 57	99	A Tulane	63 69							
126	H Sam Houston St.	62 58	255	N Ole Miss	80 75							

Non-Div I Games: Centenary (LA) 90 33 Talladega 79 59

McNeese St.

Loss, Non-Conf, S Site, H Home A Away N Neutral

Average RPI Win:	185	WON-LOST	WINNING	LAST 10	STRENGTH OF	OPP. STRENGTH	TEAM	ADJ.	CONF.	ADJ CONF.
Average RPI Loss:	153	RECORD	PCT. RANK	GAMES	SCHEDULE	OF SCHEDULE	RPI	RPI	RPI	RPI
DIV. I ONLY	13- 9	117	6- 4	164	132	128	128	9	9	
DIV. I NON-CONF.	9- 5	97	4- 0	224	137	145	145	10	10	
<hr/>										
TOTALS	RPI 1-25	RPI 26-50	W-L RECORDS	RPI 51-100	RPI 101-150	RPI 150+				
13- 9	0- 0	0- 1	OVERALL	2- 3	3- 0	8- 5				
8- 4	0- 0	0- 0	HOME	1- 2	3- 0	4- 2				
5- 5	0- 0	0- 1	AWAY	1- 1	0- 0	4- 3				
0- 0	0- 0	0- 0	NEUTRAL	0- 0	0- 0	0- 0				
9- 5	0- 0	0- 1	NON-CONFERENCE	2- 2	1- 0	6- 2				
5- 3	0- 0	0- 0	HOME	1- 2	1- 0	3- 1				
4- 2	0- 0	0- 1	AWAY	1- 0	0- 0	3- 1				
0- 0	0- 0	0- 0	NEUTRAL	0- 0	0- 0	0- 0				
4- 4	0- 0	0- 0	CONFERENCE	0- 1	2- 0	2- 3				
3- 1	0- 0	0- 0	HOME	0- 0	2- 0	1- 1				
1- 3	0- 0	0- 0	AWAY	0- 1	0- 0	1- 2				
0- 0	0- 0	0- 0	NEUTRAL	0- 0	0- 0	0- 0				

RPI 1-25				RPI 26-50				RPI 51-100				RPI 101+				Team's RPI: 128
RPI	S	Opponent	Score	RPI	S	Opponent	Score	RPI	S	Opponent	Score	RPI	S	Opponent	Score	
				41	A	Middle Tenn.	68 82	57	H	Illinois	65 73	101	H	East Carolina	66 56	
								75	H	Missouri	72 69	116	H	Rice	64 60	
								92	A	Illinois St.	76 74	145	H	Wright St.	109 68	
								99	A	Tulane	62 72	160	H	UCF	65 70	
								100	H	UALR	44 56	161	A	UAB	63 55	
												168	A	Saint Louis	65 58	
												185	H	Southern Miss.	63 57	
												191	A	Houston	74 77	
												194	H	Tennessee Tech	73 64	
												233	A	Seton Hall	65 58	
												237	A	East Tenn. St.	73 83	
												244	H	Prairie View	58 70	
												249	A	Marshall	54 55	
												306	H	Alabama A&M	80 57	
												307	A	Texas-Arlington	89 76	
												321	H	Grambling	92 42	
LAST 12 Division I GAMES:																
				249	A	Marshall	54 55	185	H	Southern Miss.	63 57					
				116	H	Rice	64 60	191	A	Houston	74 77					
				160	H	UCF	65 70	145	H	Wright St.	109 68					
				161	A	UAB	63 55	194	H	Tennessee Tech	73 64					
				99	A	Tulane	62 72	75	H	Missouri	72 69					
				101	H	East Carolina	66 56	233	A	Seton Hall	65 58					

Non-Div I Games:

Memphis

Average RPI Win:	284	WON-LOST	WINNING	LAST 10	STRENGTH OF	OPP. STRENGTH	TEAM	ADJ.	CONF.	ADJ CONF.
Average RPI Loss:	80	RECORD	PCT. RANK	GAMES	SCHEDULE	OF SCHEDULE	RPI	RPI	RPI	RPI
DIV. I ONLY	13- 7	85	8- 2	270	251	139	139	28	28	
DIV. I NON-CONF.	6- 5	146	1- 2	207	157	136	136	28	28	
TOTALS	RPI 1-25	RPI 26-50	W-L RECORDS	RPI 51-100	RPI 101-150	RPI 150+				
13- 7	0- 3	0- 0	OVERALL	1- 1	0- 2	12- 1				
6- 3	0- 0	0- 0	HOME	1- 1	0- 2	5- 0				
7- 4	0- 3	0- 0	AWAY	0- 0	0- 0	7- 1				
0- 0	0- 0	0- 0	NEUTRAL	0- 0	0- 0	0- 0				
6- 5	0- 3	0- 0	NON-CONFERENCE	1- 0	0- 1	5- 1				
3- 1	0- 0	0- 0	HOME	1- 0	0- 1	2- 0				
3- 4	0- 3	0- 0	AWAY	0- 0	0- 0	3- 1				
0- 0	0- 0	0- 0	NEUTRAL	0- 0	0- 0	0- 0				
7- 2	0- 0	0- 0	CONFERENCE	0- 1	0- 1	7- 0				
3- 2	0- 0	0- 0	HOME	0- 1	0- 1	3- 0				
4- 0	0- 0	0- 0	AWAY	0- 0	0- 0	4- 0				
0- 0	0- 0	0- 0	NEUTRAL	0- 0	0- 0	0- 0				

RPI S	Opponent	Score	RPI S	Opponent	Score	RPI S	Opponent	Score	RPI S	Opponent	Score	Team's RPI: 139
4	A Notre Dame	36 93				66	H FGCU	41 70	106	H Stetson	41 74	
16	A Georgia	38 80				96	H Davidson	46 43	135	H High Point	57 62	
18	A Florida St.	42 94							218	A Furman	64 73	
									237	H East Tenn. St.	79 64	
									239	A Northern Ky.	77 67	
									247	A North Florida	56 43	
									278	H USC Upstate	72 55	
									309	A Jacksonville	72 68	
									311	A Ga. Southern	48 44	
									312	A Troy	96 90	
									325	H Alabama St.	65 55	
									328	A Kennesaw St.	71 46	
									328	H Kennesaw St.	57 36	
									335	A Lipscomb	74 70	
									341	H Jacksonville St.	63 51	
LAST 12 Division I GAMES:												
328	H Kennesaw St.	57 36	309	A Jacksonville	72 68							
239	A Northern Ky.	77 67	328	A Kennesaw St.	71 46							
335	A Lipscomb	74 70	66	H FGCU	41 70							
237	H East Tenn. St.	79 64	106	H Stetson	41 74							
278	H USC Upstate	72 55	135	H High Point	57 62							
247	A North Florida	56 43	18	A Florida St.	42 94							

Non-Div I Games: Brevard 57 50

Mercer

Average RPI Win:	146	WON-LOST	WINNING	LAST 10	STRENGTH OF	OPP. STRENGTH	TEAM	ADJ.	CONF.	ADJ CONF.
Average RPI Loss:	23	RECORD	PCT. RANK	GAMES	SCHEDULE	OF SCHEDULE	RPI	RPI	RPI	RPI
DIV. I ONLY	15- 7	75	5- 5	34	35	42	42	5	5	
DIV. I NON-CONF.	9- 2	34	2- 0	78	94	42	42	4	4	
TOTALS	RPI 1-25	RPI 26-50	W-L RECORDS	RPI 51-100	RPI 101-150	RPI 150+				
15- 7	1- 5	0- 1	OVERALL	4- 1	3- 0	7- 0				
13- 2	1- 2	0- 0	HOME	4- 0	2- 0	6- 0				
2- 5	0- 3	0- 1	AWAY	0- 1	1- 0	1- 0				
0- 0	0- 0	0- 0	NEUTRAL	0- 0	0- 0	0- 0				
9- 2	1- 1	0- 1	NON-CONFERENCE	2- 0	1- 0	5- 0				
8- 1	1- 1	0- 0	HOME	2- 0	0- 0	5- 0				
1- 1	0- 0	0- 1	AWAY	0- 0	1- 0	0- 0				
0- 0	0- 0	0- 0	NEUTRAL	0- 0	0- 0	0- 0				
6- 5	0- 4	0- 0	CONFERENCE	2- 1	2- 0	2- 0				
5- 1	0- 1	0- 0	HOME	2- 0	2- 0	1- 0				
1- 4	0- 3	0- 0	AWAY	0- 1	0- 0	1- 0				
0- 0	0- 0	0- 0	NEUTRAL	0- 0	0- 0	0- 0				

RPI 1-25				RPI 26-50				Team's RPI: 42	RPI 51-100				RPI 101+			
RPI	S	Opponent	Score	RPI	S	Opponent	Score		RPI	S	Opponent	Score	RPI	S	Opponent	Score
6	H	Tennessee	67 79	48	A	Rutgers	34 42		55	A	Virginia	52 62	102	A	Richmond	69 63
7	H	Penn St.	69 65						55	H	Virginia	58 52	115	H	North Carolina St.	79 53
8	A	Maryland	62 84						69	H	Georgia Tech	71 65	130	H	Virginia Tech	68 42
11	A	Duke	43 82						89	H	Wisconsin	67 44	152	H	Clemson	78 56
17	H	North Carolina	62 64						96	H	Davidson	67 35	153	A	Wake Forest	79 78
18	A	Florida St.	65 86										206	H	Fla. Atlantic	76 61
													211	H	Central Conn. St.	64 43
													226	H	Radford	75 58
													247	H	North Florida	77 24
													337	H	Alcorn	68 53
LAST 12 Division I GAMES:																
130	H	Virginia Tech	68 42	18	A	Florida St.	65 86									
11	A	Duke	43 82	8	A	Maryland	62 84									
17	H	North Carolina	62 64	55	H	Virginia	58 52									
153	A	Wake Forest	79 78	152	H	Clemson	78 56									
55	A	Virginia	52 62	89	H	Wisconsin	67 44									
69	H	Georgia Tech	71 65	211	H	Central Conn. St.	64 43									

Non-Div I Games:

Miami (FL)

■ Loss,
 ■ Non-Conf, S Site,
 ■ Home
 ■ Away
 N Neutral

Average RPI Win:	233	WON-LOST	WINNING	LAST 10	STRENGTH OF	OPP. STRENGTH	TEAM	ADJ.	CONF.	ADJ CONF.
Average RPI Loss:	141	RECORD	PCT. RANK	GAMES	SCHEDULE	OF SCHEDULE	RPI	RPI	RPI	RPI
DIV. I ONLY	14- 7	79	8- 2	297	138	134	134	18	18	
DIV. I NON-CONF.	8- 5	114	3- 1	170	121	116	116	16	16	
TOTALS	RPI 1-25	RPI 26-50	W-L RECORDS	RPI 51-100	RPI 101-150	RPI 150+				
14- 7	0- 1	1- 1	OVERALL	1- 1	1- 0	11- 4				
7- 2	0- 0	0- 0	HOME	0- 1	1- 0	6- 1				
6- 4	0- 1	1- 0	AWAY	1- 0	0- 0	4- 3				
1- 1	0- 0	0- 1	NEUTRAL	0- 0	0- 0	1- 0				
8- 5	0- 1	1- 1	NON-CONFERENCE	0- 1	1- 0	6- 2				
5- 1	0- 0	0- 0	HOME	0- 1	1- 0	4- 0				
2- 3	0- 1	1- 0	AWAY	0- 0	0- 0	1- 2				
1- 1	0- 0	0- 1	NEUTRAL	0- 0	0- 0	1- 0				
6- 2	0- 0	0- 0	CONFERENCE	1- 0	0- 0	5- 2				
2- 1	0- 0	0- 0	HOME	0- 0	0- 0	2- 1				
4- 1	0- 0	0- 0	AWAY	1- 0	0- 0	3- 1				
0- 0	0- 0	0- 0	NEUTRAL	0- 0	0- 0	0- 0				

RPI	S	Opponent	Score	RPI	S	Opponent	Score	RPI	S	Opponent	Score	RPI	S	Opponent	Score	Team's RPI: 134
12	A	Kentucky	53 92	29	N	Creighton	57 66	74	H	Youngstown St.	56 76	145	H	Wright St.	72 54	
				32	A	Duquesne	54 49	86	A	Bowling Green	57 54	175	A	Eastern Ky.	63 73	
												203	H	Col. of Charleston	55 42	
												215	A	Cleveland St.	75 87	
												222	H	Eastern Mich.	70 48	
												232	A	Ball St.	59 62	
												239	H	Northern Ky.	63 52	
												253	H	Buffalo	70 78	
												256	H	Robert Morris	70 56	
												270	N	Nevada	62 49	
												274	A	Western Mich.	73 47	
												284	H	Massachusetts	50 40	
												288	A	Northern Ill.	65 51	
												298	H	Ohio	78 56	
												331	A	Kent St.	76 48	
												339	A	Chicago St.	71 37	
LAST 12 Division I GAMES:																
288	A	Northern Ill.	65 51	274	A	Western Mich.	73 47									
253	H	Buffalo	70 78	232	A	Ball St.	59 62									
331	A	Kent St.	76 48	32	A	Duquesne	54 49									
86	A	Bowling Green	57 54	270	N	Nevada	62 49									
222	H	Eastern Mich.	70 48	29	N	Creighton	57 66									
298	H	Ohio	78 56	339	A	Chicago St.	71 37									

Non-Div I Games:

Miami (OH)

Michigan

Average RPI Win: 151

Average RPI Loss: 42

WON-LOST

WINNING

LAST 10

RECORD

PCT. RANK

GAMES

Through Games Of Sunday, February 3, 2013

STRENGTH OF

SCHEDULE

OPP. STRENGTH

OF SCHEDULE

TEAM

RPI

ADJ.

RPI

CONF.

RPI

ADJ CONF.

RPI

DIV. I ONLY

16- 5

40

7- 3

61

48

39

39

2

2

DIV. I NON-CONF.

11- 2

23

4- 0

100

109

34

34

2

2

TOTALS

RPI 1-25

RPI 26-50

W-L RECORDS

RPI 51-100

RPI 101-150

RPI 150+

16- 5

0- 2

1- 1

OVERALL

6- 2

1- 0

8- 0

10- 3

0- 2

0- 1

HOME

4- 0

1- 0

5- 0

6- 2

0- 0

1- 0

AWAY

2- 2

0- 0

3- 0

0- 0

0- 0

0- 0

NEUTRAL

0- 0

0- 0

0- 0

11- 2

0- 1

0- 0

NON-CONFERENCE

4- 1

1- 0

6- 0

8- 1

0- 1

0- 0

HOME

3- 0

1- 0

4- 0

3- 1

0- 0

0- 0

AWAY

1- 1

0- 0

2- 0

0- 0

0- 0

0- 0

NEUTRAL

0- 0

0- 0

0- 0

5- 3

0- 1

1- 1

CONFERENCE

2- 1

0- 0

2- 0

2- 2

0- 1

0- 1

HOME

1- 0

0- 0

1- 0

3- 1

0- 0

1- 0

AWAY

1- 1

0- 0

1- 0

0- 0

0- 0

0- 0

NEUTRAL

0- 0

0- 0

0- 0

RPI 1-25

RPI 26-50

Team's RPI: 39

RPI 51-100

RPI 101+

RPI	S	Opponent	Score
7	H	Penn St.	49 59
11	H	Duke	54 71

RPI	S	Opponent	Score
31	A	Iowa	68 64
31	H	Iowa	57 63

RPI	S	Opponent	Score
61	H	Boston U.	67 58
63	A	Minnesota	67 82
65	H	Florida	59 53
89	H	Wisconsin	54 43
90	A	Northwestern	67 53
92	A	Illinois St.	56 45
95	H	Harvard	72 61
97	A	Utah	40 59

RPI	S	Opponent	Score
112	H	Detroit	70 62
184	A	Indiana	61 43
184	H	Indiana	65 48
216	H	Valparaiso	73 32
222	A	Eastern Mich.	55 43
231	A	Xavier	62 53
233	H	Seton Hall	72 29
240	H	Niagara	82 44
274	H	Western Mich.	60 41

LAST 12 Division I GAMES:

63	A	Minnesota	67 82	31	A	Iowa	68 64
31	H	Iowa	57 63	184	H	Indiana	65 48
184	A	Indiana	61 43	240	H	Niagara	82 44
7	H	Penn St.	49 59	216	H	Valparaiso	73 32
90	A	Northwestern	67 53	274	H	Western Mich.	60 41
89	H	Wisconsin	54 43	222	A	Eastern Mich.	55 43

Michigan

Michigan

Non-Div I Games:

Michigan

■ Loss,
 ■ Non-Conf, S Site,
 ■ Home
 ■ Away
 N Neutral

Average RPI Win:	157	WON-LOST	WINNING	LAST 10	STRENGTH OF	OPP. STRENGTH	TEAM	ADJ.	CONF.	ADJ CONF.
Average RPI Loss:	16	RECORD	PCT. RANK	GAMES	SCHEDULE	OF SCHEDULE	RPI	RPI	RPI	RPI
DIV. I ONLY	17- 4	27	7- 3	87	29	35	35	2	2	
DIV. I NON-CONF.	12- 1	4	4- 0	240	54	43	43	2	2	
TOTALS	RPI 1-25	RPI 26-50	W-L RECORDS	RPI 51-100	RPI 101-150	RPI 150+				
17- 4	0- 3	2- 1	OVERALL	4- 0	3- 0	8- 0				
9- 2	0- 2	1- 0	HOME	2- 0	2- 0	4- 0				
6- 2	0- 1	0- 1	AWAY	2- 0	1- 0	3- 0				
2- 0	0- 0	1- 0	NEUTRAL	0- 0	0- 0	1- 0				
12- 1	0- 1	1- 0	NON-CONFERENCE	1- 0	3- 0	7- 0				
7- 0	0- 0	0- 0	HOME	1- 0	2- 0	4- 0				
3- 1	0- 1	0- 0	AWAY	0- 0	1- 0	2- 0				
2- 0	0- 0	1- 0	NEUTRAL	0- 0	0- 0	1- 0				
5- 3	0- 2	1- 1	CONFERENCE	3- 0	0- 0	1- 0				
2- 2	0- 2	1- 0	HOME	1- 0	0- 0	0- 0				
3- 1	0- 0	0- 1	AWAY	2- 0	0- 0	1- 0				
0- 0	0- 0	0- 0	NEUTRAL	0- 0	0- 0	0- 0				

RPI 1-25				RPI 26-50				Team's RPI: 35		RPI 51-100				RPI 101+			
RPI	S	Opponent	Score	RPI	S	Opponent	Score		RPI	S	Opponent	Score	RPI	S	Opponent	Score	
7	H	Penn St.	55 76	26	A	Nebraska	54 59		57	A	Illinois	79 75	107	H	Temple	57 47	
9	H	Purdue	62 67	31	H	Iowa	65 54		63	H	Minnesota	66 51	115	A	North Carolina St.	68 51	
20	A	Dayton	53 60	44	N	Texas Tech	50 48		90	A	Northwestern	67 62	130	H	Virginia Tech	57 29	
									94	H	Albany (NY)	67 35	180	N	Oregon St.	49 35	
													184	A	Indiana	56 46	
													222	A	Eastern Mich.	60 49	
													250	H	Milwaukee	81 50	
													256	H	Robert Morris	68 35	
													263	A	Oakland	75 43	
													280	H	IPFW	64 36	
													307	H	Texas-Arlington	83 39	
LAST 12 Division I GAMES:																	
90	A	Northwestern	67 62	7	H	Penn St.	55 76										
9	H	Purdue	62 67	63	H	Minnesota	66 51										
26	A	Nebraska	54 59	107	H	Temple	57 47										
184	A	Indiana	56 46	44	N	Texas Tech	50 48										
31	H	Iowa	65 54	180	N	Oregon St.	49 35										
57	A	Illinois	79 75	280	H	IPFW	64 36										

Non-Div I Games:

Michigan St.

■ Loss,
■ Non-Conf, S Site,
■ Home
■ Away
N Neutral

Average RPI Win:	194	WON-LOST	WINNING	LAST 10	STRENGTH OF	OPP. STRENGTH	TEAM	ADJ.	CONF.	ADJ CONF.
Average RPI Loss:	49	RECORD	PCT. RANK	GAMES	SCHEDULE	OF SCHEDULE	RPI	RPI	RPI	RPI
DIV. I ONLY	17- 5	36	10- 0	102	110	41	41	12	12	
DIV. I NON-CONF.	5- 4	141	0- 0	79	52	75	75	13	13	
TOTALS	RPI 1-25	RPI 26-50	W-L RECORDS	RPI 51-100	RPI 101-150	RPI 150+				
17- 5	0- 2	0- 1	OVERALL	2- 1	3- 1	12- 0				
9- 1	0- 0	0- 0	HOME	2- 0	1- 1	6- 0				
8- 4	0- 2	0- 1	AWAY	0- 1	2- 0	6- 0				
0- 0	0- 0	0- 0	NEUTRAL	0- 0	0- 0	0- 0				
5- 4	0- 2	0- 1	NON-CONFERENCE	0- 1	1- 0	4- 0				
4- 0	0- 0	0- 0	HOME	0- 0	1- 0	3- 0				
1- 4	0- 2	0- 1	AWAY	0- 1	0- 0	1- 0				
0- 0	0- 0	0- 0	NEUTRAL	0- 0	0- 0	0- 0				
12- 1	0- 0	0- 0	CONFERENCE	2- 0	2- 1	8- 0				
5- 1	0- 0	0- 0	HOME	2- 0	0- 1	3- 0				
7- 0	0- 0	0- 0	AWAY	0- 0	2- 0	5- 0				
0- 0	0- 0	0- 0	NEUTRAL	0- 0	0- 0	0- 0				

RPI 1-25				RPI 26-50				Team's RPI: 41	RPI 51-100				RPI 101+			
RPI	S	Opponent	Score	RPI	S	Opponent	Score		RPI	S	Opponent	Score	RPI	S	Opponent	Score
6	A	Tennessee	81 88	31	A	Iowa	63 69		70	A	South Dakota St.	56 63	125	A	FIU	61 51
12	A	Kentucky	46 68						82	H	Western Ky.	79 57	125	H	FIU	51 58
									100	H	UALR	65 56	128	H	Memphis	82 68
													144	A	South Ala.	60 39
													155	A	Arkansas St.	72 70
													163	A	North Texas	60 47
													163	H	North Texas	66 64
													194	A	Tennessee Tech	65 59
													206	A	Fla. Atlantic	70 67
													206	H	Fla. Atlantic	73 59
													229	A	La.-Monroe	66 48
													231	H	Xavier	63 48
													267	A	La.-Lafayette	72 45
													267	H	La.-Lafayette	72 36
													303	H	Austin Peay	70 56
													328	H	Kennesaw St.	87 45
LAST 12 Division I GAMES:																
206	A	Fla. Atlantic	70 67	229	A	La.-Monroe	66 48		206	H	Fla. Atlantic	73 59				
125	A	FIU	61 51						144	A	South Ala.	60 39				
82	H	Western Ky.	79 57						155	A	Arkansas St.	72 70				
163	A	North Texas	60 47						163	H	North Texas	66 64				
267	H	La.-Lafayette	72 36						125	H	FIU	51 58				
100	H	UALR	65 56													

Non-Div I Games:

Middle Tenn.

Average RPI Win: 239	WON-LOST	WINNING	LAST 10	STRENGTH OF	OPP. STRENGTH	TEAM	ADJ.	CONF.	ADJ CONF.
Average RPI Loss: 132	RECORD	PCT. RANK	GAMES	SCHEDULE	OF SCHEDULE	RPI	RPI	RPI	RPI
DIV. I ONLY	5- 13	295	1- 9	155	133	250	250	13	13
DIV. I NON-CONF.	4- 8	242	1- 5	151	103	203	203	12	12
TOTALS	RPI 1-25	RPI 26-50	W-L RECORDS	RPI 51-100	RPI 101-150	RPI 150+			
5- 13	0- 0	0- 3	OVERALL	0- 4	0- 2	5- 4			
2- 5	0- 0	0- 0	HOME	0- 0	0- 2	2- 3			
2- 7	0- 0	0- 3	AWAY	0- 3	0- 0	2- 1			
1- 1	0- 0	0- 0	NEUTRAL	0- 1	0- 0	1- 0			
4- 8	0- 0	0- 3	NON-CONFERENCE	0- 3	0- 0	4- 2			
2- 1	0- 0	0- 0	HOME	0- 0	0- 0	2- 1			
1- 6	0- 0	0- 3	AWAY	0- 2	0- 0	1- 1			
1- 1	0- 0	0- 0	NEUTRAL	0- 1	0- 0	1- 0			
1- 5	0- 0	0- 0	CONFERENCE	0- 1	0- 2	1- 2			
0- 4	0- 0	0- 0	HOME	0- 0	0- 2	0- 2			
1- 1	0- 0	0- 0	AWAY	0- 1	0- 0	1- 0			
0- 0	0- 0	0- 0	NEUTRAL	0- 0	0- 0	0- 0			

RPI S	Opponent	Score	RPI S	Opponent	Score	RPI S	Opponent	Score	RPI S	Opponent	Score	Team's RPI: 250
30	A DePaul	83 94	69	N Georgia Tech	57 66	112	H Detroit	59 61	145	H Wright St.	61 71	
35	A Michigan St.	50 81	74	A Youngstown St.	50 67	175	N Eastern Ky.	68 64	190	H Bradley	116 112	
46	A Toledo	59 83	89	A Wisconsin	56 74	215	A Cleveland St.	63 60	216	H Valparaiso	72 84	
			92	A Illinois St.	54 75	258	A North Dakota St.	48 60	274	H Western Mich.	88 79	
						275	H Loyola Chicago	74 84	281	H Drake	70 80	
						339	A Chicago St.	82 58				
LAST 12 Division I GAMES:												
112	H Detroit	59 61	281	H Drake	70 80							
275	H Loyola Chicago	74 84	258	A North Dakota St.	48 60							
216	H Valparaiso	72 84	30	A DePaul	83 94							
215	A Cleveland St.	63 60	46	A Toledo	59 83							
74	A Youngstown St.	50 67	190	H Bradley	116 112							
145	H Wright St.	61 71	35	A Michigan St.	50 81							

Non-Div I Games:

Milwaukee

■ Loss,
 ■ Non-Conf,
 ■ S Site,
 ■ H Home
 ■ A Away
 N Neutral

Average RPI Win:	146	WON-LOST	WINNING	LAST 10	STRENGTH OF	OPP. STRENGTH	TEAM	ADJ.	CONF.	ADJ CONF.
Average RPI Loss:	39	RECORD	PCT. RANK	GAMES	SCHEDULE	OF SCHEDULE	RPI	RPI	RPI	RPI
DIV. I ONLY	14- 9	109	4- 6	39	19	63	63	2	2	
DIV. I NON-CONF.	11- 3	41	3- 0	135	44	69	69	2	2	
TOTALS	RPI 1-25	RPI 26-50	W-L RECORDS	RPI 51-100	RPI 101-150	RPI 150+				
14- 9	1- 2	2- 4	OVERALL	4- 2	2- 1	5- 0				
11- 3	1- 0	2- 1	HOME	1- 2	2- 0	5- 0				
1- 5	0- 2	0- 3	AWAY	1- 0	0- 0	0- 0				
2- 1	0- 0	0- 0	NEUTRAL	2- 0	0- 1	0- 0				
11- 3	1- 0	1- 1	NON-CONFERENCE	2- 1	2- 1	5- 0				
9- 1	1- 0	1- 0	HOME	0- 1	2- 0	5- 0				
0- 1	0- 0	0- 1	AWAY	0- 0	0- 0	0- 0				
2- 1	0- 0	0- 0	NEUTRAL	2- 0	0- 1	0- 0				
3- 6	0- 2	1- 3	CONFERENCE	2- 1	0- 0	0- 0				
2- 2	0- 0	1- 1	HOME	1- 1	0- 0	0- 0				
1- 4	0- 2	0- 2	AWAY	1- 0	0- 0	0- 0				
0- 0	0- 0	0- 0	NEUTRAL	0- 0	0- 0	0- 0				

RPI	S	Opponent	Score	RPI	S	Opponent	Score	RPI	S	Opponent	Score	RPI	S	Opponent	Score
7	A	Penn St.	59 64	26	A	Nebraska	56 80	55	H	Virginia	68 90	102	N	Richmond	46 58
9	A	Purdue	67 75	26	H	Nebraska	63 84	57	H	Illinois	86 91	122	H	Washington St.	87 83
14	H	Villanova	75 60	29	H	Creighton	88 81	75	N	Missouri	59 54	129	H	UNI	86 43
				33	A	Kansas	53 65	77	H	Ohio St.	83 74	212	H	Denver	74 51
				35	A	Michigan St.	51 66	89	A	Wisconsin	60 55	256	H	Robert Morris	82 60
				39	H	Michigan	82 67	91	N	James Madison	80 62	277	H	UMKC	87 49
												298	H	Ohio	85 40
												334	H	Maine	77 60
LAST 12 Division I GAMES:															
26	A	Nebraska	56 80	77	H	Ohio St.	83 74								
39	H	Michigan	82 67	89	A	Wisconsin	60 55								
57	H	Illinois	86 91	35	A	Michigan St.	51 66								
7	A	Penn St.	59 64	29	H	Creighton	88 81								
26	H	Nebraska	63 84	129	H	UNI	86 43								
9	A	Purdue	67 75	256	H	Robert Morris	82 60								

Non-Div I Games:

Minnesota

■ Loss,
 ■ Non-Conf, S Site,
 ■ Home
 ■ Away
 N Neutral

Mississippi St.

Through Games Of Sunday, February 3, 2013

Average RPI Win:	242	WON-LOST	WINNING	LAST 10	STRENGTH OF	OPP. STRENGTH	TEAM	ADJ.	CONF.	ADJ CONF.
Average RPI Loss:	77	RECORD	PCT. RANK	GAMES	SCHEDULE	OF SCHEDULE	RPI	RPI	RPI	RPI
DIV. I ONLY	10- 12	188	3- 7	128	77	210	210	4	4	
DIV. I NON-CONF.	8- 5	114	3- 0	315	260	256	256	6	6	
TOTALS	RPI 1-25	RPI 26-50	W-L RECORDS	RPI 51-100	RPI 101-150	RPI 150+				
10- 12	0- 4	0- 1	OVERALL	1- 3	0- 1	9- 3				
10- 4	0- 2	0- 0	HOME	1- 2	0- 0	9- 0				
0- 5	0- 2	0- 1	AWAY	0- 1	0- 0	0- 1				
0- 3	0- 0	0- 0	NEUTRAL	0- 0	0- 1	0- 2				
8- 5	0- 0	0- 0	NON-CONFERENCE	0- 1	0- 1	8- 3				
8- 1	0- 0	0- 0	HOME	0- 1	0- 0	8- 0				
0- 1	0- 0	0- 0	AWAY	0- 0	0- 0	0- 1				
0- 3	0- 0	0- 0	NEUTRAL	0- 0	0- 1	0- 2				
2- 7	0- 4	0- 1	CONFERENCE	1- 2	0- 0	1- 0				
2- 3	0- 2	0- 0	HOME	1- 1	0- 0	1- 0				
0- 4	0- 2	0- 1	AWAY	0- 1	0- 0	0- 0				
0- 0	0- 0	0- 0	NEUTRAL	0- 0	0- 0	0- 0				

RPI 1-25				RPI 26-50				RPI 51-100				RPI 101+ Team's RPI: 210			
RPI	S	Opponent	Score	RPI	S	Opponent	Score	RPI	S	Opponent	Score	RPI	S	Opponent	Score
6	A	Tennessee	45 88	34	A	Vanderbilt	41 92	53	A	LSU	42 62	150	N	Winthrop	59 61
10	H	South Carolina	46 60					65	H	Florida	55 61	157	N	UC Santa Barbara	43 60
12	A	Kentucky	47 100					76	H	Arkansas	47 44	160	N	UCF	56 64
13	H	Texas A&M	33 81					84	H	Hampton	48 56	164	H	Louisiana Tech	57 55
												185	A	Southern Miss.	59 61
												191	H	Houston	72 66
												206	H	Fla. Atlantic	59 58
												255	H	Ole Miss	72 57
												279	H	Florida A&M	67 57
												293	H	Northwestern St.	65 49
												304	H	Savannah St.	70 55
												312	H	Troy	82 60
												341	H	Jacksonville St.	69 54
LAST 12 Division I GAMES:															
76	H	Arkansas	47 44	65	H	Florida	55 61								
6	A	Tennessee	45 88	10	H	South Carolina	46 60								
255	H	Ole Miss	72 57	34	A	Vanderbilt	41 92								
13	H	Texas A&M	33 81	312	H	Troy	82 60								
12	A	Kentucky	47 100	293	H	Northwestern St.	65 49								
53	A	LSU	42 62	341	H	Jacksonville St.	69 54								

Non-Div I Games:

Mississippi St.

■ Loss,
 ■ Non-Conf, S Site,
 ■ Home
 ■ Away
 N Neutral

Average RPI Win:	311	WON-LOST	WINNING	LAST 10	STRENGTH OF	OPP. STRENGTH	TEAM	ADJ.	CONF.	ADJ CONF.
Average RPI Loss:	177	RECORD	PCT. RANK	GAMES	SCHEDULE	OF SCHEDULE	RPI	RPI	RPI	RPI
DIV. I ONLY	6- 12	269	6- 4	256	331	265	265	31	31	
DIV. I NON-CONF.	0- 8	336	0- 2	19	194	260	260	31	31	

TOTALS	RPI 1-25	RPI 26-50	W-L RECORDS	RPI 51-100	RPI 101-150	RPI 150+				
6- 12	0- 1	0- 0	OVERALL	0- 3	0- 0	6- 8				
2- 2	0- 0	0- 0	HOME	0- 0	0- 0	2- 2				
4- 7	0- 0	0- 0	AWAY	0- 2	0- 0	4- 5				
0- 3	0- 1	0- 0	NEUTRAL	0- 1	0- 0	0- 1				
0- 8	0- 1	0- 0	NON-CONFERENCE	0- 3	0- 0	0- 4				
0- 0	0- 0	0- 0	HOME	0- 0	0- 0	0- 0				
0- 5	0- 0	0- 0	AWAY	0- 2	0- 0	0- 3				
0- 3	0- 1	0- 0	NEUTRAL	0- 1	0- 0	0- 1				
6- 4	0- 0	0- 0	CONFERENCE	0- 0	0- 0	6- 4				
2- 2	0- 0	0- 0	HOME	0- 0	0- 0	2- 2				
4- 2	0- 0	0- 0	AWAY	0- 0	0- 0	4- 2				
0- 0	0- 0	0- 0	NEUTRAL	0- 0	0- 0	0- 0				

RPI 1-25				RPI 26-50				RPI 51-100				RPI 101+ Team's RPI: 265			
RPI	S	Opponent	Score	RPI	S	Opponent	Score	RPI	S	Opponent	Score	RPI	S	Opponent	Score
20	N	Dayton	59 93					59	A	Kansas St.	57 64	161	A	UAB	47 70
								73	N	Charlotte	48 63	187	H	Texas Southern	47 58
								76	A	Arkansas	42 99	193	N	Nicholls St.	57 60
												219	A	Georgia St.	60 76
												244	H	Prairie View	65 57
												255	A	Ole Miss	60 62
												259	A	Southern U.	62 73
												306	A	Alabama A&M	51 45
												306	H	Alabama A&M	58 67
												316	A	Jackson St.	68 73
												321	A	Grambling	50 48
												325	H	Alabama St.	67 63
												330	A	Ark.-Pine Bluff	71 64
												337	A	Alcorn	65 61
LAST 12 Division I GAMES:															
306	A	Alabama A&M	51 45	337	A	Alcorn	65 61								
321	A	Grambling	50 48	325	H	Alabama St.	67 63								
316	A	Jackson St.	68 73	306	H	Alabama A&M	58 67								
187	H	Texas Southern	47 58	330	A	Ark.-Pine Bluff	71 64								
244	H	Prairie View	65 57	73	N	Charlotte	48 63								
259	A	Southern U.	62 73	219	A	Georgia St.	60 76								

Non-Div I Games: Talladega 73 63 Tuskegee 66 45 Philander Smith 72 57

Mississippi Val.

Loss, **Non-Conf**, **S Site**, **H Home** **A Away** **N Neutral**

Average RPI Win:	193	WON-LOST	WINNING	LAST 10	STRENGTH OF	OPP. STRENGTH	TEAM	ADJ.	CONF.	ADJ CONF.
Average RPI Loss:	42	RECORD	PCT. RANK	GAMES	SCHEDULE	OF SCHEDULE	RPI	RPI	RPI	RPI
DIV. I ONLY	15- 8	84	4- 6	62	73	75	75	4	4	
DIV. I NON-CONF.	11- 3	41	2- 1	206	226	98	98	6	6	
TOTALS	RPI 1-25	RPI 26-50	W-L RECORDS	RPI 51-100	RPI 101-150	RPI 150+				
15- 8	1- 5	0- 0	OVERALL	3- 2	2- 1	9- 0				
13- 2	1- 1	0- 0	HOME	2- 1	2- 0	8- 0				
1- 4	0- 3	0- 0	AWAY	0- 0	0- 1	1- 0				
1- 2	0- 1	0- 0	NEUTRAL	1- 1	0- 0	0- 0				
11- 3	0- 1	0- 0	NON-CONFERENCE	1- 1	2- 1	8- 0				
10- 0	0- 0	0- 0	HOME	0- 0	2- 0	8- 0				
0- 1	0- 0	0- 0	AWAY	0- 0	0- 1	0- 0				
1- 2	0- 1	0- 0	NEUTRAL	1- 1	0- 0	0- 0				
4- 5	1- 4	0- 0	CONFERENCE	2- 1	0- 0	1- 0				
3- 2	1- 1	0- 0	HOME	2- 1	0- 0	0- 0				
1- 3	0- 3	0- 0	AWAY	0- 0	0- 0	1- 0				
0- 0	0- 0	0- 0	NEUTRAL	0- 0	0- 0	0- 0				

RPI 1-25				RPI 26-50				RPI 51-100 Team's RPI: 75				RPI 101+			
RPI	S	Opponent	Score	RPI	S	Opponent	Score	RPI	S	Opponent	Score	RPI	S	Opponent	Score
6	A	Tennessee	39 84					63	N	Minnesota	54 59	117	H	Missouri St.	91 77
6	H	Tennessee	80 63					65	H	Florida	69 64	128	A	Memphis	69 72
12	H	Kentucky	43 69					68	N	Wichita St.	49 44	149	H	UT Martin	82 71
13	A	Texas A&M	58 77					76	H	Arkansas	50 58	168	H	Saint Louis	67 51
16	A	Georgia	46 77					88	H	Auburn	82 76	192	H	Murray St.	69 55
19	N	Green Bay	33 55									251	H	Western Ill.	70 61
												255	A	Ole Miss	73 72
												262	H	Southeast Mo. St.	80 51
												301	H	Southern Ill.	110 47
												308	H	Morgan St.	75 50
												330	H	Ark.-Pine Bluff	97 59
												339	H	Chicago St.	88 55
LAST 12 Division I GAMES:															
6	H	Tennessee	80 63	6	A	Tennessee	39 84								
65	H	Florida	69 64	88	H	Auburn	82 76								
13	A	Texas A&M	58 77	16	A	Georgia	46 77								
76	H	Arkansas	50 58	128	A	Memphis	69 72								
255	A	Ole Miss	73 72	192	H	Murray St.	69 55								
12	H	Kentucky	43 69	308	H	Morgan St.	75 50								

Non-Div I Games:

Missouri

■ Loss,
 ■ Non-Conf, S Site,
 ■ Home
 ■ Away
 N Neutral

Average RPI Win:	197	WON-LOST	WINNING	LAST 10	STRENGTH OF	OPP. STRENGTH	TEAM	ADJ.	CONF.	ADJ CONF.
Average RPI Loss:	92	RECORD	PCT. RANK	GAMES	SCHEDULE	OF SCHEDULE	RPI	RPI	RPI	RPI
DIV. I ONLY	11- 10	152	4- 6	107	102	117	117	10	10	
DIV. I NON-CONF.	8- 4	84	2- 1	93	79	67	67	9	9	
TOTALS	RPI 1-25	RPI 26-50	W-L RECORDS	RPI 51-100	RPI 101-150	RPI 150+				
11- 10	0- 0	0- 4	OVERALL	2- 2	1- 2	8- 2				
6- 3	0- 0	0- 2	HOME	1- 0	1- 1	4- 0				
3- 6	0- 0	0- 1	AWAY	1- 2	0- 1	2- 2				
2- 1	0- 0	0- 1	NEUTRAL	0- 0	0- 0	2- 0				
8- 4	0- 0	0- 3	NON-CONFERENCE	1- 1	1- 0	6- 0				
4- 1	0- 0	0- 1	HOME	0- 0	1- 0	3- 0				
2- 2	0- 0	0- 1	AWAY	1- 1	0- 0	1- 0				
2- 1	0- 0	0- 1	NEUTRAL	0- 0	0- 0	2- 0				
3- 6	0- 0	0- 1	CONFERENCE	1- 1	0- 2	2- 2				
2- 2	0- 0	0- 1	HOME	1- 0	0- 1	1- 0				
1- 4	0- 0	0- 0	AWAY	0- 1	0- 1	1- 2				
0- 0	0- 0	0- 0	NEUTRAL	0- 0	0- 0	0- 0				

RPI S	Opponent	Score	RPI S	Opponent	Score	RPI S	Opponent	Score	RPI S	Opponent	Score	Team's RPI: 117
29	H Creighton	53 73	68	A Wichita St.	64 76	129	A UNI	52 75				
31	A Iowa	43 97	75	A Missouri	77 91	138	H Indiana St.	67 71				
40	H Oklahoma St.	71 74	92	H Illinois St.	91 76	141	H Oral Roberts	73 72				
50	N Gonzaga	66 80	100	A UALR	78 68	155	H Arkansas St.	83 60				
						157	N UC Santa Barbara	68 61				
						160	N UCF	83 75				
						173	A Evansville	53 77				
						190	A Bradley	79 80				
						239	H Northern Ky.	70 67				
						262	A Southeast Mo. St.	69 55				
						281	H Drake	80 77				
						282	H Coppin St.	88 75				
						301	A Southern Ill.	79 72				
LAST 12 Division I GAMES:												
92	H Illinois St.	91 76	190	A Bradley	79 80							
138	H Indiana St.	67 71	129	A UNI	52 75							
301	A Southern Ill.	79 72	68	A Wichita St.	64 76							
173	A Evansville	53 77	282	H Coppin St.	88 75							
29	H Creighton	53 73	262	A Southeast Mo. St.	69 55							
281	H Drake	80 77	31	A Iowa	43 97							

Non-Div I Games:

Missouri St.

Average RPI Win:	270	WON-LOST	WINNING	LAST 10	STRENGTH OF	OPP. STRENGTH	TEAM	ADJ.	CONF.	ADJ CONF.
Average RPI Loss:	130	RECORD	PCT. RANK	GAMES	SCHEDULE	OF SCHEDULE	RPI	RPI	RPI	RPI
DIV. I ONLY	8- 12	222	5- 5	188	196	228	228	25	25	
DIV. I NON-CONF.	3- 8	274	1- 2	71	132	204	204	23	23	
TOTALS	RPI 1-25	RPI 26-50	W-L RECORDS	RPI 51-100	RPI 101-150	RPI 150+				
8- 12	0- 2	0- 2	OVERALL	0- 0	0- 5	8- 3				
4- 4	0- 1	0- 1	HOME	0- 0	0- 1	4- 1				
4- 6	0- 1	0- 1	AWAY	0- 0	0- 2	4- 2				
0- 2	0- 0	0- 0	NEUTRAL	0- 0	0- 2	0- 0				
3- 8	0- 2	0- 2	NON-CONFERENCE	0- 0	0- 3	3- 1				
2- 2	0- 1	0- 1	HOME	0- 0	0- 0	2- 0				
1- 4	0- 1	0- 1	AWAY	0- 0	0- 1	1- 1				
0- 2	0- 0	0- 0	NEUTRAL	0- 0	0- 2	0- 0				
5- 4	0- 0	0- 0	CONFERENCE	0- 0	0- 2	5- 2				
2- 2	0- 0	0- 0	HOME	0- 0	0- 1	2- 1				
3- 2	0- 0	0- 0	AWAY	0- 0	0- 1	3- 1				
0- 0	0- 0	0- 0	NEUTRAL	0- 0	0- 0	0- 0				

RPI S	Opponent	Score	RPI S	Opponent	Score	RPI S	Opponent	Score	RPI S	Opponent	Score
11	A Duke	32 73	38	H Georgetown	48 61				101	N East Carolina	49 64
24	H Delaware	53 82	50	A Gonzaga	51 77				108	H Saint Francis (PA)	49 63
									122	A Washington St.	69 79
									124	A Sacred Heart	42 56
									135	N High Point	74 81
									208	H Lafayette	62 43
									234	H Fairleigh Dickinson	61 53
									236	A Lehigh	55 50
									238	A Mt. St. Mary's	51 70
									256	H Robert Morris	58 47
									264	A St. Francis Brooklyn	68 64
									296	H Bryant	55 58
									310	A UMBC	68 71
									318	H Manhattan	58 43
									319	A Wagner	81 64
									326	A LIU Brooklyn	63 62
LAST 12 Division I GAMES:											
296	H Bryant	55 58	256	H Robert Morris	58 47						
234	H Fairleigh Dickinson	61 53	319	A Wagner	81 64						
124	A Sacred Heart	42 56	238	A Mt. St. Mary's	51 70						
264	A St. Francis Brooklyn	68 64	11	A Duke	32 73						
326	A LIU Brooklyn	63 62	318	H Manhattan	58 43						
108	H Saint Francis (PA)	49 63	24	H Delaware	53 82						

Non-Div I Games:

Monmouth

Average RPI Win:	198	WON-LOST	WINNING	LAST 10	STRENGTH OF	OPP. STRENGTH	TEAM	ADJ.	CONF.	ADJ CONF.
Average RPI Loss:	76	RECORD	PCT. RANK	GAMES	SCHEDULE	OF SCHEDULE	RPI	RPI	RPI	RPI
DIV. I ONLY	15- 5	47	8- 2	158	158	78	78	15	15	
DIV. I NON-CONF.	5- 3	112	0- 0	109	136	90	90	14	14	
TOTALS	RPI 1-25	RPI 26-50	W-L RECORDS	RPI 51-100	RPI 101-150	RPI 150+				
15- 5	0- 1	0- 0	OVERALL	1- 2	3- 2	11- 0				
9- 2	0- 0	0- 0	HOME	1- 1	2- 1	6- 0				
6- 2	0- 0	0- 0	AWAY	0- 1	1- 1	5- 0				
0- 1	0- 1	0- 0	NEUTRAL	0- 0	0- 0	0- 0				
5- 3	0- 1	0- 0	NON-CONFERENCE	0- 1	2- 1	3- 0				
3- 1	0- 0	0- 0	HOME	0- 1	1- 0	2- 0				
2- 1	0- 0	0- 0	AWAY	0- 0	1- 1	1- 0				
0- 1	0- 1	0- 0	NEUTRAL	0- 0	0- 0	0- 0				
10- 2	0- 0	0- 0	CONFERENCE	1- 1	1- 1	8- 0				
6- 1	0- 0	0- 0	HOME	1- 0	1- 1	4- 0				
4- 1	0- 0	0- 0	AWAY	0- 1	0- 0	4- 0				
0- 0	0- 0	0- 0	NEUTRAL	0- 0	0- 0	0- 0				

RPI S	Opponent	Score	RPI S	Opponent	Score	RPI S	Opponent	Score	RPI S	Opponent	Score
14 N	Villanova	49 74				67 H	Wyoming	56 58	104 H	Montana St.	49 58
						87 A	Eastern Wash.	56 58	107 A	Temple	41 55
						87 H	Eastern Wash.	76 51	146 H	Sacramento St.	82 55
									148 A	Idaho	71 50
									148 H	Idaho	76 65
									151 H	Northern Colo.	56 42
									156 A	Idaho St.	57 52
									175 A	Portland St.	70 55
									175 H	Portland St.	72 61
									212 H	Denver	58 56
									223 H	North Dakota	77 45
									224 H	Tennessee St.	71 48
									241 A	Southern Utah	78 63
									261 A	UNLV	69 65
									302 H	Northern Ariz.	79 71
									324 A	Weber St.	61 53
LAST 12 Division I GAMES:											
87 H	Eastern Wash.	76 51	151 H	Northern Colo.	56 42						
175 H	Portland St.	72 61	223 H	North Dakota	77 45						
324 A	Weber St.	61 53	175 A	Portland St.	70 55						
156 A	Idaho St.	57 52	87 A	Eastern Wash.	56 58						
241 A	Southern Utah	78 63	146 H	Sacramento St.	82 55						
104 H	Montana St.	49 58	302 H	Northern Ariz.	79 71						

Non-Div I Games: Mont. St.-Northern 75 45

Montana

Average RPI Win:	198	WON-LOST	WINNING	LAST 10	STRENGTH OF	OPP. STRENGTH	TEAM	ADJ.	CONF.	ADJ CONF.
Average RPI Loss:	115	RECORD	PCT. RANK	GAMES	SCHEDULE	OF SCHEDULE	RPI	RPI	RPI	RPI
DIV. I ONLY	13- 6	72	7- 3	184	165	104	104	15	15	
DIV. I NON-CONF.	5- 2	70	0- 0	131	153	68	68	14	14	
TOTALS	RPI 1-25	RPI 26-50	W-L RECORDS	RPI 51-100	RPI 101-150	RPI 150+				
13- 6	0- 0	0- 0	OVERALL	2- 3	0- 1	11- 2				
4- 4	0- 0	0- 0	HOME	0- 2	0- 1	4- 1				
8- 2	0- 0	0- 0	AWAY	2- 1	0- 0	6- 1				
1- 0	0- 0	0- 0	NEUTRAL	0- 0	0- 0	1- 0				
5- 2	0- 0	0- 0	NON-CONFERENCE	0- 2	0- 0	5- 0				
1- 1	0- 0	0- 0	HOME	0- 1	0- 0	1- 0				
3- 1	0- 0	0- 0	AWAY	0- 1	0- 0	3- 0				
1- 0	0- 0	0- 0	NEUTRAL	0- 0	0- 0	1- 0				
8- 4	0- 0	0- 0	CONFERENCE	2- 1	0- 1	6- 2				
3- 3	0- 0	0- 0	HOME	0- 1	0- 1	3- 1				
5- 1	0- 0	0- 0	AWAY	2- 0	0- 0	3- 1				
0- 0	0- 0	0- 0	NEUTRAL	0- 0	0- 0	0- 0				

RPI S	Opponent	Score	RPI S	Opponent	Score	RPI S	Opponent	Score	RPI S	Opponent	Score	Team's RPI: 104
56	A SMU	70 71	67	H Wyoming	60 68	78	A Montana	58 49	146	H Sacramento St.	65 69	
87	A Eastern Wash.	73 60	87	H Eastern Wash.	59 68	151	H Northern Colo.	65 58	152	N Clemson	58 52	
						156	A Idaho St.	55 63	166	A Utah St.	71 65	
						175	A Portland St.	81 74	175	H Portland St.	72 75	
						212	A Denver	73 55	223	H North Dakota	64 49	
						224	H Tennessee St.	65 55	241	A Southern Utah	65 59	
						242	A Colorado St.	58 53	302	H Northern Ariz.	69 52	
						324	A Weber St.	67 37				
LAST 12 Division I GAMES:												
175	H Portland St.	72 75	223	H North Dakota	64 49							
87	H Eastern Wash.	59 68	151	H Northern Colo.	65 58							
156	A Idaho St.	55 63	87	A Eastern Wash.	73 60							
324	A Weber St.	67 37	175	A Portland St.	81 74							
78	A Montana	58 49	302	H Northern Ariz.	69 52							
241	A Southern Utah	65 59	146	H Sacramento St.	65 69							

Non-Div I Games: Montana Western 81 49 Mont. St. Billings 54 57

Montana St.

Average RPI Win: 276	WON-LOST	WINNING	LAST 10	STRENGTH OF	OPP. STRENGTH	TEAM	ADJ.	CONF.	ADJ CONF.
Average RPI Loss: 176	RECORD	PCT. RANK	GAMES	SCHEDULE	OF SCHEDULE	RPI	RPI	RPI	RPI
DIV. I ONLY	7- 15	280	4- 6	312	208	292	292	27	27
DIV. I NON-CONF.	3- 10	296	1- 1	294	186	312	312	27	27
TOTALS	RPI 1-25	RPI 26-50	W-L RECORDS	RPI 51-100	RPI 101-150	RPI 150+			
7- 15	0- 1	0- 0	OVERALL	0- 2	0- 3	7- 9			
3- 6	0- 0	0- 0	HOME	0- 1	0- 1	3- 4			
4- 9	0- 1	0- 0	AWAY	0- 1	0- 2	4- 5			
0- 0	0- 0	0- 0	NEUTRAL	0- 0	0- 0	0- 0			
3- 10	0- 1	0- 0	NON-CONFERENCE	0- 2	0- 1	3- 6			
2- 3	0- 0	0- 0	HOME	0- 1	0- 0	2- 2			
1- 7	0- 1	0- 0	AWAY	0- 1	0- 1	1- 4			
0- 0	0- 0	0- 0	NEUTRAL	0- 0	0- 0	0- 0			
4- 5	0- 0	0- 0	CONFERENCE	0- 0	0- 2	4- 3			
1- 3	0- 0	0- 0	HOME	0- 0	0- 1	1- 2			
3- 2	0- 0	0- 0	AWAY	0- 0	0- 1	3- 1			
0- 0	0- 0	0- 0	NEUTRAL	0- 0	0- 0	0- 0			

RPI 1-25				RPI 26-50				RPI 51-100				RPI 101+ Team's RPI: 292			
RPI	S	Opponent	Score	RPI	S	Opponent	Score	RPI	S	Opponent	Score	RPI	S	Opponent	Score
12	A	Kentucky	37 73					82	H	Western Ky.	38 62	133	H	Eastern Ill.	58 78
								92	A	Illinois St.	45 62	145	A	Wright St.	46 53
												149	A	UT Martin	56 75
												161	A	UAB	57 50
												169	A	Cincinnati	45 55
												175	A	Eastern Ky.	52 62
												186	H	Belmont	45 88
												205	H	SIU Edwardsville	75 72
												219	A	Georgia St.	47 61
												224	H	Tennessee St.	56 68
												231	A	Xavier	58 73
												237	H	East Tenn. St.	53 57
												262	A	Southeast Mo. St.	70 64
												288	H	Northern Ill.	46 76
												298	A	Ohio	72 79
												303	A	Austin Peay	77 71
												328	H	Kennesaw St.	50 49
												331	H	Kent St.	51 50
												341	A	Jacksonville St.	70 59
LAST 12 Division I GAMES:															
341	A	Jacksonville St.	70 59	175	A	Eastern Ky.	52 62								
186	H	Belmont	45 88	205	H	SIU Edwardsville	75 72								
224	H	Tennessee St.	56 68	133	H	Eastern Ill.	58 78								
262	A	Southeast Mo. St.	70 64	145	A	Wright St.	46 53								
149	A	UT Martin	56 75	331	H	Kent St.	51 50								
303	A	Austin Peay	77 71	161	A	UAB	57 50								

Non-Div I Games: Bethel (TN) 72 57

Morehead St.

■ Loss,
 ■ Non-Conf,
 ■ S Site,
 ■ Home
 ■ A Away
 N Neutral

Average RPI Win:	298	WON-LOST	WINNING	LAST 10	STRENGTH OF	OPP. STRENGTH	TEAM	ADJ.	CONF.	ADJ CONF.
Average RPI Loss:	181	RECORD	PCT. RANK	GAMES	SCHEDULE	OF SCHEDULE	RPI	RPI	RPI	RPI
DIV. I ONLY	6- 15	287	2- 8	260	329	308	308	30	30	
DIV. I NON-CONF.	3- 10	296	0- 5	217	335	316	316	30	30	
TOTALS	RPI 1-25	RPI 26-50	W-L RECORDS	RPI 51-100	RPI 101-150	RPI 150+				
6- 15	0- 0	0- 0	OVERALL	0- 4	0- 1	6- 10				
5- 5	0- 0	0- 0	HOME	0- 1	0- 1	5- 3				
1- 10	0- 0	0- 0	AWAY	0- 0	0- 0	1- 0				
0- 0	0- 0	0- 0	NEUTRAL	0- 0	0- 0	0- 0				
3- 10	0- 0	0- 0	NON-CONFERENCE	0- 2	0- 0	3- 8				
3- 3	0- 0	0- 0	HOME	0- 0	0- 0	3- 3				
0- 7	0- 0	0- 0	AWAY	0- 2	0- 0	0- 5				
0- 0	0- 0	0- 0	NEUTRAL	0- 0	0- 0	0- 0				
3- 5	0- 0	0- 0	CONFERENCE	0- 2	0- 1	3- 2				
2- 2	0- 0	0- 0	HOME	0- 1	0- 1	2- 0				
1- 3	0- 0	0- 0	AWAY	0- 1	0- 0	1- 2				
0- 0	0- 0	0- 0	NEUTRAL	0- 0	0- 0	0- 0				

RPI S	Opponent	Score	RPI S	Opponent	Score	RPI S	Opponent	Score	RPI S	Opponent	Score	Team's RPI: 308
						75	A Missouri	50 75	143	H South Carolina St.	74 83	
						81	A Fordham	56 72	154	A N.C. A&T	73 90	
						84	A Hampton	60 66	162	A Elon	54 74	
						84	H Hampton	60 81	172	H Bucknell	64 72	
									181	H George Washington	40 75	
									199	H Army	59 63	
									202	A Penn	73 79	
									204	H Stony Brook	66 63	
									268	A George Mason	54 65	
									271	A Cornell	73 77	
									282	H Coppin St.	70 63	
									299	A Towson	57 61	
									304	H Savannah St.	68 50	
									310	H UMBC	72 61	
									338	A Norfolk St.	68 81	
									342	A N.C. Central	55 39	
									343	H Columbia	60 51	
LAST 12 Division I GAMES:												
84	H Hampton	60 81	143	H South Carolina St.	74 83							
342	A N.C. Central	55 39	202	A Penn	73 79							
154	A N.C. A&T	73 90	199	H Army	59 63							
338	A Norfolk St.	68 81	75	A Missouri	50 75							
84	A Hampton	60 66	81	A Fordham	56 72							
304	H Savannah St.	68 50	162	A Elon	54 74							

Non-Div I Games:

Morgan St.

Average RPI Win:	261	WON-LOST	WINNING	LAST 10	STRENGTH OF	OPP. STRENGTH	TEAM	ADJ.	CONF.	ADJ CONF.
Average RPI Loss:	169	RECORD	PCT. RANK	GAMES	SCHEDULE	OF SCHEDULE	RPI	RPI	RPI	RPI
DIV. I ONLY	9- 11	196	5- 5	253	278	238	238	25	25	
DIV. I NON-CONF.	4- 7	229	0- 3	134	242	205	205	23	23	
TOTALS	RPI 1-25	RPI 26-50	W-L RECORDS	RPI 51-100	RPI 101-150	RPI 150+				
9- 11	0- 1	0- 0	OVERALL	0- 0	1- 3	8- 7				
4- 5	0- 0	0- 0	HOME	0- 0	1- 2	3- 3				
5- 6	0- 1	0- 0	AWAY	0- 0	0- 1	5- 4				
0- 0	0- 0	0- 0	NEUTRAL	0- 0	0- 0	0- 0				
4- 7	0- 1	0- 0	NON-CONFERENCE	0- 0	1- 2	3- 4				
2- 3	0- 0	0- 0	HOME	0- 0	1- 1	1- 2				
2- 4	0- 1	0- 0	AWAY	0- 0	0- 1	2- 2				
0- 0	0- 0	0- 0	NEUTRAL	0- 0	0- 0	0- 0				
5- 4	0- 0	0- 0	CONFERENCE	0- 0	0- 1	5- 3				
2- 2	0- 0	0- 0	HOME	0- 0	0- 1	2- 1				
3- 2	0- 0	0- 0	AWAY	0- 0	0- 0	3- 2				
0- 0	0- 0	0- 0	NEUTRAL	0- 0	0- 0	0- 0				

RPI 1-25				RPI 26-50				RPI 51-100				RPI 101+ Team's RPI: 238			
RPI	S	Opponent	Score	RPI	S	Opponent	Score	RPI	S	Opponent	Score	RPI	S	Opponent	Score
8	A	Maryland	47 88									105	H	American	46 48
												120	A	Howard	52 77
												124	H	Sacred Heart	50 58
												137	H	Navy	53 45
												172	A	Bucknell	43 55
												195	A	Pittsburgh	49 67
												198	H	Campbell	48 54
												211	A	Central Conn. St.	73 77
												217	A	Rider	70 67
												228	H	Monmouth	70 51
												233	A	Seton Hall	74 64
												234	H	Fairleigh Dickinson	60 69
												236	H	Lehigh	57 66
												256	A	Robert Morris	59 61
												264	A	St. Francis Brooklyn	49 45
												296	A	Bryant	86 84
												319	H	Wagner	73 58
												326	A	LIU Brooklyn	66 41
												327	H	UMES	62 58
LAST 12 Division I GAMES:															
124	H	Sacred Heart	50 58	326	A	LIU Brooklyn	66 41								
319	H	Wagner	73 58	234	H	Fairleigh Dickinson	60 69								
256	A	Robert Morris	59 61	228	H	Monmouth	70 51								
211	A	Central Conn. St.	73 77	236	H	Lehigh	57 66								
296	A	Bryant	86 84	105	H	American	46 48								
264	A	St. Francis Brooklyn	49 45	195	A	Pittsburgh	49 67								

Non-Div I Games:

Mt. St. Mary's

■ Loss,
 ■ Non-Conf,
 ■ S Site,
 ■ H Home
 ■ A Away
 N Neutral

Average RPI Win:	245	WON-LOST	WINNING	LAST 10	STRENGTH OF	OPP. STRENGTH	TEAM	ADJ.	CONF.	ADJ CONF.
Average RPI Loss:	151	RECORD	PCT. RANK	GAMES	SCHEDULE	OF SCHEDULE	RPI	RPI	RPI	RPI
DIV. I ONLY	13- 7	85	7- 3	299	240	192	192	27	27	
DIV. I NON-CONF.	6- 4	124	1- 1	276	203	209	209	27	27	
TOTALS	RPI 1-25	RPI 26-50	W-L RECORDS	RPI 51-100	RPI 101-150	RPI 150+				
13- 7	0- 0	0- 0	OVERALL	0- 3	2- 0	11- 4				
8- 4	0- 0	0- 0	HOME	0- 1	1- 0	7- 3				
5- 3	0- 0	0- 0	AWAY	0- 2	1- 0	4- 1				
0- 0	0- 0	0- 0	NEUTRAL	0- 0	0- 0	0- 0				
6- 4	0- 0	0- 0	NON-CONFERENCE	0- 3	0- 0	6- 1				
5- 2	0- 0	0- 0	HOME	0- 1	0- 0	5- 1				
1- 2	0- 0	0- 0	AWAY	0- 2	0- 0	1- 0				
0- 0	0- 0	0- 0	NEUTRAL	0- 0	0- 0	0- 0				
7- 3	0- 0	0- 0	CONFERENCE	0- 0	2- 0	5- 3				
3- 2	0- 0	0- 0	HOME	0- 0	1- 0	2- 2				
4- 1	0- 0	0- 0	AWAY	0- 0	1- 0	3- 1				
0- 0	0- 0	0- 0	NEUTRAL	0- 0	0- 0	0- 0				

RPI 1-25			RPI 26-50			RPI 51-100			RPI 101+ Team's RPI: 192		
RPI	S	Opponent	Score	RPI	S	Opponent	Score	RPI	S	Opponent	Score
								75	A	Missouri	55 69
								82	H	Western Ky.	69 80
								91	A	James Madison	51 71
								133	H	Eastern Ill.	68 58
								149	A	UT Martin	82 72
								173	H	Evansville	76 62
								175	H	Eastern Ky.	49 69
								184	H	Indiana	62 63
								186	H	Belmont	50 59
								194	A	Tennessee Tech	68 52
								205	H	SIU Edwardsville	81 68
								207	A	Longwood	76 68
								232	H	Ball St.	63 53
								262	A	Southeast Mo. St.	58 70
								301	H	Southern Ill.	67 55
								303	A	Austin Peay	77 72
								303	H	Austin Peay	65 61
								306	H	Alabama A&M	69 54
								335	H	Lipscomb	63 55
								341	A	Jacksonville St.	68 58
LAST 12 Division I GAMES:											
303	H	Austin Peay	65 61	303	A	Austin Peay	77 72				
194	A	Tennessee Tech	68 52	262	A	Southeast Mo. St.	58 70				
341	A	Jacksonville St.	68 58	149	A	UT Martin	82 72				
133	H	Eastern Ill.	68 58	175	H	Eastern Ky.	49 69				
205	H	SIU Edwardsville	81 68	75	A	Missouri	55 69				
186	H	Belmont	50 59	306	H	Alabama A&M	69 54				

Non-Div I Games: Mid-Continent 110 28

Murray St.

Average RPI Win:	250	WON-LOST	WINNING	LAST 10	STRENGTH OF	OPP. STRENGTH	TEAM	ADJ.	CONF.	ADJ CONF.
Average RPI Loss:	144	RECORD	PCT. RANK	GAMES	SCHEDULE	OF SCHEDULE	RPI	RPI	RPI	RPI
DIV. I ONLY	12- 7	94	7- 3	293	248	154	154	30	30	
DIV. I NON-CONF.	7- 5	131	4- 2	166	152	109	109	30	30	
TOTALS	RPI 1-25	RPI 26-50	W-L RECORDS	RPI 51-100	RPI 101-150	RPI 150+				
12- 7	0- 0	0- 1	OVERALL	1- 1	0- 3	11- 2				
7- 2	0- 0	0- 0	HOME	0- 1	0- 1	7- 0				
5- 5	0- 0	0- 1	AWAY	1- 0	0- 2	4- 2				
0- 0	0- 0	0- 0	NEUTRAL	0- 0	0- 0	0- 0				
7- 5	0- 0	0- 1	NON-CONFERENCE	1- 1	0- 2	6- 1				
4- 1	0- 0	0- 0	HOME	0- 1	0- 0	4- 0				
3- 4	0- 0	0- 1	AWAY	1- 0	0- 2	2- 1				
0- 0	0- 0	0- 0	NEUTRAL	0- 0	0- 0	0- 0				
5- 2	0- 0	0- 0	CONFERENCE	0- 0	0- 1	5- 1				
3- 1	0- 0	0- 0	HOME	0- 0	0- 1	3- 0				
2- 1	0- 0	0- 0	AWAY	0- 0	0- 0	2- 1				
0- 0	0- 0	0- 0	NEUTRAL	0- 0	0- 0	0- 0				

RPI 1-25	RPI 26-50	RPI 51-100	RPI 101+	Team's RPI: 154
RPI S Opponent Score	RPI S Opponent Score	RPI S Opponent Score	RPI S Opponent Score	Score
	26 Nebraska 50 68	73 Charlotte 47 57	102 Richmond 63 76	
		80 Liberty 60 56	120 Howard 42 44	
			130 Virginia Tech 39 58	
			162 Elon 75 65	
			177 Iona 66 57	
			181 George Washington 67 56	
			243 Neb. Omaha 44 58	
			266 Siena 49 47	
			279 Florida A&M 73 52	
			282 Coppin St. 70 64	
			295 William & Mary 85 78	
			300 UNC Wilmington 56 47	
			308 Morgan St. 90 73	
			314 Bethune-Cookman 64 69	
			327 UMES 67 55	
			342 N.C. Central 67 27	
LAST 12 Division I GAMES:				
327 UMES 67 55	181 George Washington 67 56			
282 Coppin St. 70 64	300 UNC Wilmington 56 47			
308 Morgan St. 90 73	162 Elon 75 65			
120 Howard 42 44	130 Virginia Tech 39 58			
279 Florida A&M 73 52	295 William & Mary 85 78			
314 Bethune-Cookman 64 69	73 Charlotte 47 57			

Non-Div I Games: Winston-Salem 56 43

N.C. A&T

N.C. Central

Through Games Of Sunday, February 3, 2013

Average RPI Win:	0	WON-LOST	WINNING	LAST 10	STRENGTH OF	OPP. STRENGTH	TEAM	ADJ.	CONF.	ADJ CONF.
Average RPI Loss:	223	RECORD	PCT. RANK	GAMES	SCHEDULE	OF SCHEDULE	RPI	RPI	RPI	RPI
DIV. I ONLY	0- 20	341	0- 10	250	343	342	342	30	30	
DIV. I NON-CONF.	0- 13	336	0- 6	205	338	339	339	30	30	
TOTALS	RPI 1-25	RPI 26-50	W-L RECORDS	RPI 51-100	RPI 101-150	RPI 150+				
0- 20	0- 1	0- 0	OVERALL	0- 1	0- 4	0- 14				
0- 6	0- 0	0- 0	HOME	0- 0	0- 2	0- 4				
0- 14	0- 1	0- 0	AWAY	0- 1	0- 2	0- 10				
0- 0	0- 0	0- 0	NEUTRAL	0- 0	0- 0	0- 0				
0- 13	0- 1	0- 0	NON-CONFERENCE	0- 1	0- 3	0- 8				
0- 3	0- 0	0- 0	HOME	0- 0	0- 1	0- 2				
0- 10	0- 1	0- 0	AWAY	0- 1	0- 2	0- 6				
0- 0	0- 0	0- 0	NEUTRAL	0- 0	0- 0	0- 0				
0- 7	0- 0	0- 0	CONFERENCE	0- 0	0- 1	0- 6				
0- 3	0- 0	0- 0	HOME	0- 0	0- 1	0- 2				
0- 4	0- 0	0- 0	AWAY	0- 0	0- 0	0- 4				
0- 0	0- 0	0- 0	NEUTRAL	0- 0	0- 0	0- 0				

RPI S	Opponent	Score	RPI S	Opponent	Score	RPI S	Opponent	Score	RPI S	Opponent	Score	Team's RPI: 342
17	A North Carolina	21 49				73	A Charlotte	31 80	101	A East Carolina	28 65	
									120	H Howard	30 56	
									136	A Old Dominion	33 59	
									150	H Winthrop	44 63	
									154	A N.C. A&T	27 67	
									189	H Presbyterian	37 49	
									198	A Campbell	51 67	
									257	A Delaware St.	49 58	
									279	A Florida A&M	35 52	
									282	H Coppin St.	38 53	
									297	A Coastal Caro.	39 58	
									300	A UNC Wilmington	45 59	
									308	H Morgan St.	39 55	
									314	A Bethune-Cookman	32 55	
									317	A Western Caro.	55 67	
									320	H Wofford	39 50	
									322	A Gardner-Webb	32 54	
									329	A UNC Greensboro	39 49	
LAST 12 Division I GAMES:												
257	A Delaware St.	49 58	322	A Gardner-Webb	32 54							
308	H Morgan St.	39 55	329	A UNC Greensboro	39 49							
282	H Coppin St.	38 53	150	H Winthrop	44 63							
120	H Howard	30 56	17	A North Carolina	21 49							
314	A Bethune-Cookman	32 55	136	A Old Dominion	33 59							
279	A Florida A&M	35 52	101	A East Carolina	28 65							

Non-Div I Games:

N.C. Central

Loss, Non-Conf, S Site, H Home A Away N Neutral

Average RPI Win: 288	WON-LOST	WINNING	LAST 10	STRENGTH OF	OPP. STRENGTH	TEAM	ADJ.	CONF.	ADJ CONF.
Average RPI Loss: 187	RECORD	PCT. RANK	GAMES	SCHEDULE	OF SCHEDULE	RPI	RPI	RPI	RPI
DIV. I ONLY	8- 14	246	4- 6	311	297	289	289	33	33
DIV. I NON-CONF.	5- 13	273	1- 7	256	231	288	288	33	33
TOTALS	RPI 1-25	RPI 26-50	W-L RECORDS	RPI 51-100	RPI 101-150	RPI 150+			
8- 14	0- 1	0- 0	OVERALL	0- 2	0- 2	8- 9			
5- 4	0- 0	0- 0	HOME	0- 0	0- 2	5- 2			
3- 10	0- 1	0- 0	AWAY	0- 2	0- 0	3- 7			
0- 0	0- 0	0- 0	NEUTRAL	0- 0	0- 0	0- 0			
5- 13	0- 1	0- 0	NON-CONFERENCE	0- 2	0- 2	5- 8			
3- 4	0- 0	0- 0	HOME	0- 0	0- 2	3- 2			
2- 9	0- 1	0- 0	AWAY	0- 2	0- 0	2- 6			
0- 0	0- 0	0- 0	NEUTRAL	0- 0	0- 0	0- 0			
3- 1	0- 0	0- 0	CONFERENCE	0- 0	0- 0	3- 1			
2- 0	0- 0	0- 0	HOME	0- 0	0- 0	2- 0			
1- 1	0- 0	0- 0	AWAY	0- 0	0- 0	1- 1			
0- 0	0- 0	0- 0	NEUTRAL	0- 0	0- 0	0- 0			

RPI 1-25				RPI 26-50				RPI 51-100				RPI 101+ Team's RPI: 289			
RPI	S	Opponent	Score	RPI	S	Opponent	Score	RPI	S	Opponent	Score	RPI	S	Opponent	Score
7	A	Penn St.	37 82					57	A	St. John's (NY)	37 55	120	H	Howard	33 46
								94	A	Albany (NY)	41 76	123	H	Northeastern	45 59
												172	A	Bucknell	35 52
												204	H	Stony Brook	34 59
												217	A	Rider	53 51
												233	A	Seton Hall	66 69
												234	A	Fairleigh Dickinson	58 67
												235	A	VCU	52 64
												236	H	Lehigh	45 46
												257	H	Delaware St.	55 42
												264	H	St. Francis Brooklyn	73 61
												273	A	Colgate	36 72
												290	H	Rhode Island	48 44
												294	A	Brown	51 53
												313	H	Utah Valley	49 46
												315	A	Tex.-Pan American	81 75
												315	H	Tex.-Pan American	60 55
												333	A	Saint Peter's	62 35
												339	A	Chicago St.	57 58
LAST 12 Division I GAMES:															
315	A	Tex.-Pan American	81 75	172	A	Bucknell	35 52								
313	H	Utah Valley	49 46	236	H	Lehigh	45 46								
120	H	Howard	33 46	273	A	Colgate	36 72								
339	A	Chicago St.	57 58	290	H	Rhode Island	48 44								
294	A	Brown	51 53	57	A	St. John's (NY)	37 55								
315	H	Tex.-Pan American	60 55	7	A	Penn St.	37 82								

Non-Div I Games: Rutgers-Newark 90 31 Centenary (NJ) 72 37

NJIT

Loss, Non-Conf, S Site, H Home A Away N Neutral

Average RPI Win: 231	WON-LOST	WINNING	LAST 10	STRENGTH OF	OPP. STRENGTH	TEAM	ADJ.	CONF.	ADJ CONF.
Average RPI Loss: 147	RECORD	PCT. RANK	GAMES	SCHEDULE	OF SCHEDULE	RPI	RPI	RPI	RPI
DIV. I ONLY	13- 9	117	7- 3	227	205	137	137	16	16
DIV. I NON-CONF.	7- 8	177	1- 4	283	195	234	234	19	19
<hr/>									
TOTALS	RPI 1-25	RPI 26-50	W-L RECORDS	RPI 51-100	RPI 101-150	RPI 150+			
13- 9	0- 1	0- 0	OVERALL	0- 1	2- 2	11- 5			
8- 1	0- 0	0- 0	HOME	0- 0	2- 1	6- 0			
4- 7	0- 1	0- 0	AWAY	0- 1	0- 1	4- 4			
1- 1	0- 0	0- 0	NEUTRAL	0- 0	0- 0	1- 1			
7- 8	0- 1	0- 0	NON-CONFERENCE	0- 1	1- 2	6- 4			
5- 1	0- 0	0- 0	HOME	0- 0	1- 1	4- 0			
1- 6	0- 1	0- 0	AWAY	0- 1	0- 1	1- 3			
1- 1	0- 0	0- 0	NEUTRAL	0- 0	0- 0	1- 1			
6- 1	0- 0	0- 0	CONFERENCE	0- 0	1- 0	5- 1			
3- 0	0- 0	0- 0	HOME	0- 0	1- 0	2- 0			
3- 1	0- 0	0- 0	AWAY	0- 0	0- 0	3- 1			
0- 0	0- 0	0- 0	NEUTRAL	0- 0	0- 0	0- 0			

RPI 1-25				RPI 26-50				RPI 51-100				RPI 101+ Team's RPI: 137			
RPI	S	Opponent	Score	RPI	S	Opponent	Score	RPI	S	Opponent	Score	RPI	S	Opponent	Score
21	A	Princeton	50 70					60	A	Marquette	65 73	101	H	East Carolina	57 48
												102	A	Richmond	59 65
												105	H	American	61 42
												135	H	High Point	47 63
												172	H	Bucknell	61 40
												174	A	Holy Cross	60 47
												177	A	Iona	64 74
												188	N	UC Davis	63 66
												199	A	Army	42 53
												204	A	Stony Brook	40 44
												208	H	Lafayette	62 44
												214	H	Loyola Maryland	71 60
												236	A	Lehigh	72 47
												238	A	Mt. St. Mary's	45 53
												249	H	Marshall	67 51
												273	A	Colgate	59 43
												295	H	William & Mary	69 64
												316	N	Jackson St.	72 48
												323	A	Air Force	60 36
												333	H	Saint Peter's	64 53
<hr/>															
LAST 12 Division I GAMES:															
172	H	Bucknell	61 40	208	H	Lafayette	62 44								
236	A	Lehigh	72 47	21	A	Princeton	50 70								
273	A	Colgate	59 43	102	A	Richmond	59 65								
105	H	American	61 42	249	H	Marshall	67 51								
199	A	Army	42 53	60	A	Marquette	65 73								
174	A	Holy Cross	60 47	238	A	Mt. St. Mary's	45 53								

Non-Div I Games:

Navy

Average RPI Win:	276	WON-LOST	WINNING	LAST 10	STRENGTH OF	OPP. STRENGTH	TEAM	ADJ.	CONF.	ADJ CONF.
Average RPI Loss:	190	RECORD	PCT. RANK	GAMES	SCHEDULE	OF SCHEDULE	RPI	RPI	RPI	RPI
DIV. I ONLY	12- 7	94	5- 4	340	272	243	243	32	32	
DIV. I NON-CONF.	12- 7	111	6- 5	330	290	240	240	32	32	
TOTALS	RPI 1-25	RPI 26-50	W-L RECORDS	RPI 51-100	RPI 101-150	RPI 150+				
12- 7	0- 0	0- 0	OVERALL	0- 1	0- 1	12- 5				
8- 3	0- 0	0- 0	HOME	0- 1	0- 0	8- 2				
4- 4	0- 0	0- 0	AWAY	0- 0	0- 1	4- 3				
0- 0	0- 0	0- 0	NEUTRAL	0- 0	0- 0	0- 0				
12- 7	0- 0	0- 0	NON-CONFERENCE	0- 1	0- 1	12- 5				
8- 3	0- 0	0- 0	HOME	0- 1	0- 0	8- 2				
4- 4	0- 0	0- 0	AWAY	0- 0	0- 1	4- 3				
0- 0	0- 0	0- 0	NEUTRAL	0- 0	0- 0	0- 0				
0- 0	0- 0	0- 0	CONFERENCE	0- 0	0- 0	0- 0				
0- 0	0- 0	0- 0	HOME	0- 0	0- 0	0- 0				
0- 0	0- 0	0- 0	AWAY	0- 0	0- 0	0- 0				
0- 0	0- 0	0- 0	NEUTRAL	0- 0	0- 0	0- 0				

RPI 1-25				RPI 26-50				RPI 51-100				RPI 101+ Team's RPI: 243			
RPI	S	Opponent	Score	RPI	S	Opponent	Score	RPI	S	Opponent	Score	RPI	S	Opponent	Score
								70	H	South Dakota St.	64 74	142	A	IUPUI	49 60
												154	H	N.C. A&T	58 44
												168	H	Saint Louis	42 51
												196	H	Tulsa	48 49
												221	A	South Dakota	57 62
												251	A	Western Ill.	44 71
												258	H	North Dakota St.	61 52
												263	A	Oakland	67 63
												263	H	Oakland	59 41
												267	H	La.-Lafayette	79 67
												275	H	Loyola Chicago	65 58
												277	A	UMKC	61 44
												280	A	IPFW	46 51
												280	H	IPFW	60 50
												302	H	Northern Ariz.	79 75
												307	H	Texas-Arlington	73 39
												330	A	Ark.-Pine Bluff	67 63
												339	A	Chicago St.	62 47
LAST 12 Division I GAMES:															
				263	A	Oakland	67 63					142	A	IUPUI	49 60
				280	A	IPFW	46 51					280	H	IPFW	60 50
				70	H	South Dakota St.	64 74					263	H	Oakland	59 41
				258	H	North Dakota St.	61 52					221	A	South Dakota	57 62
				339	A	Chicago St.	62 47					277	A	UMKC	61 44
				251	A	Western Ill.	44 71					330	A	Ark.-Pine Bluff	67 63

Non-Div I Games: Southwest Minn. St.63 37 St. Mary (NE) 92 78 Indiana Dabney 83 39

Neb. Omaha

Loss, Non-Conf, S Site, H Home A Away N Neutral

Nebraska

Through Games Of Sunday, February 3, 2013

Average RPI Win:	126	WON-LOST	WINNING	LAST 10	STRENGTH OF	OPP. STRENGTH	TEAM	ADJ.	CONF.	ADJ CONF.
Average RPI Loss:	30	RECORD	PCT. RANK	GAMES	SCHEDULE	OF SCHEDULE	RPI	RPI	RPI	RPI
DIV. I ONLY	16- 6	53	7- 3	15	37	26	26	2	2	
DIV. I NON-CONF.	10- 3	50	3- 0	46	77	32	32	2	2	
TOTALS	RPI 1-25	RPI 26-50	W-L RECORDS	RPI 51-100	RPI 101-150	RPI 150+				
16- 6	1- 3	1- 1	OVERALL	5- 2	4- 0	5- 0				
11- 3	1- 2	1- 0	HOME	2- 1	3- 0	4- 0				
5- 3	0- 1	0- 1	AWAY	3- 1	1- 0	1- 0				
0- 0	0- 0	0- 0	NEUTRAL	0- 0	0- 0	0- 0				
10- 3	1- 1	0- 1	NON-CONFERENCE	1- 1	4- 0	4- 0				
8- 1	1- 1	0- 0	HOME	0- 0	3- 0	4- 0				
2- 2	0- 0	0- 1	AWAY	1- 1	1- 0	0- 0				
0- 0	0- 0	0- 0	NEUTRAL	0- 0	0- 0	0- 0				
6- 3	0- 2	1- 0	CONFERENCE	4- 1	0- 0	1- 0				
3- 2	0- 1	1- 0	HOME	2- 1	0- 0	0- 0				
3- 1	0- 1	0- 0	AWAY	2- 0	0- 0	1- 0				
0- 0	0- 0	0- 0	NEUTRAL	0- 0	0- 0	0- 0				

RPI	S	Opponent	Score	RPI	S	Opponent	Score	RPI	S	Opponent	Score	RPI	S	Opponent	Score
7	A	Penn St.	58 80	29	A	Creighton	57 66	57	H	Illinois	52 62	107	H	Temple	64 39
8	H	Maryland	71 90	35	H	Michigan St.	59 54	62	A	South Fla.	62 52	121	A	Southern California	74 65
9	H	Purdue	66 69					63	A	Minnesota	84 63	126	H	Sam Houston St.	85 72
18	H	Florida St.	78 77					63	H	Minnesota	80 56	141	H	Oral Roberts	80 67
								70	A	South Dakota St.	55 60	154	H	N.C. A&T	68 50
								77	A	Ohio St.	62 53	156	H	Idaho St.	60 51
								89	H	Wisconsin	70 52	184	A	Indiana	67 38
												302	H	Northern Ariz.	77 55
												321	H	Grambling	84 39
LAST 12 Division I GAMES:															
63	H	Minnesota	80 56	184	A	Indiana	67 38								
77	A	Ohio St.	62 53	9	H	Purdue	66 69								
35	H	Michigan St.	59 54	89	H	Wisconsin	70 52								
63	A	Minnesota	84 63	321	H	Grambling	84 39								
57	H	Illinois	52 62	141	H	Oral Roberts	80 67								
7	A	Penn St.	58 80	62	A	South Fla.	62 52								

Non-Div I Games:

Nebraska

■ Loss,
■ Non-Conf, S Site,
■ Home
■ Away
N Neutral

Nevada

Average RPI Win: 268

Average RPI Loss: 137

WON-LOST

WINNING

LAST 10

Through Games Of Sunday, February 3, 2013

STRENGTH OF

OPP. STRENGTH

TEAM

ADJ.

CONF.

ADJ CONF.

RECORD

PCT. RANK

GAMES

SCHEDULE

OF SCHEDULE

RPI

RPI

RPI

RPI

DIV. I ONLY

5- 14

299

1- 9

145

195

270

270

17

17

DIV. I NON-CONF.

4- 8

242

0- 4

158

193

231

231

17

17

TOTALS

RPI 1-25

RPI 26-50

W-L RECORDS

RPI 51-100

RPI 101-150

RPI 150+

5- 14

0- 0

0- 2

OVERALL

0- 4

0- 2

5- 6

3- 6

0- 0

0- 1

HOME

0- 1

0- 1

3- 3

2- 6

0- 0

0- 1

AWAY

0- 2

0- 0

2- 3

0- 2

0- 0

0- 0

NEUTRAL

0- 1

0- 1

0- 0

4- 8

0- 0

0- 2

NON-CONFERENCE

0- 1

0- 2

4- 3

2- 3

0- 0

0- 1

HOME

0- 0

0- 1

2- 1

2- 3

0- 0

0- 1

AWAY

0- 0

0- 0

2- 2

0- 2

0- 0

0- 0

NEUTRAL

0- 1

0- 1

0- 0

1- 6

0- 0

0- 0

CONFERENCE

0- 3

0- 0

1- 3

1- 3

0- 0

0- 0

HOME

0- 1

0- 0

1- 2

0- 3

0- 0

0- 0

AWAY

0- 2

0- 0

0- 1

0- 0

0- 0

0- 0

NEUTRAL

0- 0

0- 0

0- 0

RPI 1-25

RPI 26-50

RPI 51-100

RPI 101+

Team's RPI: 270

RPI S Opponent Score

RPI S Opponent Score

RPI S Opponent Score

RPI S Opponent Score

28 A Pacific 63 72

51 A San Diego St. 57 69

109 H Cal Poly 63 72

46 H Toledo 61 73

62 N South Fla. 46 71

134 N Miami (OH) 49 62

67 A Wyoming 41 92

153 A Wake Forest 54 77

93 H Fresno St. 56 74

171 H New Mexico 66 69

201 A Portland 61 70

215 H Cleveland St. 86 79

248 A Oregon 77 73

260 A Boise St. 58 67

261 H UNLV 61 66

269 A UC Irvine 72 49

283 H Cal St. Fullerton 76 72

287 H CSU Bakersfield 80 83

323 H Air Force 67 54

LAST 12 Division I GAMES:

171 H New Mexico 66 69

323 H Air Force 67 54

261 H UNLV 61 66

287 H CSU Bakersfield 80 83

260 A Boise St. 58 67

153 A Wake Forest 54 77

51 A San Diego St. 57 69

134 N Miami (OH) 49 62

93 H Fresno St. 56 74

62 N South Fla. 46 71

67 A Wyoming 41 92

248 A Oregon 77 73

N
e
v
a
d
aN
e
v
a
d
a

Non-Div I Games: Cal St. L.A. 91 81

Nevada

Loss, Non-Conf, S Site, H Home A Away N Neutral

Page 186

New Hampshire

Through Games Of Sunday, February 3, 2013

Average RPI Win: 262	WON-LOST	WINNING	LAST 10	STRENGTH OF	OPP. STRENGTH	TEAM	ADJ.	CONF.	ADJ CONF.
Average RPI Loss: 168	RECORD	PCT. RANK	GAMES	SCHEDULE	OF SCHEDULE	RPI	RPI	RPI	RPI
DIV. I ONLY	8- 13	230	3- 7	246	269	252	252	23	23
DIV. I NON-CONF.	5- 7	211	1- 2	258	252	232	232	25	25
TOTALS	RPI 1-25	RPI 26-50	W-L RECORDS	RPI 51-100	RPI 101-150	RPI 150+			
8- 13	0- 0	0- 0	OVERALL	0- 6	0- 0	8- 7			
5- 3	0- 0	0- 0	HOME	0- 1	0- 0	5- 2			
3- 9	0- 0	0- 0	AWAY	0- 4	0- 0	3- 5			
0- 1	0- 0	0- 0	NEUTRAL	0- 1	0- 0	0- 0			
5- 7	0- 0	0- 0	NON-CONFERENCE	0- 3	0- 0	5- 4			
3- 1	0- 0	0- 0	HOME	0- 0	0- 0	3- 1			
2- 5	0- 0	0- 0	AWAY	0- 2	0- 0	2- 3			
0- 1	0- 0	0- 0	NEUTRAL	0- 1	0- 0	0- 0			
3- 6	0- 0	0- 0	CONFERENCE	0- 3	0- 0	3- 3			
2- 2	0- 0	0- 0	HOME	0- 1	0- 0	2- 1			
1- 4	0- 0	0- 0	AWAY	0- 2	0- 0	1- 2			
0- 0	0- 0	0- 0	NEUTRAL	0- 0	0- 0	0- 0			

RPI S	Opponent	Score	RPI S	Opponent	Score	RPI S	Opponent	Score	RPI S	Opponent	Score	Team's RPI: 252
						61	H Boston U.	53 55	170	H Dartmouth	54 38	
						64	N Quinnipiac	53 60	174	A Holy Cross	68 65	
						85	A Hartford	56 63	204	A Stony Brook	47 60	
						94	A Albany (NY)	43 78	204	H Stony Brook	44 48	
						95	A Harvard	44 63	209	A Yale	57 51	
						98	A Boston College	59 64	211	H Central Conn. St.	32 43	
									215	A Cleveland St.	47 58	
									271	H Cornell	59 56	
									273	A Colgate	61 72	
									286	A Vermont	60 63	
									294	A Brown	43 50	
									305	A Binghamton	60 52	
									310	H UMBC	63 62	
									319	H Wagner	77 54	
									334	H Maine	61 54	
LAST 12 Division I GAMES:												
204	A Stony Brook	47 60	310	H UMBC	63 62							
334	H Maine	61 54	204	H Stony Brook	44 48							
305	A Binghamton	60 52	286	A Vermont	60 63							
85	A Hartford	56 63	273	A Colgate	61 72							
61	H Boston U.	53 55	215	A Cleveland St.	47 58							
94	A Albany (NY)	43 78	319	H Wagner	77 54							

Non-Div I Games:

New Hampshire

Loss, Non-Conf, S Site, H Home A Away N Neutral

Average RPI Win:	249	WON-LOST	WINNING	LAST 10	STRENGTH OF	OPP. STRENGTH	TEAM	ADJ.	CONF.	ADJ CONF.
Average RPI Loss:	100	RECORD	PCT. RANK	GAMES	SCHEDULE	OF SCHEDULE	RPI	RPI	RPI	RPI
DIV. I ONLY	11- 9	130	4- 6	182	156	171	171	17	17	
DIV. I NON-CONF.	8- 5	114	2- 3	214	159	171	171	17	17	
TOTALS	RPI 1-25	RPI 26-50	W-L RECORDS	RPI 51-100	RPI 101-150	RPI 150+				
11- 9	0- 2	1- 0	OVERALL	0- 4	0- 1	10- 2				
8- 4	0- 1	1- 0	HOME	0- 2	0- 1	7- 0				
3- 5	0- 1	0- 0	AWAY	0- 2	0- 0	3- 2				
0- 0	0- 0	0- 0	NEUTRAL	0- 0	0- 0	0- 0				
8- 5	0- 2	1- 0	NON-CONFERENCE	0- 1	0- 1	7- 1				
7- 2	0- 1	1- 0	HOME	0- 0	0- 1	6- 0				
1- 3	0- 1	0- 0	AWAY	0- 1	0- 0	1- 1				
0- 0	0- 0	0- 0	NEUTRAL	0- 0	0- 0	0- 0				
3- 4	0- 0	0- 0	CONFERENCE	0- 3	0- 0	3- 1				
1- 2	0- 0	0- 0	HOME	0- 2	0- 0	1- 0				
2- 2	0- 0	0- 0	AWAY	0- 1	0- 0	2- 1				
0- 0	0- 0	0- 0	NEUTRAL	0- 0	0- 0	0- 0				

RPI	S	Opponent	Score	RPI	S	Opponent	Score	RPI	S	Opponent	Score	RPI	S	Opponent	Score	Team's RPI: 171
16	H	Georgia	42 72	44	H	Texas Tech	65 61	51	H	San Diego St.	39 63	127	H	Arizona	53 58	
22	A	Colorado	39 84					67	H	Wyoming	54 72	163	H	North Texas	81 59	
								71	A	UTEP	45 60	191	A	Houston	62 77	
								93	A	Fresno St.	65 69	242	A	Colorado St.	68 54	
												254	A	New Mexico St.	68 44	
												254	H	New Mexico St.	60 37	
												260	H	Boise St.	58 53	
												261	A	UNLV	57 68	
												270	A	Nevada	69 66	
												283	H	Cal St. Fullerton	52 43	
												302	H	Northern Ariz.	68 57	
												324	H	Weber St.	67 44	
												344	H	Houston Baptist	63 46	
LAST 12 Division I GAMES:																
270	A	Nevada	69 66	261	A	UNLV	57 68									
67	H	Wyoming	54 72	22	A	Colorado	39 84									
51	H	San Diego St.	39 63	71	A	UTEP	45 60									
242	A	Colorado St.	68 54	254	A	New Mexico St.	68 44									
260	H	Boise St.	58 53	127	H	Arizona	53 58									
93	A	Fresno St.	65 69	283	H	Cal St. Fullerton	52 43									

Non-Div I Games:

New Mexico

■ Loss,
 ■ Non-Conf, S Site,
 ■ Home
 ■ Away
 N Neutral

Average RPI Win:	225	WON-LOST	WINNING	LAST 10	STRENGTH OF	OPP. STRENGTH	TEAM	ADJ.	CONF.	ADJ CONF.
Average RPI Loss:	198	RECORD	PCT. RANK	GAMES	SCHEDULE	OF SCHEDULE	RPI	RPI	RPI	RPI
DIV. I ONLY	9- 12	206	3- 7	238	279	254	254	24	24	
DIV. I NON-CONF.	6- 4	124	1- 0	163	235	139	139	24	24	
TOTALS	RPI 1-25	RPI 26-50	W-L RECORDS	RPI 51-100	RPI 101-150	RPI 150+				
9- 12	0- 0	0- 0	OVERALL	1- 1	0- 1	8- 10				
6- 6	0- 0	0- 0	HOME	1- 0	0- 1	5- 5				
3- 6	0- 0	0- 0	AWAY	0- 1	0- 0	3- 5				
0- 0	0- 0	0- 0	NEUTRAL	0- 0	0- 0	0- 0				
6- 4	0- 0	0- 0	NON-CONFERENCE	1- 1	0- 0	5- 3				
5- 1	0- 0	0- 0	HOME	1- 0	0- 0	4- 1				
1- 3	0- 0	0- 0	AWAY	0- 1	0- 0	1- 2				
0- 0	0- 0	0- 0	NEUTRAL	0- 0	0- 0	0- 0				
3- 8	0- 0	0- 0	CONFERENCE	0- 0	0- 1	3- 7				
1- 5	0- 0	0- 0	HOME	0- 0	0- 1	1- 4				
2- 3	0- 0	0- 0	AWAY	0- 0	0- 0	2- 3				
0- 0	0- 0	0- 0	NEUTRAL	0- 0	0- 0	0- 0				

RPI 1-25				RPI 26-50				RPI 51-100				RPI 101+ Team's RPI: 254			
RPI	S	Opponent	Score	RPI	S	Opponent	Score	RPI	S	Opponent	Score	RPI	S	Opponent	Score
								71	A	UTEP	44 66	148	H	Idaho	51 57
								71	H	UTEP	69 68	157	A	UC Santa Barbara	41 43
												164	H	Louisiana Tech	71 67
												166	A	Utah St.	63 65
												171	A	New Mexico	37 60
												171	H	New Mexico	44 68
												182	H	Seattle	54 60
												212	A	Denver	58 67
												213	H	Loyola Marymount	77 76
												241	A	Southern Utah	70 68
												246	A	UTSA	69 52
												246	H	UTSA	53 66
												268	H	George Mason	55 52
												269	H	UC Irvine	50 44
												272	A	San Jose St.	50 51
												276	A	Texas St.	61 58
												276	H	Texas St.	49 58
												277	H	UMKC	75 50
												307	H	Texas-Arlington	59 62
LAST 12 Division I GAMES:															
246	H	UTSA	53 66	182	H	Seattle	54 60								
276	H	Texas St.	49 58	276	A	Texas St.	61 58								
212	A	Denver	58 67	246	A	UTSA	69 52								
272	A	San Jose St.	50 51	164	H	Louisiana Tech	71 67								
166	A	Utah St.	63 65	307	H	Texas-Arlington	59 62								
148	H	Idaho	51 57	277	H	UMKC	75 50								

Non-Div I Games:

New Mexico St.

Average RPI Win:	0	WON-LOST	WINNING	LAST 10	STRENGTH OF	OPP. STRENGTH	TEAM	ADJ.	CONF.	ADJ CONF.
Average RPI Loss:	249	RECORD	PCT. RANK	GAMES	SCHEDULE	OF SCHEDULE	RPI	RPI	RPI	RPI
DIV. I ONLY	0- 17	341	0- 10	341	345	345	345	32	32	
DIV. I NON-CONF.	0- 17	336	0- 12	336	343	345	345	32	32	
TOTALS	RPI 1-25	RPI 26-50	W-L RECORDS	RPI 51-100	RPI 101-150	RPI 150+				
0- 17	0- 0	0- 1	OVERALL	0- 1	0- 0	0- 15				
0- 8	0- 0	0- 0	HOME	0- 0	0- 0	0- 8				
0- 7	0- 0	0- 1	AWAY	0- 1	0- 0	0- 5				
0- 2	0- 0	0- 0	NEUTRAL	0- 0	0- 0	0- 2				
0- 17	0- 0	0- 1	NON-CONFERENCE	0- 1	0- 0	0- 15				
0- 8	0- 0	0- 0	HOME	0- 0	0- 0	0- 8				
0- 7	0- 0	0- 1	AWAY	0- 1	0- 0	0- 5				
0- 2	0- 0	0- 0	NEUTRAL	0- 0	0- 0	0- 2				
0- 0	0- 0	0- 0	CONFERENCE	0- 0	0- 0	0- 0				
0- 0	0- 0	0- 0	HOME	0- 0	0- 0	0- 0				
0- 0	0- 0	0- 0	AWAY	0- 0	0- 0	0- 0				
0- 0	0- 0	0- 0	NEUTRAL	0- 0	0- 0	0- 0				

RPI S	Opponent	Score	RPI S	Opponent	Score	RPI S	Opponent	Score	RPI S	Opponent	Score	Team's RPI: 345
44	A Texas Tech	38 81	53	A LSU	61 87	185	H Southern Miss.	59 69	193	H Nicholls St.	66 80	
						193	N Nicholls St.	45 75	233	A Seton Hall	35 82	
						241	N Southern Utah	47 76	267	A La.-Lafayette	41 68	
						291	A Southeastern La.	67 69	291	H Southeastern La.	64 76	
						293	H Northwestern St.	52 53	315	H Tex.-Pan American	56 71	
						316	H Jackson St.	51 82	321	A Grambling	44 76	
						330	A Ark.-Pine Bluff	62 75	330	H Ark.-Pine Bluff	54 63	
						344	H Houston Baptist	45 60				
LAST 12 Division I GAMES:												
315	H Tex.-Pan American	56 71	330	A Ark.-Pine Bluff	62 75							
321	A Grambling	44 76	233	A Seton Hall	35 82							
344	H Houston Baptist	45 60	316	H Jackson St.	51 82							
185	H Southern Miss.	59 69	267	A La.-Lafayette	41 68							
53	A LSU	61 87	291	A Southeastern La.	67 69							
330	H Ark.-Pine Bluff	54 63	291	H Southeastern La.	64 76							

Non-Div I Games: Ark.-Monticello 68 58

New Orleans

■ Loss,
 ■ Non-Conf, S Site,
 ■ Home
 ■ Away
 N Neutral

Niagara

Through Games Of Sunday, February 3, 2013

Average RPI Win: 271	WON-LOST	WINNING	LAST 10	STRENGTH OF	OPP. STRENGTH	TEAM	ADJ.	CONF.	ADJ CONF.
Average RPI Loss: 160	RECORD	PCT. RANK	GAMES	SCHEDULE	OF SCHEDULE	RPI	RPI	RPI	RPI
DIV. I ONLY	10- 11	174	5- 5	310	212	240	240	26	26
DIV. I NON-CONF.	5- 6	187	0- 2	319	191	258	258	22	22
TOTALS	RPI 1-25	RPI 26-50	W-L RECORDS	RPI 51-100	RPI 101-150	RPI 150+			
10- 11	0- 0	0- 2	OVERALL	0- 1	0- 0	10- 8			
5- 4	0- 0	0- 1	HOME	0- 1	0- 0	5- 2			
5- 7	0- 0	0- 1	AWAY	0- 0	0- 0	5- 6			
0- 0	0- 0	0- 0	NEUTRAL	0- 0	0- 0	0- 0			
5- 6	0- 0	0- 1	NON-CONFERENCE	0- 1	0- 0	5- 4			
3- 2	0- 0	0- 0	HOME	0- 1	0- 0	3- 1			
2- 4	0- 0	0- 1	AWAY	0- 0	0- 0	2- 3			
0- 0	0- 0	0- 0	NEUTRAL	0- 0	0- 0	0- 0			
5- 5	0- 0	0- 1	CONFERENCE	0- 0	0- 0	5- 4			
2- 2	0- 0	0- 1	HOME	0- 0	0- 0	2- 1			
3- 3	0- 0	0- 0	AWAY	0- 0	0- 0	3- 3			
0- 0	0- 0	0- 0	NEUTRAL	0- 0	0- 0	0- 0			

RPI S	Opponent	Score	RPI S	Opponent	Score	RPI S	Opponent	Score	RPI S	Opponent	Score	Team's RPI: 240
39	A Michigan	44 82	49	H Marist	51 71	86	H Bowling Green	74 79	159	A Fairfield	54 61	
									172	A Bucknell	69 77	
									177	A Iona	58 60	
									177	H Iona	65 76	
									200	H St. Bonaventure	49 51	
									214	A Loyola Maryland	68 71	
									217	A Rider	64 59	
									217	H Rider	62 58	
									236	A Lehigh	49 72	
									245	A Canisius	62 49	
									253	A Buffalo	51 65	
									256	A Robert Morris	63 59	
									263	H Oakland	70 59	
									266	H Siena	70 62	
									273	H Colgate	66 63	
									305	A Binghamton	63 57	
									331	H Kent St.	82 55	
									333	A Saint Peter's	54 46	
LAST 12 Division I GAMES:												
217	A Rider	64 59	159	A Fairfield	54 61							
214	A Loyola Maryland	68 71	333	A Saint Peter's	54 46							
245	A Canisius	62 49	266	H Siena	70 62							
177	A Iona	58 60	177	H Iona	65 76							
49	H Marist	51 71	39	A Michigan	44 82							
217	H Rider	62 58	253	A Buffalo	51 65							

Non-Div I Games:

Niagara

■ Loss,
 ■ Non-Conf, S Site,
 ■ Home
 ■ Away
 N Neutral

Average RPI Win: 258				WON-LOST		WINNING		LAST 10		STRENGTH OF		OPP. STRENGTH		TEAM		ADJ.		CONF.		ADJ CONF.	
Average RPI Loss: 156				RECORD		PCT. RANK		GAMES		SCHEDULE		OF SCHEDULE		RPI		RPI		RPI		RPI	
DIV. I ONLY				13- 8		99		5- 5		326		301		193		193		21		21	
DIV. I NON-CONF.				8- 3		61		1- 1		322		298		141		141		20		20	
TOTALS		RPI 1-25		RPI 26-50		W-L RECORDS		RPI 51-100		RPI 101-150		RPI 150+									
13- 8		0- 0		0- 2		OVERALL		0- 0		2- 2		11- 4									
4- 2		0- 0		0- 0		HOME		0- 0		1- 1		3- 1									
6- 6		0- 0		0- 2		AWAY		0- 0		1- 1		5- 3									
3- 0		0- 0		0- 0		NEUTRAL		0- 0		0- 0		3- 0									
8- 3		0- 0		0- 2		NON-CONFERENCE		0- 0		0- 0		8- 1									
2- 0		0- 0		0- 0		HOME		0- 0		0- 0		2- 0									
3- 3		0- 0		0- 2		AWAY		0- 0		0- 0		3- 1									
3- 0		0- 0		0- 0		NEUTRAL		0- 0		0- 0		3- 0									
5- 5		0- 0		0- 0		CONFERENCE		0- 0		2- 2		3- 3									
2- 2		0- 0		0- 0		HOME		0- 0		1- 1		1- 1									
3- 3		0- 0		0- 0		AWAY		0- 0		1- 1		2- 2									
0- 0		0- 0		0- 0		NEUTRAL		0- 0		0- 0		0- 0									

RPI 1-25				RPI 26-50				RPI 51-100				RPI 101+				Team's RPI: 193	
RPI	S	Opponent	Score	RPI	S	Opponent	Score	RPI	S	Opponent	Score	RPI	S	Opponent	Score		
				30	A	DePaul	57 87					126	H	Sam Houston St.	63 70		
				44	A	Texas Tech	48 78					141	A	Oral Roberts	56 84		
												141	H	Oral Roberts	69 66		
												147	A	McNeese St.	78 61		
												155	A	Arkansas St.	58 66		
												187	A	Texas Southern	65 58		
												227	A	Stephen F. Austin	66 74		
												229	H	La.-Monroe	85 60		
												230	A	Central Ark.	68 62		
												230	H	Central Ark.	56 72		
												241	N	Southern Utah	65 54		
												265	N	Mississippi Val.	60 57		
												267	H	La.-Lafayette	71 62		
												291	A	Southeastern La.	71 65		
												293	A	Northwestern St.	55 64		
												325	A	Alabama St.	57 46		
												336	H	A&M-Corpus Christi	70 53		
												345	A	New Orleans	80 66		
												345	N	New Orleans	75 45		
LAST 12 Division I GAMES:																	
				230	A	Central Ark.	68 62					291	A	Southeastern La.	71 65		
				141	A	Oral Roberts	56 84					147	A	McNeese St.	78 61		
				126	H	Sam Houston St.	63 70					141	H	Oral Roberts	69 66		
				336	H	A&M-Corpus Christi	70 53					230	H	Central Ark.	56 72		
				227	A	Stephen F. Austin	66 74					187	A	Texas Southern	65 58		
				293	A	Northwestern St.	55 64					155	A	Arkansas St.	58 66		

Non-Div I Games:

Nicholls St.

■ Loss, ■ Non-Conf, S Site, H Home A Away N Neutral

Average RPI Win:	255	WON-LOST	WINNING	LAST 10	STRENGTH OF	OPP. STRENGTH	TEAM	ADJ.	CONF.	ADJ CONF.
Average RPI Loss:	203	RECORD	PCT. RANK	GAMES	SCHEDULE	OF SCHEDULE	RPI	RPI	RPI	RPI
DIV. I ONLY	2- 16	330	1- 8	283	324	338	338	30	30	
DIV. I NON-CONF.	1- 9	322	0- 5	198	317	326	326	30	30	
TOTALS	RPI 1-25	RPI 26-50	W-L RECORDS	RPI 51-100	RPI 101-150	RPI 150+				
2- 16	0- 0	0- 0	OVERALL	0- 2	0- 5	2- 9				
2- 4	0- 0	0- 0	HOME	0- 1	0- 0	2- 3				
0- 10	0- 0	0- 0	AWAY	0- 1	0- 4	0- 5				
0- 2	0- 0	0- 0	NEUTRAL	0- 0	0- 1	0- 1				
1- 9	0- 0	0- 0	NON-CONFERENCE	0- 1	0- 3	1- 5				
1- 2	0- 0	0- 0	HOME	0- 0	0- 0	1- 2				
0- 5	0- 0	0- 0	AWAY	0- 1	0- 2	0- 2				
0- 2	0- 0	0- 0	NEUTRAL	0- 0	0- 1	0- 1				
1- 7	0- 0	0- 0	CONFERENCE	0- 1	0- 2	1- 4				
1- 2	0- 0	0- 0	HOME	0- 1	0- 0	1- 1				
0- 5	0- 0	0- 0	AWAY	0- 0	0- 2	0- 3				
0- 0	0- 0	0- 0	NEUTRAL	0- 0	0- 0	0- 0				

RPI 1-25			RPI 26-50			RPI 51-100			RPI 101+			Team's RPI: 338
RPI	S	Opponent	Score	RPI	S	Opponent	Score	RPI	S	Opponent	Score	
						55 A Virginia	23 66	101 A East Carolina		46 54		
						84 H Hampton	41 76	111 N Appalachian St.		61 68		
								120 A Howard		45 56		
								132 A Hofstra		47 82		
								143 A South Carolina St.		59 62		
								187 H Texas Southern		53 68		
								202 H Penn		60 51		
								226 A Radford		50 73		
								278 H USC Upstate		64 71		
								282 A Coppin St.		49 79		
								282 H Coppin St.		51 56		
								288 N Northern Ill.		38 69		
								304 A Savannah St.		55 62		
								308 H Morgan St.		81 68		
								327 A UMES		80 86		
								329 A UNC Greensboro		63 71		
LAST 12 Division I GAMES:												
282 A Coppin St.		49 79	132 A Hofstra		47 82							
84 H Hampton		41 76	288 N Northern Ill.		38 69							
308 H Morgan St.		81 68	55 A Virginia		23 66							
282 H Coppin St.		51 56	329 A UNC Greensboro		63 71							
120 A Howard		45 56	226 A Radford		50 73							
327 A UMES		80 86	143 A South Carolina St.		59 62							

Non-Div I Games: Chowan 60 56

Norfolk St.

■ Loss,
 ■ Non-Conf,
 ■ S Site,
 ■ H Home
 ■ A Away
 N Neutral

North Carolina

Through Games Of Sunday, February 3, 2013

Average RPI Win:	129	WON-LOST	WINNING	LAST 10	STRENGTH OF	OPP. STRENGTH	TEAM	ADJ.	CONF.	ADJ CONF.
Average RPI Loss:	8	RECORD	PCT. RANK	GAMES	SCHEDULE	OF SCHEDULE	RPI	RPI	RPI	RPI
DIV. I ONLY	20- 3	11	8- 2	51	23	17	17	5	5	
DIV. I NON-CONF.	12- 1	4	2- 0	144	66	23	23	4	4	
TOTALS	RPI 1-25	RPI 26-50	W-L RECORDS	RPI 51-100	RPI 101-150	RPI 150+				
20- 3	2- 3	4- 0	OVERALL	4- 0	3- 0	7- 0				
14- 1	2- 1	2- 0	HOME	4- 0	1- 0	5- 0				
5- 2	0- 2	2- 0	AWAY	0- 0	1- 0	2- 0				
1- 0	0- 0	0- 0	NEUTRAL	0- 0	1- 0	0- 0				
12- 1	0- 1	3- 0	NON-CONFERENCE	2- 0	1- 0	6- 0				
9- 0	0- 0	2- 0	HOME	2- 0	0- 0	5- 0				
2- 1	0- 1	1- 0	AWAY	0- 0	0- 0	1- 0				
1- 0	0- 0	0- 0	NEUTRAL	0- 0	1- 0	0- 0				
8- 2	2- 2	1- 0	CONFERENCE	2- 0	2- 0	1- 0				
5- 1	2- 1	0- 0	HOME	2- 0	1- 0	0- 0				
3- 1	0- 1	1- 0	AWAY	0- 0	1- 0	1- 0				
0- 0	0- 0	0- 0	NEUTRAL	0- 0	0- 0	0- 0				

RPI	S	Opponent	Score	RPI	S	Opponent	Score	RPI	S	Opponent	Score	RPI	S	Opponent	Score
6	A	Tennessee	57 102	31	A	Iowa	77 64	55	H	Virginia	71 60	101	N	East Carolina	76 67
8	A	Maryland	59 85	32	H	Duquesne	62 58	69	H	Georgia Tech	79 58	115	A	North Carolina St.	70 66
8	H	Maryland	60 57	38	H	Georgetown	63 48	77	H	Ohio St.	57 54	130	H	Virginia Tech	48 45
11	H	Duke	63 84	42	A	Miami (FL)	64 62	96	H	Davidson	70 59	152	A	Clemson	65 58
18	H	Florida St.	72 62									179	H	La Salle	85 55
												226	H	Radford	64 44
												237	H	East Tenn. St.	85 44
												297	A	Coastal Caro.	75 49
												340	H	UNC Asheville	101 42
												342	H	N.C. Central	49 21
LAST 12 Division I GAMES:															
11	H	Duke	63 84	115	A	North Carolina St.	70 66								
18	H	Florida St.	72 62	130	H	Virginia Tech	48 45								
42	A	Miami (FL)	64 62	8	H	Maryland	60 57								
8	A	Maryland	59 85	152	A	Clemson	65 58								
55	H	Virginia	71 60	237	H	East Tenn. St.	85 44								
69	H	Georgia Tech	79 58	101	N	East Carolina	76 67								

Non-Div I Games:

North Carolina

Loss, Non-Conf, S Site, H Home A Away N Neutral

Average RPI Win:	179	WON-LOST	WINNING	LAST 10	STRENGTH OF	OPP. STRENGTH	TEAM	ADJ.	CONF.	ADJ CONF.
Average RPI Loss:	57	RECORD	PCT. RANK	GAMES	SCHEDULE	OF SCHEDULE	RPI	RPI	RPI	RPI
DIV. I ONLY	11- 12	173	3- 7	65	49	115	115	5	5	
DIV. I NON-CONF.	8- 4	84	1- 0	150	163	117	117	4	4	
TOTALS	RPI 1-25	RPI 26-50	W-L RECORDS	RPI 51-100	RPI 101-150	RPI 150+				
11- 12	0- 4	0- 2	OVERALL	2- 4	2- 1	7- 1				
8- 4	0- 3	0- 1	HOME	1- 0	1- 0	6- 0				
2- 6	0- 1	0- 1	AWAY	1- 3	0- 0	1- 1				
1- 2	0- 0	0- 0	NEUTRAL	0- 1	1- 1	0- 0				
8- 4	0- 0	0- 1	NON-CONFERENCE	1- 2	1- 1	6- 0				
6- 1	0- 0	0- 1	HOME	1- 0	0- 0	5- 0				
1- 1	0- 0	0- 0	AWAY	0- 1	0- 0	1- 0				
1- 2	0- 0	0- 0	NEUTRAL	0- 1	1- 1	0- 0				
3- 8	0- 4	0- 1	CONFERENCE	1- 2	1- 0	1- 1				
2- 3	0- 3	0- 0	HOME	0- 0	1- 0	1- 0				
1- 5	0- 1	0- 1	AWAY	1- 2	0- 0	0- 1				
0- 0	0- 0	0- 0	NEUTRAL	0- 0	0- 0	0- 0				

RPI	S	Opponent	Score
8	A	Maryland	62 82
11	H	Duke	57 67
17	H	North Carolina	66 70
18	H	Florida St.	74 82

RPI	S	Opponent	Score
35	H	Michigan St.	51 68
42	A	Miami (FL)	53 79

RPI	S	Opponent	Score
53	A	LSU	73 81
55	A	Virginia	59 78
65	N	Florida	64 66
69	A	Georgia Tech	78 66
88	H	Auburn	85 71
98	A	Boston College	69 81

RPI	S	Opponent	Score	Team's RPI: 115
114	N	Arizona St.	72 68	
129	N	UNI	72 76	
130	H	Virginia Tech	58 39	
153	A	Wake Forest	56 69	
153	H	Wake Forest	64 55	
162	H	Elon	88 73	
189	H	Presbyterian	76 30	
200	A	St. Bonaventure	70 66	
207	H	Longwood	102 49	
320	H	Wofford	85 45	
332	H	Charleston So.	81 54	

LAST 12 Division I GAMES:

153	H	Wake Forest	64 55	55	A	Virginia	59 78
98	A	Boston College	69 81	17	H	North Carolina	66 70
69	A	Georgia Tech	78 66	153	A	Wake Forest	56 69
130	H	Virginia Tech	58 39	11	H	Duke	57 67
18	H	Florida St.	74 82	200	A	St. Bonaventure	70 66
8	A	Maryland	62 82	42	A	Miami (FL)	53 79

Non-Div I Games:

North Carolina St.

■ Loss,
 ■ Non-Conf,
 ■ S Site,
 ■ H Home
 ■ A Away
 N Neutral

North Dakota

Through Games Of Sunday, February 3, 2013

Average RPI Win:	258	WON-LOST	WINNING	LAST 10	STRENGTH OF	OPP. STRENGTH	TEAM	ADJ.	CONF.	ADJ CONF.
Average RPI Loss:	113	RECORD	PCT. RANK	GAMES	SCHEDULE	OF SCHEDULE	RPI	RPI	RPI	RPI
DIV. I ONLY	8- 12	222	4- 6	208	157	223	223	15	15	
DIV. I NON-CONF.	4- 4	159	1- 0	117	98	106	106	14	14	
TOTALS	RPI 1-25	RPI 26-50	W-L RECORDS	RPI 51-100	RPI 101-150	RPI 150+				
8- 12	0- 1	0- 1	OVERALL	1- 4	0- 2	7- 4				
5- 3	0- 0	0- 0	HOME	0- 1	0- 1	5- 1				
3- 9	0- 1	0- 1	AWAY	1- 3	0- 1	2- 3				
0- 0	0- 0	0- 0	NEUTRAL	0- 0	0- 0	0- 0				
4- 4	0- 1	0- 1	NON-CONFERENCE	1- 2	0- 0	3- 0				
2- 1	0- 0	0- 0	HOME	0- 1	0- 0	2- 0				
2- 3	0- 1	0- 1	AWAY	1- 1	0- 0	1- 0				
0- 0	0- 0	0- 0	NEUTRAL	0- 0	0- 0	0- 0				
4- 8	0- 0	0- 0	CONFERENCE	0- 2	0- 2	4- 4				
3- 2	0- 0	0- 0	HOME	0- 0	0- 1	3- 1				
1- 6	0- 0	0- 0	AWAY	0- 2	0- 1	1- 3				
0- 0	0- 0	0- 0	NEUTRAL	0- 0	0- 0	0- 0				

RPI 1-25				RPI 26-50				RPI 51-100				RPI 101+ Team's RPI: 223			
RPI	S	Opponent	Score	RPI	S	Opponent	Score	RPI	S	Opponent	Score	RPI	S	Opponent	Score
25	A	Iowa St.	34 73	32	A	Duquesne	38 64	62	A	South Fla.	58 85	104	A	Montana St.	49 64
								78	A	Montana	45 77	146	H	Sacramento St.	77 79
								87	A	Eastern Wash.	72 75	151	A	Northern Colo.	41 53
								95	H	Harvard	52 65	156	A	Idaho St.	43 60
								97	A	Utah	62 56	156	H	Idaho St.	64 59
												175	A	Portland St.	66 73
												241	H	Southern Utah	54 60
												258	A	North Dakota St.	73 63
												281	H	Drake	67 63
												302	H	Northern Ariz.	70 50
												323	H	Air Force	76 42
												324	A	Weber St.	56 51
												324	H	Weber St.	73 49
LAST 12 Division I GAMES:															
156	A	Idaho St.	43 60	104	A	Montana St.	49 64								
324	A	Weber St.	56 51	78	A	Montana	45 77								
302	H	Northern Ariz.	70 50	324	H	Weber St.	73 49								
146	H	Sacramento St.	77 79	156	H	Idaho St.	64 59								
175	A	Portland St.	66 73	97	A	Utah	62 56								
87	A	Eastern Wash.	72 75	151	A	Northern Colo.	41 53								

Non-Div I Games: Jamestown 63 49

North Dakota

Loss, Non-Conf, S Site, H Home A Away N Neutral

Average RPI Win:	213	WON-LOST	WINNING	LAST 10	STRENGTH OF	OPP. STRENGTH	TEAM	ADJ.	CONF.	ADJ CONF.
Average RPI Loss:	187	RECORD	PCT. RANK	GAMES	SCHEDULE	OF SCHEDULE	RPI	RPI	RPI	RPI
DIV. I ONLY	7- 13	254	4- 6	191	263	258	258	20	20	
DIV. I NON-CONF.	3- 8	274	1- 2	130	278	257	257	21	21	
TOTALS	RPI 1-25	RPI 26-50	W-L RECORDS	RPI 51-100	RPI 101-150	RPI 150+				
7- 13	0- 1	0- 1	OVERALL	1- 1	1- 1	5- 9				
4- 5	0- 0	0- 0	HOME	1- 0	1- 1	2- 4				
2- 8	0- 1	0- 1	AWAY	0- 1	0- 0	2- 5				
1- 0	0- 0	0- 0	NEUTRAL	0- 0	0- 0	1- 0				
3- 8	0- 1	0- 1	NON-CONFERENCE	1- 0	0- 1	2- 5				
2- 3	0- 0	0- 0	HOME	1- 0	0- 1	1- 2				
0- 5	0- 1	0- 1	AWAY	0- 0	0- 0	0- 3				
1- 0	0- 0	0- 0	NEUTRAL	0- 0	0- 0	1- 0				
4- 5	0- 0	0- 0	CONFERENCE	0- 1	1- 0	3- 4				
2- 2	0- 0	0- 0	HOME	0- 0	1- 0	1- 2				
2- 3	0- 0	0- 0	AWAY	0- 1	0- 0	2- 2				
0- 0	0- 0	0- 0	NEUTRAL	0- 0	0- 0	0- 0				

RPI 1-25				RPI 26-50				RPI 51-100				RPI 101+ Team's RPI: 258			
RPI	S	Opponent	Score	RPI	S	Opponent	Score	RPI	S	Opponent	Score	RPI	S	Opponent	Score
19	A	Green Bay	37 72	29	A	Creighton	42 63	70	A	South Dakota St.	57 76	129	H	UNI	50 66
								95	H	Harvard	81 72	142	H	IUPUI	71 68
												151	A	Northern Colo.	61 75
												221	A	South Dakota	57 50
												221	H	South Dakota	52 73
												223	H	North Dakota	63 73
												243	A	Neb. Omaha	52 61
												244	N	Prairie View	61 56
												250	H	Milwaukee	60 48
												251	H	Western Ill.	83 85
												260	A	Boise St.	61 80
												263	A	Oakland	60 59
												277	A	UMKC	60 62
												277	H	UMKC	59 48
												280	A	IPFW	58 65
												281	H	Drake	50 62
LAST 12 Division I GAMES:															
221	A	South Dakota	57 50	280	A	IPFW	58 65								
277	A	UMKC	60 62	277	H	UMKC	59 48								
243	A	Neb. Omaha	52 61	221	H	South Dakota	52 73								
251	H	Western Ill.	83 85	70	A	South Dakota St.	57 76								
142	H	IUPUI	71 68	250	H	Milwaukee	60 48								
263	A	Oakland	60 59	19	A	Green Bay	37 72								

Non-Div I Games: Mayville St. 111 75 Alas. Anchorage 47 73

North Dakota St.

Loss, Non-Conf, S Site, H Home A Away N Neutral

North Florida

Through Games Of Sunday, February 3, 2013

Average RPI Win:	279	WON-LOST	WINNING	LAST 10	STRENGTH OF	OPP. STRENGTH	TEAM	ADJ.	CONF.	ADJ CONF.
Average RPI Loss:	152	RECORD	PCT. RANK	GAMES	SCHEDULE	OF SCHEDULE	RPI	RPI	RPI	RPI
DIV. I ONLY	10- 11	174	6- 4	302	258	247	247	28	28	
DIV. I NON-CONF.	5- 7	211	2- 1	308	197	278	278	28	28	
TOTALS	RPI 1-25	RPI 26-50	W-L RECORDS	RPI 51-100	RPI 101-150	RPI 150+				
10- 11	0- 0	0- 1	OVERALL	0- 3	1- 3	9- 4				
8- 2	0- 0	0- 0	HOME	0- 0	1- 1	7- 1				
1- 9	0- 0	0- 1	AWAY	0- 3	0- 2	1- 3				
1- 0	0- 0	0- 0	NEUTRAL	0- 0	0- 0	1- 0				
5- 7	0- 0	0- 1	NON-CONFERENCE	0- 2	0- 1	5- 3				
4- 1	0- 0	0- 0	HOME	0- 0	0- 0	4- 1				
0- 6	0- 0	0- 1	AWAY	0- 2	0- 1	0- 2				
1- 0	0- 0	0- 0	NEUTRAL	0- 0	0- 0	1- 0				
5- 4	0- 0	0- 0	CONFERENCE	0- 1	1- 2	4- 1				
4- 1	0- 0	0- 0	HOME	0- 0	1- 1	3- 0				
1- 3	0- 0	0- 0	AWAY	0- 1	0- 1	1- 1				
0- 0	0- 0	0- 0	NEUTRAL	0- 0	0- 0	0- 0				

RPI 1-25			RPI 26-50			RPI 51-100			RPI 101+ Team's RPI: 247		
RPI	S	Opponent	Score	RPI	S	Opponent	Score	RPI	S	Opponent	Score
				42	A	Miami (FL)	24 77	62	A	South Fla.	44 66
								65	A	Florida	44 74
								66	A	FGCU	42 53
								106	A	Stetson	57 71
								106	H	Stetson	56 52
								125	A	FIU	44 63
								139	H	Mercer	43 56
								160	A	UCF	41 53
								237	A	East Tenn. St.	62 56
								239	H	Northern Ky.	59 55
								278	A	USC Upstate	52 64
								286	H	Vermont	64 61
								297	N	Coastal Caro.	69 58
								304	A	Savannah St.	40 49
								309	H	Jacksonville	66 63
								314	H	Bethune-Cookman	56 55
								327	H	UMES	52 54
								328	H	Kennesaw St.	52 49
								335	H	Lipscomb	77 64
								341	H	Jacksonville St.	52 45
LAST 12 Division I GAMES:											
106	H	Stetson	56 52	66	A	FGCU	42 53				
278	A	USC Upstate	52 64	106	A	Stetson	57 71				
237	A	East Tenn. St.	62 56	239	H	Northern Ky.	59 55				
309	H	Jacksonville	66 63	335	H	Lipscomb	77 64				
139	H	Mercer	43 56	297	N	Coastal Caro.	69 58				
328	H	Kennesaw St.	52 49	327	H	UMES	52 54				

Non-Div I Games:

North Florida

■ Loss,
 ■ Non-Conf, S Site,
 ■ Home
 ■ Away
 N Neutral

North Texas

Through Games Of Sunday, February 3, 2013

Average RPI Win:	200	WON-LOST	WINNING	LAST 10	STRENGTH OF	OPP. STRENGTH	TEAM	ADJ.	CONF.	ADJ CONF.
Average RPI Loss:	127	RECORD	PCT. RANK	GAMES	SCHEDULE	OF SCHEDULE	RPI	RPI	RPI	RPI
DIV. I ONLY	9- 13	218	7- 3	108	146	163	163	12	12	
DIV. I NON-CONF.	1- 8	319	0- 0	129	178	291	291	13	13	
TOTALS	RPI 1-25	RPI 26-50	W-L RECORDS	RPI 51-100	RPI 101-150	RPI 150+				
9- 13	0- 0	0- 3	OVERALL	1- 4	2- 2	6- 4				
4- 5	0- 0	0- 1	HOME	0- 1	1- 1	3- 2				
4- 8	0- 0	0- 2	AWAY	1- 3	1- 1	2- 2				
1- 0	0- 0	0- 0	NEUTRAL	0- 0	0- 0	1- 0				
1- 8	0- 0	0- 1	NON-CONFERENCE	0- 2	0- 2	1- 3				
0- 3	0- 0	0- 0	HOME	0- 0	0- 1	0- 2				
0- 5	0- 0	0- 1	AWAY	0- 2	0- 1	0- 1				
1- 0	0- 0	0- 0	NEUTRAL	0- 0	0- 0	1- 0				
8- 5	0- 0	0- 2	CONFERENCE	1- 2	2- 0	5- 1				
4- 2	0- 0	0- 1	HOME	0- 1	1- 0	3- 0				
4- 3	0- 0	0- 1	AWAY	1- 1	1- 0	2- 1				
0- 0	0- 0	0- 0	NEUTRAL	0- 0	0- 0	0- 0				

RPI S	Opponent	Score	RPI S	Opponent	Score	RPI S	Opponent	Score	RPI S	Opponent	Score	Team's RPI: 163
27	A Oklahoma	68 71	56	A SMU	63 67	118	A Alabama	83 88				
41	A Middle Tenn.	64 66	82	A Western Ky.	80 82	125	A FIU	70 68				
41	H Middle Tenn.	47 60	99	A Tulane	62 73	127	H Arizona	66 71				
			100	A UALR	68 65	144	H South Ala.	67 47				
			100	H UALR	48 52	155	A Arkansas St.	64 62				
						171	A New Mexico	59 81				
						200	N St. Bonaventure	72 71				
						206	A Fla. Atlantic	67 79				
						229	H La.-Monroe	79 51				
						267	A La.-Lafayette	64 46				
						267	H La.-Lafayette	71 59				
						276	H Texas St.	83 88				
						307	H Texas-Arlington	50 59				
						312	H Troy	87 71				
LAST 12 Division I GAMES:												
155	A Arkansas St.	64 62	144	H South Ala.	67 47							
267	A La.-Lafayette	64 46	100	A UALR	68 65							
100	H UALR	48 52	229	H La.-Monroe	79 51							
41	H Middle Tenn.	47 60	312	H Troy	87 71							
206	A Fla. Atlantic	67 79	82	A Western Ky.	80 82							
125	A FIU	70 68	41	A Middle Tenn.	64 66							

Non-Div I Games:

North Texas

■ Loss,
 ■ Non-Conf,
 ■ S Site,
 ■ H Home
 ■ A Away
 N Neutral

Northeastern

Through Games Of Sunday, February 3, 2013

Average RPI Win:	233	WON-LOST	WINNING	LAST 10	STRENGTH OF	OPP. STRENGTH	TEAM	ADJ.	CONF.	ADJ CONF.
Average RPI Loss:	92	RECORD	PCT. RANK	GAMES	SCHEDULE	OF SCHEDULE	RPI	RPI	RPI	RPI
DIV. I ONLY	12- 8	111	6- 4	181	128	123	123	14	14	
DIV. I NON-CONF.	7- 4	103	1- 2	261	113	135	135	15	15	
TOTALS	RPI 1-25	RPI 26-50	W-L RECORDS	RPI 51-100	RPI 101-150	RPI 150+				
12- 8	0- 2	0- 0	OVERALL	1- 3	0- 2	11- 1				
8- 2	0- 1	0- 0	HOME	1- 1	0- 0	7- 0				
4- 5	0- 1	0- 0	AWAY	0- 1	0- 2	4- 1				
0- 1	0- 0	0- 0	NEUTRAL	0- 1	0- 0	0- 0				
7- 4	0- 0	0- 0	NON-CONFERENCE	1- 1	0- 2	6- 1				
5- 0	0- 0	0- 0	HOME	1- 0	0- 0	4- 0				
2- 3	0- 0	0- 0	AWAY	0- 0	0- 2	2- 1				
0- 1	0- 0	0- 0	NEUTRAL	0- 1	0- 0	0- 0				
5- 4	0- 2	0- 0	CONFERENCE	0- 2	0- 0	5- 0				
3- 2	0- 1	0- 0	HOME	0- 1	0- 0	3- 0				
2- 2	0- 1	0- 0	AWAY	0- 1	0- 0	2- 0				
0- 0	0- 0	0- 0	NEUTRAL	0- 0	0- 0	0- 0				

RPI 1-25				RPI 26-50				RPI 51-100				RPI 101+ Team's RPI: 123			
RPI	S	Opponent	Score	RPI	S	Opponent	Score	RPI	S	Opponent	Score	RPI	S	Opponent	Score
24	A	Delaware	50 77					61	H	Boston U.	73 62	107	A	Temple	59 63
24	H	Delaware	51 76					64	N	Quinnipiac	72 83	125	A	FIU	56 66
								79	H	Drexel	73 85	170	H	Dartmouth	80 45
								91	A	James Madison	65 68	174	H	Holy Cross	70 48
												179	A	La Salle	76 45
												219	A	Georgia St.	68 55
												222	A	Eastern Mich.	47 50
												268	A	George Mason	60 51
												268	H	George Mason	69 63
												284	H	Massachusetts	78 51
												289	A	NJIT	59 45
												290	H	Rhode Island	94 53
												295	H	William & Mary	71 69
												299	H	Towson	59 56
LAST 12 Division I GAMES:															
299	H	Towson	59 56	91	A	James Madison	65 68								
24	A	Delaware	50 77	295	H	William & Mary	71 69								
79	H	Drexel	73 85	268	H	George Mason	69 63								
268	A	George Mason	60 51	290	H	Rhode Island	94 53								
219	A	Georgia St.	68 55	64	N	Quinnipiac	72 83								
24	H	Delaware	51 76	125	A	FIU	56 66								

Non-Div I Games:

Northeastern

■ Loss,
 ■ Non-Conf,
 ■ S Site,
 ■ H Home
 ■ A Away
 N Neutral

Average RPI Win:	234	WON-LOST	WINNING	LAST 10	STRENGTH OF	OPP. STRENGTH	TEAM	ADJ.	CONF.	ADJ CONF.
Average RPI Loss:	182	RECORD	PCT. RANK	GAMES	SCHEDULE	OF SCHEDULE	RPI	RPI	RPI	RPI
DIV. I ONLY	4- 15	312	3- 7	224	267	302	302	15	15	
DIV. I NON-CONF.	1- 8	319	0- 2	264	314	327	327	14	14	
TOTALS	RPI 1-25	RPI 26-50	W-L RECORDS	RPI 51-100	RPI 101-150	RPI 150+				
4- 15	0- 0	0- 1	OVERALL	1- 1	0- 2	3- 11				
2- 6	0- 0	0- 0	HOME	1- 0	0- 0	1- 6				
2- 9	0- 0	0- 1	AWAY	0- 1	0- 2	2- 5				
0- 0	0- 0	0- 0	NEUTRAL	0- 0	0- 0	0- 0				
1- 8	0- 0	0- 1	NON-CONFERENCE	0- 0	0- 0	1- 7				
0- 4	0- 0	0- 0	HOME	0- 0	0- 0	0- 4				
1- 4	0- 0	0- 1	AWAY	0- 0	0- 0	1- 3				
0- 0	0- 0	0- 0	NEUTRAL	0- 0	0- 0	0- 0				
3- 7	0- 0	0- 0	CONFERENCE	1- 1	0- 2	2- 4				
2- 2	0- 0	0- 0	HOME	1- 0	0- 0	1- 2				
1- 5	0- 0	0- 0	AWAY	0- 1	0- 2	1- 2				
0- 0	0- 0	0- 0	NEUTRAL	0- 0	0- 0	0- 0				

RPI S	Opponent	Score	RPI S	Opponent	Score	RPI S	Opponent	Score	RPI S	Opponent	Score	Team's RPI: 302
26	A Nebraska	55 77	78	A Montana	71 79	104	A Montana St.	52 69	146	A Sacramento St.	67 73	
			87	H Eastern Wash.	83 68	151	A Northern Colo.	54 69	156	H Idaho St.	48 52	
						171	A New Mexico	57 68	175	H Portland St.	59 60	
						190	H Bradley	83 95	197	A UC Riverside	43 71	
						223	A North Dakota	50 70	241	A Southern Utah	71 61	
						243	A Neb. Omaha	75 79	274	H Western Mich.	67 78	
						283	A Cal St. Fullerton	55 54	287	H CSU Bakersfield	68 71	
						313	H Utah Valley	44 62	324	H Weber St.	76 55	
LAST 12 Division I GAMES:												
146	A Sacramento St.	67 73	87	H Eastern Wash.	83 68	104	A Montana St.	52 69	156	H Idaho St.	48 52	
223	A North Dakota	50 70	241	A Southern Utah	71 61	78	A Montana	71 79	313	H Utah Valley	44 62	
151	A Northern Colo.	54 69	197	A UC Riverside	43 71	283	A Cal St. Fullerton	55 54	324	H Weber St.	76 55	
156	H Idaho St.	48 52				287	H CSU Bakersfield	68 71				
324	H Weber St.	76 55										
175	H Portland St.	59 60										

Non-Div I Games:

Northern Ariz.

■ Loss,
■ Non-Conf, S Site,
■ Home
■ Away
N Neutral

Northern Colo.

Through Games Of Sunday, February 3, 2013

Average RPI Win:	239	WON-LOST	WINNING	LAST 10	STRENGTH OF	OPP. STRENGTH	TEAM	ADJ.	CONF.	ADJ CONF.
Average RPI Loss:	113	RECORD	PCT. RANK	GAMES	SCHEDULE	OF SCHEDULE	RPI	RPI	RPI	RPI
DIV. I ONLY	10- 9	147	7- 3	249	135	151	151	15	15	
DIV. I NON-CONF.	2- 6	287	0- 0	227	73	275	275	14	14	
TOTALS	RPI 1-25	RPI 26-50	W-L RECORDS	RPI 51-100	RPI 101-150	RPI 150+				
10- 9	0- 0	0- 1	OVERALL	0- 5	1- 1	9- 2				
7- 0	0- 0	0- 0	HOME	0- 0	1- 0	6- 0				
3- 9	0- 0	0- 1	AWAY	0- 5	0- 1	3- 2				
0- 0	0- 0	0- 0	NEUTRAL	0- 0	0- 0	0- 0				
2- 6	0- 0	0- 1	NON-CONFERENCE	0- 3	0- 0	2- 2				
2- 0	0- 0	0- 0	HOME	0- 0	0- 0	2- 0				
0- 6	0- 0	0- 1	AWAY	0- 3	0- 0	0- 2				
0- 0	0- 0	0- 0	NEUTRAL	0- 0	0- 0	0- 0				
8- 3	0- 0	0- 0	CONFERENCE	0- 2	1- 1	7- 0				
5- 0	0- 0	0- 0	HOME	0- 0	1- 0	4- 0				
3- 3	0- 0	0- 0	AWAY	0- 2	0- 1	3- 0				
0- 0	0- 0	0- 0	NEUTRAL	0- 0	0- 0	0- 0				

RPI 1-25				RPI 26-50				RPI 51-100				RPI 101+				Team's RPI: 151	
RPI	S	Opponent	Score	RPI	S	Opponent	Score	RPI	S	Opponent	Score	RPI	S	Opponent	Score		
				44	A	Texas Tech	41 68	68	A	Wichita St.	35 51	104	A	Montana St.	58 65		
								78	A	Montana	42 56	146	H	Sacramento St.	79 63		
								83	A	San Diego	44 78	156	A	Idaho St.	50 49		
								87	A	Eastern Wash.	38 63	156	H	Idaho St.	71 63		
								97	A	Utah	55 62	175	A	Portland St.	67 42		
												212	A	Denver	46 57		
												223	H	North Dakota	53 41		
												242	A	Colorado St.	43 56		
												258	H	North Dakota St.	75 61		
												302	H	Northern Ariz.	69 54		
												323	H	Air Force	68 44		
												324	A	Weber St.	65 47		
												324	H	Weber St.	69 48		
LAST 12 Division I GAMES:																	
				324	A	Weber St.	65 47	78	A	Montana	42 56						
				156	A	Idaho St.	50 49	104	A	Montana St.	58 65						
				146	H	Sacramento St.	79 63	156	H	Idaho St.	71 63						
				302	H	Northern Ariz.	69 54	324	H	Weber St.	69 48						
				87	A	Eastern Wash.	38 63	223	H	North Dakota	53 41						
				175	A	Portland St.	67 42	44	A	Texas Tech	41 68						

Non-Div I Games: Johnson & Wales (CC102 33

Northern Colo.

■ Loss,
 ■ Non-Conf,
 ■ S Site,
 ■ H Home
 ■ A Away
 N Neutral

Average RPI Win: 227	WON-LOST	WINNING	LAST 10	STRENGTH OF	OPP. STRENGTH	TEAM	ADJ.	CONF.	ADJ CONF.
Average RPI Loss: 159	RECORD	PCT. RANK	GAMES	SCHEDULE	OF SCHEDULE	RPI	RPI	RPI	RPI
DIV. I ONLY	5- 16	308	1- 9	186	174	288	288	18	18
DIV. I NON-CONF.	5- 8	221	1- 3	211	182	216	216	16	16
TOTALS	RPI 1-25	RPI 26-50	W-L RECORDS	RPI 51-100	RPI 101-150	RPI 150+			
5- 16	0- 0	0- 3	OVERALL	1- 2	1- 3	3- 8			
2- 6	0- 0	0- 1	HOME	0- 1	1- 2	1- 2			
1- 9	0- 0	0- 2	AWAY	0- 1	0- 1	1- 5			
2- 1	0- 0	0- 0	NEUTRAL	1- 0	0- 0	1- 1			
5- 8	0- 0	0- 2	NON-CONFERENCE	1- 1	1- 1	3- 4			
2- 1	0- 0	0- 0	HOME	0- 1	1- 0	1- 0			
1- 6	0- 0	0- 2	AWAY	0- 0	0- 1	1- 3			
2- 1	0- 0	0- 0	NEUTRAL	1- 0	0- 0	1- 1			
0- 8	0- 0	0- 1	CONFERENCE	0- 1	0- 2	0- 4			
0- 5	0- 0	0- 1	HOME	0- 0	0- 2	0- 2			
0- 3	0- 0	0- 0	AWAY	0- 1	0- 0	0- 2			
0- 0	0- 0	0- 0	NEUTRAL	0- 0	0- 0	0- 0			

RPI 1-25				RPI 26-50				RPI 51-100				RPI 101+				Team's RPI: 288	
RPI	S	Opponent	Score	RPI	S	Opponent	Score	RPI	S	Opponent	Score	RPI	S	Opponent	Score		
				30	A	DePaul	46 68	54	A	Central Mich.	56 83	133	H	Eastern Ill.	48 38		
				31	A	Iowa	40 63	70	H	South Dakota St.	58 59	134	H	Miami (OH)	51 65		
				46	H	Toledo	42 44	96	N	Davidson	64 61	138	A	Indiana St.	52 58		
												140	H	Akron	52 63		
												190	A	Bradley	58 67		
												216	A	Valparaiso	49 54		
												222	A	Eastern Mich.	62 67		
												231	N	Xavier	54 66		
												232	H	Ball St.	51 57		
												253	A	Buffalo	53 60		
												274	H	Western Mich.	51 54		
												275	H	Loyola Chicago	67 63		
												285	A	Ill.-Chicago	61 66		
												292	A	Morehead St.	76 46		
												338	N	Norfolk St.	69 38		
LAST 12 Division I GAMES:																	
				134	H	Miami (OH)	51 65	232	H	Ball St.	51 57						
				222	A	Eastern Mich.	62 67	253	A	Buffalo	53 60						
				46	H	Toledo	42 44	216	A	Valparaiso	49 54						
				274	H	Western Mich.	51 54	338	N	Norfolk St.	69 38						
				54	A	Central Mich.	56 83	231	N	Xavier	54 66						
				140	H	Akron	52 63	285	A	Ill.-Chicago	61 66						

Non-Div I Games:

Northern Ill.

■ Loss,
 ■ Non-Conf,
 ■ S Site,
 ■ H Home
 ■ A Away
 N Neutral

Average RPI Win:	258	WON-LOST	WINNING	LAST 10	STRENGTH OF	OPP. STRENGTH	TEAM	ADJ.	CONF.	ADJ CONF.
Average RPI Loss:	159	RECORD	PCT. RANK	GAMES	SCHEDULE	OF SCHEDULE	RPI	RPI	RPI	RPI
DIV. I ONLY	8- 11	214	5- 5	218	299	239	239	32	32	
DIV. I NON-CONF.	8- 11	210	6- 6	222	309	230	230	32	32	
TOTALS	RPI 1-25	RPI 26-50	W-L RECORDS	RPI 51-100	RPI 101-150	RPI 150+				
8- 11	0- 0	0- 0	OVERALL	1- 2	0- 5	7- 4				
6- 2	0- 0	0- 0	HOME	1- 0	0- 2	5- 0				
2- 9	0- 0	0- 0	AWAY	0- 2	0- 3	2- 4				
0- 0	0- 0	0- 0	NEUTRAL	0- 0	0- 0	0- 0				
8- 11	0- 0	0- 0	NON-CONFERENCE	1- 2	0- 5	7- 4				
6- 2	0- 0	0- 0	HOME	1- 0	0- 2	5- 0				
2- 9	0- 0	0- 0	AWAY	0- 2	0- 3	2- 4				
0- 0	0- 0	0- 0	NEUTRAL	0- 0	0- 0	0- 0				
0- 0	0- 0	0- 0	CONFERENCE	0- 0	0- 0	0- 0				
0- 0	0- 0	0- 0	HOME	0- 0	0- 0	0- 0				
0- 0	0- 0	0- 0	AWAY	0- 0	0- 0	0- 0				
0- 0	0- 0	0- 0	NEUTRAL	0- 0	0- 0	0- 0				

RPI S	Opponent	Score	RPI S	Opponent	Score	RPI S	Opponent	Score	RPI S	Opponent	Score	Team's RPI: 239
						66	A FGCU	50 79	103	H Butler	56 66	
						74	H Youngstown St.	66 64	106	A Stetson	39 62	
						82	A Western Ky.	53 65	117	A Missouri St.	67 70	
									134	A Miami (OH)	52 63	
									139	H Mercer	67 77	
									169	A Cincinnati	31 49	
									232	A Ball St.	69 67	
									237	H East Tenn. St.	68 55	
									247	A North Florida	55 59	
									275	A Loyola Chicago	65 77	
									278	A USC Upstate	81 61	
									278	H USC Upstate	70 62	
									300	H UNC Wilmington	71 55	
									309	A Jacksonville	60 65	
									328	H Kennesaw St.	65 49	
									335	H Lipscomb	66 33	
LAST 12 Division I GAMES:												
278	A USC Upstate	81 61	237	H East Tenn. St.	68 55							
139	H Mercer	67 77	278	H USC Upstate	70 62							
328	H Kennesaw St.	65 49	247	A North Florida	55 59							
106	A Stetson	39 62	309	A Jacksonville	60 65							
66	A FGCU	50 79	300	H UNC Wilmington	71 55							
335	H Lipscomb	66 33	103	H Butler	56 66							

Non-Div I Games:

Northern Ky.

■ Loss,
 ■ Non-Conf, S Site,
 ■ Home
 ■ Away
 N Neutral

Northwestern

Through Games Of Sunday, February 3, 2013

Average RPI Win:	161	WON-LOST	WINNING	LAST 10	STRENGTH OF	OPP. STRENGTH	TEAM	ADJ.	CONF.	ADJ CONF.
Average RPI Loss:	61	RECORD	PCT. RANK	GAMES	SCHEDULE	OF SCHEDULE	RPI	RPI	RPI	RPI
DIV. I ONLY	11- 11	164	4- 6	45	33	90	90	2	2	
DIV. I NON-CONF.	8- 5	114	2- 1	138	50	110	110	2	2	
<hr/>										
TOTALS	RPI 1-25	RPI 26-50	W-L RECORDS	RPI 51-100	RPI 101-150	RPI 150+				
11- 11	0- 3	1- 3	OVERALL	3- 3	2- 1	5- 1				
7- 5	0- 1	0- 2	HOME	1- 2	2- 0	4- 0				
3- 6	0- 2	1- 1	AWAY	2- 1	0- 1	0- 1				
1- 0	0- 0	0- 0	NEUTRAL	0- 0	0- 0	1- 0				
8- 5	0- 1	0- 1	NON-CONFERENCE	2- 2	2- 1	4- 0				
6- 2	0- 1	0- 0	HOME	1- 1	2- 0	3- 0				
1- 3	0- 0	0- 1	AWAY	1- 1	0- 1	0- 0				
1- 0	0- 0	0- 0	NEUTRAL	0- 0	0- 0	1- 0				
3- 6	0- 2	1- 2	CONFERENCE	1- 1	0- 0	1- 1				
1- 3	0- 0	0- 2	HOME	0- 1	0- 0	1- 0				
2- 3	0- 2	1- 0	AWAY	1- 0	0- 0	0- 1				
0- 0	0- 0	0- 0	NEUTRAL	0- 0	0- 0	0- 0				

RPI 1-25				RPI 26-50				RPI 51-100 Team's RPI: 90				RPI 101+			
RPI	S	Opponent	Score	RPI	S	Opponent	Score	RPI	S	Opponent	Score	RPI	S	Opponent	Score
5	H	California	65 71	30	A	DePaul	61 89	54	H	Central Mich.	82 72	120	H	Howard	61 45
7	A	Penn St.	69 73	31	A	Iowa	67 65	57	A	Illinois	62 58	132	A	Hofstra	54 63
9	A	Purdue	73 77	35	H	Michigan St.	62 67	57	H	Illinois	47 65	149	H	UT Martin	79 69
				39	H	Michigan	53 67	86	H	Bowling Green	37 60	184	A	Indiana	64 68
								92	A	Illinois St.	46 64	184	H	Indiana	53 39
								98	A	Boston College	67 63	209	H	Yale	83 75
												255	N	Ole Miss	73 69
												275	H	Loyola Chicago	80 53
												339	H	Chicago St.	82 38
<hr/>															
LAST 12 Division I GAMES:															
				31	A	Iowa	67 65	57	H	Illinois	47 65				
				35	H	Michigan St.	62 67	184	A	Indiana	64 68				
				184	H	Indiana	53 39	7	A	Penn St.	69 73				
				9	A	Purdue	73 77	339	H	Chicago St.	82 38				
				57	A	Illinois	62 58	132	A	Hofstra	54 63				
				39	H	Michigan	53 67	255	N	Ole Miss	73 69				

Non-Div I Games:

Northwestern

■ Loss,
 ■ Non-Conf, S Site,
 ■ Home
 ■ Away
 N Neutral

Average RPI Win:	271	WON-LOST	WINNING	LAST 10	STRENGTH OF	OPP. STRENGTH	TEAM	ADJ.	CONF.	ADJ CONF.
Average RPI Loss:	164	RECORD	PCT. RANK	GAMES	SCHEDULE	OF SCHEDULE	RPI	RPI	RPI	RPI
DIV. I ONLY	6- 13	281	3- 7	268	312	293	293	21	21	
DIV. I NON-CONF.	3- 6	242	0- 2	329	294	301	301	20	20	
TOTALS	RPI 1-25	RPI 26-50	W-L RECORDS	RPI 51-100	RPI 101-150	RPI 150+				
6- 13	0- 0	0- 1	OVERALL	0- 1	1- 5	5- 6				
4- 3	0- 0	0- 0	HOME	0- 0	1- 1	3- 2				
1- 10	0- 0	0- 1	AWAY	0- 1	0- 4	1- 4				
1- 0	0- 0	0- 0	NEUTRAL	0- 0	0- 0	1- 0				
3- 6	0- 0	0- 1	NON-CONFERENCE	0- 1	0- 0	3- 4				
1- 1	0- 0	0- 0	HOME	0- 0	0- 0	1- 1				
1- 5	0- 0	0- 1	AWAY	0- 1	0- 0	1- 3				
1- 0	0- 0	0- 0	NEUTRAL	0- 0	0- 0	1- 0				
3- 7	0- 0	0- 0	CONFERENCE	0- 0	1- 5	2- 2				
3- 2	0- 0	0- 0	HOME	0- 0	1- 1	2- 1				
0- 5	0- 0	0- 0	AWAY	0- 0	0- 4	0- 1				
0- 0	0- 0	0- 0	NEUTRAL	0- 0	0- 0	0- 0				

RPI	S	Opponent	Score	RPI	S	Opponent	Score	RPI	S	Opponent	Score	RPI	S	Opponent	Score	Team's RPI: 293
27	A	Oklahoma	35	96	76	A	Arkansas	41	80	126	A	Sam Houston St.	61	72		
										131	A	Lamar	34	53		
										131	H	Lamar	68	71		
										141	A	Oral Roberts	55	66		
										147	A	McNeese St.	54	80		
										147	H	McNeese St.	64	62		
										191	A	Houston	51	67		
										193	H	Nicholls St.	64	55		
										210	A	Mississippi St.	49	65		
										227	H	Stephen F. Austin	50	57		
										230	A	Central Ark.	44	60		
										244	H	Prairie View	31	63		
										255	A	Ole Miss	51	67		
										291	H	Southeastern La.	64	55		
										315	N	Tex.-Pan American	63	53		
										337	H	Alcorn	55	50		
										345	A	New Orleans	53	52		
LAST 12 Division I GAMES:																
147	A	McNeese St.	54	80	141	A	Oral Roberts	55	66							
131	A	Lamar	34	53	126	A	Sam Houston St.	61	72							
227	H	Stephen F. Austin	50	57	131	H	Lamar	68	71							
291	H	Southeastern La.	64	55	147	H	McNeese St.	64	62							
193	H	Nicholls St.	64	55	210	A	Mississippi St.	49	65							
230	A	Central Ark.	44	60	76	A	Arkansas	41	80							

Non-Div I Games: Wiley 65 57

Northwestern St.

■ Loss,
 ■ Non-Conf, S Site,
 ■ Home
 ■ Away
 N Neutral

Average RPI Win:	100	WON-LOST	WINNING	LAST 10	STRENGTH OF	OPP. STRENGTH	TEAM	ADJ.	CONF.	ADJ CONF.
Average RPI Loss:	1	RECORD	PCT. RANK	GAMES	SCHEDULE	OF SCHEDULE	RPI	RPI	RPI	RPI
DIV. I ONLY	20- 1	1	10- 0	12	1	4	4	3	3	
DIV. I NON-CONF.	12- 1	4	4- 0	9	3	4	4	3	3	
TOTALS	RPI 1-25	RPI 26-50	W-L RECORDS	RPI 51-100	RPI 101-150	RPI 150+				
20- 1	5- 1	2- 0	OVERALL	5- 0	2- 0	6- 0				
10- 1	1- 1	2- 0	HOME	1- 0	2- 0	4- 0				
6- 0	3- 0	0- 0	AWAY	2- 0	0- 0	1- 0				
4- 0	1- 0	0- 0	NEUTRAL	2- 0	0- 0	1- 0				
12- 1	4- 1	0- 0	NON-CONFERENCE	3- 0	2- 0	3- 0				
5- 1	1- 1	0- 0	HOME	0- 0	2- 0	2- 0				
3- 0	2- 0	0- 0	AWAY	1- 0	0- 0	0- 0				
4- 0	1- 0	0- 0	NEUTRAL	2- 0	0- 0	1- 0				
8- 0	1- 0	2- 0	CONFERENCE	2- 0	0- 0	3- 0				
5- 0	0- 0	2- 0	HOME	1- 0	0- 0	2- 0				
3- 0	1- 0	0- 0	AWAY	1- 0	0- 0	1- 0				
0- 0	0- 0	0- 0	NEUTRAL	0- 0	0- 0	0- 0				

RPI	S	Opponent	Score	RPI	S	Opponent	Score	RPI	S	Opponent	Score	RPI	S	Opponent	Score
1	H	Baylor	61 73	38	H	Georgetown	79 64	54	A	Central Mich.	72 63	108	H	Saint Francis (PA)	128 55
2	A	Connecticut	73 72	48	H	Rutgers	71 46	57	H	St. John's (NY)	74 50	139	H	Mercer	93 36
6	A	Tennessee	77 67					59	N	Kansas St.	87 57	166	H	Utah St.	109 70
9	H	Purdue	74 47					62	A	South Fla.	75 71	169	H	Cincinnati	64 42
13	N	Texas A&M	83 74					77	N	Ohio St.	57 51	183	H	Providence	89 44
15	A	UCLA	76 64									195	A	Pittsburgh	73 47
												284	H	Massachusetts	94 50
												306	N	Alabama A&M	100 39
LAST 12 Division I GAMES:															
169	H	Cincinnati	64 42	48	H	Rutgers	71 46	62	A	South Fla.	75 71	2	A	Connecticut	73 72
6	A	Tennessee	77 67					108	H	Saint Francis (PA)	128 55	9	H	Purdue	74 47
183	H	Providence	89 44					13	N	Texas A&M	83 74				
195	A	Pittsburgh	73 47												
57	H	St. John's (NY)	74 50												
38	H	Georgetown	79 64												

Non-Div I Games:

Notre Dame

Average RPI Win:	219	WON-LOST	WINNING	LAST 10	STRENGTH OF	OPP. STRENGTH	TEAM	ADJ.	CONF.	ADJ CONF.
Average RPI Loss:	186	RECORD	PCT. RANK	GAMES	SCHEDULE	OF SCHEDULE	RPI	RPI	RPI	RPI
DIV. I ONLY	6- 13	281	2- 7	160	209	263	263	20	20	
DIV. I NON-CONF.	4- 8	242	0- 4	118	221	229	229	21	21	
TOTALS	RPI 1-25	RPI 26-50	W-L RECORDS	RPI 51-100	RPI 101-150	RPI 150+				
6- 13	0- 2	0- 1	OVERALL	0- 1	2- 0	4- 9				
4- 7	0- 1	0- 1	HOME	0- 1	2- 0	2- 4				
2- 6	0- 1	0- 0	AWAY	0- 0	0- 0	2- 5				
0- 0	0- 0	0- 0	NEUTRAL	0- 0	0- 0	0- 0				
4- 8	0- 2	0- 1	NON-CONFERENCE	0- 0	1- 0	3- 5				
3- 4	0- 1	0- 1	HOME	0- 0	1- 0	2- 2				
1- 4	0- 1	0- 0	AWAY	0- 0	0- 0	1- 3				
0- 0	0- 0	0- 0	NEUTRAL	0- 0	0- 0	0- 0				
2- 5	0- 0	0- 0	CONFERENCE	0- 1	1- 0	1- 4				
1- 3	0- 0	0- 0	HOME	0- 1	1- 0	0- 2				
1- 2	0- 0	0- 0	AWAY	0- 0	0- 0	1- 2				
0- 0	0- 0	0- 0	NEUTRAL	0- 0	0- 0	0- 0				

RPI 1-25				RPI 26-50				RPI 51-100				RPI 101+ Team's RPI: 263			
RPI	S	Opponent	Score	RPI	S	Opponent	Score	RPI	S	Opponent	Score	RPI	S	Opponent	Score
2	A	Connecticut	25 97	35	H	Michigan St.	43 75	70	H	South Dakota St.	43 64	105	H	American	70 60
9	H	Purdue	46 77									142	H	IUPUI	68 59
												221	A	South Dakota	49 64
												240	A	Niagara	59 70
												243	A	Neb. Omaha	41 59
												243	H	Neb. Omaha	63 67
												245	A	Canisius	52 51
												251	H	Western Ill.	73 81
												253	H	Buffalo	59 61
												258	H	North Dakota St.	59 60
												268	H	George Mason	62 58
												274	H	Western Mich.	73 70
												277	A	UMKC	55 46
												280	A	IPFW	55 57
												318	A	Manhattan	43 47
LAST 12 Division I GAMES:															
243	H	Neb. Omaha	63 67	243	A	Neb. Omaha	41 59								
280	A	IPFW	55 57	142	H	IUPUI	68 59								
221	A	South Dakota	49 64	251	H	Western Ill.	73 81								
277	A	UMKC	55 46	2	A	Connecticut	25 97								
258	H	North Dakota St.	59 60	9	H	Purdue	46 77								
70	H	South Dakota St.	43 64	318	A	Manhattan	43 47								

Non-Div I Games: Mich.-Dearborn 78 53 Rochester College 65 34

Oakland

Average RPI Win:	232	WON-LOST	WINNING	LAST 10	STRENGTH OF	OPP. STRENGTH	TEAM	ADJ.	CONF.	ADJ CONF.
Average RPI Loss:	178	RECORD	PCT. RANK	GAMES	SCHEDULE	OF SCHEDULE	RPI	RPI	RPI	RPI
DIV. I ONLY	5- 15	303	1- 9	225	206	298	298	18	18	
DIV. I NON-CONF.	5- 7	211	2- 2	300	215	267	267	16	16	
TOTALS	RPI 1-25	RPI 26-50	W-L RECORDS	RPI 51-100	RPI 101-150	RPI 150+				
5- 15	0- 0	0- 2	OVERALL	0- 3	0- 3	5- 7				
3- 7	0- 0	0- 1	HOME	0- 2	0- 2	3- 2				
2- 7	0- 0	0- 1	AWAY	0- 1	0- 1	2- 4				
0- 1	0- 0	0- 0	NEUTRAL	0- 0	0- 0	0- 1				
5- 7	0- 0	0- 1	NON-CONFERENCE	0- 1	0- 1	5- 4				
3- 3	0- 0	0- 1	HOME	0- 0	0- 1	3- 1				
2- 3	0- 0	0- 0	AWAY	0- 1	0- 0	2- 2				
0- 1	0- 0	0- 0	NEUTRAL	0- 0	0- 0	0- 1				
0- 8	0- 0	0- 1	CONFERENCE	0- 2	0- 2	0- 3				
0- 4	0- 0	0- 0	HOME	0- 2	0- 1	0- 1				
0- 4	0- 0	0- 1	AWAY	0- 0	0- 1	0- 2				
0- 0	0- 0	0- 0	NEUTRAL	0- 0	0- 0	0- 0				

RPI S	Opponent	Score	RPI S	Opponent	Score	RPI S	Opponent	Score	RPI S	Opponent	Score	Team's RPI: 298
32	H Duquesne	55 62	54	H Central Mich.	48 77	112	H Detroit	53 65				
46	A Toledo	42 61	63	A Minnesota	40 85	134	A Miami (OH)	56 78				
			86	H Bowling Green	41 67	140	H Akron	54 81				
						175	H Eastern Ky.	69 58				
						215	H Cleveland St.	63 56				
						231	A Xavier	68 62				
						232	A Ball St.	46 77				
						249	A Marshall	55 48				
						253	A Buffalo	36 73				
						261	N UNLV	51 60				
						284	H Massachusetts	61 65				
						292	H Morehead St.	79 72				
						318	A Manhattan	49 58				
						326	A LIU Brooklyn	54 63				
						331	H Kent St.	55 57				
LAST 12 Division I GAMES:												
331	H Kent St.	55 57	253	A Buffalo	36 73							
46	A Toledo	42 61	140	H Akron	54 81							
232	A Ball St.	46 77	231	A Xavier	68 62							
54	H Central Mich.	48 77	326	A LIU Brooklyn	54 63							
86	H Bowling Green	41 67	318	A Manhattan	49 58							
134	A Miami (OH)	56 78	249	A Marshall	55 48							

Non-Div I Games:

Ohio

■ Loss,
■ Non-Conf,
■ S Site,
■ H Home
■ A Away
N Neutral

Average RPI Win:	165	WON-LOST	WINNING	LAST 10	STRENGTH OF	OPP. STRENGTH	TEAM	ADJ.	CONF.	ADJ CONF.
Average RPI Loss:	43	RECORD	PCT. RANK	GAMES	SCHEDULE	OF SCHEDULE	RPI	RPI	RPI	RPI
DIV. I ONLY	12- 10	139	3- 7	32	40	77	77	2	2	
DIV. I NON-CONF.	10- 3	50	3- 0	54	86	33	33	2	2	
TOTALS	RPI 1-25	RPI 26-50	W-L RECORDS	RPI 51-100	RPI 101-150	RPI 150+				
12- 10	0- 4	1- 2	OVERALL	0- 3	4- 1	7- 0				
10- 3	0- 1	0- 1	HOME	0- 1	4- 0	6- 0				
2- 6	0- 2	1- 1	AWAY	0- 2	0- 1	1- 0				
0- 1	0- 1	0- 0	NEUTRAL	0- 0	0- 0	0- 0				
10- 3	0- 2	1- 0	NON-CONFERENCE	0- 0	4- 1	5- 0				
9- 0	0- 0	0- 0	HOME	0- 0	4- 0	5- 0				
1- 2	0- 1	1- 0	AWAY	0- 0	0- 1	0- 0				
0- 1	0- 1	0- 0	NEUTRAL	0- 0	0- 0	0- 0				
2- 7	0- 2	0- 2	CONFERENCE	0- 3	0- 0	2- 0				
1- 3	0- 1	0- 1	HOME	0- 1	0- 0	1- 0				
1- 4	0- 1	0- 1	AWAY	0- 2	0- 0	1- 0				
0- 0	0- 0	0- 0	NEUTRAL	0- 0	0- 0	0- 0				

RPI 1-25				RPI 26-50				RPI 51-100				Team's RPI: 77	RPI 101+			
RPI	S	Opponent	Score	RPI	S	Opponent	Score	RPI	S	Opponent	Score		RPI	S	Opponent	Score
4	N	Notre Dame	51 57	26	H	Nebraska	53 62	57	H	Illinois	73 79		108	H	Saint Francis (PA)	70 54
7	H	Penn St.	56 71	31	A	Iowa	71 77	63	A	Minnesota	74 83		120	H	Howard	67 50
9	A	Purdue	75 82	50	A	Gonzaga	65 60	89	A	Wisconsin	49 68		122	A	Washington St.	55 62
17	A	North Carolina	54 57										145	H	Wright St.	82 52
													150	H	Winthrop	78 53
													169	H	Cincinnati	87 49
													173	H	Evansville	78 33
													184	A	Indiana	70 56
													184	H	Indiana	68 45
													208	H	Lafayette	81 41
													235	H	VCU	88 50
													259	H	Southern U.	73 50
LAST 12 Division I GAMES:																
184	A	Indiana	70 56	63	A	Minnesota	74 83									
26	H	Nebraska	53 62	57	H	Illinois	73 79									
7	H	Penn St.	56 71	31	A	Iowa	71 77									
89	A	Wisconsin	49 68	120	H	Howard	67 50									
184	H	Indiana	68 45	235	H	VCU	88 50									
9	A	Purdue	75 82	259	H	Southern U.	73 50									

Non-Div I Games:

Ohio St.

Average RPI Win:	134	WON-LOST	WINNING	LAST 10	STRENGTH OF	OPP. STRENGTH	TEAM	ADJ.	CONF.	ADJ CONF.
Average RPI Loss:	24	RECORD	PCT. RANK	GAMES	SCHEDULE	OF SCHEDULE	RPI	RPI	RPI	RPI
DIV. I ONLY	16- 5	40	7- 3	49	8	27	27	1	1	
DIV. I NON-CONF.	10- 2	28	2- 1	80	34	41	41	1	1	
TOTALS	RPI 1-25	RPI 26-50	W-L RECORDS	RPI 51-100	RPI 101-150	RPI 150+				
16- 5	0- 3	4- 2	OVERALL	1- 0	3- 0	8- 0				
10- 2	0- 1	3- 1	HOME	0- 0	2- 0	5- 0				
4- 3	0- 2	1- 1	AWAY	0- 0	1- 0	2- 0				
2- 0	0- 0	0- 0	NEUTRAL	1- 0	0- 0	1- 0				
10- 2	0- 1	2- 1	NON-CONFERENCE	1- 0	1- 0	6- 0				
6- 2	0- 1	1- 1	HOME	0- 0	1- 0	4- 0				
2- 0	0- 0	1- 0	AWAY	0- 0	0- 0	1- 0				
2- 0	0- 0	0- 0	NEUTRAL	1- 0	0- 0	1- 0				
6- 3	0- 2	2- 1	CONFERENCE	0- 0	2- 0	2- 0				
4- 0	0- 0	2- 0	HOME	0- 0	1- 0	1- 0				
2- 3	0- 2	0- 1	AWAY	0- 0	1- 0	1- 0				
0- 0	0- 0	0- 0	NEUTRAL	0- 0	0- 0	0- 0				

RPI 1-25				RPI 26-50				Team's RPI: 27	RPI 51-100				RPI 101+			
RPI	S	Opponent	Score	RPI	S	Opponent	Score		RPI	S	Opponent	Score	RPI	S	Opponent	Score
1	A	Baylor	65 82	29	A	Creighton	69 48		76	N	Arkansas	73 70	110	H	Cal St. Northridge	79 57
15	H	UCLA	80 86	34	H	Vanderbilt	63 76						113	A	Texas	78 70
25	A	Iowa St.	61 82	43	A	West Virginia	63 82						113	H	Texas	69 56
				43	H	West Virginia	71 68						158	A	Hawaii	74 49
				44	H	Texas Tech	65 55						163	H	North Texas	71 68
				49	H	Marist	68 55						167	A	TCU	85 79
													167	H	TCU	74 53
													168	H	Saint Louis	68 33
													197	H	UC Riverside	70 46
													248	N	Oregon	100 61
													293	H	Northwestern St.	96 35
LAST 12 Division I GAMES:																
				43	A	West Virginia	63 82		167	A	TCU	85 79				
				167	H	TCU	74 53		113	A	Texas	78 70				
				1	A	Baylor	65 82		43	H	West Virginia	71 68				
				113	H	Texas	69 56		110	H	Cal St. Northridge	79 57				
				25	A	Iowa St.	61 82		197	H	UC Riverside	70 46				
				44	H	Texas Tech	65 55		34	H	Vanderbilt	63 76				

Non-Div I Games:

Oklahoma

■ Loss,
 ■ Non-Conf, S Site,
 ■ Home
 ■ Away
 N Neutral

Average RPI Win: 167		WON-LOST	WINNING	LAST 10	STRENGTH OF	OPP. STRENGTH	TEAM	ADJ.	CONF.	ADJ CONF.
Average RPI Loss: 30		RECORD	PCT. RANK	GAMES	SCHEDULE	OF SCHEDULE	RPI	RPI	RPI	RPI
DIV. I ONLY		15- 5	47	5- 5	57	56	40	40	1	1
DIV. I NON-CONF.		11- 0	1	3- 0	253	299	49	49	1	1
TOTALS		RPI 1-25	RPI 26-50		W-L RECORDS		RPI 51-100	RPI 101-150	RPI 150+	
15- 5	1- 2	2- 2		OVERALL		2- 1	3- 0	7- 0		
9- 3	1- 1	1- 2		HOME		0- 0	1- 0	6- 0		
5- 2	0- 1	1- 0		AWAY		1- 1	2- 0	1- 0		
1- 0	0- 0	0- 0		NEUTRAL		1- 0	0- 0	0- 0		
11- 0	0- 0	0- 0		NON-CONFERENCE		2- 0	2- 0	7- 0		
7- 0	0- 0	0- 0		HOME		0- 0	1- 0	6- 0		
3- 0	0- 0	0- 0		AWAY		1- 0	1- 0	1- 0		
1- 0	0- 0	0- 0		NEUTRAL		1- 0	0- 0	0- 0		
4- 5	1- 2	2- 2		CONFERENCE		0- 1	1- 0	0- 0		
2- 3	1- 1	1- 2		HOME		0- 0	0- 0	0- 0		
2- 2	0- 1	1- 0		AWAY		0- 1	1- 0	0- 0		
0- 0	0- 0	0- 0		NEUTRAL		0- 0	0- 0	0- 0		

[illegible]

Non-Div I Games:

Oklahoma St.

■ Loss, ■ Non-Conf, S Site, H Home A Away N Neutral

Average RPI Win:	241	WON-LOST	WINNING	LAST 10	STRENGTH OF	OPP. STRENGTH	TEAM	ADJ.	CONF.	ADJ CONF.
Average RPI Loss:	111	RECORD	PCT. RANK	GAMES	SCHEDULE	OF SCHEDULE	RPI	RPI	RPI	RPI
DIV. I ONLY	15- 6	58	6- 4	303	116	136	136	14	14	
DIV. I NON-CONF.	9- 3	55	2- 1	296	88	151	151	15	15	
TOTALS	RPI 1-25	RPI 26-50	W-L RECORDS	RPI 51-100	RPI 101-150	RPI 150+				
15- 6	0- 3	0- 0	OVERALL	1- 0	2- 1	12- 2				
9- 3	0- 2	0- 0	HOME	1- 0	1- 0	7- 1				
5- 2	0- 0	0- 0	AWAY	0- 0	1- 1	4- 1				
1- 1	0- 1	0- 0	NEUTRAL	0- 0	0- 0	1- 0				
9- 3	0- 2	0- 0	NON-CONFERENCE	0- 0	2- 0	7- 1				
5- 2	0- 1	0- 0	HOME	0- 0	1- 0	4- 1				
3- 0	0- 0	0- 0	AWAY	0- 0	1- 0	2- 0				
1- 1	0- 1	0- 0	NEUTRAL	0- 0	0- 0	1- 0				
6- 3	0- 1	0- 0	CONFERENCE	1- 0	0- 1	5- 1				
4- 1	0- 1	0- 0	HOME	1- 0	0- 0	3- 0				
2- 2	0- 0	0- 0	AWAY	0- 0	0- 1	2- 1				
0- 0	0- 0	0- 0	NEUTRAL	0- 0	0- 0	0- 0				

RPI S	Opponent	Score	RPI S	Opponent	Score	RPI S	Opponent	Score	RPI S	Opponent	Score	Team's RPI: 136
5	H California	47 63				79	H Drexel	53 50	130	A Virginia Tech	55 35	
13	N Texas A&M	55 78							132	A Hofstra	72 83	
24	H Delaware	46 63							143	H South Carolina St.	79 63	
									170	H Dartmouth	73 59	
									195	H Pittsburgh	54 55	
									219	A Georgia St.	72 66	
									219	H Georgia St.	68 45	
									235	H VCU	74 51	
									261	A UNLV	85 67	
									278	H USC Upstate	77 46	
									295	A William & Mary	69 73	
									299	H Towson	65 55	
									300	A UNC Wilmington	74 50	
									300	H UNC Wilmington	62 55	
									306	N Alabama A&M	75 46	
									327	A UMES	62 46	
									342	H N.C. Central	59 33	
LAST 12 Division I GAMES:												
300	H UNC Wilmington	62 55	24	H Delaware	46 63							
79	H Drexel	53 50	299	H Towson	65 55							
295	A William & Mary	69 73	219	A Georgia St.	72 66							
219	H Georgia St.	68 45	195	H Pittsburgh	54 55							
132	A Hofstra	72 83	143	H South Carolina St.	79 63							
300	A UNC Wilmington	74 50	306	N Alabama A&M	75 46							

Non-Div I Games:

Old Dominion

■ Loss,
 ■ Non-Conf,
 ■ S Site,
 ■ H Home
 ■ A Away
 N Neutral

Average RPI Win:	243	WON-LOST	WINNING	LAST 10	STRENGTH OF	OPP. STRENGTH	TEAM	ADJ.	CONF.	ADJ CONF.
Average RPI Loss:	112	RECORD	PCT. RANK	GAMES	SCHEDULE	OF SCHEDULE	RPI	RPI	RPI	RPI
DIV. I ONLY	8- 14	246	2- 8	202	103	255	255	4	4	
DIV. I NON-CONF.	7- 6	155	1- 2	320	219	263	263	6	6	
TOTALS	RPI 1-25	RPI 26-50	W-L RECORDS	RPI 51-100	RPI 101-150	RPI 150+				
8- 14	0- 0	0- 2	OVERALL	1- 5	0- 4	7- 3				
6- 5	0- 0	0- 1	HOME	0- 2	0- 2	6- 0				
1- 7	0- 0	0- 1	AWAY	1- 2	0- 1	0- 3				
1- 2	0- 0	0- 0	NEUTRAL	0- 1	0- 1	1- 0				
7- 6	0- 0	0- 0	NON-CONFERENCE	0- 1	0- 3	7- 2				
6- 1	0- 0	0- 0	HOME	0- 0	0- 1	6- 0				
0- 3	0- 0	0- 0	AWAY	0- 0	0- 1	0- 2				
1- 2	0- 0	0- 0	NEUTRAL	0- 1	0- 1	1- 0				
1- 8	0- 0	0- 2	CONFERENCE	1- 4	0- 1	0- 1				
0- 4	0- 0	0- 1	HOME	0- 2	0- 1	0- 0				
1- 4	0- 0	0- 1	AWAY	1- 2	0- 0	0- 1				
0- 0	0- 0	0- 0	NEUTRAL	0- 0	0- 0	0- 0				

RPI S	Opponent	Score	RPI S	Opponent	Score	RPI S	Opponent	Score	RPI S	Opponent	Score	Team's RPI: 255
34	A Vanderbilt	53 79	34	H Vanderbilt	57 76	53	A LSU	79 84	118	H Alabama	75 83	
						65	A Florida	88 81	131	H Lamar	71 85	
						75	H Missouri	72 73	132	A Hofstra	63 72	
						76	H Arkansas	66 77	147	N McNeese St.	75 80	
						88	A Auburn	52 76	164	A Louisiana Tech	54 57	
						90	N Northwestern	69 73	186	H Belmont	63 48	
									210	A Mississippi St.	57 72	
									215	A Cleveland St.	55 67	
									222	N Eastern Mich.	61 58	
									265	H Mississippi Val.	62 60	
									284	H Massachusetts	71 59	
									291	H Southeastern La.	95 85	
									293	H Northwestern St.	67 51	
									335	H Lipscomb	68 46	
LAST 12 Division I GAMES:												
34	A Vanderbilt	53 79	88	A Auburn	52 76							
76	H Arkansas	66 77	34	H Vanderbilt	57 76							
210	A Mississippi St.	57 72	53	A LSU	79 84							
65	A Florida	88 81	222	N Eastern Mich.	61 58							
75	H Missouri	72 73	147	N McNeese St.	75 80							
118	H Alabama	75 83	90	N Northwestern	69 73							

Non-Div I Games:

Ole Miss

 Loss,
 Non-Conf,
 S Site,
 H Home
 A Away
N Neutral

Oral Roberts

Average RPI Win:	252	WON-LOST	WINNING	LAST 10	STRENGTH OF	OPP. STRENGTH	TEAM	ADJ.	CONF.	ADJ CONF.
Average RPI Loss:	98	RECORD	PCT. RANK	GAMES	SCHEDULE	OF SCHEDULE	RPI	RPI	RPI	RPI
DIV. I ONLY	9- 10	184	7- 3	130	173	141	141	21	21	
DIV. I NON-CONF.	2- 7	301	0- 2	52	14	173	173	20	20	

TOTALS	RPI 1-25	RPI 26-50	W-L RECORDS	RPI 51-100	RPI 101-150	RPI 150+
9- 10	0- 1	0- 2	OVERALL	0- 2	1- 3	8- 2
6- 2	0- 0	0- 0	HOME	0- 1	1- 1	5- 0
3- 8	0- 1	0- 2	AWAY	0- 1	0- 2	3- 2
0- 0	0- 0	0- 0	NEUTRAL	0- 0	0- 0	0- 0
2- 7	0- 1	0- 2	NON-CONFERENCE	0- 2	0- 1	2- 1
1- 1	0- 0	0- 0	HOME	0- 1	0- 0	1- 0
1- 6	0- 1	0- 2	AWAY	0- 1	0- 1	1- 1
0- 0	0- 0	0- 0	NEUTRAL	0- 0	0- 0	0- 0
7- 3	0- 0	0- 0	CONFERENCE	0- 0	1- 2	6- 1
5- 1	0- 0	0- 0	HOME	0- 0	1- 1	4- 0
2- 2	0- 0	0- 0	AWAY	0- 0	0- 1	2- 1
0- 0	0- 0	0- 0	NEUTRAL	0- 0	0- 0	0- 0

RPI S Opponent Score	RPI 26-50	RPI 51-100	RPI 101+ Team's RPI: 141
1 A Baylor 56 94	26 A Nebraska 67 80	76 H Arkansas 57 80	117 A Missouri St. 72 73
	30 A DePaul 74 97	100 A UALR 47 79	126 A Sam Houston St. 47 54
			131 H Lamar 77 48
			147 H McNeese St. 71 72
			164 A Louisiana Tech 59 61
			193 A Nicholls St. 66 69
			193 H Nicholls St. 84 56
			196 H Tulsa 64 53
			227 H Stephen F. Austin 63 56
			291 A Southeastern La. 81 62
			291 H Southeastern La. 90 48
			293 H Northwestern St. 66 55
			307 A Texas-Arlington 73 41
			336 A A&M-Corpus Christi 58 41
LAST 12 Division I GAMES:			
291 H Southeastern La. 90 48	227 H Stephen F. Austin 63 56		
193 H Nicholls St. 84 56	293 H Northwestern St. 66 55		
147 H McNeese St. 71 72	193 A Nicholls St. 66 69		
131 H Lamar 77 48	291 A Southeastern La. 81 62		
126 A Sam Houston St. 47 54	30 A DePaul 74 97		
336 A A&M-Corpus Christi 58 41	26 A Nebraska 67 80		

Non-Div I Games: Evangel 96 34

Oral Roberts

Loss, Non-Conf, S Site, H Home A Away N Neutral

Oregon

Average RPI Win: 147

Average RPI Loss: 106

WON-LOST

WINNING

LAST 10

RECORD

PCT. RANK

GAMES

Through Games Of Sunday, February 3, 2013

STRENGTH OF

SCHEDULE

OPP. STRENGTH

OF SCHEDULE

TEAM

RPI

ADJ.

RPI

CONF.

RPI

ADJ CONF.

RPI

DIV. I ONLY

3- 19

328

1- 9

63

36

248

248

6

6

DIV. I NON-CONF.

2- 10

311

0- 2

62

63

255

255

5

5

TOTALS

RPI 1-25

RPI 26-50

W-L RECORDS

RPI 51-100

RPI 101-150

RPI 150+

3- 19

0- 4

0- 2

OVERALL

1- 3

1- 3

1- 7

2- 10

0- 4

0- 1

HOME

1- 0

0- 1

1- 4

1- 7

0- 0

0- 0

AWAY

0- 2

1- 2

0- 3

0- 2

0- 0

0- 1

NEUTRAL

0- 1

0- 0

0- 0

2- 10

0- 1

0- 2

NON-CONFERENCE

1- 2

0- 0

1- 5

2- 5

0- 1

0- 1

HOME

1- 0

0- 0

1- 3

0- 3

0- 0

0- 0

AWAY

0- 1

0- 0

0- 2

0- 2

0- 0

0- 1

NEUTRAL

0- 1

0- 0

0- 0

1- 9

0- 3

0- 0

CONFERENCE

0- 1

1- 3

0- 2

0- 5

0- 3

0- 0

HOME

0- 0

0- 1

0- 1

1- 4

0- 0

0- 0

AWAY

0- 1

1- 2

0- 1

0- 0

0- 0

0- 0

NEUTRAL

0- 0

0- 0

0- 0

RPI 1-25

RPI 26-50

RPI 51-100

RPI 101+

Team's RPI: 248

RPI	S	Opponent	Score
2	H	Connecticut	51 95
3	H	Stanford	62 86
5	H	California	45 72
15	H	UCLA	80 89

RPI	S	Opponent	Score
27	N	Oklahoma	61 100
37	H	St. Mary's (CA)	69 78

RPI	S	Opponent	Score
52	A	Washington	53 66
57	A	Illinois	62 80
76	N	Arkansas	67 79
93	H	Fresno St.	65 64

RPI	S	Opponent	Score
114	A	Arizona St.	45 60
121	H	Southern California	62 67
122	A	Washington St.	70 68
127	A	Arizona	68 100
158	A	Hawaii	73 85
175	H	Portland St.	85 87
180	A	Oregon St.	49 68
180	H	Oregon St.	53 63
201	A	Portland	49 68
212	H	Denver	62 73
225	H	Samford	72 61
270	H	Nevada	73 77

LAST 12 Division I GAMES:

5	H	California	45 72	127	A	Arizona	68 100
3	H	Stanford	62 86	114	A	Arizona St.	45 60
52	A	Washington	53 66	121	H	Southern California	62 67
122	A	Washington St.	70 68	15	H	UCLA	80 89
180	A	Oregon St.	49 68	2	H	Connecticut	51 95
180	H	Oregon St.	53 63	201	A	Portland	49 68

Non-Div I Games:

Oregon

Loss, Non-Conf, S Site, H Home A Away N Neutral

Oregon St.

Through Games Of Sunday, February 3, 2013

Average RPI Win:	214	WON-LOST	WINNING	LAST 10	STRENGTH OF	OPP. STRENGTH	TEAM	ADJ.	CONF.	ADJ CONF.
Average RPI Loss:	77	RECORD	PCT. RANK	GAMES	SCHEDULE	OF SCHEDULE	RPI	RPI	RPI	RPI
DIV. I ONLY	7- 13	254	3- 7	70	58	180	180	6	6	
DIV. I NON-CONF.	4- 6	219	0- 2	72	183	186	186	5	5	
TOTALS	RPI 1-25	RPI 26-50	W-L RECORDS	RPI 51-100	RPI 101-150	RPI 150+				
7- 13	0- 4	0- 2	OVERALL	0- 1	2- 5	5- 1				
3- 6	0- 3	0- 0	HOME	0- 0	0- 3	3- 0				
2- 4	0- 0	0- 0	AWAY	0- 1	1- 2	1- 1				
2- 3	0- 1	0- 2	NEUTRAL	0- 0	1- 0	1- 0				
4- 6	0- 1	0- 2	NON-CONFERENCE	0- 0	1- 2	3- 1				
2- 2	0- 0	0- 0	HOME	0- 0	0- 2	2- 0				
0- 1	0- 0	0- 0	AWAY	0- 0	0- 0	0- 1				
2- 3	0- 1	0- 2	NEUTRAL	0- 0	1- 0	1- 0				
3- 7	0- 3	0- 0	CONFERENCE	0- 1	1- 3	2- 0				
1- 4	0- 3	0- 0	HOME	0- 0	0- 1	1- 0				
2- 3	0- 0	0- 0	AWAY	0- 1	1- 2	1- 0				
0- 0	0- 0	0- 0	NEUTRAL	0- 0	0- 0	0- 0				

RPI S	Opponent	Score	RPI S	Opponent	Score	RPI S	Opponent	Score	RPI S	Opponent	Score	Team's RPI: 180
3	H Stanford	45 65	35	N Michigan St.	35 49	52	A Washington	77 81	109	H Cal Poly	62 72	
5	H California	38 60	44	N Texas Tech	48 66				114	A Arizona St.	55 66	
15	H UCLA	64 68							121	H Southern California	55 56	
23	N Louisville	43 61							122	A Washington St.	73 76	
									127	A Arizona	57 48	
									146	H Sacramento St.	71 80	
									150	N Winthrop	68 64	
									157	N UC Santa Barbara	49 46	
									213	A Loyola Marymount	62 73	
									248	A Oregon	63 53	
									248	H Oregon	68 49	
									283	H Cal St. Fullerton	54 36	
									287	H CSU Bakersfield	71 48	
LAST 12 Division I GAMES:												
3	H Stanford	45 65	114	A Arizona St.	55 66							
5	H California	38 60	127	A Arizona	57 48							
122	A Washington St.	73 76	15	H UCLA	64 68							
52	A Washington	77 81	121	H Southern California	55 56							
248	H Oregon	68 49	44	N Texas Tech	48 66							
248	A Oregon	63 53	35	N Michigan St.	35 49							

Non-Div I Games: Western Wash. 71 59 Saint Martin's 84 36

Oregon St.

Loss, Non-Conf, S Site, H Home A Away N Neutral

Average RPI Win:	174	WON-LOST	WINNING	LAST 10	STRENGTH OF	OPP. STRENGTH	TEAM	ADJ.	CONF.	ADJ CONF.
Average RPI Loss:	59	RECORD	PCT. RANK	GAMES	SCHEDULE	OF SCHEDULE	RPI	RPI	RPI	RPI
DIV. I ONLY	18- 3	15	9- 1	103	109	28	28	11	11	
DIV. I NON-CONF.	10- 2	28	3- 0	60	69	17	17	11	11	
TOTALS	RPI 1-25	RPI 26-50	W-L RECORDS	RPI 51-100	RPI 101-150	RPI 150+				
18- 3	0- 1	1- 0	OVERALL	3- 1	2- 1	12- 0				
11- 0	0- 0	0- 0	HOME	2- 0	2- 0	7- 0				
7- 3	0- 1	1- 0	AWAY	1- 1	0- 1	5- 0				
0- 0	0- 0	0- 0	NEUTRAL	0- 0	0- 0	0- 0				
10- 2	0- 1	1- 0	NON-CONFERENCE	3- 1	1- 0	5- 0				
6- 0	0- 0	0- 0	HOME	2- 0	1- 0	3- 0				
4- 2	0- 1	1- 0	AWAY	1- 1	0- 0	2- 0				
0- 0	0- 0	0- 0	NEUTRAL	0- 0	0- 0	0- 0				
8- 1	0- 0	0- 0	CONFERENCE	0- 0	1- 1	7- 0				
5- 0	0- 0	0- 0	HOME	0- 0	1- 0	4- 0				
3- 1	0- 0	0- 0	AWAY	0- 0	0- 1	3- 0				
0- 0	0- 0	0- 0	NEUTRAL	0- 0	0- 0	0- 0				

RPI 1-25				RPI 26-50				RPI 51-100				RPI 101+			
RPI	S	Opponent	Score	RPI	S	Opponent	Score	RPI	S	Opponent	Score	RPI	S	Opponent	Score
3	A	Stanford	43 78	37	A	St. Mary's (CA)	75 72	65	A	Florida	82 89	109	A	Cal Poly	95 96
								81	H	Fordham	62 40	110	H	Cal St. Northridge	60 51
								87	A	Eastern Wash.	64 51	119	H	Santa Clara	72 45
								93	H	Fresno St.	66 56	157	A	UC Santa Barbara	64 52
												158	H	Hawaii	71 61
												165	H	Long Beach St.	69 53
												178	H	San Francisco	75 59
												182	A	Seattle	71 70
												188	H	UC Davis	78 64
												197	A	UC Riverside	85 56
												269	H	UC Irvine	68 47
												270	H	Nevada	72 63
												272	A	San Jose St.	74 60
												283	A	Cal St. Fullerton	67 55
												287	H	CSU Bakersfield	102 60
LAST 12 Division I GAMES:															
165	H	Long Beach St.	69 53	109	A	Cal Poly	95 96								
269	H	UC Irvine	68 47	157	A	UC Santa Barbara	64 52								
283	A	Cal St. Fullerton	67 55	188	H	UC Davis	78 64								
197	A	UC Riverside	85 56	287	H	CSU Bakersfield	102 60								
110	H	Cal St. Northridge	60 51	178	H	San Francisco	75 59								
158	H	Hawaii	71 61	37	A	St. Mary's (CA)	75 72								

Non-Div I Games:

Pacific

■ Loss,
■ Non-Conf, S Site,
■ Home
■ Away
N Neutral

Average RPI Win:	279	WON-LOST	WINNING	LAST 10	STRENGTH OF	OPP. STRENGTH	TEAM	ADJ.	CONF.	ADJ CONF.
Average RPI Loss:	107	RECORD	PCT. RANK	GAMES	SCHEDULE	OF SCHEDULE	RPI	RPI	RPI	RPI
DIV. I ONLY	9- 8	144	5- 5	261	223	202	202	19	19	
DIV. I NON-CONF.	7- 7	159	5- 4	254	236	225	225	18	18	
TOTALS	RPI 1-25	RPI 26-50	W-L RECORDS	RPI 51-100	RPI 101-150	RPI 150+				
9- 8	0- 2	0- 1	OVERALL	0- 2	0- 1	9- 2				
3- 4	0- 1	0- 1	HOME	0- 1	0- 1	3- 0				
4- 4	0- 1	0- 0	AWAY	0- 1	0- 0	4- 2				
2- 0	0- 0	0- 0	NEUTRAL	0- 0	0- 0	2- 0				
7- 7	0- 1	0- 1	NON-CONFERENCE	0- 2	0- 1	7- 2				
3- 4	0- 1	0- 1	HOME	0- 1	0- 1	3- 0				
2- 3	0- 0	0- 0	AWAY	0- 1	0- 0	2- 2				
2- 0	0- 0	0- 0	NEUTRAL	0- 0	0- 0	2- 0				
2- 1	0- 1	0- 0	CONFERENCE	0- 0	0- 0	2- 0				
0- 0	0- 0	0- 0	HOME	0- 0	0- 0	0- 0				
2- 1	0- 1	0- 0	AWAY	0- 0	0- 0	2- 0				
0- 0	0- 0	0- 0	NEUTRAL	0- 0	0- 0	0- 0				

RPI 1-25				RPI 26-50				RPI 51-100				RPI 101+ Team's RPI: 202			
RPI	S	Opponent	Score	RPI	S	Opponent	Score	RPI	S	Opponent	Score	RPI	S	Opponent	Score
14	H	Villanova	44 48	45	H	Saint Joseph's	53 66	55	H	Virginia	65 68	107	H	Temple	51 59
21	A	Princeton	47 77					79	A	Drexel	50 77	172	H	Bucknell	58 53
												179	H	La Salle	65 56
												199	A	Army	53 58
												264	A	St. Francis Brooklyn	61 60
												271	A	Cornell	65 56
												308	H	Morgan St.	79 73
												323	N	Air Force	61 39
												325	N	Alabama St.	52 37
												326	A	LIU Brooklyn	54 40
												338	A	Norfolk St.	51 60
												343	A	Columbia	52 40
LAST 12 Division I GAMES:															
271	A	Cornell	65 56	45	H	Saint Joseph's	53 66	323	N	Air Force	61 39				
343	A	Columbia	52 40					325	N	Alabama St.	52 37				
107	H	Temple	51 59					79	A	Drexel	50 77				
14	H	Villanova	44 48					326	A	LIU Brooklyn	54 40				
21	A	Princeton	47 77					264	A	St. Francis Brooklyn	61 60				
308	H	Morgan St.	79 73												

Non-Div I Games:

Penn

■ Loss,
 ■ Non-Conf,
 S Site,
 ■ Home
 ■ Away
 N Neutral

Average RPI Win: 103	WON-LOST	WINNING	LAST 10	STRENGTH OF	OPP. STRENGTH	TEAM	ADJ.	CONF.	ADJ CONF.
Average RPI Loss: 44	RECORD	PCT. RANK	GAMES	SCHEDULE	OF SCHEDULE	RPI	RPI	RPI	RPI
DIV. I ONLY	17- 3	21	9- 1	17	14	7	7	2	2
DIV. I NON-CONF.	10- 2	28	4- 0	31	24	8	8	2	2
TOTALS	RPI 1-25	RPI 26-50	W-L RECORDS	RPI 51-100	RPI 101-150	RPI 150+			
17- 3	1- 1	4- 1	OVERALL	5- 1	4- 0	3- 0			
10- 0	0- 0	2- 0	HOME	4- 0	1- 0	3- 0			
6- 3	1- 1	2- 1	AWAY	1- 1	2- 0	0- 0			
1- 0	0- 0	0- 0	NEUTRAL	0- 0	1- 0	0- 0			
10- 2	1- 1	1- 1	NON-CONFERENCE	1- 0	4- 0	3- 0			
6- 0	0- 0	1- 0	HOME	1- 0	1- 0	3- 0			
3- 2	1- 1	0- 1	AWAY	0- 0	2- 0	0- 0			
1- 0	0- 0	0- 0	NEUTRAL	0- 0	1- 0	0- 0			
7- 1	0- 0	3- 0	CONFERENCE	4- 1	0- 0	0- 0			
4- 0	0- 0	1- 0	HOME	3- 0	0- 0	0- 0			
3- 1	0- 0	2- 0	AWAY	1- 1	0- 0	0- 0			
0- 0	0- 0	0- 0	NEUTRAL	0- 0	0- 0	0- 0			

RPI	S	Opponent	Score	RPI	S	Opponent	Score	RPI	S	Opponent	Score	RPI	S	Opponent	Score
2	A	Connecticut	52 67	26	H	Nebraska	80 58	63	H	Minnesota	64 59	110	A	Cal St. Northridge	85 73
13	A	Texas A&M	63 58	35	A	Michigan St.	76 55	70	H	South Dakota St.	60 50	112	N	Detroit	80 72
				38	H	Georgetown	97 74	77	A	Ohio St.	71 56	120	H	Howard	72 61
				39	A	Michigan	59 49	89	A	Wisconsin	61 63	130	A	Virginia Tech	60 41
				42	A	Miami (FL)	65 69	89	H	Wisconsin	84 40	208	H	Lafayette	75 34
								90	H	Northwestern	73 69	234	H	Fairleigh Dickinson	101 44
												289	H	NJIT	82 37
LAST 12 Division I GAMES:															
				89	A	Wisconsin	61 63	35	A	Michigan St.	76 55				
				77	A	Ohio St.	71 56	90	H	Northwestern	73 69				
				63	H	Minnesota	64 59	289	H	NJIT	82 37				
				39	A	Michigan	59 49	70	H	South Dakota St.	60 50				
				89	H	Wisconsin	84 40	130	A	Virginia Tech	60 41				
				26	H	Nebraska	80 58	38	H	Georgetown	97 74				

Non-Div I Games:

Penn St.

Pepperdine

Through Games Of Sunday, February 3, 2013

Average RPI Win:	192	WON-LOST	WINNING	LAST 10	STRENGTH OF	OPP. STRENGTH	TEAM	ADJ.	CONF.	ADJ CONF.
Average RPI Loss:	93	RECORD	PCT. RANK	GAMES	SCHEDULE	OF SCHEDULE	RPI	RPI	RPI	RPI
DIV. I ONLY	4- 16	314	1- 9	35	100	220	220	7	7	
DIV. I NON-CONF.	3- 8	274	0- 3	26	116	184	184	7	7	
TOTALS	RPI 1-25	RPI 26-50	W-L RECORDS	RPI 51-100	RPI 101-150	RPI 150+				
4- 16	0- 2	0- 3	OVERALL	0- 5	0- 3	4- 3				
3- 8	0- 2	0- 1	HOME	0- 2	0- 2	3- 1				
1- 8	0- 0	0- 2	AWAY	0- 3	0- 1	1- 2				
0- 0	0- 0	0- 0	NEUTRAL	0- 0	0- 0	0- 0				
3- 8	0- 2	0- 0	NON-CONFERENCE	0- 3	0- 2	3- 1				
2- 5	0- 2	0- 0	HOME	0- 1	0- 1	2- 1				
1- 3	0- 0	0- 0	AWAY	0- 2	0- 1	1- 0				
0- 0	0- 0	0- 0	NEUTRAL	0- 0	0- 0	0- 0				
1- 8	0- 0	0- 3	CONFERENCE	0- 2	0- 1	1- 2				
1- 3	0- 0	0- 1	HOME	0- 1	0- 1	1- 0				
0- 5	0- 0	0- 2	AWAY	0- 1	0- 0	0- 2				
0- 0	0- 0	0- 0	NEUTRAL	0- 0	0- 0	0- 0				

RPI S	Opponent	Score	RPI S	Opponent	Score	RPI S	Opponent	Score	RPI S	Opponent	Score	Team's RPI: 220
12	H Kentucky	62 80	37	A St. Mary's (CA)	61 72	52	A Washington	51 70	119	H Santa Clara	36 38	
15	H UCLA	46 77	50	A Gonzaga	52 81	67	H Wyoming	50 72	120	H Howard	51 55	
			50	H Gonzaga	46 80	72	A BYU	42 68	121	A Southern California	56 65	
						76	A Arkansas	39 64	178	H San Francisco	71 67	
						83	H San Diego	61 79	182	H Seattle	70 64	
									188	A UC Davis	83 68	
									197	H UC Riverside	71 79	
									201	A Portland	51 57	
									213	A Loyola Marymount	47 65	
									221	H South Dakota	70 54	
LAST 12 Division I GAMES:												
50	A Gonzaga	52 81	72	A BYU	42 68							
201	A Portland	51 57	178	H San Francisco	71 67							
83	H San Diego	61 79	213	A Loyola Marymount	47 65							
50	H Gonzaga	46 80	15	H UCLA	46 77							
37	A St. Mary's (CA)	61 72	120	H Howard	51 55							
119	H Santa Clara	36 38	12	H Kentucky	62 80							

Non-Div I Games:

Pepperdine

Loss, Non-Conf, S Site, H Home A Away N Neutral

Average RPI Win:	247	WON-LOST	WINNING	LAST 10	STRENGTH OF	OPP. STRENGTH	TEAM	ADJ.	CONF.	ADJ CONF.
Average RPI Loss:	86	RECORD	PCT. RANK	GAMES	SCHEDULE	OF SCHEDULE	RPI	RPI	RPI	RPI
DIV. I ONLY	9- 12	206	2- 8	114	84	195	195	3	3	
DIV. I NON-CONF.	9- 4	75	3- 1	235	285	157	157	3	3	
TOTALS	RPI 1-25	RPI 26-50	W-L RECORDS	RPI 51-100	RPI 101-150	RPI 150+				
9- 12	0- 2	0- 3	OVERALL	0- 4	1- 0	8- 3				
7- 6	0- 2	0- 0	HOME	0- 3	0- 0	7- 1				
2- 6	0- 0	0- 3	AWAY	0- 1	1- 0	1- 2				
0- 0	0- 0	0- 0	NEUTRAL	0- 0	0- 0	0- 0				
9- 4	0- 0	0- 1	NON-CONFERENCE	0- 1	1- 0	8- 2				
7- 2	0- 0	0- 0	HOME	0- 1	0- 0	7- 1				
2- 2	0- 0	0- 1	AWAY	0- 0	1- 0	1- 1				
0- 0	0- 0	0- 0	NEUTRAL	0- 0	0- 0	0- 0				
0- 8	0- 2	0- 2	CONFERENCE	0- 3	0- 0	0- 1				
0- 4	0- 2	0- 0	HOME	0- 2	0- 0	0- 0				
0- 4	0- 0	0- 2	AWAY	0- 1	0- 0	0- 1				
0- 0	0- 0	0- 0	NEUTRAL	0- 0	0- 0	0- 0				

RPI	S	Opponent	Score	RPI	S	Opponent	Score	RPI	S	Opponent	Score	RPI	S	Opponent	Score	Team's RPI: 195
4	H	Notre Dame	47 73	30	A	DePaul	55 57	57	A	St. John's (NY)	32 61	136	A	Old Dominion	55 54	
14	H	Villanova	52 68	32	A	Duquesne	61 70	60	H	Marquette	65 74	207	H	Longwood	86 60	
				38	A	Georgetown	57 69	62	H	South Fla.	60 78	208	A	Lafayette	65 68	
								74	H	Youngstown St.	50 64	214	H	Loyola Maryland	57 47	
												217	H	Rider	48 65	
												233	A	Seton Hall	56 69	
												238	H	Mt. St. Mary's	67 49	
												253	A	Buffalo	91 77	
												266	H	Siena	75 50	
												294	H	Brown	58 57	
												295	H	William & Mary	76 74	
												319	H	Wagner	65 39	
LAST 12 Division I GAMES:																
62	H	South Fla.	60 78	14	H	Villanova	52 68									
30	A	DePaul	55 57	233	A	Seton Hall	56 69									
38	A	Georgetown	57 69	136	A	Old Dominion	55 54									
4	H	Notre Dame	47 73	253	A	Buffalo	91 77									
60	H	Marquette	65 74	238	H	Mt. St. Mary's	67 49									
57	A	St. John's (NY)	32 61	217	H	Rider	48 65									

Non-Div I Games:

Pittsburgh

■ Loss,
 ■ Non-Conf,
 S Site,
 ■ Home
 ■ Away
 N Neutral

Average RPI Win:	198	WON-LOST	WINNING	LAST 10	STRENGTH OF	OPP. STRENGTH	TEAM	ADJ.	CONF.	ADJ CONF.
Average RPI Loss:	109	RECORD	PCT. RANK	GAMES	SCHEDULE	OF SCHEDULE	RPI	RPI	RPI	RPI
DIV. I ONLY	9- 13	218	4- 6	176	80	201	201	7	7	
DIV. I NON-CONF.	5- 8	221	2- 1	192	102	208	208	7	7	
TOTALS	RPI 1-25	RPI 26-50	W-L RECORDS	RPI 51-100	RPI 101-150	RPI 150+				
9- 13	0- 1	0- 1	OVERALL	1- 5	2- 2	6- 4				
5- 5	0- 0	0- 1	HOME	1- 2	0- 1	4- 1				
4- 7	0- 1	0- 0	AWAY	0- 2	2- 1	2- 3				
0- 1	0- 0	0- 0	NEUTRAL	0- 1	0- 0	0- 0				
5- 8	0- 1	0- 0	NON-CONFERENCE	1- 3	1- 1	3- 3				
3- 2	0- 0	0- 0	HOME	1- 1	0- 0	2- 1				
2- 5	0- 1	0- 0	AWAY	0- 1	1- 1	1- 2				
0- 1	0- 0	0- 0	NEUTRAL	0- 1	0- 0	0- 0				
4- 5	0- 0	0- 1	CONFERENCE	0- 2	1- 1	3- 1				
2- 3	0- 0	0- 1	HOME	0- 1	0- 1	2- 0				
2- 2	0- 0	0- 0	AWAY	0- 1	1- 0	1- 1				
0- 0	0- 0	0- 0	NEUTRAL	0- 0	0- 0	0- 0				

RPI 1-25				RPI 26-50				RPI 51-100				RPI 101+ Team's RPI: 201			
RPI	S	Opponent	Score	RPI	S	Opponent	Score	RPI	S	Opponent	Score	RPI	S	Opponent	Score
23	A	Louisville	48 95	50	H	Gonzaga	51 82	52	H	Washington	44 64	110	A	Cal St. Northridge	51 70
								83	A	San Diego	54 72	119	A	Santa Clara	71 68
								83	H	San Diego	63 69	119	H	Santa Clara	58 59
								87	A	Eastern Wash.	50 68	148	A	Idaho	62 56
								93	H	Fresno St.	76 69	175	A	Portland St.	49 64
								98	N	Boston College	40 68	175	H	Portland St.	61 64
												178	A	San Francisco	81 88
												182	A	Seattle	61 63
												213	A	Loyola Marymount	63 59
												213	H	Loyola Marymount	65 63
												220	H	Pepperdine	57 51
												248	H	Oregon	68 49
												260	A	Boise St.	73 49
												270	H	Nevada	70 61
LAST 12 Division I GAMES:															
213	H	Loyola Marymount	65 63	178	A	San Francisco	81 88								
220	H	Pepperdine	57 51	83	H	San Diego	63 69								
119	A	Santa Clara	71 68	119	H	Santa Clara	58 59								
83	A	San Diego	54 72	175	H	Portland St.	61 64								
213	A	Loyola Marymount	63 59	248	H	Oregon	68 49								
50	H	Gonzaga	51 82	260	A	Boise St.	73 49								

Non-Div I Games:

Portland

■ Loss,
 ■ Non-Conf,
 S Site,
 ■ Home
 ■ Away
 N Neutral

Average RPI Win:	213	WON-LOST	WINNING	LAST 10	STRENGTH OF	OPP. STRENGTH	TEAM	ADJ.	CONF.	ADJ CONF.
Average RPI Loss:	120	RECORD	PCT. RANK	GAMES	SCHEDULE	OF SCHEDULE	RPI	RPI	RPI	RPI
DIV. I ONLY	8- 11	214	3- 7	118	190	175	175	15	15	
DIV. I NON-CONF.	4- 3	138	1- 0	99	170	92	92	14	14	
TOTALS	RPI 1-25	RPI 26-50	W-L RECORDS	RPI 51-100	RPI 101-150	RPI 150+				
8- 11	0- 0	0- 2	OVERALL	0- 3	2- 2	6- 4				
2- 6	0- 0	0- 1	HOME	0- 2	0- 1	2- 2				
5- 4	0- 0	0- 0	AWAY	0- 1	1- 1	4- 2				
1- 1	0- 0	0- 1	NEUTRAL	0- 0	1- 0	0- 0				
4- 3	0- 0	0- 2	NON-CONFERENCE	0- 0	1- 0	3- 1				
1- 1	0- 0	0- 1	HOME	0- 0	0- 0	1- 0				
2- 1	0- 0	0- 0	AWAY	0- 0	0- 0	2- 1				
1- 1	0- 0	0- 1	NEUTRAL	0- 0	1- 0	0- 0				
4- 8	0- 0	0- 0	CONFERENCE	0- 3	1- 2	3- 3				
1- 5	0- 0	0- 0	HOME	0- 2	0- 1	1- 2				
3- 3	0- 0	0- 0	AWAY	0- 1	1- 1	2- 1				
0- 0	0- 0	0- 0	NEUTRAL	0- 0	0- 0	0- 0				

RPI 1-25				RPI 26-50				RPI 51-100				RPI 101+				Team's RPI: 175
RPI	S	Opponent	Score	RPI	S	Opponent	Score	RPI	S	Opponent	Score	RPI	S	Opponent	Score	
				47	N	Chattanooga	59 68	78	A	Montana	61 72	103	N	Butler	71 58	
				50	H	Gonzaga	40 54	78	H	Montana	55 70	104	A	Montana St.	75 72	
								87	H	Eastern Wash.	56 68	104	H	Montana St.	74 81	
												146	A	Sacramento St.	77 81	
												151	H	Northern Colo.	42 67	
												156	A	Idaho St.	50 63	
												182	A	Seattle	59 72	
												201	A	Portland	64 61	
												201	H	Portland	64 49	
												223	H	North Dakota	73 66	
												241	H	Southern Utah	68 70	
												248	A	Oregon	87 85	
												302	A	Northern Ariz.	60 59	
												324	A	Weber St.	74 60	
LAST 12 Division I GAMES:																
				104	A	Montana St.	75 72	302	A	Northern Ariz.	60 59					
				78	A	Montana	61 72	146	A	Sacramento St.	77 81					
				241	H	Southern Utah	68 70	78	H	Montana	55 70					
				87	H	Eastern Wash.	56 68	104	H	Montana St.	74 81					
				223	H	North Dakota	73 66	201	A	Portland	64 61					
				151	H	Northern Colo.	42 67	324	A	Weber St.	74 60					

Non-Div I Games: Corban 67 52 George Fox 55 35

Portland St.

Average RPI Win:	264	WON-LOST	WINNING	LAST 10	STRENGTH OF	OPP. STRENGTH	TEAM	ADJ.	CONF.	ADJ CONF.
Average RPI Loss:	174	RECORD	PCT. RANK	GAMES	SCHEDULE	OF SCHEDULE	RPI	RPI	RPI	RPI
DIV. I ONLY	8- 12	222	5- 5	251	298	244	244	31	31	
DIV. I NON-CONF.	3- 7	264	0- 2	57	114	143	143	31	31	
TOTALS	RPI 1-25	RPI 26-50	W-L RECORDS	RPI 51-100	RPI 101-150	RPI 150+				
8- 12	0- 1	0- 2	OVERALL	1- 0	1- 1	6- 8				
4- 2	0- 0	0- 0	HOME	0- 0	0- 0	4- 2				
3- 8	0- 1	0- 2	AWAY	0- 0	1- 1	2- 4				
1- 2	0- 0	0- 0	NEUTRAL	1- 0	0- 0	0- 2				
3- 7	0- 1	0- 2	NON-CONFERENCE	1- 0	1- 1	1- 3				
0- 1	0- 0	0- 0	HOME	0- 0	0- 0	0- 1				
2- 4	0- 1	0- 2	AWAY	0- 0	1- 1	1- 0				
1- 2	0- 0	0- 0	NEUTRAL	1- 0	0- 0	0- 2				
5- 5	0- 0	0- 0	CONFERENCE	0- 0	0- 0	5- 5				
4- 1	0- 0	0- 0	HOME	0- 0	0- 0	4- 1				
1- 4	0- 0	0- 0	AWAY	0- 0	0- 0	1- 4				
0- 0	0- 0	0- 0	NEUTRAL	0- 0	0- 0	0- 0				

RPI 1-25			RPI 26-50			RPI 51-100			RPI 101+ Team's RPI: 244		
RPI	S	Opponent	Score	RPI	S	Opponent	Score	RPI	S	Opponent	Score
13	A	Texas A&M	52 74	33	A	Kansas	60 72	84	N	Hampton	49 42
				46	A	Toledo	41 76				
LAST 12 Division I GAMES:											
187	A	Texas Southern	46 51	321	H	Grambling	78 59	116	A	Rice	42 57
306	H	Alabama A&M	68 59	187	H	Texas Southern	57 64	128	A	Memphis	70 58
325	H	Alabama St.	63 53	259	A	Southern U.	55 60	166	N	Utah St.	66 67
330	A	Ark.-Pine Bluff	50 57	337	A	Alcorn	64 52	187	A	Texas Southern	46 51
265	A	Mississippi Val.	57 65	13	A	Texas A&M	52 74	187	H	Texas Southern	57 64
316	H	Jackson St.	59 53	46	A	Toledo	41 76	227	H	Stephen F. Austin	55 62
								258	N	North Dakota St.	56 61
								259	A	Southern U.	55 60
								265	A	Mississippi Val.	57 65
								293	A	Northwestern St.	63 31
								306	H	Alabama A&M	68 59
								316	H	Jackson St.	59 53
								321	H	Grambling	78 59
								325	H	Alabama St.	63 53
								330	A	Ark.-Pine Bluff	50 57
								337	A	Alcorn	64 52

Non-Div I Games:

Prairie View

Presbyterian

Through Games Of Sunday, February 3, 2013

Average RPI Win:	252	WON-LOST	WINNING	LAST 10	STRENGTH OF	OPP. STRENGTH	TEAM	ADJ.	CONF.	ADJ CONF.
Average RPI Loss:	137	RECORD	PCT. RANK	GAMES	SCHEDULE	OF SCHEDULE	RPI	RPI	RPI	RPI
DIV. I ONLY	11- 9	130	7- 3	255	247	189	189	29	29	
DIV. I NON-CONF.	3- 6	242	1- 1	181	59	181	181	29	29	
TOTALS	RPI 1-25	RPI 26-50	W-L RECORDS	RPI 51-100	RPI 101-150	RPI 150+				
11- 9	0- 2	0- 0	OVERALL	1- 0	0- 4	10- 3				
5- 3	0- 0	0- 0	HOME	0- 0	0- 2	5- 1				
6- 5	0- 2	0- 0	AWAY	1- 0	0- 2	5- 1				
0- 1	0- 0	0- 0	NEUTRAL	0- 0	0- 0	0- 1				
3- 6	0- 2	0- 0	NON-CONFERENCE	0- 0	0- 2	3- 2				
0- 1	0- 0	0- 0	HOME	0- 0	0- 1	0- 0				
3- 4	0- 2	0- 0	AWAY	0- 0	0- 1	3- 1				
0- 1	0- 0	0- 0	NEUTRAL	0- 0	0- 0	0- 1				
8- 3	0- 0	0- 0	CONFERENCE	1- 0	0- 2	7- 1				
5- 2	0- 0	0- 0	HOME	0- 0	0- 1	5- 1				
3- 1	0- 0	0- 0	AWAY	1- 0	0- 1	2- 0				
0- 0	0- 0	0- 0	NEUTRAL	0- 0	0- 0	0- 0				

RPI 1-25				RPI 26-50				RPI 51-100				RPI 101+ Team's RPI: 189			
RPI	S	Opponent	Score	RPI	S	Opponent	Score	RPI	S	Opponent	Score	RPI	S	Opponent	Score
11	A	Duke	45 84					80	A	Liberty	51 49	115	A	North Carolina St.	30 76
16	A	Georgia	38 66									143	H	South Carolina St.	55 60
												150	A	Winthrop	50 78
												150	H	Winthrop	42 77
												152	A	Clemson	49 46
												160	A	UCF	53 49
												175	A	Eastern Ky.	43 61
												198	A	Campbell	68 62
												207	H	Longwood	71 62
												226	H	Radford	31 49
												249	N	Marshall	51 59
												297	H	Coastal Caro.	50 30
												322	H	Gardner-Webb	57 48
												332	H	Charleston So.	58 57
												340	A	UNC Asheville	56 49
												340	H	UNC Asheville	71 40
												342	A	N.C. Central	49 37
LAST 12 Division I GAMES:															
340	H	UNC Asheville	71 40	207	H	Longwood	71 62								
150	H	Winthrop	42 77	198	A	Campbell	68 62								
322	H	Gardner-Webb	57 48	80	A	Liberty	51 49								
150	A	Winthrop	50 78	297	H	Coastal Caro.	50 30								
340	A	UNC Asheville	56 49	160	A	UCF	53 49								
226	H	Radford	31 49	115	A	North Carolina St.	30 76								

Non-Div I Games: Brevard 69 46 Southern Wesleyan 62 50

Presbyterian

Loss, Non-Conf, S Site, H Home A Away N Neutral

Average RPI Win:	173	WON-LOST	WINNING	LAST 10	STRENGTH OF	OPP. STRENGTH	TEAM	ADJ.	CONF.	ADJ CONF.
Average RPI Loss:	26	RECORD	PCT. RANK	GAMES	SCHEDULE	OF SCHEDULE	RPI	RPI	RPI	RPI
DIV. I ONLY	12- 5	65	7- 3	27	112	21	21	19	19	
DIV. I NON-CONF.	9- 5	97	6- 3	8	38	16	16	18	18	
TOTALS	RPI 1-25	RPI 26-50	W-L RECORDS	RPI 51-100	RPI 101-150	RPI 150+				
12- 5	0- 3	2- 2	OVERALL	2- 0	2- 0	6- 0				
7- 0	0- 0	1- 0	HOME	1- 0	2- 0	3- 0				
5- 5	0- 3	1- 2	AWAY	1- 0	0- 0	3- 0				
0- 0	0- 0	0- 0	NEUTRAL	0- 0	0- 0	0- 0				
9- 5	0- 3	2- 2	NON-CONFERENCE	2- 0	2- 0	3- 0				
6- 0	0- 0	1- 0	HOME	1- 0	2- 0	2- 0				
3- 5	0- 3	1- 2	AWAY	1- 0	0- 0	1- 0				
0- 0	0- 0	0- 0	NEUTRAL	0- 0	0- 0	0- 0				
3- 0	0- 0	0- 0	CONFERENCE	0- 0	0- 0	3- 0				
1- 0	0- 0	0- 0	HOME	0- 0	0- 0	1- 0				
2- 0	0- 0	0- 0	AWAY	0- 0	0- 0	2- 0				
0- 0	0- 0	0- 0	NEUTRAL	0- 0	0- 0	0- 0				

RPI 1-25				RPI 26-50				RPI 51-100				RPI 101+			
RPI	S	Opponent	Score	RPI	S	Opponent	Score	RPI	S	Opponent	Score	RPI	S	Opponent	Score
14	A	Villanova	54 61	30	A	DePaul	75 86	79	H	Drexel	74 59	132	H	Hofstra	84 54
15	A	UCLA	52 65	45	A	Saint Joseph's	69 59	92	A	Illinois St.	67 50	137	H	Navy	70 50
24	A	Delaware	58 59	48	H	Rutgers	71 55					197	A	UC Riverside	72 68
				49	A	Marist	45 56					202	H	Penn	77 47
												217	H	Rider	88 42
												271	A	Cornell	77 46
												310	H	UMBC	93 46
												343	A	Columbia	87 41
LAST 12 Division I GAMES:															
343	A	Columbia	87 41	92	A	Illinois St.	67 50	14	A	Villanova	54 61				
271	A	Cornell	77 46					24	A	Delaware	58 59				
202	H	Penn	77 47					132	H	Hofstra	84 54				
137	H	Navy	70 50					310	H	UMBC	93 46				
79	H	Drexel	74 59					48	H	Rutgers	71 55				
30	A	DePaul	75 86												

Non-Div I Games:

Princeton

Average RPI Win:	203	WON-LOST	WINNING	LAST 10	STRENGTH OF	OPP. STRENGTH	TEAM	ADJ.	CONF.	ADJ CONF.
Average RPI Loss:	65	RECORD	PCT. RANK	GAMES	SCHEDULE	OF SCHEDULE	RPI	RPI	RPI	RPI
DIV. I ONLY	6- 15	287	3- 7	37	53	183	183	3	3	
DIV. I NON-CONF.	5- 8	221	3- 1	143	140	221	221	3	3	
TOTALS	RPI 1-25	RPI 26-50	W-L RECORDS	RPI 51-100	RPI 101-150	RPI 150+				
6- 15	1- 3	0- 4	OVERALL	0- 5	0- 2	5- 1				
4- 6	1- 1	0- 1	HOME	0- 2	0- 2	3- 0				
0- 8	0- 2	0- 3	AWAY	0- 3	0- 0	0- 0				
2- 1	0- 0	0- 0	NEUTRAL	0- 0	0- 0	2- 1				
5- 8	0- 1	0- 0	NON-CONFERENCE	0- 4	0- 2	5- 1				
3- 3	0- 0	0- 0	HOME	0- 1	0- 2	3- 0				
0- 4	0- 1	0- 0	AWAY	0- 3	0- 0	0- 0				
2- 1	0- 0	0- 0	NEUTRAL	0- 0	0- 0	2- 1				
1- 7	1- 2	0- 4	CONFERENCE	0- 1	0- 0	0- 0				
1- 3	1- 1	0- 1	HOME	0- 1	0- 0	0- 0				
0- 4	0- 1	0- 3	AWAY	0- 0	0- 0	0- 0				
0- 0	0- 0	0- 0	NEUTRAL	0- 0	0- 0	0- 0				

RPI S	Opponent	Score	RPI S	Opponent	Score	RPI S	Opponent	Score	RPI S	Opponent	Score	Team's RPI: 183
4	A Notre Dame	44 89	30	A DePaul	67 79	55	A Virginia	42 61	114	H Arizona St.	58 67	
14	H Villanova	65 60	36	A Syracuse	59 75	57	H St. John's (NY)	51 65	140	H Akron	78 81	
23	H Louisville	62 70	38	H Georgetown	64 79	79	H Drexel	50 60	152	N Clemson	47 62	
24	A Delaware	46 64	48	A Rutgers	61 87	85	A Hartford	39 66	177	H Iona	70 58	
						95	A Harvard	59 73	208	N Lafayette	66 54	
									242	N Colorado St.	71 53	
									286	H Vermont	92 76	
									290	H Rhode Island	78 52	
LAST 12 Division I GAMES:												
36	A Syracuse	59 75	23	H Louisville	62 70							
57	H St. John's (NY)	51 65	38	H Georgetown	64 79							
4	A Notre Dame	44 89	208	N Lafayette	66 54							
14	H Villanova	65 60	242	N Colorado St.	71 53							
30	A DePaul	67 79	290	H Rhode Island	78 52							
48	A Rutgers	61 87	152	N Clemson	47 62							

Non-Div I Games:

Providence

■ Loss,
■ Non-Conf,
■ S Site,
■ H Home
■ A Away
N Neutral

Average RPI Win: 126	WON-LOST	WINNING	LAST 10	STRENGTH OF	OPP. STRENGTH	TEAM	ADJ.	CONF.	ADJ CONF.
Average RPI Loss: 12	RECORD	PCT. RANK	GAMES	SCHEDULE	OF SCHEDULE	RPI	RPI	RPI	RPI
DIV. I ONLY	18- 3	15	8- 2	30	17	9	9	2	2
DIV. I NON-CONF.	11- 2	23	3- 1	49	17	14	14	2	2
TOTALS	RPI 1-25	RPI 26-50	W-L RECORDS	RPI 51-100	RPI 101-150	RPI 150+			
18- 3	0- 2	3- 1	OVERALL	7- 0	2- 0	6- 0			
9- 0	0- 0	0- 0	HOME	6- 0	1- 0	2- 0			
7- 2	0- 1	2- 1	AWAY	1- 0	1- 0	3- 0			
2- 1	0- 1	1- 0	NEUTRAL	0- 0	0- 0	1- 0			
11- 2	0- 2	1- 0	NON-CONFERENCE	3- 0	2- 0	5- 0			
5- 0	0- 0	0- 0	HOME	3- 0	1- 0	1- 0			
4- 1	0- 1	0- 0	AWAY	0- 0	1- 0	3- 0			
2- 1	0- 1	1- 0	NEUTRAL	0- 0	0- 0	1- 0			
7- 1	0- 0	2- 1	CONFERENCE	4- 0	0- 0	1- 0			
4- 0	0- 0	0- 0	HOME	3- 0	0- 0	1- 0			
3- 1	0- 0	2- 1	AWAY	1- 0	0- 0	0- 0			
0- 0	0- 0	0- 0	NEUTRAL	0- 0	0- 0	0- 0			

RPI	S	Opponent	Score	RPI	S	Opponent	Score	RPI	S	Opponent	Score	RPI	S	Opponent	Score
2	N	Connecticut	57 91	26	A	Nebraska	69 66	54	H	Central Mich.	87 71	142	H	IUPUI	78 53
4	A	Notre Dame	47 74	31	A	Iowa	46 62	57	A	Illinois	67 66	149	A	UT Martin	68 60
				35	A	Michigan St.	67 62	63	H	Minnesota	75 67	153	N	Wake Forest	67 53
				49	N	Marist	71 50	69	H	Georgia Tech	85 73	184	H	Indiana	59 42
								77	H	Ohio St.	82 75	205	A	SIU Edwardsville	66 51
								86	H	Bowling Green	59 45	263	A	Oakland	77 46
								90	H	Northwestern	77 73	278	H	USC Upstate	82 47
												280	A	IPFW	69 54
LAST 12 Division I GAMES:															
184	H	Indiana	59 42	26	A	Nebraska	69 66	57	A	Illinois	67 66	4	A	Notre Dame	47 74
35	A	Michigan St.	67 62	57	A	Illinois	67 66	142	H	IUPUI	78 53	263	A	Oakland	77 46
90	H	Northwestern	77 73	4	A	Notre Dame	47 74	149	A	UT Martin	68 60				
31	A	Iowa	46 62												
63	H	Minnesota	75 67												
77	H	Ohio St.	82 75												

Non-Div I Games:

Purdue

■ Loss,
 ■ Non-Conf, S Site,
 ■ Home
 ■ Away
 N Neutral

Quinnipiac

Through Games Of Sunday, February 3, 2013

Average RPI Win:	213	WON-LOST	WINNING	LAST 10	STRENGTH OF	OPP. STRENGTH	TEAM	ADJ.	CONF.	ADJ CONF.
Average RPI Loss:	77	RECORD	PCT. RANK	GAMES	SCHEDULE	OF SCHEDULE	RPI	RPI	RPI	RPI
DIV. I ONLY	18- 2	9	10- 0	292	149	64	64	25	25	
DIV. I NON-CONF.	9- 2	34	2- 1	241	47	63	63	23	23	
TOTALS	RPI 1-25	RPI 26-50	W-L RECORDS	RPI 51-100	RPI 101-150	RPI 150+				
18- 2	0- 0	0- 0	OVERALL	2- 2	3- 0	13- 0				
8- 0	0- 0	0- 0	HOME	1- 0	1- 0	6- 0				
7- 1	0- 0	0- 0	AWAY	1- 0	1- 0	5- 0				
3- 1	0- 0	0- 0	NEUTRAL	0- 1	1- 0	2- 0				
9- 2	0- 0	0- 0	NON-CONFERENCE	2- 2	1- 0	6- 0				
3- 0	0- 0	0- 0	HOME	1- 0	0- 0	2- 0				
3- 1	0- 0	0- 0	AWAY	1- 1	0- 0	2- 0				
3- 1	0- 0	0- 0	NEUTRAL	0- 1	1- 0	2- 0				
9- 0	0- 0	0- 0	CONFERENCE	0- 0	2- 0	7- 0				
5- 0	0- 0	0- 0	HOME	0- 0	1- 0	4- 0				
4- 0	0- 0	0- 0	AWAY	0- 0	1- 0	3- 0				
0- 0	0- 0	0- 0	NEUTRAL	0- 0	0- 0	0- 0				

RPI 1-25			RPI 26-50			RPI 51-100			Team's RPI: 64	RPI 101+		
RPI	S	Opponent	Score	RPI	S	Opponent	Score	RPI	S	Opponent	Score	
						57	H St. John's (NY)	75	72	108	A Saint Francis (PA)	85 69
						69	N Georgia Tech	57	74	123	N Northeastern	83 72
						85	A Hartford	61	67	124	H Sacred Heart	74 45
						91	A James Madison	65	60	174	H Holy Cross	61 49
										209	A Yale	89 62
										211	H Central Conn. St.	82 73
										217	N Rider	72 57
										234	H Fairleigh Dickinson	66 39
										252	N New Hampshire	60 53
										256	A Robert Morris	61 52
										264	H St. Francis Brooklyn	73 52
										284	A Massachusetts	81 72
										290	H Rhode Island	76 60
										296	A Bryant	85 62
										319	A Wagner	74 56
										326	H LIU Brooklyn	67 60
LAST 12 Division I GAMES:												
319	A	Wagner	74 56	124	H	Sacred Heart	74 45					
211	H	Central Conn. St.	82 73	264	H	St. Francis Brooklyn	73 52					
234	H	Fairleigh Dickinson	66 39	326	H	LIU Brooklyn	67 60					
108	A	Saint Francis (PA)	85 69	123	N	Northeastern	83 72					
256	A	Robert Morris	61 52	69	N	Georgia Tech	57 74					
296	A	Bryant	85 62	57	H	St. John's (NY)	75 72					

Non-Div I Games:

Quinnipiac

Loss, Non-Conf, S Site, H Home A Away N Neutral

Average RPI Win:	292	WON-LOST	WINNING	LAST 10	STRENGTH OF	OPP. STRENGTH	TEAM	ADJ.	CONF.	ADJ CONF.
Average RPI Loss:	155	RECORD	PCT. RANK	GAMES	SCHEDULE	OF SCHEDULE	RPI	RPI	RPI	RPI
DIV. I ONLY	11- 8	124	7- 3	333	245	226	226	29	29	
DIV. I NON-CONF.	4- 4	159	1- 1	333	96	235	235	29	29	
TOTALS	RPI 1-25	RPI 26-50	W-L RECORDS	RPI 51-100	RPI 101-150	RPI 150+				
11- 8	0- 1	0- 1	OVERALL	0- 1	1- 0	10- 5				
5- 2	0- 0	0- 0	HOME	0- 1	0- 0	5- 1				
5- 6	0- 1	0- 1	AWAY	0- 0	1- 0	4- 4				
1- 0	0- 0	0- 0	NEUTRAL	0- 0	0- 0	1- 0				
4- 4	0- 1	0- 1	NON-CONFERENCE	0- 0	0- 0	4- 2				
2- 0	0- 0	0- 0	HOME	0- 0	0- 0	2- 0				
1- 4	0- 1	0- 1	AWAY	0- 0	0- 0	1- 2				
1- 0	0- 0	0- 0	NEUTRAL	0- 0	0- 0	1- 0				
7- 4	0- 0	0- 0	CONFERENCE	0- 1	1- 0	6- 3				
3- 2	0- 0	0- 0	HOME	0- 1	0- 0	3- 1				
4- 2	0- 0	0- 0	AWAY	0- 0	1- 0	3- 2				
0- 0	0- 0	0- 0	NEUTRAL	0- 0	0- 0	0- 0				

RPI	S	Opponent	Score	RPI	S	Opponent	Score	RPI	S	Opponent	Score	RPI	S	Opponent	Score	Team's RPI: 226
17	A	North Carolina	44 64	42	A	Miami (FL)	58 75	80	H	Liberty	65 67	135	A	High Point	64 55	
												152	A	Clemson	55 74	
												189	A	Presbyterian	49 31	
												198	A	Campbell	77 83	
												207	H	Longwood	49 57	
												249	A	Marshall	63 65	
												295	H	William & Mary	72 55	
												297	A	Coastal Caro.	51 52	
												297	H	Coastal Caro.	68 50	
												301	N	Southern Ill.	85 62	
												322	A	Gardner-Webb	72 69	
												329	A	UNC Greensboro	76 64	
												332	A	Charleston So.	64 57	
												332	H	Charleston So.	71 60	
												338	H	Norfolk St.	73 50	
												340	H	UNC Asheville	66 54	
LAST 12 Division I GAMES:																
297	A	Coastal Caro.	51 52	189	A	Presbyterian	49 31									
332	A	Charleston So.	64 57	322	A	Gardner-Webb	72 69									
135	A	High Point	64 55	340	H	UNC Asheville	66 54									
198	A	Campbell	77 83	207	H	Longwood	49 57									
332	H	Charleston So.	71 60	152	A	Clemson	55 74									
297	H	Coastal Caro.	68 50	338	H	Norfolk St.	73 50									

Non-Div I Games: Bluefield Col. 70 40

Radford

■ Loss,
 ■ Non-Conf,
 ■ S Site,
 ■ Home
 ■ A Away
 N Neutral

Rhode Island

Through Games Of Sunday, February 3, 2013

Average RPI Win:	310	WON-LOST	WINNING	LAST 10	STRENGTH OF	OPP. STRENGTH	TEAM	ADJ.	CONF.	ADJ CONF.
Average RPI Loss:	133	RECORD	PCT. RANK	GAMES	SCHEDULE	OF SCHEDULE	RPI	RPI	RPI	RPI
DIV. I ONLY	4- 16	314	0- 10	121	231	290	290	8	8	
DIV. I NON-CONF.	4- 10	269	1- 4	186	319	286	286	8	8	
TOTALS	RPI 1-25	RPI 26-50	W-L RECORDS	RPI 51-100	RPI 101-150	RPI 150+				
4- 16	0- 2	0- 1	OVERALL	0- 5	0- 1	4- 7				
2- 8	0- 2	0- 1	HOME	0- 3	0- 0	2- 2				
0- 7	0- 0	0- 0	AWAY	0- 1	0- 1	0- 5				
2- 1	0- 0	0- 0	NEUTRAL	0- 1	0- 0	2- 0				
4- 10	0- 1	0- 0	NON-CONFERENCE	0- 4	0- 1	4- 4				
2- 5	0- 1	0- 0	HOME	0- 2	0- 0	2- 2				
0- 4	0- 0	0- 0	AWAY	0- 1	0- 1	0- 2				
2- 1	0- 0	0- 0	NEUTRAL	0- 1	0- 0	2- 0				
0- 6	0- 1	0- 1	CONFERENCE	0- 1	0- 0	0- 3				
0- 3	0- 1	0- 1	HOME	0- 1	0- 0	0- 0				
0- 3	0- 0	0- 0	AWAY	0- 0	0- 0	0- 3				
0- 0	0- 0	0- 0	NEUTRAL	0- 0	0- 0	0- 0				

RPI	S	Opponent	Score	RPI	S	Opponent	Score	RPI	S	Opponent	Score	RPI	S	Opponent	Score	Team's RPI: 290
20	H	Dayton	48 74	45	H	Saint Joseph's	51 78	61	H	Boston U.	29 54	123	A	Northeastern	53 94	
24	H	Delaware	40 57					64	A	Quinnipiac	60 76	179	A	La Salle	46 72	
								73	H	Charlotte	42 53	181	A	George Washington	43 57	
								79	N	Drexel	43 55	183	A	Providence	52 78	
								95	H	Harvard	56 63	200	A	St. Bonaventure	28 48	
												211	H	Central Conn. St.	49 57	
												266	H	Siena	47 39	
												289	A	NJIT	44 48	
												294	H	Brown	51 55	
												296	H	Bryant	65 50	
												334	N	Maine	51 38	
												344	N	Houston Baptist	59 36	
LAST 12 Division I GAMES:																
45	H	Saint Joseph's	51 78	95	H	Harvard	56 63	123	A	Northeastern	53 94	289	A	NJIT	44 48	
181	A	George Washington	43 57	183	A	Providence	52 78	334	N	Maine	51 38	24	H	Delaware	40 57	
200	A	St. Bonaventure	28 48													
20	H	Dayton	48 74													
73	H	Charlotte	42 53													
179	A	La Salle	46 72													

Non-Div I Games: Rhode Island Col. 89 60

Rhode Island

■ Loss,
 ■ Non-Conf,
 ■ S Site,
 ■ H Home
 ■ A Away
 N Neutral

Average RPI Win:	228	WON-LOST	WINNING	LAST 10	STRENGTH OF	OPP. STRENGTH	TEAM	ADJ.	CONF.	ADJ CONF.
Average RPI Loss:	87	RECORD	PCT. RANK	GAMES	SCHEDULE	OF SCHEDULE	RPI	RPI	RPI	RPI
DIV. I ONLY	10- 11	174	3- 7	40	182	116	116	9	9	
DIV. I NON-CONF.	8- 5	114	3- 1	94	185	91	91	10	10	
TOTALS	RPI 1-25	RPI 26-50	W-L RECORDS	RPI 51-100	RPI 101-150	RPI 150+				
10- 11	0- 3	0- 0	OVERALL	0- 4	2- 2	8- 2				
9- 3	0- 1	0- 0	HOME	0- 2	2- 0	7- 0				
1- 8	0- 2	0- 0	AWAY	0- 2	0- 2	1- 2				
0- 0	0- 0	0- 0	NEUTRAL	0- 0	0- 0	0- 0				
8- 5	0- 3	0- 0	NON-CONFERENCE	0- 1	2- 0	6- 1				
7- 1	0- 1	0- 0	HOME	0- 0	2- 0	5- 0				
1- 4	0- 2	0- 0	AWAY	0- 1	0- 0	1- 1				
0- 0	0- 0	0- 0	NEUTRAL	0- 0	0- 0	0- 0				
2- 6	0- 0	0- 0	CONFERENCE	0- 3	0- 2	2- 1				
2- 2	0- 0	0- 0	HOME	0- 2	0- 0	2- 0				
0- 4	0- 0	0- 0	AWAY	0- 1	0- 2	0- 1				
0- 0	0- 0	0- 0	NEUTRAL	0- 0	0- 0	0- 0				

RPI 1-25				RPI 26-50				RPI 51-100				RPI 101+ Team's RPI: 116			
RPI	S	Opponent	Score	RPI	S	Opponent	Score	RPI	S	Opponent	Score	RPI	S	Opponent	Score
1	H	Baylor	49 89					56	A	SMU	51 73	101	A	East Carolina	41 60
6	A	Tennessee	48 101					71	H	UTEP	48 49	128	A	Memphis	60 64
13	A	Texas A&M	57 80					99	H	Tulane	65 69	131	H	Lamar	62 56
								100	A	UALR	48 76	147	H	McNeese St.	60 51
												161	H	UAB	61 53
												185	A	Southern Miss.	57 76
												194	A	Tennessee Tech	65 78
												196	H	Tulsa	56 53
												227	H	Stephen F. Austin	60 41
												244	H	Prairie View	57 42
												246	H	UTSA	43 41
												276	A	Texas St.	73 61
												315	H	Tex.-Pan American	75 54
												339	H	Chicago St.	68 42
LAST 12 Division I GAMES:															
161	H	UAB	61 53	196	H	Tulsa	56 53								
128	A	Memphis	60 64	101	A	East Carolina	41 60								
185	A	Southern Miss.	57 76	13	A	Texas A&M	57 80								
71	H	UTEP	48 49	131	H	Lamar	62 56								
56	A	SMU	51 73	315	H	Tex.-Pan American	75 54								
99	H	Tulane	65 69	246	H	UTSA	43 41								

Non-Div I Games:

Rice

■ Loss,
■ Non-Conf, S Site,
■ Home
■ Away
N Neutral

Average RPI Win:	174	WON-LOST	WINNING	LAST 10	STRENGTH OF	OPP. STRENGTH	TEAM	ADJ.	CONF.	ADJ CONF.
Average RPI Loss:	82	RECORD	PCT. RANK	GAMES	SCHEDULE	OF SCHEDULE	RPI	RPI	RPI	RPI
DIV. I ONLY	12- 11	163	5- 5	67	86	102	102	8	8	
DIV. I NON-CONF.	9- 6	124	2- 2	63	89	74	74	8	8	
TOTALS	RPI 1-25	RPI 26-50	W-L RECORDS	RPI 51-100	RPI 101-150	RPI 150+				
12- 11	0- 2	0- 2	OVERALL	3- 4	2- 1	7- 2				
7- 4	0- 1	0- 1	HOME	0- 1	2- 0	5- 1				
3- 6	0- 0	0- 1	AWAY	1- 3	0- 1	2- 1				
2- 1	0- 1	0- 0	NEUTRAL	2- 0	0- 0	0- 0				
9- 6	0- 1	0- 1	NON-CONFERENCE	3- 3	2- 0	4- 1				
4- 2	0- 0	0- 1	HOME	0- 1	2- 0	2- 0				
3- 3	0- 0	0- 0	AWAY	1- 2	0- 0	2- 1				
2- 1	0- 1	0- 0	NEUTRAL	2- 0	0- 0	0- 0				
3- 5	0- 1	0- 1	CONFERENCE	0- 1	0- 1	3- 1				
3- 2	0- 1	0- 0	HOME	0- 0	0- 0	3- 1				
0- 3	0- 0	0- 1	AWAY	0- 1	0- 1	0- 0				
0- 0	0- 0	0- 0	NEUTRAL	0- 0	0- 0	0- 0				

RPI 1-25				RPI 26-50				RPI 51-100				RPI 101+ Team's RPI: 102			
RPI	S	Opponent	Score	RPI	S	Opponent	Score	RPI	S	Opponent	Score	RPI	S	Opponent	Score
19	N	Green Bay	48 79	42	H	Miami (FL)	63 69	61	A	Boston U.	61 70	107	A	Temple	48 61
20	H	Dayton	64 72	45	A	Saint Joseph's	62 82	63	N	Minnesota	58 46	130	H	Virginia Tech	65 51
								66	H	FGCU	62 70	137	H	Navy	65 59
								68	N	Wichita St.	49 46	154	H	N.C. A&T	76 63
								81	A	Fordham	40 47	168	H	Saint Louis	49 52
								85	A	Hartford	54 59	179	H	La Salle	67 62
								91	A	James Madison	70 66	200	H	St. Bonaventure	51 46
												203	A	Col. of Charleston	74 82
												207	H	Longwood	71 61
												231	H	Xavier	73 63
												300	A	UNC Wilmington	53 42
												329	A	UNC Greensboro	104 69
LAST 12 Division I GAMES:															
20	H	Dayton	64 72	45	A	Saint Joseph's	62 82	179	H	La Salle	67 62	137	H	Navy	65 59
107	A	Temple	48 61	300	A	UNC Wilmington	53 42	203	A	Col. of Charleston	74 82	66	H	FGCU	62 70
231	H	Xavier	73 63	81	A	Fordham	40 47								
168	H	Saint Louis	49 52	200	H	St. Bonaventure	51 46								

Non-Div I Games:

Richmond

■ Loss,
 ■ Non-Conf, S Site,
 ■ Home
 ■ Away
 N Neutral

Average RPI Win: 244	WON-LOST	WINNING	LAST 10	STRENGTH OF	OPP. STRENGTH	TEAM	ADJ.	CONF.	ADJ CONF.
Average RPI Loss: 191	RECORD	PCT. RANK	GAMES	SCHEDULE	OF SCHEDULE	RPI	RPI	RPI	RPI
DIV. I ONLY	10- 11	174	5- 5	221	313	217	217	26	26
DIV. I NON-CONF.	5- 6	187	0- 2	122	324	166	166	22	22
TOTALS	RPI 1-25	RPI 26-50	W-L RECORDS	RPI 51-100	RPI 101-150	RPI 150+			
10- 11	0- 1	0- 1	OVERALL	0- 1	0- 0	10- 8			
3- 6	0- 0	0- 1	HOME	0- 0	0- 0	3- 5			
7- 4	0- 1	0- 0	AWAY	0- 0	0- 0	7- 3			
0- 1	0- 0	0- 0	NEUTRAL	0- 1	0- 0	0- 0			
5- 6	0- 1	0- 0	NON-CONFERENCE	0- 1	0- 0	5- 4			
1- 3	0- 0	0- 0	HOME	0- 0	0- 0	1- 3			
4- 2	0- 1	0- 0	AWAY	0- 0	0- 0	4- 1			
0- 1	0- 0	0- 0	NEUTRAL	0- 1	0- 0	0- 0			
5- 5	0- 0	0- 1	CONFERENCE	0- 0	0- 0	5- 4			
2- 3	0- 0	0- 1	HOME	0- 0	0- 0	2- 2			
3- 2	0- 0	0- 0	AWAY	0- 0	0- 0	3- 2			
0- 0	0- 0	0- 0	NEUTRAL	0- 0	0- 0	0- 0			

RPI 1-25				RPI 26-50				RPI 51-100				RPI 101+ Team's RPI: 217			
RPI	S	Opponent	Score	RPI	S	Opponent	Score	RPI	S	Opponent	Score	RPI	S	Opponent	Score
21	A	Princeton	42 88	49	H	Marist	47 62	64	N	Quinnipiac	57 72	159	A	Fairfield	69 57
												195	A	Pittsburgh	65 48
												199	H	Army	66 60
												204	A	Stony Brook	62 50
												208	A	Lafayette	68 64
												211	A	Central Conn. St.	61 62
												214	A	Loyola Maryland	81 74
												238	H	Mt. St. Mary's	67 70
												240	A	Niagara	58 62
												240	H	Niagara	59 64
												245	A	Canisius	68 75
												245	H	Canisius	50 51
												264	H	St. Francis Brooklyn	55 58
												289	H	NJIT	51 53
												294	A	Brown	57 47
												318	A	Manhattan	48 41
												318	H	Manhattan	60 57
												333	H	Saint Peter's	74 51
LAST 12 Division I GAMES:															
240	H	Niagara	59 64	214	A	Loyola Maryland	81 74								
318	H	Manhattan	60 57	245	H	Canisius	50 51								
159	A	Fairfield	69 57	318	A	Manhattan	48 41								
333	H	Saint Peter's	74 51	49	H	Marist	47 62								
245	A	Canisius	68 75	264	H	St. Francis Brooklyn	55 58								
240	A	Niagara	58 62	211	A	Central Conn. St.	61 62								

Non-Div I Games:

Rider

■ Loss,
 ■ Non-Conf,
 ■ S Site,
 ■ H Home
 ■ A Away
 N Neutral

Average RPI Win: 280	WON-LOST	WINNING	LAST 10	STRENGTH OF	OPP. STRENGTH	TEAM	ADJ.	CONF.	ADJ CONF.
Average RPI Loss: 140	RECORD	PCT. RANK	GAMES	SCHEDULE	OF SCHEDULE	RPI	RPI	RPI	RPI
DIV. I ONLY	5- 15	303	5- 5	125	227	256	256	25	25
DIV. I NON-CONF.	1- 10	324	1- 2	123	151	273	273	23	23
<hr/>									
TOTALS	RPI 1-25	RPI 26-50	W-L RECORDS	RPI 51-100	RPI 101-150	RPI 150+			
5- 15	0- 0	0- 3	OVERALL	0- 3	0- 3	5- 6			
3- 5	0- 0	0- 1	HOME	0- 1	0- 1	3- 2			
2- 10	0- 0	0- 0	AWAY	0- 0	0- 0	2- 1			
0- 0	0- 0	0- 0	NEUTRAL	0- 0	0- 0	0- 0			
1- 10	0- 0	0- 3	NON-CONFERENCE	0- 2	0- 1	1- 4			
0- 3	0- 0	0- 1	HOME	0- 0	0- 0	0- 2			
1- 7	0- 0	0- 2	AWAY	0- 2	0- 1	1- 2			
0- 0	0- 0	0- 0	NEUTRAL	0- 0	0- 0	0- 0			
4- 5	0- 0	0- 0	CONFERENCE	0- 1	0- 2	4- 2			
3- 2	0- 0	0- 0	HOME	0- 1	0- 1	3- 0			
1- 3	0- 0	0- 0	AWAY	0- 0	0- 1	1- 2			
0- 0	0- 0	0- 0	NEUTRAL	0- 0	0- 0	0- 0			

RPI 1-25			RPI 26-50			RPI 51-100			RPI 101+ Team's RPI: 256		
RPI	S	Opponent	Score	RPI	S	Opponent	Score	RPI	S	Opponent	Score
				31	A	Iowa	44 58	54	A	Central Mich.	56 96
				32	H	Duquesne	47 61	63	A	Minnesota	60 82
				35	A	Michigan St.	35 68	64	H	Quinnipiac	52 61
<hr/>											
LAST 12 Division I GAMES:											
				326	A	LIU Brooklyn	47 41	228	A	Monmouth	47 58
				108	A	Saint Francis (PA)	63 72	296	H	Bryant	71 69
				238	H	Mt. St. Mary's	61 59	211	H	Central Conn. St.	65 48
				124	H	Sacred Heart	66 70	331	A	Kent St.	60 51
				64	H	Quinnipiac	52 61	282	A	Coppin St.	52 59
				234	A	Fairleigh Dickinson	68 80	54	A	Central Mich.	56 96

Non-Div I Games:

Robert Morris

 Loss,
 Non-Conf,
 S Site,
 H Home
 A Away
N Neutral

REGULAR SEASON				THROUGH GAMES OF SUNDAY, FEBRUARY 5, 2010						
Average RPI Win:	143	WON-LOST	WINNING	LAST 10	STRENGTH OF	OPP. STRENGTH	TEAM	ADJ.	CONF.	ADJ CONF.
Average RPI Loss:	57	RECORD	PCT. RANK	GAMES	SCHEDULE	OF SCHEDULE	RPI	RPI	RPI	RPI
DIV. I ONLY	13- 8	99	5- 5	59	16	48	48	3	3	
DIV. I NON-CONF.	9- 4	75	3- 1	95	37	46	46	3	3	

TOTALS	RPI 1-25		RPI 26-50		W-L RECORDS		RPI 51-100		RPI 101-150	RPI 150+
13- 8	1- 5		2- 0		OVERALL		2- 2		1- 0	7- 1
10- 1	1- 0		2- 0		HOME		1- 1		0- 0	6- 0
2- 7	0- 0		0- 0		AWAY		1- 0		1- 0	0- 0
1- 0	0- 0		0- 0		NEUTRAL		0- 0		0- 0	1- 0
9- 4	0- 3		1- 0		NON-CONFERENCE		1- 1		1- 0	6- 0
7- 0	0- 0		1- 0		HOME		1- 0		0- 0	5- 0
1- 4	0- 3		0- 0		AWAY		0- 1		1- 0	0- 0
1- 0	0- 0		0- 0		NEUTRAL		0- 0		0- 0	1- 0
4- 4	1- 2		1- 0		CONFERENCE		1- 1		0- 0	1- 1
3- 1	1- 0		1- 0		HOME		0- 1		0- 0	1- 0
1- 3	0- 2		0- 0		AWAY		1- 0		0- 0	0- 1
0- 0	0- 0		0- 0		NEUTRAL		0- 0		0- 0	0- 0

RPI	S	Opponent	Score	RPI	S	Opponent	Score	Team's RPI: 48	RPI	S	Opponent	Score	RPI	S	Opponent	Score
4	A	Notre Dame	46 71	38	H	Georgetown	55 47		57	H	St. John's (NY)	44 48	107	A	Temple	66 50
6	A	Tennessee	47 66	42	H	Miami (FL)	42 34		60	A	Marquette	72 54	164	N	Louisiana Tech	73 46
14	H	Villanova	58 50						96	H	Davidson	55 49	179	H	La Salle	54 50
16	A	Georgia	51 57						98	A	Boston College	56 58	181	H	George Washington	56 52
21	A	Princeton	55 71										183	H	Providence	87 61
23	A	Louisville	57 66										204	H	Stony Brook	72 44
LAST 12 Division I GAMES:																
				14	H	Villanova	58 50		23	A	Louisville	57 66				
				60	A	Marquette	72 54		57	H	St. John's (NY)	44 48				
				233	A	Seton Hall	42 45		179	H	La Salle	54 50				
				38	H	Georgetown	55 47		6	A	Tennessee	47 66				
				183	H	Providence	87 61		204	H	Stony Brook	72 44				
				4	A	Notre Dame	46 71		42	H	Miami (FL)	42 34				

Non-Div I Games:

Rutgers

 Loss,
 Non-Conf,
 S Site,
 H Home
 A Away
N Neutral

Average RPI Win:	236	WON-LOST	WINNING	LAST 10	STRENGTH OF	OPP. STRENGTH	TEAM	ADJ.	CONF.	ADJ CONF.
Average RPI Loss:	171	RECORD	PCT. RANK	GAMES	SCHEDULE	OF SCHEDULE	RPI	RPI	RPI	RPI
DIV. I ONLY	11- 11	164	5- 5	220	230	205	205	27	27	
DIV. I NON-CONF.	6- 6	159	0- 2	179	181	178	178	27	27	
TOTALS	RPI 1-25	RPI 26-50	W-L RECORDS	RPI 51-100	RPI 101-150	RPI 150+				
11- 11	0- 1	0- 1	OVERALL	0- 1	2- 1	9- 7				
6- 4	0- 1	0- 0	HOME	0- 0	2- 1	4- 2				
3- 7	0- 0	0- 1	AWAY	0- 1	0- 0	3- 5				
2- 0	0- 0	0- 0	NEUTRAL	0- 0	0- 0	2- 0				
6- 6	0- 1	0- 1	NON-CONFERENCE	0- 1	1- 0	5- 3				
3- 2	0- 1	0- 0	HOME	0- 0	1- 0	2- 1				
1- 4	0- 0	0- 1	AWAY	0- 1	0- 0	1- 2				
2- 0	0- 0	0- 0	NEUTRAL	0- 0	0- 0	2- 0				
5- 5	0- 0	0- 0	CONFERENCE	0- 0	1- 1	4- 4				
3- 2	0- 0	0- 0	HOME	0- 0	1- 1	2- 1				
2- 3	0- 0	0- 0	AWAY	0- 0	0- 0	2- 3				
0- 0	0- 0	0- 0	NEUTRAL	0- 0	0- 0	2- 0				

RPI 1-25				RPI 26-50				RPI 51-100				RPI 101+ Team's RPI: 205			
RPI	S	Opponent	Score	RPI	S	Opponent	Score	RPI	S	Opponent	Score	RPI	S	Opponent	Score
9	H	Purdue	51 66	46	A	Toledo	43 59	56	A	SMU	46 64	133	H	Eastern Ill.	65 70
												146	H	Sacramento St.	75 57
												149	H	UT Martin	67 66
												152	N	Clemson	49 43
												175	A	Eastern Ky.	73 69
												184	A	Indiana	56 72
												186	A	Belmont	52 66
												192	A	Murray St.	68 81
												194	H	Tennessee Tech	56 66
												251	H	Western Ill.	68 58
												259	N	Southern U.	55 53
												262	H	Southeast Mo. St.	78 65
												280	A	IPFW	74 67
												280	H	IPFW	61 54
												285	A	Ill.-Chicago	61 68
												292	A	Morehead St.	72 75
												301	H	Southern Ill.	63 68
												303	A	Austin Peay	54 49
												341	H	Jacksonville St.	80 58
LAST 12 Division I GAMES:															
133	H	Eastern Ill.	65 70	194	H	Tennessee Tech	56 66								
262	H	Southeast Mo. St.	78 65	292	A	Morehead St.	72 75								
149	H	UT Martin	67 66	175	A	Eastern Ky.	73 69								
303	A	Austin Peay	54 49	186	A	Belmont	52 66								
192	A	Murray St.	68 81	301	H	Southern Ill.	63 68								
341	H	Jacksonville St.	80 58	184	A	Indiana	56 72								

Non-Div I Games:

SIU Edwardsville

■ Loss,
 ■ Non-Conf,
 ■ S Site,
 ■ H Home
 ■ A Away
 N Neutral

SMU

S
M
U

SMU

Page 239

Average RPI Win:	217	WON-LOST	WINNING	LAST 10	STRENGTH OF	OPP. STRENGTH	TEAM	ADJ.	CONF.	ADJ CONF.
Average RPI Loss:	177	RECORD	PCT. RANK	GAMES	SCHEDULE	OF SCHEDULE	RPI	RPI	RPI	RPI
DIV. I ONLY	12- 8	111	7- 3	262	241	146	146	15	15	
DIV. I NON-CONF.	5- 4	141	1- 0	287	282	175	175	14	14	
TOTALS	RPI 1-25	RPI 26-50	W-L RECORDS	RPI 51-100	RPI 101-150	RPI 150+				
12- 8	0- 0	0- 0	OVERALL	1- 1	1- 1	10- 6				
8- 1	0- 0	0- 0	HOME	1- 0	0- 0	7- 1				
4- 7	0- 0	0- 0	AWAY	0- 1	1- 1	3- 5				
0- 0	0- 0	0- 0	NEUTRAL	0- 0	0- 0	0- 0				
5- 4	0- 0	0- 0	NON-CONFERENCE	0- 0	0- 1	5- 3				
3- 0	0- 0	0- 0	HOME	0- 0	0- 0	3- 0				
2- 4	0- 0	0- 0	AWAY	0- 0	0- 1	2- 3				
0- 0	0- 0	0- 0	NEUTRAL	0- 0	0- 0	0- 0				
7- 4	0- 0	0- 0	CONFERENCE	1- 1	1- 0	5- 3				
5- 1	0- 0	0- 0	HOME	1- 0	0- 0	4- 1				
2- 3	0- 0	0- 0	AWAY	0- 1	1- 0	1- 2				
0- 0	0- 0	0- 0	NEUTRAL	0- 0	0- 0	0- 0				

RPI 1-25			RPI 26-50			RPI 51-100			RPI 101+			Team's RPI: 146
RPI	S	Opponent	Score	RPI	S	Opponent	Score	RPI	S	Opponent	Score	
						78	A Montana	55	82	104	A Montana St.	69 65
						87	H Eastern Wash.	85	70	133	A Eastern Ill.	67 72
										151	A Northern Colo.	63 79
										156	H Idaho St.	52 62
										165	A Long Beach St.	71 74
										175	H Portland St.	81 77
										178	H San Francisco	68 60
										180	A Oregon St.	80 71
										188	H UC Davis	66 65
										205	A SIU Edwardsville	57 75
										223	A North Dakota	79 77
										241	A Southern Utah	71 79
										241	H Southern Utah	93 86
										283	A Cal St. Fullerton	75 94
										287	A CSU Bakersfield	79 72
										302	H Northern Ariz.	73 67
										313	H Utah Valley	74 62
										324	H Weber St.	103 60
LAST 12 Division I GAMES:												
241	H	Southern Utah	93 86	87	H	Eastern Wash.	85 70					
302	H	Northern Ariz.	73 67	175	H	Portland St.	81 77					
151	A	Northern Colo.	63 79	241	A	Southern Utah	71 79					
223	A	North Dakota	79 77	188	H	UC Davis	66 65					
324	H	Weber St.	103 60	78	A	Montana	55 82					
156	H	Idaho St.	52 62	104	A	Montana St.	69 65					

Non-Div I Games:

Sacramento St.

Sacred Heart

Through Games Of Sunday, February 3, 2013

Average RPI Win:	237	WON-LOST	WINNING	LAST 10	STRENGTH OF	OPP. STRENGTH	TEAM	ADJ.	CONF.	ADJ CONF.
Average RPI Loss:	149	RECORD	PCT. RANK	GAMES	SCHEDULE	OF SCHEDULE	RPI	RPI	RPI	RPI
DIV. I ONLY	14- 7	79	7- 3	271	216	124	124	25	25	
DIV. I NON-CONF.	8- 4	84	3- 0	273	171	124	124	23	23	
TOTALS	RPI 1-25	RPI 26-50	W-L RECORDS	RPI 51-100	RPI 101-150	RPI 150+				
14- 7	0- 0	0- 1	OVERALL	1- 2	2- 0	11- 4				
8- 1	0- 0	0- 0	HOME	0- 0	0- 0	8- 1				
4- 6	0- 0	0- 1	AWAY	0- 2	1- 0	3- 3				
2- 0	0- 0	0- 0	NEUTRAL	1- 0	1- 0	0- 0				
8- 4	0- 0	0- 1	NON-CONFERENCE	1- 1	1- 0	6- 2				
5- 0	0- 0	0- 0	HOME	0- 0	0- 0	5- 0				
1- 4	0- 0	0- 1	AWAY	0- 1	0- 0	1- 2				
2- 0	0- 0	0- 0	NEUTRAL	1- 0	1- 0	0- 0				
6- 3	0- 0	0- 0	CONFERENCE	0- 1	1- 0	5- 2				
3- 1	0- 0	0- 0	HOME	0- 0	0- 0	3- 1				
3- 2	0- 0	0- 0	AWAY	0- 1	1- 0	2- 1				
0- 0	0- 0	0- 0	NEUTRAL	0- 0	0- 0	0- 0				

RPI S	Opponent	Score	RPI S	Opponent	Score	RPI S	Opponent	Score	RPI S	Opponent	Score	Team's RPI: 124
38	A Georgetown	63 90	64	A Quinnipiac	45 74	108	A Saint Francis (PA)	71 50	126	N Sam Houston St.	66 62	
			80	A Liberty	63 68	182	A Seattle	70 74	204	A Stony Brook	46 51	
			98	N Boston College	54 48	209	H Yale	67 62	211	A Central Conn. St.	57 62	
						228	H Monmouth	56 42	236	A Lehigh	73 63	
						238	A Mt. St. Mary's	58 50	256	A Robert Morris	70 66	
						264	H St. Francis Brooklyn	47 56	266	H Siena	61 60	
						273	H Colgate	59 53	296	H Bryant	62 44	
						318	H Manhattan	55 38	326	H LIU Brooklyn	61 47	
						333	H Saint Peter's	79 34				
LAST 12 Division I GAMES:												
238	A Mt. St. Mary's	58 50	64	A Quinnipiac	45 74							
296	H Bryant	62 44	326	H LIU Brooklyn	61 47							
228	H Monmouth	56 42	264	H St. Francis Brooklyn	47 56							
256	A Robert Morris	70 66	209	H Yale	67 62							
108	A Saint Francis (PA)	71 50	266	H Siena	61 60							
211	A Central Conn. St.	57 62	236	A Lehigh	73 63							

Non-Div I Games:

Sacred Heart

■ Loss,
 ■ Non-Conf,
 ■ S Site,
 ■ Home
 ■ A Away
 N Neutral

Saint Francis (PA)

Through Games Of Sunday, February 3, 2013

Average RPI Win:	226	WON-LOST	WINNING	LAST 10	STRENGTH OF	OPP. STRENGTH	TEAM	ADJ.	CONF.	ADJ CONF.
Average RPI Loss:	112	RECORD	PCT. RANK	GAMES	SCHEDULE	OF SCHEDULE	RPI	RPI	RPI	RPI
DIV. I ONLY	12- 8	111	7- 3	134	198	108	108	25	25	
DIV. I NON-CONF.	5- 6	187	1- 2	84	127	100	100	23	23	
TOTALS	RPI 1-25	RPI 26-50	W-L RECORDS	RPI 51-100	RPI 101-150	RPI 150+				
12- 8	0- 1	0- 2	OVERALL	0- 2	3- 1	9- 2				
6- 3	0- 0	0- 1	HOME	0- 1	2- 1	4- 0				
6- 4	0- 1	0- 1	AWAY	0- 1	1- 0	5- 1				
0- 1	0- 0	0- 0	NEUTRAL	0- 0	0- 0	0- 1				
5- 6	0- 1	0- 2	NON-CONFERENCE	0- 1	3- 0	2- 2				
2- 1	0- 0	0- 1	HOME	0- 0	2- 0	0- 0				
3- 4	0- 1	0- 1	AWAY	0- 1	1- 0	2- 1				
0- 1	0- 0	0- 0	NEUTRAL	0- 0	0- 0	0- 1				
7- 2	0- 0	0- 0	CONFERENCE	0- 1	0- 1	7- 0				
4- 2	0- 0	0- 0	HOME	0- 1	0- 1	4- 0				
3- 0	0- 0	0- 0	AWAY	0- 0	0- 0	3- 0				
0- 0	0- 0	0- 0	NEUTRAL	0- 0	0- 0	0- 0				

RPI 1-25				RPI 26-50				RPI 51-100				RPI 101+ Team's RPI: 108			
RPI	S	Opponent	Score	RPI	S	Opponent	Score	RPI	S	Opponent	Score	RPI	S	Opponent	Score
4	A	Notre Dame	55 128	32	A	Duquesne	38 69	64	H	Quinnipiac	69 85	120	H	Howard	69 61
				45	H	Saint Joseph's	44 61	77	A	Ohio St.	54 70	124	H	Sacred Heart	50 71
												140	H	Akron	74 73
												145	A	Wright St.	98 81
												172	A	Bucknell	62 54
												211	H	Central Conn. St.	67 62
												228	A	Monmouth	63 49
												234	A	Fairleigh Dickinson	68 50
												256	H	Robert Morris	72 63
												264	A	St. Francis Brooklyn	64 53
												273	A	Colgate	62 67
												279	N	Florida A&M	65 69
												296	H	Bryant	81 76
												319	H	Wagner	80 43
												331	A	Kent St.	81 67
LAST 12 Division I GAMES:															
264	A	St. Francis Brooklyn	64 53	234	A	Fairleigh Dickinson	68 50								
256	H	Robert Morris	72 63	211	H	Central Conn. St.	67 62								
319	H	Wagner	80 43	296	H	Bryant	81 76								
64	H	Quinnipiac	69 85	4	A	Notre Dame	55 128								
124	H	Sacred Heart	50 71	145	A	Wright St.	98 81								
228	A	Monmouth	63 49	279	N	Florida A&M	65 69								

Non-Div I Games:

Saint Francis (PA)

■ Loss,
 ■ Non-Conf,
 ■ S Site,
 ■ H Home
 ■ A Away
 N Neutral

Average RPI Win: 170				STRENGTH OF		OPP. STRENGTH		TEAM		ADJ. RPI		CONF. RPI		ADJ CONF. RPI							
Average RPI Loss: 28				SCHEDULE		OF SCHEDULE		RPI		RPI		RPI		RPI							
DIV. I ONLY				15- 5		47		9- 1		64		82		45		45		8		8	
DIV. I NON-CONF.				9- 5		97		4- 2		24		58		48		48		8		8	
TOTALS		RPI 1-25		RPI 26-50		W-L RECORDS		RPI 51-100		RPI 101-150		RPI 150+									
15- 5		1- 3		0- 1		OVERALL		1- 1		4- 0		9- 0									
7- 3		1- 2		0- 1		HOME		0- 0		2- 0		4- 0									
7- 1		0- 1		0- 0		AWAY		1- 0		2- 0		4- 0									
1- 1		0- 0		0- 0		NEUTRAL		0- 1		0- 0		1- 0									
9- 5		1- 3		0- 1		NON-CONFERENCE		1- 1		2- 0		5- 0									
4- 3		1- 2		0- 1		HOME		0- 0		0- 0		3- 0									
4- 1		0- 1		0- 0		AWAY		1- 0		2- 0		1- 0									
1- 1		0- 0		0- 0		NEUTRAL		0- 1		0- 0		1- 0									
6- 0		0- 0		0- 0		CONFERENCE		0- 0		2- 0		4- 0									
3- 0		0- 0		0- 0		HOME		0- 0		2- 0		1- 0									
3- 0		0- 0		0- 0		AWAY		0- 0		0- 0		3- 0									
0- 0		0- 0		0- 0		NEUTRAL		0- 0		0- 0		0- 0									

RPI 1-25				Team's RPI: 45		RPI 51-100				RPI 101+					
RPI	S	Opponent	Score	RPI	S	Opponent	Score	RPI	S	Opponent	Score	RPI	S	Opponent	Score
8	H	Maryland	50 49	36	H	Syracuse	39 80	54	N	Central Mich.	84 98	102	H	Richmond	82 62
14	H	Villanova	51 55					79	A	Drexel	47 45	103	H	Butler	57 50
15	A	UCLA	65 73									108	A	Saint Francis (PA)	61 44
21	H	Princeton	59 69									132	A	Hofstra	71 55
												159	H	Fairfield	51 38
												168	A	Saint Louis	69 38
												181	A	George Washington	80 67
												200	H	St. Bonaventure	61 44
												202	A	Penn	66 53
												208	H	Lafayette	69 43
												290	A	Rhode Island	78 51
												304	N	Savannah St.	88 41
												310	H	UMBC	79 38
LAST 12 Division I GAMES:															
290	A	Rhode Island	78 51	202	A	Penn	66 53								
103	H	Butler	57 50	15	A	UCLA	65 73								
200	H	St. Bonaventure	61 44	310	H	UMBC	79 38								
168	A	Saint Louis	69 38	159	H	Fairfield	51 38								
181	A	George Washington	80 67	304	N	Savannah St.	88 41								
102	H	Richmond	82 62	54	N	Central Mich.	84 98								

Non-Div I Games:

Saint Joseph's

Loss, Non-Conf, S Site, H Home A Away N Neutral

Average RPI Win: 210		WON-LOST	WINNING	LAST 10	STRENGTH OF	OPP. STRENGTH	TEAM	ADJ.	CONF.	ADJ CONF.
Average RPI Loss: 135		RECORD	PCT. RANK	GAMES	SCHEDULE	OF SCHEDULE	RPI	RPI	RPI	RPI
DIV. I ONLY		9- 12	206	4- 6	133	145	168	168	8	8
DIV. I NON-CONF.		6- 9	219	2- 4	203	229	214	214	8	8
TOTALS	RPI 1-25	RPI 26-50		W-L RECORDS		RPI 51-100	RPI 101-150	RPI 150+		
9- 12	0- 0	0- 3		OVERALL		0- 2	2- 4	7- 3		
4- 5	0- 0	0- 1		HOME		0- 1	1- 3	3- 0		
5- 7	0- 0	0- 2		AWAY		0- 1	1- 1	4- 3		
0- 0	0- 0	0- 0		NEUTRAL		0- 0	0- 0	0- 0		
6- 9	0- 0	0- 1		NON-CONFERENCE		0- 1	1- 4	5- 3		
3- 3	0- 0	0- 0		HOME		0- 0	1- 3	2- 0		
3- 6	0- 0	0- 1		AWAY		0- 1	0- 1	3- 3		
0- 0	0- 0	0- 0		NEUTRAL		0- 0	0- 0	0- 0		
3- 3	0- 0	0- 2		CONFERENCE		0- 1	1- 0	2- 0		
1- 2	0- 0	0- 1		HOME		0- 1	0- 0	1- 0		
2- 1	0- 0	0- 1		AWAY		0- 0	1- 0	1- 0		
0- 0	0- 0	0- 0		NEUTRAL		0- 0	0- 0	0- 0		

RPI 1-25				RPI 26-50				RPI 51-100				RPI 101+				Team's RPI: 168	
RPI	S	Opponent	Score	RPI	S	Opponent	Score	RPI	S	Opponent	Score	RPI	S	Opponent	Score		
				27	A	Oklahoma	33 68	73	H	Charlotte	54 71	102	A	Richmond	52 49		
				32	A	Duquesne	41 68	75	A	Missouri	51 67	128	H	Memphis	58 65		
				45	H	Saint Joseph's	38 69					129	H	UNI	64 73		
												138	H	Indiana St.	46 48		
												149	A	UT Martin	62 78		
												150	H	Winthrop	62 53		
												173	A	Evansville	63 59		
												216	A	Valparaiso	53 47		
												231	A	Xavier	66 49		
												235	H	VCU	60 46		
												243	A	Neb. Omaha	51 42		
												251	H	Western Ill.	55 44		
												262	A	Southeast Mo. St.	52 59		
												277	A	UMKC	53 56		
												281	A	Drake	55 61		
												285	H	Ill.-Chicago	58 49		
LAST 12 Division I GAMES:																	
				231	A	Xavier	66 49	262	A	Southeast Mo. St.	52 59						
				73	H	Charlotte	54 71	150	H	Winthrop	62 53						
				102	A	Richmond	52 49	129	H	UNI	64 73						
				45	H	Saint Joseph's	38 69	281	A	Drake	55 61						
				32	A	Duquesne	41 68	128	H	Memphis	58 65						
				235	H	VCU	60 46	173	A	Evansville	63 59						

Non-Div I Games:

Saint Louis

■ Loss, ■ Non-Conf, S Site, H Home A Away N Neutral

Saint Peter's

Through Games Of Sunday, February 3, 2013

Average RPI Win:	318	WON-LOST	WINNING	LAST 10	STRENGTH OF	OPP. STRENGTH	TEAM	ADJ.	CONF.	ADJ CONF.
Average RPI Loss:	199	RECORD	PCT. RANK	GAMES	SCHEDULE	OF SCHEDULE	RPI	RPI	RPI	RPI
DIV. I ONLY	1- 20	340	1- 9	212	322	333	333	26	26	
DIV. I NON-CONF.	0- 11	336	0- 2	157	331	332	332	22	22	
TOTALS	RPI 1-25	RPI 26-50	W-L RECORDS	RPI 51-100	RPI 101-150	RPI 150+				
1- 20	0- 0	0- 1	OVERALL	0- 1	0- 3	1- 15				
0- 12	0- 0	0- 1	HOME	0- 1	0- 1	0- 9				
1- 8	0- 0	0- 0	AWAY	0- 0	0- 2	1- 6				
0- 0	0- 0	0- 0	NEUTRAL	0- 0	0- 0	0- 0				
0- 11	0- 0	0- 0	NON-CONFERENCE	0- 1	0- 3	0- 7				
0- 6	0- 0	0- 0	HOME	0- 1	0- 1	0- 4				
0- 5	0- 0	0- 0	AWAY	0- 0	0- 2	0- 3				
0- 0	0- 0	0- 0	NEUTRAL	0- 0	0- 0	0- 0				
1- 9	0- 0	0- 1	CONFERENCE	0- 0	0- 0	1- 8				
0- 6	0- 0	0- 1	HOME	0- 0	0- 0	0- 5				
1- 3	0- 0	0- 0	AWAY	0- 0	0- 0	1- 3				
0- 0	0- 0	0- 0	NEUTRAL	0- 0	0- 0	0- 0				

RPI S	Opponent	Score	RPI S	Opponent	Score	RPI S	Opponent	Score	RPI S	Opponent	Score	Team's RPI: 333
49	H Marist	68	49	H Marist	68	84	H Hampton	62	124	A Sacred Heart	79	
									137	A Navy	64	
									140	H Akron	103	
									159	H Fairfield	58	
									172	H Bucknell	69	
									177	A Iona	93	
									179	A La Salle	72	
									204	A Stony Brook	63	
									214	A Loyola Maryland	56	
									217	A Rider	74	
									234	H Fairleigh Dickinson	55	
									236	H Lehigh	62	
									240	H Niagara	54	
									245	H Canisius	62	
									266	H Siena	75	
									289	H NJIT	62	
									294	A Brown	82	
									318	A Manhattan	49	
									318	H Manhattan	73	
LAST 12 Division I GAMES:												
49	H Marist	68	245	H Canisius	62							
159	H Fairfield	58	240	H Niagara	54							
318	A Manhattan	49	214	A Loyola Maryland	56							
217	A Rider	74	318	H Manhattan	73							
177	A Iona	93	179	A La Salle	72							
266	H Siena	75	84	H Hampton	62							

Non-Div I Games:

Saint Peter's

■ Loss,
 ■ Non-Conf,
 ■ S Site,
 ■ H Home
 ■ A Away
 N Neutral

Average RPI Win:	246	WON-LOST	WINNING	LAST 10	STRENGTH OF	OPP. STRENGTH	TEAM	ADJ.	CONF.	ADJ CONF.
Average RPI Loss:	117	RECORD	PCT. RANK	GAMES	SCHEDULE	OF SCHEDULE	RPI	RPI	RPI	RPI
DIV. I ONLY	11- 9	130	9- 1	178	273	126	126	21	21	
DIV. I NON-CONF.	3- 8	274	1- 2	91	207	187	187	20	20	
TOTALS	RPI 1-25	RPI 26-50	W-L RECORDS	RPI 51-100	RPI 101-150	RPI 150+				
11- 9	0- 1	0- 1	OVERALL	1- 1	2- 3	8- 3				
4- 1	0- 0	0- 0	HOME	0- 0	1- 0	3- 1				
5- 7	0- 1	0- 1	AWAY	0- 1	1- 2	4- 2				
2- 1	0- 0	0- 0	NEUTRAL	1- 0	0- 1	1- 0				
3- 8	0- 1	0- 1	NON-CONFERENCE	1- 1	0- 2	2- 3				
0- 1	0- 0	0- 0	HOME	0- 0	0- 0	0- 1				
1- 6	0- 1	0- 1	AWAY	0- 1	0- 1	1- 2				
2- 1	0- 0	0- 0	NEUTRAL	1- 0	0- 1	1- 0				
8- 1	0- 0	0- 0	CONFERENCE	0- 0	2- 1	6- 0				
4- 0	0- 0	0- 0	HOME	0- 0	1- 0	3- 0				
4- 1	0- 0	0- 0	AWAY	0- 0	1- 1	3- 0				
0- 0	0- 0	0- 0	NEUTRAL	0- 0	0- 0	0- 0				

RPI 1-25				RPI 26-50				RPI 51-100				RPI 101+ Team's RPI: 126			
RPI	S	Opponent	Score	RPI	S	Opponent	Score	RPI	S	Opponent	Score	RPI	S	Opponent	Score
24	A	Delaware	31 63	26	A	Nebraska	72 85	71	A	UTEP	66 85	124	N	Sacred Heart	62 66
								94	N	Albany (NY)	71 68	131	A	Lamar	59 57
												141	H	Oral Roberts	54 47
												144	A	South Ala.	61 71
												147	A	McNeese St.	58 62
												165	A	Long Beach St.	49 50
												167	A	TCU	60 67
												187	H	Texas Southern	57 62
												193	A	Nicholls St.	70 63
												230	H	Central Ark.	64 48
												291	A	Southeastern La.	58 53
												293	H	Northwestern St.	72 61
												321	N	Grambling	73 55
												336	A	A&M-Corpus Christi	68 53
												336	H	A&M-Corpus Christi	65 46
												344	A	Houston Baptist	75 58
LAST 12 Division I GAMES:															
336	A	A&M-Corpus Christi	68 53	131	A	Lamar	59 57								
193	A	Nicholls St.	70 63	293	H	Northwestern St.	72 61								
291	A	Southeastern La.	58 53	336	H	A&M-Corpus Christi	65 46								
141	H	Oral Roberts	54 47	344	A	Houston Baptist	75 58								
230	H	Central Ark.	64 48	71	A	UTEP	66 85								
147	A	McNeese St.	58 62	165	A	Long Beach St.	49 50								

Non-Div I Games: Tex. A&M-Commerce 78 50

Sam Houston St.

Loss, Non-Conf, S Site, H Home A Away N Neutral

Average RPI Win:	280	WON-LOST	WINNING	LAST 10	STRENGTH OF	OPP. STRENGTH	TEAM	ADJ.	CONF.	ADJ CONF.
Average RPI Loss:	137	RECORD	PCT. RANK	GAMES	SCHEDULE	OF SCHEDULE	RPI	RPI	RPI	RPI
DIV. I ONLY	10- 9	147	6- 4	323	253	225	225	22	22	
DIV. I NON-CONF.	2- 6	287	0- 3	334	124	322	322	26	26	
TOTALS	RPI 1-25	RPI 26-50	W-L RECORDS	RPI 51-100	RPI 101-150	RPI 150+				
10- 9	0- 1	0- 1	OVERALL	0- 2	1- 0	9- 5				
6- 2	0- 0	0- 1	HOME	0- 0	1- 0	5- 1				
4- 7	0- 1	0- 0	AWAY	0- 2	0- 0	4- 4				
0- 0	0- 0	0- 0	NEUTRAL	0- 0	0- 0	0- 0				
2- 6	0- 1	0- 0	NON-CONFERENCE	0- 1	0- 0	2- 4				
1- 1	0- 0	0- 0	HOME	0- 0	0- 0	1- 1				
1- 5	0- 1	0- 0	AWAY	0- 1	0- 0	1- 3				
0- 0	0- 0	0- 0	NEUTRAL	0- 0	0- 0	0- 0				
8- 3	0- 0	0- 1	CONFERENCE	0- 1	1- 0	7- 1				
5- 1	0- 0	0- 1	HOME	0- 0	1- 0	4- 0				
3- 2	0- 0	0- 0	AWAY	0- 1	0- 0	3- 1				
0- 0	0- 0	0- 0	NEUTRAL	0- 0	0- 0	0- 0				

RPI 1-25				RPI 26-50				RPI 51-100				RPI 101+ Team's RPI: 225			
RPI	S	Opponent	Score	RPI	S	Opponent	Score	RPI	S	Opponent	Score	RPI	S	Opponent	Score
18	A	Florida St.	42 77	47	H	Chattanooga	60 66	88	A	Auburn	51 80	111	H	Appalachian St.	66 64
								96	A	Davidson	51 63	152	A	Clemson	51 63
												162	A	Elon	41 65
												194	A	Tennessee Tech	56 65
												203	H	Col. of Charleston	56 47
												218	H	Furman	65 33
												224	H	Tennessee St.	40 57
												248	A	Oregon	61 72
												311	H	Ga. Southern	56 41
												317	A	Western Caro.	47 38
												320	A	Wofford	59 45
												320	H	Wofford	52 46
												325	H	Alabama St.	49 19
												329	A	UNC Greensboro	60 46
												341	A	Jacksonville St.	48 45
LAST 12 Division I GAMES:															
320	A	Wofford	59 45	203	H	Col. of Charleston	56 47								
111	H	Appalachian St.	66 64	329	A	UNC Greensboro	60 46								
47	H	Chattanooga	60 66	162	A	Elon	41 65								
96	A	Davidson	51 63	88	A	Auburn	51 80								
317	A	Western Caro.	47 38	152	A	Clemson	51 63								
311	H	Ga. Southern	56 41	248	A	Oregon	61 72								

Non-Div I Games: Aub.-Montgomery 62 24

Samford

■ Loss,
 ■ Non-Conf,
 ■ S Site,
 ■ Home
 ■ A Away
 N Neutral

Average RPI Win:	184	WON-LOST	WINNING	LAST 10	STRENGTH OF	OPP. STRENGTH	TEAM	ADJ.	CONF.	ADJ CONF.
Average RPI Loss:	68	RECORD	PCT. RANK	GAMES	SCHEDULE	OF SCHEDULE	RPI	RPI	RPI	RPI
DIV. I ONLY	13- 7	85	7- 3	106	85	83	83	7	7	
DIV. I NON-CONF.	6- 4	124	1- 1	140	107	126	126	7	7	
TOTALS	RPI 1-25	RPI 26-50	W-L RECORDS	RPI 51-100	RPI 101-150	RPI 150+				
13- 7	0- 0	1- 3	OVERALL	1- 2	1- 2	10- 0				
7- 4	0- 0	0- 2	HOME	1- 2	1- 0	5- 0				
5- 3	0- 0	1- 1	AWAY	0- 0	0- 2	4- 0				
1- 0	0- 0	0- 0	NEUTRAL	0- 0	0- 0	1- 0				
6- 4	0- 0	0- 1	NON-CONFERENCE	1- 1	0- 2	5- 0				
4- 2	0- 0	0- 1	HOME	1- 1	0- 0	3- 0				
1- 2	0- 0	0- 0	AWAY	0- 0	0- 2	1- 0				
1- 0	0- 0	0- 0	NEUTRAL	0- 0	0- 0	1- 0				
7- 3	0- 0	1- 2	CONFERENCE	0- 1	1- 0	5- 0				
3- 2	0- 0	0- 1	HOME	0- 1	1- 0	2- 0				
4- 1	0- 0	1- 1	AWAY	0- 0	0- 0	3- 0				
0- 0	0- 0	0- 0	NEUTRAL	0- 0	0- 0	0- 0				

RPI 1-25				RPI 26-50				RPI 51-100				Team's RPI: 83	RPI 101+			
RPI	S	Opponent	Score	RPI	S	Opponent	Score	RPI	S	Opponent	Score		RPI	S	Opponent	Score
				31	H	Iowa	73 83	51	H	San Diego St.	54 58		109	A	Cal Poly	50 69
				37	A	St. Mary's (CA)	73 70	54	H	Central Mich.	78 72		114	A	Arizona St.	39 72
				50	A	Gonzaga	57 77	72	H	BYU	54 57		119	H	Santa Clara	59 48
				50	H	Gonzaga	50 62						151	H	Northern Colo.	78 44
													165	H	Long Beach St.	67 49
													178	A	San Francisco	63 61
													201	A	Portland	69 63
													201	H	Portland	72 54
													213	H	Loyola Marymount	88 78
													220	A	Pepperdine	79 61
													260	N	Boise St.	77 70
													272	H	San Jose St.	91 52
													323	A	Air Force	74 43
LAST 12 Division I GAMES:																
				178	A	San Francisco	63 61	213	H	Loyola Marymount	88 78					
				119	H	Santa Clara	59 48	72	H	BYU	54 57					
				220	A	Pepperdine	79 61	201	A	Portland	69 63					
				201	H	Portland	72 54	50	A	Gonzaga	57 77					
				50	H	Gonzaga	50 62	31	H	Iowa	73 83					
				37	A	St. Mary's (CA)	73 70	54	H	Central Mich.	78 72					

Non-Div I Games: Point Loma 81 56 Cal St. San Marcos 69 44

San Diego

Loss, Non-Conf, S Site, H Home A Away N Neutral

San Diego St.

Through Games Of Sunday, February 3, 2013

Average RPI Win:	182	WON-LOST	WINNING	LAST 10	STRENGTH OF	OPP. STRENGTH	TEAM	ADJ.	CONF.	ADJ CONF.
Average RPI Loss:	44	RECORD	PCT. RANK	GAMES	SCHEDULE	OF SCHEDULE	RPI	RPI	RPI	RPI
DIV. I ONLY	13- 5	56	8- 2	84	92	51	51	17	17	
DIV. I NON-CONF.	7- 4	103	3- 1	34	20	40	40	17	17	
TOTALS	RPI 1-25	RPI 26-50	W-L RECORDS	RPI 51-100	RPI 101-150	RPI 150+				
13- 5	0- 2	0- 1	OVERALL	4- 2	2- 0	7- 0				
7- 2	0- 0	0- 1	HOME	2- 1	1- 0	4- 0				
5- 3	0- 2	0- 0	AWAY	1- 1	1- 0	3- 0				
1- 0	0- 0	0- 0	NEUTRAL	1- 0	0- 0	0- 0				
7- 4	0- 2	0- 1	NON-CONFERENCE	3- 1	2- 0	2- 0				
4- 1	0- 0	0- 1	HOME	1- 0	1- 0	2- 0				
2- 3	0- 2	0- 0	AWAY	1- 1	1- 0	0- 0				
1- 0	0- 0	0- 0	NEUTRAL	1- 0	0- 0	0- 0				
6- 1	0- 0	0- 0	CONFERENCE	1- 1	0- 0	5- 0				
3- 1	0- 0	0- 0	HOME	1- 1	0- 0	2- 0				
3- 0	0- 0	0- 0	AWAY	0- 0	0- 0	3- 0				
0- 0	0- 0	0- 0	NEUTRAL	0- 0	0- 0	0- 0				

RPI 1-25				RPI 26-50				RPI 51-100				RPI 101+			
RPI	S	Opponent	Score	RPI	S	Opponent	Score	RPI	S	Opponent	Score	RPI	S	Opponent	Score
15	A	UCLA	52 66	40	H	Oklahoma St.	72 80	52	A	Washington	58 59	109	A	Cal Poly	73 56
22	A	Colorado	53 67					56	H	SMU	88 72	121	H	Southern California	80 46
								67	H	Wyoming	66 43	171	A	New Mexico	63 39
								83	A	San Diego	58 54	242	A	Colorado St.	48 44
								88	N	Auburn	78 57	261	A	UNLV	74 60
								93	H	Fresno St.	72 80	269	H	UC Irvine	63 53
												270	H	Nevada	69 57
												304	H	Savannah St.	72 51
												323	H	Air Force	68 46
LAST 12 Division I GAMES:															
323	H	Air Force	68 46	93	H	Fresno St.	72 80								
171	A	New Mexico	63 39	304	H	Savannah St.	72 51								
270	H	Nevada	69 57	40	H	Oklahoma St.	72 80								
67	H	Wyoming	66 43	56	H	SMU	88 72								
261	A	UNLV	74 60	109	A	Cal Poly	73 56								
242	A	Colorado St.	48 44	83	A	San Diego	58 54								

Non-Div I Games: Cal St. Dom. Hills 66 30 Fresno Pacific 90 41

San Diego St.

Loss, Non-Conf, S Site, H Home A Away N Neutral

San Francisco

Through Games Of Sunday, February 3, 2013

Average RPI Win:	188	WON-LOST	WINNING	LAST 10	STRENGTH OF	OPP. STRENGTH	TEAM	ADJ.	CONF.	ADJ CONF.
Average RPI Loss:	117	RECORD	PCT. RANK	GAMES	SCHEDULE	OF SCHEDULE	RPI	RPI	RPI	RPI
DIV. I ONLY	8- 13	230	2- 8	75	139	178	178	7	7	
DIV. I NON-CONF.	6- 6	159	1- 2	88	267	132	132	7	7	
TOTALS	RPI 1-25	RPI 26-50	W-L RECORDS	RPI 51-100	RPI 101-150	RPI 150+				
8- 13	0- 0	0- 3	OVERALL	1- 4	1- 3	6- 3				
6- 4	0- 0	0- 1	HOME	1- 3	0- 0	5- 0				
2- 9	0- 0	0- 0	AWAY	0- 0	1- 1	1- 0				
0- 0	0- 0	0- 0	NEUTRAL	0- 0	0- 0	0- 0				
6- 6	0- 0	0- 1	NON-CONFERENCE	0- 2	1- 2	5- 1				
4- 2	0- 0	0- 0	HOME	0- 2	0- 0	4- 0				
2- 4	0- 0	0- 1	AWAY	0- 0	1- 2	1- 1				
0- 0	0- 0	0- 0	NEUTRAL	0- 0	0- 0	0- 0				
2- 7	0- 0	0- 2	CONFERENCE	1- 2	0- 1	1- 2				
2- 2	0- 0	0- 1	HOME	1- 1	0- 0	1- 0				
0- 5	0- 0	0- 1	AWAY	0- 1	0- 1	0- 2				
0- 0	0- 0	0- 0	NEUTRAL	0- 0	0- 0	0- 0				

RPI 1-25				RPI 26-50				RPI 51-100				RPI 101+ Team's RPI: 178			
RPI	S	Opponent	Score	RPI	S	Opponent	Score	RPI	S	Opponent	Score	RPI	S	Opponent	Score
				28	A	Pacific	59 75	72	A	BYU	58 80	109	A	Cal Poly	71 67
				37	A	St. Mary's (CA)	63 68	72	H	BYU	65 56	110	A	Cal St. Northridge	33 77
				37	H	St. Mary's (CA)	48 68	81	H	Fordham	48 55	119	A	Santa Clara	48 61
								83	H	San Diego	61 63	146	A	Sacramento St.	60 68
								93	H	Fresno St.	63 72	158	H	Hawaii	65 52
												188	H	UC Davis	72 65
												201	H	Portland	88 81
												213	A	Loyola Marymount	50 65
												220	A	Pepperdine	67 71
												246	A	UTSA	61 60
												260	H	Boise St.	75 61
												272	H	San Jose St.	92 64
												283	A	Cal St. Fullerton	55 60
LAST 12 Division I GAMES:															
				83	H	San Diego	61 63	220	A	Pepperdine	67 71				
				37	A	St. Mary's (CA)	63 68	72	A	BYU	58 80				
				72	H	BYU	65 56	37	H	St. Mary's (CA)	48 68				
				119	A	Santa Clara	48 61	28	A	Pacific	59 75				
				213	A	Loyola Marymount	50 65	93	H	Fresno St.	63 72				
				201	H	Portland	88 81	109	A	Cal Poly	71 67				

Non-Div I Games: Notre Dame de Namur93 43

San Francisco

■ Loss,
 ■ Non-Conf,
 ■ S Site,
 ■ H Home
 ■ A Away
 N Neutral

Average RPI Win:	228	WON-LOST	WINNING	LAST 10	STRENGTH OF	OPP. STRENGTH	TEAM	ADJ.	CONF.	ADJ CONF.
Average RPI Loss:	164	RECORD	PCT. RANK	GAMES	SCHEDULE	OF SCHEDULE	RPI	RPI	RPI	RPI
DIV. I ONLY	8- 13	230	5- 5	214	222	272	272	24	24	
DIV. I NON-CONF.	2- 8	304	0- 1	172	201	302	302	24	24	
TOTALS	RPI 1-25	RPI 26-50	W-L RECORDS	RPI 51-100	RPI 101-150	RPI 150+				
8- 13	0- 0	0- 1	OVERALL	0- 1	1- 4	7- 7				
7- 5	0- 0	0- 1	HOME	0- 0	1- 2	6- 2				
1- 8	0- 0	0- 0	AWAY	0- 1	0- 2	1- 5				
0- 0	0- 0	0- 0	NEUTRAL	0- 0	0- 0	0- 0				
2- 8	0- 0	0- 1	NON-CONFERENCE	0- 1	1- 2	1- 4				
2- 3	0- 0	0- 1	HOME	0- 0	1- 1	1- 1				
0- 5	0- 0	0- 0	AWAY	0- 1	0- 1	0- 3				
0- 0	0- 0	0- 0	NEUTRAL	0- 0	0- 0	0- 0				
6- 5	0- 0	0- 0	CONFERENCE	0- 0	0- 2	6- 3				
5- 2	0- 0	0- 0	HOME	0- 0	0- 1	5- 1				
1- 3	0- 0	0- 0	AWAY	0- 0	0- 1	1- 2				
0- 0	0- 0	0- 0	NEUTRAL	0- 0	0- 0	0- 0				

RPI 1-25			RPI 26-50			RPI 51-100			RPI 101+ Team's RPI: 272		
RPI	S	Opponent	Score	RPI	S	Opponent	Score	RPI	S	Opponent	Score
				28	H	Pacific	60 74	83	A	San Diego	52 91
								110	H	Cal St. Northridge	73 63
								119	H	Santa Clara	47 62
								133	A	Eastern Ill.	67 88
								148	A	Idaho	65 82
								148	H	Idaho	66 83
								164	A	Louisiana Tech	80 94
								166	H	Utah St.	103 80
								173	A	Evansville	65 74
								178	A	San Francisco	64 92
								182	A	Seattle	60 72
								182	H	Seattle	74 65
								212	H	Denver	68 67
								241	H	Southern Utah	82 93
								246	H	UTSA	54 57
								254	H	New Mexico St.	51 50
								276	H	Texas St.	98 96
								283	A	Cal St. Fullerton	59 60
								307	A	Texas-Arlington	78 70
								313	H	Utah Valley	81 72
LAST 12 Division I GAMES:											
148	H	Idaho	66 83	166	H	Utah St.	103 80				
182	H	Seattle	74 65	182	A	Seattle	60 72				
307	A	Texas-Arlington	78 70	148	A	Idaho	65 82				
164	A	Louisiana Tech	80 94	246	H	UTSA	54 57				
254	H	New Mexico St.	51 50	276	H	Texas St.	98 96				
212	H	Denver	68 67	283	A	Cal St. Fullerton	59 60				

Non-Div I Games: San Fran. St. 70 51

San Jose St.

Average RPI Win:	224	WON-LOST	WINNING	LAST 10	STRENGTH OF	OPP. STRENGTH	TEAM	ADJ.	CONF.	ADJ CONF.
Average RPI Loss:	82	RECORD	PCT. RANK	GAMES	SCHEDULE	OF SCHEDULE	RPI	RPI	RPI	RPI
DIV. I ONLY	12- 10	139	5- 5	101	131	119	119	7	7	
DIV. I NON-CONF.	8- 5	114	3- 0	98	210	94	94	7	7	
TOTALS	RPI 1-25	RPI 26-50	W-L RECORDS	RPI 51-100	RPI 101-150	RPI 150+				
12- 10	0- 1	0- 4	OVERALL	1- 2	0- 1	11- 2				
6- 5	0- 1	0- 1	HOME	1- 1	0- 1	5- 1				
5- 4	0- 0	0- 0	AWAY	0- 0	0- 0	5- 1				
1- 1	0- 0	0- 1	NEUTRAL	0- 0	0- 0	1- 0				
8- 5	0- 1	0- 2	NON-CONFERENCE	1- 0	0- 1	7- 1				
4- 2	0- 1	0- 0	HOME	1- 0	0- 1	3- 0				
3- 2	0- 0	0- 1	AWAY	0- 0	0- 0	3- 1				
1- 1	0- 0	0- 1	NEUTRAL	0- 0	0- 0	1- 0				
4- 5	0- 0	0- 2	CONFERENCE	0- 2	0- 0	4- 1				
2- 3	0- 0	0- 1	HOME	0- 1	0- 0	2- 1				
2- 2	0- 0	0- 1	AWAY	0- 1	0- 0	2- 0				
0- 0	0- 0	0- 0	NEUTRAL	0- 0	0- 0	0- 0				

RPI 1-25				RPI 26-50				RPI 51-100				RPI 101+ Team's RPI: 119			
RPI	S	Opponent	Score	RPI	S	Opponent	Score	RPI	S	Opponent	Score	RPI	S	Opponent	Score
3	H	Stanford	57 92	28	A	Pacific	45 72	72	H	BYU	48 65	110	H	Cal St. Northridge	67 70
				37	H	St. Mary's (CA)	50 56	83	A	San Diego	48 59	165	A	Long Beach St.	68 67
				46	N	Toledo	48 73	93	H	Fresno St.	58 53	178	H	San Francisco	61 48
				50	A	Gonzaga	50 79					188	A	UC Davis	59 70
												201	A	Portland	59 58
												201	H	Portland	68 71
												213	H	Loyola Marymount	58 54
												215	N	Cleveland St.	82 71
												220	A	Pepperdine	38 36
												261	H	UNLV	70 64
												269	H	UC Irvine	77 54
												272	A	San Jose St.	62 47
												287	A	CSU Bakersfield	77 56
												313	H	Utah Valley	80 67
LAST 12 Division I GAMES:															
				72	H	BYU	48 65	213	H	Loyola Marymount	58 54				
				83	A	San Diego	48 59	50	A	Gonzaga	50 79				
				201	H	Portland	68 71	201	A	Portland	59 58				
				37	H	St. Mary's (CA)	50 56	261	H	UNLV	70 64				
				178	H	San Francisco	61 48	93	H	Fresno St.	58 53				
				220	A	Pepperdine	38 36	287	A	CSU Bakersfield	77 56				

Non-Div I Games:

Santa Clara

■ Loss,
 ■ Non-Conf,
 ■ S Site,
 ■ H Home
 ■ A Away
 N Neutral

Average RPI Win:	303	WON-LOST	WINNING	LAST 10	STRENGTH OF	OPP. STRENGTH	TEAM	ADJ.	CONF.	ADJ CONF.
Average RPI Loss:	161	RECORD	PCT. RANK	GAMES	SCHEDULE	OF SCHEDULE	RPI	RPI	RPI	RPI
DIV. I ONLY	3- 15	324	0- 9	142	239	304	304	30	30	
DIV. I NON-CONF.	2- 8	304	1- 4	56	118	223	223	30	30	
TOTALS	RPI 1-25	RPI 26-50	W-L RECORDS	RPI 51-100	RPI 101-150	RPI 150+				
3- 15	0- 2	0- 1	OVERALL	0- 3	0- 2	3- 7				
3- 3	0- 0	0- 0	HOME	0- 1	0- 0	3- 2				
0- 11	0- 2	0- 0	AWAY	0- 2	0- 2	0- 5				
0- 1	0- 0	0- 1	NEUTRAL	0- 0	0- 0	0- 0				
2- 8	0- 2	0- 1	NON-CONFERENCE	0- 2	0- 0	2- 3				
2- 0	0- 0	0- 0	HOME	0- 0	0- 0	2- 0				
0- 7	0- 2	0- 0	AWAY	0- 2	0- 0	0- 3				
0- 1	0- 0	0- 1	NEUTRAL	0- 0	0- 0	0- 0				
1- 7	0- 0	0- 0	CONFERENCE	0- 1	0- 2	1- 4				
1- 3	0- 0	0- 0	HOME	0- 1	0- 0	1- 2				
0- 4	0- 0	0- 0	AWAY	0- 0	0- 2	0- 2				
0- 0	0- 0	0- 0	NEUTRAL	0- 0	0- 0	0- 0				

RPI 1-25				RPI 26-50				RPI 51-100				RPI 101+ Team's RPI: 304			
RPI	S	Opponent	Score	RPI	S	Opponent	Score	RPI	S	Opponent	Score	RPI	S	Opponent	Score
10	A	South Carolina	47 78	45	N	Saint Joseph's	41 88	51	A	San Diego St.	51 72	120	A	Howard	41 53
16	A	Georgia	57 94					65	A	Florida	38 88	143	A	South Carolina St.	54 75
								84	H	Hampton	40 70	185	A	Southern Miss.	38 51
												210	A	Mississippi St.	55 70
												247	H	North Florida	49 40
												279	H	Florida A&M	49 59
												282	A	Coppin St.	53 57
												308	A	Morgan St.	50 68
												309	A	Jacksonville	60 72
												314	H	Bethune-Cookman	41 50
												325	H	Alabama St.	60 48
												338	H	Norfolk St.	62 55
LAST 12 Division I GAMES:															
120	A	Howard	41 53	51	A	San Diego St.	51 72								
143	A	South Carolina St.	54 75	45	N	Saint Joseph's	41 88								
314	H	Bethune-Cookman	41 50	65	A	Florida	38 88								
279	H	Florida A&M	49 59	325	H	Alabama St.	60 48								
308	A	Morgan St.	50 68	309	A	Jacksonville	60 72								
282	A	Coppin St.	53 57	247	H	North Florida	49 40								

Non-Div I Games: Trinity Baptist 66 41 Talladega 58 56 Columbia (SC) 89 55

Savannah St.

Average RPI Win:	209	WON-LOST	WINNING	LAST 10	STRENGTH OF	OPP. STRENGTH	TEAM	ADJ.	CONF.	ADJ CONF.
Average RPI Loss:	174	RECORD	PCT. RANK	GAMES	SCHEDULE	OF SCHEDULE	RPI	RPI	RPI	RPI
DIV. I ONLY	11- 9	130	7- 3	235	202	182	182	24	24	
DIV. I NON-CONF.	3- 6	242	0- 1	182	142	266	266	24	24	
TOTALS	RPI 1-25	RPI 26-50	W-L RECORDS	RPI 51-100	RPI 101-150	RPI 150+				
11- 9	0- 0	0- 1	OVERALL	0- 2	2- 0	9- 6				
7- 3	0- 0	0- 1	HOME	0- 1	1- 0	6- 1				
4- 6	0- 0	0- 0	AWAY	0- 1	1- 0	3- 5				
0- 0	0- 0	0- 0	NEUTRAL	0- 0	0- 0	0- 0				
3- 6	0- 0	0- 1	NON-CONFERENCE	0- 2	1- 0	2- 3				
3- 3	0- 0	0- 1	HOME	0- 1	1- 0	2- 1				
0- 3	0- 0	0- 0	AWAY	0- 1	0- 0	0- 2				
0- 0	0- 0	0- 0	NEUTRAL	0- 0	0- 0	0- 0				
8- 3	0- 0	0- 0	CONFERENCE	0- 0	1- 0	7- 3				
4- 0	0- 0	0- 0	HOME	0- 0	0- 0	4- 0				
4- 3	0- 0	0- 0	AWAY	0- 0	1- 0	3- 3				
0- 0	0- 0	0- 0	NEUTRAL	0- 0	0- 0	0- 0				

RPI S	Opponent	Score	RPI S	Opponent	Score	RPI S	Opponent	Score	RPI S	Opponent	Score	Team's RPI: 182
28	H Pacific	70 71	52	H Washington	75 77	124	H Sacred Heart	74 70	148	A Idaho	76 71	
			72	A BYU	62 70	164	H Louisiana Tech	64 47	166	A Utah St.	62 67	
						166	H Utah St.	71 68	175	H Portland St.	72 59	
						201	H Portland	63 61	212	A Denver	69 66	
						220	A Pepperdine	64 70	242	A Colorado St.	55 58	
						246	A UTSA	55 65	254	A New Mexico St.	60 54	
						269	H UC Irvine	60 61	272	A San Jose St.	65 74	
						272	H San Jose St.	72 60	276	A Texas St.	70 58	
						307	H Texas-Arlington	69 53				
LAST 12 Division I GAMES:												
166	A Utah St.	62 67	212	A Denver	69 66							
272	A San Jose St.	65 74	254	A New Mexico St.	60 54							
276	A Texas St.	70 58	272	H San Jose St.	72 60							
246	A UTSA	55 65	166	H Utah St.	71 68							
164	H Louisiana Tech	64 47	148	A Idaho	76 71							
307	H Texas-Arlington	69 53	72	A BYU	62 70							

Non-Div I Games:

Seattle

Average RPI Win: 230	WON-LOST	WINNING	LAST 10	STRENGTH OF	OPP. STRENGTH	TEAM	ADJ.	CONF.	ADJ CONF.
Average RPI Loss: 94	RECORD	PCT. RANK	GAMES	SCHEDULE	OF SCHEDULE	RPI	RPI	RPI	RPI
DIV. I ONLY	8- 13	230	4- 6	126	107	233	233	3	3
DIV. I NON-CONF.	5- 8	221	2- 2	199	271	271	271	3	3
TOTALS	RPI 1-25	RPI 26-50	W-L RECORDS	RPI 51-100	RPI 101-150	RPI 150+			
8- 13	0- 1	1- 3	OVERALL	0- 4	0- 2	7- 3			
7- 5	0- 1	1- 0	HOME	0- 2	0- 1	6- 1			
1- 6	0- 0	0- 3	AWAY	0- 1	0- 1	1- 1			
0- 2	0- 0	0- 0	NEUTRAL	0- 1	0- 0	0- 1			
5- 8	0- 1	0- 1	NON-CONFERENCE	0- 1	0- 2	5- 3			
5- 3	0- 1	0- 0	HOME	0- 0	0- 1	5- 1			
0- 3	0- 0	0- 1	AWAY	0- 0	0- 1	0- 1			
0- 2	0- 0	0- 0	NEUTRAL	0- 1	0- 0	0- 1			
3- 5	0- 0	1- 2	CONFERENCE	0- 3	0- 0	2- 0			
2- 2	0- 0	1- 0	HOME	0- 2	0- 0	1- 0			
1- 3	0- 0	0- 2	AWAY	0- 1	0- 0	1- 0			
0- 0	0- 0	0- 0	NEUTRAL	0- 0	0- 0	0- 0			

RPI 1-25				RPI 26-50				RPI 51-100				RPI 101+ Team's RPI: 233			
RPI	S	Opponent	Score	RPI	S	Opponent	Score	RPI	S	Opponent	Score	RPI	S	Opponent	Score
10	H	South Carolina	42 55	36	A	Syracuse	34 65	57	A	St. John's (NY)	46 72	107	A	Temple	38 54
				38	A	Georgetown	50 70	60	H	Marquette	53 56	128	H	Memphis	58 65
				39	A	Michigan	29 72	62	H	South Fla.	52 74	153	A	Wake Forest	63 64
				48	H	Rutgers	45 42	67	N	Wyoming	45 55	169	A	Cincinnati	64 56
												195	H	Pittsburgh	69 56
												208	H	Lafayette	60 54
												221	N	South Dakota	55 71
												238	H	Mt. St. Mary's	64 74
												266	H	Siena	57 48
												289	H	NJIT	69 66
												320	H	Wofford	57 53
												345	H	New Orleans	82 35
LAST 12 Division I GAMES:															
				36	A	Syracuse	34 65	169	A	Cincinnati	64 56				
				48	H	Rutgers	45 42	195	H	Pittsburgh	69 56				
				62	H	South Fla.	52 74	320	H	Wofford	57 53				
				38	A	Georgetown	50 70	128	H	Memphis	58 65				
				60	H	Marquette	53 56	345	H	New Orleans	82 35				
				57	A	St. John's (NY)	46 72	238	H	Mt. St. Mary's	64 74				

Non-Div I Games:

Seton Hall

Average RPI Win: 275	WON-LOST	WINNING	LAST 10	STRENGTH OF	OPP. STRENGTH	TEAM	ADJ.	CONF.	ADJ CONF.
Average RPI Loss: 167	RECORD	PCT. RANK	GAMES	SCHEDULE	OF SCHEDULE	RPI	RPI	RPI	RPI
DIV. I ONLY	8- 13	230	4- 6	281	254	266	266	26	26
DIV. I NON-CONF.	4- 7	229	1- 1	263	253	259	259	22	22
TOTALS	RPI 1-25	RPI 26-50	W-L RECORDS	RPI 51-100	RPI 101-150	RPI 150+			
8- 13	0- 1	0- 1	OVERALL	0- 1	0- 1	8- 9			
5- 4	0- 1	0- 0	HOME	0- 1	0- 0	5- 2			
3- 9	0- 0	0- 1	AWAY	0- 0	0- 1	3- 7			
0- 0	0- 0	0- 0	NEUTRAL	0- 0	0- 0	0- 0			
4- 7	0- 1	0- 0	NON-CONFERENCE	0- 1	0- 1	4- 4			
2- 3	0- 1	0- 0	HOME	0- 1	0- 0	2- 1			
2- 4	0- 0	0- 0	AWAY	0- 0	0- 1	2- 3			
0- 0	0- 0	0- 0	NEUTRAL	0- 0	0- 0	0- 0			
4- 6	0- 0	0- 1	CONFERENCE	0- 0	0- 0	4- 5			
3- 1	0- 0	0- 0	HOME	0- 0	0- 0	3- 1			
1- 5	0- 0	0- 1	AWAY	0- 0	0- 0	1- 4			
0- 0	0- 0	0- 0	NEUTRAL	0- 0	0- 0	0- 0			

RPI 1-25				RPI 26-50				RPI 51-100				RPI 101+ Team's RPI: 266			
RPI	S	Opponent	Score	RPI	S	Opponent	Score	RPI	S	Opponent	Score	RPI	S	Opponent	Score
20	H	Dayton	53 91	49	A	Marist	64 75	94	H	Albany (NY)	48 65	124	A	Sacred Heart	60 61
												154	H	N.C. A&T	47 49
												159	A	Fairfield	43 50
												159	H	Fairfield	59 66
												177	H	Iona	70 54
												195	A	Pittsburgh	50 75
												214	A	Loyola Maryland	37 53
												214	H	Loyola Maryland	62 52
												233	A	Seton Hall	48 57
												234	H	Fairleigh Dickinson	76 56
												240	A	Niagara	62 70
												245	A	Canisius	62 65
												284	A	Massachusetts	57 51
												290	A	Rhode Island	39 47
												305	A	Binghamton	62 44
												318	H	Manhattan	62 55
												333	A	Saint Peter's	75 60
												334	H	Maine	53 50
LAST 12 Division I GAMES:															
214	A	Loyola Maryland	37 53	318	H	Manhattan	62 55								
177	H	Iona	70 54	159	H	Fairfield	59 66								
49	A	Marist	64 75	240	A	Niagara	62 70								
159	A	Fairfield	43 50	245	A	Canisius	62 65								
214	H	Loyola Maryland	62 52	124	A	Sacred Heart	60 61								
333	A	Saint Peter's	75 60	284	A	Massachusetts	57 51								

Non-Div I Games:

Siena

■ Loss,
 ■ Non-Conf,
 ■ S Site,
 ■ H Home
 ■ A Away
 N Neutral

Average RPI Win:	201	WON-LOST	WINNING	LAST 10	STRENGTH OF	OPP. STRENGTH	TEAM	ADJ.	CONF.	ADJ CONF.
Average RPI Loss:	129	RECORD	PCT. RANK	GAMES	SCHEDULE	OF SCHEDULE	RPI	RPI	RPI	RPI
DIV. I ONLY	11- 10	152	5- 5	170	166	144	144	12	12	
DIV. I NON-CONF.	6- 2	55	0- 1	266	276	96	96	13	13	
TOTALS	RPI 1-25	RPI 26-50	W-L RECORDS	RPI 51-100	RPI 101-150	RPI 150+				
11- 10	0- 0	0- 1	OVERALL	1- 2	2- 3	8- 4				
6- 3	0- 0	0- 1	HOME	1- 1	1- 1	4- 0				
4- 7	0- 0	0- 0	AWAY	0- 1	0- 2	4- 4				
1- 0	0- 0	0- 0	NEUTRAL	0- 0	1- 0	0- 0				
6- 2	0- 0	0- 0	NON-CONFERENCE	0- 0	2- 1	4- 1				
3- 0	0- 0	0- 0	HOME	0- 0	1- 0	2- 0				
2- 2	0- 0	0- 0	AWAY	0- 0	0- 1	2- 1				
1- 0	0- 0	0- 0	NEUTRAL	0- 0	1- 0	0- 0				
5- 8	0- 0	0- 1	CONFERENCE	1- 2	0- 2	4- 3				
3- 3	0- 0	0- 1	HOME	1- 1	0- 1	2- 0				
2- 5	0- 0	0- 0	AWAY	0- 1	0- 1	2- 3				
0- 0	0- 0	0- 0	NEUTRAL	0- 0	0- 0	0- 0				

RPI S	Opponent	Score	RPI S	Opponent	Score	RPI S	Opponent	Score	RPI S	Opponent	Score	Team's RPI: 144
			41	H Middle Tenn.	39 60	82	H Western Ky.	56 46	110	A Cal St. Northridge	40 47	
						100	A UALR	34 65	112	N Detroit	59 56	
						100	H UALR	40 49	125	A FIU	49 63	
									125	H FIU	46 50	
									126	H Sam Houston St.	71 61	
									155	A Arkansas St.	61 72	
									155	H Arkansas St.	53 47	
									160	A UCF	54 55	
									163	A North Texas	47 67	
									185	H Southern Miss.	69 67	
									206	A Fla. Atlantic	56 67	
									224	H Tennessee St.	59 43	
									229	A La.-Monroe	55 45	
									229	H La.-Monroe	61 51	
									259	A Southern U.	63 41	
									267	A La.-Lafayette	53 43	
									344	A Houston Baptist	83 53	
LAST 12 Division I GAMES:												
100	A	UALR	34	65	267	A	La.-Lafayette	53	43			
155	A	Arkansas St.	61	72	41	H	Middle Tenn.	39	60			
125	H	FIU	46	50	229	A	La.-Monroe	55	45			
82	H	Western Ky.	56	46	155	H	Arkansas St.	53	47			
229	H	La.-Monroe	61	51	100	H	UALR	40	49			
163	A	North Texas	47	67	160	A	UCF	54	55			

Non-Div I Games: Spring Hill 86 52

South Ala.

South Carolina

Through Games Of Sunday, February 3, 2013

Average RPI Win:	131	WON-LOST	WINNING	LAST 10	STRENGTH OF	OPP. STRENGTH	TEAM	ADJ.	CONF.	ADJ CONF.
Average RPI Loss:	8	RECORD	PCT. RANK	GAMES	SCHEDULE	OF SCHEDULE	RPI	RPI	RPI	RPI
DIV. I ONLY	19- 3	12	8- 2	14	45	10	10	4	4	
DIV. I NON-CONF.	12- 1	4	2- 1	75	87	20	20	6	6	
TOTALS	RPI 1-25	RPI 26-50	W-L RECORDS	RPI 51-100	RPI 101-150	RPI 150+				
19- 3	1- 3	2- 0	OVERALL	7- 0	1- 0	8- 0				
11- 2	1- 2	1- 0	HOME	3- 0	1- 0	5- 0				
5- 1	0- 1	0- 0	AWAY	2- 0	0- 0	3- 0				
3- 0	0- 0	1- 0	NEUTRAL	2- 0	0- 0	0- 0				
12- 1	0- 1	1- 0	NON-CONFERENCE	3- 0	1- 0	7- 0				
7- 1	0- 1	0- 0	HOME	1- 0	1- 0	5- 0				
2- 0	0- 0	0- 0	AWAY	0- 0	0- 0	2- 0				
3- 0	0- 0	1- 0	NEUTRAL	2- 0	0- 0	0- 0				
7- 2	1- 2	1- 0	CONFERENCE	4- 0	0- 0	1- 0				
4- 1	1- 1	1- 0	HOME	2- 0	0- 0	0- 0				
3- 1	0- 1	0- 0	AWAY	2- 0	0- 0	1- 0				
0- 0	0- 0	0- 0	NEUTRAL	0- 0	0- 0	0- 0				

RPI	S	Opponent	Score	RPI	S	Opponent	Score	RPI	S	Opponent	Score	RPI	S	Opponent	Score
3	H	Stanford	49 53	30	N	DePaul	55 46	53	H	LSU	66 59	143	H	South Carolina St.	65 45
6	H	Tennessee	53 73	34	H	Vanderbilt	64 48	65	A	Florida	52 44	152	H	Clemson	64 43
12	H	Kentucky	55 50					66	N	FGCU	65 46	162	H	Elon	77 44
16	A	Georgia	40 42					76	A	Arkansas	43 40	164	A	Louisiana Tech	82 58
								79	H	Drexel	58 55	210	A	Mississippi St.	60 46
								84	N	Hampton	45 34	218	H	Furman	69 35
								88	H	Auburn	59 51	233	A	Seton Hall	55 42
												304	H	Savannah St.	78 47
												317	H	Western Caro.	66 44
LAST 12 Division I GAMES:															
88	H	Auburn	59 51	34	H	Vanderbilt	64 48								
76	A	Arkansas	43 40	210	A	Mississippi St.	60 46								
12	H	Kentucky	55 50	6	H	Tennessee	53 73								
65	A	Florida	52 44	317	H	Western Caro.	66 44								
53	H	LSU	66 59	143	H	South Carolina St.	65 45								
16	A	Georgia	40 42	3	H	Stanford	49 53								

Non-Div I Games:

South Carolina

Loss, Non-Conf, S Site, H Home A Away N Neutral

South Carolina St.

Through Games Of Sunday, February 3, 2013

Average RPI Win:	269	WON-LOST	WINNING	LAST 10	STRENGTH OF	OPP. STRENGTH	TEAM	ADJ.	CONF.	ADJ CONF.
Average RPI Loss:	135	RECORD	PCT. RANK	GAMES	SCHEDULE	OF SCHEDULE	RPI	RPI	RPI	RPI
DIV. I ONLY	10- 6	97	6- 4	231	291	143	143	30	30	
DIV. I NON-CONF.	6- 3	84	4- 2	106	214	54	54	30	30	
TOTALS	RPI 1-25	RPI 26-50	W-L RECORDS	RPI 51-100	RPI 101-150	RPI 150+				
10- 6	0- 2	0- 0	OVERALL	0- 1	1- 1	9- 2				
6- 2	0- 0	0- 0	HOME	0- 1	1- 0	5- 1				
4- 4	0- 2	0- 0	AWAY	0- 0	0- 1	4- 1				
0- 0	0- 0	0- 0	NEUTRAL	0- 0	0- 0	0- 0				
6- 3	0- 2	0- 0	NON-CONFERENCE	0- 0	1- 1	5- 0				
3- 0	0- 0	0- 0	HOME	0- 0	1- 0	2- 0				
3- 3	0- 2	0- 0	AWAY	0- 0	0- 1	3- 0				
0- 0	0- 0	0- 0	NEUTRAL	0- 0	0- 0	0- 0				
4- 3	0- 0	0- 0	CONFERENCE	0- 1	0- 0	4- 2				
3- 2	0- 0	0- 0	HOME	0- 1	0- 0	3- 1				
1- 1	0- 0	0- 0	AWAY	0- 0	0- 0	1- 1				
0- 0	0- 0	0- 0	NEUTRAL	0- 0	0- 0	0- 0				

RPI 1-25				RPI 26-50				RPI 51-100				RPI 101+ Team's RPI: 143			
RPI	S	Opponent	Score	RPI	S	Opponent	Score	RPI	S	Opponent	Score	RPI	S	Opponent	Score
10	A	South Carolina	45 65					84	H	Hampton	46 59	136	A	Old Dominion	63 79
16	A	Georgia	46 62									150	H	Winthrop	62 52
												152	A	Clemson	67 55
												189	A	Presbyterian	60 55
												279	H	Florida A&M	56 61
												282	A	Coppin St.	56 69
												297	H	Coastal Caro.	78 55
												304	H	Savannah St.	75 54
												308	A	Morgan St.	83 74
												309	H	Jacksonville	68 45
												314	H	Bethune-Cookman	58 39
												332	A	Charleston So.	73 57
												338	H	Norfolk St.	62 59
LAST 12 Division I GAMES:															
304	H	Savannah St.	75 54	136	A	Old Dominion	63 79	10	A	South Carolina	45 65				
279	H	Florida A&M	56 61	297	H	Coastal Caro.	78 55	332	A	Charleston So.	73 57				
314	H	Bethune-Cookman	58 39	152	A	Clemson	67 55	338	H	Norfolk St.	62 59				
282	A	Coppin St.	56 69												
308	A	Morgan St.	83 74												
150	H	Winthrop	62 52												

Non-Div I Games: Southern Wesleyan 94 46 Claflin 77 42

South Carolina St.

Loss, Non-Conf, S Site, H Home A Away N Neutral

Average RPI Win:	252	WON-LOST	WINNING	LAST 10	STRENGTH OF	OPP. STRENGTH	TEAM	ADJ.	CONF.	ADJ CONF.
Average RPI Loss:	159	RECORD	PCT. RANK	GAMES	SCHEDULE	OF SCHEDULE	RPI	RPI	RPI	RPI
DIV. I ONLY	9- 12	206	6- 4	228	199	221	221	20	20	
DIV. I NON-CONF.	4- 8	242	1- 2	221	224	248	248	21	21	
TOTALS	RPI 1-25	RPI 26-50	W-L RECORDS	RPI 51-100	RPI 101-150	RPI 150+				
9- 12	0- 0	0- 1	OVERALL	0- 3	1- 1	8- 7				
4- 4	0- 0	0- 1	HOME	0- 1	0- 0	4- 2				
4- 8	0- 0	0- 0	AWAY	0- 2	1- 1	3- 5				
1- 0	0- 0	0- 0	NEUTRAL	0- 0	0- 0	1- 0				
4- 8	0- 0	0- 1	NON-CONFERENCE	0- 1	0- 1	4- 5				
2- 2	0- 0	0- 1	HOME	0- 0	0- 0	2- 1				
1- 6	0- 0	0- 0	AWAY	0- 1	0- 1	1- 4				
1- 0	0- 0	0- 0	NEUTRAL	0- 0	0- 0	1- 0				
5- 4	0- 0	0- 0	CONFERENCE	0- 2	1- 0	4- 2				
2- 2	0- 0	0- 0	HOME	0- 1	0- 0	2- 1				
3- 2	0- 0	0- 0	AWAY	0- 1	1- 0	2- 1				
0- 0	0- 0	0- 0	NEUTRAL	0- 0	0- 0	0- 0				

RPI S	Opponent	Score	RPI S	Opponent	Score	RPI S	Opponent	Score	RPI S	Opponent	Score	Team's RPI: 221
29	H Creighton	49 53	59	A Kansas St.	54 68	129	A UNI	50 63				
			70	A South Dakota St.	60 72	142	A IUPUI	76 56				
			70	H South Dakota St.	55 63	156	H Idaho St.	45 69				
						166	A Utah St.	69 70				
						215	A Cleveland St.	46 60				
						220	A Pepperdine	54 70				
						233	N Seton Hall	71 55				
						243	H Neb. Omaha	62 57				
						251	A Western Ill.	63 60				
						258	A North Dakota St.	73 52				
						258	H North Dakota St.	50 57				
						260	A Boise St.	50 52				
						263	H Oakland	64 49				
						277	A UMKC	56 60				
						280	H IPFW	82 51				
						281	A Drake	74 69				
						313	H Utah Valley	72 48				
LAST 12 Division I GAMES:												
258	H North Dakota St.	50 57	277	A UMKC	56 60							
70	H South Dakota St.	55 63	70	A South Dakota St.	60 72							
142	A IUPUI	76 56	258	A North Dakota St.	73 52							
251	A Western Ill.	63 60	243	H Neb. Omaha	62 57							
263	H Oakland	64 49	260	A Boise St.	50 52							
280	H IPFW	82 51	166	A Utah St.	69 70							

Non-Div I Games: Dakota St. 90 35 Peru St. 93 37

South Dakota

Average RPI Win:	201	WON-LOST	WINNING	LAST 10	STRENGTH OF	OPP. STRENGTH	TEAM	ADJ.	CONF.	ADJ CONF.
Average RPI Loss:	51	RECORD	PCT. RANK	GAMES	SCHEDULE	OF SCHEDULE	RPI	RPI	RPI	RPI
DIV. I ONLY	17- 6	51	9- 1	132	89	70	70	20	20	
DIV. I NON-CONF.	9- 5	97	3- 0	47	13	50	50	21	21	
TOTALS	RPI 1-25	RPI 26-50	W-L RECORDS	RPI 51-100	RPI 101-150	RPI 150+				
17- 6	0- 2	3- 1	OVERALL	0- 2	2- 1	12- 0				
8- 3	0- 0	2- 1	HOME	0- 1	0- 1	6- 0				
8- 2	0- 1	1- 0	AWAY	0- 1	1- 0	6- 0				
1- 1	0- 1	0- 0	NEUTRAL	0- 0	1- 0	0- 0				
9- 5	0- 2	3- 1	NON-CONFERENCE	0- 2	2- 0	4- 0				
4- 2	0- 0	2- 1	HOME	0- 1	0- 0	2- 0				
4- 2	0- 1	1- 0	AWAY	0- 1	1- 0	2- 0				
1- 1	0- 1	0- 0	NEUTRAL	0- 0	1- 0	0- 0				
8- 1	0- 0	0- 0	CONFERENCE	0- 0	0- 1	8- 0				
4- 1	0- 0	0- 0	HOME	0- 0	0- 1	4- 0				
4- 0	0- 0	0- 0	AWAY	0- 0	0- 0	4- 0				
0- 0	0- 0	0- 0	NEUTRAL	0- 0	0- 0	0- 0				

RPI 1-25				RPI 26-50				RPI 51-100 Team's RPI: 70				RPI 101+			
RPI	S	Opponent	Score	RPI	S	Opponent	Score	RPI	S	Opponent	Score	RPI	S	Opponent	Score
7	A	Penn St.	50 60	26	H	Nebraska	60 55	54	A	Central Mich.	62 88	122	N	Washington St.	65 56
14	N	Villanova	47 71	29	H	Creighton	54 63	60	H	Marquette	74 77	129	A	UNI	61 49
				38	A	Georgetown	64 58					142	H	IUPUI	56 57
				41	H	Middle Tenn.	63 56					221	A	South Dakota	63 55
												221	H	South Dakota	72 60
												222	H	Eastern Mich.	66 65
												243	A	Neb. Omaha	74 64
												251	H	Western Ill.	86 51
												257	H	Delaware St.	72 57
												258	H	North Dakota St.	76 57
												263	A	Oakland	64 43
												277	A	UMKC	62 61
												277	H	UMKC	82 47
												280	A	IPFW	66 64
												288	A	Northern Ill.	59 58
LAST 12 Division I GAMES:															
277	A	UMKC	62 61	263	A	Oakland	64 43								
221	A	South Dakota	63 55	221	H	South Dakota	72 60								
243	A	Neb. Omaha	74 64	277	H	UMKC	82 47								
142	H	IUPUI	56 57	258	H	North Dakota St.	76 57								
251	H	Western Ill.	86 51	38	A	Georgetown	64 58								
280	A	IPFW	66 64	257	H	Delaware St.	72 57								

Non-Div I Games:

South Dakota St.

■ Loss,
 ■ Non-Conf, S Site,
 ■ Home
 ■ Away
 N Neutral

Average RPI Win: 197		WON-LOST	WINNING	LAST 10	STRENGTH OF	OPP. STRENGTH	TEAM	ADJ.	CONF.	ADJ CONF.
Average RPI Loss: 21		RECORD	PCT. RANK	GAMES	SCHEDULE	OF SCHEDULE	RPI	RPI	RPI	RPI
DIV. I ONLY		15- 6	58	6- 4	83	72	62	62	3	3
DIV. I NON-CONF.		11- 2	23	3- 1	185	179	70	70	3	3
TOTALS	RPI 1-25	RPI 26-50		W-L RECORDS		RPI 51-100	RPI 101-150	RPI 150+		
15- 6	0- 3	0- 3		OVERALL		2- 0	2- 0	11- 0		
9- 3	0- 2	0- 1		HOME		2- 0	2- 0	5- 0		
5- 2	0- 0	0- 0		AWAY		0- 0	0- 0	5- 0		
1- 1	0- 0	0- 1		NEUTRAL		0- 0	0- 0	1- 0		
11- 2	0- 0	0- 2		NON-CONFERENCE		1- 0	2- 0	8- 0		
7- 1	0- 0	0- 1		HOME		1- 0	2- 0	4- 0		
3- 0	0- 0	0- 0		AWAY		0- 0	0- 0	3- 0		
1- 1	0- 0	0- 1		NEUTRAL		0- 0	0- 0	1- 0		
4- 4	0- 3	0- 1		CONFERENCE		1- 0	0- 0	3- 0		
2- 2	0- 2	0- 0		HOME		1- 0	0- 0	1- 0		
2- 2	0- 1	0- 1		AWAY		0- 0	0- 0	2- 0		
0- 0	0- 0	0- 0		NEUTRAL		0- 0	0- 0	0- 0		

RPI 1-25					
RPI	S	Opponent	Score		
4	H	Notre Dame	71	75	
14	A	Villanova	49	52	
23	H	Louisville	75	78	

RPI 26-50					
RPI	S	Opponent	Score		
26	H	Nebraska	52	62	
29	N	Creighton	74	91	
30	A	DePaul	75	91	

Team's RPI: 62					
RPI	S	Opponent	Score		
60	H	Marquette	58	48	
66	H	FGCU	67	46	

RPI 101+					
RPI	S	Opponent	Score		
106	H	Stetson	70	48	
112	H	Detroit	74	60	
152	A	Clemson	75	73	
169	H	Cincinnati	77	44	
190	H	Bradley	60	50	
195	A	Pittsburgh	78	60	
223	H	North Dakota	85	58	
233	A	Seton Hall	74	52	
247	H	North Florida	66	44	
270	N	Nevada	71	46	
279	H	Florida A&M	100	75	
309	A	Jacksonville	92	52	
340	A	UNC Asheville	77	29	

LAST 12 Division I GAMES:

195	A	Pittsburgh	78	60	
23	H	Louisville	75	78	
60	H	Marquette	58	48	
233	A	Seton Hall	74	52	
14	A	Villanova	49	52	
169	H	Cincinnati	77	44	

30	A	DePaul	75	91	
4	H	Notre Dame	71	75	
112	H	Detroit	74	60	
279	H	Florida A&M	100	75	
29	N	Creighton	74	91	
270	N	Nevada	71	46	

Non-Div I Games:

South Fla.

■ Loss, ■ Non-Conf, S Site, H Home A Away N Neutral

Average RPI Win: 227	WON-LOST	WINNING	LAST 10	STRENGTH OF	OPP. STRENGTH	TEAM	ADJ.	CONF.	ADJ CONF.
Average RPI Loss: 174	RECORD	PCT. RANK	GAMES	SCHEDULE	OF SCHEDULE	RPI	RPI	RPI	RPI
DIV. I ONLY	8- 14	246	3- 7	219	219	262	262	27	27
DIV. I NON-CONF.	6- 7	182	1- 2	231	177	200	200	27	27
TOTALS	RPI 1-25	RPI 26-50	W-L RECORDS	RPI 51-100	RPI 101-150	RPI 150+			
8- 14	0- 0	0- 1	OVERALL	0- 2	1- 3	7- 8			
6- 4	0- 0	0- 0	HOME	0- 0	1- 2	5- 2			
1- 10	0- 0	0- 1	AWAY	0- 2	0- 1	1- 6			
1- 0	0- 0	0- 0	NEUTRAL	0- 0	0- 0	1- 0			
6- 7	0- 0	0- 1	NON-CONFERENCE	0- 2	1- 1	5- 3			
4- 1	0- 0	0- 0	HOME	0- 0	1- 1	3- 0			
1- 6	0- 0	0- 1	AWAY	0- 2	0- 0	1- 3			
1- 0	0- 0	0- 0	NEUTRAL	0- 0	0- 0	1- 0			
2- 7	0- 0	0- 0	CONFERENCE	0- 0	0- 2	2- 5			
2- 3	0- 0	0- 0	HOME	0- 0	0- 1	2- 2			
0- 4	0- 0	0- 0	AWAY	0- 0	0- 1	0- 3			
0- 0	0- 0	0- 0	NEUTRAL	0- 0	0- 0	0- 0			

RPI S	Opponent	Score	RPI S	Opponent	Score	RPI S	Opponent	Score	RPI S	Opponent	Score	Team's RPI: 262
			33 A	Kansas	58 68	75 A	Missouri	51 80	117 H	Missouri St.	55 69	
						82 A	Western Ky.	46 60	133 A	Eastern Ill.	62 82	
									145 H	Wright St.	78 66	
									149 H	UT Martin	71 82	
									155 A	Arkansas St.	52 51	
									168 H	Saint Louis	59 52	
									175 H	Eastern Ky.	49 53	
									186 A	Belmont	58 71	
									191 A	Houston	44 61	
									192 H	Murray St.	70 58	
									205 A	SIU Edwardsville	65 78	
									224 A	Tennessee St.	58 68	
									251 H	Western Ill.	56 47	
									277 A	UMKC	64 69	
									285 H	Ill.-Chicago	67 52	
									292 H	Morehead St.	64 70	
									301 A	Southern Ill.	57 58	
									303 H	Austin Peay	71 57	
									315 N	Tex.-Pan American	55 54	
LAST 12 Division I GAMES:												
175 H	Eastern Ky.	49 53	168 H	Saint Louis	59 52							
205 A	SIU Edwardsville	65 78	192 H	Murray St.	70 58							
133 A	Eastern Ill.	62 82	303 H	Austin Peay	71 57							
292 H	Morehead St.	64 70	186 A	Belmont	58 71							
149 H	UT Martin	71 82	117 H	Missouri St.	55 69							
224 A	Tennessee St.	58 68	82 A	Western Ky.	46 60							

Non-Div I Games:

Southeast Mo. St.

■ Loss,
 ■ Non-Conf,
 ■ S Site,
 ■ Home
 ■ A Away
 N Neutral

Average RPI Win:	313	WON-LOST	WINNING	LAST 10	STRENGTH OF	OPP. STRENGTH	TEAM	ADJ.	CONF.	ADJ CONF.
Average RPI Loss:	176	RECORD	PCT. RANK	GAMES	SCHEDULE	OF SCHEDULE	RPI	RPI	RPI	RPI
DIV. I ONLY	7- 12	241	2- 8	330	333	291	291	21	21	
DIV. I NON-CONF.	5- 4	141	1- 1	339	336	219	219	20	20	
TOTALS	RPI 1-25	RPI 26-50	W-L RECORDS	RPI 51-100	RPI 101-150	RPI 150+				
7- 12	0- 1	0- 0	OVERALL	0- 0	0- 5	7- 6				
2- 4	0- 0	0- 0	HOME	0- 0	0- 2	2- 2				
5- 8	0- 1	0- 0	AWAY	0- 0	0- 3	5- 4				
0- 0	0- 0	0- 0	NEUTRAL	0- 0	0- 0	0- 0				
5- 4	0- 1	0- 0	NON-CONFERENCE	0- 0	0- 1	5- 2				
1- 0	0- 0	0- 0	HOME	0- 0	0- 0	1- 0				
4- 4	0- 1	0- 0	AWAY	0- 0	0- 1	4- 2				
0- 0	0- 0	0- 0	NEUTRAL	0- 0	0- 0	0- 0				
2- 8	0- 0	0- 0	CONFERENCE	0- 0	0- 4	2- 4				
1- 4	0- 0	0- 0	HOME	0- 0	0- 2	1- 2				
1- 4	0- 0	0- 0	AWAY	0- 0	0- 2	1- 2				
0- 0	0- 0	0- 0	NEUTRAL	0- 0	0- 0	0- 0				

RPI 1-25				RPI 26-50				RPI 51-100				RPI 101+ Team's RPI: 291			
RPI	S	Opponent	Score	RPI	S	Opponent	Score	RPI	S	Opponent	Score	RPI	S	Opponent	Score
1	A	Baylor	41 106									118	A	Alabama	62 97
												126	H	Sam Houston St.	53 58
												131	A	Lamar	49 58
												141	A	Oral Roberts	48 90
												141	H	Oral Roberts	62 81
												193	H	Nicholls St.	65 71
												227	A	Stephen F. Austin	38 80
												230	A	Central Ark.	70 64
												230	H	Central Ark.	60 76
												255	A	Ole Miss	85 95
												259	A	Southern U.	56 59
												279	A	Florida A&M	62 59
												293	A	Northwestern St.	55 64
												316	A	Jackson St.	66 54
												336	H	A&M-Corpus Christi	66 54
												337	A	Alcorn	59 54
												345	A	New Orleans	76 64
												345	H	New Orleans	69 67
LAST 12 Division I GAMES:															
141	A	Oral Roberts	48 90	193	H	Nicholls St.	65 71								
230	A	Central Ark.	70 64	131	A	Lamar	49 58								
336	H	A&M-Corpus Christi	66 54	230	H	Central Ark.	60 76								
126	H	Sam Houston St.	53 58	141	H	Oral Roberts	62 81								
293	A	Northwestern St.	55 64	1	A	Baylor	41 106								
227	A	Stephen F. Austin	38 80	337	A	Alcorn	59 54								

Non-Div I Games: Mobile 83 53 William Carey 91 69

Southeastern La.

Southern California

Through Games Of Sunday, February 3, 2013

Average RPI Win:	158	WON-LOST	WINNING	LAST 10	STRENGTH OF	OPP. STRENGTH	TEAM	ADJ.	CONF.	ADJ CONF.
Average RPI Loss:	54	RECORD	PCT. RANK	GAMES	SCHEDULE	OF SCHEDULE	RPI	RPI	RPI	RPI
DIV. I ONLY	8- 13	230	5- 5	29	15	121	121	6	6	
DIV. I NON-CONF.	3- 8	274	0- 2	16	16	165	165	5	5	
TOTALS	RPI 1-25	RPI 26-50	W-L RECORDS	RPI 51-100	RPI 101-150	RPI 150+				
8- 13	0- 5	0- 3	OVERALL	1- 3	2- 1	5- 1				
5- 9	0- 3	0- 3	HOME	1- 1	2- 1	2- 1				
3- 4	0- 2	0- 0	AWAY	0- 2	0- 0	3- 0				
0- 0	0- 0	0- 0	NEUTRAL	0- 0	0- 0	0- 0				
3- 8	0- 2	0- 3	NON-CONFERENCE	0- 2	0- 0	3- 1				
2- 6	0- 2	0- 3	HOME	0- 0	0- 0	2- 1				
1- 2	0- 0	0- 0	AWAY	0- 2	0- 0	1- 0				
0- 0	0- 0	0- 0	NEUTRAL	0- 0	0- 0	0- 0				
5- 5	0- 3	0- 0	CONFERENCE	1- 1	2- 1	2- 0				
3- 3	0- 1	0- 0	HOME	1- 1	2- 1	0- 0				
2- 2	0- 2	0- 0	AWAY	0- 0	0- 0	2- 0				
0- 0	0- 0	0- 0	NEUTRAL	0- 0	0- 0	0- 0				

RPI 1-25				RPI 26-50				RPI 51-100				RPI 101+ Team's RPI: 121			
RPI	S	Opponent	Score	RPI	S	Opponent	Score	RPI	S	Opponent	Score	RPI	S	Opponent	Score
3	A	Stanford	66 75	26	H	Nebraska	65 74	51	A	San Diego St.	46 80	114	H	Arizona St.	53 60
5	A	California	63 71	34	H	Vanderbilt	56 74	52	H	Washington	81 72	122	H	Washington St.	61 59
11	H	Duke	60 75	50	H	Gonzaga	52 63	93	A	Fresno St.	60 65	127	H	Arizona	74 57
13	H	Texas A&M	61 79					97	H	Utah	60 63	155	H	Arkansas St.	72 58
22	H	Colorado	49 65									157	A	UC Santa Barbara	62 51
												180	A	Oregon St.	56 55
												188	H	UC Davis	69 78
												220	H	Pepperdine	65 56
												248	A	Oregon	67 62
LAST 12 Division I GAMES:															
22	H	Colorado	49 65	122	H	Washington St.	61 59								
97	H	Utah	60 63	52	H	Washington	81 72								
127	H	Arizona	74 57	248	A	Oregon	67 62								
114	H	Arizona St.	53 60	180	A	Oregon St.	56 55								
3	A	Stanford	66 75	34	H	Vanderbilt	56 74								
5	A	California	63 71	11	H	Duke	60 75								

Non-Div I Games:

Southern California

■ Loss,
 ■ Non-Conf,
 ■ S Site,
 ■ H Home
 ■ A Away
 N Neutral

Average RPI Win:	272	WON-LOST	WINNING	LAST 10	STRENGTH OF	OPP. STRENGTH	TEAM	ADJ.	CONF.	ADJ CONF.
Average RPI Loss:	167	RECORD	PCT. RANK	GAMES	SCHEDULE	OF SCHEDULE	RPI	RPI	RPI	RPI
DIV. I ONLY	4- 16	314	2- 8	203	207	301	301	10	10	
DIV. I NON-CONF.	3- 8	274	2- 1	280	327	304	304	9	9	
TOTALS	RPI 1-25	RPI 26-50	W-L RECORDS	RPI 51-100	RPI 101-150	RPI 150+				
4- 16	0- 0	0- 1	OVERALL	0- 3	0- 3	4- 9				
2- 6	0- 0	0- 1	HOME	0- 1	0- 1	2- 3				
2- 8	0- 0	0- 0	AWAY	0- 2	0- 2	2- 4				
0- 2	0- 0	0- 0	NEUTRAL	0- 0	0- 0	0- 2				
3- 8	0- 0	0- 0	NON-CONFERENCE	0- 1	0- 0	3- 7				
1- 3	0- 0	0- 0	HOME	0- 0	0- 0	1- 3				
2- 3	0- 0	0- 0	AWAY	0- 1	0- 0	2- 2				
0- 2	0- 0	0- 0	NEUTRAL	0- 0	0- 0	0- 2				
1- 8	0- 0	0- 1	CONFERENCE	0- 2	0- 3	1- 2				
1- 3	0- 0	0- 1	HOME	0- 1	0- 1	1- 0				
0- 5	0- 0	0- 0	AWAY	0- 1	0- 2	0- 2				
0- 0	0- 0	0- 0	NEUTRAL	0- 0	0- 0	0- 0				

RPI S	Opponent	Score	RPI S	Opponent	Score	RPI S	Opponent	Score	RPI S	Opponent	Score	Team's RPI: 301
29	H Creighton	60 81	68	H Wichita St.	59 72	117	H Missouri St.	72 79				
			75	A Missouri	47 110	129	A UNI	59 76				
			92	A Illinois St.	41 89	138	A Indiana St.	57 72				
						173	A Evansville	65 71				
						190	A Bradley	48 90				
						192	A Murray St.	55 67				
						205	A SIU Edwardsville	68 63				
						206	N Fla. Atlantic	81 85				
						226	N Radford	62 85				
						230	H Central Ark.	46 59				
						249	H Marshall	66 70				
						262	H Southeast Mo. St.	58 57				
						275	A Loyola Chicago	73 82				
						280	H IPFW	65 78				
						281	H Drake	77 70				
						339	A Chicago St.	69 66				
LAST 12 Division I GAMES:												
190	A Bradley	48 90	173	A Evansville	65 71							
129	A UNI	59 76	281	H Drake	77 70							
117	H Missouri St.	72 79	29	H Creighton	60 81							
68	H Wichita St.	59 72	339	A Chicago St.	69 66							
92	A Illinois St.	41 89	205	A SIU Edwardsville	68 63							
138	A Indiana St.	57 72	75	A Missouri	47 110							

Non-Div I Games:

Southern Ill.

■ Loss,
 ■ Non-Conf,
 ■ S Site,
 ■ H Home
 ■ A Away
 N Neutral

Average RPI Win:	220	WON-LOST	WINNING	LAST 10	STRENGTH OF	OPP. STRENGTH	TEAM	ADJ.	CONF.	ADJ CONF.
Average RPI Loss:	142	RECORD	PCT. RANK	GAMES	SCHEDULE	OF SCHEDULE	RPI	RPI	RPI	RPI
DIV. I ONLY	10- 9	147	5- 4	232	154	185	185	9	9	
DIV. I NON-CONF.	6- 5	146	2- 1	282	274	198	198	10	10	
TOTALS	RPI 1-25	RPI 26-50	W-L RECORDS	RPI 51-100	RPI 101-150	RPI 150+				
10- 9	0- 0	0- 0	OVERALL	0- 3	2- 3	8- 3				
6- 3	0- 0	0- 0	HOME	0- 2	2- 0	4- 1				
4- 6	0- 0	0- 0	AWAY	0- 1	0- 3	4- 2				
0- 0	0- 0	0- 0	NEUTRAL	0- 0	0- 0	0- 0				
6- 5	0- 0	0- 0	NON-CONFERENCE	0- 2	1- 2	5- 1				
4- 1	0- 0	0- 0	HOME	0- 1	1- 0	3- 0				
2- 4	0- 0	0- 0	AWAY	0- 1	0- 2	2- 1				
0- 0	0- 0	0- 0	NEUTRAL	0- 0	0- 0	0- 0				
4- 4	0- 0	0- 0	CONFERENCE	0- 1	1- 1	3- 2				
2- 2	0- 0	0- 0	HOME	0- 1	1- 0	1- 1				
2- 2	0- 0	0- 0	AWAY	0- 0	0- 1	2- 1				
0- 0	0- 0	0- 0	NEUTRAL	0- 0	0- 0	0- 0				

RPI 1-25				RPI 26-50				RPI 51-100				RPI 101+				Team's RPI: 185	
RPI	S	Opponent	Score	RPI	S	Opponent	Score	RPI	S	Opponent	Score	RPI	S	Opponent	Score		
								56	H	SMU	69	79	116	H	Rice	76	57
								84	H	Hampton	41	78	128	A	Memphis	57	63
								100	A	UALR	45	64	144	A	South Ala.	67	69
													147	H	McNeese St.	68	59
													149	A	UT Martin	80	87
													160	A	UCF	62	57
													161	A	UAB	54	51
													191	A	Houston	70	81
													196	H	Tulsa	56	78
													210	H	Mississippi St.	61	59
													229	A	La.-Monroe	55	73
													230	H	Central Ark.	53	44
													249	H	Marshall	48	46
													279	A	Florida A&M	88	71
													304	H	Savannah St.	51	38
													345	A	New Orleans	69	59
LAST 12 Division I GAMES:																	
				196	H	Tulsa	56	78	128	A	Memphis	57	63				
				161	A	UAB	54	51	249	H	Marshall	48	46				
				116	H	Rice	76	57	345	A	New Orleans	69	59				
				191	A	Houston	70	81	230	H	Central Ark.	53	44				
				160	A	UCF	62	57	149	A	UT Martin	80	87				
				56	H	SMU	69	79	229	A	La.-Monroe	55	73				

Non-Div I Games: William Carey 76 46 Loyola (LA) 79 63

Southern Miss.

Loss, Non-Conf, S Site, H Home A Away N Neutral

Average RPI Win:	292	WON-LOST	WINNING	LAST 10	STRENGTH OF	OPP. STRENGTH	TEAM	ADJ.	CONF.	ADJ CONF.
Average RPI Loss:	155	RECORD	PCT. RANK	GAMES	SCHEDULE	OF SCHEDULE	RPI	RPI	RPI	RPI
DIV. I ONLY	10- 11	174	9- 1	321	276	259	259	31	31	
DIV. I NON-CONF.	1- 10	324	1- 1	146	110	308	308	31	31	
TOTALS	RPI 1-25	RPI 26-50	W-L RECORDS	RPI 51-100	RPI 101-150	RPI 150+				
10- 11	0- 1	0- 1	OVERALL	0- 3	0- 1	10- 5				
6- 3	0- 0	0- 0	HOME	0- 1	0- 1	6- 1				
4- 5	0- 1	0- 1	AWAY	0- 2	0- 0	4- 1				
0- 3	0- 0	0- 0	NEUTRAL	0- 0	0- 0	0- 3				
1- 10	0- 1	0- 1	NON-CONFERENCE	0- 3	0- 1	1- 4				
1- 3	0- 0	0- 0	HOME	0- 1	0- 1	1- 1				
0- 4	0- 1	0- 1	AWAY	0- 2	0- 0	0- 0				
0- 3	0- 0	0- 0	NEUTRAL	0- 0	0- 0	0- 3				
9- 1	0- 0	0- 0	CONFERENCE	0- 0	0- 0	9- 1				
5- 0	0- 0	0- 0	HOME	0- 0	0- 0	5- 0				
4- 1	0- 0	0- 0	AWAY	0- 0	0- 0	4- 1				
0- 0	0- 0	0- 0	NEUTRAL	0- 0	0- 0	0- 0				

RPI 1-25				RPI 26-50				RPI 51-100				RPI 101+ Team's RPI: 259			
RPI	S	Opponent	Score	RPI	S	Opponent	Score	RPI	S	Opponent	Score	RPI	S	Opponent	Score
13	A	Texas A&M	48 88	48	A	Rutgers	49 63	77	A	Ohio St.	50 73	144	H	South Ala.	41 63
								81	A	Fordham	44 56	187	H	Texas Southern	72 60
								99	H	Tulane	45 65	200	N	St. Bonaventure	36 56
												205	N	SIU Edwardsville	53 55
												244	H	Prairie View	60 55
												249	N	Marshall	47 57
												265	H	Mississippi Val.	73 62
												267	H	La.-Lafayette	69 71
												291	H	Southeastern La.	59 56
												306	A	Alabama A&M	76 63
												316	A	Jackson St.	72 59
												321	A	Grambling	76 92
												321	H	Grambling	83 81
												325	A	Alabama St.	57 44
												330	H	Ark.-Pine Bluff	67 44
												337	A	Alcorn	64 53
LAST 12 Division I GAMES:															
321	H	Grambling	83 81	316	A	Jackson St.	72 59	321	A	Grambling	76 92				
337	A	Alcorn	64 53	244	H	Prairie View	60 55	187	H	Texas Southern	72 60				
306	A	Alabama A&M	76 63	77	A	Ohio St.	50 73	291	H	Southeastern La.	59 56				
325	A	Alabama St.	57 44												
265	H	Mississippi Val.	73 62												
330	H	Ark.-Pine Bluff	67 44												

Non-Div I Games:

Southern U.

■ Loss,
 ■ Non-Conf,
 ■ S Site,
 ■ Home
 ■ A Away
 N Neutral

Southern Utah

Through Games Of Sunday, February 3, 2013

Average RPI Win:	273	WON-LOST	WINNING	LAST 10	STRENGTH OF	OPP. STRENGTH	TEAM	ADJ.	CONF.	ADJ CONF.
Average RPI Loss:	146	RECORD	PCT. RANK	GAMES	SCHEDULE	OF SCHEDULE	RPI	RPI	RPI	RPI
DIV. I ONLY	9- 10	184	4- 6	300	305	241	241	15	15	
DIV. I NON-CONF.	5- 4	141	2- 0	326	342	249	249	14	14	
TOTALS	RPI 1-25	RPI 26-50	W-L RECORDS	RPI 51-100	RPI 101-150	RPI 150+				
9- 10	0- 0	0- 1	OVERALL	0- 3	1- 2	8- 4				
3- 4	0- 0	0- 0	HOME	0- 1	1- 1	2- 2				
5- 5	0- 0	0- 1	AWAY	0- 2	0- 1	5- 1				
1- 1	0- 0	0- 0	NEUTRAL	0- 0	0- 0	1- 1				
5- 4	0- 0	0- 1	NON-CONFERENCE	0- 1	0- 0	5- 2				
2- 1	0- 0	0- 0	HOME	0- 0	0- 0	2- 1				
2- 2	0- 0	0- 1	AWAY	0- 1	0- 0	2- 0				
1- 1	0- 0	0- 0	NEUTRAL	0- 0	0- 0	1- 1				
4- 6	0- 0	0- 0	CONFERENCE	0- 2	1- 2	3- 2				
1- 3	0- 0	0- 0	HOME	0- 1	1- 1	0- 1				
3- 3	0- 0	0- 0	AWAY	0- 1	0- 1	3- 1				
0- 0	0- 0	0- 0	NEUTRAL	0- 0	0- 0	0- 0				

RPI S	Opponent	Score	RPI S	Opponent	Score	RPI S	Opponent	Score	RPI S	Opponent	Score	Team's RPI: 241
			44 A	Texas Tech	54 73	78 H	Montana	63 78	104 H	Montana St.	59 65	
						87 A	Eastern Wash.	70 79	146 A	Sacramento St.	86 93	
						97 A	Utah	61 79	146 H	Sacramento St.	79 71	
									156 A	Idaho St.	71 80	
									175 A	Portland St.	70 68	
									193 N	Nicholls St.	54 65	
									223 A	North Dakota	60 54	
									254 H	New Mexico St.	68 70	
									272 A	San Jose St.	93 82	
									302 H	Northern Ariz.	61 71	
									313 A	Utah Valley	71 66	
									313 H	Utah Valley	66 49	
									324 A	Weber St.	74 61	
									344 H	Houston Baptist	79 58	
									345 N	New Orleans	76 47	
LAST 12 Division I GAMES:												
146 A	Sacramento St.	86 93	156 A	Idaho St.	71 80							
87 A	Eastern Wash.	70 79	146 H	Sacramento St.	79 71							
175 A	Portland St.	70 68	302 H	Northern Ariz.	61 71							
78 H	Montana	63 78	313 H	Utah Valley	66 49							
104 H	Montana St.	59 65	223 A	North Dakota	60 54							
324 A	Weber St.	74 61	344 H	Houston Baptist	79 58							

Non-Div I Games: Southern Ore. 99 71

Southern Utah

■ Loss,
 ■ Non-Conf,
 ■ S Site,
 ■ Home
 ■ A Away
 N Neutral

St. Bonaventure

Through Games Of Sunday, February 3, 2013

Average RPI Win:	276	WON-LOST	WINNING	LAST 10	STRENGTH OF	OPP. STRENGTH	TEAM	ADJ.	CONF.	ADJ CONF.
Average RPI Loss:	88	RECORD	PCT. RANK	GAMES	SCHEDULE	OF SCHEDULE	RPI	RPI	RPI	RPI
DIV. I ONLY	9- 13	218	3- 7	149	106	200	200	8	8	
DIV. I NON-CONF.	7- 8	177	2- 3	126	158	146	146	8	8	
TOTALS	RPI 1-25	RPI 26-50	W-L RECORDS	RPI 51-100	RPI 101-150	RPI 150+				
9- 13	0- 3	0- 3	OVERALL	0- 1	0- 3	9- 3				
6- 3	0- 0	0- 0	HOME	0- 1	0- 2	6- 0				
2- 8	0- 2	0- 3	AWAY	0- 0	0- 1	2- 2				
1- 2	0- 1	0- 0	NEUTRAL	0- 0	0- 0	1- 1				
7- 8	0- 3	0- 2	NON-CONFERENCE	0- 0	0- 1	7- 2				
4- 1	0- 0	0- 0	HOME	0- 0	0- 1	4- 0				
2- 5	0- 2	0- 2	AWAY	0- 0	0- 0	2- 1				
1- 2	0- 1	0- 0	NEUTRAL	0- 0	0- 0	1- 1				
2- 5	0- 0	0- 1	CONFERENCE	0- 1	0- 2	2- 1				
2- 2	0- 0	0- 0	HOME	0- 1	0- 1	2- 0				
0- 3	0- 0	0- 1	AWAY	0- 0	0- 1	0- 1				
0- 0	0- 0	0- 0	NEUTRAL	0- 0	0- 0	0- 0				

RPI 1-25				RPI 26-50				RPI 51-100				RPI 101+ Team's RPI: 200			
RPI	S	Opponent	Score	RPI	S	Opponent	Score	RPI	S	Opponent	Score	RPI	S	Opponent	Score
16	N	Georgia	48 84	43	A	West Virginia	47 67	73	H	Charlotte	57 64	102	A	Richmond	46 51
19	A	Green Bay	42 61	45	A	Saint Joseph's	44 61					107	H	Temple	59 67
24	A	Delaware	58 68	46	A	Toledo	45 59					115	H	North Carolina St.	66 70
												159	A	Fairfield	49 52
												163	N	North Texas	71 72
												231	A	Xavier	50 58
												240	A	Niagara	51 49
												245	H	Canisius	66 44
												253	A	Buffalo	64 55
												259	N	Southern U.	56 36
												273	H	Colgate	54 45
												284	H	Massachusetts	61 49
												290	H	Rhode Island	48 28
												305	H	Binghamton	61 34
												331	H	Kent St.	79 42
LAST 12 Division I GAMES:															
231	A	Xavier	50 58	107	H	Temple	59 67								
73	H	Charlotte	57 64	19	A	Green Bay	42 61								
45	A	Saint Joseph's	44 61	115	H	North Carolina St.	66 70								
290	H	Rhode Island	48 28	331	H	Kent St.	79 42								
284	H	Massachusetts	61 49	245	H	Canisius	66 44								
102	A	Richmond	46 51	43	A	West Virginia	47 67								

Non-Div I Games:

St. Bonaventure

Loss, Non-Conf, S Site, H Home A Away N Neutral

Average RPI Win: 239				WON-LOST	WINNING	LAST 10	STRENGTH OF		OPP. STRENGTH	TEAM	ADJ.	CONF.	ADJ CONF.
Average RPI Loss: 210				RECORD	PCT. RANK	GAMES	SCHEDULE	OF SCHEDULE	RPI	RPI	RPI	RPI	RPI
DIV. I ONLY				7- 13	254	5- 5	239	336	264	264	25	25	25
DIV. I NON-CONF.				3- 8	274	1- 2	265	340	296	296	23	23	23
TOTALS		RPI 1-25		RPI 26-50		W-L RECORDS		RPI 51-100		RPI 101-150		RPI 150+	
7- 13	0- 0			0- 0	OVERALL		0- 1	1- 1		6- 11			
2- 6	0- 0			0- 0	HOME		0- 0	0- 1		2- 5			
5- 7	0- 0			0- 0	AWAY		0- 1	1- 0		4- 6			
0- 0	0- 0			0- 0	NEUTRAL		0- 0	0- 0		0- 0			
3- 8	0- 0			0- 0	NON-CONFERENCE		0- 0	0- 0		3- 8			
1- 3	0- 0			0- 0	HOME		0- 0	0- 0		1- 3			
2- 5	0- 0			0- 0	AWAY		0- 0	0- 0		2- 5			
0- 0	0- 0			0- 0	NEUTRAL		0- 0	0- 0		0- 0			
4- 5	0- 0			0- 0	CONFERENCE		0- 1	1- 1		3- 3			
1- 3	0- 0			0- 0	HOME		0- 0	0- 1		1- 2			
3- 2	0- 0			0- 0	AWAY		0- 1	1- 0		2- 1			
0- 0	0- 0			0- 0	NEUTRAL		0- 0	0- 0		0- 0			

[illegible]

Non-Div I Games:

St. Francis Brooklyn

Loss, Non-Conf, S Site, H Home A Away N Neutral

Average RPI Win:	170	WON-LOST	WINNING	LAST 10	STRENGTH OF	OPP. STRENGTH	TEAM	ADJ.	CONF.	ADJ CONF.
Average RPI Loss:	35	RECORD	PCT. RANK	GAMES	SCHEDULE	OF SCHEDULE	RPI	RPI	RPI	RPI
DIV. I ONLY	10- 10	164	5- 5	6	59	57	57	3	3	
DIV. I NON-CONF.	6- 6	159	1- 3	11	93	80	80	3	3	
TOTALS	RPI 1-25	RPI 26-50	W-L RECORDS	RPI 51-100	RPI 101-150	RPI 150+				
10- 10	0- 6	1- 1	OVERALL	1- 2	1- 1	7- 0				
6- 4	0- 3	0- 1	HOME	0- 0	1- 0	5- 0				
3- 4	0- 2	1- 0	AWAY	1- 2	0- 0	1- 0				
1- 2	0- 1	0- 0	NEUTRAL	0- 0	0- 1	1- 0				
6- 6	0- 3	0- 0	NON-CONFERENCE	1- 2	1- 1	4- 0				
4- 2	0- 2	0- 0	HOME	0- 0	1- 0	3- 0				
1- 2	0- 0	0- 0	AWAY	1- 2	0- 0	0- 0				
1- 2	0- 1	0- 0	NEUTRAL	0- 0	0- 1	1- 0				
4- 4	0- 3	1- 1	CONFERENCE	0- 0	0- 0	3- 0				
2- 2	0- 1	0- 1	HOME	0- 0	0- 0	2- 0				
2- 2	0- 2	1- 0	AWAY	0- 0	0- 0	1- 0				
0- 0	0- 0	0- 0	NEUTRAL	0- 0	0- 0	0- 0				

RPI	S	Opponent	Score	RPI	S	Opponent	Score	RPI	S	Opponent	Score	RPI	S	Opponent	Score
2	H	Connecticut	65 71	36	H	Syracuse	57 60	61	A	Boston U.	49 66	113	N	Texas	60 70
4	A	Notre Dame	50 74	48	A	Rutgers	48 44	64	A	Quinnipiac	72 75	132	H	Hofstra	73 47
11	N	Duke	42 60					85	A	Hartford	66 54	160	N	UCF	72 54
15	H	UCLA	52 53									177	H	Iona	71 55
23	A	Louisville	54 57									183	A	Providence	65 51
24	H	Delaware	59 60									194	H	Tennessee Tech	58 46
												195	H	Pittsburgh	61 32
												233	H	Seton Hall	72 46
												289	H	NJIT	55 37
LAST 12 Division I GAMES:															
2	H	Connecticut	65 71	233	H	Seton Hall	72 46								
183	A	Providence	65 51	48	A	Rutgers	48 44								
23	A	Louisville	54 57	24	H	Delaware	59 60								
36	H	Syracuse	57 60	289	H	NJIT	55 37								
4	A	Notre Dame	50 74	64	A	Quinnipiac	72 75								
195	H	Pittsburgh	61 32	15	H	UCLA	52 53								

Non-Div I Games:

St. John's (NY)

■ Loss,
■ Non-Conf,
■ S Site,
■ H Home
■ A Away
N Neutral

St. Mary's (CA)

Through Games Of Sunday, February 3, 2013

Average RPI Win:	156	WON-LOST	WINNING	LAST 10	STRENGTH OF	OPP. STRENGTH	TEAM	ADJ.	CONF.	ADJ CONF.
Average RPI Loss:	43	RECORD	PCT. RANK	GAMES	SCHEDULE	OF SCHEDULE	RPI	RPI	RPI	RPI
DIV. I ONLY	14- 6	67	7- 3	47	71	37	37	7	7	
DIV. I NON-CONF.	8- 4	84	2- 2	15	68	25	25	7	7	
TOTALS	RPI 1-25	RPI 26-50	W-L RECORDS	RPI 51-100	RPI 101-150	RPI 150+				
14- 6	0- 2	2- 1	OVERALL	0- 3	3- 0	9- 0				
6- 2	0- 0	2- 1	HOME	0- 1	1- 0	3- 0				
7- 3	0- 1	0- 0	AWAY	0- 2	2- 0	5- 0				
1- 1	0- 1	0- 0	NEUTRAL	0- 0	0- 0	1- 0				
8- 4	0- 2	1- 1	NON-CONFERENCE	0- 1	2- 0	5- 0				
3- 1	0- 0	1- 1	HOME	0- 0	1- 0	1- 0				
4- 2	0- 1	0- 0	AWAY	0- 1	1- 0	3- 0				
1- 1	0- 1	0- 0	NEUTRAL	0- 0	0- 0	1- 0				
6- 2	0- 0	1- 0	CONFERENCE	0- 2	1- 0	4- 0				
3- 1	0- 0	1- 0	HOME	0- 1	0- 0	2- 0				
3- 1	0- 0	0- 0	AWAY	0- 1	1- 0	2- 0				
0- 0	0- 0	0- 0	NEUTRAL	0- 0	0- 0	0- 0				

RPI 1-25				RPI 26-50				Team's RPI: 37	RPI 51-100				RPI 101+			
RPI	S	Opponent	Score	RPI	S	Opponent	Score		RPI	S	Opponent	Score	RPI	S	Opponent	Score
5	A	California	41 89	28	H	Pacific	72 75		52	A	Washington	68 70	103	H	Butler	85 74
15	N	UCLA	62 76	47	H	Chattanooga	70 67		72	A	BYU	58 66	109	A	Cal Poly	70 67
				50	H	Gonzaga	54 51		83	H	San Diego	70 73	119	A	Santa Clara	56 50
													157	A	UC Santa Barbara	49 39
													178	A	San Francisco	68 48
													178	H	San Francisco	68 63
													181	H	George Washington	79 49
													188	A	UC Davis	75 56
													194	N	Tennessee Tech	73 58
													213	A	Loyola Marymount	84 77
													220	H	Pepperdine	72 61
													248	A	Oregon	78 69
LAST 12 Division I GAMES:																
72	A	BYU	58 66	213	A	Loyola Marymount	84 77									
178	H	San Francisco	68 63	178	A	San Francisco	68 48									
119	A	Santa Clara	56 50	181	H	George Washington	79 49									
220	H	Pepperdine	72 61	28	H	Pacific	72 75									
83	H	San Diego	70 73	194	N	Tennessee Tech	73 58									
50	H	Gonzaga	54 51	15	N	UCLA	62 76									

Non-Div I Games:

St. Mary's (CA)

■ Loss,
 ■ Non-Conf,
 ■ S Site,
 ■ Home
 ■ A Away
 N Neutral

Average RPI Win:	89	WON-LOST	WINNING	LAST 10	STRENGTH OF	OPP. STRENGTH	TEAM	ADJ.	CONF.	ADJ CONF.
Average RPI Loss:	4	RECORD	PCT. RANK	GAMES	SCHEDULE	OF SCHEDULE	RPI	RPI	RPI	RPI
DIV. I ONLY	20- 2	6	9- 1	2	2	3	3	6	6	
DIV. I NON-CONF.	11- 1	14	1- 1	1	7	1	1	5	5	
TOTALS	RPI 1-25	RPI 26-50	W-L RECORDS	RPI 51-100	RPI 101-150	RPI 150+				
20- 2	7- 2	2- 0	OVERALL	3- 0	3- 0	5- 0				
7- 2	2- 2	1- 0	HOME	2- 0	1- 0	1- 0				
11- 0	4- 0	1- 0	AWAY	1- 0	1- 0	4- 0				
2- 0	1- 0	0- 0	NEUTRAL	0- 0	1- 0	0- 0				
11- 1	3- 1	2- 0	NON-CONFERENCE	1- 0	2- 0	3- 0				
3- 1	0- 1	1- 0	HOME	1- 0	0- 0	1- 0				
6- 0	2- 0	1- 0	AWAY	0- 0	1- 0	2- 0				
2- 0	1- 0	0- 0	NEUTRAL	0- 0	1- 0	0- 0				
9- 1	4- 1	0- 0	CONFERENCE	2- 0	1- 0	2- 0				
4- 1	2- 1	0- 0	HOME	1- 0	1- 0	0- 0				
5- 0	2- 0	0- 0	AWAY	1- 0	0- 0	2- 0				
0- 0	0- 0	0- 0	NEUTRAL	0- 0	0- 0	0- 0				

RPI 1-25				Team's RPI: 3				RPI 26-50				RPI 51-100				RPI 101+			
RPI	S	Opponent	Score					RPI	S	Opponent	Score					RPI	S	Opponent	Score
1	N	Baylor	71 69					28	H	Pacific	78 43					93	H	Fresno St.	72 61
2	H	Connecticut	35 61					50	A	Gonzaga	69 41					97	A	Utah	70 56
5	A	California	62 53													97	H	Utah	65 44
5	H	California	55 67																
6	A	Tennessee	73 60																
10	A	South Carolina	53 49																
15	H	UCLA	75 49																
22	A	Colorado	57 40																
22	H	Colorado	69 56																
LAST 12 Division I GAMES:																			
180	A	Oregon St.	65 45					5	H	California	55 67								
248	A	Oregon	86 62					5	A	California	62 53								
22	H	Colorado	69 56					97	A	Utah	70 56								
97	H	Utah	65 44					22	A	Colorado	57 40								
121	H	Southern California	75 66					2	H	Connecticut	35 61								
15	H	UCLA	75 49					6	A	Tennessee	73 60								

Non-Div I Games:

Stanford

Average RPI Win:	259	WON-LOST	WINNING	LAST 10	STRENGTH OF	OPP. STRENGTH	TEAM	ADJ.	CONF.	ADJ CONF.
Average RPI Loss:	143	RECORD	PCT. RANK	GAMES	SCHEDULE	OF SCHEDULE	RPI	RPI	RPI	RPI
DIV. I ONLY	8- 11	214	4- 6	247	232	227	227	21	21	
DIV. I NON-CONF.	4- 5	202	1- 1	234	119	180	180	20	20	
TOTALS	RPI 1-25	RPI 26-50	W-L RECORDS	RPI 51-100	RPI 101-150	RPI 150+				
8- 11	0- 0	0- 1	OVERALL	0- 1	0- 7	8- 2				
4- 2	0- 0	0- 0	HOME	0- 0	0- 2	4- 0				
3- 9	0- 0	0- 1	AWAY	0- 1	0- 5	3- 2				
1- 0	0- 0	0- 0	NEUTRAL	0- 0	0- 0	1- 0				
4- 5	0- 0	0- 1	NON-CONFERENCE	0- 1	0- 2	4- 1				
2- 0	0- 0	0- 0	HOME	0- 0	0- 0	2- 0				
1- 5	0- 0	0- 1	AWAY	0- 1	0- 2	1- 1				
1- 0	0- 0	0- 0	NEUTRAL	0- 0	0- 0	1- 0				
4- 6	0- 0	0- 0	CONFERENCE	0- 0	0- 5	4- 1				
2- 2	0- 0	0- 0	HOME	0- 0	0- 2	2- 0				
2- 4	0- 0	0- 0	AWAY	0- 0	0- 3	2- 1				
0- 0	0- 0	0- 0	NEUTRAL	0- 0	0- 0	0- 0				

RPI 1-25			RPI 26-50			RPI 51-100			RPI 101+			Team's RPI: 227
RPI	S	Opponent	Score	RPI	S	Opponent	Score	RPI	S	Opponent	Score	
				40	A	Oklahoma St.	41 85	56	A	SMU	62 71	
								109	A	Cal Poly	64 75	
								116	A	Rice	41 60	
								131	A	Lamar	55 61	
								131	H	Lamar	50 65	
								141	A	Oral Roberts	56 63	
								147	A	McNeese St.	60 66	
								147	H	McNeese St.	57 74	
								193	H	Nicholls St.	74 66	
								196	H	Tulsa	73 69	
								229	H	La.-Monroe	80 55	
								230	A	Central Ark.	54 57	
								244	A	Prairie View	62 55	
								287	N	CSU Bakersfield	76 71	
								291	H	Southeastern La.	80 38	
								293	A	Northwestern St.	57 50	
								321	A	Grambling	63 64	
								336	A	A&M-Corpus Christi	66 47	
LAST 12 Division I GAMES:												
				131	A	Lamar	55 61	230	A	Central Ark.	54 57	
				147	A	McNeese St.	60 66	336	A	A&M-Corpus Christi	66 47	
				293	A	Northwestern St.	57 50	147	H	McNeese St.	57 74	
				193	H	Nicholls St.	74 66	131	H	Lamar	50 65	
				291	H	Southeastern La.	80 38	196	H	Tulsa	73 69	
				141	A	Oral Roberts	56 63	56	A	SMU	62 71	

Non-Div I Games: Northwood (TX) 80 28 Wiley 68 71

Stephen F. Austin

Average RPI Win:	271	WON-LOST	WINNING	LAST 10	STRENGTH OF	OPP. STRENGTH	TEAM	ADJ.	CONF.	ADJ CONF.
Average RPI Loss:	100	RECORD	PCT. RANK	GAMES	SCHEDULE	OF SCHEDULE	RPI	RPI	RPI	RPI
DIV. I ONLY	14- 6	67	8- 2	244	306	106	106	28	28	
DIV. I NON-CONF.	7- 4	103	3- 0	202	272	134	134	28	28	
TOTALS	RPI 1-25	RPI 26-50	W-L RECORDS	RPI 51-100	RPI 101-150	RPI 150+				
14- 6	0- 1	0- 0	OVERALL	0- 3	1- 1	13- 1				
9- 0	0- 0	0- 0	HOME	0- 0	0- 0	9- 0				
5- 5	0- 1	0- 0	AWAY	0- 3	1- 0	4- 1				
0- 1	0- 0	0- 0	NEUTRAL	0- 0	0- 1	0- 0				
7- 4	0- 1	0- 0	NON-CONFERENCE	0- 2	0- 1	7- 0				
6- 0	0- 0	0- 0	HOME	0- 0	0- 0	6- 0				
1- 3	0- 1	0- 0	AWAY	0- 2	0- 0	1- 0				
0- 1	0- 0	0- 0	NEUTRAL	0- 0	0- 1	0- 0				
7- 2	0- 0	0- 0	CONFERENCE	0- 1	1- 0	6- 1				
3- 0	0- 0	0- 0	HOME	0- 0	0- 0	3- 0				
4- 2	0- 0	0- 0	AWAY	0- 1	1- 0	3- 1				
0- 0	0- 0	0- 0	NEUTRAL	0- 0	0- 0	0- 0				

RPI 1-25			RPI 26-50			RPI 51-100			RPI 101+			Team's RPI: 106
RPI	S	Opponent	Score	RPI	S	Opponent	Score	RPI	S	Opponent	Score	
18	A	Florida St.	44 76					62	A	South Fla.	48 70	132 N Hofstra 75 77
								66	A	FGCU	55 74	139 A Mercer 74 41
								73	A	Charlotte	73 81	206 A Fla. Atlantic 78 66
												232 H Ball St. 78 66
												237 A East Tenn. St. 71 55
												239 H Northern Ky. 62 39
												247 A North Florida 52 56
												247 H North Florida 71 57
												278 A USC Upstate 84 66
												279 H Florida A&M 88 67
												309 H Jacksonville 73 56
												311 H Ga. Southern 70 39
												314 H Bethune-Cookman 66 52
												328 A Kennesaw St. 57 52
												335 H Lipscomb 92 51
												340 H UNC Asheville 74 47
LAST 12 Division I GAMES:												
247	A	North Florida	52 56	309	H	Jacksonville	73 56					
66	A	FGCU	55 74	247	H	North Florida	71 57					
239	H	Northern Ky.	62 39	328	A	Kennesaw St.	57 52					
335	H	Lipscomb	92 51	139	A	Mercer	74 41					
237	A	East Tenn. St.	71 55	340	H	UNC Asheville	74 47					
278	A	USC Upstate	84 66	311	H	Ga. Southern	70 39					

Non-Div I Games: Lynn

65 51

Stetson

Stony Brook

Through Games Of Sunday, February 3, 2013

Average RPI Win: 230	WON-LOST	WINNING	LAST 10	STRENGTH OF	OPP. STRENGTH	TEAM	ADJ.	CONF.	ADJ CONF.
Average RPI Loss: 177	RECORD	PCT. RANK	GAMES	SCHEDULE	OF SCHEDULE	RPI	RPI	RPI	RPI
DIV. I ONLY	12- 10	139	5- 5	237	290	204	204	23	23
DIV. I NON-CONF.	8- 5	114	2- 1	216	292	158	158	25	25
TOTALS	RPI 1-25	RPI 26-50	W-L RECORDS	RPI 51-100	RPI 101-150	RPI 150+			
12- 10	0- 0	0- 1	OVERALL	1- 4	2- 0	9- 5			
8- 4	0- 0	0- 0	HOME	0- 2	2- 0	6- 2			
4- 6	0- 0	0- 1	AWAY	1- 2	0- 0	3- 3			
0- 0	0- 0	0- 0	NEUTRAL	0- 0	0- 0	0- 0			
8- 5	0- 0	0- 1	NON-CONFERENCE	1- 1	2- 0	5- 3			
5- 2	0- 0	0- 0	HOME	0- 0	2- 0	3- 2			
3- 3	0- 0	0- 1	AWAY	1- 1	0- 0	2- 1			
0- 0	0- 0	0- 0	NEUTRAL	0- 0	0- 0	0- 0			
4- 5	0- 0	0- 0	CONFERENCE	0- 3	0- 0	4- 2			
3- 2	0- 0	0- 0	HOME	0- 2	0- 0	3- 0			
1- 3	0- 0	0- 0	AWAY	0- 1	0- 0	1- 2			
0- 0	0- 0	0- 0	NEUTRAL	0- 0	0- 0	0- 0			

RPI S	Opponent	Score	RPI S	Opponent	Score	RPI S	Opponent	Score	RPI S	Opponent	Score	Team's RPI: 204
48	A Rutgers	44 72	61	H Boston U.	61 72	124	H Sacred Heart	51 46				
			74	A Youngstown St.	43 76	137	H Navy	44 40				
			81	A Fordham	58 46	177	H Iona	70 64				
			85	A Hartford	43 59	217	H Rider	50 62				
			94	H Albany (NY)	35 68	234	H Fairleigh Dickinson	49 56				
						252	A New Hampshire	48 44				
						252	H New Hampshire	60 47				
						256	A Robert Morris	56 48				
						264	H St. Francis Brooklyn	65 52				
						286	H Vermont	68 53				
						289	A NJIT	59 34				
						305	H Binghamton	56 34				
						308	A Morgan St.	63 66				
						310	A UMBC	59 70				
						333	H Saint Peter's	63 41				
						334	A Maine	51 67				
LAST 12 Division I GAMES:												
252	H New Hampshire	60 47	305	H Binghamton	56 34							
94	H Albany (NY)	35 68	252	A New Hampshire	48 44							
334	A Maine	51 67	61	H Boston U.	61 72							
310	A UMBC	59 70	177	H Iona	70 64							
286	H Vermont	68 53	48	A Rutgers	44 72							
85	A Hartford	43 59	264	H St. Francis Brooklyn	65 52							

Non-Div I Games:

Stony Brook

Loss, Non-Conf, S Site, H Home A Away N Neutral

Average RPI Win:	167	WON-LOST	WINNING	LAST 10	STRENGTH OF	OPP. STRENGTH	TEAM	ADJ.	CONF.	ADJ CONF.
Average RPI Loss:	41	RECORD	PCT. RANK	GAMES	SCHEDULE	OF SCHEDULE	RPI	RPI	RPI	RPI
DIV. I ONLY	18- 3	15	8- 2	172	31	36	36	3	3	
DIV. I NON-CONF.	12- 1	4	4- 0	299	128	62	62	3	3	
TOTALS	RPI 1-25	RPI 26-50	W-L RECORDS	RPI 51-100	RPI 101-150	RPI 150+				
18- 3	0- 2	3- 0	OVERALL	4- 0	1- 1	10- 0				
10- 0	0- 0	2- 0	HOME	0- 0	1- 0	7- 0				
6- 3	0- 0	1- 0	AWAY	2- 0	0- 0	3- 0				
2- 0	0- 0	0- 0	NEUTRAL	2- 0	0- 0	0- 0				
12- 1	0- 0	1- 0	NON-CONFERENCE	2- 0	1- 1	8- 0				
6- 0	0- 0	0- 0	HOME	0- 0	1- 0	5- 0				
4- 1	0- 0	1- 0	AWAY	0- 0	0- 1	3- 0				
2- 0	0- 0	0- 0	NEUTRAL	2- 0	0- 0	0- 0				
6- 2	0- 2	2- 0	CONFERENCE	2- 0	0- 0	2- 0				
4- 0	0- 0	2- 0	HOME	0- 0	0- 0	2- 0				
2- 2	0- 2	0- 0	AWAY	2- 0	0- 0	0- 0				
0- 0	0- 0	0- 0	NEUTRAL	0- 0	0- 0	0- 0				

RPI 1-25				RPI 26-50				Team's RPI: 36	RPI 51-100				RPI 101+			
RPI	S	Opponent	Score	RPI	S	Opponent	Score		RPI	S	Opponent	Score	RPI	S	Opponent	Score
2	A	Connecticut	62 87	30	H	DePaul	84 80		55	N	Virginia	74 73	107	A	Temple	67 74
14	A	Villanova	59 64	38	H	Georgetown	86 56		57	A	St. John's (NY)	60 57	122	H	Washington St.	64 51
				45	A	Saint Joseph's	80 39		60	A	Marquette	92 79	170	A	Dartmouth	91 64
									69	N	Georgia Tech	75 72	183	H	Providence	75 59
													214	H	Loyola Maryland	83 48
													233	H	Seton Hall	65 34
													234	H	Fairleigh Dickinson	94 47
													260	H	Boise St.	87 48
													271	A	Cornell	80 35
													305	H	Binghamton	68 45
													319	H	Wagner	66 28
													334	A	Maine	68 44
LAST 12 Division I GAMES:																
183	H	Providence	75 59	38	H	Georgetown	86 56		57	A	Marquette	92 79				
233	H	Seton Hall	65 34	260	H	Boise St.	87 48		122	H	Washington St.	64 51				
14	A	Villanova	59 64	305	H	Binghamton	68 45		305	H	Binghamton	68 45				
57	A	St. John's (NY)	60 57	214	H	Loyola Maryland	83 48									
2	A	Connecticut	62 87													
30	H	DePaul	84 80													

Non-Div I Games:

Syracuse

Temple

Through Games Of Sunday, February 3, 2013

Average RPI Win:	162	WON-LOST	WINNING	LAST 10	STRENGTH OF	OPP. STRENGTH	TEAM	ADJ.	CONF.	ADJ CONF.
Average RPI Loss:	104	RECORD	PCT. RANK	GAMES	SCHEDULE	OF SCHEDULE	RPI	RPI	RPI	RPI
DIV. I ONLY	10- 11	174	5- 5	78	76	107	107	8	8	
DIV. I NON-CONF.	7- 8	177	2- 4	37	70	85	85	8	8	
TOTALS	RPI 1-25	RPI 26-50	W-L RECORDS	RPI 51-100	RPI 101-150	RPI 150+				
10- 11	0- 1	1- 5	OVERALL	2- 1	2- 1	5- 3				
6- 3	0- 0	1- 1	HOME	1- 0	2- 0	2- 2				
4- 8	0- 1	0- 4	AWAY	1- 1	0- 1	3- 1				
0- 0	0- 0	0- 0	NEUTRAL	0- 0	0- 0	0- 0				
7- 8	0- 1	1- 4	NON-CONFERENCE	2- 1	1- 1	3- 1				
5- 1	0- 0	1- 1	HOME	1- 0	1- 0	2- 0				
2- 7	0- 1	0- 3	AWAY	1- 1	0- 1	1- 1				
0- 0	0- 0	0- 0	NEUTRAL	0- 0	0- 0	0- 0				
3- 3	0- 0	0- 1	CONFERENCE	0- 0	1- 0	2- 2				
1- 2	0- 0	0- 0	HOME	0- 0	1- 0	0- 2				
2- 1	0- 0	0- 1	AWAY	0- 0	0- 0	2- 0				
0- 0	0- 0	0- 0	NEUTRAL	0- 0	0- 0	0- 0				

RPI 1-25				RPI 26-50				RPI 51-100				RPI 101+				Team's RPI: 107	
RPI	S	Opponent	Score	RPI	S	Opponent	Score	RPI	S	Opponent	Score	RPI	S	Opponent	Score		
14	A	Villanova	44 55	26	A	Nebraska	39 64	78	H	Montana	55 41	102	H	Richmond	61 48		
				32	A	Duquesne	45 65	86	A	Bowling Green	70 56	120	A	Howard	58 61		
				35	A	Michigan St.	47 57	88	A	Auburn	49 71	123	H	Northeastern	63 59		
				36	H	Syracuse	74 67					179	H	La Salle	55 71		
				38	A	Georgetown	58 66					200	A	St. Bonaventure	67 59		
				48	H	Rutgers	50 66					202	A	Penn	59 51		
												233	H	Seton Hall	54 38		
												235	H	VCU	51 53		
												274	H	Western Mich.	68 41		
												284	A	Massachusetts	66 54		
												331	A	Kent St.	62 71		
LAST 12 Division I GAMES:																	
284	A	Massachusetts	66 54	200	A	St. Bonaventure	67 59										
102	H	Richmond	61 48	274	H	Western Mich.	68 41										
179	H	La Salle	55 71	120	A	Howard	58 61										
202	A	Penn	59 51	38	A	Georgetown	58 66										
32	A	Duquesne	45 65	35	A	Michigan St.	47 57										
235	H	VCU	51 53	14	A	Villanova	44 55										

Non-Div I Games:

Temple

Loss, Non-Conf, S Site, H Home A Away N Neutral

Tennessee

Through Games Of Sunday, February 3, 2013

Average RPI Win:	88	WON-LOST	WINNING	LAST 10	STRENGTH OF	OPP. STRENGTH	TEAM	ADJ.	CONF.	ADJ CONF.
Average RPI Loss:	26	RECORD	PCT. RANK	GAMES	SCHEDULE	OF SCHEDULE	RPI	RPI	RPI	RPI
DIV. I ONLY	17- 5	36	8- 2	3	5	6	6	4	4	
DIV. I NON-CONF.	9- 4	75	2- 1	2	2	12	12	6	6	
TOTALS	RPI 1-25	RPI 26-50	W-L RECORDS	RPI 51-100	RPI 101-150	RPI 150+				
17- 5	3- 3	4- 1	OVERALL	5- 1	3- 0	2- 0				
10- 2	2- 2	2- 0	HOME	2- 0	2- 0	2- 0				
7- 3	1- 1	2- 1	AWAY	3- 1	1- 0	0- 0				
0- 0	0- 0	0- 0	NEUTRAL	0- 0	0- 0	0- 0				
9- 4	1- 3	3- 1	NON-CONFERENCE	2- 0	2- 0	1- 0				
6- 2	1- 2	2- 0	HOME	1- 0	1- 0	1- 0				
3- 2	0- 1	1- 1	AWAY	1- 0	1- 0	0- 0				
0- 0	0- 0	0- 0	NEUTRAL	0- 0	0- 0	0- 0				
8- 1	2- 0	1- 0	CONFERENCE	3- 1	1- 0	1- 0				
4- 0	1- 0	0- 0	HOME	1- 0	1- 0	1- 0				
4- 1	1- 0	1- 0	AWAY	2- 1	0- 0	0- 0				
0- 0	0- 0	0- 0	NEUTRAL	0- 0	0- 0	0- 0				

RPI	S	Opponent	Score	RPI	S	Opponent	Score	RPI	S	Opponent	Score	RPI	S	Opponent	Score
1	A	Baylor	53 76	34	A	Vanderbilt	83 75	65	A	Florida	78 75	113	A	Texas	94 75
3	H	Stanford	60 73	41	H	Middle Tenn.	88 81	69	A	Georgia Tech	71 54	116	H	Rice	101 48
4	H	Notre Dame	67 77	42	A	Miami (FL)	79 67	75	A	Missouri	63 80	118	H	Alabama	96 69
10	A	South Carolina	73 53	47	A	Chattanooga	71 80	75	H	Missouri	84 39	210	H	Mississippi St.	88 45
16	H	Georgia	79 66	48	H	Rutgers	66 47	88	A	Auburn	75 66	337	H	Alcorn	90 37
17	H	North Carolina	102 57					96	H	Davidson	75 40				
LAST 12 Division I GAMES:															
75	A	Missouri	63 80	65	A	Florida	78 75								
210	H	Mississippi St.	88 45	75	H	Missouri	84 39								
4	H	Notre Dame	67 77	16	H	Georgia	79 66								
34	A	Vanderbilt	83 75	10	A	South Carolina	73 53								
118	H	Alabama	96 69	48	H	Rutgers	66 47								
88	A	Auburn	75 66	96	H	Davidson	75 40								

Non-Div I Games:

Tennessee

Loss, Non-Conf, S Site, H Home A Away N Neutral

Tennessee St.

Through Games Of Sunday, February 3, 2013

Average RPI Win:	278	WON-LOST	WINNING	LAST 10	STRENGTH OF	OPP. STRENGTH	TEAM	ADJ.	CONF.	ADJ CONF.
Average RPI Loss:	134	RECORD	PCT. RANK	GAMES	SCHEDULE	OF SCHEDULE	RPI	RPI	RPI	RPI
DIV. I ONLY	7- 11	227	5- 5	211	268	224	224	27	27	
DIV. I NON-CONF.	3- 7	264	1- 3	97	206	183	183	27	27	
TOTALS	RPI 1-25	RPI 26-50	W-L RECORDS	RPI 51-100	RPI 101-150	RPI 150+				
7- 11	0- 1	0- 0	OVERALL	0- 2	1- 3	6- 5				
2- 3	0- 0	0- 0	HOME	0- 1	0- 1	2- 1				
4- 7	0- 1	0- 0	AWAY	0- 1	0- 2	4- 3				
1- 1	0- 0	0- 0	NEUTRAL	0- 0	1- 0	0- 1				
3- 7	0- 1	0- 0	NON-CONFERENCE	0- 2	1- 2	2- 2				
0- 2	0- 0	0- 0	HOME	0- 1	0- 0	0- 1				
2- 4	0- 1	0- 0	AWAY	0- 1	0- 2	2- 0				
1- 1	0- 0	0- 0	NEUTRAL	0- 0	1- 0	0- 1				
4- 4	0- 0	0- 0	CONFERENCE	0- 0	0- 1	4- 3				
2- 1	0- 0	0- 0	HOME	0- 0	0- 1	2- 0				
2- 3	0- 0	0- 0	AWAY	0- 0	0- 0	2- 3				
0- 0	0- 0	0- 0	NEUTRAL	0- 0	0- 0	0- 0				

RPI 1-25				RPI 26-50				RPI 51-100				RPI 101+ Team's RPI: 224			
RPI	S	Opponent	Score	RPI	S	Opponent	Score	RPI	S	Opponent	Score	RPI	S	Opponent	Score
23	A	Louisville	25 88					59	H	Kansas St.	47 62	104	A	Montana St.	55 65
								78	A	Montana	48 71	133	H	Eastern Ill.	67 76
												144	A	South Ala.	43 59
												148	N	Idaho	69 64
												161	N	UAB	60 68
												175	A	Eastern Ky.	54 62
												186	A	Belmont	54 66
												194	A	Tennessee Tech	77 80
												215	H	Cleveland St.	59 66
												225	A	Samford	57 40
												262	H	Southeast Mo. St.	68 58
												292	A	Morehead St.	68 56
												335	A	Lipscomb	69 60
												341	A	Jacksonville St.	88 68
												341	H	Jacksonville St.	76 67
LAST 12 Division I GAMES:															
175	A	Eastern Ky.	54 62	341	A	Jacksonville St.	88 68								
292	A	Morehead St.	68 56	23	A	Louisville	25 88								
341	H	Jacksonville St.	76 67	133	H	Eastern Ill.	67 76								
186	A	Belmont	54 66	335	A	Lipscomb	69 60								
262	H	Southeast Mo. St.	68 58	215	H	Cleveland St.	59 66								
194	A	Tennessee Tech	77 80	104	A	Montana St.	55 65								

Non-Div I Games: Cumberland (TN) 52 49

Tennessee St.

■ Loss,
 ■ Non-Conf,
 ■ S Site,
 ■ Home
 ■ A Away
 N Neutral

Tennessee Tech

Through Games Of Sunday, February 3, 2013

Average RPI Win:	244	WON-LOST	WINNING	LAST 10	STRENGTH OF	OPP. STRENGTH	TEAM	ADJ.	CONF.	ADJ CONF.
Average RPI Loss:	114	RECORD	PCT. RANK	GAMES	SCHEDULE	OF SCHEDULE	RPI	RPI	RPI	RPI
DIV. I ONLY	11- 10	152	6- 4	207	181	194	194	27	27	
DIV. I NON-CONF.	5- 7	211	1- 2	191	106	210	210	27	27	
TOTALS	RPI 1-25	RPI 26-50	W-L RECORDS	RPI 51-100	RPI 101-150	RPI 150+				
11- 10	0- 0	0- 3	OVERALL	0- 1	1- 4	10- 2				
6- 5	0- 0	0- 1	HOME	0- 0	1- 2	5- 2				
5- 4	0- 0	0- 1	AWAY	0- 1	0- 2	5- 0				
0- 1	0- 0	0- 1	NEUTRAL	0- 0	0- 0	0- 0				
5- 7	0- 0	0- 3	NON-CONFERENCE	0- 1	1- 2	4- 1				
3- 3	0- 0	0- 1	HOME	0- 0	1- 1	2- 1				
2- 3	0- 0	0- 1	AWAY	0- 1	0- 1	2- 0				
0- 1	0- 0	0- 1	NEUTRAL	0- 0	0- 0	0- 0				
6- 3	0- 0	0- 0	CONFERENCE	0- 0	0- 2	6- 1				
3- 2	0- 0	0- 0	HOME	0- 0	0- 1	3- 1				
3- 1	0- 0	0- 0	AWAY	0- 0	0- 1	3- 0				
0- 0	0- 0	0- 0	NEUTRAL	0- 0	0- 0	0- 0				

RPI 1-25				RPI 26-50				RPI 51-100				RPI 101+				Team's RPI: 194	
RPI	S	Opponent	Score	RPI	S	Opponent	Score	RPI	S	Opponent	Score	RPI	S	Opponent	Score		
				34	A	Vanderbilt	50 77	57	A	St. John's (NY)	46 58	116	H	Rice	78 65		
				37	N	St. Mary's (CA)	58 73					128	A	Memphis	64 73		
				41	H	Middle Tenn.	59 65					133	A	Eastern Ill.	79 89		
												140	H	Akron	67 78		
												149	H	UT Martin	63 81		
												186	A	Belmont	67 62		
												186	H	Belmont	58 52		
												192	H	Murray St.	52 68		
												205	A	SIU Edwardsville	66 56		
												224	H	Tennessee St.	80 77		
												225	H	Samford	65 56		
												229	H	La.-Monroe	48 59		
												249	A	Marshall	67 60		
												303	H	Austin Peay	73 51		
												317	A	Western Caro.	61 56		
												337	H	Alcorn	74 57		
												341	A	Jacksonville St.	73 51		
LAST 12 Division I GAMES:																	
				186	A	Belmont	67 62	224	H	Tennessee St.	80 77						
				192	H	Murray St.	52 68	186	H	Belmont	58 52						
				303	H	Austin Peay	73 51	128	A	Memphis	64 73						
				149	H	UT Martin	63 81	341	A	Jacksonville St.	73 51						
				133	A	Eastern Ill.	79 89	249	A	Marshall	67 60						
				205	A	SIU Edwardsville	66 56	37	N	St. Mary's (CA)	58 73						

Non-Div I Games: Tenn. Wesleyan 86 47

Tennessee Tech

Loss, Non-Conf, S Site, H Home A Away N Neutral

Average RPI Win:	309	WON-LOST	WINNING	LAST 10	STRENGTH OF	OPP. STRENGTH	TEAM	ADJ.	CONF.	ADJ CONF.
Average RPI Loss:	202	RECORD	PCT. RANK	GAMES	SCHEDULE	OF SCHEDULE	RPI	RPI	RPI	RPI
DIV. I ONLY	6- 12	269	2- 7	342	315	315	315	33	33	
DIV. I NON-CONF.	5- 9	238	3- 4	321	265	269	269	33	33	
TOTALS	RPI 1-25	RPI 26-50	W-L RECORDS	RPI 51-100	RPI 101-150	RPI 150+				
6- 12	0- 0	0- 1	OVERALL	0- 2	0- 1	6- 8				
3- 1	0- 0	0- 0	HOME	0- 0	0- 0	3- 1				
3- 9	0- 0	0- 1	AWAY	0- 2	0- 1	3- 5				
0- 2	0- 0	0- 0	NEUTRAL	0- 0	0- 0	0- 2				
5- 9	0- 0	0- 1	NON-CONFERENCE	0- 2	0- 1	5- 5				
2- 0	0- 0	0- 0	HOME	0- 0	0- 0	2- 0				
3- 7	0- 0	0- 1	AWAY	0- 2	0- 1	3- 3				
0- 2	0- 0	0- 0	NEUTRAL	0- 0	0- 0	0- 2				
1- 3	0- 0	0- 0	CONFERENCE	0- 0	0- 0	1- 3				
1- 1	0- 0	0- 0	HOME	0- 0	0- 0	1- 1				
0- 2	0- 0	0- 0	AWAY	0- 0	0- 0	0- 2				
0- 0	0- 0	0- 0	NEUTRAL	0- 0	0- 0	0- 0				

RPI S	Opponent	Score	RPI S	Opponent	Score	RPI S	Opponent	Score	RPI S	Opponent	Score	Team's RPI: 315
40	A Oklahoma St.	42 96	56	A SMU	35 71	116	A Rice	54 75				
			71	A UTEP	56 83	167	A TCU	37 73				
						187	H Texas Southern	65 46				
						246	A UTSA	34 68				
						262	N Southeast Mo. St.	54 55				
						287	A CSU Bakersfield	62 85				
						289	A NJIT	55 60				
						289	H NJIT	75 81				
						293	N Northwestern St.	53 63				
						307	A Texas-Arlington	59 57				
						313	A Utah Valley	66 71				
						336	A A&M-Corpus Christi	49 45				
						336	H A&M-Corpus Christi	77 65				
						344	H Houston Baptist	71 45				
						345	A New Orleans	71 56				
LAST 12 Division I GAMES:												
289	H NJIT	75 81	71	A UTEP	56 83							
345	A New Orleans	71 56	116	A Rice	54 75							
344	H Houston Baptist	71 45	167	A TCU	37 73							
289	A NJIT	55 60	187	H Texas Southern	65 46							
287	A CSU Bakersfield	62 85	307	A Texas-Arlington	59 57							
313	A Utah Valley	66 71	56	A SMU	35 71							

Non-Div I Games: Tex. A&M-Kingsville 100 63 Huston-Tillotson 74 58 Our Lady Of The Lak 59 72

Tex.-Pan American

Average RPI Win:	198	WON-LOST	WINNING	LAST 10	STRENGTH OF	OPP. STRENGTH	TEAM	ADJ.	CONF.	ADJ CONF.
Average RPI Loss:	31	RECORD	PCT. RANK	GAMES	SCHEDULE	OF SCHEDULE	RPI	RPI	RPI	RPI
DIV. I ONLY	9- 11	196	2- 8	43	21	113	113	1	1	
DIV. I NON-CONF.	7- 4	103	1- 2	125	57	120	120	1	1	
TOTALS	RPI 1-25	RPI 26-50	W-L RECORDS	RPI 51-100	RPI 101-150	RPI 150+				
9- 11	0- 3	0- 7	OVERALL	2- 1	1- 0	6- 0				
6- 4	0- 1	0- 3	HOME	1- 0	0- 0	5- 0				
1- 4	0- 1	0- 3	AWAY	0- 0	0- 0	1- 0				
2- 3	0- 1	0- 1	NEUTRAL	1- 1	1- 0	0- 0				
7- 4	0- 2	0- 1	NON-CONFERENCE	1- 1	1- 0	5- 0				
5- 1	0- 1	0- 0	HOME	0- 0	0- 0	5- 0				
0- 0	0- 0	0- 0	AWAY	0- 0	0- 0	0- 0				
2- 3	0- 1	0- 1	NEUTRAL	1- 1	1- 0	0- 0				
2- 7	0- 1	0- 6	CONFERENCE	1- 0	0- 0	1- 0				
1- 3	0- 0	0- 3	HOME	1- 0	0- 0	0- 0				
1- 4	0- 1	0- 3	AWAY	0- 0	0- 0	1- 0				
0- 0	0- 0	0- 0	NEUTRAL	0- 0	0- 0	0- 0				

RPI	S	Opponent	Score	RPI	S	Opponent	Score	RPI	S	Opponent	Score	RPI	S	Opponent	Score	Team's RPI: 113
6	H	Tennessee	75 94	27	A	Oklahoma	56 69	54	N	Central Mich.	65 73	132	N	Hofstra	72 52	
15	N	UCLA	42 62	27	H	Oklahoma	70 78	57	N	St. John's (NY)	70 60	167	A	TCU	61 56	
25	A	Iowa St.	65 73	31	N	Iowa	63 86	59	H	Kansas St.	59 40	211	H	Central Conn. St.	94 58	
				33	A	Kansas	38 76					229	H	La.-Monroe	77 49	
				40	H	Oklahoma St.	52 64					271	H	Cornell	53 40	
				43	A	West Virginia	49 53					316	H	Jackson St.	80 53	
				44	H	Texas Tech	59 66					336	H	A&M-Corpus Christi	79 30	
LAST 12 Division I GAMES:																
167	A	TCU	61 56	43	A	West Virginia	49 53									
59	H	Kansas St.	59 40	27	H	Oklahoma	70 78									
33	A	Kansas	38 76	25	A	Iowa St.	65 73									
27	A	Oklahoma	56 69	54	N	Central Mich.	65 73									
44	H	Texas Tech	59 66	31	N	Iowa	63 86									
40	H	Oklahoma St.	52 64	271	H	Cornell	53 40									

Non-Div I Games:

Texas

■ Loss,
■ Non-Conf,
■ S Site,
■ H Home
■ A Away
N Neutral

Through Games of Sunday, February 3, 1919									
Average RPI Win: 119	WON-LOST	WINNING	LAST 10	STRENGTH OF	OPP. STRENGTH	TEAM	ADJ.	CONF.	ADJ CONF.
Average RPI Loss: 10	RECORD	PCT. RANK	GAMES	SCHEDULE	OF SCHEDULE	RPI	RPI	RPI	RPI
DIV. I ONLY	17- 5	36	9- 1	5	20	13	13	4	4
DIV. I NON-CONF.	10- 4	70	3- 1	13	10	30	30	6	6

TOTALS	RPI 1-25	RPI 26-50	W-L RECORDS	RPI 51-100	RPI 101-150	RPI 150+			
17- 5	1- 5	1- 0	OVERALL	6- 0	4- 0	5- 0			
11- 2	0- 2	1- 0	HOME	4- 0	2- 0	4- 0			
4- 2	1- 2	0- 0	AWAY	1- 0	1- 0	1- 0			
2- 1	0- 1	0- 0	NEUTRAL	1- 0	1- 0	0- 0			
10- 4	0- 4	0- 0	NON-CONFERENCE	3- 0	3- 0	4- 0			
7- 2	0- 2	0- 0	HOME	2- 0	1- 0	4- 0			
1- 1	0- 1	0- 0	AWAY	0- 0	1- 0	0- 0			
2- 1	0- 1	0- 0	NEUTRAL	1- 0	1- 0	0- 0			
7- 1	1- 1	1- 0	CONFERENCE	3- 0	1- 0	1- 0			
4- 0	0- 0	1- 0	HOME	2- 0	1- 0	0- 0			
3- 1	1- 1	0- 0	AWAY	1- 0	0- 0	1- 0			
0- 0	0- 0	0- 0	NEUTRAL	0- 0	0- 0	0- 0			

RPI	S	Opponent	Score
2	H	Connecticut	50 81
4	N	Notre Dame	74 83
7	H	Penn St.	58 63
12	A	Kentucky	62 65
16	A	Georgia	64 46
23	A	Louisville	45 47

RPI	S	Opponent	Score
34	H	Vanderbilt	60 52

RPI	S	Opponent	Score
59	N	Kansas St.	83 60
60	H	Marquette	84 64
75	H	Missouri	77 58
76	A	Arkansas	63 51
80	H	Liberty	70 55
88	H	Auburn	78 56

RPI	S	Opponent	Score
116	H	Rice	80 57
118	H	Alabama	91 52
121	A	Southern California	79 61
136	N	Old Dominion	78 55
164	H	Louisiana Tech	77 26
167	H	TCU	68 47
210	A	Mississippi St.	81 33
244	H	Prairie View	74 52
259	H	Southern U.	88 48

LAST 12 Division I GAMES:

34	H	Vanderbilt	60 52
75	H	Missouri	77 58
210	A	Mississippi St.	81 33
16	A	Georgia	64 46
88	H	Auburn	78 56
12	A	Kentucky	62 65
76	A	Arkansas	63 51
118	H	Alabama	91 52
116	H	Rice	80 57
244	H	Prairie View	74 52
4	N	Notre Dame	74 83
136	N	Old Dominion	78 55

Non-Div I Games:

Texas A&M

Texas Southern

Through Games Of Sunday, February 3, 2013

Average RPI Win:	286	WON-LOST	WINNING	LAST 10	STRENGTH OF	OPP. STRENGTH	TEAM	ADJ.	CONF.	ADJ CONF.
Average RPI Loss:	143	RECORD	PCT. RANK	GAMES	SCHEDULE	OF SCHEDULE	RPI	RPI	RPI	RPI
DIV. I ONLY	12- 9	126	9- 1	286	335	187	187	31	31	
DIV. I NON-CONF.	3- 8	274	1- 1	102	275	201	201	31	31	
TOTALS	RPI 1-25	RPI 26-50	W-L RECORDS	RPI 51-100	RPI 101-150	RPI 150+				
12- 9	0- 0	0- 1	OVERALL	0- 3	1- 2	11- 3				
6- 1	0- 0	0- 0	HOME	0- 0	0- 0	6- 1				
6- 6	0- 0	0- 1	AWAY	0- 2	1- 1	5- 2				
0- 2	0- 0	0- 0	NEUTRAL	0- 1	0- 1	0- 0				
3- 8	0- 0	0- 1	NON-CONFERENCE	0- 3	1- 2	2- 2				
1- 1	0- 0	0- 0	HOME	0- 0	0- 0	1- 1				
2- 5	0- 0	0- 1	AWAY	0- 2	1- 1	1- 1				
0- 2	0- 0	0- 0	NEUTRAL	0- 1	0- 1	0- 0				
9- 1	0- 0	0- 0	CONFERENCE	0- 0	0- 0	9- 1				
5- 0	0- 0	0- 0	HOME	0- 0	0- 0	5- 0				
4- 1	0- 0	0- 0	AWAY	0- 0	0- 0	4- 1				
0- 0	0- 0	0- 0	NEUTRAL	0- 0	0- 0	0- 0				

RPI S	Opponent	Score	RPI S	Opponent	Score	RPI S	Opponent	Score	RPI S	Opponent	Score	Team's RPI: 187
40	A Oklahoma St.	49 91	56	A SMU	50 66	126	A Sam Houston St.	62 57				
			71	N UTEP	52 61	127	N Arizona	59 65				
			76	A Arkansas	50 72	147	A McNeese St.	42 59				
						193	H Nicholls St.	58 65				
						244	A Prairie View	64 57				
						244	H Prairie View	51 46				
						259	A Southern U.	60 72				
						265	A Mississippi Val.	58 47				
						277	H UMKC	64 53				
						306	H Alabama A&M	54 50				
						315	A Tex.-Pan American	46 65				
						316	H Jackson St.	73 66				
						321	H Grambling	91 64				
						325	H Alabama St.	74 40				
						330	A Ark.-Pine Bluff	65 61				
						337	A Alcorn	61 45				
						338	A Norfolk St.	68 53				
LAST 12 Division I GAMES:												
244	H Prairie View	51 46	316	H Jackson St.	73 66							
325	H Alabama St.	74 40	244	A Prairie View	64 57							
306	H Alabama A&M	54 50	337	A Alcorn	61 45							
265	A Mississippi Val.	58 47	259	A Southern U.	60 72							
330	A Ark.-Pine Bluff	65 61	193	H Nicholls St.	58 65							
321	H Grambling	91 64	277	H UMKC	64 53							

Non-Div I Games:

Texas Southern

■ Loss,
 ■ Non-Conf,
 ■ S Site,
 ■ Home
 ■ A Away
 N Neutral

Average RPI Win:	249	WON-LOST	WINNING	LAST 10	STRENGTH OF	OPP. STRENGTH	TEAM	ADJ.	CONF.	ADJ CONF.
Average RPI Loss:	175	RECORD	PCT. RANK	GAMES	SCHEDULE	OF SCHEDULE	RPI	RPI	RPI	RPI
DIV. I ONLY	7- 13	254	2- 8	287	193	276	276	24	24	
DIV. I NON-CONF.	5- 4	141	0- 1	242	123	164	164	24	24	
TOTALS	RPI 1-25	RPI 26-50	W-L RECORDS	RPI 51-100	RPI 101-150	RPI 150+				
7- 13	0- 0	0- 1	OVERALL	0- 1	0- 2	7- 9				
3- 6	0- 0	0- 0	HOME	0- 0	0- 2	3- 4				
4- 7	0- 0	0- 1	AWAY	0- 1	0- 0	4- 5				
0- 0	0- 0	0- 0	NEUTRAL	0- 0	0- 0	0- 0				
5- 4	0- 0	0- 1	NON-CONFERENCE	0- 1	0- 1	5- 1				
3- 1	0- 0	0- 0	HOME	0- 0	0- 1	3- 0				
2- 3	0- 0	0- 1	AWAY	0- 1	0- 0	2- 1				
0- 0	0- 0	0- 0	NEUTRAL	0- 0	0- 0	0- 0				
2- 9	0- 0	0- 0	CONFERENCE	0- 0	0- 1	2- 8				
0- 5	0- 0	0- 0	HOME	0- 0	0- 1	0- 4				
2- 4	0- 0	0- 0	AWAY	0- 0	0- 0	2- 4				
0- 0	0- 0	0- 0	NEUTRAL	0- 0	0- 0	0- 0				

RPI 1-25				RPI 26-50				RPI 51-100				RPI 101+				Team's RPI: 276	
RPI	S	Opponent	Score	RPI	S	Opponent	Score	RPI	S	Opponent	Score	RPI	S	Opponent	Score		
				40	A	Oklahoma St.	55 90	71	A	UTEP	81 88	116	H	Rice	61 73		
												148	H	Idaho	60 72		
												163	A	North Texas	88 83		
												164	A	Louisiana Tech	58 71		
												166	A	Utah St.	69 82		
												167	H	TCU	91 80		
												182	H	Seattle	58 70		
												186	H	Belmont	82 76		
												191	A	Houston	61 74		
												212	A	Denver	62 75		
												212	H	Denver	70 73		
												246	H	UTSA	46 56		
												254	A	New Mexico St.	58 49		
												254	H	New Mexico St.	58 61		
												272	A	San Jose St.	96 98		
												307	A	Texas-Arlington	63 57		
												328	H	Kennesaw St.	75 61		
												336	A	A&M-Corpus Christi	69 51		
LAST 12 Division I GAMES:																	
				212	A	Denver	62 75					164	A	Louisiana Tech	58 71		
				254	A	New Mexico St.	58 49					254	H	New Mexico St.	58 61		
				182	H	Seattle	58 70					212	H	Denver	70 73		
				148	H	Idaho	60 72					166	A	Utah St.	69 82		
				246	H	UTSA	46 56					272	A	San Jose St.	96 98		
				307	A	Texas-Arlington	63 57					191	A	Houston	61 74		

Non-Div I Games: Huston-Tillotson 93 42

Texas St.

Average RPI Win:	150	WON-LOST	WINNING	LAST 10	STRENGTH OF	OPP. STRENGTH	TEAM	ADJ.	CONF.	ADJ CONF.
Average RPI Loss:	47	RECORD	PCT. RANK	GAMES	SCHEDULE	OF SCHEDULE	RPI	RPI	RPI	RPI
DIV. I ONLY	16- 6	53	6- 4	60	60	44	44	1	1	
DIV. I NON-CONF.	10- 2	28	2- 0	194	257	73	73	1	1	
TOTALS	RPI 1-25	RPI 26-50	W-L RECORDS	RPI 51-100	RPI 101-150	RPI 150+				
16- 6	0- 3	3- 2	OVERALL	2- 0	3- 0	8- 1				
11- 2	0- 2	1- 0	HOME	2- 0	1- 0	7- 0				
4- 3	0- 1	2- 1	AWAY	0- 0	2- 0	0- 1				
1- 1	0- 0	0- 1	NEUTRAL	0- 0	0- 0	1- 0				
10- 2	0- 0	0- 1	NON-CONFERENCE	1- 0	2- 0	7- 1				
8- 0	0- 0	0- 0	HOME	1- 0	1- 0	6- 0				
1- 1	0- 0	0- 0	AWAY	0- 0	1- 0	0- 1				
1- 1	0- 0	0- 1	NEUTRAL	0- 0	0- 0	1- 0				
6- 4	0- 3	3- 1	CONFERENCE	1- 0	1- 0	1- 0				
3- 2	0- 2	1- 0	HOME	1- 0	0- 0	1- 0				
3- 2	0- 1	2- 1	AWAY	0- 0	1- 0	0- 0				
0- 0	0- 0	0- 0	NEUTRAL	0- 0	0- 0	0- 0				

RPI 1-25				RPI 26-50				Team's RPI: 44	RPI 51-100				RPI 101+			
RPI	S	Opponent	Score	RPI	S	Opponent	Score		RPI	S	Opponent	Score	RPI	S	Opponent	Score
1	H	Baylor	60 90	27	A	Oklahoma	55 65		57	H	Illinois	75 56	113	A	Texas	66 59
25	A	Iowa St.	52 67	33	H	Kansas	70 63		59	H	Kansas St.	59 50	114	A	Arizona St.	61 49
25	H	Iowa St.	54 58	35	N	Michigan St.	48 50						131	H	Lamar	73 52
				40	A	Oklahoma St.	64 59						151	H	Northern Colo.	68 41
				43	A	West Virginia	77 73						167	H	TCU	53 42
													171	A	New Mexico	61 65
													180	N	Oregon St.	66 48
													191	H	Houston	86 56
													193	H	Nicholls St.	78 48
													241	H	Southern Utah	73 54
													335	H	Lipscomb	61 41
													345	H	New Orleans	81 38
LAST 12 Division I GAMES:																
25	A	Iowa St.	52 67	27	A	Oklahoma	55 65		57	H	Kansas St.	59 50				
1	H	Baylor	60 90						25	H	Iowa St.	54 58				
167	H	TCU	53 42	40	A	Oklahoma St.	64 59		191	H	Houston	86 56				
43	A	West Virginia	77 73	33	H	Kansas	70 63		180	N	Oregon St.	66 48				
33	H	Kansas	70 63													
113	A	Texas	66 59													

Non-Div I Games:

Texas Tech

Texas-Arlington

Through Games Of Sunday, February 3, 2013

Average RPI Win:	254	WON-LOST	WINNING	LAST 10	STRENGTH OF	OPP. STRENGTH	TEAM	ADJ.	CONF.	ADJ CONF.
Average RPI Loss:	177	RECORD	PCT. RANK	GAMES	SCHEDULE	OF SCHEDULE	RPI	RPI	RPI	RPI
DIV. I ONLY	3- 17	325	1- 9	213	283	307	307	24	24	
DIV. I NON-CONF.	2- 8	304	1- 1	162	301	265	265	24	24	
TOTALS	RPI 1-25	RPI 26-50	W-L RECORDS	RPI 51-100	RPI 101-150	RPI 150+				
3- 17	0- 0	0- 2	OVERALL	0- 1	0- 3	3- 11				
0- 9	0- 0	0- 1	HOME	0- 0	0- 2	0- 6				
3- 8	0- 0	0- 1	AWAY	0- 1	0- 1	3- 5				
0- 0	0- 0	0- 0	NEUTRAL	0- 0	0- 0	0- 0				
2- 8	0- 0	0- 2	NON-CONFERENCE	0- 1	0- 2	2- 3				
0- 4	0- 0	0- 1	HOME	0- 0	0- 2	0- 1				
2- 4	0- 0	0- 1	AWAY	0- 1	0- 0	2- 2				
0- 0	0- 0	0- 0	NEUTRAL	0- 0	0- 0	0- 0				
1- 9	0- 0	0- 0	CONFERENCE	0- 0	0- 1	1- 8				
0- 5	0- 0	0- 0	HOME	0- 0	0- 0	0- 5				
1- 4	0- 0	0- 0	AWAY	0- 0	0- 1	1- 3				
0- 0	0- 0	0- 0	NEUTRAL	0- 0	0- 0	0- 0				

RPI S	Opponent	Score	RPI S	Opponent	Score	RPI S	Opponent	Score	RPI S	Opponent	Score	Team's RPI: 307
35	A Michigan St.	39 83	40	H Oklahoma St.	54 90	93	A Fresno St.	45 70	128	H Memphis	76 89	
									141	H Oral Roberts	41 73	
									148	A Idaho	52 70	
									163	A North Texas	59 50	
									164	A Louisiana Tech	58 65	
									164	H Louisiana Tech	62 78	
									166	H Utah St.	83 93	
									181	A George Washington	47 80	
									182	A Seattle	53 69	
									212	A Denver	52 90	
									243	A Neb. Omaha	39 73	
									246	H UTSA	57 59	
									254	A New Mexico St.	62 59	
									272	H San Jose St.	70 78	
									276	H Texas St.	57 63	
									315	H Tex.-Pan American	57 59	
									344	A Houston Baptist	77 71	
LAST 12 Division I GAMES:												
164	H Louisiana Tech	62 78	246	H UTSA	57 59							
272	H San Jose St.	70 78	164	A Louisiana Tech	58 65							
166	H Utah St.	83 93	212	A Denver	52 90							
148	A Idaho	52 70	254	A New Mexico St.	62 59							
182	A Seattle	53 69	40	H Oklahoma St.	54 90							
276	H Texas St.	57 63	163	A North Texas	59 50							

Non-Div I Games:

Texas-Arlington

■ Loss,
■ Non-Conf,
■ S Site,
■ H Home
■ A Away
N Neutral

T
o
l
e
d
o

Toledo				Through Games Of Sunday, February 3, 2013						
Average RPI Win:	198	WON-LOST	WINNING	LAST 10	STRENGTH OF	OPP. STRENGTH	TEAM	ADJ.	CONF.	ADJ CONF.
Average RPI Loss:	37	RECORD	PCT. RANK	GAMES	SCHEDULE	OF SCHEDULE	RPI	RPI	RPI	RPI
DIV. I ONLY		19- 2	7	9- 1	198	122	46	46	18	18
DIV. I NON-CONF.		12- 1	4	4- 0	152	112	26	26	16	16

TOTALS	RPI 1-25	RPI 26-50		W-L RECORDS		RPI 51-100		RPI 101-150		RPI 150+
19- 2	0- 1	0- 0		OVERALL		3- 1		2- 0		14- 0
9- 1	0- 0	0- 0		HOME		0- 1		0- 0		9- 0
8- 1	0- 1	0- 0		AWAY		2- 0		1- 0		5- 0
2- 0	0- 0	0- 0		NEUTRAL		1- 0		1- 0		0- 0
12- 1	0- 1	0- 0		NON-CONFERENCE		2- 0		1- 0		9- 0
6- 0	0- 0	0- 0		HOME		0- 0		0- 0		6- 0
4- 1	0- 1	0- 0		AWAY		1- 0		0- 0		3- 0
2- 0	0- 0	0- 0		NEUTRAL		1- 0		1- 0		0- 0
7- 1	0- 0	0- 0		CONFERENCE		1- 1		1- 0		5- 0
3- 1	0- 0	0- 0		HOME		0- 1		0- 0		3- 0
4- 0	0- 0	0- 0		AWAY		1- 0		1- 0		2- 0
0- 0	0- 0	0- 0		NEUTRAL		0- 0		0- 0		0- 0

T
o
l
e
d
o

RPI 1-25				RPI 26-50		Team's RPI: 46		RPI 51-100		RPI 101+	
RPI S	Opponent	Score		RPI S	Opponent	Score		RPI S	Opponent	Score	
20 A	Dayton	76	79					54 H	Central Mich.	66	73
								60 A	Marquette	82	71
								73 N	Charlotte	76	66
								86 A	Bowling Green	48	38

LAST 12 Division I GAMES:											
274 H	Western Mich.	65	54	86 A	Bowling Green	48	38				
298 H	Ohio	61	42	54 H	Central Mich.	66	73				
288 A	Northern Ill.	44	42	219 A	Georgia St.	46	43				
140 A	Akron	77	65	73 N	Charlotte	76	66				
253 H	Buffalo	59	44	244 H	Prairie View	76	41				
222 A	Eastern Mich.	56	40	173 H	Evansville	60	50				

Non-Div I Games:

Toledo

T
O
W
S
O
N

Towson				Through Games Of Sunday, February 3, 2013						
Average RPI Win:	301	WON-LOST	WINNING	LAST 10	STRENGTH OF	OPP. STRENGTH	TEAM	ADJ.	CONF.	ADJ CONF.
Average RPI Loss:	176	RECORD	PCT. RANK	GAMES	SCHEDULE	OF SCHEDULE	RPI	RPI	RPI	RPI
DIV. I ONLY		7- 13	254	2- 8	313	260	299	299	14	14
DIV. I NON-CONF.		6- 5	146	2- 1	335	328	277	277	15	15

TOTALS	RPI 1-25	RPI 26-50		W-L RECORDS		RPI 51-100		RPI 101-150		RPI 150+
7- 13	0- 2	0- 0		OVERALL		0- 2		0- 2		7- 7
5- 5	0- 1	0- 0		HOME		0- 1		0- 0		5- 3
2- 8	0- 1	0- 0		AWAY		0- 1		0- 2		2- 4
0- 0	0- 0	0- 0		NEUTRAL		0- 0		0- 0		0- 0
6- 5	0- 1	0- 0		NON-CONFERENCE		0- 0		0- 0		6- 4
4- 2	0- 1	0- 0		HOME		0- 0		0- 0		4- 1
2- 3	0- 0	0- 0		AWAY		0- 0		0- 0		2- 3
0- 0	0- 0	0- 0		NEUTRAL		0- 0		0- 0		0- 0
1- 8	0- 1	0- 0		CONFERENCE		0- 2		0- 2		1- 3
1- 3	0- 0	0- 0		HOME		0- 1		0- 0		1- 2
0- 5	0- 1	0- 0		AWAY		0- 1		0- 2		0- 1
0- 0	0- 0	0- 0		NEUTRAL		0- 0		0- 0		0- 0

RPI 1-25				RPI 26-50				RPI 51-100				RPI 101+ Team's RPI: 299			
RPI	S	Opponent	Score	RPI	S	Opponent	Score	RPI	S	Opponent	Score	RPI	S	Opponent	Score
8	H	Maryland	43 88					79	A	Drexel	55 76	123	A	Northeastern	56 59
24	A	Delaware	44 76					91	H	James Madison	61 75	136	A	Old Dominion	55 65
												172	H	Bucknell	62 75
												214	A	Loyola Maryland	44 52
												219	H	Georgia St.	49 56
												257	H	Delaware St.	69 61
												268	H	George Mason	54 65
												282	H	Coppin St.	58 55
												295	A	William & Mary	50 59
												300	H	UNC Wilmington	55 53
												308	H	Morgan St.	61 57
												310	A	UMBC	62 44
												318	A	Manhattan	63 60
												326	A	LIU Brooklyn	63 65
												327	A	UMES	48 60
												334	H	Maine	69 64
LAST 12 Division I GAMES:															
123	A	Northeastern	56 59	219	H	Georgia St.	49 56								
91	H	James Madison	61 75	136	A	Old Dominion	55 65								
300	H	UNC Wilmington	55 53	79	A	Drexel	55 76								
295	A	William & Mary	50 59	334	H	Maine	69 64								
24	A	Delaware	44 76	257	H	Delaware St.	69 61								
268	H	George Mason	54 65	172	H	Bucknell	62 75								

Non-Div I Games:

Towson

T
O
W
S
O
N

Average RPI Win:	280	WON-LOST	WINNING	LAST 10	STRENGTH OF	OPP. STRENGTH	TEAM	ADJ.	CONF.	ADJ CONF.
Average RPI Loss:	158	RECORD	PCT. RANK	GAMES	SCHEDULE	OF SCHEDULE	RPI	RPI	RPI	RPI
DIV. I ONLY	4- 17	320	1- 9	222	201	312	312	12	12	
DIV. I NON-CONF.	3- 6	242	1- 1	260	302	282	282	13	13	
TOTALS	RPI 1-25	RPI 26-50	W-L RECORDS	RPI 51-100	RPI 101-150	RPI 150+				
4- 17	0- 0	0- 0	OVERALL	0- 5	0- 4	4- 8				
3- 7	0- 0	0- 0	HOME	0- 2	0- 2	3- 3				
1- 10	0- 0	0- 0	AWAY	0- 3	0- 2	1- 5				
0- 0	0- 0	0- 0	NEUTRAL	0- 0	0- 0	0- 0				
3- 6	0- 0	0- 0	NON-CONFERENCE	0- 1	0- 3	3- 2				
2- 2	0- 0	0- 0	HOME	0- 0	0- 2	2- 0				
1- 4	0- 0	0- 0	AWAY	0- 1	0- 1	1- 2				
0- 0	0- 0	0- 0	NEUTRAL	0- 0	0- 0	0- 0				
1- 11	0- 0	0- 0	CONFERENCE	0- 4	0- 1	1- 6				
1- 5	0- 0	0- 0	HOME	0- 2	0- 0	1- 3				
0- 6	0- 0	0- 0	AWAY	0- 2	0- 1	0- 3				
0- 0	0- 0	0- 0	NEUTRAL	0- 0	0- 0	0- 0				

RPI S	Opponent	Score	RPI S	Opponent	Score	RPI S	Opponent	Score	RPI S	Opponent	Score	Team's RPI: 312
						65	A Florida	62 87	118	H Alabama	71 80	
						82	A Western Ky.	80 98	125	A FIU	76 82	
						82	H Western Ky.	81 84	139	H Mercer	90 96	
						100	A UALR	52 75	150	A Winthrop	82 87	
						100	H UALR	50 71	155	H Arkansas St.	74 87	
									163	A North Texas	71 87	
									206	A Fla. Atlantic	63 74	
									206	H Fla. Atlantic	80 81	
									210	A Mississippi St.	60 82	
									218	H Furman	118 96	
									229	A La.-Monroe	74 79	
									229	H La.-Monroe	69 75	
									267	H La.-Lafayette	68 61	
									309	A Jacksonville	88 83	
									325	H Alabama St.	90 88	
									328	A Kennesaw St.	65 72	
LAST 12 Division I GAMES:												
267	H La.-Lafayette	68 61	229	H La.-Monroe	69 75							
82	A Western Ky.	80 98	100	H UALR	50 71							
229	A La.-Monroe	74 79	163	A North Texas	71 87							
155	H Arkansas St.	74 87	210	A Mississippi St.	60 82							
125	A FIU	76 82	206	H Fla. Atlantic	80 81							
206	A Fla. Atlantic	63 74	309	A Jacksonville	88 83							

Non-Div I Games:

Troy

Average RPI Win: 190		WON-LOST	WINNING	LAST 10	STRENGTH OF	OPP. STRENGTH	TEAM	ADJ.	CONF.	ADJ CONF.
Average RPI Loss: 128		RECORD	PCT. RANK	GAMES	SCHEDULE	OF SCHEDULE	RPI	RPI	RPI	RPI
DIV. I ONLY		15- 4	34	7- 2	242	95	99	99	9	9
DIV. I NON-CONF.		10- 2	28	3- 1	307	99	129	129	10	10
TOTALS	RPI 1-25	RPI 26-50		W-L RECORDS		RPI 51-100	RPI 101-150	RPI 150+		
15- 4	0- 0	0- 0		OVERALL		1- 2	3- 1	11- 1		
6- 4	0- 0	0- 0		HOME		0- 2	2- 1	4- 1		
7- 0	0- 0	0- 0		AWAY		1- 0	1- 0	5- 0		
2- 0	0- 0	0- 0		NEUTRAL		0- 0	0- 0	2- 0		
10- 2	0- 0	0- 0		NON-CONFERENCE		1- 1	1- 0	8- 1		
5- 2	0- 0	0- 0		HOME		0- 1	1- 0	4- 1		
3- 0	0- 0	0- 0		AWAY		1- 0	0- 0	2- 0		
2- 0	0- 0	0- 0		NEUTRAL		0- 0	0- 0	2- 0		
5- 2	0- 0	0- 0		CONFERENCE		0- 1	2- 1	3- 0		
1- 2	0- 0	0- 0		HOME		0- 1	1- 1	0- 0		
4- 0	0- 0	0- 0		AWAY		0- 0	1- 0	3- 0		
0- 0	0- 0	0- 0		NEUTRAL		0- 0	0- 0	0- 0		

[illegible]

Non-Div I Games:	Loyola (LA)	81	41
------------------	-------------	----	----

Tulane

Loss, Non-Conf, S Site, H Home A Away N Neutral

Average RPI Win:	245	WON-LOST	WINNING	LAST 10	STRENGTH OF	OPP. STRENGTH	TEAM	ADJ.	CONF.	ADJ CONF.
Average RPI Loss:	108	RECORD	PCT. RANK	GAMES	SCHEDULE	OF SCHEDULE	RPI	RPI	RPI	RPI
DIV. I ONLY	7- 13	254	3- 6	91	159	196	196	9	9	
DIV. I NON-CONF.	4- 8	242	1- 2	178	238	236	236	10	10	
TOTALS	RPI 1-25	RPI 26-50	W-L RECORDS	RPI 51-100	RPI 101-150	RPI 150+				
7- 13	0- 0	0- 0	OVERALL	0- 8	0- 3	7- 2				
4- 4	0- 0	0- 0	HOME	0- 4	0- 0	4- 0				
3- 7	0- 0	0- 0	AWAY	0- 3	0- 3	3- 1				
0- 2	0- 0	0- 0	NEUTRAL	0- 1	0- 0	0- 1				
4- 8	0- 0	0- 0	NON-CONFERENCE	0- 5	0- 1	4- 2				
2- 2	0- 0	0- 0	HOME	0- 2	0- 0	2- 0				
2- 4	0- 0	0- 0	AWAY	0- 2	0- 1	2- 1				
0- 2	0- 0	0- 0	NEUTRAL	0- 1	0- 0	0- 1				
3- 5	0- 0	0- 0	CONFERENCE	0- 3	0- 2	3- 0				
2- 2	0- 0	0- 0	HOME	0- 2	0- 0	2- 0				
1- 3	0- 0	0- 0	AWAY	0- 1	0- 2	1- 0				
0- 0	0- 0	0- 0	NEUTRAL	0- 0	0- 0	0- 0				

RPI 1-25			RPI 26-50			RPI 51-100			RPI 101+			Team's RPI: 196
RPI	S	Opponent	Score	RPI	S	Opponent	Score	RPI	S	Opponent	Score	
						56 H SMU	46 71	101 A East Carolina		63 69		
						57 N Illinois	75 82	116 A Rice		53 56		
						71 A UTEP	35 50	141 A Oral Roberts		53 64		
						71 H UTEP	64 71	160 H UCF		54 51		
						72 A BYU	48 70	185 A Southern Miss.		78 56		
						76 H Arkansas	56 64	213 N Loyola Marymount		74 75		
						100 A UALR	51 78	227 A Stephen F. Austin		69 73		
						100 H UALR	64 73	242 H Colorado St.		58 43		
								243 A Neb. Omaha		49 48		
								249 H Marshall		67 49		
								313 H Utah Valley		80 53		
								321 A Grambling		75 62		
LAST 12 Division I GAMES:												
185 A Southern Miss.		78 56	116 A Rice		53 56							
71 A UTEP		35 50	71 H UTEP		64 71							
56 H SMU		46 71	227 A Stephen F. Austin		69 73							
160 H UCF		54 51	321 A Grambling		75 62							
101 A East Carolina		63 69	100 A UALR		51 78							
249 H Marshall		67 49	72 A BYU		48 70							

Non-Div I Games: Langston 97 35

Tulsa

■ Loss,
 ■ Non-Conf,
 ■ S Site,
 ■ H Home
 ■ A Away
 N Neutral

Average RPI Win:	234	WON-LOST	WINNING	LAST 10	STRENGTH OF	OPP. STRENGTH	TEAM	ADJ.	CONF.	ADJ CONF.
Average RPI Loss:	153	RECORD	PCT. RANK	GAMES	SCHEDULE	OF SCHEDULE	RPI	RPI	RPI	RPI
DIV. I ONLY	13- 7	85	6- 4	284	200	161	161	9	9	
DIV. I NON-CONF.	9- 4	75	2- 3	309	305	195	195	10	10	
TOTALS	RPI 1-25	RPI 26-50	W-L RECORDS	RPI 51-100	RPI 101-150	RPI 150+				
13- 7	0- 0	0- 2	OVERALL	1- 0	2- 2	10- 3				
6- 4	0- 0	0- 1	HOME	0- 0	1- 1	5- 2				
5- 3	0- 0	0- 1	AWAY	1- 0	1- 1	3- 1				
2- 0	0- 0	0- 0	NEUTRAL	0- 0	0- 0	2- 0				
9- 4	0- 0	0- 2	NON-CONFERENCE	0- 0	2- 0	7- 2				
5- 2	0- 0	0- 1	HOME	0- 0	1- 0	4- 1				
2- 2	0- 0	0- 1	AWAY	0- 0	1- 0	1- 1				
2- 0	0- 0	0- 0	NEUTRAL	0- 0	0- 0	2- 0				
4- 3	0- 0	0- 0	CONFERENCE	1- 0	0- 2	3- 1				
1- 2	0- 0	0- 0	HOME	0- 0	0- 1	1- 1				
3- 1	0- 0	0- 0	AWAY	1- 0	0- 1	2- 0				
0- 0	0- 0	0- 0	NEUTRAL	0- 0	0- 0	0- 0				

RPI	S	Opponent	Score	RPI	S	Opponent	Score	RPI	S	Opponent	Score	RPI	S	Opponent	Score	Team's RPI: 161
34	A	Vanderbilt	54 69	71	A	UTEP	61 57	116	A	Rice	53 61	128	H	Memphis	55 63	
47	H	Chattanooga	57 66					135	A	High Point	58 53	149	H	UT Martin	56 51	
								160	A	UCF	64 46	185	H	Southern Miss.	51 54	
								191	H	Houston	54 46	224	N	Tennessee St.	68 60	
								249	A	Marshall	61 45	265	H	Mississippi Val.	70 47	
								268	A	George Mason	55 58	292	H	Morehead St.	50 57	
								303	H	Austin Peay	72 54	306	A	Alabama A&M	72 53	
								325	N	Alabama St.	74 41	329	H	UNC Greensboro	80 62	
								330	H	Ark.-Pine Bluff	71 25					
LAST 12 Division I GAMES:																
116	A	Rice	53 61	160	A	UCF	64 46	47	H	Chattanooga	57 66	329	H	UNC Greensboro	80 62	
185	H	Southern Miss.	51 54	292	H	Morehead St.	50 57	149	H	UT Martin	56 51	268	A	George Mason	55 58	
249	A	Marshall	61 45	292	H	Morehead St.	50 57	149	H	UT Martin	56 51	268	A	George Mason	55 58	
128	H	Memphis	55 63	292	H	Morehead St.	50 57	149	H	UT Martin	56 51	268	A	George Mason	55 58	
71	A	UTEP	61 57	292	H	Morehead St.	50 57	149	H	UT Martin	56 51	268	A	George Mason	55 58	
191	H	Houston	54 46	268	A	George Mason	55 58	149	H	UT Martin	56 51	268	A	George Mason	55 58	

Non-Div I Games:

UAB

■ Loss,
 ■ Non-Conf,
 ■ S Site,
 ■ H Home
 ■ A Away
 N Neutral

Average RPI Win:	179	WON-LOST	WINNING	LAST 10	STRENGTH OF	OPP. STRENGTH	TEAM	ADJ.	CONF.	ADJ CONF.
Average RPI Loss:	125	RECORD	PCT. RANK	GAMES	SCHEDULE	OF SCHEDULE	RPI	RPI	RPI	RPI
DIV. I ONLY	15- 7	75	5- 5	153	130	100	100	12	12	
DIV. I NON-CONF.	8- 1	21	1- 0	120	76	36	36	13	13	
TOTALS	RPI 1-25	RPI 26-50	W-L RECORDS	RPI 51-100	RPI 101-150	RPI 150+				
15- 7	0- 0	0- 1	OVERALL	1- 2	5- 2	9- 2				
9- 4	0- 0	0- 0	HOME	0- 1	3- 2	6- 1				
6- 3	0- 0	0- 1	AWAY	1- 1	2- 0	3- 1				
0- 0	0- 0	0- 0	NEUTRAL	0- 0	0- 0	0- 0				
8- 1	0- 0	0- 0	NON-CONFERENCE	1- 0	3- 1	4- 0				
5- 1	0- 0	0- 0	HOME	0- 0	2- 1	3- 0				
3- 0	0- 0	0- 0	AWAY	1- 0	1- 0	1- 0				
0- 0	0- 0	0- 0	NEUTRAL	0- 0	0- 0	0- 0				
7- 6	0- 0	0- 1	CONFERENCE	0- 2	2- 1	5- 2				
4- 3	0- 0	0- 0	HOME	0- 1	1- 1	3- 1				
3- 3	0- 0	0- 1	AWAY	0- 1	1- 0	2- 1				
0- 0	0- 0	0- 0	NEUTRAL	0- 0	0- 0	0- 0				

RPI S	Opponent	Score	RPI S	Opponent	Score	RPI S	Opponent	Score	RPI S	Opponent	Score
			41	A Middle Tenn.	56 65	56	A SMU	47 43	116	H Rice	76 48
						82	A Western Ky.	61 70	117	H Missouri St.	68 78
						82	H Western Ky.	69 78	125	H FIU	53 55
									128	A Memphis	56 44
									141	H Oral Roberts	79 47
									144	A South Ala.	49 40
									144	H South Ala.	65 34
									163	A North Texas	52 48
									163	H North Texas	65 68
									164	H Louisiana Tech	74 52
									185	H Southern Miss.	64 45
									196	A Tulsa	73 64
									196	H Tulsa	78 51
									206	H Fla. Atlantic	77 45
									229	H La.-Monroe	71 54
									267	A La.-Lafayette	54 56
									312	A Troy	71 50
									312	H Troy	75 52
LAST 12 Division I GAMES:											
144	H	South Ala.	65	34	125	H	FIU	53	55		
164	H	Louisiana Tech	74	52	163	H	North Texas	65	68		
163	A	North Texas	52	48	312	A	Troy	71	50		
206	H	Fla. Atlantic	77	45	82	H	Western Ky.	69	78		
82	A	Western Ky.	61	70	267	A	La.-Lafayette	54	56		
41	A	Middle Tenn.	56	65	144	A	South Ala.	49	40		

Non-Div I Games:

UALR

■ Loss,
 ■ Non-Conf,
 ■ S Site,
 ■ H Home
 ■ A Away
 N Neutral

U
C
D
a
v
i
s

UC Davis Through Games Of Sunday, February 3, 2013									
Average RPI Win:	196	WON-LOST	WINNING	LAST 10	STRENGTH OF	OPP. STRENGTH	TEAM	ADJ.	CONF.
Average RPI Loss:	123	RECORD	PCT. RANK	GAMES	SCHEDULE	OF SCHEDULE	RPI	RPI	RPI
DIV. I ONLY	9- 11	196	4- 6	161	108	188	188	11	11
DIV. I NON-CONF.	5- 6	187	1- 2	175	75	188	188	11	11

TOTALS	RPI 1-25	RPI 26-50	W-L RECORDS	RPI 51-100	RPI 101-150	RPI 150+			
9- 11	0- 1	0- 2	OVERALL	0- 1	4- 2	5- 5			
3- 6	0- 1	0- 1	HOME	0- 1	2- 0	1- 3			
4- 5	0- 0	0- 0	AWAY	0- 0	1- 0	3- 1			
2- 0	0- 0	0- 0	NEUTRAL	0- 0	1- 0	1- 0			
5- 6	0- 1	0- 1	NON-CONFERENCE	0- 1	3- 1	2- 2			
1- 4	0- 1	0- 1	HOME	0- 1	1- 0	0- 1			
2- 2	0- 0	0- 0	AWAY	0- 0	1- 1	1- 1			
2- 0	0- 0	0- 0	NEUTRAL	0- 0	1- 0	1- 0			
4- 5	0- 0	0- 1	CONFERENCE	0- 0	1- 1	3- 3			
2- 2	0- 0	0- 0	HOME	0- 0	1- 0	1- 2			
2- 3	0- 0	0- 1	AWAY	0- 0	0- 1	2- 1			
0- 0	0- 0	0- 0	NEUTRAL	0- 0	0- 0	2- 0			

RPI 1-25				RPI 26-50				RPI 51-100				RPI 101+ Team's RPI: 188			
RPI	S	Opponent	Score	RPI	S	Opponent	Score	RPI	S	Opponent	Score	RPI	S	Opponent	Score
3	H	Stanford	38 87	28	A	Pacific	64 78	52	H	Washington	56 81	109	A	Cal Poly	71 73
				37	H	St. Mary's (CA)	56 75					110	H	Cal St. Northridge	61 46
												119	H	Santa Clara	70 59
												121	A	Southern California	78 69
												137	N	Navy	66 63
												146	A	Sacramento St.	65 66
												157	A	UC Santa Barbara	43 58
												158	H	Hawaii	63 71
												165	H	Long Beach St.	68 62
												178	A	San Francisco	65 72
												197	A	UC Riverside	61 49
												220	H	Pepperdine	68 83
												269	H	UC Irvine	57 70
												283	A	Cal St. Fullerton	88 44
												287	N	CSU Bakersfield	71 59
												344	A	Houston Baptist	77 64
LAST 12 Division I GAMES:															
269	H	UC Irvine	57 70	157	A	UC Santa Barbara	43 58								
165	H	Long Beach St.	68 62	109	A	Cal Poly	71 73								
197	A	UC Riverside	61 49	28	A	Pacific	64 78								
283	A	Cal St. Fullerton	88 44	146	A	Sacramento St.	65 66								
158	H	Hawaii	63 71	52	H	Washington	56 81								
110	H	Cal St. Northridge	61 46	287	N	CSU Bakersfield	71 59								

Non-Div I Games:

UC Davis

U
C
D
a
v
i
s

Average RPI Win:	221	WON-LOST	WINNING	LAST 10	STRENGTH OF	OPP. STRENGTH	TEAM	ADJ.	CONF.	ADJ CONF.
Average RPI Loss:	165	RECORD	PCT. RANK	GAMES	SCHEDULE	OF SCHEDULE	RPI	RPI	RPI	RPI
DIV. I ONLY	5- 16	308	2- 8	200	169	269	269	11	11	
DIV. I NON-CONF.	4- 8	242	2- 1	248	229	250	250	11	11	
TOTALS	RPI 1-25	RPI 26-50	W-L RECORDS	RPI 51-100	RPI 101-150	RPI 150+				
5- 16	0- 0	0- 1	OVERALL	0- 2	0- 4	5- 9				
0- 7	0- 0	0- 0	HOME	0- 0	0- 2	0- 5				
4- 9	0- 0	0- 1	AWAY	0- 2	0- 2	4- 4				
1- 0	0- 0	0- 0	NEUTRAL	0- 0	0- 0	1- 0				
4- 8	0- 0	0- 0	NON-CONFERENCE	0- 2	0- 2	4- 4				
0- 4	0- 0	0- 0	HOME	0- 0	0- 1	0- 3				
3- 4	0- 0	0- 0	AWAY	0- 2	0- 1	3- 1				
1- 0	0- 0	0- 0	NEUTRAL	0- 0	0- 0	1- 0				
1- 8	0- 0	0- 1	CONFERENCE	0- 0	0- 2	1- 5				
0- 3	0- 0	0- 0	HOME	0- 0	0- 1	0- 2				
1- 5	0- 0	0- 1	AWAY	0- 0	0- 1	1- 3				
0- 0	0- 0	0- 0	NEUTRAL	0- 0	0- 0	0- 0				

RPI S	Opponent	Score	RPI S	Opponent	Score	RPI S	Opponent	Score	RPI S	Opponent	Score	Team's RPI: 269
28	A Pacific	47 68	51	A San Diego St.	53 63	109	H Cal Poly	46 64	110	A Cal St. Northridge	48 59	
			97	A Utah	42 58	119	A Santa Clara	54 77	148	H Idaho	55 73	
						157	H UC Santa Barbara	46 51	158	A Hawaii	46 56	
						165	A Long Beach St.	61 71	166	A Utah St.	71 70	
						182	A Seattle	61 60	188	A UC Davis	70 57	
						197	H UC Riverside	67 68	212	H Denver	52 62	
						254	A New Mexico St.	44 50	270	H Nevada	49 72	
						281	N Drake	69 64	283	A Cal St. Fullerton	51 65	
						287	A CSU Bakersfield	66 52	287	H CSU Bakersfield	64 71	
LAST 12 Division I GAMES:												
188	A UC Davis	70 57	158	A Hawaii	46 56							
28	A Pacific	47 68	109	H Cal Poly	46 64							
165	A Long Beach St.	61 71	157	H UC Santa Barbara	46 51							
197	H UC Riverside	67 68	287	A CSU Bakersfield	66 52							
283	A Cal St. Fullerton	51 65	97	A Utah	42 58							
110	A Cal St. Northridge	48 59	166	A Utah St.	71 70							

Non-Div I Games:

UC Irvine

■ Loss,
 ■ Non-Conf,
 ■ S Site,
 ■ Home
 ■ A Away
 N Neutral

UC Riverside

Through Games Of Sunday, February 3, 2013

Average RPI Win:	222	WON-LOST	WINNING	LAST 10	STRENGTH OF	OPP. STRENGTH	TEAM	ADJ.	CONF.	ADJ CONF.
Average RPI Loss:	112	RECORD	PCT. RANK	GAMES	SCHEDULE	OF SCHEDULE	RPI	RPI	RPI	RPI
DIV. I ONLY	10- 10	164	4- 6	210	105	197	197	11	11	
DIV. I NON-CONF.	7- 4	103	2- 1	239	67	160	160	11	11	
TOTALS	RPI 1-25	RPI 26-50	W-L RECORDS	RPI 51-100	RPI 101-150	RPI 150+				
10- 10	0- 1	0- 3	OVERALL	0- 0	1- 3	9- 3				
4- 8	0- 1	0- 2	HOME	0- 0	1- 2	3- 3				
6- 2	0- 0	0- 1	AWAY	0- 0	0- 1	6- 0				
0- 0	0- 0	0- 0	NEUTRAL	0- 0	0- 0	0- 0				
7- 4	0- 1	0- 2	NON-CONFERENCE	0- 0	1- 1	6- 0				
4- 3	0- 1	0- 1	HOME	0- 0	1- 1	3- 0				
3- 1	0- 0	0- 1	AWAY	0- 0	0- 0	3- 0				
0- 0	0- 0	0- 0	NEUTRAL	0- 0	0- 0	0- 0				
3- 6	0- 0	0- 1	CONFERENCE	0- 0	0- 2	3- 3				
0- 5	0- 0	0- 1	HOME	0- 0	0- 1	0- 3				
3- 1	0- 0	0- 0	AWAY	0- 0	0- 1	3- 0				
0- 0	0- 0	0- 0	NEUTRAL	0- 0	0- 0	0- 0				

RPI S	Opponent	Score	RPI S	Opponent	Score	RPI S	Opponent	Score	RPI S	Opponent	Score	Team's RPI: 197
21	H Princeton	68 72	27	A Oklahoma	46 70				109	A Cal Poly	56 79	
			28	H Pacific	56 85				110	H Cal St. Northridge	49 65	
			50	H Gonzaga	53 60				122	H Washington St.	71 65	
									148	H Idaho	64 78	
									157	A UC Santa Barbara	45 42	
									158	H Hawaii	50 65	
									165	A Long Beach St.	50 49	
									166	H Utah St.	94 90	
									188	H UC Davis	49 61	
									220	A Pepperdine	79 71	
									261	H UNLV	82 66	
									267	A La.-Lafayette	55 37	
									269	A UC Irvine	68 67	
									283	H Cal St. Fullerton	49 54	
									287	A CSU Bakersfield	75 63	
									302	H Northern Ariz.	71 43	
LAST 12 Division I GAMES:												
109	A	Cal Poly	56	79	283	H	Cal St. Fullerton	49	54			
157	A	UC Santa Barbara	45	42	158	H	Hawaii	50	65			
188	H	UC Davis	49	61	110	H	Cal St. Northridge	49	65			
28	H	Pacific	56	85	261	H	UNLV	82	66			
269	A	UC Irvine	68	67	27	A	Oklahoma	46	70			
165	A	Long Beach St.	50	49	267	A	La.-Lafayette	55	37			

Non-Div I Games:

UC Riverside

■ Loss,
■ Non-Conf,
■ S Site,
■ H Home
■ A Away
N Neutral

Average RPI Win:	193	WON-LOST	WINNING	LAST 10	STRENGTH OF	OPP. STRENGTH	TEAM	ADJ.	CONF.	ADJ CONF.
Average RPI Loss:	113	RECORD	PCT. RANK	GAMES	SCHEDULE	OF SCHEDULE	RPI	RPI	RPI	RPI
DIV. I ONLY	9- 12	206	5- 5	119	94	157	157	11	11	
DIV. I NON-CONF.	4- 8	242	0- 3	119	39	193	193	11	11	
TOTALS	RPI 1-25	RPI 26-50	W-L RECORDS	RPI 51-100	RPI 101-150	RPI 150+				
9- 12	0- 1	0- 2	OVERALL	1- 2	1- 3	7- 4				
3- 6	0- 1	0- 2	HOME	0- 1	0- 1	3- 1				
5- 4	0- 0	0- 0	AWAY	1- 1	1- 1	3- 2				
1- 2	0- 0	0- 0	NEUTRAL	0- 0	0- 1	1- 1				
4- 8	0- 1	0- 1	NON-CONFERENCE	1- 2	0- 2	3- 2				
1- 4	0- 1	0- 1	HOME	0- 1	0- 1	1- 0				
2- 2	0- 0	0- 0	AWAY	1- 1	0- 0	1- 1				
1- 2	0- 0	0- 0	NEUTRAL	0- 0	0- 1	1- 1				
5- 4	0- 0	0- 1	CONFERENCE	0- 0	1- 1	4- 2				
2- 2	0- 0	0- 1	HOME	0- 0	0- 0	2- 1				
3- 2	0- 0	0- 0	AWAY	0- 0	1- 1	2- 1				
0- 0	0- 0	0- 0	NEUTRAL	0- 0	0- 0	2- 0				

RPI 1-25				RPI 26-50				RPI 51-100				RPI 101+ Team's RPI: 157			
RPI	S	Opponent	Score	RPI	S	Opponent	Score	RPI	S	Opponent	Score	RPI	S	Opponent	Score
12	H	Kentucky	38 66	28	H	Pacific	52 64	52	A	Washington	54 46	109	A	Cal Poly	47 66
				37	H	St. Mary's (CA)	39 49	59	H	Kansas St.	45 60	110	A	Cal St. Northridge	56 37
								72	A	BYU	39 67	117	N	Missouri St.	61 68
												121	H	Southern California	51 62
												158	A	Hawaii	51 50
												165	A	Long Beach St.	45 52
												180	N	Oregon St.	46 49
												188	H	UC Davis	58 43
												197	H	UC Riverside	42 45
												210	N	Mississippi St.	60 43
												213	A	Loyola Marymount	76 69
												254	H	New Mexico St.	43 41
												261	A	UNLV	52 58
												269	A	UC Irvine	51 46
												283	H	Cal St. Fullerton	60 50
LAST 12 Division I GAMES:															
283	H	Cal St. Fullerton	60 50	28	H	Pacific	52 64	165	A	Long Beach St.	45 52	269	A	UC Irvine	51 46
197	H	UC Riverside	42 45	59	H	Kansas St.	45 60	12	H	Kentucky	38 66	72	A	BYU	39 67
158	A	Hawaii	51 50	109	A	Cal Poly	47 66								
110	A	Cal St. Northridge	56 37	188	H	UC Davis	58 43								

Non-Div I Games:

UC Santa Barbara

UCF				Through Games Of Sunday, February 3, 2013						
Average RPI Win:	171	WON-LOST	WINNING	LAST 10	STRENGTH OF	OPP. STRENGTH	TEAM	ADJ.	CONF.	ADJ CONF.
Average RPI Loss:	126	RECORD	PCT. RANK	GAMES	SCHEDULE	OF SCHEDULE	RPI	RPI	RPI	RPI
DIV. I ONLY	7- 14	269	4- 6	44	151	160	160	9	9	
DIV. I NON-CONF.	6- 8	204	3- 2	69	145	152	152	10	10	

TOTALS	RPI 1-25	RPI 26-50	W-L RECORDS	RPI 51-100	RPI 101-150	RPI 150+				
7- 14	0- 1	0- 0	OVERALL	2- 4	2- 3	3- 6				
3- 6	0- 0	0- 0	HOME	0- 2	1- 0	2- 4				
3- 5	0- 0	0- 0	AWAY	2- 1	1- 2	0- 2				
1- 3	0- 1	0- 0	NEUTRAL	0- 1	0- 1	1- 0				
6- 8	0- 1	0- 0	NON-CONFERENCE	2- 2	1- 2	3- 3				
3- 3	0- 0	0- 0	HOME	0- 1	1- 0	2- 2				
2- 2	0- 0	0- 0	AWAY	2- 0	0- 1	0- 1				
1- 3	0- 1	0- 0	NEUTRAL	0- 1	0- 1	1- 0				
1- 6	0- 0	0- 0	CONFERENCE	0- 2	1- 1	0- 3				
0- 3	0- 0	0- 0	HOME	0- 1	0- 0	0- 2				
1- 3	0- 0	0- 0	AWAY	0- 1	1- 1	0- 1				
0- 0	0- 0	0- 0	NEUTRAL	0- 0	0- 0	0- 0				

U
C
F

RPI 1-25		
RPI	S	Opponent
23	N	Louisville
		73 94

RPI 26-50		
RPI	S	Opponent
Score		

RPI 51-100		
RPI	S	Opponent
Score		
56	A	SMU
57	N	St. John's (NY)
66	A	FGCU
73	H	Charlotte
86	A	Bowling Green
99	H	Tulane
		54 69
		54 72
		60 53
		59 62
		59 56
		55 57

RPI 101+			Team's RPI: 160
RPI	S	Opponent	Score
101	A	East Carolina	48 59
117	N	Missouri St.	75 83
125	A	FIU	49 66
128	A	Memphis	70 65
144	H	South Ala.	55 54
161	H	UAB	46 64
167	A	TCU	55 61
185	H	Southern Miss.	57 62
189	H	Presbyterian	49 53
196	A	Tulsa	51 54
210	N	Mississippi St.	64 56
219	H	Georgia St.	50 64
247	H	North Florida	53 41
314	H	Bethune-Cookman	64 43

U
C
F

LAST 12 Division I GAMES:			
101	A	East Carolina	48 59
99	H	Tulane	55 57
128	A	Memphis	70 65
196	A	Tulsa	51 54
185	H	Southern Miss.	57 62
56	A	SMU	54 69
161	H	UAB	46 64
86	A	Bowling Green	59 56
66	A	FGCU	60 53
144	H	South Ala.	55 54
189	H	Presbyterian	49 53
125	A	FIU	49 66

Non-Div I Games:

UCF

Average RPI Win:	103	WON-LOST	WINNING	LAST 10	STRENGTH OF	OPP. STRENGTH	TEAM	ADJ.	CONF.	ADJ CONF.
Average RPI Loss:	31	RECORD	PCT. RANK	GAMES	SCHEDULE	OF SCHEDULE	RPI	RPI	RPI	RPI
DIV. I ONLY	17- 4	27	8- 2	23	4	15	15	6	6	
DIV. I NON-CONF.	9- 2	34	2- 0	18	1	13	13	5	5	
TOTALS	RPI 1-25	RPI 26-50	W-L RECORDS	RPI 51-100	RPI 101-150	RPI 150+				
17- 4	2- 3	3- 0	OVERALL	4- 0	4- 1	4- 0				
10- 2	2- 1	1- 0	HOME	3- 0	3- 1	1- 0				
5- 2	0- 0	1- 0	AWAY	1- 0	0- 0	3- 0				
2- 0	0- 0	1- 0	NEUTRAL	0- 0	1- 0	0- 0				
9- 2	1- 1	3- 0	NON-CONFERENCE	2- 0	1- 1	2- 0				
4- 2	1- 1	1- 0	HOME	1- 0	0- 1	1- 0				
3- 0	0- 0	1- 0	AWAY	1- 0	0- 0	1- 0				
2- 0	0- 0	1- 0	NEUTRAL	0- 0	1- 0	0- 0				
8- 2	1- 2	0- 0	CONFERENCE	2- 0	3- 0	2- 0				
6- 0	1- 0	0- 0	HOME	2- 0	3- 0	0- 0				
2- 2	0- 2	0- 0	AWAY	0- 0	0- 0	2- 0				
0- 0	0- 0	0- 0	NEUTRAL	0- 0	0- 0	0- 0				

RPI 1-25				RPI 26-50				RPI 51-100				RPI 101+			
RPI	S	Opponent	Score	RPI	S	Opponent	Score	RPI	S	Opponent	Score	RPI	S	Opponent	Score
3	A	Stanford	49 75	27	A	Oklahoma	86 80	51	H	San Diego St.	66 52	110	H	Cal St. Northridge	72 77
4	H	Notre Dame	64 76	37	N	St. Mary's (CA)	76 62	52	H	Washington	85 68	113	N	Texas	62 42
5	A	California	65 70	45	H	Saint Joseph's	73 65	57	A	St. John's (NY)	53 52	114	H	Arizona St.	54 50
21	H	Princeton	65 52					97	H	Utah	70 42	122	H	Washington St.	78 52
22	H	Colorado	62 46									127	H	Arizona	73 57
												180	A	Oregon St.	68 64
												213	H	Loyola Marymount	86 66
												220	A	Pepperdine	77 46
												248	A	Oregon	89 80
LAST 12 Division I GAMES:															
97	H	Utah	70 42	52	H	Washington	85 68								
22	H	Colorado	62 46	122	H	Washington St.	78 52								
114	H	Arizona St.	54 50	180	A	Oregon St.	68 64								
127	H	Arizona	73 57	248	A	Oregon	89 80								
5	A	California	65 70	45	H	Saint Joseph's	73 65								
3	A	Stanford	49 75	220	A	Pepperdine	77 46								

Non-Div I Games:

UCLA

■ Loss,
 ■ Non-Conf,
 ■ S Site,
 ■ Home
 ■ A Away
 N Neutral

Average RPI Win:	284	WON-LOST	WINNING	LAST 10	STRENGTH OF	OPP. STRENGTH	TEAM	ADJ.	CONF.	ADJ CONF.
Average RPI Loss:	181	RECORD	PCT. RANK	GAMES	SCHEDULE	OF SCHEDULE	RPI	RPI	RPI	RPI
DIV. I ONLY	6- 15	287	3- 7	305	259	310	310	23	23	
DIV. I NON-CONF.	3- 9	287	1- 2	291	244	320	320	25	25	
TOTALS	RPI 1-25	RPI 26-50	W-L RECORDS	RPI 51-100	RPI 101-150	RPI 150+				
6- 15	0- 1	0- 1	OVERALL	0- 4	0- 1	6- 8				
4- 6	0- 0	0- 0	HOME	0- 3	0- 0	4- 3				
1- 9	0- 1	0- 1	AWAY	0- 1	0- 1	1- 5				
1- 0	0- 0	0- 0	NEUTRAL	0- 0	0- 0	1- 0				
3- 9	0- 1	0- 1	NON-CONFERENCE	0- 1	0- 1	3- 5				
2- 3	0- 0	0- 0	HOME	0- 1	0- 0	2- 2				
0- 6	0- 1	0- 1	AWAY	0- 0	0- 1	0- 3				
1- 0	0- 0	0- 0	NEUTRAL	0- 0	0- 0	1- 0				
3- 6	0- 0	0- 0	CONFERENCE	0- 3	0- 0	3- 3				
2- 3	0- 0	0- 0	HOME	0- 2	0- 0	2- 1				
1- 3	0- 0	0- 0	AWAY	0- 1	0- 0	1- 2				
0- 0	0- 0	0- 0	NEUTRAL	0- 0	0- 0	0- 0				

RPI 1-25				RPI 26-50				RPI 51-100				RPI 101+ Team's RPI: 310			
RPI	S	Opponent	Score	RPI	S	Opponent	Score	RPI	S	Opponent	Score	RPI	S	Opponent	Score
21	A	Princeton	46 93	45	A	Saint Joseph's	38 79	61	H	Boston U.	49 63	105	A	American	57 85
								84	H	Hampton	36 81	204	H	Stony Brook	70 59
								85	A	Hartford	44 51	214	H	Loyola Maryland	55 68
								94	H	Albany (NY)	33 87	228	H	Monmouth	71 68
												235	A	VCU	41 70
												252	A	New Hampshire	62 63
												282	H	Coppin St.	83 75
												286	A	Vermont	60 63
												299	H	Towson	44 62
												305	H	Binghamton	57 66
												308	A	Morgan St.	61 72
												319	N	Wagner	48 43
												327	A	UMES	45 51
												334	A	Maine	86 79
												334	H	Maine	54 50
LAST 12 Division I GAMES:															
334	A	Maine	86 79	252	A	New Hampshire	62 63								
305	H	Binghamton	57 66	334	H	Maine	54 50								
61	H	Boston U.	49 63	94	H	Albany (NY)	33 87								
204	H	Stony Brook	70 59	45	A	Saint Joseph's	38 79								
85	A	Hartford	44 51	319	N	Wagner	48 43								
286	A	Vermont	60 63	327	A	UMES	45 51								

Non-Div I Games: Eastern 78 40

UMBC

■ Loss,
 ■ Non-Conf, S Site,
 ■ Home
 ■ Away
 N Neutral

Average RPI Win:	299	WON-LOST	WINNING	LAST 10	STRENGTH OF	OPP. STRENGTH	TEAM	ADJ.	CONF.	ADJ CONF.
Average RPI Loss:	215	RECORD	PCT. RANK	GAMES	SCHEDULE	OF SCHEDULE	RPI	RPI	RPI	RPI
DIV. I ONLY	4- 12	303	3- 7	318	339	327	327	30	30	
DIV. I NON-CONF.	3- 7	264	3- 4	225	329	294	294	30	30	
TOTALS	RPI 1-25	RPI 26-50	W-L RECORDS	RPI 51-100	RPI 101-150	RPI 150+				
4- 12	0- 0	0- 0	OVERALL	0- 1	0- 2	4- 9				
3- 4	0- 0	0- 0	HOME	0- 0	0- 2	3- 2				
1- 5	0- 0	0- 0	AWAY	0- 0	0- 0	1- 5				
0- 3	0- 0	0- 0	NEUTRAL	0- 1	0- 0	0- 2				
3- 7	0- 0	0- 0	NON-CONFERENCE	0- 1	0- 2	3- 4				
2- 2	0- 0	0- 0	HOME	0- 0	0- 2	2- 0				
1- 2	0- 0	0- 0	AWAY	0- 0	0- 0	1- 2				
0- 3	0- 0	0- 0	NEUTRAL	0- 1	0- 0	0- 2				
1- 5	0- 0	0- 0	CONFERENCE	0- 0	0- 0	1- 5				
1- 2	0- 0	0- 0	HOME	0- 0	0- 0	1- 2				
0- 3	0- 0	0- 0	AWAY	0- 0	0- 0	0- 3				
0- 0	0- 0	0- 0	NEUTRAL	0- 0	0- 0	0- 0				

RPI 1-25			RPI 26-50			RPI 51-100			RPI 101+ Team's RPI: 327		
RPI	S	Opponent	Score	RPI	S	Opponent	Score	RPI	S	Opponent	Score
						85 N Hartford	38 53	105 H American		53 61	
								136 H Old Dominion		46 62	
								154 H N.C. A&T		55 67	
								198 N Campbell		72 77	
								238 A Mt. St. Mary's		58 62	
								247 A North Florida		54 52	
								257 A Delaware St.		52 67	
								257 H Delaware St.		63 72	
								268 A George Mason		38 64	
								279 A Florida A&M		54 67	
								294 N Brown		46 57	
								299 H Towson		60 48	
								310 H UMBC		51 45	
								314 A Bethune-Cookman		54 55	
								338 H Norfolk St.		86 80	
LAST 12 Division I GAMES:											
154	H	N.C. A&T	55 67	85	N	Hartford	38 53				
314	A	Bethune-Cookman	54 55	310	H	UMBC	51 45				
279	A	Florida A&M	54 67	105	H	American	53 61				
257	H	Delaware St.	63 72	247	A	North Florida	54 52				
338	H	Norfolk St.	86 80	198	N	Campbell	72 77				
294	N	Brown	46 57	299	H	Towson	60 48				

Non-Div I Games: Elizabeth City St. 66 62

UMES

Loss, Non-Conf, S Site, H Home A Away N Neutral

Average RPI Win:	261	WON-LOST	WINNING	LAST 10	STRENGTH OF	OPP. STRENGTH	TEAM	ADJ.	CONF.	ADJ CONF.
Average RPI Loss:	169	RECORD	PCT. RANK	GAMES	SCHEDULE	OF SCHEDULE	RPI	RPI	RPI	RPI
DIV. I ONLY	8- 14	246	4- 6	274	189	277	277	20	20	
DIV. I NON-CONF.	4- 9	261	0- 3	272	216	285	285	21	21	
TOTALS	RPI 1-25	RPI 26-50	W-L RECORDS	RPI 51-100	RPI 101-150	RPI 150+				
8- 14	0- 1	0- 0	OVERALL	0- 4	0- 1	8- 8				
5- 5	0- 1	0- 0	HOME	0- 1	0- 0	5- 3				
3- 7	0- 0	0- 0	AWAY	0- 2	0- 1	3- 4				
0- 2	0- 0	0- 0	NEUTRAL	0- 1	0- 0	0- 1				
4- 9	0- 1	0- 0	NON-CONFERENCE	0- 2	0- 0	4- 6				
2- 3	0- 1	0- 0	HOME	0- 0	0- 0	2- 2				
2- 4	0- 0	0- 0	AWAY	0- 1	0- 0	2- 3				
0- 2	0- 0	0- 0	NEUTRAL	0- 1	0- 0	0- 1				
4- 5	0- 0	0- 0	CONFERENCE	0- 2	0- 1	4- 2				
3- 2	0- 0	0- 0	HOME	0- 1	0- 0	3- 1				
1- 3	0- 0	0- 0	AWAY	0- 1	0- 1	1- 1				
0- 0	0- 0	0- 0	NEUTRAL	0- 0	0- 0	0- 0				

RPI 1-25				RPI 26-50				RPI 51-100				RPI 101+ Team's RPI: 277			
RPI	S	Opponent	Score	RPI	S	Opponent	Score	RPI	S	Opponent	Score	RPI	S	Opponent	Score
22	H	Colorado	55 78					63	A	Minnesota	49 87	142	A	IUPUI	46 47
								70	A	South Dakota St.	47 82	168	H	Saint Louis	56 53
								70	H	South Dakota St.	61 62	187	A	Texas Southern	53 64
								79	N	Drexel	40 76	221	H	South Dakota	60 56
												222	H	Eastern Mich.	69 74
												235	A	VCU	55 79
												243	H	Neb. Omaha	44 61
												251	A	Western Ill.	51 50
												254	A	New Mexico St.	50 75
												258	A	North Dakota St.	48 59
												258	H	North Dakota St.	62 60
												260	N	Boise St.	64 71
												262	H	Southeast Mo. St.	69 64
												263	H	Oakland	46 55
												280	H	IPFW	77 59
												323	A	Air Force	66 58
												326	A	LIU Brooklyn	70 66
LAST 12 Division I GAMES:															
70	H	South Dakota St.	61 62	221	H	South Dakota	60 56								
258	H	North Dakota St.	62 60	258	A	North Dakota St.	48 59								
251	A	Western Ill.	51 50	70	A	South Dakota St.	47 82								
142	A	IUPUI	46 47	243	H	Neb. Omaha	44 61								
280	H	IPFW	77 59	254	A	New Mexico St.	50 75								
263	H	Oakland	46 55	187	A	Texas Southern	53 64								

Non-Div I Games: Mo. Western St. 51 68

UMKC

Loss, Non-Conf, S Site, H Home A Away N Neutral

UNC Asheville

Through Games Of Sunday, February 3, 2013

Average RPI Win:	0	WON-LOST	WINNING	LAST 10	STRENGTH OF	OPP. STRENGTH	TEAM	ADJ.	CONF.	ADJ CONF.
Average RPI Loss:	218	RECORD	PCT. RANK	GAMES	SCHEDULE	OF SCHEDULE	RPI	RPI	RPI	RPI
DIV. I ONLY	0- 20	341	0- 10	216	344	340	340	29	29	
DIV. I NON-CONF.	0- 9	336	0- 2	201	339	340	340	29	29	
TOTALS	RPI 1-25	RPI 26-50	W-L RECORDS	RPI 51-100	RPI 101-150	RPI 150+				
0- 20	0- 1	0- 0	OVERALL	0- 2	0- 3	0- 14				
0- 9	0- 0	0- 0	HOME	0- 1	0- 2	0- 6				
0- 10	0- 1	0- 0	AWAY	0- 1	0- 1	0- 6				
0- 1	0- 0	0- 0	NEUTRAL	0- 0	0- 0	0- 1				
0- 9	0- 1	0- 0	NON-CONFERENCE	0- 1	0- 1	0- 6				
0- 4	0- 0	0- 0	HOME	0- 1	0- 0	0- 3				
0- 4	0- 1	0- 0	AWAY	0- 0	0- 1	0- 2				
0- 1	0- 0	0- 0	NEUTRAL	0- 0	0- 0	0- 1				
0- 11	0- 0	0- 0	CONFERENCE	0- 1	0- 2	0- 8				
0- 5	0- 0	0- 0	HOME	0- 0	0- 2	0- 3				
0- 6	0- 0	0- 0	AWAY	0- 1	0- 0	0- 5				
0- 0	0- 0	0- 0	NEUTRAL	0- 0	0- 0	0- 0				

RPI 1-25			RPI 26-50			RPI 51-100			RPI 101+			Team's RPI: 340
RPI	S	Opponent	Score	RPI	S	Opponent	Score	RPI	S	Opponent	Score	
17	A	North Carolina	42 101					62	H	South Fla.	29 77	
								80	A	Liberty	49 75	
								106	A	Stetson	47 74	
								135	H	High Point	57 58	
								150	H	Winthrop	59 65	
								175	A	Eastern Ky.	47 67	
								189	A	Presbyterian	40 71	
								189	H	Presbyterian	49 56	
								198	H	Campbell	56 73	
								226	A	Radford	54 66	
								278	A	USC Upstate	52 54	
								297	A	Coastal Caro.	62 73	
								314	N	Bethune-Cookman	57 74	
								317	H	Western Caro.	45 58	
								320	H	Wofford	54 58	
								322	A	Gardner-Webb	47 73	
								322	H	Gardner-Webb	45 58	
								328	H	Kennesaw St.	62 71	
								332	A	Charleston So.	59 73	
LAST 12 Division I GAMES:												
189	A	Presbyterian	40 71	150	H	Winthrop	59 65					
322	A	Gardner-Webb	47 73	80	A	Liberty	49 75					
297	A	Coastal Caro.	62 73	226	A	Radford	54 66					
332	A	Charleston So.	59 73	135	H	High Point	57 58					
322	H	Gardner-Webb	45 58	106	A	Stetson	47 74					
189	H	Presbyterian	49 56	314	N	Bethune-Cookman	57 74					

Non-Div I Games: Montreat 77 50 Columbia (SC) 70 48

UNC Asheville

■ Loss,
 ■ Non-Conf, S Site,
 ■ Home
 ■ Away
 N Neutral

UNC Greensboro

Through Games Of Sunday, February 3, 2013

Average RPI Win:	331	WON-LOST	WINNING	LAST 10	STRENGTH OF	OPP. STRENGTH	TEAM	ADJ.	CONF.	ADJ CONF.
Average RPI Loss:	183	RECORD	PCT. RANK	GAMES	SCHEDULE	OF SCHEDULE	RPI	RPI	RPI	RPI
DIV. I ONLY	4- 16	314	1- 9	298	326	329	329	22	22	
DIV. I NON-CONF.	3- 6	242	1- 2	290	321	323	323	26	26	
TOTALS	RPI 1-25	RPI 26-50	W-L RECORDS	RPI 51-100	RPI 101-150	RPI 150+				
4- 16	0- 1	0- 1	OVERALL	0- 2	0- 2	4- 10				
3- 8	0- 1	0- 1	HOME	0- 0	0- 1	3- 5				
1- 7	0- 0	0- 0	AWAY	0- 2	0- 1	1- 4				
0- 1	0- 0	0- 0	NEUTRAL	0- 0	0- 0	0- 1				
3- 6	0- 1	0- 0	NON-CONFERENCE	0- 1	0- 1	3- 3				
3- 3	0- 1	0- 0	HOME	0- 0	0- 1	3- 1				
0- 2	0- 0	0- 0	AWAY	0- 1	0- 0	0- 1				
0- 1	0- 0	0- 0	NEUTRAL	0- 0	0- 0	0- 1				
1- 10	0- 0	0- 1	CONFERENCE	0- 1	0- 1	1- 7				
0- 5	0- 0	0- 1	HOME	0- 0	0- 0	0- 4				
1- 5	0- 0	0- 0	AWAY	0- 1	0- 1	1- 3				
0- 0	0- 0	0- 0	NEUTRAL	0- 0	0- 0	0- 0				

RPI S	Opponent	Score	RPI S	Opponent	Score	RPI S	Opponent	Score	RPI S	Opponent	Score	Team's RPI: 329
18	H Florida St.	63 93	47	H Chattanooga	46 76	80	A Liberty	56 76	102	H Richmond	69 104	
						96	A Davidson	48 88	111	A Appalachian St.	58 81	
									161	A UAB	62 80	
									162	A Elon	60 71	
									203	H Col. of Charleston	61 88	
									218	A Furman	48 67	
									225	H Samford	46 60	
									226	H Radford	64 76	
									311	H Ga. Southern	56 63	
									317	A Western Caro.	44 47	
									317	H Western Caro.	49 60	
									320	A Wofford	87 75	
									322	H Gardner-Webb	55 49	
									332	N Charleston So.	57 60	
									338	H Norfolk St.	71 63	
									342	H N.C. Central	49 39	
LAST 12 Division I GAMES:												
317	H Western Caro.	49 60	218	A Furman	48 67							
320	A Wofford	87 75	225	H Samford	46 60							
311	H Ga. Southern	56 63	47	H Chattanooga	46 76							
96	A Davidson	48 88	161	A UAB	62 80							
111	A Appalachian St.	58 81	18	H Florida St.	63 93							
162	A Elon	60 71	342	H N.C. Central	49 39							

Non-Div I Games:

UNC Greensboro

■ Loss,
■ Non-Conf, S Site,
■ Home
■ Away
N Neutral

UNC Wilmington

Through Games Of Sunday, February 3, 2013

Average RPI Win:	319	WON-LOST	WINNING	LAST 10	STRENGTH OF	OPP. STRENGTH	TEAM	ADJ.	CONF.	ADJ CONF.
Average RPI Loss:	141	RECORD	PCT. RANK	GAMES	SCHEDULE	OF SCHEDULE	RPI	RPI	RPI	RPI
DIV. I ONLY	2- 17	332	1- 9	124	167	300	300	14	14	
DIV. I NON-CONF.	1- 10	324	0- 4	148	147	310	310	15	15	
TOTALS	RPI 1-25	RPI 26-50	W-L RECORDS	RPI 51-100	RPI 101-150	RPI 150+				
2- 17	0- 1	0- 1	OVERALL	0- 5	0- 3	2- 7				
1- 7	0- 0	0- 0	HOME	0- 3	0- 2	1- 2				
1- 10	0- 1	0- 1	AWAY	0- 2	0- 1	1- 5				
0- 0	0- 0	0- 0	NEUTRAL	0- 0	0- 0	0- 0				
1- 10	0- 0	0- 1	NON-CONFERENCE	0- 3	0- 1	1- 5				
1- 3	0- 0	0- 0	HOME	0- 1	0- 1	1- 1				
0- 7	0- 0	0- 1	AWAY	0- 2	0- 0	0- 4				
0- 0	0- 0	0- 0	NEUTRAL	0- 0	0- 0	0- 0				
1- 7	0- 1	0- 0	CONFERENCE	0- 2	0- 2	1- 2				
0- 4	0- 0	0- 0	HOME	0- 2	0- 1	0- 1				
1- 3	0- 1	0- 0	AWAY	0- 0	0- 1	1- 1				
0- 0	0- 0	0- 0	NEUTRAL	0- 0	0- 0	0- 0				

RPI 1-25				RPI 26-50				RPI 51-100				RPI 101+				Team's RPI: 300	
RPI	S	Opponent	Score	RPI	S	Opponent	Score	RPI	S	Opponent	Score	RPI	S	Opponent	Score		
24	A	Delaware	39 67	43	A	West Virginia	47 76	73	H	Charlotte	58 63	102	H	Richmond	42 53		
								79	H	Drexel	51 64	136	A	Old Dominion	55 62		
								80	A	Liberty	34 84	136	H	Old Dominion	50 74		
								91	H	James Madison	39 60	153	A	Wake Forest	59 60		
								99	A	Tulane	58 73	154	H	N.C. A&T	47 56		
												162	A	Elon	61 67		
												231	A	Xavier	52 62		
												239	A	Northern Ky.	55 71		
												295	A	William & Mary	61 52		
												295	H	William & Mary	61 63		
												299	A	Towson	53 55		
												342	H	N.C. Central	59 45		
LAST 12 Division I GAMES:																	
136	A	Old Dominion	55 62	295	A	William & Mary	61 52										
295	H	William & Mary	61 63	91	H	James Madison	39 60										
299	A	Towson	53 55	154	H	N.C. A&T	47 56										
24	A	Delaware	39 67	102	H	Richmond	42 53										
136	H	Old Dominion	50 74	239	A	Northern Ky.	55 71										
79	H	Drexel	51 64	231	A	Xavier	52 62										

Non-Div I Games:

UNC Wilmington

■ Loss,
 ■ Non-Conf,
 ■ S Site,
 ■ H Home
 ■ A Away
 N Neutral

Average RPI Win:	202	WON-LOST	WINNING	LAST 10	STRENGTH OF	OPP. STRENGTH	TEAM	ADJ.	CONF.	ADJ CONF.
Average RPI Loss:	78	RECORD	PCT. RANK	GAMES	SCHEDULE	OF SCHEDULE	RPI	RPI	RPI	RPI
DIV. I ONLY	10- 11	174	6- 4	95	81	129	129	10	10	
DIV. I NON-CONF.	5- 7	211	1- 2	92	42	153	153	9	9	
TOTALS	RPI 1-25	RPI 26-50	W-L RECORDS	RPI 51-100	RPI 101-150	RPI 150+				
10- 11	0- 2	0- 2	OVERALL	0- 5	3- 1	7- 1				
5- 4	0- 2	0- 0	HOME	0- 2	1- 0	4- 0				
4- 5	0- 0	0- 2	AWAY	0- 2	1- 0	3- 1				
1- 2	0- 0	0- 0	NEUTRAL	0- 1	1- 1	0- 0				
5- 7	0- 2	0- 1	NON-CONFERENCE	0- 3	1- 1	4- 0				
2- 3	0- 2	0- 0	HOME	0- 1	0- 0	2- 0				
2- 2	0- 0	0- 1	AWAY	0- 1	0- 0	2- 0				
1- 2	0- 0	0- 0	NEUTRAL	0- 1	1- 1	0- 0				
5- 4	0- 0	0- 1	CONFERENCE	0- 2	2- 0	3- 1				
3- 1	0- 0	0- 0	HOME	0- 1	1- 0	2- 0				
2- 3	0- 0	0- 1	AWAY	0- 1	1- 0	1- 1				
0- 0	0- 0	0- 0	NEUTRAL	0- 0	0- 0	0- 0				

RPI 1-25				RPI 26-50				RPI 51-100				RPI 101+ Team's RPI: 129			
RPI	S	Opponent	Score	RPI	S	Opponent	Score	RPI	S	Opponent	Score	RPI	S	Opponent	Score
19	H	Green Bay	53 54	29	A	Creighton	40 54	63	A	Minnesota	43 86	114	N	Arizona St.	63 66
25	H	Iowa St.	59 67	31	A	Iowa	46 68	65	N	Florida	63 80	115	N	North Carolina St.	76 72
								68	H	Wichita St.	57 60	117	H	Missouri St.	75 52
								70	H	South Dakota St.	49 61	138	A	Indiana St.	54 52
								92	A	Illinois St.	41 72	168	A	Saint Louis	73 64
												173	H	Evansville	75 64
												190	A	Bradley	77 72
												221	H	South Dakota	63 50
												258	A	North Dakota St.	66 50
												281	A	Drake	55 63
												301	H	Southern Ill.	76 59
												339	H	Chicago St.	81 41
LAST 12 Division I GAMES:															
173	H	Evansville	75 64	117	H	Missouri St.	75 52	138	A	Indiana St.	54 52	92	A	Illinois St.	41 72
301	H	Southern Ill.	76 59	168	A	Saint Louis	73 64	63	A	Minnesota	43 86	25	H	Iowa St.	59 67
281	A	Drake	55 63	29	A	Creighton	40 54								
190	A	Bradley	77 72	68	H	Wichita St.	57 60								

Non-Div I Games:

UNI

■ Loss,
 ■ Non-Conf, S Site,
 ■ Home
 ■ Away
 N Neutral

Average RPI Win:	251	WON-LOST	WINNING	LAST 10	STRENGTH OF	OPP. STRENGTH	TEAM	ADJ.	CONF.	ADJ CONF.
Average RPI Loss:	142	RECORD	PCT. RANK	GAMES	SCHEDULE	OF SCHEDULE	RPI	RPI	RPI	RPI
DIV. I ONLY	8- 13	230	4- 6	206	184	261	261	17	17	
DIV. I NON-CONF.	4- 10	269	1- 4	193	218	283	283	17	17	
TOTALS	RPI 1-25	RPI 26-50	W-L RECORDS	RPI 51-100	RPI 101-150	RPI 150+				
8- 13	0- 1	0- 0	OVERALL	0- 5	0- 3	8- 4				
5- 6	0- 0	0- 0	HOME	0- 4	0- 2	5- 0				
1- 5	0- 0	0- 0	AWAY	0- 1	0- 1	1- 3				
2- 2	0- 1	0- 0	NEUTRAL	0- 0	0- 0	2- 1				
4- 10	0- 1	0- 0	NON-CONFERENCE	0- 3	0- 3	4- 3				
2- 5	0- 0	0- 0	HOME	0- 3	0- 2	2- 0				
0- 3	0- 0	0- 0	AWAY	0- 0	0- 1	0- 2				
2- 2	0- 1	0- 0	NEUTRAL	0- 0	0- 0	2- 1				
4- 3	0- 0	0- 0	CONFERENCE	0- 2	0- 0	4- 1				
3- 1	0- 0	0- 0	HOME	0- 1	0- 0	3- 0				
1- 2	0- 0	0- 0	AWAY	0- 1	0- 0	1- 1				
0- 0	0- 0	0- 0	NEUTRAL	0- 0	0- 0	0- 0				

RPI 1-25				RPI 26-50				RPI 51-100				RPI 101+ Team's RPI: 261			
RPI	S	Opponent	Score	RPI	S	Opponent	Score	RPI	S	Opponent	Score	RPI	S	Opponent	Score
20	N	Dayton	58 82					51	H	San Diego St.	60 74	119	A	Santa Clara	64 70
								59	H	Kansas St.	54 80	127	H	Arizona	82 83
								67	A	Wyoming	54 76	136	H	Old Dominion	67 85
								78	H	Montana	65 69	157	H	UC Santa Barbara	58 52
								86	H	Bowling Green	54 64	171	H	New Mexico	68 57
												197	A	UC Riverside	66 82
												242	H	Colorado St.	63 50
												246	A	UTSA	46 61
												260	H	Boise St.	75 61
												270	A	Nevada	66 61
												298	N	Ohio	60 51
												305	N	Binghamton	58 56
												306	H	Alabama A&M	67 62
												323	A	Air Force	69 81
												334	N	Maine	67 74
LAST 12 Division I GAMES:															
260	H	Boise St.	75 61	171	H	New Mexico	68 57								
270	A	Nevada	66 61	119	A	Santa Clara	64 70								
67	A	Wyoming	54 76	197	A	UC Riverside	66 82								
242	H	Colorado St.	63 50	59	H	Kansas St.	54 80								
51	H	San Diego St.	60 74	306	H	Alabama A&M	67 62								
323	A	Air Force	69 81	136	H	Old Dominion	67 85								

Non-Div I Games:

UNLV

■ Loss,
 ■ Non-Conf,
 S Site,
 ■ Home
 ■ Away
 N Neutral

USC Upstate

Through Games Of Sunday, February 3, 2013

Average RPI Win:	302	WON-LOST	WINNING	LAST 10	STRENGTH OF	OPP. STRENGTH	TEAM	ADJ.	CONF.	ADJ CONF.
Average RPI Loss:	143	RECORD	PCT. RANK	GAMES	SCHEDULE	OF SCHEDULE	RPI	RPI	RPI	RPI
DIV. I ONLY	7- 13	254	4- 6	258	221	278	278	28	28	
DIV. I NON-CONF.	3- 9	287	0- 4	249	168	284	284	28	28	
TOTALS	RPI 1-25	RPI 26-50	W-L RECORDS	RPI 51-100	RPI 101-150	RPI 150+				
7- 13	0- 2	0- 1	OVERALL	0- 1	0- 4	7- 5				
4- 6	0- 0	0- 0	HOME	0- 1	0- 2	4- 3				
3- 7	0- 2	0- 1	AWAY	0- 0	0- 2	3- 2				
0- 0	0- 0	0- 0	NEUTRAL	0- 0	0- 0	0- 0				
3- 9	0- 2	0- 1	NON-CONFERENCE	0- 0	0- 2	3- 4				
1- 4	0- 0	0- 0	HOME	0- 0	0- 1	1- 3				
2- 5	0- 2	0- 1	AWAY	0- 0	0- 1	2- 1				
0- 0	0- 0	0- 0	NEUTRAL	0- 0	0- 0	0- 0				
4- 4	0- 0	0- 0	CONFERENCE	0- 1	0- 2	4- 1				
3- 2	0- 0	0- 0	HOME	0- 1	0- 1	3- 0				
1- 2	0- 0	0- 0	AWAY	0- 0	0- 1	1- 1				
0- 0	0- 0	0- 0	NEUTRAL	0- 0	0- 0	0- 0				

RPI 1-25				RPI 26-50				RPI 51-100				RPI 101+ Team's RPI: 278			
RPI	S	Opponent	Score	RPI	S	Opponent	Score	RPI	S	Opponent	Score	RPI	S	Opponent	Score
9	A	Purdue	47 82	43	A	West Virginia	45 75	66	H	FGCU	54 77	106	H	Stetson	66 84
12	A	Kentucky	34 100									135	H	High Point	67 77
												136	A	Old Dominion	46 77
												139	A	Mercer	55 72
												181	H	George Washington	37 48
												218	H	Furman	80 85
												237	H	East Tenn. St.	90 79
												239	A	Northern Ky.	62 70
												239	H	Northern Ky.	61 81
												247	H	North Florida	64 52
												309	H	Jacksonville	72 53
												317	A	Western Caro.	51 48
												328	A	Kennesaw St.	61 52
												335	A	Lipscomb	56 57
												338	A	Norfolk St.	71 64
												340	H	UNC Asheville	54 52
LAST 12 Division I GAMES:															
239	H	Northern Ky.	61 81	106	H	Stetson	66 84								
247	H	North Florida	64 52	335	A	Lipscomb	56 57								
309	H	Jacksonville	72 53	239	A	Northern Ky.	62 70								
328	A	Kennesaw St.	61 52	237	H	East Tenn. St.	90 79								
139	A	Mercer	55 72	218	H	Furman	80 85								
66	H	FGCU	54 77	135	H	High Point	67 77								

Non-Div I Games: St. Andrews 83 26

USC Upstate

■ Loss,
 ■ Non-Conf,
 ■ S Site,
 ■ H Home
 ■ A Away
 N Neutral

Average RPI Win:	230	WON-LOST	WINNING	LAST 10	STRENGTH OF	OPP. STRENGTH	TEAM	ADJ.	CONF.	ADJ CONF.
Average RPI Loss:	106	RECORD	PCT. RANK	GAMES	SCHEDULE	OF SCHEDULE	RPI	RPI	RPI	RPI
DIV. I ONLY	10- 13	205	5- 5	72	136	149	149	27	27	
DIV. I NON-CONF.	5- 9	238	1- 2	14	30	123	123	27	27	
TOTALS	RPI 1-25	RPI 26-50	W-L RECORDS	RPI 51-100	RPI 101-150	RPI 150+				
10- 13	0- 4	0- 0	OVERALL	0- 2	0- 2	10- 5				
7- 4	0- 2	0- 0	HOME	0- 0	0- 1	7- 1				
3- 7	0- 0	0- 0	AWAY	0- 2	0- 1	3- 4				
0- 2	0- 2	0- 0	NEUTRAL	0- 0	0- 0	0- 0				
5- 9	0- 4	0- 0	NON-CONFERENCE	0- 2	0- 1	5- 2				
4- 3	0- 2	0- 0	HOME	0- 0	0- 1	4- 0				
1- 4	0- 0	0- 0	AWAY	0- 2	0- 0	1- 2				
0- 2	0- 2	0- 0	NEUTRAL	0- 0	0- 0	0- 0				
5- 4	0- 0	0- 0	CONFERENCE	0- 0	0- 1	5- 3				
3- 1	0- 0	0- 0	HOME	0- 0	0- 0	3- 1				
2- 3	0- 0	0- 0	AWAY	0- 0	0- 1	2- 2				
0- 0	0- 0	0- 0	NEUTRAL	0- 0	0- 0	0- 0				

RPI	S	Opponent	Score	RPI	S	Opponent	Score	RPI	S	Opponent	Score	RPI	S	Opponent	Score	Team's RPI: 149
1	N	Baylor	67 82					75	A	Missouri	71 82	133	A	Eastern Ill.	79 84	
3	N	Stanford	68 92					90	A	Northwestern	69 79	138	H	Indiana St.	71 73	
9	H	Purdue	60 68									155	H	Arkansas St.	72 62	
23	H	Louisville	61 79									158	A	Hawaii	69 73	
												161	A	UAB	51 56	
												168	H	Saint Louis	78 62	
												173	A	Evansville	73 57	
												185	H	Southern Miss.	87 80	
												186	A	Belmont	56 58	
												192	H	Murray St.	72 82	
												194	A	Tennessee Tech	81 63	
												205	A	SIU Edwardsville	66 67	
												230	H	Central Ark.	72 48	
												262	A	Southeast Mo. St.	82 71	
												292	H	Morehead St.	75 56	
												303	H	Austin Peay	84 57	
												341	H	Jacksonville St.	93 63	
LAST 12 Division I GAMES:																
133	A	Eastern Ill.	79 84	303	H	Austin Peay	84 57									
205	A	SIU Edwardsville	66 67	192	H	Murray St.	72 82									
194	A	Tennessee Tech	81 63	341	H	Jacksonville St.	93 63									
292	H	Morehead St.	75 56	161	A	UAB	51 56									
262	A	Southeast Mo. St.	82 71	185	H	Southern Miss.	87 80									
186	A	Belmont	56 58	138	H	Indiana St.	71 73									

Non-Div I Games:

UT Martin

■ Loss,
■ Non-Conf, S Site,
■ Home
■ Away
N Neutral

Average RPI Win:	187	WON-LOST	WINNING	LAST 10	STRENGTH OF	OPP. STRENGTH	TEAM	ADJ.	CONF.	ADJ CONF.
Average RPI Loss:	157	RECORD	PCT. RANK	GAMES	SCHEDULE	OF SCHEDULE	RPI	RPI	RPI	RPI
DIV. I ONLY	16- 3	23	8- 2	165	186	71	71	9	9	
DIV. I NON-CONF.	11- 1	14	4- 0	246	291	60	60	10	10	
TOTALS	RPI 1-25	RPI 26-50	W-L RECORDS	RPI 51-100	RPI 101-150	RPI 150+				
16- 3	0- 0	0- 0	OVERALL	1- 1	5- 0	10- 2				
10- 2	0- 0	0- 0	HOME	0- 1	3- 0	7- 1				
4- 1	0- 0	0- 0	AWAY	1- 0	1- 0	2- 1				
2- 0	0- 0	0- 0	NEUTRAL	0- 0	1- 0	1- 0				
11- 1	0- 0	0- 0	NON-CONFERENCE	1- 0	3- 0	7- 1				
8- 0	0- 0	0- 0	HOME	0- 0	2- 0	6- 0				
1- 1	0- 0	0- 0	AWAY	1- 0	0- 0	0- 1				
2- 0	0- 0	0- 0	NEUTRAL	0- 0	1- 0	1- 0				
5- 2	0- 0	0- 0	CONFERENCE	0- 1	2- 0	3- 1				
2- 2	0- 0	0- 0	HOME	0- 1	1- 0	1- 1				
3- 0	0- 0	0- 0	AWAY	0- 0	1- 0	2- 0				
0- 0	0- 0	0- 0	NEUTRAL	0- 0	0- 0	0- 0				

RPI S	Opponent	Score	RPI S	Opponent	Score	RPI S	Opponent	Score	RPI S	Opponent	Score
56	H SMU	73 82	196	A Tulsa	71 64	101	H East Carolina	81 66	114	H Arizona St.	60 54
59	A Kansas St.	52 50	191	A Houston	65 54	116	A Rice	49 48	126	H Sam Houston St.	85 66
			116	A Rice	49 48	127	N Arizona	64 53	161	H UAB	57 61
			161	H UAB	57 61	171	H New Mexico	60 45	187	N Texas Southern	61 52
			171	H New Mexico	60 45	191	A Houston	65 54	196	A Tulsa	71 64
			187	N Texas Southern	61 52	196	H Tulsa	50 35	196	H Tulsa	50 35
			191	A Houston	65 54	213	H Loyola Marymount	79 51	254	A New Mexico St.	68 69
			196	A Tulsa	71 64	254	H New Mexico St.	66 44	276	H Texas St.	88 81
			196	H Tulsa	50 35	276	H Texas St.	88 81	315	H Tex.-Pan American	83 56
			213	H Loyola Marymount	79 51	315	H Tex.-Pan American	83 56	344	H Houston Baptist	67 58
			254	A New Mexico St.	68 69	344	H Houston Baptist	67 58			
			254	H New Mexico St.	66 44						
			276	H Texas St.	88 81						
			315	H Tex.-Pan American	83 56						
			344	H Houston Baptist	67 58						

LAST 12 Division I GAMES:

56	H SMU	73 82	196	A Tulsa	71 64
196	H Tulsa	50 35	315	H Tex.-Pan American	83 56
191	A Houston	65 54	126	H Sam Houston St.	85 66
116	A Rice	49 48	171	H New Mexico	60 45
161	H UAB	57 61	59	A Kansas St.	52 50
101	H East Carolina	81 66	254	H New Mexico St.	66 44

Non-Div I Games: Eastern N.M. 71 34

UTEP

Loss, Non-Conf, S Site, H Home A Away N Neutral

Average RPI Win: 270	WON-LOST	WINNING	LAST 10	STRENGTH OF	OPP. STRENGTH	TEAM	ADJ.	CONF.	ADJ CONF.
Average RPI Loss: 171	RECORD	PCT. RANK	GAMES	SCHEDULE	OF SCHEDULE	RPI	RPI	RPI	RPI
DIV. I ONLY	11- 10	152	6- 4	331	192	246	246	24	24
DIV. I NON-CONF.	5- 5	159	0- 1	338	155	295	295	24	24
TOTALS	RPI 1-25	RPI 26-50	W-L RECORDS	RPI 51-100	RPI 101-150	RPI 150+			
11- 10	0- 0	0- 0	OVERALL	0- 1	0- 2	11- 7			
6- 4	0- 0	0- 0	HOME	0- 0	0- 1	6- 3			
5- 6	0- 0	0- 0	AWAY	0- 1	0- 1	5- 4			
0- 0	0- 0	0- 0	NEUTRAL	0- 0	0- 0	0- 0			
5- 5	0- 0	0- 0	NON-CONFERENCE	0- 1	0- 1	5- 3			
5- 1	0- 0	0- 0	HOME	0- 0	0- 0	5- 1			
0- 4	0- 0	0- 0	AWAY	0- 1	0- 1	0- 2			
0- 0	0- 0	0- 0	NEUTRAL	0- 0	0- 0	0- 0			
6- 5	0- 0	0- 0	CONFERENCE	0- 0	0- 1	6- 4			
1- 3	0- 0	0- 0	HOME	0- 0	0- 1	1- 2			
5- 2	0- 0	0- 0	AWAY	0- 0	0- 0	5- 2			
0- 0	0- 0	0- 0	NEUTRAL	0- 0	0- 0	0- 0			

RPI 1-25				RPI 26-50				RPI 51-100				RPI 101+ Team's RPI: 246					
RPI	S	Opponent	Score	RPI	S	Opponent	Score	RPI	S	Opponent	Score	RPI	S	Opponent	Score		
								68	A	Wichita St.	36	50	116	A	Rice	41	43
													148	H	Idaho	45	64
													164	A	Louisiana Tech	51	50
													166	A	Utah St.	66	79
													167	A	TCU	64	73
													178	H	San Francisco	60	61
													182	H	Seattle	65	55
													191	A	Houston	42	55
													212	A	Denver	49	53
													212	H	Denver	73	75
													254	A	New Mexico St.	66	53
													254	H	New Mexico St.	52	69
													261	H	UNLV	61	46
													272	A	San Jose St.	57	54
													276	A	Texas St.	56	46
													295	H	William & Mary	76	50
													303	H	Austin Peay	69	67
													307	A	Texas-Arlington	59	57
													315	H	Tex.-Pan American	68	34
													336	H	A&M-Corpus Christi	52	40
LAST 12 Division I GAMES:																	
				254	A	New Mexico St.	66	53					307	A	Texas-Arlington	59	57
				212	A	Denver	49	53					212	H	Denver	73	75
				148	H	Idaho	45	64					254	H	New Mexico St.	52	69
				182	H	Seattle	65	55					272	A	San Jose St.	57	54
				276	A	Texas St.	56	46					166	A	Utah St.	66	79
				164	A	Louisiana Tech	51	50					116	A	Rice	41	43

Non-Div I Games: Concordia (TX) 88 29

UTSA

■ Loss,
 ■ Non-Conf,
 ■ S Site,
 ■ Home
 ■ A Away
 N Neutral

Average RPI Win:	194	WON-LOST	WINNING	LAST 10	STRENGTH OF	OPP. STRENGTH	TEAM	ADJ.	CONF.	ADJ CONF.
Average RPI Loss:	50	RECORD	PCT. RANK	GAMES	SCHEDULE	OF SCHEDULE	RPI	RPI	RPI	RPI
DIV. I ONLY	11- 10	152	2- 8	54	51	97	97	6	6	
DIV. I NON-CONF.	9- 2	34	1- 1	270	277	131	131	5	5	
TOTALS	RPI 1-25	RPI 26-50	W-L RECORDS	RPI 51-100	RPI 101-150	RPI 150+				
11- 10	0- 7	1- 0	OVERALL	0- 1	2- 1	8- 1				
7- 6	0- 3	1- 0	HOME	0- 1	1- 1	5- 1				
4- 4	0- 4	0- 0	AWAY	0- 0	1- 0	3- 0				
0- 0	0- 0	0- 0	NEUTRAL	0- 0	0- 0	0- 0				
9- 2	0- 0	1- 0	NON-CONFERENCE	0- 1	0- 0	8- 1				
6- 2	0- 0	1- 0	HOME	0- 1	0- 0	5- 1				
3- 0	0- 0	0- 0	AWAY	0- 0	0- 0	3- 0				
0- 0	0- 0	0- 0	NEUTRAL	0- 0	0- 0	0- 0				
2- 8	0- 7	0- 0	CONFERENCE	0- 0	2- 1	0- 0				
1- 4	0- 3	0- 0	HOME	0- 0	1- 1	0- 0				
1- 4	0- 4	0- 0	AWAY	0- 0	1- 0	0- 0				
0- 0	0- 0	0- 0	NEUTRAL	0- 0	0- 0	0- 0				

RPI 1-25				RPI 26-50				RPI 51-100				Team's RPI: 97		RPI 101+			
RPI	S	Opponent	Score	RPI	S	Opponent	Score	RPI	S	Opponent	Score			RPI	S	Opponent	Score
3	A	Stanford	44 65	39	H	Michigan	59 40	72	H	BYU	48 53			114	H	Arizona St.	66 46
3	H	Stanford	56 70											121	A	Southern California	63 60
5	A	California	54 71											127	H	Arizona	58 62
5	H	California	50 55											151	H	Northern Colo.	62 55
15	A	UCLA	42 70											158	A	Hawaii	62 61
22	A	Colorado	57 67											166	H	Utah St.	92 64
22	H	Colorado	43 56											212	A	Denver	75 60
														223	H	North Dakota	56 62
														241	H	Southern Utah	79 61
														269	H	UC Irvine	58 42
														324	A	Weber St.	73 47
														344	H	Houston Baptist	71 33
LAST 12 Division I GAMES:																	
15	A	UCLA	42 70	22	H	Colorado	43 56										
121	A	Southern California	63 60	22	A	Colorado	57 67										
5	A	California	54 71	3	H	Stanford	56 70										
3	A	Stanford	44 65	5	H	California	50 55										
114	H	Arizona St.	66 46	223	H	North Dakota	56 62										
127	H	Arizona	58 62	269	H	UC Irvine	58 42										

Average RPI Win: 218	WON-LOST	WINNING	LAST 10	STRENGTH OF	OPP. STRENGTH	TEAM	ADJ.	CONF.	ADJ CONF.
Average RPI Loss: 172	RECORD	PCT. RANK	GAMES	SCHEDULE	OF SCHEDULE	RPI	RPI	RPI	RPI
DIV. I ONLY	11- 10	152	8- 2	193	224	166	166	24	24
DIV. I NON-CONF.	2- 8	304	1- 0	165	199	281	281	24	24
TOTALS	RPI 1-25	RPI 26-50	W-L RECORDS	RPI 51-100	RPI 101-150	RPI 150+			
11- 10	0- 1	0- 0	OVERALL	0- 2	2- 1	9- 6			
7- 2	0- 0	0- 0	HOME	0- 0	1- 1	6- 1			
3- 8	0- 1	0- 0	AWAY	0- 2	1- 0	2- 5			
1- 0	0- 0	0- 0	NEUTRAL	0- 0	0- 0	1- 0			
2- 8	0- 1	0- 0	NON-CONFERENCE	0- 2	0- 1	2- 4			
1- 2	0- 0	0- 0	HOME	0- 0	0- 1	1- 1			
0- 6	0- 1	0- 0	AWAY	0- 2	0- 0	0- 3			
1- 0	0- 0	0- 0	NEUTRAL	0- 0	0- 0	1- 0			
9- 2	0- 0	0- 0	CONFERENCE	0- 0	2- 0	7- 2			
6- 0	0- 0	0- 0	HOME	0- 0	1- 0	5- 0			
3- 2	0- 0	0- 0	AWAY	0- 0	1- 0	2- 2			
0- 0	0- 0	0- 0	NEUTRAL	0- 0	0- 0	0- 0			

RPI 1-25				RPI 26-50				RPI 51-100				RPI 101+ Team's RPI: 166			
RPI	S	Opponent	Score	RPI	S	Opponent	Score	RPI	S	Opponent	Score	RPI	S	Opponent	Score
4	A	Notre Dame	70 109					72	A	BYU	77 81	104	H	Montana St.	65 71
								97	A	Utah	64 92	148	A	Idaho	91 85
												148	H	Idaho	81 50
												164	A	Louisiana Tech	76 75
												182	A	Seattle	68 71
												182	H	Seattle	67 62
												197	A	UC Riverside	90 94
												212	H	Denver	85 69
												213	A	Loyola Marymount	81 98
												221	H	South Dakota	70 69
												244	N	Prairie View	67 66
												246	H	UTSA	79 66
												254	H	New Mexico St.	65 63
												269	H	UC Irvine	70 71
												272	A	San Jose St.	80 103
												276	H	Texas St.	82 69
												307	A	Texas-Arlington	93 83
												313	A	Utah Valley	62 78
LAST 12 Division I GAMES:															
182	H	Seattle	67 62	272	A	San Jose St.	80 103								
148	H	Idaho	81 50	148	A	Idaho	91 85								
164	A	Louisiana Tech	76 75	182	A	Seattle	68 71								
307	A	Texas-Arlington	93 83	276	H	Texas St.	82 69								
212	H	Denver	85 69	246	H	UTSA	79 66								
254	H	New Mexico St.	65 63	221	H	South Dakota	70 69								

Non-Div I Games: Alas. Anchorage 67 57

Utah St.

■ Loss,
 ■ Non-Conf,
 ■ S Site,
 ■ Home
 ■ A Away
 N Neutral

Utah Valley

Through Games Of Sunday, February 3, 2013

Average RPI Win:	302	WON-LOST	WINNING	LAST 10	STRENGTH OF	OPP. STRENGTH	TEAM	ADJ.	CONF.	ADJ CONF.
Average RPI Loss:	201	RECORD	PCT. RANK	GAMES	SCHEDULE	OF SCHEDULE	RPI	RPI	RPI	RPI
DIV. I ONLY	7- 13	254	5- 4	339	304	313	313	33	33	
DIV. I NON-CONF.	4- 12	287	2- 5	312	251	314	314	33	33	
TOTALS	RPI 1-25	RPI 26-50	W-L RECORDS	RPI 51-100	RPI 101-150	RPI 150+				
7- 13	0- 1	0- 0	OVERALL	0- 0	0- 2	7- 10				
4- 3	0- 0	0- 0	HOME	0- 0	0- 0	4- 3				
3- 10	0- 1	0- 0	AWAY	0- 0	0- 2	3- 7				
0- 0	0- 0	0- 0	NEUTRAL	0- 0	0- 0	0- 0				
4- 12	0- 1	0- 0	NON-CONFERENCE	0- 0	0- 2	4- 9				
2- 3	0- 0	0- 0	HOME	0- 0	0- 0	2- 3				
2- 9	0- 1	0- 0	AWAY	0- 0	0- 2	2- 6				
0- 0	0- 0	0- 0	NEUTRAL	0- 0	0- 0	0- 0				
3- 1	0- 0	0- 0	CONFERENCE	0- 0	0- 0	3- 1				
2- 0	0- 0	0- 0	HOME	0- 0	0- 0	2- 0				
1- 1	0- 0	0- 0	AWAY	0- 0	0- 0	1- 1				
0- 0	0- 0	0- 0	NEUTRAL	0- 0	0- 0	0- 0				

RPI 1-25				RPI 26-50			RPI 51-100			RPI 101+ Team's RPI: 313		
RPI	S	Opponent	Score	RPI	S	Opponent	Score	RPI	S	Opponent	Score	
22	A	Colorado	45 81							119	A	Santa Clara 67 80
										146	A	Sacramento St. 62 74
										156	A	Idaho St. 67 69
										165	H	Long Beach St. 69 77
										166	H	Utah St. 78 62
										196	A	Tulsa 53 80
										221	A	South Dakota 48 72
										241	A	Southern Utah 49 66
										241	H	Southern Utah 66 71
										260	H	Boise St. 63 80
										272	A	San Jose St. 72 81
										287	A	CSU Bakersfield 65 67
										289	A	NJIT 46 49
										302	A	Northern Ariz. 62 44
										315	H	Tex.-Pan American 71 66
										323	A	Air Force 70 60
										324	H	Weber St. 68 56
										339	H	Chicago St. 71 38
										344	A	Houston Baptist 75 71
LAST 12 Division I GAMES:												
344	A	Houston Baptist	75 71	241	A	Southern Utah	49 66					
289	A	NJIT	46 49	22	A	Colorado	45 81					
287	A	CSU Bakersfield	65 67	302	A	Northern Ariz.	62 44					
339	H	Chicago St.	71 38	156	A	Idaho St.	67 69					
315	H	Tex.-Pan American	71 66	241	H	Southern Utah	66 71					
323	A	Air Force	70 60	324	H	Weber St.	68 56					

Non-Div I Games: Carroll (MT) 65 53

Utah Valley

■ Loss,
 ■ Non-Conf, S Site,
 ■ Home
 ■ Away
 N Neutral

Average RPI Win:	277	WON-LOST	WINNING	LAST 10	STRENGTH OF	OPP. STRENGTH	TEAM	ADJ.	CONF.	ADJ CONF.
Average RPI Loss:	125	RECORD	PCT. RANK	GAMES	SCHEDULE	OF SCHEDULE	RPI	RPI	RPI	RPI
DIV. I ONLY	8- 14	246	2- 8	157	229	235	235	8	8	
DIV. I NON-CONF.	7- 8	177	2- 3	267	318	239	239	8	8	
TOTALS	RPI 1-25	RPI 26-50	W-L RECORDS	RPI 51-100	RPI 101-150	RPI 150+				
8- 14	0- 1	0- 1	OVERALL	0- 4	1- 3	7- 5				
4- 6	0- 1	0- 1	HOME	0- 2	0- 1	4- 1				
4- 8	0- 0	0- 0	AWAY	0- 2	1- 2	3- 4				
0- 0	0- 0	0- 0	NEUTRAL	0- 0	0- 0	0- 0				
7- 8	0- 0	0- 0	NON-CONFERENCE	0- 3	0- 2	7- 3				
4- 3	0- 0	0- 0	HOME	0- 2	0- 1	4- 0				
3- 5	0- 0	0- 0	AWAY	0- 1	0- 1	3- 3				
0- 0	0- 0	0- 0	NEUTRAL	0- 0	0- 0	0- 0				
1- 6	0- 1	0- 1	CONFERENCE	0- 1	1- 1	0- 2				
0- 3	0- 1	0- 1	HOME	0- 0	0- 0	0- 1				
1- 3	0- 0	0- 0	AWAY	0- 1	1- 1	0- 1				
0- 0	0- 0	0- 0	NEUTRAL	0- 0	0- 0	0- 0				

RPI	S	Opponent	Score	RPI	S	Opponent	Score	RPI	S	Opponent	Score	RPI	S	Opponent	Score	Team's RPI: 235
20	H	Dayton	49 60	32	H	Duquesne	51 73	74	H	Youngstown St.	45 58	101	H	East Carolina	56 67	
								77	A	Ohio St.	50 88	103	A	Butler	45 65	
								80	H	Liberty	63 76	107	A	Temple	53 51	
								81	A	Fordham	41 71	136	A	Old Dominion	51 74	
												162	A	Elon	58 74	
												168	A	Saint Louis	46 60	
												181	H	George Washington	68 79	
												215	A	Cleveland St.	57 68	
												277	H	UMKC	79 55	
												279	A	Florida A&M	86 57	
												282	A	Coppin St.	57 46	
												289	H	NJIT	64 52	
												310	H	UMBC	70 41	
												318	A	Manhattan	63 68	
												334	A	Maine	74 58	
												334	H	Maine	82 47	
LAST 12 Division I GAMES:																
81	A	Fordham	41 71	168	A	Saint Louis	46 60	74	H	Youngstown St.	45 58	334	H	Maine	82 47	
20	H	Dayton	49 60	77	A	Ohio St.	50 88	289	H	NJIT	64 52	80	H	Liberty	63 76	
103	A	Butler	45 65													
32	H	Duquesne	51 73													
181	H	George Washington	68 79													
107	A	Temple	53 51													

Non-Div I Games:

VCU

Valparaiso

Through Games Of Sunday, February 3, 2013

Average RPI Win:	218	WON-LOST	WINNING	LAST 10	STRENGTH OF	OPP. STRENGTH	TEAM	ADJ.	CONF.	ADJ CONF.
Average RPI Loss:	145	RECORD	PCT. RANK	GAMES	SCHEDULE	OF SCHEDULE	RPI	RPI	RPI	RPI
DIV. I ONLY	7- 12	241	5- 5	141	152	216	216	13	13	
DIV. I NON-CONF.	4- 8	242	2- 3	141	169	207	207	12	12	
TOTALS	RPI 1-25	RPI 26-50	W-L RECORDS	RPI 51-100	RPI 101-150	RPI 150+				
7- 12	0- 3	0- 1	OVERALL	1- 0	0- 3	6- 5				
5- 3	0- 1	0- 0	HOME	1- 0	0- 0	4- 2				
2- 9	0- 2	0- 1	AWAY	0- 0	0- 3	2- 3				
0- 0	0- 0	0- 0	NEUTRAL	0- 0	0- 0	0- 0				
4- 8	0- 2	0- 1	NON-CONFERENCE	0- 0	0- 2	4- 3				
3- 1	0- 0	0- 0	HOME	0- 0	0- 0	3- 1				
1- 7	0- 2	0- 1	AWAY	0- 0	0- 2	1- 2				
0- 0	0- 0	0- 0	NEUTRAL	0- 0	0- 0	0- 0				
3- 4	0- 1	0- 0	CONFERENCE	1- 0	0- 1	2- 2				
2- 2	0- 1	0- 0	HOME	1- 0	0- 0	1- 1				
1- 2	0- 0	0- 0	AWAY	0- 0	0- 1	1- 1				
0- 0	0- 0	0- 0	NEUTRAL	0- 0	0- 0	0- 0				

RPI 1-25				RPI 26-50				RPI 51-100				RPI 101+ Team's RPI: 216			
RPI	S	Opponent	Score	RPI	S	Opponent	Score	RPI	S	Opponent	Score	RPI	S	Opponent	Score
11	A	Duke	45 90	39	A	Michigan	32 73	74	H	Youngstown St.	67 59	103	A	Butler	55 69
19	H	Green Bay	55 78									142	A	IUPUI	69 75
23	A	Louisville	40 96									145	A	Wright St.	66 67
												168	H	Saint Louis	47 53
												184	H	Indiana	64 52
												215	H	Cleveland St.	92 84
												232	H	Ball St.	58 53
												250	A	Milwaukee	84 72
												251	A	Western Ill.	55 69
												274	A	Western Mich.	69 70
												275	H	Loyola Chicago	44 52
												280	A	IPFW	82 73
												285	A	Ill.-Chicago	75 82
												288	H	Northern Ill.	54 49
LAST 12 Division I GAMES:															
215	H	Cleveland St.	92 84	74	H	Youngstown St.	67 59								
145	A	Wright St.	66 67	288	H	Northern Ill.	54 49								
19	H	Green Bay	55 78	232	H	Ball St.	58 53								
250	A	Milwaukee	84 72	39	A	Michigan	32 73								
285	A	Ill.-Chicago	75 82	274	A	Western Mich.	69 70								
275	H	Loyola Chicago	44 52	23	A	Louisville	40 96								

Non-Div I Games: Purdue-Calumet 76 59

Valparaiso

Loss, Non-Conf, S Site, H Home A Away N Neutral

Through Games of Sunday, February 3, 1919										
Average RPI Win:	171	WON-LOST	WINNING	LAST 10	STRENGTH OF	OPP. STRENGTH	TEAM	ADJ.	CONF.	ADJ CONF.
Average RPI Loss:	25	RECORD	PCT. RANK	GAMES	SCHEDULE	OF SCHEDULE	RPI	RPI	RPI	RPI
DIV. I ONLY	15- 7	75	6- 4	33	65	34	34	4	4	
DIV. I NON-CONF.	10- 3	50	3- 0	40	126	29	29	6	6	

TOTALS	RPI 1-25	RPI 26-50		W-L RECORDS		RPI 51-100	RPI 101-150	RPI 150+		
15- 7	0- 5	1- 0		OVERALL		3- 2	3- 0	8- 0		
9- 1	0- 1	0- 0		HOME		2- 0	1- 0	6- 0		
6- 4	0- 3	1- 0		AWAY		1- 1	2- 0	2- 0		
0- 2	0- 1	0- 0		NEUTRAL		0- 1	0- 0	0- 0		
10- 3	0- 2	1- 0		NON-CONFERENCE		2- 1	2- 0	5- 0		
6- 0	0- 0	0- 0		HOME		1- 0	1- 0	4- 0		
4- 1	0- 1	1- 0		AWAY		1- 0	1- 0	1- 0		
0- 2	0- 1	0- 0		NEUTRAL		0- 1	0- 0	0- 0		
5- 4	0- 3	0- 0		CONFERENCE		1- 1	1- 0	3- 0		
3- 1	0- 1	0- 0		HOME		1- 0	0- 0	2- 0		
2- 3	0- 2	0- 0		AWAY		0- 1	1- 0	1- 0		
0- 0	0- 0	0- 0		NEUTRAL		0- 0	0- 0	0- 0		

RPI 1-25				RPI 26-50				Team's RPI: 34				RPI 51-100				RPI 101+			
RPI	S	Opponent	Score	RPI	S	Opponent	Score	RPI	S	Opponent	Score	RPI	S	Opponent	Score	RPI	S	Opponent	Score
6	H	Tennessee	75 83	27	A	Oklahoma	76 63	53	A	LSU	51 54	118	A	Alabama	67 58				
10	A	South Carolina	48 64					55	N	Virginia	66 73	121	A	Southern California	74 56				
13	A	Texas A&M	52 60					76	H	Arkansas	78 58	147	H	McNeese St.	82 71				
18	N	Florida St.	59 73					82	A	Western Ky.	77 67	161	H	UAB	69 54				
20	A	Dayton	66 71					85	H	Hartford	67 45	194	H	Tennessee Tech	77 50				
												203	H	Col. of Charleston	69 44				
												210	H	Mississippi St.	92 41				
												255	A	Ole Miss	76 57				
												255	H	Ole Miss	79 53				
												303	H	Austin Peay	67 36				
												335	A	Lipscomb	62 45				
LAST 12 Division I GAMES:																			
255	H	Ole Miss	79 53	10	A	South Carolina	48 64												
13	A	Texas A&M	52 60	255	A	Ole Miss	76 57												
118	A	Alabama	67 58	210	H	Mississippi St.	92 41												
6	H	Tennessee	75 83	121	A	Southern California	74 56												
53	A	LSU	51 54	203	H	Col. of Charleston	69 44												
76	H	Arkansas	78 58	27	A	Oklahoma	76 63												

Non-Div I Games:

Vanderbilt

Loss, Non-Conf, S Site, H Home A Away N Neutral

Average RPI Win:	312	WON-LOST	WINNING	LAST 10	STRENGTH OF	OPP. STRENGTH	TEAM	ADJ.	CONF.	ADJ CONF.
Average RPI Loss:	147	RECORD	PCT. RANK	GAMES	SCHEDULE	OF SCHEDULE	RPI	RPI	RPI	RPI
DIV. I ONLY	7- 14	269	4- 6	267	274	286	286	23	23	
DIV. I NON-CONF.	3- 10	296	0- 4	289	270	321	321	25	25	
TOTALS	RPI 1-25	RPI 26-50	W-L RECORDS	RPI 51-100	RPI 101-150	RPI 150+				
7- 14	0- 0	0- 2	OVERALL	0- 5	0- 0	7- 7				
6- 2	0- 0	0- 0	HOME	0- 2	0- 0	6- 0				
1- 12	0- 0	0- 2	AWAY	0- 3	0- 0	1- 7				
0- 0	0- 0	0- 0	NEUTRAL	0- 0	0- 0	0- 0				
3- 10	0- 0	0- 2	NON-CONFERENCE	0- 2	0- 0	3- 6				
3- 1	0- 0	0- 0	HOME	0- 1	0- 0	3- 0				
0- 9	0- 0	0- 2	AWAY	0- 1	0- 0	0- 6				
0- 0	0- 0	0- 0	NEUTRAL	0- 0	0- 0	0- 0				
4- 4	0- 0	0- 0	CONFERENCE	0- 3	0- 0	4- 1				
3- 1	0- 0	0- 0	HOME	0- 1	0- 0	3- 0				
1- 3	0- 0	0- 0	AWAY	0- 2	0- 0	1- 1				
0- 0	0- 0	0- 0	NEUTRAL	0- 0	0- 0	0- 0				

RPI S	Opponent	Score	RPI S	Opponent	Score	RPI S	Opponent	Score	RPI S	Opponent	Score	Team's RPI: 286
40	A Oklahoma St.	30 83	49	A Marist	45 66	61	A Boston U.	30 58	159	A Fairfield	47 51	
						79	H Drexel	49 66	183	A Providence	76 92	
						85	H Hartford	51 60	204	A Stony Brook	53 68	
						94	A Albany (NY)	32 59	211	A Central Conn. St.	41 67	
						98	A Boston College	43 80	245	A Canisius	55 56	
									247	A North Florida	61 64	
									252	H New Hampshire	63 60	
									294	H Brown	66 56	
									305	A Binghamton	61 56	
									309	A Jacksonville	67 78	
									310	H UMBC	63 60	
									334	H Maine	61 53	
									343	H Columbia	46 40	
									344	H Houston Baptist	59 48	
LAST 12 Division I GAMES:												
85	H Hartford	51 60	61	A Boston U.	30 58							
94	A Albany (NY)	32 59	252	H New Hampshire	63 60							
334	H Maine	61 53	245	A Canisius	55 56							
204	A Stony Brook	53 68	98	A Boston College	43 80							
305	A Binghamton	61 56	40	A Oklahoma St.	30 83							
310	H UMBC	63 60	211	A Central Conn. St.	41 67							

Non-Div I Games:

Vermont

Villanova

Through Games Of Sunday, February 3, 2013

Average RPI Win:	118	WON-LOST	WINNING	LAST 10	STRENGTH OF	OPP. STRENGTH	TEAM	ADJ.	CONF.	ADJ CONF.
Average RPI Loss:	64	RECORD	PCT. RANK	GAMES	SCHEDULE	OF SCHEDULE	RPI	RPI	RPI	RPI
DIV. I ONLY	16- 5	40	7- 3	16	38	14	14	3	3	
DIV. I NON-CONF.	11- 2	23	3- 1	32	45	10	10	3	3	
TOTALS	RPI 1-25	RPI 26-50	W-L RECORDS	RPI 51-100	RPI 101-150	RPI 150+				
16- 5	1- 2	3- 1	OVERALL	4- 1	1- 0	7- 1				
7- 0	1- 0	2- 0	HOME	1- 0	1- 0	2- 0				
6- 4	0- 1	1- 1	AWAY	0- 1	0- 0	5- 1				
3- 1	0- 1	0- 0	NEUTRAL	3- 0	0- 0	0- 0				
11- 2	1- 1	1- 0	NON-CONFERENCE	3- 1	1- 0	5- 0				
4- 0	1- 0	0- 0	HOME	0- 0	1- 0	2- 0				
4- 1	0- 0	1- 0	AWAY	0- 1	0- 0	3- 0				
3- 1	0- 1	0- 0	NEUTRAL	3- 0	0- 0	0- 0				
5- 3	0- 1	2- 1	CONFERENCE	1- 0	0- 0	2- 1				
3- 0	0- 0	2- 0	HOME	1- 0	0- 0	0- 0				
2- 3	0- 1	0- 1	AWAY	0- 0	0- 0	2- 1				
0- 0	0- 0	0- 0	NEUTRAL	0- 0	0- 0	0- 0				

RPI	S	Opponent	Score	RPI	S	Opponent	Score	RPI	S	Opponent	Score	RPI	S	Opponent	Score
2	A	Connecticut	43 76	30	H	DePaul	65 45	62	H	South Fla.	52 49	107	H	Temple	55 44
21	H	Princeton	61 54	36	H	Syracuse	64 59	63	A	Minnesota	60 75	169	A	Cincinnati	54 51
24	N	Delaware	45 59	45	A	Saint Joseph's	55 51	70	N	South Dakota St.	71 47	170	A	Dartmouth	60 37
				48	A	Rutgers	50 58	78	N	Montana	74 49	179	H	La Salle	49 44
								86	N	Bowling Green	53 42	183	A	Providence	60 65
												195	A	Pittsburgh	68 52
												202	A	Penn	48 44
												208	A	Lafayette	73 34
												236	H	Lehigh	66 49
LAST 12 Division I GAMES:															
48	A	Rutgers	50 58	195	A	Pittsburgh	68 52								
2	A	Connecticut	43 76	30	H	DePaul	65 45								
36	H	Syracuse	64 59	169	A	Cincinnati	54 51								
183	A	Providence	60 65	170	A	Dartmouth	60 37								
62	H	South Fla.	52 49	24	N	Delaware	45 59								
202	A	Penn	48 44	107	H	Temple	55 44								

Non-Div I Games:

Villanova

Loss, Non-Conf, S Site, H Home A Away N Neutral

Virginia

Through Games Of Sunday, February 3, 2013

Average RPI Win:	145	WON-LOST	WINNING	LAST 10	STRENGTH OF	OPP. STRENGTH	TEAM	ADJ.	CONF.	ADJ CONF.
Average RPI Loss:	48	RECORD	PCT. RANK	GAMES	SCHEDULE	OF SCHEDULE	RPI	RPI	RPI	RPI
DIV. I ONLY	14- 7	79	7- 3	73	12	55	55	5	5	
DIV. I NON-CONF.	8- 3	61	2- 1	132	55	77	77	4	4	
TOTALS	RPI 1-25	RPI 26-50	W-L RECORDS	RPI 51-100	RPI 101-150	RPI 150+				
14- 7	0- 2	2- 3	OVERALL	4- 1	2- 1	6- 0				
9- 2	0- 0	1- 1	HOME	2- 1	2- 0	4- 0				
4- 4	0- 2	0- 1	AWAY	2- 0	0- 1	2- 0				
1- 1	0- 0	1- 1	NEUTRAL	0- 0	0- 0	0- 0				
8- 3	0- 0	1- 2	NON-CONFERENCE	2- 0	0- 1	5- 0				
5- 1	0- 0	0- 1	HOME	1- 0	0- 0	4- 0				
2- 1	0- 0	0- 0	AWAY	1- 0	0- 1	1- 0				
1- 1	0- 0	1- 1	NEUTRAL	0- 0	0- 0	0- 0				
6- 4	0- 2	1- 1	CONFERENCE	2- 1	2- 0	1- 0				
4- 1	0- 0	1- 0	HOME	1- 1	2- 0	0- 0				
2- 3	0- 2	0- 1	AWAY	1- 0	0- 0	1- 0				
0- 0	0- 0	0- 0	NEUTRAL	0- 0	0- 0	0- 0				

RPI 1-25				RPI 26-50				RPI 51-100				RPI 101+			
RPI	S	Opponent	Score	RPI	S	Opponent	Score	RPI	S	Opponent	Score	RPI	S	Opponent	Score
8	A	Maryland	55 79	34	N	Vanderbilt	73 66	63	A	Minnesota	90 68	115	H	North Carolina St.	78 59
17	A	North Carolina	60 71	36	N	Syracuse	73 74	69	A	Georgia Tech	62 51	118	A	Alabama	70 73
				42	A	Miami (FL)	52 58	69	H	Georgia Tech	62 65	130	H	Virginia Tech	52 48
				42	H	Miami (FL)	62 52	91	H	James Madison	78 57	153	A	Wake Forest	69 64
				43	H	West Virginia	47 54	98	H	Boston College	69 57	183	H	Providence	61 42
												202	A	Penn	68 65
												231	H	Xavier	54 45
												282	H	Coppin St.	54 44
												338	H	Norfolk St.	66 23
LAST 12 Division I GAMES:															
69	H	Georgia Tech	62 65	69	A	Georgia Tech	62 51								
153	A	Wake Forest	69 64	42	A	Miami (FL)	52 58								
98	H	Boston College	69 57	130	H	Virginia Tech	52 48								
42	H	Miami (FL)	62 52	231	H	Xavier	54 45								
17	A	North Carolina	60 71	338	H	Norfolk St.	66 23								
115	H	North Carolina St.	78 59	118	A	Alabama	70 73								

Non-Div I Games:

Virginia

■ Loss,
 ■ Non-Conf,
 ■ S Site,
 ■ H Home
 ■ A Away
 N Neutral

Average RPI Win:	140	WON-LOST	WINNING	LAST 10	STRENGTH OF	OPP. STRENGTH	TEAM	ADJ.	CONF.	ADJ CONF.
Average RPI Loss:	62	RECORD	PCT. RANK	GAMES	SCHEDULE	OF SCHEDULE	RPI	RPI	RPI	RPI
DIV. I ONLY	7- 14	269	1- 9	8	55	130	130	5	5	
DIV. I NON-CONF.	6- 5	146	2- 0	7	161	87	87	4	4	
TOTALS	RPI 1-25	RPI 26-50	W-L RECORDS	RPI 51-100	RPI 101-150	RPI 150+				
7- 14	0- 5	0- 2	OVERALL	2- 3	1- 3	4- 1				
7- 6	0- 2	0- 0	HOME	2- 2	1- 1	4- 1				
0- 8	0- 3	0- 2	AWAY	0- 1	0- 2	0- 0				
0- 0	0- 0	0- 0	NEUTRAL	0- 0	0- 0	0- 0				
6- 5	0- 1	0- 1	NON-CONFERENCE	2- 1	1- 2	3- 0				
6- 3	0- 1	0- 0	HOME	2- 1	1- 1	3- 0				
0- 2	0- 0	0- 1	AWAY	0- 0	0- 1	0- 0				
0- 0	0- 0	0- 0	NEUTRAL	0- 0	0- 0	0- 0				
1- 9	0- 4	0- 1	CONFERENCE	0- 2	0- 1	1- 1				
1- 3	0- 1	0- 0	HOME	0- 1	0- 0	1- 1				
0- 6	0- 3	0- 1	AWAY	0- 1	0- 1	0- 0				
0- 0	0- 0	0- 0	NEUTRAL	0- 0	0- 0	0- 0				

RPI 1-25				RPI 26-50				RPI 51-100				RPI 101+ Team's RPI: 130			
RPI	S	Opponent	Score	RPI	S	Opponent	Score	RPI	S	Opponent	Score	RPI	S	Opponent	Score
7	H	Penn St.	41 60	35	A	Michigan St.	29 57	55	A	Virginia	48 52	102	A	Richmond	51 65
8	H	Maryland	45 74	42	A	Miami (FL)	42 68	66	H	FGCU	56 63	111	H	Appalachian St.	71 68
11	A	Duke	26 58					84	H	Hampton	55 45	115	A	North Carolina St.	39 58
17	A	North Carolina	45 48					89	H	Wisconsin	47 38	136	H	Old Dominion	35 55
18	A	Florida St.	56 70					98	H	Boston College	46 53	152	H	Clemson	37 47
												153	H	Wake Forest	73 52
												154	H	N.C. A&T	58 39
												181	H	George Washington	50 31
												207	H	Longwood	73 58
LAST 12 Division I GAMES:															
		42	A	Miami (FL)	42	68		98	H	Boston College	46	53			
		152	H	Clemson	37	47		17	A	North Carolina	45	48			
		18	A	Florida St.	56	70		55	A	Virginia	48	52			
		115	A	North Carolina St.	39	58		84	H	Hampton	55	45			
		11	A	Duke	26	58		154	H	N.C. A&T	58	39			
		8	H	Maryland	45	74		153	H	Wake Forest	73	52			

Non-Div I Games:

Virginia Tech

■ Loss,
■ Non-Conf,
■ S Site,
■ H Home
■ A Away
N Neutral

Average RPI Win: 335	WON-LOST	WINNING	LAST 10	STRENGTH OF	OPP. STRENGTH	TEAM	ADJ.	CONF.	ADJ CONF.
Average RPI Loss: 191	RECORD	PCT. RANK	GAMES	SCHEDULE	OF SCHEDULE	RPI	RPI	RPI	RPI
DIV. I ONLY	2- 18	333	1- 9	201	325	319	319	25	25
DIV. I NON-CONF.	1- 10	324	0- 3	173	322	313	313	23	23
TOTALS	RPI 1-25	RPI 26-50	W-L RECORDS	RPI 51-100	RPI 101-150	RPI 150+			
2- 18	0- 1	0- 1	OVERALL	0- 1	0- 1	2- 14			
0- 6	0- 0	0- 0	HOME	0- 1	0- 0	0- 5			
2- 8	0- 0	0- 0	AWAY	0- 0	0- 0	2- 0			
0- 4	0- 0	0- 0	NEUTRAL	0- 0	0- 0	0- 4			
1- 10	0- 1	0- 1	NON-CONFERENCE	0- 0	0- 0	1- 8			
0- 2	0- 0	0- 0	HOME	0- 0	0- 0	0- 2			
1- 4	0- 1	0- 1	AWAY	0- 0	0- 0	1- 2			
0- 4	0- 0	0- 0	NEUTRAL	0- 0	0- 0	0- 4			
1- 8	0- 0	0- 0	CONFERENCE	0- 1	0- 1	1- 6			
0- 4	0- 0	0- 0	HOME	0- 1	0- 0	0- 3			
1- 4	0- 0	0- 0	AWAY	0- 0	0- 1	1- 3			
0- 0	0- 0	0- 0	NEUTRAL	0- 0	0- 0	0- 0			

RPI 1-25				RPI 26-50				RPI 51-100				RPI 101+ Team's RPI: 319			
RPI	S	Opponent	Score	RPI	S	Opponent	Score	RPI	S	Opponent	Score	RPI	S	Opponent	Score
23	A	Louisville	32 106	36	A	Syracuse	28 66	64	H	Quinnipiac	56 74	108	A	Saint Francis (PA)	43 80
												159	N	Fairfield	44 81
												177	H	Iona	64 74
												195	A	Pittsburgh	39 65
												199	H	Army	62 65
												208	N	Lafayette	45 64
												211	A	Central Conn. St.	53 82
												228	H	Monmouth	64 81
												234	H	Fairleigh Dickinson	59 68
												236	N	Lehigh	53 78
												238	A	Mt. St. Mary's	58 73
												252	A	New Hampshire	54 77
												264	H	St. Francis Brooklyn	66 72
												296	A	Bryant	47 65
												310	N	UMBC	43 48
												326	A	LIU Brooklyn	74 70
												343	A	Columbia	61 47
LAST 12 Division I GAMES:															
				64	H	Quinnipiac	56 74			264	H	St. Francis Brooklyn	66 72		
				238	A	Mt. St. Mary's	58 73			228	H	Monmouth	64 81		
				108	A	Saint Francis (PA)	43 80			234	H	Fairleigh Dickinson	59 68		
				296	A	Bryant	47 65			159	N	Fairfield	44 81		
				211	A	Central Conn. St.	53 82			310	N	UMBC	43 48		
				326	A	LIU Brooklyn	74 70			23	A	Louisville	32 106		

Non-Div I Games:

Wagner

■ Loss,
■ Non-Conf,
■ S Site,
■ H Home
■ A Away
N Neutral

Wake Forest

Through Games Of Sunday, February 3, 2013

Average RPI Win:	213	WON-LOST	WINNING	LAST 10	STRENGTH OF	OPP. STRENGTH	TEAM	ADJ.	CONF.	ADJ CONF.
Average RPI Loss:	60	RECORD	PCT. RANK	GAMES	SCHEDULE	OF SCHEDULE	RPI	RPI	RPI	RPI
DIV. I ONLY	10- 12	188	4- 6	104	26	153	153	5	5	
DIV. I NON-CONF.	7- 5	131	2- 0	147	65	150	150	4	4	
TOTALS	RPI 1-25	RPI 26-50	W-L RECORDS	RPI 51-100	RPI 101-150	RPI 150+				
10- 12	1- 3	0- 3	OVERALL	1- 3	1- 2	7- 1				
8- 4	0- 1	0- 1	HOME	0- 1	1- 0	7- 1				
2- 5	1- 0	0- 1	AWAY	1- 2	0- 2	0- 0				
0- 3	0- 2	0- 1	NEUTRAL	0- 0	0- 0	0- 0				
7- 5	0- 2	0- 2	NON-CONFERENCE	0- 1	0- 0	7- 0				
7- 0	0- 0	0- 0	HOME	0- 0	0- 0	7- 0				
0- 2	0- 0	0- 1	AWAY	0- 1	0- 0	0- 0				
0- 3	0- 2	0- 1	NEUTRAL	0- 0	0- 0	0- 0				
3- 7	1- 1	0- 1	CONFERENCE	1- 2	1- 2	0- 1				
1- 4	0- 1	0- 1	HOME	0- 1	1- 0	0- 1				
2- 3	1- 0	0- 0	AWAY	1- 1	0- 2	0- 0				
0- 0	0- 0	0- 0	NEUTRAL	0- 0	0- 0	0- 0				

RPI S	Opponent	Score	RPI S	Opponent	Score	RPI S	Opponent	Score	RPI S	Opponent	Score	Team's RPI: 153
2 N	Connecticut	34 95	33 A	Kansas	58 64	55 H	Virginia	64 69	115 A	North Carolina St.	55 64	
9 N	Purdue	53 67	42 H	Miami (FL)	78 79	57 A	Illinois	82 95	115 H	North Carolina St.	69 56	
11 H	Duke	44 73	49 N	Marist	66 81	69 A	Georgia Tech	82 89	130 A	Virginia Tech	52 73	
18 A	Florida St.	80 72				98 A	Boston College	92 87	152 H	Clemson	64 74	
									198 H	Campbell	84 68	
									233 H	Seton Hall	64 63	
									270 H	Nevada	77 54	
									279 H	Florida A&M	80 60	
									282 H	Coppin St.	82 75	
									300 H	UNC Wilmington	60 59	
									332 H	Charleston So.	77 57	
LAST 12 Division I GAMES:												
115 A	North Carolina St.	55 64	11 H	Duke	44 73							
69 A	Georgia Tech	82 89	18 A	Florida St.	80 72							
55 H	Virginia	64 69	115 H	North Carolina St.	69 56							
42 H	Miami (FL)	78 79	270 H	Nevada	77 54							
98 A	Boston College	92 87	198 H	Campbell	84 68							
152 H	Clemson	64 74	130 A	Virginia Tech	52 73							

Non-Div I Games:

Wake Forest

■ Loss,
■ Non-Conf,
■ S Site,
■ H Home
■ A Away
N Neutral

Average RPI Win:	142	WON-LOST	WINNING	LAST 10	STRENGTH OF	OPP. STRENGTH	TEAM	ADJ.	CONF.	ADJ CONF.
Average RPI Loss:	105	RECORD	PCT. RANK	GAMES	SCHEDULE	OF SCHEDULE	RPI	RPI	RPI	RPI
DIV. I ONLY	16- 5	40	8- 2	180	30	52	52	6	6	
DIV. I NON-CONF.	8- 3	61	1- 1	167	20	65	65	5	5	
TOTALS	RPI 1-25	RPI 26-50	W-L RECORDS	RPI 51-100	RPI 101-150	RPI 150+				
16- 5	0- 1	1- 0	OVERALL	2- 1	7- 1	6- 2				
9- 1	0- 0	1- 0	HOME	1- 0	4- 0	3- 1				
7- 4	0- 1	0- 0	AWAY	1- 1	3- 1	3- 1				
0- 0	0- 0	0- 0	NEUTRAL	0- 0	0- 0	0- 0				
8- 3	0- 0	1- 0	NON-CONFERENCE	2- 1	1- 0	4- 2				
4- 1	0- 0	1- 0	HOME	1- 0	1- 0	1- 1				
4- 2	0- 0	0- 0	AWAY	1- 1	0- 0	3- 1				
0- 0	0- 0	0- 0	NEUTRAL	0- 0	0- 0	0- 0				
8- 2	0- 1	0- 0	CONFERENCE	0- 0	6- 1	2- 0				
5- 0	0- 0	0- 0	HOME	0- 0	3- 0	2- 0				
3- 2	0- 1	0- 0	AWAY	0- 0	3- 1	0- 0				
0- 0	0- 0	0- 0	NEUTRAL	0- 0	0- 0	0- 0				

RPI	S	Opponent	Score	RPI	S	Opponent	Score	RPI	S	Opponent	Score	RPI	S	Opponent	Score
15	A	UCLA	68 85	37	H	St. Mary's (CA)	70 68	51	H	San Diego St.	59 58	114	A	Arizona St.	74 61
								69	A	Georgia Tech	44 52	114	H	Arizona St.	77 74
								89	A	Wisconsin	60 55	121	A	Southern California	72 81
												122	A	Washington St.	79 72
												122	H	Washington St.	60 53
												127	A	Arizona	74 65
												127	H	Arizona	76 65
												148	H	Idaho	62 48
												157	H	UC Santa Barbara	46 54
												165	A	Long Beach St.	62 71
												180	H	Oregon St.	81 77
												182	A	Seattle	77 75
												188	A	UC Davis	81 56
												201	A	Portland	64 44
												220	H	Pepperdine	70 51
												248	H	Oregon	66 53
LAST 12 Division I GAMES:															
114	A	Arizona St.	74 61	15	A	UCLA	68 85	121	A	Southern California	72 81				
127	A	Arizona	74 65	127	H	Arizona	76 65	114	H	Arizona St.	77 74				
248	H	Oregon	66 53	188	A	UC Davis	81 56	69	A	Georgia Tech	44 52				
180	H	Oregon St.	81 77												
122	A	Washington St.	79 72												
122	H	Washington St.	60 53												

Non-Div I Games:

Washington

Average RPI Win:	120	WON-LOST	WINNING	LAST 10	STRENGTH OF	OPP. STRENGTH	TEAM	ADJ.	CONF.	ADJ CONF.
Average RPI Loss:	91	RECORD	PCT. RANK	GAMES	SCHEDULE	OF SCHEDULE	RPI	RPI	RPI	RPI
DIV. I ONLY	8- 13	230	4- 6	41	69	122	122	6	6	
DIV. I NON-CONF.	4- 7	229	1- 1	10	71	95	95	5	5	
TOTALS	RPI 1-25	RPI 26-50	W-L RECORDS	RPI 51-100	RPI 101-150	RPI 150+				
8- 13	0- 2	1- 1	OVERALL	2- 6	3- 2	2- 2				
5- 4	0- 0	0- 0	HOME	2- 2	1- 1	2- 1				
3- 8	0- 2	1- 1	AWAY	0- 3	2- 1	0- 1				
0- 1	0- 0	0- 0	NEUTRAL	0- 1	0- 0	0- 0				
4- 7	0- 1	1- 1	NON-CONFERENCE	2- 4	0- 0	1- 1				
3- 1	0- 0	0- 0	HOME	2- 1	0- 0	1- 0				
1- 5	0- 1	1- 1	AWAY	0- 2	0- 0	0- 1				
0- 1	0- 0	0- 0	NEUTRAL	0- 1	0- 0	0- 0				
4- 6	0- 1	0- 0	CONFERENCE	0- 2	3- 2	1- 1				
2- 3	0- 0	0- 0	HOME	0- 1	1- 1	1- 1				
2- 3	0- 1	0- 0	AWAY	0- 1	2- 1	0- 0				
0- 0	0- 0	0- 0	NEUTRAL	0- 0	0- 0	0- 0				

RPI	S	Opponent	Score	RPI	S	Opponent	Score	RPI	S	Opponent	Score	RPI	S	Opponent	Score	Team's RPI: 122
15	A	UCLA	52 78	36	A	Syracuse	51 64	52	A	Washington	53 60	114	A	Arizona St.	54 43	
23	A	Louisville	39 75	50	A	Gonzaga	57 51	52	H	Washington	72 79	114	H	Arizona St.	77 65	
								63	A	Minnesota	83 87	121	A	Southern California	59 61	
								70	N	South Dakota St.	56 65	127	A	Arizona	60 50	
								72	H	BYU	67 52	127	H	Arizona	65 71	
								77	H	Ohio St.	62 55	180	H	Oregon St.	76 73	
								89	H	Wisconsin	44 52	197	A	UC Riverside	65 71	
								93	A	Fresno St.	59 82	228	H	Monmouth	79 69	
												248	H	Oregon	68 70	
LAST 12 Division I GAMES:																
127	A	Arizona	60 50	121	A	Southern California	59 61									
114	A	Arizona St.	54 43	15	A	UCLA	52 78									
180	H	Oregon St.	76 73	114	H	Arizona St.	77 65									
248	H	Oregon	68 70	127	H	Arizona	65 71									
52	H	Washington	72 79	50	A	Gonzaga	57 51									
52	A	Washington	53 60	36	A	Syracuse	51 64									

Non-Div I Games:

Washington St.

 Loss,
 Non-Conf,
 S Site,
 H Home
 A Away
N Neutral

Average RPI Win:	0	WON-LOST	WINNING	LAST 10	STRENGTH OF	OPP. STRENGTH	TEAM	ADJ.	CONF.	ADJ CONF.
Average RPI Loss:	161	RECORD	PCT. RANK	GAMES	SCHEDULE	OF SCHEDULE	RPI	RPI	RPI	RPI
DIV. I ONLY	0- 21	341	0- 10	131	265	324	324	15	15	
DIV. I NON-CONF.	0- 9	336	0- 0	59	295	305	305	14	14	
TOTALS	RPI 1-25	RPI 26-50	W-L RECORDS	RPI 51-100	RPI 101-150	RPI 150+				
0- 21	0- 0	0- 1	OVERALL	0- 5	0- 3	0- 12				
0- 11	0- 0	0- 0	HOME	0- 3	0- 1	0- 7				
0- 10	0- 0	0- 1	AWAY	0- 2	0- 2	0- 5				
0- 0	0- 0	0- 0	NEUTRAL	0- 0	0- 0	0- 0				
0- 9	0- 0	0- 1	NON-CONFERENCE	0- 3	0- 1	0- 4				
0- 3	0- 0	0- 0	HOME	0- 1	0- 0	0- 2				
0- 6	0- 0	0- 1	AWAY	0- 2	0- 1	0- 2				
0- 0	0- 0	0- 0	NEUTRAL	0- 0	0- 0	0- 0				
0- 12	0- 0	0- 0	CONFERENCE	0- 2	0- 2	0- 8				
0- 8	0- 0	0- 0	HOME	0- 2	0- 1	0- 5				
0- 4	0- 0	0- 0	AWAY	0- 0	0- 1	0- 3				
0- 0	0- 0	0- 0	NEUTRAL	0- 0	0- 0	0- 0				

RPI S	Opponent	Score	RPI S	Opponent	Score	RPI S	Opponent	Score	RPI S	Opponent	Score	Team's RPI: 324
			40	A Oklahoma St.	49 101	67	A Wyoming	62 77	104	H Montana St.	37 67	
						72	A BYU	55 80	127	A Arizona	49 81	
						78	H Montana	53 61	146	A Sacramento St.	60 103	
						87	H Eastern Wash.	60 88	151	A Northern Colo.	48 69	
						97	H Utah	47 73	151	H Northern Colo.	47 65	
									156	H Idaho St.	45 69	
									171	A New Mexico	44 67	
									175	H Portland St.	60 74	
									199	H Army	58 77	
									223	A North Dakota	49 73	
									223	H North Dakota	51 56	
									241	H Southern Utah	61 74	
									260	H Boise St.	56 70	
									302	A Northern Ariz.	55 76	
									313	A Utah Valley	56 68	
LAST 12 Division I GAMES:												
151	H Northern Colo.	47 65	156	H Idaho St.	45 69							
223	H North Dakota	51 56	241	H Southern Utah	61 74							
78	H Montana	53 61	223	A North Dakota	49 73							
104	H Montana St.	37 67	151	A Northern Colo.	48 69							
146	A Sacramento St.	60 103	175	H Portland St.	60 74							
302	A Northern Ariz.	55 76	87	H Eastern Wash.	60 88							

Non-Div I Games:

Weber St.

West Virginia

Through Games Of Sunday, February 3, 2013

Average RPI Win:	133	WON-LOST	WINNING	LAST 10	STRENGTH OF	OPP. STRENGTH	TEAM	ADJ.	CONF.	ADJ CONF.
Average RPI Loss:	31	RECORD	PCT. RANK	GAMES	SCHEDULE	OF SCHEDULE	RPI	RPI	RPI	RPI
DIV. I ONLY	13- 8	99	5- 5	10	27	43	43	1	1	
DIV. I NON-CONF.	8- 3	61	1- 1	45	104	51	51	1	1	
TOTALS	RPI 1-25	RPI 26-50	W-L RECORDS	RPI 51-100	RPI 101-150	RPI 150+				
13- 8	0- 2	2- 5	OVERALL	4- 1	2- 0	5- 0				
8- 4	0- 1	1- 3	HOME	1- 0	2- 0	4- 0				
4- 2	0- 1	1- 1	AWAY	3- 0	0- 0	0- 0				
1- 2	0- 0	0- 1	NEUTRAL	0- 1	0- 0	1- 0				
8- 3	0- 0	0- 2	NON-CONFERENCE	3- 1	1- 0	4- 0				
5- 1	0- 0	0- 1	HOME	1- 0	1- 0	3- 0				
2- 0	0- 0	0- 0	AWAY	2- 0	0- 0	0- 0				
1- 2	0- 0	0- 1	NEUTRAL	0- 1	0- 0	1- 0				
5- 5	0- 2	2- 3	CONFERENCE	1- 0	1- 0	1- 0				
3- 3	0- 1	1- 2	HOME	0- 0	1- 0	1- 0				
2- 2	0- 1	1- 1	AWAY	1- 0	0- 0	0- 0				
0- 0	0- 0	0- 0	NEUTRAL	0- 0	0- 0	0- 0				

RPI 1-25				RPI 26-50				Team's RPI: 43	RPI 51-100				RPI 101+			
RPI	S	Opponent	Score	RPI	S	Opponent	Score		RPI	S	Opponent	Score	RPI	S	Opponent	Score
1	A	Baylor	58 76	27	A	Oklahoma	68 71		53	N	LSU	63 71	111	H	Appalachian St.	72 67
25	H	Iowa St.	49 53	27	H	Oklahoma	82 63		55	A	Virginia	54 47	113	H	Texas	53 49
				31	N	Iowa	70 79		59	A	Kansas St.	66 52	167	H	TCU	58 50
				32	H	Duquesne	54 62		61	A	Boston U.	60 57	200	H	St. Bonaventure	67 47
				33	H	Kansas	59 60		74	H	Youngstown St.	90 57	249	N	Marshall	64 48
				40	A	Oklahoma St.	67 61						278	H	USC Upstate	75 45
				44	H	Texas Tech	73 77						300	H	UNC Wilmington	76 47
LAST 12 Division I GAMES:																
27	H	Oklahoma	82 63	59	A	Kansas St.	66 52									
40	A	Oklahoma St.	67 61	113	H	Texas	53 49									
25	H	Iowa St.	49 53	33	H	Kansas	59 60									
44	H	Texas Tech	73 77	27	A	Oklahoma	68 71									
1	A	Baylor	58 76	111	H	Appalachian St.	72 67									
167	H	TCU	58 50	32	H	Duquesne	54 62									

Non-Div I Games:

West Virginia

■ Loss,
 ■ Non-Conf, S Site,
 ■ Home
 ■ Away
 N Neutral

Western Caro.

Through Games Of Sunday, February 3, 2013

Average RPI Win:	313	WON-LOST	WINNING	LAST 10	STRENGTH OF	OPP. STRENGTH	TEAM	ADJ.	CONF.	ADJ CONF.
Average RPI Loss:	192	RECORD	PCT. RANK	GAMES	SCHEDULE	OF SCHEDULE	RPI	RPI	RPI	RPI
DIV. I ONLY	6- 14	286	3- 7	327	303	317	317	22	22	
DIV. I NON-CONF.	2- 7	301	0- 3	337	284	337	337	26	26	
TOTALS	RPI 1-25	RPI 26-50	W-L RECORDS	RPI 51-100	RPI 101-150	RPI 150+				
6- 14	0- 1	0- 1	OVERALL	0- 1	0- 1	6- 10				
3- 7	0- 0	0- 1	HOME	0- 1	0- 0	3- 5				
3- 7	0- 1	0- 0	AWAY	0- 0	0- 1	3- 5				
0- 0	0- 0	0- 0	NEUTRAL	0- 0	0- 0	0- 0				
2- 7	0- 1	0- 0	NON-CONFERENCE	0- 0	0- 0	2- 6				
1- 3	0- 0	0- 0	HOME	0- 0	0- 0	1- 3				
1- 4	0- 1	0- 0	AWAY	0- 0	0- 0	1- 3				
0- 0	0- 0	0- 0	NEUTRAL	0- 0	0- 0	0- 0				
4- 7	0- 0	0- 1	CONFERENCE	0- 1	0- 1	4- 4				
2- 4	0- 0	0- 1	HOME	0- 1	0- 0	2- 2				
2- 3	0- 0	0- 0	AWAY	0- 0	0- 1	2- 2				
0- 0	0- 0	0- 0	NEUTRAL	0- 0	0- 0	0- 0				

RPI 1-25				RPI 26-50				RPI 51-100				RPI 101+ Team's RPI: 317			
RPI	S	Opponent	Score	RPI	S	Opponent	Score	RPI	S	Opponent	Score	RPI	S	Opponent	Score
10	A	South Carolina	44 66	47	H	Chattanooga	43 70	96	H	Davidson	56 65	111	A	Appalachian St.	46 77
												162	H	Elon	48 64
												194	H	Tennessee Tech	56 61
												198	H	Campbell	40 55
												203	A	Col. of Charleston	47 70
												218	A	Furman	88 83
												219	A	Georgia St.	45 64
												225	H	Samford	38 47
												278	H	USC Upstate	48 51
												297	A	Coastal Caro.	42 56
												311	A	Ga. Southern	50 52
												320	H	Wofford	54 40
												329	A	UNC Greensboro	60 49
												329	H	UNC Greensboro	47 44
												332	A	Charleston So.	61 69
												340	A	UNC Asheville	58 45
												342	H	N.C. Central	67 55
LAST 12 Division I GAMES:															
329	A	UNC Greensboro	60 49	111	A	Appalachian St.	46 77								
96	H	Davidson	56 65	311	A	Ga. Southern	50 52								
203	A	Col. of Charleston	47 70	320	H	Wofford	54 40								
218	A	Furman	88 83	10	A	South Carolina	44 66								
47	H	Chattanooga	43 70	219	A	Georgia St.	45 64								
225	H	Samford	38 47	332	A	Charleston So.	61 69								

Non-Div I Games:

Western Caro.

■ Loss,
 ■ Non-Conf,
 ■ S Site,
 ■ Home
 ■ A Away
 N Neutral

Average RPI Win: 240	WON-LOST	WINNING	LAST 10	STRENGTH OF	OPP. STRENGTH	TEAM	ADJ.	CONF.	ADJ CONF.
Average RPI Loss: 184	RECORD	PCT. RANK	GAMES	SCHEDULE	OF SCHEDULE	RPI	RPI	RPI	RPI
DIV. I ONLY	8- 12	222	3- 7	289	235	251	251	20	20
DIV. I NON-CONF.	6- 6	159	3- 1	250	287	197	197	21	21

TOTALS	RPI 1-25	RPI 26-50	W-L RECORDS	RPI 51-100	RPI 101-150	RPI 150+			
8- 12	0- 1	0- 0	OVERALL	0- 2	1- 2	7- 7			
5- 3	0- 0	0- 0	HOME	0- 0	1- 1	4- 2			
3- 9	0- 1	0- 0	AWAY	0- 2	0- 1	3- 5			
0- 0	0- 0	0- 0	NEUTRAL	0- 0	0- 0	0- 0			
6- 6	0- 1	0- 0	NON-CONFERENCE	0- 1	1- 0	5- 4			
5- 0	0- 0	0- 0	HOME	0- 0	1- 0	4- 0			
1- 6	0- 1	0- 0	AWAY	0- 1	0- 0	1- 4			
0- 0	0- 0	0- 0	NEUTRAL	0- 0	0- 0	0- 0			
2- 6	0- 0	0- 0	CONFERENCE	0- 1	0- 2	2- 3			
0- 3	0- 0	0- 0	HOME	0- 0	0- 1	0- 2			
2- 3	0- 0	0- 0	AWAY	0- 1	0- 1	2- 1			
0- 0	0- 0	0- 0	NEUTRAL	0- 0	0- 0	0- 0			

RPI 1-25				RPI 26-50				RPI 51-100				RPI 101+ Team's RPI: 251			
RPI	S	Opponent	Score	RPI	S	Opponent	Score	RPI	S	Opponent	Score	RPI	S	Opponent	Score
25	A	Iowa St.	65 84					70	A	South Dakota St.	51 86	133	H	Eastern Ill.	70 68
								75	A	Missouri	61 70	142	A	IUPUI	36 55
												142	H	IUPUI	55 61
												168	A	Saint Louis	44 55
												190	H	Bradley	92 81
												205	A	SIU Edwardsville	58 68
												216	H	Valparaiso	69 55
												221	H	South Dakota	60 63
												243	H	Neb. Omaha	71 44
												258	A	North Dakota St.	85 83
												262	A	Southeast Mo. St.	47 56
												263	A	Oakland	81 73
												275	A	Loyola Chicago	65 61
												277	H	UMKC	50 51
												280	A	IPFW	49 80
												339	A	Chicago St.	54 56
												339	H	Chicago St.	87 52
LAST 12 Division I GAMES:															
142	H	IUPUI	55 61	243	H	Neb. Omaha	71 44								
339	A	Chicago St.	54 56	339	H	Chicago St.	87 52								
277	H	UMKC	50 51	142	A	IUPUI	36 55								
221	H	South Dakota	60 63	280	A	IPFW	49 80								
258	A	North Dakota St.	85 83	263	A	Oakland	81 73								
70	A	South Dakota St.	51 86	190	H	Bradley	92 81								

Non-Div I Games: Clarke 85 35 William Woods 70 53

Western Ill.

Average RPI Win:	222	WON-LOST	WINNING	LAST 10	STRENGTH OF	OPP. STRENGTH	TEAM	ADJ.	CONF.	ADJ CONF.
Average RPI Loss:	93	RECORD	PCT. RANK	GAMES	SCHEDULE	OF SCHEDULE	RPI	RPI	RPI	RPI
DIV. I ONLY	16- 5	40	7- 3	205	179	82	82	12	12	
DIV. I NON-CONF.	7- 2	48	3- 0	238	249	108	108	13	13	
TOTALS	RPI 1-25	RPI 26-50	W-L RECORDS	RPI 51-100	RPI 101-150	RPI 150+				
16- 5	0- 0	0- 2	OVERALL	2- 1	2- 1	12- 1				
8- 2	0- 0	0- 1	HOME	1- 1	1- 0	6- 0				
7- 3	0- 0	0- 1	AWAY	1- 0	1- 1	5- 1				
1- 0	0- 0	0- 0	NEUTRAL	0- 0	0- 0	1- 0				
7- 2	0- 0	0- 1	NON-CONFERENCE	0- 1	1- 0	6- 0				
2- 2	0- 0	0- 1	HOME	0- 1	0- 0	2- 0				
4- 0	0- 0	0- 0	AWAY	0- 0	1- 0	3- 0				
1- 0	0- 0	0- 0	NEUTRAL	0- 0	0- 0	1- 0				
9- 3	0- 0	0- 1	CONFERENCE	2- 0	1- 1	6- 1				
6- 0	0- 0	0- 0	HOME	1- 0	1- 0	4- 0				
3- 3	0- 0	0- 1	AWAY	1- 0	0- 1	2- 1				
0- 0	0- 0	0- 0	NEUTRAL	0- 0	0- 0	0- 0				

RPI 1-25				RPI 26-50				RPI 51-100				Team's RPI: 82				RPI 101+			
RPI	S	Opponent	Score	RPI	S	Opponent	Score	RPI	S	Opponent	Score	RPI	S	Opponent	Score	RPI	S	Opponent	Score
34	H	Vanderbilt	67 77	92	H	Illinois St.	68 83	125	H	FIU	62 56								
41	A	Middle Tenn.	57 79	100	A	UALR	78 69	144	A	South Ala.	46 56								
				100	H	UALR	70 61	145	A	Wright St.	84 67								
								155	A	Arkansas St.	58 63								
								163	H	North Texas	82 80								
								192	A	Murray St.	80 69								
								206	H	Fla. Atlantic	86 68								
								229	A	La.-Monroe	65 57								
								239	H	Northern Ky.	65 53								
								262	H	Southeast Mo. St.	60 46								
								267	H	La.-Lafayette	75 64								
								279	N	Florida A&M	71 57								
								292	A	Morehead St.	62 38								
								312	A	Troy	84 81								
								312	H	Troy	98 80								
								331	A	Kent St.	59 53								
LAST 12 Division I GAMES:																			
312	H	Troy	98 80	155	A	Arkansas St.	58 63												
41	A	Middle Tenn.	57 79	100	A	UALR	78 69												
144	A	South Ala.	46 56	163	H	North Texas	82 80												
100	H	UALR	70 61	279	N	Florida A&M	71 57												
267	H	La.-Lafayette	75 64	145	A	Wright St.	84 67												
206	H	Fla. Atlantic	86 68	262	H	Southeast Mo. St.	60 46												

Non-Div I Games:

Western Ky.

■ Loss,
 ■ Non-Conf, S Site,
 ■ Home
 ■ Away
 N Neutral

Average RPI Win:	232	WON-LOST	WINNING	LAST 10	STRENGTH OF	OPP. STRENGTH	TEAM	ADJ.	CONF.	ADJ CONF.
Average RPI Loss:	155	RECORD	PCT. RANK	GAMES	SCHEDULE	OF SCHEDULE	RPI	RPI	RPI	RPI
DIV. I ONLY	6- 15	287	2- 8	190	188	274	274	18	18	
DIV. I NON-CONF.	4- 9	261	1- 3	233	217	262	262	16	16	
TOTALS	RPI 1-25	RPI 26-50	W-L RECORDS	RPI 51-100	RPI 101-150	RPI 150+				
6- 15	0- 0	0- 2	OVERALL	0- 3	2- 4	4- 6				
4- 4	0- 0	0- 0	HOME	0- 1	2- 1	2- 2				
2- 10	0- 0	0- 2	AWAY	0- 1	0- 3	2- 4				
0- 1	0- 0	0- 0	NEUTRAL	0- 1	0- 0	0- 0				
4- 9	0- 0	0- 1	NON-CONFERENCE	0- 2	1- 3	3- 3				
3- 1	0- 0	0- 0	HOME	0- 1	1- 0	2- 0				
1- 7	0- 0	0- 1	AWAY	0- 0	0- 3	1- 3				
0- 1	0- 0	0- 0	NEUTRAL	0- 1	0- 0	0- 0				
2- 6	0- 0	0- 1	CONFERENCE	0- 1	1- 1	1- 3				
1- 3	0- 0	0- 0	HOME	0- 0	1- 1	0- 2				
1- 3	0- 0	0- 1	AWAY	0- 1	0- 0	1- 1				
0- 0	0- 0	0- 0	NEUTRAL	0- 0	0- 0	0- 0				

RPI S	Opponent	Score	RPI S	Opponent	Score	RPI S	Opponent	Score	RPI S	Opponent	Score	Team's RPI: 274
39	A Michigan	41 60	54	A Central Mich.	58 72	105	H American	57 53				
46	A Toledo	54 65	94	H Albany (NY)	54 68	107	A Temple	41 68				
			99	N Tulane	48 66	112	A Detroit	57 97				
						134	H Miami (OH)	47 73				
						140	H Akron	84 77				
						142	A IUPUI	67 75				
						216	H Valparaiso	70 69				
						222	H Eastern Mich.	52 56				
						232	H Ball St.	50 73				
						250	A Milwaukee	79 88				
						253	A Buffalo	44 63				
						263	A Oakland	70 73				
						285	A Ill.-Chicago	58 66				
						288	A Northern Ill.	54 51				
						302	A Northern Ariz.	78 67				
						339	H Chicago St.	80 38				
LAST 12 Division I GAMES:												
46	A Toledo	54 65	134	H Miami (OH)	47 73							
232	H Ball St.	50 73	222	H Eastern Mich.	52 56							
253	A Buffalo	44 63	107	A Temple	41 68							
288	A Northern Ill.	54 51	285	A Ill.-Chicago	58 66							
140	H Akron	84 77	216	H Valparaiso	70 69							
54	A Central Mich.	58 72	39	A Michigan	41 60							

Non-Div I Games:

Western Mich.

Average RPI Win:	181	WON-LOST	WINNING	LAST 10	STRENGTH OF	OPP. STRENGTH	TEAM	ADJ.	CONF.	ADJ CONF.
Average RPI Loss:	67	RECORD	PCT. RANK	GAMES	SCHEDULE	OF SCHEDULE	RPI	RPI	RPI	RPI
DIV. I ONLY	15- 6	58	9- 1	85	129	68	68	10	10	
DIV. I NON-CONF.	6- 6	159	2- 1	67	143	128	128	9	9	
TOTALS	RPI 1-25	RPI 26-50	W-L RECORDS	RPI 51-100	RPI 101-150	RPI 150+				
15- 6	0- 1	1- 0	OVERALL	2- 4	3- 1	9- 0				
9- 2	0- 1	1- 0	HOME	1- 1	2- 0	5- 0				
6- 1	0- 0	0- 0	AWAY	1- 1	1- 0	4- 0				
0- 3	0- 0	0- 0	NEUTRAL	0- 2	0- 1	0- 0				
6- 6	0- 1	0- 0	NON-CONFERENCE	1- 4	0- 1	5- 0				
4- 2	0- 1	0- 0	HOME	0- 1	0- 0	4- 0				
2- 1	0- 0	0- 0	AWAY	1- 1	0- 0	1- 0				
0- 3	0- 0	0- 0	NEUTRAL	0- 2	0- 1	0- 0				
9- 0	0- 0	1- 0	CONFERENCE	1- 0	3- 0	4- 0				
5- 0	0- 0	1- 0	HOME	1- 0	2- 0	1- 0				
4- 0	0- 0	0- 0	AWAY	0- 0	1- 0	3- 0				
0- 0	0- 0	0- 0	NEUTRAL	0- 0	0- 0	0- 0				

RPI	S	Opponent	Score	RPI	S	Opponent	Score	RPI	S	Opponent	Score	RPI	S	Opponent	Score
19	H	Green Bay	42 63	29	H	Creighton	67 45	53	A	LSU	70 72	102	N	Richmond	46 49
								56	A	SMU	61 59	117	H	Missouri St.	76 64
								59	H	Kansas St.	43 48	129	A	UNI	60 57
								75	N	Missouri	44 49	138	H	Indiana St.	53 46
								91	N	James Madison	58 63	151	H	Northern Colo.	51 35
								92	H	Illinois St.	66 54	155	A	Arkansas St.	60 51
												173	A	Evansville	49 45
												190	A	Bradley	62 58
												246	H	UTSA	50 36
												281	H	Drake	70 51
												301	A	Southern Ill.	72 59
												321	H	Grambling	62 44
												330	H	Ark.-Pine Bluff	81 43
LAST 12 Division I GAMES:															
138	H	Indiana St.	53 46	129	A	UNI	60 57								
92	H	Illinois St.	66 54	190	A	Bradley	62 58								
173	A	Evansville	49 45	117	H	Missouri St.	76 64								
301	A	Southern Ill.	72 59	19	H	Green Bay	42 63								
281	H	Drake	70 51	56	A	SMU	61 59								
29	H	Creighton	67 45	330	H	Ark.-Pine Bluff	81 43								

Non-Div I Games:

Wichita St.

William & Mary

Through Games Of Sunday, February 3, 2013

Average RPI Win:	260	WON-LOST	WINNING	LAST 10	STRENGTH OF	OPP. STRENGTH	TEAM	ADJ.	CONF.	ADJ CONF.
Average RPI Loss:	165	RECORD	PCT. RANK	GAMES	SCHEDULE	OF SCHEDULE	RPI	RPI	RPI	RPI
DIV. I ONLY	4- 15	312	3- 7	171	293	295	295	14	14	
DIV. I NON-CONF.	1- 9	322	0- 3	145	341	311	311	15	15	
TOTALS	RPI 1-25	RPI 26-50	W-L RECORDS	RPI 51-100	RPI 101-150	RPI 150+				
4- 15	0- 0	0- 0	OVERALL	0- 3	1- 5	3- 7				
2- 5	0- 0	0- 0	HOME	0- 2	1- 2	1- 1				
1- 10	0- 0	0- 0	AWAY	0- 1	0- 3	1- 6				
1- 0	0- 0	0- 0	NEUTRAL	0- 0	0- 0	1- 0				
1- 9	0- 0	0- 0	NON-CONFERENCE	0- 0	0- 3	1- 6				
0- 2	0- 0	0- 0	HOME	0- 0	0- 2	0- 0				
0- 7	0- 0	0- 0	AWAY	0- 0	0- 1	0- 6				
1- 0	0- 0	0- 0	NEUTRAL	0- 0	0- 0	1- 0				
3- 6	0- 0	0- 0	CONFERENCE	0- 3	1- 2	2- 1				
2- 3	0- 0	0- 0	HOME	0- 2	1- 0	1- 1				
1- 3	0- 0	0- 0	AWAY	0- 1	0- 2	1- 0				
0- 0	0- 0	0- 0	NEUTRAL	0- 0	0- 0	0- 0				

RPI 1-25				RPI 26-50				RPI 51-100				RPI 101+ Team's RPI: 295					
RPI	S	Opponent	Score	RPI	S	Opponent	Score	RPI	S	Opponent	Score	RPI	S	Opponent	Score		
								79	H	Drexel	46	58	101	H	East Carolina	62	68
								91	A	James Madison	52	82	123	A	Northeastern	69	71
								91	H	James Madison	63	68	132	A	Hofstra	53	56
													136	H	Old Dominion	73	69
													137	A	Navy	64	69
													150	H	Winthrop	70	81
													154	A	N.C. A&T	78	85
													181	A	George Washington	51	58
													195	A	Pittsburgh	74	76
													226	A	Radford	55	72
													246	A	UTSA	50	76
													271	A	Cornell	56	60
													299	H	Towson	59	50
													300	A	UNC Wilmington	63	61
													300	H	UNC Wilmington	52	61
													303	N	Austin Peay	88	76
LAST 12 Division I GAMES:																	
				91	H	James Madison	63	68	123	A	Northeastern	69	71				
				300	A	UNC Wilmington	63	61	300	H	UNC Wilmington	52	61				
				136	H	Old Dominion	73	69	132	A	Hofstra	53	56				
				299	H	Towson	59	50	150	H	Winthrop	70	81				
				79	H	Drexel	46	58	271	A	Cornell	56	60				
				91	A	James Madison	52	82	154	A	N.C. A&T	78	85				

Non-Div I Games: Virginia Union 78 44

William & Mary

Loss, Non-Conf, S Site, H Home A Away N Neutral

Winthrop

Through Games Of Sunday, February 3, 2013

Average RPI Win:	264	WON-LOST	WINNING	LAST 10	STRENGTH OF	OPP. STRENGTH	TEAM	ADJ.	CONF.	ADJ CONF.
Average RPI Loss:	137	RECORD	PCT. RANK	GAMES	SCHEDULE	OF SCHEDULE	RPI	RPI	RPI	RPI
DIV. I ONLY	14- 8	91	8- 2	322	233	150	150	29	29	
DIV. I NON-CONF.	5- 6	187	1- 2	317	133	220	220	29	29	
TOTALS	RPI 1-25	RPI 26-50	W-L RECORDS	RPI 51-100	RPI 101-150	RPI 150+				
14- 8	0- 0	0- 1	OVERALL	0- 2	1- 1	13- 4				
4- 1	0- 0	0- 0	HOME	0- 1	1- 0	3- 0				
9- 5	0- 0	0- 0	AWAY	0- 1	0- 1	9- 3				
1- 2	0- 0	0- 1	NEUTRAL	0- 0	0- 0	1- 1				
5- 6	0- 0	0- 1	NON-CONFERENCE	0- 1	0- 1	5- 3				
1- 0	0- 0	0- 0	HOME	0- 0	0- 0	1- 0				
3- 4	0- 0	0- 0	AWAY	0- 1	0- 1	3- 2				
1- 2	0- 0	0- 1	NEUTRAL	0- 0	0- 0	1- 1				
9- 2	0- 0	0- 0	CONFERENCE	0- 1	1- 0	8- 1				
3- 1	0- 0	0- 0	HOME	0- 1	1- 0	2- 0				
6- 1	0- 0	0- 0	AWAY	0- 0	0- 0	6- 1				
0- 0	0- 0	0- 0	NEUTRAL	0- 0	0- 0	0- 0				

RPI S	Opponent	Score	RPI S	Opponent	Score	RPI S	Opponent	Score	RPI S	Opponent	Score	Team's RPI: 150
50 N	Gonzaga	66 80	77 A	Ohio St.	53 78	80 H	Liberty	57 90	135 H	High Point	78 61	
									143 A	South Carolina St.	52 62	
									168 A	Saint Louis	53 62	
									180 N	Oregon St.	64 68	
									189 A	Presbyterian	77 42	
									189 H	Presbyterian	78 50	
									190 A	Bradley	64 80	
									198 A	Campbell	76 53	
									203 A	Col. of Charleston	63 61	
									207 A	Longwood	74 79	
									210 N	Mississippi St.	61 59	
									295 A	William & Mary	81 70	
									297 A	Coastal Caro.	76 52	
									312 H	Troy	87 82	
									322 A	Gardner-Webb	60 55	
									332 A	Charleston So.	73 65	
									332 H	Charleston So.	85 65	
									340 A	UNC Asheville	65 59	
									342 A	N.C. Central	63 44	
LAST 12 Division I GAMES:												
332 A	Charleston So.	73 65	322 A	Gardner-Webb	60 55							
189 A	Presbyterian	77 42	340 A	UNC Asheville	65 59							
198 A	Campbell	76 53	143 A	South Carolina St.	52 62							
297 A	Coastal Caro.	76 52	207 A	Longwood	74 79							
189 H	Presbyterian	78 50	295 A	William & Mary	81 70							
332 H	Charleston So.	85 65	168 A	Saint Louis	53 62							

Non-Div I Games: Saint Augustine's 83 74

Winthrop

■ Loss,
 ■ Non-Conf, S Site,
 ■ Home
 ■ Away
 N Neutral

Average RPI Win:	140	WON-LOST	WINNING	LAST 10	STRENGTH OF	OPP. STRENGTH	TEAM	ADJ.	CONF.	ADJ CONF.
Average RPI Loss:	46	RECORD	PCT. RANK	GAMES	SCHEDULE	OF SCHEDULE	RPI	RPI	RPI	RPI
DIV. I ONLY	10- 12	188	2- 8	22	13	89	89	2	2	
DIV. I NON-CONF.	8- 5	114	1- 2	101	43	82	82	2	2	
<hr/>										
TOTALS	RPI 1-25	RPI 26-50	W-L RECORDS	RPI 51-100	RPI 101-150	RPI 150+				
10- 12	1- 2	0- 6	OVERALL	2- 3	3- 1	4- 0				
8- 4	1- 0	0- 1	HOME	2- 3	2- 0	3- 0				
1- 8	0- 2	0- 5	AWAY	0- 0	1- 1	0- 0				
1- 0	0- 0	0- 0	NEUTRAL	0- 0	0- 0	1- 0				
8- 5	0- 1	0- 2	NON-CONFERENCE	1- 1	3- 1	4- 0				
6- 1	0- 0	0- 0	HOME	1- 1	2- 0	3- 0				
1- 4	0- 1	0- 2	AWAY	0- 0	1- 1	0- 0				
1- 0	0- 0	0- 0	NEUTRAL	0- 0	0- 0	1- 0				
2- 7	1- 1	0- 4	CONFERENCE	1- 2	0- 0	0- 0				
2- 3	1- 0	0- 1	HOME	1- 2	0- 0	0- 0				
0- 4	0- 1	0- 3	AWAY	0- 0	0- 0	0- 0				
0- 0	0- 0	0- 0	NEUTRAL	0- 0	0- 0	0- 0				

RPI 1-25				RPI 26-50				RPI 51-100				Team's RPI: 89	RPI 101+			
RPI	S	Opponent	Score	RPI	S	Opponent	Score	RPI	S	Opponent	Score		RPI	S	Opponent	Score
7	A	Penn St.	40 84	26	A	Nebraska	52 70	52	H	Washington	55 60		118	H	Alabama	69 50
7	H	Penn St.	63 61	31	A	Iowa	60 71	57	H	Illinois	56 64		122	A	Washington St.	52 44
19	A	Green Bay	38 53	31	H	Iowa	56 65	60	H	Marquette	71 68		130	A	Virginia Tech	38 47
				39	A	Michigan	43 54	63	H	Minnesota	55 60		133	H	Eastern Ill.	76 47
				42	A	Miami (FL)	44 67	77	H	Ohio St.	68 49		173	H	Evansville	73 55
				50	A	Gonzaga	53 62						206	H	Fla. Atlantic	82 73
													250	H	Milwaukee	74 56
													257	N	Delaware St.	83 54
<hr/>																
LAST 12 Division I GAMES:																
57	H	Illinois	56 64	31	H	Iowa	56 65									
7	H	Penn St.	63 61	63	H	Minnesota	55 60									
31	A	Iowa	60 71	26	A	Nebraska	52 70									
77	H	Ohio St.	68 49	42	A	Miami (FL)	44 67									
7	A	Penn St.	40 84	257	N	Delaware St.	83 54									
39	A	Michigan	43 54	19	A	Green Bay	38 53									

Non-Div I Games:

Wisconsin

■ Loss,
 ■ Non-Conf, S Site,
 ■ Home
 ■ Away
 N Neutral

Average RPI Win: 278	WON-LOST	WINNING	LAST 10	STRENGTH OF	OPP. STRENGTH	TEAM	ADJ.	CONF.	ADJ CONF.
Average RPI Loss: 209	RECORD	PCT. RANK	GAMES	SCHEDULE	OF SCHEDULE	RPI	RPI	RPI	RPI
DIV. I ONLY	6- 13	281	1- 9	337	316	320	320	22	22
DIV. I NON-CONF.	5- 3	112	1- 2	345	312	289	289	26	26
TOTALS	RPI 1-25	RPI 26-50	W-L RECORDS	RPI 51-100	RPI 101-150	RPI 150+			
6- 13	0- 0	0- 1	OVERALL	0- 1	1- 2	5- 9			
2- 6	0- 0	0- 0	HOME	0- 1	0- 1	2- 4			
3- 7	0- 0	0- 1	AWAY	0- 0	1- 1	2- 5			
1- 0	0- 0	0- 0	NEUTRAL	0- 0	0- 0	1- 0			
5- 3	0- 0	0- 0	NON-CONFERENCE	0- 0	1- 1	4- 2			
1- 1	0- 0	0- 0	HOME	0- 0	0- 0	1- 1			
3- 2	0- 0	0- 0	AWAY	0- 0	1- 1	2- 1			
1- 0	0- 0	0- 0	NEUTRAL	0- 0	0- 0	1- 0			
1- 10	0- 0	0- 1	CONFERENCE	0- 1	0- 1	1- 7			
1- 5	0- 0	0- 0	HOME	0- 1	0- 1	1- 3			
0- 5	0- 0	0- 1	AWAY	0- 0	0- 0	0- 4			
0- 0	0- 0	0- 0	NEUTRAL	0- 0	0- 0	0- 0			

RPI S	Opponent	Score	RPI S	Opponent	Score	RPI S	Opponent	Score	RPI S	Opponent	Score	Team's RPI: 320
			47	A Chattanooga	54 68	96	H Davidson	45 58	111	H Appalachian St.	65 68	
									115	A North Carolina St.	45 85	
									118	A Alabama	58 52	
									162	H Elon	57 67	
									203	H Col. of Charleston	56 55	
									218	A Furman	61 70	
									225	A Samford	46 52	
									225	H Samford	45 59	
									233	A Seton Hall	53 57	
									311	A Ga. Southern	58 61	
									317	A Western Caro.	40 54	
									322	H Gardner-Webb	57 62	
									328	H Kennesaw St.	66 49	
									329	H UNC Greensboro	75 87	
									334	N Maine	79 76	
									340	A UNC Asheville	58 54	
									342	A N.C. Central	50 39	
LAST 12 Division I GAMES:												
			225	H Samford	45 59	96	H Davidson	45 58				
			329	H UNC Greensboro	75 87	162	H Elon	57 67				
			218	A Furman	61 70	317	A Western Caro.	40 54				
			203	H Col. of Charleston	56 55	233	A Seton Hall	53 57				
			311	A Ga. Southern	58 61	322	H Gardner-Webb	57 62				
			111	H Appalachian St.	65 68	118	A Alabama	58 52				

Non-Div I Games:

Wofford

■ Loss,
■ Non-Conf,
■ S Site,
■ H Home
■ A Away
N Neutral

Average RPI Win:	232	WON-LOST	WINNING	LAST 10	STRENGTH OF	OPP. STRENGTH	TEAM	ADJ.	CONF.	ADJ CONF.
Average RPI Loss:	94	RECORD	PCT. RANK	GAMES	SCHEDULE	OF SCHEDULE	RPI	RPI	RPI	RPI
DIV. I ONLY	9- 11	196	5- 5	71	178	145	145	13	13	
DIV. I NON-CONF.	5- 7	211	1- 3	89	200	167	167	12	12	
TOTALS	RPI 1-25	RPI 26-50	W-L RECORDS	RPI 51-100	RPI 101-150	RPI 150+				
9- 11	0- 3	0- 0	OVERALL	0- 3	2- 4	7- 1				
5- 6	0- 2	0- 0	HOME	0- 2	1- 2	4- 0				
4- 5	0- 1	0- 0	AWAY	0- 1	1- 2	3- 1				
0- 0	0- 0	0- 0	NEUTRAL	0- 0	0- 0	0- 0				
5- 7	0- 1	0- 0	NON-CONFERENCE	0- 2	2- 3	3- 1				
3- 3	0- 1	0- 0	HOME	0- 1	1- 1	2- 0				
2- 4	0- 0	0- 0	AWAY	0- 1	1- 2	1- 1				
0- 0	0- 0	0- 0	NEUTRAL	0- 0	0- 0	0- 0				
4- 4	0- 2	0- 0	CONFERENCE	0- 1	0- 1	4- 0				
2- 3	0- 1	0- 0	HOME	0- 1	0- 1	2- 0				
2- 1	0- 1	0- 0	AWAY	0- 0	0- 0	2- 0				
0- 0	0- 0	0- 0	NEUTRAL	0- 0	0- 0	0- 0				

RPI 1-25				RPI 26-50				RPI 51-100				RPI 101+ Team's RPI: 145			
RPI	S	Opponent	Score	RPI	S	Opponent	Score	RPI	S	Opponent	Score	RPI	S	Opponent	Score
19	A	Green Bay	44 71					74	H	Youngstown St.	47 66	108	H	Saint Francis (PA)	81 98
19	H	Green Bay	48 70					77	A	Ohio St.	52 82	112	H	Detroit	76 86
20	H	Dayton	73 95					82	H	Western Ky.	67 84	128	A	Memphis	68 109
												134	A	Miami (OH)	54 72
												140	A	Akron	73 71
												142	H	IUPUI	75 71
												216	H	Valparaiso	67 66
												231	A	Xavier	66 65
												250	A	Milwaukee	71 61
												253	H	Buffalo	66 51
												262	A	Southeast Mo. St.	66 78
												275	A	Loyola Chicago	67 56
												285	H	Ill.-Chicago	59 51
												292	H	Morehead St.	53 46
LAST 12 Division I GAMES:															
74	H	Youngstown St.	47 66	19	A	Green Bay	44 71								
216	H	Valparaiso	67 66	250	A	Milwaukee	71 61								
19	H	Green Bay	48 70	128	A	Memphis	68 109								
285	H	Ill.-Chicago	59 51	292	H	Morehead St.	53 46								
275	A	Loyola Chicago	67 56	108	H	Saint Francis (PA)	81 98								
112	H	Detroit	76 86	82	H	Western Ky.	67 84								

Non-Div I Games: Urbana 78 61

Wright St.

Loss, Non-Conf, S Site, H Home A Away N Neutral

Wyoming

Through Games Of Sunday, February 3, 2013

Average RPI Win:	209	WON-LOST	WINNING	LAST 10	STRENGTH OF	OPP. STRENGTH	TEAM	ADJ.	CONF.	ADJ CONF.
Average RPI Loss:	105	RECORD	PCT. RANK	GAMES	SCHEDULE	OF SCHEDULE	RPI	RPI	RPI	RPI
DIV. I ONLY	16- 4	30	7- 2	241	123	67	67	17	17	
DIV. I NON-CONF.	10- 2	28	2- 1	220	74	52	52	17	17	
TOTALS	RPI 1-25	RPI 26-50	W-L RECORDS	RPI 51-100	RPI 101-150	RPI 150+				
16- 4	0- 1	0- 0	OVERALL	2- 2	2- 0	12- 1				
9- 0	0- 0	0- 0	HOME	1- 0	1- 0	7- 0				
6- 4	0- 1	0- 0	AWAY	1- 2	1- 0	4- 1				
1- 0	0- 0	0- 0	NEUTRAL	0- 0	0- 0	1- 0				
10- 2	0- 1	0- 0	NON-CONFERENCE	1- 1	2- 0	7- 0				
5- 0	0- 0	0- 0	HOME	0- 0	1- 0	4- 0				
4- 2	0- 1	0- 0	AWAY	1- 1	1- 0	2- 0				
1- 0	0- 0	0- 0	NEUTRAL	0- 0	0- 0	1- 0				
6- 2	0- 0	0- 0	CONFERENCE	1- 1	0- 0	5- 1				
4- 0	0- 0	0- 0	HOME	1- 0	0- 0	3- 0				
2- 2	0- 0	0- 0	AWAY	0- 1	0- 0	2- 1				
0- 0	0- 0	0- 0	NEUTRAL	0- 0	0- 0	0- 0				

RPI 1-25				RPI 26-50				RPI 51-100 Team's RPI: 67				RPI 101+			
RPI	S	Opponent	Score	RPI	S	Opponent	Score	RPI	S	Opponent	Score	RPI	S	Opponent	Score
22	A	Colorado	59 68					51	A	San Diego St.	43 66	104	A	Montana St.	68 60
								78	A	Montana	58 56	148	H	Idaho	86 53
								86	A	Bowling Green	69 79	171	A	New Mexico	72 54
								93	H	Fresno St.	78 71	212	H	Denver	81 66
												213	H	Loyola Marymount	84 68
												220	A	Pepperdine	72 50
												222	H	Eastern Mich.	73 50
												232	A	Ball St.	64 61
												233	N	Seton Hall	55 45
												242	H	Colorado St.	82 67
												260	A	Boise St.	68 70
												261	H	UNLV	76 54
												270	H	Nevada	92 41
												323	A	Air Force	86 48
												324	H	Weber St.	77 62
LAST 12 Division I GAMES:															
242	H	Colorado St.	82 67	270	H	Nevada	92 41								
171	A	New Mexico	72 54	260	A	Boise St.	68 70								
323	A	Air Force	86 48	213	H	Loyola Marymount	84 68								
261	H	UNLV	76 54	232	A	Ball St.	64 61								
51	A	San Diego St.	43 66	86	A	Bowling Green	69 79								
93	H	Fresno St.	78 71	324	H	Weber St.	77 62								

Non-Div I Games: South Dakota Mines 87 38

Wyoming

■ Loss,
 ■ Non-Conf, S Site,
 ■ Home
 ■ Away
 N Neutral

Average RPI Win: 222	WON-LOST	WINNING	LAST 10	STRENGTH OF	OPP. STRENGTH	TEAM	ADJ.	CONF.	ADJ CONF.
Average RPI Loss: 103	RECORD	PCT. RANK	GAMES	SCHEDULE	OF SCHEDULE	RPI	RPI	RPI	RPI
DIV. I ONLY	7- 14	269	2- 8	89	125	231	231	8	8
DIV. I NON-CONF.	6- 8	204	2- 3	149	149	211	211	8	8
<hr/>									
TOTALS	RPI 1-25	RPI 26-50	W-L RECORDS	RPI 51-100	RPI 101-150	RPI 150+			
7- 14	0- 1	0- 3	OVERALL	0- 3	1- 4	6- 3			
5- 8	0- 1	0- 2	HOME	0- 1	1- 2	4- 2			
1- 6	0- 0	0- 1	AWAY	0- 2	0- 2	1- 1			
1- 0	0- 0	0- 0	NEUTRAL	0- 0	0- 0	1- 0			
6- 8	0- 1	0- 2	NON-CONFERENCE	0- 1	1- 2	5- 2			
4- 5	0- 1	0- 1	HOME	0- 0	1- 2	3- 1			
1- 3	0- 0	0- 1	AWAY	0- 1	0- 0	1- 1			
1- 0	0- 0	0- 0	NEUTRAL	0- 0	0- 0	1- 0			
1- 6	0- 0	0- 1	CONFERENCE	0- 2	0- 2	1- 1			
1- 3	0- 0	0- 1	HOME	0- 1	0- 0	1- 1			
0- 3	0- 0	0- 0	AWAY	0- 1	0- 2	0- 0			
0- 0	0- 0	0- 0	NEUTRAL	0- 0	0- 0	0- 0			

RPI 1-25				RPI 26-50				RPI 51-100				RPI 101+ Team's RPI: 231			
RPI	S	Opponent	Score	RPI	S	Opponent	Score	RPI	S	Opponent	Score	RPI	S	Opponent	Score
11	H	Duke	59 82	32	H	Duquesne	54 56	55	A	Virginia	45 54	102	A	Richmond	63 73
				39	H	Michigan	53 62	73	A	Charlotte	55 67	103	A	Butler	67 71
				41	A	Middle Tenn.	48 63	81	H	Fordham	41 48	111	H	Appalachian St.	73 77
												135	H	High Point	77 48
												145	H	Wright St.	65 66
												168	H	Saint Louis	49 66
												169	A	Cincinnati	69 67
												172	H	Bucknell	71 62
												184	A	Indiana	55 66
												200	H	St. Bonaventure	58 50
												288	N	Northern Ill.	66 54
												292	H	Morehead St.	73 58
												298	H	Ohio	62 68
												300	H	UNC Wilmington	62 52
<hr/>															
LAST 12 Division I GAMES:															
200	H	St. Bonaventure	58 50	32	H	Duquesne	54 56								
168	H	Saint Louis	49 66	298	H	Ohio	62 68								
102	A	Richmond	63 73	55	A	Virginia	45 54								
81	H	Fordham	41 48	288	N	Northern Ill.	66 54								
73	A	Charlotte	55 67	184	A	Indiana	55 66								
103	A	Butler	67 71	300	H	UNC Wilmington	62 52								

Non-Div I Games:

Xavier









































Average RPI Win:	216	WON-LOST	WINNING	LAST 10	STRENGTH OF	OPP. STRENGTH	TEAM	ADJ.	CONF.	ADJ CONF.
Average RPI Loss:	132	RECORD	PCT. RANK	GAMES	SCHEDULE	OF SCHEDULE	RPI	RPI	RPI	RPI
DIV. I ONLY	6- 12	269	4- 6	90	194	209	209	19	19	
DIV. I NON-CONF.	5- 9	238	4- 4	48	190	159	159	18	18	
TOTALS	RPI 1-25	RPI 26-50	W-L RECORDS	RPI 51-100	RPI 101-150	RPI 150+				
6- 12	0- 0	0- 3	OVERALL	1- 3	0- 1	5- 5				
3- 6	0- 0	0- 1	HOME	1- 2	0- 0	2- 3				
3- 6	0- 0	0- 2	AWAY	0- 1	0- 1	3- 2				
0- 0	0- 0	0- 0	NEUTRAL	0- 0	0- 0	0- 0				
5- 9	0- 0	0- 3	NON-CONFERENCE	1- 2	0- 1	4- 3				
3- 3	0- 0	0- 1	HOME	1- 1	0- 0	2- 1				
2- 6	0- 0	0- 2	AWAY	0- 1	0- 1	2- 2				
0- 0	0- 0	0- 0	NEUTRAL	0- 0	0- 0	0- 0				
1- 3	0- 0	0- 0	CONFERENCE	0- 1	0- 0	1- 2				
0- 3	0- 0	0- 0	HOME	0- 1	0- 0	0- 2				
1- 0	0- 0	0- 0	AWAY	0- 0	0- 0	1- 0				
0- 0	0- 0	0- 0	NEUTRAL	0- 0	0- 0	0- 0				

RPI	S	Opponent	Score	RPI	S	Opponent	Score	RPI	S	Opponent	Score	RPI	S	Opponent	Score	Team's RPI: 209
30	A	DePaul	80 95	64	H	Quinnipiac	62 89	124	A	Sacred Heart	62 67	170	H	Dartmouth	48 63	
38	A	Georgetown	67 90	81	H	Fordham	67 53	172	H	Bucknell	82 62	174	A	Holy Cross	71 87	
49	H	Marist	50 62	90	A	Northwestern	75 83	191	H	Houston	84 82	199	A	Army	47 53	
				95	H	Harvard	54 67	252	H	New Hampshire	51 57	264	A	St. Francis Brooklyn	66 62	
								294	A	Brown	59 47	294	H	Brown	67 68	
								296	A	Bryant	78 65					
LAST 12 Division I GAMES:																
170	H	Dartmouth	48 63	124	A	Sacred Heart	62 67									
95	H	Harvard	54 67	38	A	Georgetown	67 90									
294	A	Brown	59 47	49	H	Marist	50 62									
294	H	Brown	67 68	264	A	St. Francis Brooklyn	66 62									
296	A	Bryant	78 65	81	H	Fordham	67 53									
172	H	Bucknell	82 62	199	A	Army	47 53									

Non-Div I Games:





Yale

Average RPI Win:	210	WON-LOST	WINNING	LAST 10	STRENGTH OF	OPP. STRENGTH	TEAM	ADJ.	CONF.	ADJ CONF.
Average RPI Loss:	137	RECORD	PCT. RANK	GAMES	SCHEDULE	OF SCHEDULE	RPI	RPI	RPI	RPI
DIV. I ONLY	14- 5	52	8- 2	183	180	74	74	13	13	
DIV. I NON-CONF.	9- 3	55	3- 1	161	212	57	57	12	12	
TOTALS	RPI 1-25	RPI 26-50	W-L RECORDS	RPI 51-100	RPI 101-150	RPI 150+				
14- 5	0- 1	0- 1	OVERALL	0- 0	4- 0	10- 3				
6- 1	0- 1	0- 0	HOME	0- 0	1- 0	5- 0				
8- 4	0- 0	0- 1	AWAY	0- 0	3- 0	5- 3				
0- 0	0- 0	0- 0	NEUTRAL	0- 0	0- 0	0- 0				
9- 3	0- 0	0- 1	NON-CONFERENCE	0- 0	3- 0	6- 2				
4- 0	0- 0	0- 0	HOME	0- 0	1- 0	3- 0				
5- 3	0- 0	0- 1	AWAY	0- 0	2- 0	3- 2				
0- 0	0- 0	0- 0	NEUTRAL	0- 0	0- 0	0- 0				
5- 2	0- 1	0- 0	CONFERENCE	0- 0	1- 0	4- 1				
2- 1	0- 1	0- 0	HOME	0- 0	0- 0	2- 0				
3- 1	0- 0	0- 0	AWAY	0- 0	1- 0	2- 1				
0- 0	0- 0	0- 0	NEUTRAL	0- 0	0- 0	0- 0				

RPI 1-25	RPI 26-50	RPI 51-100	Team's RPI: 74	RPI 101+
RPI S Opponent Score	RPI S Opponent Score	RPI S Opponent Score		RPI S Opponent Score
19  Green Bay 41  59	43  West Virginia 57  90			134  Miami (OH) 76 56
				140  Akron 80 71
				142  IUPUI 58 57
				145  Wright St. 66 47
				169  Cincinnati 46  57
				172  Bucknell 69 51
				195  Pittsburgh 64 50
				204  Stony Brook 76 43
				215  Cleveland St. 72 63
				216  Valparaiso 59  67
				235  VCU 58 45
				239  Northern Ky. 64  66
				250  Milwaukee 67 50
				253  Buffalo 60 50
				275  Loyola Chicago 75 38
				285  Ill.-Chicago 67 54
				296  Bryant 75 59
LAST 12 Division I GAMES:				
145  Wright St. 66 47	216  Valparaiso 59  67			
285  Ill.-Chicago 67 54	235  VCU 58 45			
275  Loyola Chicago 75 38	172  Bucknell 69 51			
215  Cleveland St. 72 63	140  Akron 80 71			
19  Green Bay 41  59	43  West Virginia 57  90			
250  Milwaukee 67 50	169  Cincinnati 46  57			

Non-Div I Games: Wilmington (OH) 83 52

Youngstown St.

 Loss,  Non-Conf, S Site,  Home  Away N Neutral