

| | | | | | | | | | | |
|-------------------|----------|-----------|----------------|------------|-------------|---------------|------|------|-------|-----------|
| Average RPI Win: | 226 | WON-LOST | WINNING | LAST 12 | STRENGTH OF | OPP. STRENGTH | TEAM | ADJ. | CONF. | ADJ CONF. |
| Average RPI Loss: | 184 | RECORD | PCT. RANK | GAMES | SCHEDULE | OF SCHEDULE | RPI | RPI | RPI | RPI |
| DIV. I ONLY | 3- 22 | 332 | 2- 10 | 226 | 286 | 329 | 329 | 20 | 20 | |
| DIV. I NON-CONF. | 1- 10 | 325 | 0- 0 | 273 | 259 | 340 | 340 | 20 | 20 | |
| TOTALS | RPI 1-25 | RPI 26-50 | W-L RECORDS | RPI 51-100 | RPI 101-150 | RPI 150+ | | | | |
| 3- 22 | 0- 1 | 0- 0 | OVERALL | 0- 1 | 0- 7 | 3- 13 | | | | |
| 2- 10 | 0- 0 | 0- 0 | HOME | 0- 0 | 0- 3 | 2- 7 | | | | |
| 1- 11 | 0- 1 | 0- 0 | AWAY | 0- 0 | 0- 4 | 1- 6 | | | | |
| 0- 1 | 0- 0 | 0- 0 | NEUTRAL | 0- 1 | 0- 0 | 0- 0 | | | | |
| 1- 10 | 0- 1 | 0- 0 | NON-CONFERENCE | 0- 1 | 0- 1 | 1- 7 | | | | |
| 1- 4 | 0- 0 | 0- 0 | HOME | 0- 0 | 0- 0 | 1- 4 | | | | |
| 0- 5 | 0- 1 | 0- 0 | AWAY | 0- 0 | 0- 1 | 0- 3 | | | | |
| 0- 1 | 0- 0 | 0- 0 | NEUTRAL | 0- 1 | 0- 0 | 0- 0 | | | | |
| 2- 12 | 0- 0 | 0- 0 | CONFERENCE | 0- 0 | 0- 6 | 2- 6 | | | | |
| 1- 6 | 0- 0 | 0- 0 | HOME | 0- 0 | 0- 3 | 1- 3 | | | | |
| 1- 6 | 0- 0 | 0- 0 | AWAY | 0- 0 | 0- 3 | 1- 3 | | | | |
| 0- 0 | 0- 0 | 0- 0 | NEUTRAL | 0- 0 | 0- 0 | 0- 0 | | | | |

| RPI 1-25 | | | | RPI 26-50 | | | | RPI 51-100 | | | | RPI 101+ Team's RPI: 329 | | | |
|---------------------------|---|------------------|-------|-----------|---|------------------|-------|------------|---|----------|-------|--------------------------|---|-------------------|-------|
| RPI | S | Opponent | Score | RPI | S | Opponent | Score | RPI | S | Opponent | Score | RPI | S | Opponent | Score |
| 19 | A | Colorado | 48 75 | | | | | 90 | N | Auburn | 57 72 | 108 | A | Texas | 30 79 |
| | | | | | | | | | | | | 122 | A | Oral Roberts | 59 81 |
| | | | | | | | | | | | | 122 | H | Oral Roberts | 41 58 |
| | | | | | | | | | | | | 125 | A | Sam Houston St. | 46 65 |
| | | | | | | | | | | | | 125 | H | Sam Houston St. | 53 68 |
| | | | | | | | | | | | | 134 | A | Lamar | 37 44 |
| | | | | | | | | | | | | 134 | H | Lamar | 46 68 |
| | | | | | | | | | | | | 159 | A | McNeese St. | 39 68 |
| | | | | | | | | | | | | 159 | H | McNeese St. | 60 59 |
| | | | | | | | | | | | | 162 | A | Nicholls St. | 53 70 |
| | | | | | | | | | | | | 171 | A | TCU | 38 69 |
| | | | | | | | | | | | | 175 | H | Indiana | 47 58 |
| | | | | | | | | | | | | 187 | H | Belmont | 54 75 |
| | | | | | | | | | | | | 204 | H | Stephen F. Austin | 47 66 |
| | | | | | | | | | | | | 254 | A | UTSA | 40 52 |
| | | | | | | | | | | | | 256 | A | Central Ark. | 60 58 |
| | | | | | | | | | | | | 256 | H | Central Ark. | 40 55 |
| | | | | | | | | | | | | 264 | H | Cornell | 52 49 |
| | | | | | | | | | | | | 274 | H | Northwestern St. | 58 68 |
| | | | | | | | | | | | | 290 | A | Southeastern La. | 54 66 |
| | | | | | | | | | | | | 302 | H | Texas St. | 51 69 |
| | | | | | | | | | | | | 318 | A | Tex.-Pan American | 65 77 |
| | | | | | | | | | | | | 318 | H | Tex.-Pan American | 45 49 |
| LAST 12 Division I GAMES: | | | | | | | | | | | | | | | |
| 274 | H | Northwestern St. | 58 68 | 290 | A | Southeastern La. | 54 66 | | | | | | | | |
| 122 | A | Oral Roberts | 59 81 | 162 | A | Nicholls St. | 53 70 | | | | | | | | |
| 256 | A | Central Ark. | 60 58 | 256 | H | Central Ark. | 40 55 | | | | | | | | |
| 159 | H | McNeese St. | 60 59 | 122 | H | Oral Roberts | 41 58 | | | | | | | | |
| 134 | H | Lamar | 46 68 | 134 | A | Lamar | 37 44 | | | | | | | | |
| 125 | H | Sam Houston St. | 53 68 | 159 | A | McNeese St. | 39 68 | | | | | | | | |

Non-Div I Games:

A&M-Corpus Christi

■ Loss,
 ■ Non-Conf,
 ■ S Site,
 ■ H Home
 ■ A Away
 N Neutral

| | | | | | | | | | | |
|-------------------|----------|-----------|----------------|------------|-------------|---------------|------|------|-------|-----------|
| Average RPI Win: | 270 | WON-LOST | WINNING | LAST 12 | STRENGTH OF | OPP. STRENGTH | TEAM | ADJ. | CONF. | ADJ CONF. |
| Average RPI Loss: | 179 | RECORD | PCT. RANK | GAMES | SCHEDULE | OF SCHEDULE | RPI | RPI | RPI | RPI |
| DIV. I ONLY | 4- 21 | 325 | 3- 9 | 202 | 242 | 326 | 326 | 17 | 17 | |
| DIV. I NON-CONF. | 1- 12 | 332 | 0- 0 | 131 | 325 | 323 | 323 | 16 | 16 | |
| TOTALS | RPI 1-25 | RPI 26-50 | W-L RECORDS | RPI 51-100 | RPI 101-150 | RPI 150+ | | | | |
| 4- 21 | 0- 1 | 0- 1 | OVERALL | 0- 3 | 0- 3 | 4- 13 | | | | |
| 4- 8 | 0- 0 | 0- 0 | HOME | 0- 2 | 0- 1 | 4- 5 | | | | |
| 0- 12 | 0- 1 | 0- 1 | AWAY | 0- 1 | 0- 2 | 0- 7 | | | | |
| 0- 1 | 0- 0 | 0- 0 | NEUTRAL | 0- 0 | 0- 0 | 0- 1 | | | | |
| 1- 12 | 0- 1 | 0- 0 | NON-CONFERENCE | 0- 1 | 0- 3 | 1- 7 | | | | |
| 1- 5 | 0- 0 | 0- 0 | HOME | 0- 1 | 0- 1 | 1- 3 | | | | |
| 0- 6 | 0- 1 | 0- 0 | AWAY | 0- 0 | 0- 2 | 0- 3 | | | | |
| 0- 1 | 0- 0 | 0- 0 | NEUTRAL | 0- 0 | 0- 0 | 0- 1 | | | | |
| 3- 9 | 0- 0 | 0- 1 | CONFERENCE | 0- 2 | 0- 0 | 3- 6 | | | | |
| 3- 3 | 0- 0 | 0- 0 | HOME | 0- 1 | 0- 0 | 3- 2 | | | | |
| 0- 6 | 0- 0 | 0- 1 | AWAY | 0- 1 | 0- 0 | 0- 4 | | | | |
| 0- 0 | 0- 0 | 0- 0 | NEUTRAL | 0- 0 | 0- 0 | 0- 0 | | | | |

| RPI 1-25 | | | | RPI 26-50 | | | | RPI 51-100 | | | | RPI 101+ | | | | Team's RPI: 326 | |
|---------------------------|---|---------------|-------|-----------|---|---------------|-------|------------|---|------------|-------|----------|---|-----------------|-------|-----------------|--|
| RPI | S | Opponent | Score | RPI | S | Opponent | Score | RPI | S | Opponent | Score | RPI | S | Opponent | Score | | |
| 25 | A | Iowa St. | 35 83 | 38 | A | San Diego St. | 46 68 | 74 | H | Wyoming | 48 86 | 101 | A | Northern Colo. | 44 68 | | |
| | | | | | | | | 80 | H | San Diego | 43 74 | 112 | H | Navy | 36 60 | | |
| | | | | | | | | 97 | A | Fresno St. | 47 60 | 135 | A | Idaho St. | 51 83 | | |
| | | | | | | | | | | | | 161 | H | Army | 68 72 | | |
| | | | | | | | | | | | | 186 | N | Penn | 39 61 | | |
| | | | | | | | | | | | | 194 | H | New Mexico | 67 72 | | |
| | | | | | | | | | | | | 216 | A | Denver | 73 77 | | |
| | | | | | | | | | | | | 231 | A | North Dakota | 42 76 | | |
| | | | | | | | | | | | | 238 | A | Longwood | 63 68 | | |
| | | | | | | | | | | | | 240 | A | Colorado St. | 60 67 | | |
| | | | | | | | | | | | | 240 | H | Colorado St. | 44 64 | | |
| | | | | | | | | | | | | 259 | A | UNLV | 53 80 | | |
| | | | | | | | | | | | | 259 | H | UNLV | 81 69 | | |
| | | | | | | | | | | | | 269 | A | Nevada | 54 67 | | |
| | | | | | | | | | | | | 269 | H | Nevada | 63 56 | | |
| | | | | | | | | | | | | 276 | A | Boise St. | 65 66 | | |
| | | | | | | | | | | | | 276 | H | Boise St. | 77 72 | | |
| | | | | | | | | | | | | 277 | H | CSU Bakersfield | 82 78 | | |
| | | | | | | | | | | | | 286 | H | UMKC | 58 66 | | |
| | | | | | | | | | | | | 304 | H | Utah Valley | 60 70 | | |
| LAST 12 Division I GAMES: | | | | | | | | | | | | | | | | | |
| 276 | H | Boise St. | 77 72 | 97 | A | Fresno St. | 47 60 | | | | | | | | | | |
| 240 | A | Colorado St. | 60 67 | 74 | H | Wyoming | 48 86 | | | | | | | | | | |
| 259 | A | UNLV | 53 80 | 276 | A | Boise St. | 65 66 | | | | | | | | | | |
| 269 | H | Nevada | 63 56 | 240 | H | Colorado St. | 44 64 | | | | | | | | | | |
| 194 | H | New Mexico | 67 72 | 259 | H | UNLV | 81 69 | | | | | | | | | | |
| 38 | A | San Diego St. | 46 68 | 269 | A | Nevada | 54 67 | | | | | | | | | | |

Non-Div I Games:

Air Force

■ Loss,
 ■ Non-Conf, S Site,
 ■ Home
 ■ Away
 N Neutral

| | | | | | | | | | |
|------------------------------|----------|-----------|----------------|-------------|---------------|----------|------|-------|-----------|
| Average RPI Win: 249 | WON-LOST | WINNING | LAST 12 | STRENGTH OF | OPP. STRENGTH | TEAM | ADJ. | CONF. | ADJ CONF. |
| Average RPI Loss: 109 | RECORD | PCT. RANK | GAMES | SCHEDULE | OF SCHEDULE | RPI | RPI | RPI | RPI |
| DIV. I ONLY | 17- 8 | 73 | 8- 4 | 296 | 191 | 132 | 132 | 18 | 18 |
| DIV. I NON-CONF. | 8- 4 | 84 | 0- 0 | 287 | 192 | 155 | 155 | 17 | 17 |
| TOTALS | RPI 1-25 | RPI 26-50 | W-L RECORDS | RPI 51-100 | RPI 101-150 | RPI 150+ | | | |
| 17- 8 | 0- 1 | 0- 1 | OVERALL | 1- 3 | 1- 1 | 15- 2 | | | |
| 8- 3 | 0- 1 | 0- 1 | HOME | 1- 0 | 0- 0 | 7- 1 | | | |
| 9- 5 | 0- 0 | 0- 0 | AWAY | 0- 3 | 1- 1 | 8- 1 | | | |
| 0- 0 | 0- 0 | 0- 0 | NEUTRAL | 0- 0 | 0- 0 | 0- 0 | | | |
| 8- 4 | 0- 1 | 0- 0 | NON-CONFERENCE | 0- 1 | 0- 1 | 8- 1 | | | |
| 3- 2 | 0- 1 | 0- 0 | HOME | 0- 0 | 0- 0 | 3- 1 | | | |
| 5- 2 | 0- 0 | 0- 0 | AWAY | 0- 1 | 0- 1 | 5- 0 | | | |
| 0- 0 | 0- 0 | 0- 0 | NEUTRAL | 0- 0 | 0- 0 | 0- 0 | | | |
| 9- 4 | 0- 0 | 0- 1 | CONFERENCE | 1- 2 | 1- 0 | 7- 1 | | | |
| 5- 1 | 0- 0 | 0- 1 | HOME | 1- 0 | 0- 0 | 4- 0 | | | |
| 4- 3 | 0- 0 | 0- 0 | AWAY | 0- 2 | 1- 0 | 3- 1 | | | |
| 0- 0 | 0- 0 | 0- 0 | NEUTRAL | 0- 0 | 0- 0 | 0- 0 | | | |

| RPI 1-25 | | | | RPI 26-50 | | | | RPI 51-100 | | | | RPI 101+ Team's RPI: 132 | | | |
|---------------------------|---|---------------|--------------|-----------|---|---------------|--------------|------------|---|----------------|--------------|--------------------------|---|--------------------|--------------|
| RPI | S | Opponent | Score | RPI | S | Opponent | Score | RPI | S | Opponent | Score | RPI | S | Opponent | Score |
| 13 | H | Dayton | 59 90 | 43 | H | Toledo | 65 77 | 60 | A | Central Mich. | 69 92 | 130 | A | Saint Francis (PA) | 73 74 |
| | | | | | | | | 63 | A | Youngstown St. | 71 80 | 142 | A | Miami (OH) | 84 77 |
| | | | | | | | | 96 | A | Bowling Green | 61 74 | 169 | H | Cincinnati | 67 54 |
| | | | | | | | | 96 | H | Bowling Green | 68 63 | 184 | A | Tennessee Tech | 78 67 |
| | | | | | | | | | | | | 192 | A | Providence | 81 78 |
| | | | | | | | | | | | | 201 | H | Ball St. | 64 52 |
| | | | | | | | | | | | | 207 | H | Wright St. | 71 73 |
| | | | | | | | | | | | | 247 | H | Eastern Mich. | 82 81 |
| | | | | | | | | | | | | 257 | H | Buffalo | 75 57 |
| | | | | | | | | | | | | 260 | A | Northern Ill. | 63 52 |
| | | | | | | | | | | | | 261 | A | Western Mich. | 77 84 |
| | | | | | | | | | | | | 271 | A | George Mason | 65 49 |
| | | | | | | | | | | | | 272 | H | Canisius | 81 72 |
| | | | | | | | | | | | | 273 | H | Bryant | 78 56 |
| | | | | | | | | | | | | 323 | A | Ohio | 81 54 |
| | | | | | | | | | | | | 331 | A | Saint Peter's | 103 57 |
| | | | | | | | | | | | | 337 | A | Kent St. | 77 71 |
| | | | | | | | | | | | | 337 | H | Kent St. | 93 58 |
| | | | | | | | | | | | | 342 | A | Chicago St. | 86 45 |
| LAST 12 Division I GAMES: | | | | | | | | | | | | | | | |
| 337 | A | Kent St. | 77 71 | 96 | H | Bowling Green | 68 63 | 60 | A | Central Mich. | 69 92 | | | | |
| 96 | A | Bowling Green | 61 74 | 43 | H | Toledo | 65 77 | 261 | A | Western Mich. | 77 84 | | | | |
| 201 | H | Ball St. | 64 52 | 260 | A | Northern Ill. | 63 52 | 337 | H | Kent St. | 93 58 | | | | |
| 142 | A | Miami (OH) | 84 77 | | | | | | | | | | | | |
| 247 | H | Eastern Mich. | 82 81 | | | | | | | | | | | | |
| 257 | H | Buffalo | 75 57 | | | | | | | | | | | | |

Non-Div I Games: Hiram 83 24

Akron

■ Loss,
 ■ Non-Conf, S Site,
 ■ Home
 ■ Away
 N Neutral

Alabama

Through Games Of Sunday, February 24, 2013

| Average RPI Win: | 223 | WON-LOST | WINNING | LAST 12 | STRENGTH OF | OPP. STRENGTH | TEAM | ADJ. | CONF. | ADJ CONF. |
|-------------------|----------|-----------|----------------|------------|-------------|---------------|------|------|-------|-----------|
| Average RPI Loss: | 71 | RECORD | PCT. RANK | GAMES | SCHEDULE | OF SCHEDULE | RPI | RPI | RPI | RPI |
| DIV. I ONLY | 12- 15 | 193 | 2- 10 | 100 | 75 | 165 | 165 | 3 | 3 | |
| DIV. I NON-CONF. | 10- 3 | 50 | 0- 0 | 321 | 267 | 171 | 171 | 6 | 6 | |
| TOTALS | RPI 1-25 | RPI 26-50 | W-L RECORDS | RPI 51-100 | RPI 101-150 | RPI 150+ | | | | |
| 12- 15 | 0- 6 | 0- 1 | OVERALL | 2- 5 | 1- 1 | 9- 2 | | | | |
| 6- 8 | 0- 3 | 0- 1 | HOME | 2- 3 | 0- 0 | 4- 1 | | | | |
| 4- 7 | 0- 3 | 0- 0 | AWAY | 0- 2 | 1- 1 | 3- 1 | | | | |
| 2- 0 | 0- 0 | 0- 0 | NEUTRAL | 0- 0 | 0- 0 | 2- 0 | | | | |
| 10- 3 | 0- 0 | 0- 0 | NON-CONFERENCE | 1- 1 | 1- 1 | 8- 1 | | | | |
| 5- 2 | 0- 0 | 0- 0 | HOME | 1- 1 | 0- 0 | 4- 1 | | | | |
| 3- 1 | 0- 0 | 0- 0 | AWAY | 0- 0 | 1- 1 | 2- 0 | | | | |
| 2- 0 | 0- 0 | 0- 0 | NEUTRAL | 0- 0 | 0- 0 | 2- 0 | | | | |
| 2- 12 | 0- 6 | 0- 1 | CONFERENCE | 1- 4 | 0- 0 | 1- 1 | | | | |
| 1- 6 | 0- 3 | 0- 1 | HOME | 1- 2 | 0- 0 | 0- 0 | | | | |
| 1- 6 | 0- 3 | 0- 0 | AWAY | 0- 2 | 0- 0 | 1- 1 | | | | |
| 0- 0 | 0- 0 | 0- 0 | NEUTRAL | 0- 0 | 0- 0 | 0- 0 | | | | |

| RPI | S | Opponent | Score | RPI | S | Opponent | Score | RPI | S | Opponent | Score | RPI | S | Opponent | Score | Team's RPI: 165 |
|---------------------------|---|-----------------|-------|-----|---|------------|-------|-----|---|-------------|-------|-----|---|------------------|-------|-----------------|
| 7 | A | Tennessee | 69 96 | 32 | H | Vanderbilt | 58 67 | 56 | H | Chattanooga | 58 72 | 113 | A | Wisconsin | 50 69 | |
| 9 | H | Kentucky | 70 87 | | | | | 62 | H | Arkansas | 80 91 | 128 | A | Hawaii | 44 43 | |
| 11 | H | South Carolina | 53 65 | | | | | 69 | A | Florida | 54 87 | 163 | A | Houston | 83 74 | |
| 12 | A | Texas A&M | 52 91 | | | | | 69 | H | Florida | 61 67 | 169 | N | Cincinnati | 58 47 | |
| 14 | A | Georgia | 59 65 | | | | | 77 | H | Virginia | 73 70 | 191 | A | Mississippi St. | 51 75 | |
| 14 | H | Georgia | 83 95 | | | | | 90 | A | Auburn | 53 70 | 214 | H | North Texas | 88 83 | |
| | | | | | | | | 90 | H | Auburn | 61 51 | 236 | A | Ole Miss | 83 75 | |
| | | | | | | | | | | | | 290 | H | Southeastern La. | 97 62 | |
| | | | | | | | | | | | | 306 | A | Troy | 80 71 | |
| | | | | | | | | | | | | 320 | H | Wofford | 52 58 | |
| | | | | | | | | | | | | 324 | N | LIU Brooklyn | 80 58 | |
| | | | | | | | | | | | | 336 | H | Ark.-Pine Bluff | 79 60 | |
| | | | | | | | | | | | | 343 | H | Jacksonville St. | 80 43 | |
| LAST 12 Division I GAMES: | | | | | | | | | | | | | | | | |
| 69 | H | Florida | 61 67 | 14 | A | Georgia | 59 65 | | | | | | | | | |
| 191 | A | Mississippi St. | 51 75 | 32 | H | Vanderbilt | 58 67 | | | | | | | | | |
| 90 | A | Auburn | 53 70 | 90 | H | Auburn | 61 51 | | | | | | | | | |
| 62 | H | Arkansas | 80 91 | 7 | A | Tennessee | 69 96 | | | | | | | | | |
| 11 | H | South Carolina | 53 65 | 236 | A | Ole Miss | 83 75 | | | | | | | | | |
| 69 | A | Florida | 54 87 | 14 | H | Georgia | 83 95 | | | | | | | | | |

Non-Div I Games:

Alabama

■ Loss,
 ■ Non-Conf,
 ■ S Site,
 ■ H Home
 ■ A Away
 N Neutral

Alabama A&M

Through Games Of Sunday, February 24, 2013

| | | | | | | | | | | |
|-------------------|----------|-----------|----------------|------------|-------------|---------------|------|------|-------|-----------|
| Average RPI Win: | 313 | WON-LOST | WINNING | LAST 12 | STRENGTH OF | OPP. STRENGTH | TEAM | ADJ. | CONF. | ADJ CONF. |
| Average RPI Loss: | 188 | RECORD | PCT. RANK | GAMES | SCHEDULE | OF SCHEDULE | RPI | RPI | RPI | RPI |
| DIV. I ONLY | 8- 16 | 269 | 5- 7 | 297 | 335 | 299 | 299 | 32 | 32 | |
| DIV. I NON-CONF. | 0- 9 | 337 | 0- 0 | 79 | 114 | 300 | 300 | 31 | 31 | |
| TOTALS | RPI 1-25 | RPI 26-50 | W-L RECORDS | RPI 51-100 | RPI 101-150 | RPI 150+ | | | | |
| 8- 16 | 0- 1 | 0- 1 | OVERALL | 0- 1 | 0- 3 | 8- 10 | | | | |
| 4- 6 | 0- 0 | 0- 0 | HOME | 0- 0 | 0- 1 | 4- 5 | | | | |
| 4- 8 | 0- 0 | 0- 0 | AWAY | 0- 0 | 0- 0 | 4- 1 | | | | |
| 0- 2 | 0- 1 | 0- 0 | NEUTRAL | 0- 0 | 0- 1 | 0- 0 | | | | |
| 0- 9 | 0- 1 | 0- 1 | NON-CONFERENCE | 0- 1 | 0- 3 | 0- 3 | | | | |
| 0- 2 | 0- 0 | 0- 0 | HOME | 0- 0 | 0- 1 | 0- 1 | | | | |
| 0- 5 | 0- 0 | 0- 1 | AWAY | 0- 1 | 0- 1 | 0- 2 | | | | |
| 0- 2 | 0- 1 | 0- 0 | NEUTRAL | 0- 0 | 0- 1 | 0- 0 | | | | |
| 8- 7 | 0- 0 | 0- 0 | CONFERENCE | 0- 0 | 0- 0 | 8- 7 | | | | |
| 4- 4 | 0- 0 | 0- 0 | HOME | 0- 0 | 0- 0 | 4- 4 | | | | |
| 4- 3 | 0- 0 | 0- 0 | AWAY | 0- 0 | 0- 0 | 4- 3 | | | | |
| 0- 0 | 0- 0 | 0- 0 | NEUTRAL | 0- 0 | 0- 0 | 0- 0 | | | | |

| RPI 1-25 | | | | RPI 26-50 | | | | RPI 51-100 | | | | RPI 101+ | | | | Team's RPI: 299 |
|---------------------------|---|------------|--------|-----------|---|------------------|-------|------------|---|----------|-------|----------|---|------------------|-------|-----------------|
| RPI | S | Opponent | Score | RPI | S | Opponent | Score | RPI | S | Opponent | Score | RPI | S | Opponent | Score | |
| 4 | N | Notre Dame | 39 100 | 49 | A | Kansas | 59 76 | 90 | A | Auburn | 44 93 | 110 | A | Memphis | 57 80 | |
| | | | | | | | | | | | | 117 | N | Old Dominion | 46 75 | |
| | | | | | | | | | | | | 133 | H | UAB | 53 72 | |
| | | | | | | | | | | | | 157 | A | Texas Southern | 50 54 | |
| | | | | | | | | | | | | 157 | H | Texas Southern | 56 72 | |
| | | | | | | | | | | | | 221 | A | Murray St. | 54 69 | |
| | | | | | | | | | | | | 227 | A | Mississippi Val. | 67 58 | |
| | | | | | | | | | | | | 227 | H | Mississippi Val. | 45 51 | |
| | | | | | | | | | | | | 241 | A | Prairie View | 59 68 | |
| | | | | | | | | | | | | 259 | A | UNLV | 62 67 | |
| | | | | | | | | | | | | 295 | A | Southern U. | 64 47 | |
| | | | | | | | | | | | | 295 | H | Southern U. | 63 76 | |
| | | | | | | | | | | | | 305 | H | Austin Peay | 54 67 | |
| | | | | | | | | | | | | 310 | H | Jackson St. | 66 48 | |
| | | | | | | | | | | | | 319 | H | Grambling | 78 56 | |
| | | | | | | | | | | | | 325 | A | Alabama St. | 66 73 | |
| | | | | | | | | | | | | 325 | H | Alabama St. | 67 69 | |
| | | | | | | | | | | | | 336 | A | Ark.-Pine Bluff | 73 62 | |
| | | | | | | | | | | | | 336 | H | Ark.-Pine Bluff | 59 48 | |
| | | | | | | | | | | | | 339 | A | Alcorn | 55 44 | |
| | | | | | | | | | | | | 339 | H | Alcorn | 64 44 | |
| LAST 12 Division I GAMES: | | | | | | | | | | | | | | | | |
| | | | | 157 | H | Texas Southern | 56 72 | | | | | 241 | A | Prairie View | 59 68 | |
| | | | | 295 | A | Southern U. | 64 47 | | | | | 157 | A | Texas Southern | 50 54 | |
| | | | | 339 | A | Alcorn | 55 44 | | | | | 295 | H | Southern U. | 63 76 | |
| | | | | 325 | A | Alabama St. | 66 73 | | | | | 339 | H | Alcorn | 64 44 | |
| | | | | 336 | H | Ark.-Pine Bluff | 59 48 | | | | | 325 | H | Alabama St. | 67 69 | |
| | | | | 227 | H | Mississippi Val. | 45 51 | | | | | 336 | A | Ark.-Pine Bluff | 73 62 | |

Non-Div I Games: Miles 62 51

Alabama A&M

■ Loss,
 ■ Non-Conf,
 ■ S Site,
 ■ H Home
 ■ A Away
 N Neutral

| | | | | | | | | | | |
|-------------------|----------|-----------|----------------|------------|-------------|---------------|------|------|-------|-----------|
| Average RPI Win: | 320 | WON-LOST | WINNING | LAST 12 | STRENGTH OF | OPP. STRENGTH | TEAM | ADJ. | CONF. | ADJ CONF. |
| Average RPI Loss: | 213 | RECORD | PCT. RANK | GAMES | SCHEDULE | OF SCHEDULE | RPI | RPI | RPI | RPI |
| DIV. I ONLY | 7- 17 | 293 | 5- 7 | 333 | 343 | 325 | 325 | 32 | 32 | |
| DIV. I NON-CONF. | 0- 9 | 337 | 0- 0 | 163 | 264 | 331 | 331 | 31 | 31 | |
| TOTALS | RPI 1-25 | RPI 26-50 | W-L RECORDS | RPI 51-100 | RPI 101-150 | RPI 150+ | | | | |
| 7- 17 | 0- 1 | 0- 0 | OVERALL | 0- 1 | 0- 2 | 7- 13 | | | | |
| 5- 4 | 0- 0 | 0- 0 | HOME | 0- 0 | 0- 0 | 5- 4 | | | | |
| 2- 11 | 0- 1 | 0- 0 | AWAY | 0- 1 | 0- 1 | 2- 8 | | | | |
| 0- 2 | 0- 0 | 0- 0 | NEUTRAL | 0- 0 | 0- 1 | 0- 1 | | | | |
| 0- 9 | 0- 1 | 0- 0 | NON-CONFERENCE | 0- 1 | 0- 2 | 0- 5 | | | | |
| 0- 1 | 0- 0 | 0- 0 | HOME | 0- 0 | 0- 0 | 0- 1 | | | | |
| 0- 6 | 0- 1 | 0- 0 | AWAY | 0- 1 | 0- 1 | 0- 3 | | | | |
| 0- 2 | 0- 0 | 0- 0 | NEUTRAL | 0- 0 | 0- 1 | 0- 1 | | | | |
| 7- 8 | 0- 0 | 0- 0 | CONFERENCE | 0- 0 | 0- 0 | 7- 8 | | | | |
| 5- 3 | 0- 0 | 0- 0 | HOME | 0- 0 | 0- 0 | 5- 3 | | | | |
| 2- 5 | 0- 0 | 0- 0 | AWAY | 0- 0 | 0- 0 | 2- 5 | | | | |
| 0- 0 | 0- 0 | 0- 0 | NEUTRAL | 0- 0 | 0- 0 | 0- 0 | | | | |

| RPI 1-25 | | | | RPI 26-50 | | | | RPI 51-100 | | | | RPI 101+ Team's RPI: 325 | | | |
|---------------------------|---|------------------|-------|-----------|---|------------------|-------|------------|---|----------|-------|--------------------------|---|------------------|-------|
| RPI | S | Opponent | Score | RPI | S | Opponent | Score | RPI | S | Opponent | Score | RPI | S | Opponent | Score |
| 25 | A | Iowa St. | 47 86 | | | | | 90 | A | Auburn | 43 80 | 133 | N | UAB | 41 74 |
| | | | | | | | | | | | | 136 | A | Mercer | 55 65 |
| | | | | | | | | | | | | 157 | A | Texas Southern | 40 74 |
| | | | | | | | | | | | | 162 | H | Nicholls St. | 46 57 |
| | | | | | | | | | | | | 186 | N | Penn | 37 52 |
| | | | | | | | | | | | | 227 | A | Mississippi Val. | 63 67 |
| | | | | | | | | | | | | 227 | H | Mississippi Val. | 48 53 |
| | | | | | | | | | | | | 241 | A | Prairie View | 53 63 |
| | | | | | | | | | | | | 241 | H | Prairie View | 45 48 |
| | | | | | | | | | | | | 255 | A | Samford | 19 49 |
| | | | | | | | | | | | | 295 | A | Southern U. | 44 55 |
| | | | | | | | | | | | | 295 | H | Southern U. | 44 57 |
| | | | | | | | | | | | | 299 | A | Alabama A&M | 69 67 |
| | | | | | | | | | | | | 299 | H | Alabama A&M | 73 66 |
| | | | | | | | | | | | | 306 | A | Troy | 88 90 |
| | | | | | | | | | | | | 310 | H | Jackson St. | 76 62 |
| | | | | | | | | | | | | 315 | A | Savannah St. | 48 60 |
| | | | | | | | | | | | | 319 | H | Grambling | 68 60 |
| | | | | | | | | | | | | 336 | A | Ark.-Pine Bluff | 63 68 |
| | | | | | | | | | | | | 336 | H | Ark.-Pine Bluff | 66 63 |
| | | | | | | | | | | | | 339 | A | Alcorn | 60 53 |
| | | | | | | | | | | | | 339 | H | Alcorn | 54 46 |
| LAST 12 Division I GAMES: | | | | | | | | | | | | | | | |
| 241 | H | Prairie View | 45 48 | 157 | A | Texas Southern | 40 74 | | | | | | | | |
| 339 | A | Alcorn | 60 53 | 241 | A | Prairie View | 53 63 | | | | | | | | |
| 295 | A | Southern U. | 44 55 | 339 | H | Alcorn | 54 46 | | | | | | | | |
| 299 | H | Alabama A&M | 73 66 | 295 | H | Southern U. | 44 57 | | | | | | | | |
| 227 | H | Mississippi Val. | 48 53 | 299 | A | Alabama A&M | 69 67 | | | | | | | | |
| 336 | H | Ark.-Pine Bluff | 66 63 | 227 | A | Mississippi Val. | 63 67 | | | | | | | | |

Non-Div I Games: Mobile 72 55 Oakwood 105 30

Alabama St.

■ Loss,
 ■ Non-Conf,
 ■ S Site,
 ■ Home
 ■ A Away
 N Neutral

Albany (NY)

Through Games Of Sunday, February 24, 2013

| | | | | | | | | | | |
|-------------------|----------|-----------|----------------|------------|-------------|---------------|------|------|-------|-----------|
| Average RPI Win: | 244 | WON-LOST | WINNING | LAST 12 | STRENGTH OF | OPP. STRENGTH | TEAM | ADJ. | CONF. | ADJ CONF. |
| Average RPI Loss: | 75 | RECORD | PCT. RANK | GAMES | SCHEDULE | OF SCHEDULE | RPI | RPI | RPI | RPI |
| DIV. I ONLY | 23- 3 | 13 | 12- 0 | 294 | 249 | 75 | 75 | 22 | 22 | |
| DIV. I NON-CONF. | 9- 3 | 55 | 0- 0 | 285 | 266 | 122 | 122 | 24 | 24 | |
| TOTALS | RPI 1-25 | RPI 26-50 | W-L RECORDS | RPI 51-100 | RPI 101-150 | RPI 150+ | | | | |
| 23- 3 | 0- 0 | 0- 1 | OVERALL | 4- 1 | 0- 1 | 19- 0 | | | | |
| 10- 1 | 0- 0 | 0- 0 | HOME | 2- 1 | 0- 0 | 8- 0 | | | | |
| 12- 1 | 0- 0 | 0- 0 | AWAY | 2- 0 | 0- 0 | 10- 0 | | | | |
| 1- 1 | 0- 0 | 0- 0 | NEUTRAL | 0- 0 | 0- 1 | 1- 0 | | | | |
| 9- 3 | 0- 0 | 0- 1 | NON-CONFERENCE | 0- 1 | 0- 1 | 9- 0 | | | | |
| 3- 1 | 0- 0 | 0- 0 | HOME | 0- 1 | 0- 0 | 3- 0 | | | | |
| 5- 1 | 0- 0 | 0- 1 | AWAY | 0- 0 | 0- 0 | 5- 0 | | | | |
| 1- 1 | 0- 0 | 0- 0 | NEUTRAL | 0- 0 | 0- 1 | 1- 0 | | | | |
| 14- 0 | 0- 0 | 0- 0 | CONFERENCE | 4- 0 | 0- 0 | 10- 0 | | | | |
| 7- 0 | 0- 0 | 0- 0 | HOME | 2- 0 | 0- 0 | 5- 0 | | | | |
| 7- 0 | 0- 0 | 0- 0 | AWAY | 2- 0 | 0- 0 | 5- 0 | | | | |
| 0- 0 | 0- 0 | 0- 0 | NEUTRAL | 0- 0 | 0- 0 | 0- 0 | | | | |

| RPI S | Opponent | Score | RPI S | Opponent | Score | RPI S | Opponent | Score | RPI S | Opponent | Score |
|---------------------------|----------------|-------|-------|-----------------|-------|-------|-------------------|-------|-------|----------|-------|
| 29 | A Michigan St. | 35 67 | 59 | A Boston U. | 57 50 | 125 | N Sam Houston St. | 68 71 | | | |
| | | | 59 | H Boston U. | 79 72 | 195 | A La Salle | 75 36 | | | |
| | | | 72 | H Fordham | 43 60 | 223 | H Dartmouth | 62 49 | | | |
| | | | 100 | A Hartford | 69 55 | 226 | A Stony Brook | 68 35 | | | |
| | | | 100 | H Hartford | 55 48 | 261 | A Western Mich. | 68 54 | | | |
| | | | | | | 265 | A Siena | 65 48 | | | |
| | | | | | | 268 | H New Hampshire | 78 43 | | | |
| | | | | | | 272 | A Canisius | 65 43 | | | |
| | | | | | | 272 | N Canisius | 67 47 | | | |
| | | | | | | 275 | A UMBC | 87 33 | | | |
| | | | | | | 275 | H UMBC | 85 41 | | | |
| | | | | | | 292 | H NJIT | 76 41 | | | |
| | | | | | | 293 | A Delaware St. | 79 57 | | | |
| | | | | | | 300 | A Vermont | 68 52 | | | |
| | | | | | | 300 | H Vermont | 59 32 | | | |
| | | | | | | 309 | A Binghamton | 72 47 | | | |
| | | | | | | 309 | H Binghamton | 69 41 | | | |
| | | | | | | 321 | A Maine | 86 54 | | | |
| | | | | | | 321 | H Maine | 71 39 | | | |
| | | | | | | 324 | H LIU Brooklyn | 67 50 | | | |
| LAST 12 Division I GAMES: | | | | | | | | | | | |
| 300 | A Vermont | 68 52 | 226 | A Stony Brook | 68 35 | | | | | | |
| 59 | H Boston U. | 79 72 | 300 | H Vermont | 59 32 | | | | | | |
| 100 | A Hartford | 69 55 | 59 | A Boston U. | 57 50 | | | | | | |
| 321 | A Maine | 86 54 | 100 | H Hartford | 55 48 | | | | | | |
| 275 | H UMBC | 85 41 | 268 | H New Hampshire | 78 43 | | | | | | |
| 309 | H Binghamton | 69 41 | 321 | H Maine | 71 39 | | | | | | |

Non-Div I Games:

Albany (NY)

■ Loss,
 ■ Non-Conf, S Site,
 ■ Home
 ■ Away
 N Neutral

| Average RPI Win: | 307 | WON-LOST | WINNING | LAST 12 | STRENGTH OF | OPP. STRENGTH | TEAM | ADJ. | CONF. | ADJ CONF. |
|-------------------|----------|-----------|----------------|------------|-------------|---------------|------|------|-------|-----------|
| Average RPI Loss: | 227 | RECORD | PCT. RANK | GAMES | SCHEDULE | OF SCHEDULE | RPI | RPI | RPI | RPI |
| DIV. I ONLY | 2- 23 | 339 | 1- 11 | 320 | 333 | 339 | 339 | 32 | 32 | |
| DIV. I NON-CONF. | 0- 9 | 337 | 0- 0 | 51 | 81 | 291 | 291 | 31 | 31 | |
| TOTALS | RPI 1-25 | RPI 26-50 | W-L RECORDS | RPI 51-100 | RPI 101-150 | RPI 150+ | | | | |
| 2- 23 | 0- 2 | 0- 0 | OVERALL | 0- 3 | 0- 0 | 2- 18 | | | | |
| 0- 11 | 0- 0 | 0- 0 | HOME | 0- 0 | 0- 0 | 0- 11 | | | | |
| 2- 12 | 0- 2 | 0- 0 | AWAY | 0- 3 | 0- 0 | 2- 7 | | | | |
| 0- 0 | 0- 0 | 0- 0 | NEUTRAL | 0- 0 | 0- 0 | 0- 0 | | | | |
| 0- 9 | 0- 2 | 0- 0 | NON-CONFERENCE | 0- 3 | 0- 0 | 0- 4 | | | | |
| 0- 2 | 0- 0 | 0- 0 | HOME | 0- 0 | 0- 0 | 0- 2 | | | | |
| 0- 7 | 0- 2 | 0- 0 | AWAY | 0- 3 | 0- 0 | 0- 2 | | | | |
| 0- 0 | 0- 0 | 0- 0 | NEUTRAL | 0- 0 | 0- 0 | 0- 0 | | | | |
| 2- 14 | 0- 0 | 0- 0 | CONFERENCE | 0- 0 | 0- 0 | 2- 14 | | | | |
| 0- 9 | 0- 0 | 0- 0 | HOME | 0- 0 | 0- 0 | 0- 9 | | | | |
| 2- 5 | 0- 0 | 0- 0 | AWAY | 0- 0 | 0- 0 | 2- 5 | | | | |
| 0- 0 | 0- 0 | 0- 0 | NEUTRAL | 0- 0 | 0- 0 | 0- 0 | | | | |

| RPI | S | Opponent | Score | RPI | S | Opponent | Score | RPI | S | Opponent | Score | RPI | S | Opponent | Score | Team's RPI: 339 |
|---------------------------|---|-----------------|-------|-----|---|------------------|-------|-----|---|------------------|-------|-----|---|------------------|-------|-----------------|
| 7 | A | Tennessee | 37 90 | | | | | 54 | A | Miami (FL) | 53 68 | 157 | H | Texas Southern | 45 61 | |
| 9 | A | Kentucky | 23 90 | | | | | 56 | A | SMU | 46 76 | 184 | A | Tennessee Tech | 57 74 | |
| | | | | | | | | 76 | A | Georgia Tech | 49 76 | 227 | A | Mississippi Val. | 57 65 | |
| | | | | | | | | | | | | 227 | H | Mississippi Val. | 61 65 | |
| | | | | | | | | | | | | 241 | H | Prairie View | 52 64 | |
| | | | | | | | | | | | | 256 | H | Central Ark. | 39 47 | |
| | | | | | | | | | | | | 274 | A | Northwestern St. | 50 55 | |
| | | | | | | | | | | | | 290 | H | Southeastern La. | 54 59 | |
| | | | | | | | | | | | | 295 | A | Southern U. | 65 54 | |
| | | | | | | | | | | | | 295 | H | Southern U. | 53 64 | |
| | | | | | | | | | | | | 299 | A | Alabama A&M | 44 64 | |
| | | | | | | | | | | | | 299 | H | Alabama A&M | 44 55 | |
| | | | | | | | | | | | | 310 | A | Jackson St. | 56 59 | |
| | | | | | | | | | | | | 310 | H | Jackson St. | 34 40 | |
| | | | | | | | | | | | | 319 | A | Grambling | 71 58 | |
| | | | | | | | | | | | | 319 | H | Grambling | 46 57 | |
| | | | | | | | | | | | | 325 | A | Alabama St. | 46 54 | |
| | | | | | | | | | | | | 325 | H | Alabama St. | 53 60 | |
| | | | | | | | | | | | | 336 | A | Ark.-Pine Bluff | 47 50 | |
| | | | | | | | | | | | | 336 | H | Ark.-Pine Bluff | 41 50 | |
| LAST 12 Division I GAMES: | | | | | | | | | | | | | | | | |
| 295 | A | Southern U. | 65 54 | 310 | H | Jackson St. | 34 40 | 295 | H | Southern U. | 53 64 | 325 | A | Alabama St. | 46 54 | |
| 325 | H | Alabama St. | 53 60 | 299 | A | Alabama A&M | 44 55 | 299 | A | Alabama A&M | 44 64 | 336 | H | Ark.-Pine Bluff | 41 50 | |
| 299 | H | Alabama A&M | 44 55 | 227 | A | Mississippi Val. | 57 65 | 227 | H | Mississippi Val. | 61 65 | | | | | |
| 336 | A | Ark.-Pine Bluff | 47 50 | 319 | H | Grambling | 46 57 | | | | | | | | | |

Non-Div I Games:

Alcorn

■ Loss,
 ■ Non-Conf,
 ■ S Site,
 ■ Home
 ■ A Away
 N Neutral

| | | | | | | | | | |
|------------------------------|---------------|------------|----------------|-------------|---------------|------------|------------|-----------|-----------|
| Average RPI Win: 216 | WON-LOST | WINNING | LAST 12 | STRENGTH OF | OPP. STRENGTH | TEAM | ADJ. | CONF. | ADJ CONF. |
| Average RPI Loss: 153 | RECORD | PCT. RANK | GAMES | SCHEDULE | OF SCHEDULE | RPI | RPI | RPI | RPI |
| DIV. I ONLY | 13- 13 | 158 | 6- 6 | 109 | 257 | 123 | 123 | 15 | 15 |
| DIV. I NON-CONF. | 7- 7 | 159 | 0- 0 | 132 | 273 | 133 | 133 | 19 | 19 |
| TOTALS | RPI 1-25 | RPI 26-50 | W-L RECORDS | RPI 51-100 | RPI 101-150 | RPI 150+ | | | |
| 13- 13 | 0- 1 | 0- 0 | OVERALL | 1- 3 | 0- 2 | 12- 7 | | | |
| 6- 4 | 0- 0 | 0- 0 | HOME | 0- 2 | 0- 1 | 6- 1 | | | |
| 7- 9 | 0- 1 | 0- 0 | AWAY | 1- 1 | 0- 1 | 6- 6 | | | |
| 0- 0 | 0- 0 | 0- 0 | NEUTRAL | 0- 0 | 0- 0 | 0- 0 | | | |
| 7- 7 | 0- 1 | 0- 0 | NON-CONFERENCE | 1- 3 | 0- 0 | 6- 3 | | | |
| 3- 2 | 0- 0 | 0- 0 | HOME | 0- 2 | 0- 0 | 3- 0 | | | |
| 4- 5 | 0- 1 | 0- 0 | AWAY | 1- 1 | 0- 0 | 3- 3 | | | |
| 0- 0 | 0- 0 | 0- 0 | NEUTRAL | 0- 0 | 0- 0 | 0- 0 | | | |
| 6- 6 | 0- 0 | 0- 0 | CONFERENCE | 0- 0 | 0- 2 | 6- 4 | | | |
| 3- 2 | 0- 0 | 0- 0 | HOME | 0- 0 | 0- 1 | 3- 1 | | | |
| 3- 4 | 0- 0 | 0- 0 | AWAY | 0- 0 | 0- 1 | 3- 3 | | | |
| 0- 0 | 0- 0 | 0- 0 | NEUTRAL | 0- 0 | 0- 0 | 0- 0 | | | |

| RPI 1-25 | | | | RPI 26-50 | | | | RPI 51-100 | | | | RPI 101+ Team's RPI: 123 | | | |
|---------------------------|---|------------|--------------|-----------|---|-----------|--------------|------------|---|---------------|--------------|--------------------------|---|-------------------|--------------|
| RPI | S | Opponent | Score | RPI | S | Opponent | Score | RPI | S | Opponent | Score | RPI | S | Opponent | Score |
| 10 | A | Maryland | 54 94 | | | | | 72 | H | Fordham | 50 71 | 112 | A | Navy | 42 61 |
| | | | | | | | | 82 | A | James Madison | 49 65 | 112 | H | Navy | 42 52 |
| | | | | | | | | 88 | H | Hampton | 58 61 | 156 | A | Holy Cross | 63 73 |
| | | | | | | | | 92 | A | Drexel | 58 52 | 156 | H | Holy Cross | 67 62 |
| | | | | | | | | | | | | 160 | H | George Washington | 57 54 |
| | | | | | | | | | | | | 161 | A | Army | 46 61 |
| | | | | | | | | | | | | 161 | H | Army | 45 42 |
| | | | | | | | | | | | | 178 | A | Elon | 69 68 |
| | | | | | | | | | | | | 202 | A | Lehigh | 62 56 |
| | | | | | | | | | | | | 202 | H | Lehigh | 55 71 |
| | | | | | | | | | | | | 208 | A | Lafayette | 47 49 |
| | | | | | | | | | | | | 218 | A | Bucknell | 66 58 |
| | | | | | | | | | | | | 233 | A | Mt. St. Mary's | 48 46 |
| | | | | | | | | | | | | 237 | A | Loyola Maryland | 53 55 |
| | | | | | | | | | | | | 253 | H | Coppin St. | 70 54 |
| | | | | | | | | | | | | 261 | A | Western Mich. | 53 57 |
| | | | | | | | | | | | | 270 | A | Colgate | 69 44 |
| | | | | | | | | | | | | 270 | H | Colgate | 54 45 |
| | | | | | | | | | | | | 275 | H | UMBC | 85 57 |
| | | | | | | | | | | | | 294 | A | Oakland | 60 70 |
| | | | | | | | | | | | | 334 | A | UMES | 61 53 |
| LAST 12 Division I GAMES: | | | | | | | | | | | | | | | |
| 161 | A | Army | 46 61 | 218 | A | Bucknell | 66 58 | 161 | H | Army | 45 42 | | | | |
| 112 | H | Navy | 42 52 | 112 | A | Navy | 42 61 | 156 | H | Holy Cross | 67 62 | | | | |
| 156 | A | Holy Cross | 63 73 | 202 | A | Lehigh | 62 56 | 202 | H | Lehigh | 55 71 | | | | |
| 202 | H | Lehigh | 55 71 | 270 | A | Colgate | 69 44 | 270 | H | Colgate | 54 45 | | | | |
| 270 | A | Colgate | 69 44 | 208 | A | Lafayette | 47 49 | | | | | | | | |
| 208 | A | Lafayette | 47 49 | | | | | | | | | | | | |

Non-Div I Games:

American

■ Loss,
 ■ Non-Conf, S Site,
 ■ Home
 ■ Away
 N Neutral

| | | | | | | | | | | |
|-------------------|----------|-----------|----------------|------------|-------------|---------------|------|------|-------|-----------|
| Average RPI Win: | 258 | WON-LOST | WINNING | LAST 12 | STRENGTH OF | OPP. STRENGTH | TEAM | ADJ. | CONF. | ADJ CONF. |
| Average RPI Loss: | 109 | RECORD | PCT. RANK | GAMES | SCHEDULE | OF SCHEDULE | RPI | RPI | RPI | RPI |
| DIV. I ONLY | 17- 6 | 53 | 9- 3 | 313 | 219 | 103 | 103 | 21 | 21 | |
| DIV. I NON-CONF. | 5- 2 | 70 | 0- 0 | 303 | 142 | 100 | 100 | 25 | 25 | |
| TOTALS | RPI 1-25 | RPI 26-50 | W-L RECORDS | RPI 51-100 | RPI 101-150 | RPI 150+ | | | | |
| 17- 6 | 0- 0 | 0- 1 | OVERALL | 0- 3 | 0- 1 | 17- 1 | | | | |
| 8- 1 | 0- 0 | 0- 0 | HOME | 0- 1 | 0- 0 | 8- 0 | | | | |
| 7- 5 | 0- 0 | 0- 1 | AWAY | 0- 2 | 0- 1 | 7- 1 | | | | |
| 2- 0 | 0- 0 | 0- 0 | NEUTRAL | 0- 0 | 0- 0 | 2- 0 | | | | |
| 5- 2 | 0- 0 | 0- 1 | NON-CONFERENCE | 0- 0 | 0- 1 | 5- 0 | | | | |
| 1- 0 | 0- 0 | 0- 0 | HOME | 0- 0 | 0- 0 | 1- 0 | | | | |
| 2- 2 | 0- 0 | 0- 1 | AWAY | 0- 0 | 0- 1 | 2- 0 | | | | |
| 2- 0 | 0- 0 | 0- 0 | NEUTRAL | 0- 0 | 0- 0 | 2- 0 | | | | |
| 12- 4 | 0- 0 | 0- 0 | CONFERENCE | 0- 3 | 0- 0 | 12- 1 | | | | |
| 7- 1 | 0- 0 | 0- 0 | HOME | 0- 1 | 0- 0 | 7- 0 | | | | |
| 5- 3 | 0- 0 | 0- 0 | AWAY | 0- 2 | 0- 0 | 5- 1 | | | | |
| 0- 0 | 0- 0 | 0- 0 | NEUTRAL | 0- 0 | 0- 0 | 0- 0 | | | | |

| RPI 1-25 | | | | RPI 26-50 | | | | RPI 51-100 | | | | RPI 101+ | | | | Team's RPI: 103 | |
|---------------------------|---|----------|-------|-----------|---|--------------------|-------|------------|---|--------------------|-------|----------|---|--------------------|-------|-----------------|--|
| RPI | S | Opponent | Score | RPI | S | Opponent | Score | RPI | S | Opponent | Score | RPI | S | Opponent | Score | | |
| | | | | 42 | A | West Virginia | 67 72 | 56 | A | Chattanooga | 55 59 | 124 | A | Virginia Tech | 68 71 | | |
| | | | | | | | | 87 | A | Davidson | 49 65 | 173 | N | Campbell | 69 54 | | |
| | | | | | | | | 87 | H | Davidson | 49 56 | 174 | A | Col. of Charleston | 63 55 | | |
| | | | | | | | | | | | | 174 | H | Col. of Charleston | 74 65 | | |
| | | | | | | | | | | | | 178 | H | Elon | 80 62 | | |
| | | | | | | | | | | | | 196 | A | Xavier | 77 73 | | |
| | | | | | | | | | | | | 199 | A | Furman | 66 52 | | |
| | | | | | | | | | | | | 199 | H | Furman | 68 58 | | |
| | | | | | | | | | | | | 248 | A | East Tenn. St. | 85 57 | | |
| | | | | | | | | | | | | 255 | A | Samford | 64 66 | | |
| | | | | | | | | | | | | 308 | A | Ga. Southern | 67 54 | | |
| | | | | | | | | | | | | 308 | H | Ga. Southern | 79 47 | | |
| | | | | | | | | | | | | 314 | H | Gardner-Webb | 84 43 | | |
| | | | | | | | | | | | | 316 | A | Western Caro. | 63 32 | | |
| | | | | | | | | | | | | 316 | H | Western Caro. | 77 46 | | |
| | | | | | | | | | | | | 317 | H | UNC Greensboro | 81 58 | | |
| | | | | | | | | | | | | 320 | A | Wofford | 68 65 | | |
| | | | | | | | | | | | | 320 | H | Wofford | 77 50 | | |
| | | | | | | | | | | | | 332 | N | Norfolk St. | 68 61 | | |
| LAST 12 Division I GAMES: | | | | | | | | | | | | | | | | | |
| | | | | 174 | H | Col. of Charleston | 74 65 | 178 | H | Elon | 80 62 | | | | | | |
| | | | | 316 | A | Western Caro. | 63 32 | 255 | A | Samford | 64 66 | | | | | | |
| | | | | 320 | H | Wofford | 77 50 | 56 | A | Chattanooga | 55 59 | | | | | | |
| | | | | 199 | H | Furman | 68 58 | 317 | H | UNC Greensboro | 81 58 | | | | | | |
| | | | | 87 | H | Davidson | 49 56 | 174 | A | Col. of Charleston | 63 55 | | | | | | |
| | | | | 308 | A | Ga. Southern | 67 54 | 320 | A | Wofford | 68 65 | | | | | | |

| | | | |
|------------------|------------|----|----|
| Non-Div I Games: | Lees-McRae | 91 | 54 |
|------------------|------------|----|----|

Appalachian St.

■ Loss, ■ Non-Conf, S Site, H Home A Away N Neutral

| | | | | | | | | | | |
|-------------------|----------|-----------|----------------|------------|-------------|---------------|------|------|-------|-----------|
| Average RPI Win: | 200 | WON-LOST | WINNING | LAST 12 | STRENGTH OF | OPP. STRENGTH | TEAM | ADJ. | CONF. | ADJ CONF. |
| Average RPI Loss: | 82 | RECORD | PCT. RANK | GAMES | SCHEDULE | OF SCHEDULE | RPI | RPI | RPI | RPI |
| DIV. I ONLY | 12- 15 | 193 | 2- 10 | 94 | 77 | 138 | 138 | 6 | 6 | |
| DIV. I NON-CONF. | 8- 3 | 61 | 0- 0 | 208 | 257 | 95 | 95 | 5 | 5 | |
| TOTALS | RPI 1-25 | RPI 26-50 | W-L RECORDS | RPI 51-100 | RPI 101-150 | RPI 150+ | | | | |
| 12- 15 | 0- 5 | 0- 0 | OVERALL | 2- 4 | 1- 3 | 9- 3 | | | | |
| 5- 6 | 0- 1 | 0- 0 | HOME | 1- 2 | 1- 1 | 3- 2 | | | | |
| 6- 8 | 0- 4 | 0- 0 | AWAY | 1- 1 | 0- 2 | 5- 1 | | | | |
| 1- 1 | 0- 0 | 0- 0 | NEUTRAL | 0- 1 | 0- 0 | 1- 0 | | | | |
| 8- 3 | 0- 0 | 0- 0 | NON-CONFERENCE | 0- 2 | 1- 0 | 7- 1 | | | | |
| 3- 1 | 0- 0 | 0- 0 | HOME | 0- 1 | 1- 0 | 2- 0 | | | | |
| 4- 1 | 0- 0 | 0- 0 | AWAY | 0- 0 | 0- 0 | 4- 1 | | | | |
| 1- 1 | 0- 0 | 0- 0 | NEUTRAL | 0- 1 | 0- 0 | 1- 0 | | | | |
| 4- 12 | 0- 5 | 0- 0 | CONFERENCE | 2- 2 | 0- 3 | 2- 2 | | | | |
| 2- 5 | 0- 1 | 0- 0 | HOME | 1- 1 | 0- 1 | 1- 2 | | | | |
| 2- 7 | 0- 4 | 0- 0 | AWAY | 1- 1 | 0- 2 | 1- 0 | | | | |
| 0- 0 | 0- 0 | 0- 0 | NEUTRAL | 0- 0 | 0- 0 | 0- 0 | | | | |

| RPI | S | Opponent | Score | RPI | S | Opponent | Score | RPI | S | Opponent | Score | RPI | S | Opponent | Score | Team's RPI: 138 |
|---------------------------|---|-------------|-------|-----|---|---------------------|-------|-----|---|------------|-------|-----|---|---------------------|--------|-----------------|
| 3 | A | Stanford | 43 73 | | | | | 66 | H | BYU | 48 62 | 109 | A | Arizona St. | 58 59 | |
| 8 | A | California | 86 91 | | | | | 72 | A | Washington | 65 76 | 109 | H | Arizona St. | 77 81 | |
| 17 | A | UCLA | 57 73 | | | | | 72 | H | Washington | 65 74 | 119 | A | Southern California | 57 74 | |
| 19 | A | Colorado | 36 79 | | | | | 84 | N | UTEP | 53 64 | 129 | H | Cal St. Northridge | 53 46 | |
| 19 | H | Colorado | 42 55 | | | | | 93 | A | Utah | 62 58 | 157 | N | Texas Southern | 65 59 | |
| | | | | | | | | 93 | H | Utah | 61 52 | 167 | A | Washington St. | 71 65 | |
| | | | | | | | | | | | | 167 | H | Washington St. | 50 60 | |
| | | | | | | | | | | | | 177 | A | Long Beach St. | 61 71 | |
| | | | | | | | | | | | | 185 | H | Oregon St. | 48 57 | |
| | | | | | | | | | | | | 194 | A | New Mexico | 58 53 | |
| | | | | | | | | | | | | 214 | A | North Texas | 71 66 | |
| | | | | | | | | | | | | 238 | H | Longwood | 86 68 | |
| | | | | | | | | | | | | 245 | H | Oregon | 100 68 | |
| | | | | | | | | | | | | 259 | A | UNLV | 83 82 | |
| | | | | | | | | | | | | 277 | A | CSU Bakersfield | 71 50 | |
| | | | | | | | | | | | | 328 | H | Weber St. | 81 49 | |
| LAST 12 Division I GAMES: | | | | | | | | | | | | | | | | |
| 109 | A | Arizona St. | 58 59 | 167 | H | Washington St. | 50 60 | | | | | | | | | |
| 109 | H | Arizona St. | 77 81 | 72 | H | Washington | 65 74 | | | | | | | | | |
| 93 | H | Utah | 61 52 | 119 | A | Southern California | 57 74 | | | | | | | | | |
| 19 | H | Colorado | 42 55 | 17 | A | UCLA | 57 73 | | | | | | | | | |
| 8 | A | California | 86 91 | 19 | A | Colorado | 36 79 | | | | | | | | | |
| 3 | A | Stanford | 43 73 | 93 | A | Utah | 62 58 | | | | | | | | | |

Non-Div I Games:

Arizona

| | | | | | | | | | | |
|-------------------|----------|-----------|----------------|------------|-------------|---------------|------|------|-------|-----------|
| Average RPI Win: | 164 | WON-LOST | WINNING | LAST 12 | STRENGTH OF | OPP. STRENGTH | TEAM | ADJ. | CONF. | ADJ CONF. |
| Average RPI Loss: | 65 | RECORD | PCT. RANK | GAMES | SCHEDULE | OF SCHEDULE | RPI | RPI | RPI | RPI |
| DIV. I ONLY | 13- 15 | 174 | 3- 9 | 67 | 55 | 109 | 109 | 6 | 6 | |
| DIV. I NON-CONF. | 8- 4 | 84 | 0- 0 | 103 | 42 | 81 | 81 | 5 | 5 | |
| <hr/> | | | | | | | | | | |
| TOTALS | RPI 1-25 | RPI 26-50 | W-L RECORDS | RPI 51-100 | RPI 101-150 | RPI 150+ | | | | |
| 13- 15 | 0- 6 | 0- 1 | OVERALL | 2- 5 | 5- 1 | 6- 2 | | | | |
| 7- 6 | 0- 2 | 0- 1 | HOME | 1- 2 | 2- 0 | 4- 1 | | | | |
| 4- 8 | 0- 4 | 0- 0 | AWAY | 0- 3 | 3- 0 | 1- 1 | | | | |
| 2- 1 | 0- 0 | 0- 0 | NEUTRAL | 1- 0 | 0- 1 | 1- 0 | | | | |
| 8- 4 | 0- 1 | 0- 1 | NON-CONFERENCE | 2- 1 | 2- 1 | 4- 0 | | | | |
| 4- 2 | 0- 1 | 0- 1 | HOME | 1- 0 | 1- 0 | 2- 0 | | | | |
| 2- 1 | 0- 0 | 0- 0 | AWAY | 0- 1 | 1- 0 | 1- 0 | | | | |
| 2- 1 | 0- 0 | 0- 0 | NEUTRAL | 1- 0 | 0- 1 | 1- 0 | | | | |
| 5- 11 | 0- 5 | 0- 0 | CONFERENCE | 0- 4 | 3- 0 | 2- 2 | | | | |
| 3- 4 | 0- 1 | 0- 0 | HOME | 0- 2 | 1- 0 | 2- 1 | | | | |
| 2- 7 | 0- 4 | 0- 0 | AWAY | 0- 2 | 2- 0 | 0- 1 | | | | |
| 0- 0 | 0- 0 | 0- 0 | NEUTRAL | 0- 0 | 0- 0 | 0- 0 | | | | |

| RPI 1-25 | | | | RPI 26-50 | | | | RPI 51-100 | | | | RPI 101+ Team's RPI: 109 | | | |
|---------------------------|---|------------|-------|-----------|---|---------------------|-------|------------|---|------------|-------|--------------------------|---|---------------------|-------|
| RPI | S | Opponent | Score | RPI | S | Opponent | Score | RPI | S | Opponent | Score | RPI | S | Opponent | Score |
| 3 | A | Stanford | 45 69 | 31 | H | Texas Tech | 49 61 | 69 | N | Florida | 74 58 | 119 | A | Southern California | 60 53 |
| 8 | A | California | 53 66 | | | | | 72 | A | Washington | 74 77 | 120 | N | North Carolina St. | 68 72 |
| 13 | H | Dayton | 59 65 | | | | | 72 | H | Washington | 61 74 | 131 | A | Boston College | 68 59 |
| 17 | A | UCLA | 50 54 | | | | | 80 | H | San Diego | 72 39 | 135 | H | Idaho St. | 60 53 |
| 19 | A | Colorado | 43 57 | | | | | 84 | A | UTEP | 54 60 | 138 | A | Arizona | 81 77 |
| 19 | H | Colorado | 63 71 | | | | | 93 | A | Utah | 46 66 | 138 | H | Arizona | 59 58 |
| | | | | | | | | 93 | H | Utah | 46 54 | 152 | N | UNI | 66 63 |
| | | | | | | | | | | | | 167 | A | Washington St. | 65 77 |
| | | | | | | | | | | | | 167 | H | Washington St. | 43 54 |
| | | | | | | | | | | | | 185 | H | Oregon St. | 66 55 |
| | | | | | | | | | | | | 192 | A | Providence | 67 58 |
| | | | | | | | | | | | | 238 | H | Longwood | 62 50 |
| | | | | | | | | | | | | 245 | H | Oregon | 60 45 |
| | | | | | | | | | | | | 309 | H | Binghamton | 60 35 |
| <hr/> | | | | | | | | | | | | | | | |
| LAST 12 Division I GAMES: | | | | | | | | | | | | | | | |
| 138 | H | Arizona | 59 58 | 72 | H | Washington | 61 74 | | | | | | | | |
| 138 | A | Arizona | 81 77 | 167 | H | Washington St. | 43 54 | | | | | | | | |
| 19 | H | Colorado | 63 71 | 17 | A | UCLA | 50 54 | | | | | | | | |
| 93 | H | Utah | 46 54 | 119 | A | Southern California | 60 53 | | | | | | | | |
| 3 | A | Stanford | 45 69 | 93 | A | Utah | 46 66 | | | | | | | | |
| 8 | A | California | 53 66 | 19 | A | Colorado | 43 57 | | | | | | | | |

Non-Div I Games:

Arizona St.

■ Loss,
 ■ Non-Conf,
 ■ S Site,
 ■ H Home
 ■ A Away
 N Neutral

| | | | | | | | | | | |
|-------------------|----------|-----------|----------------|------------|-------------|---------------|------|------|-------|-----------|
| Average RPI Win: | 318 | WON-LOST | WINNING | LAST 12 | STRENGTH OF | OPP. STRENGTH | TEAM | ADJ. | CONF. | ADJ CONF. |
| Average RPI Loss: | 220 | RECORD | PCT. RANK | GAMES | SCHEDULE | OF SCHEDULE | RPI | RPI | RPI | RPI |
| DIV. I ONLY | 7- 17 | 293 | 4- 8 | 341 | 342 | 336 | 336 | 32 | 32 | |
| DIV. I NON-CONF. | 2- 6 | 288 | 0- 0 | 283 | 275 | 298 | 298 | 31 | 31 | |
| TOTALS | RPI 1-25 | RPI 26-50 | W-L RECORDS | RPI 51-100 | RPI 101-150 | RPI 150+ | | | | |
| 7- 17 | 0- 0 | 0- 0 | OVERALL | 0- 2 | 0- 2 | 7- 13 | | | | |
| 5- 5 | 0- 0 | 0- 0 | HOME | 0- 0 | 0- 0 | 5- 5 | | | | |
| 2- 12 | 0- 0 | 0- 0 | AWAY | 0- 0 | 0- 0 | 2- 0 | | | | |
| 0- 0 | 0- 0 | 0- 0 | NEUTRAL | 0- 0 | 0- 0 | 0- 0 | | | | |
| 2- 6 | 0- 0 | 0- 0 | NON-CONFERENCE | 0- 2 | 0- 2 | 2- 2 | | | | |
| 1- 1 | 0- 0 | 0- 0 | HOME | 0- 0 | 0- 0 | 1- 1 | | | | |
| 1- 5 | 0- 0 | 0- 0 | AWAY | 0- 2 | 0- 2 | 1- 1 | | | | |
| 0- 0 | 0- 0 | 0- 0 | NEUTRAL | 0- 0 | 0- 0 | 0- 0 | | | | |
| 5- 11 | 0- 0 | 0- 0 | CONFERENCE | 0- 0 | 0- 0 | 5- 11 | | | | |
| 4- 4 | 0- 0 | 0- 0 | HOME | 0- 0 | 0- 0 | 4- 4 | | | | |
| 1- 7 | 0- 0 | 0- 0 | AWAY | 0- 0 | 0- 0 | 1- 7 | | | | |
| 0- 0 | 0- 0 | 0- 0 | NEUTRAL | 0- 0 | 0- 0 | 0- 0 | | | | |

| RPI 1-25 | | | RPI 26-50 | | | RPI 51-100 | | | RPI 101+ | | | Team's RPI: 336 |
|---------------------------|---|----------------|-----------|-----|---|------------------|-------|------------------------|----------|----------|-------|-----------------|
| RPI | S | Opponent | Score | RPI | S | Opponent | Score | RPI | S | Opponent | Score | |
| | | | | | | 71 A Kansas St. | 55 89 | 105 A Missouri | | 59 97 | | |
| | | | | | | 79 A Wichita St. | 43 81 | 133 A UAB | | 25 71 | | |
| | | | | | | | | 157 A Texas Southern | | 59 63 | | |
| | | | | | | | | 157 H Texas Southern | | 61 65 | | |
| | | | | | | | | 165 A Alabama | | 60 79 | | |
| | | | | | | | | 227 H Mississippi Val. | | 64 71 | | |
| | | | | | | | | 234 H Neb. Omaha | | 63 67 | | |
| | | | | | | | | 241 A Prairie View | | 59 62 | | |
| | | | | | | | | 241 H Prairie View | | 57 50 | | |
| | | | | | | | | 295 A Southern U. | | 44 67 | | |
| | | | | | | | | 295 H Southern U. | | 59 50 | | |
| | | | | | | | | 299 A Alabama A&M | | 48 59 | | |
| | | | | | | | | 299 H Alabama A&M | | 62 73 | | |
| | | | | | | | | 310 A Jackson St. | | 59 70 | | |
| | | | | | | | | 319 A Grambling | | 62 67 | | |
| | | | | | | | | 319 H Grambling | | 60 62 | | |
| | | | | | | | | 325 A Alabama St. | | 63 66 | | |
| | | | | | | | | 325 H Alabama St. | | 68 63 | | |
| | | | | | | | | 339 A Alcorn | | 50 41 | | |
| | | | | | | | | 339 H Alcorn | | 50 47 | | |
| | | | | | | | | 345 A New Orleans | | 63 54 | | |
| | | | | | | | | 345 H New Orleans | | 75 62 | | |
| LAST 12 Division I GAMES: | | | | | | | | | | | | |
| 319 | H | Grambling | 60 62 | 325 | A | Alabama St. | 63 66 | | | | | |
| 241 | A | Prairie View | 59 62 | 310 | A | Jackson St. | 59 70 | | | | | |
| 157 | A | Texas Southern | 59 63 | 319 | A | Grambling | 62 67 | | | | | |
| 339 | H | Alcorn | 50 47 | 241 | H | Prairie View | 57 50 | | | | | |
| 295 | H | Southern U. | 59 50 | 157 | H | Texas Southern | 61 65 | | | | | |
| 299 | A | Alabama A&M | 48 59 | 339 | A | Alcorn | 50 41 | | | | | |

Non-Div I Games: Philander Smith 67 48 LeMoyne-Owen 87 57

Ark.-Pine Bluff

■ Loss,
 ■ Non-Conf,
 ■ S Site,
 ■ H Home
 ■ A Away
 N Neutral

Arkansas

Through Games Of Sunday, February 24, 2013

| Through Games of Sunday, February 11, 1918 | | | | | | | | | |
|--|----------|-----------|----------------|-------------|---------------|----------|------|-------|-----------|
| Average RPI Win: 178 | WON-LOST | WINNING | LAST 12 | STRENGTH OF | OPP. STRENGTH | TEAM | ADJ. | CONF. | ADJ CONF. |
| Average RPI Loss: 41 | RECORD | PCT. RANK | GAMES | SCHEDULE | OF SCHEDULE | RPI | RPI | RPI | RPI |
| DIV. I ONLY | 17- 10 | 94 | 5- 7 | 60 | 59 | 62 | 62 | 3 | 3 |
| DIV. I NON-CONF. | 12- 1 | 4 | 0- 0 | 233 | 156 | 51 | 51 | 6 | 6 |
| ----- | | | | | | | | | |
| TOTALS | RPI 1-25 | RPI 26-50 | W-L RECORDS | RPI 51-100 | RPI 101-150 | RPI 150+ | | | |
| 17- 10 | 0- 6 | 2- 2 | OVERALL | 0- 1 | 5- 0 | 10- 1 | | | |
| 9- 5 | 0- 5 | 2- 0 | HOME | 0- 0 | 1- 0 | 6- 0 | | | |
| 7- 4 | 0- 1 | 0- 1 | AWAY | 0- 1 | 4- 0 | 3- 1 | | | |
| 1- 1 | 0- 0 | 0- 1 | NEUTRAL | 0- 0 | 0- 0 | 1- 0 | | | |
| 12- 1 | 0- 0 | 1- 1 | NON-CONFERENCE | 0- 0 | 3- 0 | 8- 0 | | | |
| 7- 0 | 0- 0 | 1- 0 | HOME | 0- 0 | 0- 0 | 6- 0 | | | |
| 4- 0 | 0- 0 | 0- 0 | AWAY | 0- 0 | 3- 0 | 1- 0 | | | |
| 1- 1 | 0- 0 | 0- 1 | NEUTRAL | 0- 0 | 0- 0 | 1- 0 | | | |
| 5- 9 | 0- 6 | 1- 1 | CONFERENCE | 0- 1 | 2- 0 | 2- 1 | | | |
| 2- 5 | 0- 5 | 1- 0 | HOME | 0- 0 | 1- 0 | 0- 0 | | | |
| 3- 4 | 0- 1 | 0- 1 | AWAY | 0- 1 | 1- 0 | 2- 1 | | | |
| 0- 0 | 0- 0 | 0- 0 | NEUTRAL | 0- 0 | 0- 0 | 0- 0 | | | |

| RPI 1-25 | | | | RPI 26-50 | | | | RPI 51-100 Team's RPI: 62 | | | | RPI 101+ | | | |
|---------------------------|---|-----------------|-------|-----------|---|----------------|-------|---------------------------|---|----------|-------|----------|---|------------------|-------|
| RPI | S | Opponent | Score | RPI | S | Opponent | Score | RPI | S | Opponent | Score | RPI | S | Opponent | Score |
| 7 | H | Tennessee | 54 60 | 32 | A | Vanderbilt | 58 78 | 90 | A | Auburn | 47 50 | 105 | A | Missouri | 58 50 |
| 9 | H | Kentucky | 74 80 | 33 | N | Oklahoma | 70 73 | | | | | 105 | H | Missouri | 61 40 |
| 11 | H | South Carolina | 40 43 | 41 | H | LSU | 63 54 | | | | | 122 | A | Oral Roberts | 80 57 |
| 12 | H | Texas A&M | 51 63 | 49 | H | Kansas | 64 56 | | | | | 128 | A | Hawaii | 83 68 |
| 14 | A | Georgia | 34 66 | | | | | | | | | 148 | A | Tulsa | 64 56 |
| 14 | H | Georgia | 53 57 | | | | | | | | | 157 | H | Texas Southern | 72 50 |
| | | | | | | | | | | | | 165 | A | Alabama | 91 80 |
| | | | | | | | | | | | | 191 | A | Mississippi St. | 44 47 |
| | | | | | | | | | | | | 199 | A | Furman | 73 38 |
| | | | | | | | | | | | | 227 | H | Mississippi Val. | 99 42 |
| | | | | | | | | | | | | 236 | A | Ole Miss | 77 66 |
| | | | | | | | | | | | | 245 | N | Oregon | 79 67 |
| | | | | | | | | | | | | 253 | H | Coppin St. | 71 57 |
| | | | | | | | | | | | | 263 | H | Pepperdine | 64 39 |
| | | | | | | | | | | | | 274 | H | Northwestern St. | 80 41 |
| | | | | | | | | | | | | 310 | H | Jackson St. | 97 58 |
| LAST 12 Division I GAMES: | | | | | | | | | | | | | | | |
| 7 | H | Tennessee | 54 60 | 236 | A | Ole Miss | 77 66 | | | | | | | | |
| 14 | A | Georgia | 34 66 | 11 | H | South Carolina | 40 43 | | | | | | | | |
| 105 | H | Missouri | 61 40 | 105 | A | Missouri | 58 50 | | | | | | | | |
| 165 | A | Alabama | 91 80 | 14 | H | Georgia | 53 57 | | | | | | | | |
| 9 | H | Kentucky | 74 80 | 32 | A | Vanderbilt | 58 78 | | | | | | | | |
| 191 | A | Mississippi St. | 44 47 | 41 | H | LSU | 63 54 | | | | | | | | |

Non-Div I Games:

Arkansas

■ Loss,
■ Non-Conf, S Site,
■ Home
■ Away
N Neutral

| Average RPI Win: | 210 | WON-LOST | WINNING | LAST 12 | STRENGTH OF | OPP. STRENGTH | TEAM | ADJ. | CONF. | ADJ CONF. |
|-------------------|----------|-----------|----------------|------------|-------------|---------------|------|------|-------|-----------|
| Average RPI Loss: | 133 | RECORD | PCT. RANK | GAMES | SCHEDULE | OF SCHEDULE | RPI | RPI | RPI | RPI |
| DIV. I ONLY | 15- 12 | 131 | 9- 3 | 146 | 170 | 144 | 144 | 13 | 13 | |
| DIV. I NON-CONF. | 3- 6 | 242 | 0- 0 | 146 | 213 | 254 | 254 | 13 | 13 | |
| TOTALS | RPI 1-25 | RPI 26-50 | W-L RECORDS | RPI 51-100 | RPI 101-150 | RPI 150+ | | | | |
| 15- 12 | 0- 0 | 0- 1 | OVERALL | 2- 4 | 2- 1 | 11- 6 | | | | |
| 10- 5 | 0- 0 | 0- 0 | HOME | 1- 3 | 1- 0 | 8- 2 | | | | |
| 5- 7 | 0- 0 | 0- 1 | AWAY | 1- 1 | 1- 1 | 3- 4 | | | | |
| 0- 0 | 0- 0 | 0- 0 | NEUTRAL | 0- 0 | 0- 0 | 0- 0 | | | | |
| 3- 6 | 0- 0 | 0- 1 | NON-CONFERENCE | 0- 1 | 0- 1 | 3- 3 | | | | |
| 3- 2 | 0- 0 | 0- 0 | HOME | 0- 1 | 0- 0 | 3- 1 | | | | |
| 0- 4 | 0- 0 | 0- 1 | AWAY | 0- 0 | 0- 1 | 0- 2 | | | | |
| 0- 0 | 0- 0 | 0- 0 | NEUTRAL | 0- 0 | 0- 0 | 0- 0 | | | | |
| 12- 6 | 0- 0 | 0- 0 | CONFERENCE | 2- 3 | 2- 0 | 8- 3 | | | | |
| 7- 3 | 0- 0 | 0- 0 | HOME | 1- 2 | 1- 0 | 5- 1 | | | | |
| 5- 3 | 0- 0 | 0- 0 | AWAY | 1- 1 | 1- 0 | 3- 2 | | | | |
| 0- 0 | 0- 0 | 0- 0 | NEUTRAL | 0- 0 | 0- 0 | 0- 0 | | | | |

| RPI S | Opponent | Score | RPI S | Opponent | Score | RPI S | Opponent | Score | RPI S | Opponent | Score | Team's RPI: 144 |
|---------------------------|----------------|-------|-------|-----------------|-------|-------|-----------------------|-------|-------|----------|-------|-----------------|
| 43 | A Toledo | 34 56 | 52 | A Middle Tenn. | 49 93 | 104 | A FIU | 60 57 | | | | |
| | | | 52 | H Middle Tenn. | 70 72 | 104 | H FIU | 49 43 | | | | |
| | | | 68 | H UALR | 50 54 | 119 | A Southern California | 58 72 | | | | |
| | | | 79 | H Wichita St. | 51 60 | 151 | A Missouri St. | 60 83 | | | | |
| | | | 89 | A Western Ky. | 78 74 | 155 | A UT Martin | 62 72 | | | | |
| | | | 89 | H Western Ky. | 63 58 | 162 | H Nicholls St. | 66 58 | | | | |
| | | | | | | 181 | A South Ala. | 47 53 | | | | |
| | | | | | | 181 | H South Ala. | 72 61 | | | | |
| | | | | | | 198 | A Fla. Atlantic | 71 79 | | | | |
| | | | | | | 198 | H Fla. Atlantic | 74 56 | | | | |
| | | | | | | 214 | H North Texas | 62 64 | | | | |
| | | | | | | 239 | A La.-Monroe | 77 58 | | | | |
| | | | | | | 239 | H La.-Monroe | 71 58 | | | | |
| | | | | | | 256 | H Central Ark. | 58 51 | | | | |
| | | | | | | 281 | H Southeast Mo. St. | 51 52 | | | | |
| | | | | | | 283 | A La.-Lafayette | 48 39 | | | | |
| | | | | | | 283 | H La.-Lafayette | 77 53 | | | | |
| | | | | | | 305 | H Austin Peay | 75 44 | | | | |
| | | | | | | 306 | A Troy | 87 74 | | | | |
| | | | | | | 306 | H Troy | 71 49 | | | | |
| LAST 12 Division I GAMES: | | | | | | | | | | | | |
| 306 | H Troy | 71 49 | 181 | H South Ala. | 72 61 | | | | | | | |
| 239 | A La.-Monroe | 77 58 | 198 | H Fla. Atlantic | 74 56 | | | | | | | |
| 68 | H UALR | 50 54 | 306 | A Troy | 87 74 | | | | | | | |
| 89 | A Western Ky. | 78 74 | 239 | H La.-Monroe | 71 58 | | | | | | | |
| 52 | A Middle Tenn. | 49 93 | 283 | A La.-Lafayette | 48 39 | | | | | | | |
| 214 | H North Texas | 62 64 | 104 | H FIU | 49 43 | | | | | | | |

Non-Div I Games:

Arkansas St.

■ Loss,
 ■ Non-Conf,
 ■ S Site,
 ■ Home
 ■ A Away
 N Neutral

| Average RPI Win: 237 | | | | WON-LOST | | WINNING | | LAST 12 | | STRENGTH OF | | OPP. STRENGTH | | TEAM | | ADJ. | | CONF. | | ADJ CONF. | |
|-----------------------|--|----------|--|-----------|--|----------------|--|------------|--|-------------|--|---------------|--|------|--|------|--|-------|--|-----------|--|
| Average RPI Loss: 217 | | | | RECORD | | PCT. RANK | | GAMES | | SCHEDULE | | OF SCHEDULE | | RPI | | RPI | | RPI | | RPI | |
| DIV. I ONLY | | | | 19- 7 | | 54 | | 9- 3 | | 334 | | 253 | | 161 | | 161 | | 15 | | 15 | |
| DIV. I NON-CONF. | | | | 10- 4 | | 70 | | 0- 0 | | 344 | | 328 | | 237 | | 237 | | 19 | | 19 | |
| TOTALS | | RPI 1-25 | | RPI 26-50 | | W-L RECORDS | | RPI 51-100 | | RPI 101-150 | | RPI 150+ | | | | | | | | | |
| 19- 7 | | 0- 0 | | 0- 0 | | OVERALL | | 0- 0 | | 3- 1 | | 16- 6 | | | | | | | | | |
| 9- 3 | | 0- 0 | | 0- 0 | | HOME | | 0- 0 | | 2- 0 | | 7- 3 | | | | | | | | | |
| 10- 4 | | 0- 0 | | 0- 0 | | AWAY | | 0- 0 | | 1- 1 | | 9- 3 | | | | | | | | | |
| 0- 0 | | 0- 0 | | 0- 0 | | NEUTRAL | | 0- 0 | | 0- 0 | | 0- 0 | | | | | | | | | |
| 10- 4 | | 0- 0 | | 0- 0 | | NON-CONFERENCE | | 0- 0 | | 0- 0 | | 10- 4 | | | | | | | | | |
| 4- 2 | | 0- 0 | | 0- 0 | | HOME | | 0- 0 | | 0- 0 | | 4- 2 | | | | | | | | | |
| 6- 2 | | 0- 0 | | 0- 0 | | AWAY | | 0- 0 | | 0- 0 | | 6- 2 | | | | | | | | | |
| 0- 0 | | 0- 0 | | 0- 0 | | NEUTRAL | | 0- 0 | | 0- 0 | | 0- 0 | | | | | | | | | |
| 9- 3 | | 0- 0 | | 0- 0 | | CONFERENCE | | 0- 0 | | 3- 1 | | 6- 2 | | | | | | | | | |
| 5- 1 | | 0- 0 | | 0- 0 | | HOME | | 0- 0 | | 2- 0 | | 3- 1 | | | | | | | | | |
| 4- 2 | | 0- 0 | | 0- 0 | | AWAY | | 0- 0 | | 1- 1 | | 3- 1 | | | | | | | | | |
| 0- 0 | | 0- 0 | | 0- 0 | | NEUTRAL | | 0- 0 | | 0- 0 | | 0- 0 | | | | | | | | | |

| RPI 1-25 | | | | RPI 26-50 | | | | RPI 51-100 | | | | RPI 101+ | | | | Team's RPI: 161 | |
|---------------------------|---|----------|-------|-----------|---|-----------|-------|------------|---|----------|-------|----------|---|----------------------|-------|-----------------|--|
| RPI | S | Opponent | Score | RPI | S | Opponent | Score | RPI | S | Opponent | Score | RPI | S | Opponent | Score | | |
| | | | | | | | | | | | | 112 | A | Navy | 48 | 40 | |
| | | | | | | | | | | | | 112 | H | Navy | 53 | 42 | |
| | | | | | | | | | | | | 123 | A | American | 42 | 45 | |
| | | | | | | | | | | | | 123 | H | American | 61 | 46 | |
| | | | | | | | | | | | | 156 | H | Holy Cross | 46 | 51 | |
| | | | | | | | | | | | | 182 | H | Yale | 53 | 47 | |
| | | | | | | | | | | | | 186 | H | Penn | 58 | 53 | |
| | | | | | | | | | | | | 188 | A | Rider | 60 | 66 | |
| | | | | | | | | | | | | 202 | A | Lehigh | 61 | 56 | |
| | | | | | | | | | | | | 208 | A | Lafayette | 63 | 43 | |
| | | | | | | | | | | | | 208 | H | Lafayette | 70 | 57 | |
| | | | | | | | | | | | | 218 | A | Bucknell | 44 | 35 | |
| | | | | | | | | | | | | 218 | H | Bucknell | 68 | 60 | |
| | | | | | | | | | | | | 237 | H | Loyola Maryland | 47 | 53 | |
| | | | | | | | | | | | | 250 | H | St. Francis Brooklyn | 47 | 59 | |
| | | | | | | | | | | | | 251 | A | Fairleigh Dickinson | 57 | 52 | |
| | | | | | | | | | | | | 270 | A | Colgate | 56 | 60 | |
| | | | | | | | | | | | | 270 | H | Colgate | 51 | 48 | |
| | | | | | | | | | | | | 273 | H | Bryant | 67 | 51 | |
| | | | | | | | | | | | | 291 | A | Morgan St. | 63 | 59 | |
| | | | | | | | | | | | | 298 | A | Brown | 45 | 48 | |
| | | | | | | | | | | | | 322 | A | Manhattan | 54 | 49 | |
| | | | | | | | | | | | | 326 | A | Air Force | 72 | 68 | |
| | | | | | | | | | | | | 328 | A | Weber St. | 77 | 58 | |
| | | | | | | | | | | | | 333 | A | Wagner | 65 | 62 | |
| | | | | | | | | | | | | 340 | H | Columbia | 61 | 51 | |
| LAST 12 Division I GAMES: | | | | | | | | | | | | | | | | | |
| | | | | 123 | H | American | 61 | 46 | | | | 156 | H | Holy Cross | 46 | 51 | |
| | | | | 270 | A | Colgate | 56 | 60 | | | | 123 | A | American | 42 | 45 | |
| | | | | 112 | A | Navy | 48 | 40 | | | | 270 | H | Colgate | 51 | 48 | |
| | | | | 208 | H | Lafayette | 70 | 57 | | | | 112 | H | Navy | 53 | 42 | |
| | | | | 218 | A | Bucknell | 44 | 35 | | | | 208 | A | Lafayette | 63 | 43 | |
| | | | | 202 | A | Lehigh | 61 | 56 | | | | 218 | H | Bucknell | 68 | 60 | |

| | | | |
|------------------|-----------------|----|----|
| Non-Div I Games: | Merchant Marine | 77 | 40 |
|------------------|-----------------|----|----|

Army

■ Loss, ■ Non-Conf, S Site, H Home A Away N Neutral

| | | | | | | | | | |
|-----------------------------|----------|-----------|----------------|-------------|---------------|----------|------|-------|-----------|
| Average RPI Win: 199 | WON-LOST | WINNING | LAST 12 | STRENGTH OF | OPP. STRENGTH | TEAM | ADJ. | CONF. | ADJ CONF. |
| Average RPI Loss: 50 | RECORD | PCT. RANK | GAMES | SCHEDULE | OF SCHEDULE | RPI | RPI | RPI | RPI |
| DIV. I ONLY | 15- 12 | 131 | 3- 9 | 63 | 72 | 90 | 90 | 3 | 3 |
| DIV. I NON-CONF. | 11- 2 | 23 | 0- 0 | 223 | 269 | 73 | 73 | 6 | 6 |
| TOTALS | RPI 1-25 | RPI 26-50 | W-L RECORDS | RPI 51-100 | RPI 101-150 | RPI 150+ | | | |
| 15- 12 | 0- 6 | 0- 2 | OVERALL | 3- 1 | 3- 2 | 9- 1 | | | |
| 11- 3 | 0- 1 | 0- 1 | HOME | 2- 1 | 3- 0 | 6- 0 | | | |
| 2- 8 | 0- 5 | 0- 0 | AWAY | 1- 0 | 0- 2 | 1- 1 | | | |
| 2- 1 | 0- 0 | 0- 1 | NEUTRAL | 0- 0 | 0- 0 | 2- 0 | | | |
| 11- 2 | 0- 0 | 0- 1 | NON-CONFERENCE | 2- 0 | 2- 1 | 7- 0 | | | |
| 7- 0 | 0- 0 | 0- 0 | HOME | 1- 0 | 2- 0 | 4- 0 | | | |
| 2- 1 | 0- 0 | 0- 0 | AWAY | 1- 0 | 0- 1 | 1- 0 | | | |
| 2- 1 | 0- 0 | 0- 1 | NEUTRAL | 0- 0 | 0- 0 | 2- 0 | | | |
| 4- 10 | 0- 6 | 0- 1 | CONFERENCE | 1- 1 | 1- 1 | 2- 1 | | | |
| 4- 3 | 0- 1 | 0- 1 | HOME | 1- 1 | 1- 0 | 2- 0 | | | |
| 0- 7 | 0- 5 | 0- 0 | AWAY | 0- 0 | 0- 1 | 0- 1 | | | |
| 0- 0 | 0- 0 | 0- 0 | NEUTRAL | 0- 0 | 0- 0 | 0- 0 | | | |

| RPI 1-25 | | | | RPI 26-50 | | | | RPI 51-100 | | | | Team's RPI: 90 | RPI 101+ | | | |
|---------------------------|---|----------------|--------------|-----------|---|----------------|--------------|------------|---|-------------|--------------|----------------|----------|---|--------------------|--------------|
| RPI | S | Opponent | Score | RPI | S | Opponent | Score | RPI | S | Opponent | Score | | RPI | S | Opponent | Score |
| 7 | A | Tennessee | 61 83 | 38 | N | San Diego St. | 57 78 | 56 | H | Chattanooga | 53 40 | | 105 | A | Missouri | 76 82 |
| 7 | H | Tennessee | 66 75 | 41 | H | LSU | 55 59 | 62 | H | Arkansas | 50 47 | | 105 | H | Missouri | 67 59 |
| 9 | A | Kentucky | 53 97 | | | | | 69 | H | Florida | 57 65 | | 120 | A | North Carolina St. | 71 85 |
| 11 | A | South Carolina | 51 59 | | | | | 91 | A | Tulane | 70 65 | | 126 | H | Temple | 71 49 |
| 12 | A | Texas A&M | 56 78 | | | | | | | | | | 141 | H | Hofstra | 68 58 |
| 14 | A | Georgia | 58 61 | | | | | | | | | | 160 | A | George Washington | 69 59 |
| | | | | | | | | | | | | | 165 | A | Alabama | 51 61 |
| | | | | | | | | | | | | | 165 | H | Alabama | 70 53 |
| | | | | | | | | | | | | | 236 | H | Ole Miss | 76 52 |
| | | | | | | | | | | | | | 255 | H | Samford | 80 51 |
| | | | | | | | | | | | | | 299 | H | Alabama A&M | 93 44 |
| | | | | | | | | | | | | | 311 | H | Jacksonville | 85 49 |
| | | | | | | | | | | | | | 321 | N | Maine | 71 41 |
| | | | | | | | | | | | | | 325 | H | Alabama St. | 80 43 |
| | | | | | | | | | | | | | 329 | N | A&M-Corpus Christi | 72 57 |
| LAST 12 Division I GAMES: | | | | | | | | | | | | | | | | |
| 105 | H | Missouri | 67 59 | 41 | H | LSU | 55 59 | 165 | A | Alabama | 51 61 | | | | | |
| 7 | A | Tennessee | 61 83 | 9 | A | Kentucky | 53 97 | 7 | H | Tennessee | 66 75 | | | | | |
| 165 | H | Alabama | 70 53 | 12 | A | Texas A&M | 56 78 | 236 | H | Ole Miss | 76 52 | | | | | |
| 69 | H | Florida | 57 65 | 11 | A | South Carolina | 51 59 | | | | | | | | | |
| 14 | A | Georgia | 58 61 | | | | | | | | | | | | | |

Non-Div I Games:

Auburn

 Loss,
 Non-Conf, S Site,
 Home
 Away
N Neutral

| | | | | | | | | | | |
|-------------------|----------|-----------|----------------|------------|-------------|---------------|------|------|-------|-----------|
| Average RPI Win: | 280 | WON-LOST | WINNING | LAST 12 | STRENGTH OF | OPP. STRENGTH | TEAM | ADJ. | CONF. | ADJ CONF. |
| Average RPI Loss: | 177 | RECORD | PCT. RANK | GAMES | SCHEDULE | OF SCHEDULE | RPI | RPI | RPI | RPI |
| DIV. I ONLY | 6- 19 | 310 | 2- 10 | 235 | 278 | 305 | 305 | 28 | 28 | |
| DIV. I NON-CONF. | 4- 7 | 231 | 0- 0 | 219 | 199 | 248 | 248 | 29 | 29 | |
| TOTALS | RPI 1-25 | RPI 26-50 | W-L RECORDS | RPI 51-100 | RPI 101-150 | RPI 150+ | | | | |
| 6- 19 | 0- 1 | 0- 1 | OVERALL | 0- 1 | 0- 4 | 6- 12 | | | | |
| 3- 7 | 0- 1 | 0- 0 | HOME | 0- 0 | 0- 1 | 3- 5 | | | | |
| 3- 11 | 0- 0 | 0- 1 | AWAY | 0- 1 | 0- 3 | 3- 6 | | | | |
| 0- 1 | 0- 0 | 0- 0 | NEUTRAL | 0- 0 | 0- 0 | 0- 1 | | | | |
| 4- 7 | 0- 1 | 0- 1 | NON-CONFERENCE | 0- 1 | 0- 2 | 4- 2 | | | | |
| 3- 1 | 0- 1 | 0- 0 | HOME | 0- 0 | 0- 0 | 3- 0 | | | | |
| 1- 5 | 0- 0 | 0- 1 | AWAY | 0- 1 | 0- 2 | 1- 1 | | | | |
| 0- 1 | 0- 0 | 0- 0 | NEUTRAL | 0- 0 | 0- 0 | 0- 1 | | | | |
| 2- 12 | 0- 0 | 0- 0 | CONFERENCE | 0- 0 | 0- 2 | 2- 10 | | | | |
| 0- 6 | 0- 0 | 0- 0 | HOME | 0- 0 | 0- 1 | 0- 5 | | | | |
| 2- 6 | 0- 0 | 0- 0 | AWAY | 0- 0 | 0- 1 | 2- 5 | | | | |
| 0- 0 | 0- 0 | 0- 0 | NEUTRAL | 0- 0 | 0- 0 | 0- 0 | | | | |

| RPI 1-25 | | | | RPI 26-50 | | | | RPI 51-100 | | | | RPI 101+ Team's RPI: 305 | | | |
|---------------------------|---|-------------------|-------|-----------|---|------------------|-------|------------|---|--------------|-------|--------------------------|---|-------------------|-------|
| RPI | S | Opponent | Score | RPI | S | Opponent | Score | RPI | S | Opponent | Score | RPI | S | Opponent | Score |
| 21 | H | Louisville | 52 90 | 32 | A | Vanderbilt | 36 67 | 52 | A | Middle Tenn. | 56 70 | 102 | A | Eastern Ill. | 59 88 |
| | | | | | | | | | | | | 102 | H | Eastern Ill. | 43 68 |
| | | | | | | | | | | | | 133 | A | UAB | 54 72 |
| | | | | | | | | | | | | 144 | A | Arkansas St. | 44 75 |
| | | | | | | | | | | | | 155 | A | UT Martin | 57 84 |
| | | | | | | | | | | | | 183 | A | Eastern Ky. | 55 69 |
| | | | | | | | | | | | | 184 | A | Tennessee Tech | 51 73 |
| | | | | | | | | | | | | 200 | A | SIU Edwardsville | 67 53 |
| | | | | | | | | | | | | 200 | H | SIU Edwardsville | 49 54 |
| | | | | | | | | | | | | 201 | H | Ball St. | 79 66 |
| | | | | | | | | | | | | 213 | H | Tennessee St. | 52 71 |
| | | | | | | | | | | | | 221 | A | Murray St. | 61 65 |
| | | | | | | | | | | | | 221 | H | Murray St. | 72 77 |
| | | | | | | | | | | | | 254 | A | UTSA | 67 69 |
| | | | | | | | | | | | | 281 | A | Southeast Mo. St. | 57 71 |
| | | | | | | | | | | | | 281 | H | Southeast Mo. St. | 51 69 |
| | | | | | | | | | | | | 284 | N | William & Mary | 76 88 |
| | | | | | | | | | | | | 299 | A | Alabama A&M | 67 54 |
| | | | | | | | | | | | | 303 | H | Morehead St. | 71 77 |
| | | | | | | | | | | | | 309 | H | Binghamton | 71 67 |
| | | | | | | | | | | | | 330 | H | Lipscomb | 69 42 |
| | | | | | | | | | | | | 343 | A | Jacksonville St. | 78 71 |
| LAST 12 Division I GAMES: | | | | | | | | | | | | | | | |
| 183 | A | Eastern Ky. | 55 69 | 343 | A | Jacksonville St. | 78 71 | | | | | | | | |
| 102 | A | Eastern Ill. | 59 88 | 184 | A | Tennessee Tech | 51 73 | | | | | | | | |
| 200 | A | SIU Edwardsville | 67 53 | 200 | H | SIU Edwardsville | 49 54 | | | | | | | | |
| 213 | H | Tennessee St. | 52 71 | 102 | H | Eastern Ill. | 43 68 | | | | | | | | |
| 281 | H | Southeast Mo. St. | 51 69 | 303 | H | Morehead St. | 71 77 | | | | | | | | |
| 221 | A | Murray St. | 61 65 | 221 | H | Murray St. | 72 77 | | | | | | | | |

Non-Div I Games: St. Catharine 84 62

Austin Peay

■ Loss,
 ■ Non-Conf, S Site,
 ■ Home
 ■ Away
 N Neutral

| | | | | | | | | | | |
|-------------------|----------|-----------|----------------|------------|-------------|---------------|------|------|-------|-----------|
| Average RPI Win: | 166 | WON-LOST | WINNING | LAST 12 | STRENGTH OF | OPP. STRENGTH | TEAM | ADJ. | CONF. | ADJ CONF. |
| Average RPI Loss: | 92 | RECORD | PCT. RANK | GAMES | SCHEDULE | OF SCHEDULE | RPI | RPI | RPI | RPI |
| DIV. I ONLY | 18- 8 | 66 | 8- 4 | 156 | 74 | 66 | 66 | 7 | 7 | |
| DIV. I NON-CONF. | 8- 4 | 84 | 0- 0 | 234 | 43 | 93 | 93 | 7 | 7 | |
| TOTALS | RPI 1-25 | RPI 26-50 | W-L RECORDS | RPI 51-100 | RPI 101-150 | RPI 150+ | | | | |
| 18- 8 | 0- 1 | 1- 3 | OVERALL | 3- 1 | 5- 1 | 9- 2 | | | | |
| 12- 1 | 0- 0 | 1- 1 | HOME | 1- 0 | 3- 0 | 7- 0 | | | | |
| 6- 6 | 0- 0 | 0- 2 | AWAY | 2- 1 | 2- 1 | 2- 2 | | | | |
| 0- 1 | 0- 1 | 0- 0 | NEUTRAL | 0- 0 | 0- 0 | 0- 0 | | | | |
| 8- 4 | 0- 1 | 0- 0 | NON-CONFERENCE | 1- 1 | 3- 1 | 4- 1 | | | | |
| 5- 0 | 0- 0 | 0- 0 | HOME | 0- 0 | 2- 0 | 3- 0 | | | | |
| 3- 3 | 0- 0 | 0- 0 | AWAY | 1- 1 | 1- 1 | 1- 1 | | | | |
| 0- 1 | 0- 1 | 0- 0 | NEUTRAL | 0- 0 | 0- 0 | 0- 0 | | | | |
| 10- 4 | 0- 0 | 1- 3 | CONFERENCE | 2- 0 | 2- 0 | 5- 1 | | | | |
| 7- 1 | 0- 0 | 1- 1 | HOME | 1- 0 | 1- 0 | 4- 0 | | | | |
| 3- 3 | 0- 0 | 0- 2 | AWAY | 1- 0 | 1- 0 | 1- 1 | | | | |
| 0- 0 | 0- 0 | 0- 0 | NEUTRAL | 0- 0 | 0- 0 | 0- 0 | | | | |

| RPI 1-25 | | | | RPI 26-50 | | | | RPI 51-100 | | | | Team's RPI: 66 | | RPI 101+ | | | |
|---------------------------|---|-----------|-------|-----------|---|-----------------|-------|------------|---|------------------|-------|----------------|--|----------|---|------------------|-------|
| RPI | S | Opponent | Score | RPI | S | Opponent | Score | RPI | S | Opponent | Score | | | RPI | S | Opponent | Score |
| 24 | N | Creighton | 62 65 | 36 | A | St. Mary's (CA) | 52 64 | 80 | A | San Diego | 57 54 | | | 131 | A | Boston College | 56 62 |
| | | | | 36 | H | St. Mary's (CA) | 66 58 | 80 | H | San Diego | 53 48 | | | 137 | A | Santa Clara | 65 48 |
| | | | | 45 | A | Gonzaga | 59 74 | 93 | A | Utah | 53 48 | | | 137 | H | Santa Clara | 65 42 |
| | | | | 45 | H | Gonzaga | 55 66 | 95 | A | Harvard | 65 71 | | | 138 | A | Arizona | 62 48 |
| | | | | | | | | | | | | | | 145 | H | Seattle | 70 62 |
| | | | | | | | | | | | | | | 148 | H | Tulsa | 70 48 |
| | | | | | | | | | | | | | | 153 | H | Utah St. | 81 77 |
| | | | | | | | | | | | | | | 158 | H | UC Santa Barbara | 67 39 |
| | | | | | | | | | | | | | | 167 | A | Washington St. | 52 67 |
| | | | | | | | | | | | | | | 189 | A | San Francisco | 56 65 |
| | | | | | | | | | | | | | | 189 | H | San Francisco | 80 58 |
| | | | | | | | | | | | | | | 197 | H | Loyola Marymount | 72 53 |
| | | | | | | | | | | | | | | 223 | A | Dartmouth | 58 57 |
| | | | | | | | | | | | | | | 224 | H | Portland | 79 64 |
| | | | | | | | | | | | | | | 263 | A | Pepperdine | 67 44 |
| | | | | | | | | | | | | | | 263 | H | Pepperdine | 68 42 |
| | | | | | | | | | | | | | | 328 | H | Weber St. | 80 55 |
| LAST 12 Division I GAMES: | | | | | | | | | | | | | | | | | |
| | | | | 45 | H | Gonzaga | 55 66 | 137 | A | Santa Clara | 65 48 | | | | | | |
| | | | | 224 | H | Portland | 79 64 | 36 | H | St. Mary's (CA) | 66 58 | | | | | | |
| | | | | 263 | A | Pepperdine | 67 44 | 189 | A | San Francisco | 56 65 | | | | | | |
| | | | | 137 | H | Santa Clara | 65 42 | 197 | H | Loyola Marymount | 72 53 | | | | | | |
| | | | | 36 | A | St. Mary's (CA) | 52 64 | 45 | A | Gonzaga | 59 74 | | | | | | |
| | | | | 80 | H | San Diego | 53 48 | 263 | H | Pepperdine | 68 42 | | | | | | |

Non-Div I Games: Western N.M. 72 31

BYU

■ Loss,
 ■ Non-Conf,
 ■ S Site,
 ■ H Home
 ■ A Away
 N Neutral

| | | | | | | | | | | |
|-------------------|----------|-----------|----------------|------------|-------------|---------------|------|------|-------|-----------|
| Average RPI Win: | 236 | WON-LOST | WINNING | LAST 12 | STRENGTH OF | OPP. STRENGTH | TEAM | ADJ. | CONF. | ADJ CONF. |
| Average RPI Loss: | 153 | RECORD | PCT. RANK | GAMES | SCHEDULE | OF SCHEDULE | RPI | RPI | RPI | RPI |
| DIV. I ONLY | 13- 13 | 158 | 9- 3 | 244 | 208 | 201 | 201 | 18 | 18 | |
| DIV. I NON-CONF. | 3- 10 | 296 | 0- 0 | 198 | 274 | 293 | 293 | 17 | 17 | |
| TOTALS | RPI 1-25 | RPI 26-50 | W-L RECORDS | RPI 51-100 | RPI 101-150 | RPI 150+ | | | | |
| 13- 13 | 0- 0 | 0- 1 | OVERALL | 1- 3 | 2- 3 | 10- 6 | | | | |
| 8- 5 | 0- 0 | 0- 1 | HOME | 1- 1 | 2- 1 | 5- 2 | | | | |
| 5- 8 | 0- 0 | 0- 0 | AWAY | 0- 2 | 0- 2 | 5- 4 | | | | |
| 0- 0 | 0- 0 | 0- 0 | NEUTRAL | 0- 0 | 0- 0 | 0- 0 | | | | |
| 3- 10 | 0- 0 | 0- 0 | NON-CONFERENCE | 0- 2 | 1- 2 | 2- 6 | | | | |
| 2- 4 | 0- 0 | 0- 0 | HOME | 0- 1 | 1- 1 | 1- 2 | | | | |
| 1- 6 | 0- 0 | 0- 0 | AWAY | 0- 1 | 0- 1 | 1- 4 | | | | |
| 0- 0 | 0- 0 | 0- 0 | NEUTRAL | 0- 0 | 0- 0 | 0- 0 | | | | |
| 10- 3 | 0- 0 | 0- 1 | CONFERENCE | 1- 1 | 1- 1 | 8- 0 | | | | |
| 6- 1 | 0- 0 | 0- 1 | HOME | 1- 0 | 1- 0 | 4- 0 | | | | |
| 4- 2 | 0- 0 | 0- 0 | AWAY | 0- 1 | 0- 1 | 4- 0 | | | | |
| 0- 0 | 0- 0 | 0- 0 | NEUTRAL | 0- 0 | 0- 0 | 0- 0 | | | | |

| RPI 1-25 | | | | RPI 26-50 | | | | RPI 51-100 | | | | RPI 101+ | | | | Team's RPI: 201 |
|---------------------------|---|---------------|-------|-----------|---|---------------|-------|------------|---|---------------|-------|----------|---|-----------------|-------|-----------------|
| RPI | S | Opponent | Score | RPI | S | Opponent | Score | RPI | S | Opponent | Score | RPI | S | Opponent | Score | |
| | | | | 43 | H | Toledo | 64 68 | 60 | H | Central Mich. | 68 61 | 107 | H | Butler | 62 70 | |
| | | | | | | | | 70 | A | Illinois St. | 56 71 | 111 | A | Stetson | 66 78 | |
| | | | | | | | | 74 | H | Wyoming | 61 64 | 118 | H | Detroit | 73 64 | |
| | | | | | | | | 96 | A | Bowling Green | 42 73 | 132 | A | Akron | 52 64 | |
| | | | | | | | | | | | | 142 | H | Miami (OH) | 62 59 | |
| | | | | | | | | | | | | 176 | H | Northern Ky. | 67 69 | |
| | | | | | | | | | | | | 193 | H | Evansville | 45 54 | |
| | | | | | | | | | | | | 221 | A | Murray St. | 53 63 | |
| | | | | | | | | | | | | 228 | A | Valparaiso | 53 58 | |
| | | | | | | | | | | | | 232 | A | Marshall | 45 70 | |
| | | | | | | | | | | | | 247 | A | Eastern Mich. | 56 41 | |
| | | | | | | | | | | | | 247 | H | Eastern Mich. | 56 34 | |
| | | | | | | | | | | | | 249 | H | IPFW | 53 46 | |
| | | | | | | | | | | | | 257 | A | Buffalo | 69 55 | |
| | | | | | | | | | | | | 260 | A | Northern Ill. | 57 51 | |
| | | | | | | | | | | | | 260 | H | Northern Ill. | 64 54 | |
| | | | | | | | | | | | | 261 | A | Western Mich. | 73 50 | |
| | | | | | | | | | | | | 305 | A | Austin Peay | 66 79 | |
| | | | | | | | | | | | | 312 | A | Bethune-Cookman | 61 56 | |
| | | | | | | | | | | | | 323 | H | Ohio | 77 46 | |
| | | | | | | | | | | | | 337 | H | Kent St. | 59 44 | |
| LAST 12 Division I GAMES: | | | | | | | | | | | | | | | | |
| 260 | H | Northern Ill. | 64 54 | 261 | A | Western Mich. | 73 50 | | | | | | | | | |
| 247 | H | Eastern Mich. | 56 34 | 323 | H | Ohio | 77 46 | | | | | | | | | |
| 132 | A | Akron | 52 64 | 257 | A | Buffalo | 69 55 | | | | | | | | | |
| 43 | H | Toledo | 64 68 | 337 | H | Kent St. | 59 44 | | | | | | | | | |
| 60 | H | Central Mich. | 68 61 | 96 | A | Bowling Green | 42 73 | | | | | | | | | |
| 247 | A | Eastern Mich. | 56 41 | 260 | A | Northern Ill. | 57 51 | | | | | | | | | |

Non-Div I Games:

Ball St.

■ Loss,
 ■ Non-Conf, S Site,
 ■ Home
 ■ Away
 N Neutral

| Average RPI Win: | 79 | WON-LOST | WINNING | LAST 12 | STRENGTH OF | OPP. STRENGTH | TEAM | ADJ. | CONF. | ADJ CONF. |
|-------------------|----------|-----------|----------------|------------|-------------|---------------|------|------|-------|-----------|
| Average RPI Loss: | 3 | RECORD | PCT. RANK | GAMES | SCHEDULE | OF SCHEDULE | RPI | RPI | RPI | RPI |
| DIV. I ONLY | 26- 1 | 1 | 12- 0 | 1 | 3 | 1 | 1 | 1 | 1 | 1 |
| DIV. I NON-CONF. | 11- 1 | 14 | 1- 0 | 1 | 12 | 1 | 1 | 1 | 1 | 1 |
| TOTALS | RPI 1-25 | RPI 26-50 | W-L RECORDS | RPI 51-100 | RPI 101-150 | RPI 150+ | | | | |
| 26- 1 | 6- 1 | 8- 0 | OVERALL | 2- 0 | 5- 0 | 5- 0 | | | | |
| 14- 0 | 3- 0 | 5- 0 | HOME | 1- 0 | 3- 0 | 2- 0 | | | | |
| 11- 0 | 3- 0 | 3- 0 | AWAY | 1- 0 | 2- 0 | 2- 0 | | | | |
| 1- 1 | 0- 1 | 0- 0 | NEUTRAL | 0- 0 | 0- 0 | 1- 0 | | | | |
| 11- 1 | 4- 1 | 0- 0 | NON-CONFERENCE | 1- 0 | 3- 0 | 3- 0 | | | | |
| 6- 0 | 2- 0 | 0- 0 | HOME | 1- 0 | 2- 0 | 1- 0 | | | | |
| 4- 0 | 2- 0 | 0- 0 | AWAY | 0- 0 | 1- 0 | 1- 0 | | | | |
| 1- 1 | 0- 1 | 0- 0 | NEUTRAL | 0- 0 | 0- 0 | 1- 0 | | | | |
| 15- 0 | 2- 0 | 8- 0 | CONFERENCE | 1- 0 | 2- 0 | 2- 0 | | | | |
| 8- 0 | 1- 0 | 5- 0 | HOME | 0- 0 | 1- 0 | 1- 0 | | | | |
| 7- 0 | 1- 0 | 3- 0 | AWAY | 1- 0 | 1- 0 | 1- 0 | | | | |
| 0- 0 | 0- 0 | 0- 0 | NEUTRAL | 0- 0 | 0- 0 | 0- 0 | | | | |

| RPI | S | Opponent | Score | RPI | S | Opponent | Score | RPI | S | Opponent | Score | RPI | S | Opponent | Score |
|---------------------------|---|-------------|-------|-----|---|---------------|-------|-----|---|------------|-------|-----|---|------------------|--------|
| 2 | A | Connecticut | 76 70 | 31 | A | Texas Tech | 90 60 | 67 | H | Liberty | 92 60 | 108 | A | Texas | 75 48 |
| 3 | N | Stanford | 69 71 | 31 | H | Texas Tech | 89 47 | 71 | A | Kansas St. | 90 69 | 108 | H | Texas | 67 47 |
| 4 | A | Notre Dame | 73 61 | 33 | H | Oklahoma | 82 65 | | | | | 122 | H | Oral Roberts | 94 56 |
| 7 | H | Tennessee | 76 53 | 39 | A | Oklahoma St. | 81 62 | | | | | 128 | A | Hawaii | 77 42 |
| 9 | H | Kentucky | 85 51 | 39 | H | Oklahoma St. | 83 49 | | | | | 134 | H | Lamar | 80 34 |
| 25 | A | Iowa St. | 66 51 | 42 | H | West Virginia | 76 58 | | | | | 154 | A | Rice | 89 49 |
| 25 | H | Iowa St. | 67 39 | 49 | A | Kansas | 82 60 | | | | | 155 | N | UT Martin | 82 67 |
| | | | | 49 | H | Kansas | 86 45 | | | | | 171 | A | TCU | 74 35 |
| | | | | | | | | | | | | 171 | H | TCU | 78 45 |
| | | | | | | | | | | | | 290 | H | Southeastern La. | 106 41 |
| LAST 12 Division I GAMES: | | | | | | | | | | | | | | | |
| 108 | H | Texas | 67 47 | 39 | A | Oklahoma St. | 81 62 | | | | | | | | |
| 2 | A | Connecticut | 76 70 | 31 | A | Texas Tech | 90 60 | | | | | | | | |
| 171 | H | TCU | 78 45 | 33 | H | Oklahoma | 82 65 | | | | | | | | |
| 31 | H | Texas Tech | 89 47 | 25 | A | Iowa St. | 66 51 | | | | | | | | |
| 108 | A | Texas | 75 48 | 42 | H | West Virginia | 76 58 | | | | | | | | |
| 49 | H | Kansas | 86 45 | 71 | A | Kansas St. | 90 69 | | | | | | | | |

Non-Div I Games:

Baylor

| | | | | | | | | | |
|------------------------------|----------|-----------|----------------|-------------|---------------|----------|------|-------|-----------|
| Average RPI Win: 261 | WON-LOST | WINNING | LAST 12 | STRENGTH OF | OPP. STRENGTH | TEAM | ADJ. | CONF. | ADJ CONF. |
| Average RPI Loss: 157 | RECORD | PCT. RANK | GAMES | SCHEDULE | OF SCHEDULE | RPI | RPI | RPI | RPI |
| DIV. I ONLY | 15- 12 | 131 | 8- 4 | 275 | 289 | 187 | 187 | 28 | 28 |
| DIV. I NON-CONF. | 6- 7 | 183 | 1- 0 | 301 | 237 | 234 | 234 | 29 | 29 |
| TOTALS | RPI 1-25 | RPI 26-50 | W-L RECORDS | RPI 51-100 | RPI 101-150 | RPI 150+ | | | |
| 15- 12 | 0- 1 | 0- 0 | OVERALL | 0- 1 | 0- 3 | 15- 7 | | | |
| 9- 3 | 0- 0 | 0- 0 | HOME | 0- 1 | 0- 1 | 9- 1 | | | |
| 6- 9 | 0- 1 | 0- 0 | AWAY | 0- 0 | 0- 2 | 6- 6 | | | |
| 0- 0 | 0- 0 | 0- 0 | NEUTRAL | 0- 0 | 0- 0 | 0- 0 | | | |
| 6- 7 | 0- 1 | 0- 0 | NON-CONFERENCE | 0- 1 | 0- 2 | 6- 3 | | | |
| 3- 2 | 0- 0 | 0- 0 | HOME | 0- 1 | 0- 1 | 3- 0 | | | |
| 3- 5 | 0- 1 | 0- 0 | AWAY | 0- 0 | 0- 1 | 3- 3 | | | |
| 0- 0 | 0- 0 | 0- 0 | NEUTRAL | 0- 0 | 0- 0 | 0- 0 | | | |
| 9- 5 | 0- 0 | 0- 0 | CONFERENCE | 0- 0 | 0- 1 | 9- 4 | | | |
| 6- 1 | 0- 0 | 0- 0 | HOME | 0- 0 | 0- 0 | 6- 1 | | | |
| 3- 4 | 0- 0 | 0- 0 | AWAY | 0- 0 | 0- 1 | 3- 3 | | | |
| 0- 0 | 0- 0 | 0- 0 | NEUTRAL | 0- 0 | 0- 0 | 0- 0 | | | |

| RPI 1-25 | | | | RPI 26-50 | | | | RPI 51-100 | | | | RPI 101+ Team's RPI: 187 | | | |
|---------------------------|---|----------------|--------------|-----------|---|------------------|--------------|------------|---|-------------|--------------|--------------------------|---|--------------------|--------------|
| RPI | S | Opponent | Score | RPI | S | Opponent | Score | RPI | S | Opponent | Score | RPI | S | Opponent | Score |
| 14 | A | Georgia | 38 70 | | | | | 56 | H | Chattanooga | 54 84 | 102 | A | Eastern Ill. | 43 60 |
| | | | | | | | | | | | | 114 | A | Indiana St. | 34 48 |
| | | | | | | | | | | | | 127 | H | IUPUI | 53 61 |
| | | | | | | | | | | | | 155 | H | UT Martin | 58 56 |
| | | | | | | | | | | | | 169 | A | Cincinnati | 54 68 |
| | | | | | | | | | | | | 175 | A | Indiana | 58 54 |
| | | | | | | | | | | | | 183 | A | Eastern Ky. | 51 55 |
| | | | | | | | | | | | | 183 | H | Eastern Ky. | 65 49 |
| | | | | | | | | | | | | 184 | A | Tennessee Tech | 52 58 |
| | | | | | | | | | | | | 184 | H | Tennessee Tech | 62 67 |
| | | | | | | | | | | | | 200 | H | SIU Edwardsville | 66 52 |
| | | | | | | | | | | | | 213 | A | Tennessee St. | 53 54 |
| | | | | | | | | | | | | 213 | H | Tennessee St. | 66 54 |
| | | | | | | | | | | | | 221 | A | Murray St. | 59 50 |
| | | | | | | | | | | | | 236 | A | Ole Miss | 48 63 |
| | | | | | | | | | | | | 242 | H | Georgia St. | 85 62 |
| | | | | | | | | | | | | 281 | H | Southeast Mo. St. | 71 58 |
| | | | | | | | | | | | | 302 | A | Texas St. | 76 82 |
| | | | | | | | | | | | | 303 | A | Morehead St. | 88 45 |
| | | | | | | | | | | | | 303 | H | Morehead St. | 59 45 |
| | | | | | | | | | | | | 309 | H | Binghamton | 66 47 |
| | | | | | | | | | | | | 329 | A | A&M-Corpus Christi | 75 54 |
| | | | | | | | | | | | | 330 | A | Lipscomb | 70 54 |
| | | | | | | | | | | | | 330 | H | Lipscomb | 61 39 |
| | | | | | | | | | | | | 343 | A | Jacksonville St. | 68 62 |
| LAST 12 Division I GAMES: | | | | | | | | | | | | | | | |
| 102 | A | Eastern Ill. | 43 60 | 183 | A | Eastern Ky. | 51 55 | | | | | | | | |
| 213 | A | Tennessee St. | 53 54 | 183 | H | Eastern Ky. | 65 49 | | | | | | | | |
| 330 | H | Lipscomb | 61 39 | 213 | H | Tennessee St. | 66 54 | | | | | | | | |
| 303 | H | Morehead St. | 59 45 | 221 | A | Murray St. | 59 50 | | | | | | | | |
| 184 | H | Tennessee Tech | 62 67 | 155 | H | UT Martin | 58 56 | | | | | | | | |
| 303 | A | Morehead St. | 88 45 | 343 | A | Jacksonville St. | 68 62 | | | | | | | | |

Non-Div I Games:

Belmont

■ Loss,
 ■ Non-Conf, S Site,
 ■ Home
 ■ Away
 N Neutral

| | | | | | | | | | | |
|-------------------|--------------|------------|----------------|------------|-------------|---------------|------------|-----------|-----------|-----------|
| Average RPI Win: | 289 | WON-LOST | WINNING | LAST 12 | STRENGTH OF | OPP. STRENGTH | TEAM | ADJ. | CONF. | ADJ CONF. |
| Average RPI Loss: | 204 | RECORD | PCT. RANK | GAMES | SCHEDULE | OF SCHEDULE | RPI | RPI | RPI | RPI |
| DIV. I ONLY | 9- 13 | 216 | 6- 6 | 338 | 320 | 312 | 312 | 30 | 30 | |
| DIV. I NON-CONF. | 3- 7 | 266 | 0- 0 | 338 | 300 | 330 | 330 | 30 | 30 | |
| TOTALS | RPI 1-25 | RPI 26-50 | W-L RECORDS | RPI 51-100 | RPI 101-150 | RPI 150+ | | | | |
| 9- 13 | 0- 0 | 0- 0 | OVERALL | 0- 0 | 1- 6 | 8- 7 | | | | |
| 5- 5 | 0- 0 | 0- 0 | HOME | 0- 0 | 1- 2 | 4- 3 | | | | |
| 2- 8 | 0- 0 | 0- 0 | AWAY | 0- 0 | 0- 4 | 2- 4 | | | | |
| 2- 0 | 0- 0 | 0- 0 | NEUTRAL | 0- 0 | 0- 0 | 2- 0 | | | | |
| 3- 7 | 0- 0 | 0- 0 | NON-CONFERENCE | 0- 0 | 0- 2 | 3- 5 | | | | |
| 1- 2 | 0- 0 | 0- 0 | HOME | 0- 0 | 0- 0 | 1- 2 | | | | |
| 0- 5 | 0- 0 | 0- 0 | AWAY | 0- 0 | 0- 2 | 0- 3 | | | | |
| 2- 0 | 0- 0 | 0- 0 | NEUTRAL | 0- 0 | 0- 0 | 2- 0 | | | | |
| 6- 6 | 0- 0 | 0- 0 | CONFERENCE | 0- 0 | 1- 4 | 5- 2 | | | | |
| 4- 3 | 0- 0 | 0- 0 | HOME | 0- 0 | 1- 2 | 3- 1 | | | | |
| 2- 3 | 0- 0 | 0- 0 | AWAY | 0- 0 | 0- 2 | 2- 1 | | | | |
| 0- 0 | 0- 0 | 0- 0 | NEUTRAL | 0- 0 | 0- 0 | 0- 0 | | | | |

| RPI 1-25 | | | | RPI 26-50 | | | | RPI 51-100 | | | | RPI 101+ | | | | Team's RPI: 312 | |
|---------------------------|---|----------|-------|-----------|---|--------------------|-------|------------|---|----------|-------|----------|---|--------------------|-------|-----------------|--|
| RPI | S | Opponent | Score | RPI | S | Opponent | Score | RPI | S | Opponent | Score | RPI | S | Opponent | Score | | |
| | | | | | | | | | | | | 111 | A | Stetson | 52 | 66 | |
| | | | | | | | | | | | | 121 | A | South Carolina St. | 39 | 58 | |
| | | | | | | | | | | | | 121 | H | South Carolina St. | 50 | 58 | |
| | | | | | | | | | | | | 140 | A | N.C. A&T | 31 | 56 | |
| | | | | | | | | | | | | 140 | H | N.C. A&T | 69 | 64 | |
| | | | | | | | | | | | | 146 | A | UCF | 43 | 64 | |
| | | | | | | | | | | | | 150 | H | Howard | 27 | 61 | |
| | | | | | | | | | | | | 156 | H | Holy Cross | 54 | 63 | |
| | | | | | | | | | | | | 198 | H | Fla. Atlantic | 71 | 61 | |
| | | | | | | | | | | | | 201 | H | Ball St. | 56 | 61 | |
| | | | | | | | | | | | | 282 | A | North Florida | 55 | 56 | |
| | | | | | | | | | | | | 288 | A | Florida A&M | 60 | 76 | |
| | | | | | | | | | | | | 288 | H | Florida A&M | 59 | 49 | |
| | | | | | | | | | | | | 293 | H | Delaware St. | 57 | 62 | |
| | | | | | | | | | | | | 308 | N | Ga. Southern | 59 | 48 | |
| | | | | | | | | | | | | 311 | A | Jacksonville | 54 | 68 | |
| | | | | | | | | | | | | 315 | A | Savannah St. | 50 | 41 | |
| | | | | | | | | | | | | 334 | H | UMES | 55 | 54 | |
| | | | | | | | | | | | | 337 | A | Kent St. | 55 | 73 | |
| | | | | | | | | | | | | 338 | A | N.C. Central | 51 | 34 | |
| | | | | | | | | | | | | 338 | H | N.C. Central | 55 | 32 | |
| | | | | | | | | | | | | 341 | N | UNC Asheville | 74 | 57 | |
| LAST 12 Division I GAMES: | | | | | | | | | | | | | | | | | |
| | | | | 121 | H | South Carolina St. | 50 | 58 | | | | 293 | H | Delaware St. | 57 | 62 | |
| | | | | 150 | H | Howard | 27 | 61 | | | | 315 | A | Savannah St. | 50 | 41 | |
| | | | | 338 | A | N.C. Central | 51 | 34 | | | | 121 | A | South Carolina St. | 39 | 58 | |
| | | | | 140 | A | N.C. A&T | 31 | 56 | | | | 338 | H | N.C. Central | 55 | 32 | |
| | | | | 288 | H | Florida A&M | 59 | 49 | | | | 140 | H | N.C. A&T | 69 | 64 | |
| | | | | 334 | H | UMES | 55 | 54 | | | | 288 | A | Florida A&M | 60 | 76 | |

Non-Div I Games: Edward Waters 88 46 Trinity Baptist 84 41

Bethune-Cookman

Loss, Non-Conf, S Site, H Home A Away N Neutral

Binghamton

Through Games Of Sunday, February 24, 2013

| Average RPI Win: | 244 | WON-LOST | WINNING | LAST 12 | STRENGTH OF | OPP. STRENGTH | TEAM | ADJ. | CONF. | ADJ CONF. |
|-------------------|----------|-----------|----------------|------------|-------------|---------------|------|------|-------|-----------|
| Average RPI Loss: | 196 | RECORD | PCT. RANK | GAMES | SCHEDULE | OF SCHEDULE | RPI | RPI | RPI | RPI |
| DIV. I ONLY | 5- 22 | 322 | 3- 9 | 205 | 300 | 309 | 309 | 22 | 22 | |
| DIV. I NON-CONF. | 1- 12 | 332 | 0- 0 | 282 | 310 | 337 | 337 | 24 | 24 | |
| TOTALS | RPI 1-25 | RPI 26-50 | W-L RECORDS | RPI 51-100 | RPI 101-150 | RPI 150+ | | | | |
| 5- 22 | 0- 0 | 0- 1 | OVERALL | 1- 5 | 0- 1 | 4- 15 | | | | |
| 1- 10 | 0- 0 | 0- 0 | HOME | 1- 2 | 0- 0 | 0- 8 | | | | |
| 4- 10 | 0- 0 | 0- 1 | AWAY | 0- 3 | 0- 1 | 4- 5 | | | | |
| 0- 2 | 0- 0 | 0- 0 | NEUTRAL | 0- 0 | 0- 0 | 0- 2 | | | | |
| 1- 12 | 0- 0 | 0- 1 | NON-CONFERENCE | 0- 0 | 0- 1 | 1- 10 | | | | |
| 0- 4 | 0- 0 | 0- 0 | HOME | 0- 0 | 0- 0 | 0- 4 | | | | |
| 1- 6 | 0- 0 | 0- 1 | AWAY | 0- 0 | 0- 1 | 1- 4 | | | | |
| 0- 2 | 0- 0 | 0- 0 | NEUTRAL | 0- 0 | 0- 0 | 0- 2 | | | | |
| 4- 10 | 0- 0 | 0- 0 | CONFERENCE | 1- 5 | 0- 0 | 3- 5 | | | | |
| 1- 6 | 0- 0 | 0- 0 | HOME | 1- 2 | 0- 0 | 0- 4 | | | | |
| 3- 4 | 0- 0 | 0- 0 | AWAY | 0- 3 | 0- 0 | 3- 1 | | | | |
| 0- 0 | 0- 0 | 0- 0 | NEUTRAL | 0- 0 | 0- 0 | 0- 0 | | | | |

| RPI S | Opponent | Score | RPI S | Opponent | Score | RPI S | Opponent | Score | RPI S | Opponent | Score | Team's RPI: 309 |
|---------------------------|-----------------|-------|-------|-----------------|-------|-------|-----------------------|-------|-------|----------|-------|-----------------|
| 37 | A Syracuse | 45 68 | 59 | A Boston U. | 52 57 | 109 | A Arizona St. | 35 60 | | | | |
| | | | 59 | H Boston U. | 51 73 | 187 | A Belmont | 47 66 | | | | |
| | | | 75 | A Albany (NY) | 41 69 | 202 | A Lehigh | 37 67 | | | | |
| | | | 75 | H Albany (NY) | 47 72 | 217 | A St. Bonaventure | 34 61 | | | | |
| | | | 100 | A Hartford | 50 65 | 226 | A Stony Brook | 34 56 | | | | |
| | | | 100 | H Hartford | 46 44 | 226 | H Stony Brook | 57 60 | | | | |
| | | | | | | 230 | H Niagara | 57 63 | | | | |
| | | | | | | 251 | N Fairleigh Dickinson | 41 54 | | | | |
| | | | | | | 257 | A Buffalo | 65 60 | | | | |
| | | | | | | 259 | N UNLV | 56 58 | | | | |
| | | | | | | 264 | H Cornell | 56 60 | | | | |
| | | | | | | 265 | H Siena | 44 62 | | | | |
| | | | | | | 268 | A New Hampshire | 55 42 | | | | |
| | | | | | | 268 | H New Hampshire | 52 60 | | | | |
| | | | | | | 272 | H Canisius | 48 61 | | | | |
| | | | | | | 275 | A UMBC | 66 57 | | | | |
| | | | | | | 300 | H Vermont | 56 61 | | | | |
| | | | | | | 305 | A Austin Peay | 67 71 | | | | |
| | | | | | | 321 | A Maine | 67 65 | | | | |
| | | | | | | 321 | H Maine | 68 74 | | | | |
| LAST 12 Division I GAMES: | | | | | | | | | | | | |
| 268 | A New Hampshire | 55 42 | 275 | A UMBC | 66 57 | | | | | | | |
| 321 | H Maine | 68 74 | 268 | H New Hampshire | 52 60 | | | | | | | |
| 226 | H Stony Brook | 57 60 | 321 | A Maine | 67 65 | | | | | | | |
| 59 | H Boston U. | 51 73 | 300 | H Vermont | 56 61 | | | | | | | |
| 100 | A Hartford | 50 65 | 59 | A Boston U. | 52 57 | | | | | | | |
| 75 | A Albany (NY) | 41 69 | 226 | A Stony Brook | 34 56 | | | | | | | |

Non-Div I Games:

Binghamton

Loss, Non-Conf, S Site, H Home A Away N Neutral

| | | | | | | | | | | |
|-------------------|----------|-----------|----------------|------------|-------------|---------------|------|------|-------|-----------|
| Average RPI Win: | 260 | WON-LOST | WINNING | LAST 12 | STRENGTH OF | OPP. STRENGTH | TEAM | ADJ. | CONF. | ADJ CONF. |
| Average RPI Loss: | 152 | RECORD | PCT. RANK | GAMES | SCHEDULE | OF SCHEDULE | RPI | RPI | RPI | RPI |
| DIV. I ONLY | 8- 15 | 255 | 3- 9 | 221 | 222 | 276 | 276 | 17 | 17 | |
| DIV. I NON-CONF. | 5- 6 | 190 | 0- 0 | 253 | 271 | 242 | 242 | 16 | 16 | |
| TOTALS | RPI 1-25 | RPI 26-50 | W-L RECORDS | RPI 51-100 | RPI 101-150 | RPI 150+ | | | | |
| 8- 15 | 0- 0 | 0- 2 | OVERALL | 1- 5 | 0- 1 | 7- 7 | | | | |
| 5- 7 | 0- 0 | 0- 1 | HOME | 1- 2 | 0- 1 | 4- 3 | | | | |
| 2- 7 | 0- 0 | 0- 1 | AWAY | 0- 2 | 0- 0 | 2- 4 | | | | |
| 1- 1 | 0- 0 | 0- 0 | NEUTRAL | 0- 1 | 0- 0 | 1- 0 | | | | |
| 5- 6 | 0- 0 | 0- 1 | NON-CONFERENCE | 0- 2 | 0- 1 | 5- 2 | | | | |
| 2- 3 | 0- 0 | 0- 0 | HOME | 0- 1 | 0- 1 | 2- 1 | | | | |
| 2- 2 | 0- 0 | 0- 1 | AWAY | 0- 0 | 0- 0 | 2- 1 | | | | |
| 1- 1 | 0- 0 | 0- 0 | NEUTRAL | 0- 1 | 0- 0 | 1- 0 | | | | |
| 3- 9 | 0- 0 | 0- 1 | CONFERENCE | 1- 3 | 0- 0 | 2- 5 | | | | |
| 3- 4 | 0- 0 | 0- 1 | HOME | 1- 1 | 0- 0 | 2- 2 | | | | |
| 0- 5 | 0- 0 | 0- 0 | AWAY | 0- 2 | 0- 0 | 0- 3 | | | | |
| 0- 0 | 0- 0 | 0- 0 | NEUTRAL | 0- 0 | 0- 0 | 0- 0 | | | | |

| RPI S | Opponent | Score | RPI S | Opponent | Score | RPI S | Opponent | Score | RPI S | Opponent | Score | Team's RPI: 276 |
|---------------------------|-----------------|-------|-------|-----------------|-------|-------|-----------------|-------|-------|--------------------|-------|-----------------|
| 37 | A Syracuse | 48 87 | 38 | H San Diego St. | 40 64 | 74 | A Wyoming | 60 77 | 135 | H Idaho St. | 55 64 | |
| | | | | | | 74 | H Wyoming | 70 68 | 189 | A San Francisco | 61 75 | |
| | | | | | | 80 | N San Diego | 70 77 | 194 | A New Mexico | 53 58 | |
| | | | | | | 97 | A Fresno St. | 57 70 | 194 | H New Mexico | 58 66 | |
| | | | | | | 97 | H Fresno St. | 65 83 | 224 | H Portland | 49 73 | |
| | | | | | | 99 | H Eastern Wash. | 63 74 | 225 | H South Dakota | 52 50 | |
| | | | | | | | | | 240 | H Colorado St. | 56 57 | |
| | | | | | | | | | 259 | A UNLV | 61 75 | |
| | | | | | | | | | 266 | H North Dakota St. | 80 61 | |
| | | | | | | | | | 269 | H Nevada | 67 58 | |
| | | | | | | | | | 286 | N UMKC | 71 64 | |
| | | | | | | | | | 304 | A Utah Valley | 80 63 | |
| | | | | | | | | | 326 | A Air Force | 72 77 | |
| | | | | | | | | | 326 | H Air Force | 66 65 | |
| | | | | | | | | | 328 | A Weber St. | 70 56 | |
| LAST 12 Division I GAMES: | | | | | | | | | | | | |
| 97 | H Fresno St. | 65 83 | 240 | H Colorado St. | 56 57 | | | | | | | |
| 326 | A Air Force | 72 77 | 269 | H Nevada | 67 58 | | | | | | | |
| 194 | H New Mexico | 58 66 | 97 | A Fresno St. | 57 70 | | | | | | | |
| 74 | A Wyoming | 60 77 | 326 | H Air Force | 66 65 | | | | | | | |
| 38 | H San Diego St. | 40 64 | 194 | A New Mexico | 53 58 | | | | | | | |
| 259 | A UNLV | 61 75 | 74 | H Wyoming | 70 68 | | | | | | | |

Non-Div I Games: Col. of Idaho 61 47 Carroll (MT) 76 64

Boise St.

■ Loss,
 ■ Non-Conf,
 ■ S Site,
 ■ H Home
 ■ A Away
 N Neutral

| | | | | | | | | | |
|-----------------------------|---------------|------------|----------------|-------------|---------------|------------|------------|----------|-----------|
| Average RPI Win: 157 | WON-LOST | WINNING | LAST 12 | STRENGTH OF | OPP. STRENGTH | TEAM | ADJ. | CONF. | ADJ CONF. |
| Average RPI Loss: 70 | RECORD | PCT. RANK | GAMES | SCHEDULE | OF SCHEDULE | RPI | RPI | RPI | RPI |
| DIV. I ONLY | 10- 17 | 241 | 2- 10 | 31 | 60 | 131 | 131 | 5 | 5 |
| DIV. I NON-CONF. | 6- 5 | 146 | 0- 0 | 76 | 183 | 121 | 121 | 4 | 4 |
| TOTALS | RPI 1-25 | RPI 26-50 | W-L RECORDS | RPI 51-100 | RPI 101-150 | RPI 150+ | | | |
| 10- 17 | 0- 7 | 0- 0 | OVERALL | 3- 5 | 2- 2 | 5- 3 | | | |
| 6- 8 | 0- 4 | 0- 0 | HOME | 3- 1 | 1- 1 | 2- 2 | | | |
| 3- 8 | 0- 3 | 0- 0 | AWAY | 0- 4 | 1- 0 | 2- 1 | | | |
| 1- 1 | 0- 0 | 0- 0 | NEUTRAL | 0- 0 | 0- 1 | 1- 0 | | | |
| 6- 5 | 0- 0 | 0- 0 | NON-CONFERENCE | 2- 3 | 0- 2 | 4- 0 | | | |
| 4- 2 | 0- 0 | 0- 0 | HOME | 2- 1 | 0- 1 | 2- 0 | | | |
| 1- 2 | 0- 0 | 0- 0 | AWAY | 0- 2 | 0- 0 | 1- 0 | | | |
| 1- 1 | 0- 0 | 0- 0 | NEUTRAL | 0- 0 | 0- 1 | 1- 0 | | | |
| 4- 12 | 0- 7 | 0- 0 | CONFERENCE | 1- 2 | 2- 0 | 1- 3 | | | |
| 2- 6 | 0- 4 | 0- 0 | HOME | 1- 0 | 1- 0 | 0- 2 | | | |
| 2- 6 | 0- 3 | 0- 0 | AWAY | 0- 2 | 1- 0 | 1- 1 | | | |
| 0- 0 | 0- 0 | 0- 0 | NEUTRAL | 0- 0 | 0- 0 | 0- 0 | | | |

| RPI 1-25 | | | | RPI 26-50 | | | | RPI 51-100 | | | | RPI 101+ Team's RPI: 131 | | | |
|---------------------------|---|----------------|--------------|-----------|---|--------------------|--------------|------------|---|--------------|--------------|--------------------------|---|--------------------|--------------|
| RPI | S | Opponent | Score | RPI | S | Opponent | Score | RPI | S | Opponent | Score | RPI | S | Opponent | Score |
| 6 | A | Duke | 56 80 | | | | | 54 | A | Miami (FL) | 54 79 | 106 | N | Sacred Heart | 48 54 |
| 6 | H | Duke | 53 90 | | | | | 59 | A | Boston U. | 46 52 | 109 | H | Arizona St. | 59 68 |
| 10 | A | Maryland | 62 85 | | | | | 64 | H | Rutgers | 58 56 | 120 | H | North Carolina St. | 81 69 |
| 10 | H | Maryland | 61 86 | | | | | 66 | H | BYU | 62 56 | 124 | A | Virginia Tech | 53 46 |
| 18 | H | North Carolina | 52 80 | | | | | 77 | A | Virginia | 57 69 | 156 | A | Holy Cross | 71 52 |
| 23 | A | Florida St. | 70 76 | | | | | 77 | H | Virginia | 61 49 | 166 | A | Clemson | 66 43 |
| 23 | H | Florida St. | 57 67 | | | | | 88 | A | Hampton | 57 60 | 166 | H | Clemson | 61 64 |
| | | | | | | | | 94 | H | Northwestern | 63 67 | 168 | A | Wake Forest | 59 61 |
| | | | | | | | | | | | | 168 | H | Wake Forest | 87 92 |
| | | | | | | | | | | | | 224 | N | Portland | 68 40 |
| | | | | | | | | | | | | 268 | H | New Hampshire | 64 59 |
| | | | | | | | | | | | | 300 | H | Vermont | 80 43 |
| LAST 12 Division I GAMES: | | | | | | | | | | | | | | | |
| 166 | H | Clemson | 61 64 | 10 | A | Maryland | 62 85 | | | | | | | | |
| 10 | H | Maryland | 61 86 | 120 | H | North Carolina St. | 81 69 | | | | | | | | |
| 54 | A | Miami (FL) | 54 79 | 6 | A | Duke | 56 80 | | | | | | | | |
| 77 | H | Virginia | 61 49 | 77 | A | Virginia | 57 69 | | | | | | | | |
| 168 | A | Wake Forest | 59 61 | 168 | H | Wake Forest | 87 92 | | | | | | | | |
| 18 | H | North Carolina | 52 80 | 23 | H | Florida St. | 57 67 | | | | | | | | |

Non-Div I Games:

Boston College

■ Loss,
 ■ Non-Conf,
 ■ S Site,
 ■ H Home
 ■ A Away
 N Neutral

| | | | | | | | | | | |
|-------------------|----------|-----------|----------------|------------|-------------|---------------|------|------|-------|-----------|
| Average RPI Win: | 217 | WON-LOST | WINNING | LAST 12 | STRENGTH OF | OPP. STRENGTH | TEAM | ADJ. | CONF. | ADJ CONF. |
| Average RPI Loss: | 68 | RECORD | PCT. RANK | GAMES | SCHEDULE | OF SCHEDULE | RPI | RPI | RPI | RPI |
| DIV. I ONLY | 23- 5 | 21 | 10- 2 | 186 | 152 | 59 | 59 | 22 | 22 | |
| DIV. I NON-CONF. | 10- 3 | 50 | 0- 0 | 164 | 29 | 57 | 57 | 24 | 24 | |
| TOTALS | RPI 1-25 | RPI 26-50 | W-L RECORDS | RPI 51-100 | RPI 101-150 | RPI 150+ | | | | |
| 23- 5 | 0- 0 | 2- 2 | OVERALL | 4- 2 | 1- 1 | 16- 0 | | | | |
| 11- 2 | 0- 0 | 1- 1 | HOME | 3- 1 | 1- 0 | 6- 0 | | | | |
| 11- 3 | 0- 0 | 1- 1 | AWAY | 1- 1 | 0- 1 | 9- 0 | | | | |
| 1- 0 | 0- 0 | 0- 0 | NEUTRAL | 0- 0 | 0- 0 | 1- 0 | | | | |
| 10- 3 | 0- 0 | 2- 2 | NON-CONFERENCE | 2- 0 | 1- 1 | 5- 0 | | | | |
| 5- 1 | 0- 0 | 1- 1 | HOME | 2- 0 | 1- 0 | 1- 0 | | | | |
| 4- 2 | 0- 0 | 1- 1 | AWAY | 0- 0 | 0- 1 | 3- 0 | | | | |
| 1- 0 | 0- 0 | 0- 0 | NEUTRAL | 0- 0 | 0- 0 | 1- 0 | | | | |
| 13- 2 | 0- 0 | 0- 0 | CONFERENCE | 2- 2 | 0- 0 | 11- 0 | | | | |
| 6- 1 | 0- 0 | 0- 0 | HOME | 1- 1 | 0- 0 | 5- 0 | | | | |
| 7- 1 | 0- 0 | 0- 0 | AWAY | 1- 1 | 0- 0 | 6- 0 | | | | |
| 0- 0 | 0- 0 | 0- 0 | NEUTRAL | 0- 0 | 0- 0 | 0- 0 | | | | |

| RPI 1-25 | | | RPI 26-50 | | | RPI 51-100 | | | Team's RPI: 59 | | | RPI 101+ | | | |
|---------------------------|---|----------|-----------|-----|---|-----------------|-------|-----|----------------|---------------|-------|----------|---|---------------------|-------|
| RPI | S | Opponent | Score | RPI | S | Opponent | Score | RPI | S | Opponent | Score | RPI | S | Opponent | Score |
| | | | | 30 | A | Michigan | 58 67 | 75 | A | Albany (NY) | 72 79 | 116 | A | Northeastern | 62 73 |
| | | | | 40 | H | St. John's (NY) | 66 49 | 75 | H | Albany (NY) | 50 57 | 131 | H | Boston College | 52 46 |
| | | | | 42 | H | West Virginia | 57 60 | 95 | H | Harvard | 68 61 | 202 | A | Lehigh | 72 44 |
| | | | | 47 | A | Marist | 62 56 | 98 | H | Richmond | 70 61 | 226 | A | Stony Brook | 72 61 |
| | | | | | | | | 100 | A | Hartford | 45 39 | 226 | H | Stony Brook | 64 45 |
| | | | | | | | | 100 | H | Hartford | 42 40 | 247 | A | Eastern Mich. | 66 55 |
| | | | | | | | | | | | | 251 | N | Fairleigh Dickinson | 68 42 |
| | | | | | | | | | | | | 268 | A | New Hampshire | 55 53 |
| | | | | | | | | | | | | 268 | H | New Hampshire | 59 45 |
| | | | | | | | | | | | | 275 | A | UMBC | 63 49 |
| | | | | | | | | | | | | 275 | H | UMBC | 72 51 |
| | | | | | | | | | | | | 296 | H | Massachusetts | 73 50 |
| | | | | | | | | | | | | 300 | A | Vermont | 56 47 |
| | | | | | | | | | | | | 300 | H | Vermont | 58 30 |
| | | | | | | | | | | | | 301 | A | Rhode Island | 54 29 |
| | | | | | | | | | | | | 309 | A | Binghamton | 73 51 |
| | | | | | | | | | | | | 309 | H | Binghamton | 57 52 |
| | | | | | | | | | | | | 321 | A | Maine | 85 54 |
| LAST 12 Division I GAMES: | | | | | | | | | | | | | | | |
| | | | | 275 | H | UMBC | 72 51 | 100 | H | Hartford | 42 40 | | | | |
| | | | | 75 | A | Albany (NY) | 72 79 | 275 | A | UMBC | 63 49 | | | | |
| | | | | 268 | H | New Hampshire | 59 45 | 75 | H | Albany (NY) | 50 57 | | | | |
| | | | | 300 | A | Vermont | 56 47 | 268 | A | New Hampshire | 55 53 | | | | |
| | | | | 309 | A | Binghamton | 73 51 | 321 | A | Maine | 85 54 | | | | |
| | | | | 226 | H | Stony Brook | 64 45 | 309 | H | Binghamton | 57 52 | | | | |

Non-Div I Games:

Boston U.

■ Loss,
 ■ Non-Conf,
 ■ S Site,
 ■ H Home
 ■ A Away
 N Neutral

Bowling Green

Through Games Of Sunday, February 24, 2013

| | | | | | | | | | | |
|-------------------|----------|-----------|----------------|------------|-------------|---------------|------|------|-------|-----------|
| Average RPI Win: | 196 | WON-LOST | WINNING | LAST 12 | STRENGTH OF | OPP. STRENGTH | TEAM | ADJ. | CONF. | ADJ CONF. |
| Average RPI Loss: | 114 | RECORD | PCT. RANK | GAMES | SCHEDULE | OF SCHEDULE | RPI | RPI | RPI | RPI |
| DIV. I ONLY | 16- 9 | 90 | 7- 5 | 136 | 142 | 96 | 96 | 18 | 18 | |
| DIV. I NON-CONF. | 8- 4 | 84 | 0- 0 | 98 | 39 | 78 | 78 | 17 | 17 | |
| TOTALS | RPI 1-25 | RPI 26-50 | W-L RECORDS | RPI 51-100 | RPI 101-150 | RPI 150+ | | | | |
| 16- 9 | 1- 2 | 0- 1 | OVERALL | 3- 0 | 2- 5 | 10- 1 | | | | |
| 8- 4 | 1- 0 | 0- 1 | HOME | 2- 0 | 2- 3 | 3- 0 | | | | |
| 8- 4 | 0- 1 | 0- 0 | AWAY | 1- 0 | 0- 2 | 7- 1 | | | | |
| 0- 1 | 0- 1 | 0- 0 | NEUTRAL | 0- 0 | 0- 0 | 0- 0 | | | | |
| 8- 4 | 1- 2 | 0- 0 | NON-CONFERENCE | 2- 0 | 1- 2 | 4- 0 | | | | |
| 4- 2 | 1- 0 | 0- 0 | HOME | 1- 0 | 1- 2 | 1- 0 | | | | |
| 4- 1 | 0- 1 | 0- 0 | AWAY | 1- 0 | 0- 0 | 3- 0 | | | | |
| 0- 1 | 0- 1 | 0- 0 | NEUTRAL | 0- 0 | 0- 0 | 0- 0 | | | | |
| 8- 5 | 0- 0 | 0- 1 | CONFERENCE | 1- 0 | 1- 3 | 6- 1 | | | | |
| 4- 2 | 0- 0 | 0- 1 | HOME | 1- 0 | 1- 1 | 2- 0 | | | | |
| 4- 3 | 0- 0 | 0- 0 | AWAY | 0- 0 | 0- 2 | 4- 1 | | | | |
| 0- 0 | 0- 0 | 0- 0 | NEUTRAL | 0- 0 | 0- 0 | 0- 0 | | | | |

| RPI 1-25 | | | | RPI 26-50 | | | | RPI 51-100 Team's RPI: 96 | | | | RPI 101+ | | | |
|---------------------------|---|---------------|-------|-----------|---|---------------|-------|---------------------------|---|---------------|-------|----------|---|---------------|-------|
| RPI | S | Opponent | Score | RPI | S | Opponent | Score | RPI | S | Opponent | Score | RPI | S | Opponent | Score |
| 13 | H | Dayton | 65 40 | 43 | H | Toledo | 38 48 | 60 | H | Central Mich. | 84 59 | 107 | H | Butler | 67 47 |
| 16 | A | Purdue | 45 59 | | | | | 74 | H | Wyoming | 79 69 | 126 | H | Temple | 56 70 |
| 22 | N | Villanova | 42 53 | | | | | 94 | A | Northwestern | 60 37 | 132 | A | Akron | 63 68 |
| | | | | | | | | | | | | 132 | H | Akron | 74 61 |
| | | | | | | | | | | | | 142 | A | Miami (OH) | 61 76 |
| | | | | | | | | | | | | 142 | H | Miami (OH) | 54 57 |
| | | | | | | | | | | | | 146 | H | UCF | 56 59 |
| | | | | | | | | | | | | 201 | H | Ball St. | 73 42 |
| | | | | | | | | | | | | 230 | A | Niagara | 79 74 |
| | | | | | | | | | | | | 240 | H | Colorado St. | 71 49 |
| | | | | | | | | | | | | 247 | A | Eastern Mich. | 61 47 |
| | | | | | | | | | | | | 257 | A | Buffalo | 61 56 |
| | | | | | | | | | | | | 259 | A | UNLV | 64 54 |
| | | | | | | | | | | | | 260 | A | Northern Ill. | 60 49 |
| | | | | | | | | | | | | 261 | A | Western Mich. | 54 55 |
| | | | | | | | | | | | | 296 | A | Massachusetts | 64 61 |
| | | | | | | | | | | | | 323 | A | Ohio | 67 41 |
| | | | | | | | | | | | | 337 | H | Kent St. | 69 33 |
| LAST 12 Division I GAMES: | | | | | | | | | | | | | | | |
| 142 | A | Miami (OH) | 61 76 | 132 | A | Akron | 63 68 | | | | | | | | |
| 132 | H | Akron | 74 61 | 247 | A | Eastern Mich. | 61 47 | | | | | | | | |
| 260 | A | Northern Ill. | 60 49 | 142 | H | Miami (OH) | 54 57 | | | | | | | | |
| 261 | A | Western Mich. | 54 55 | 323 | A | Ohio | 67 41 | | | | | | | | |
| 257 | A | Buffalo | 61 56 | 201 | H | Ball St. | 73 42 | | | | | | | | |
| 60 | H | Central Mich. | 84 59 | 43 | H | Toledo | 38 48 | | | | | | | | |

Non-Div I Games: Madonna 68 57

Bowling Green

■ Loss,
 ■ Non-Conf,
 ■ S Site,
 ■ Home
 ■ Away
 N Neutral

Bradley

Through Games Of Sunday, February 24, 2013

| | | | | | | | | | | |
|-------------------|----------|-----------|----------------|------------|-------------|---------------|------|------|-------|-----------|
| Average RPI Win: | 190 | WON-LOST | WINNING | LAST 12 | STRENGTH OF | OPP. STRENGTH | TEAM | ADJ. | CONF. | ADJ CONF. |
| Average RPI Loss: | 121 | RECORD | PCT. RANK | GAMES | SCHEDULE | OF SCHEDULE | RPI | RPI | RPI | RPI |
| DIV. I ONLY | 11- 14 | 199 | 5- 7 | 118 | 114 | 172 | 172 | 10 | 10 | |
| DIV. I NON-CONF. | 6- 5 | 146 | 0- 0 | 133 | 181 | 114 | 114 | 9 | 9 | |
| TOTALS | RPI 1-25 | RPI 26-50 | W-L RECORDS | RPI 51-100 | RPI 101-150 | RPI 150+ | | | | |
| 11- 14 | 0- 2 | 0- 0 | OVERALL | 2- 5 | 2- 1 | 7- 6 | | | | |
| 7- 4 | 0- 1 | 0- 0 | HOME | 0- 2 | 1- 0 | 6- 1 | | | | |
| 4- 9 | 0- 1 | 0- 0 | AWAY | 2- 2 | 1- 1 | 1- 5 | | | | |
| 0- 1 | 0- 0 | 0- 0 | NEUTRAL | 0- 1 | 0- 0 | 0- 0 | | | | |
| 6- 5 | 0- 0 | 0- 0 | NON-CONFERENCE | 1- 3 | 2- 0 | 3- 2 | | | | |
| 3- 1 | 0- 0 | 0- 0 | HOME | 0- 1 | 1- 0 | 2- 0 | | | | |
| 3- 3 | 0- 0 | 0- 0 | AWAY | 1- 1 | 1- 0 | 1- 2 | | | | |
| 0- 1 | 0- 0 | 0- 0 | NEUTRAL | 0- 1 | 0- 0 | 0- 0 | | | | |
| 5- 9 | 0- 2 | 0- 0 | CONFERENCE | 1- 2 | 0- 1 | 4- 4 | | | | |
| 4- 3 | 0- 1 | 0- 0 | HOME | 0- 1 | 0- 0 | 4- 1 | | | | |
| 1- 6 | 0- 1 | 0- 0 | AWAY | 1- 1 | 0- 1 | 0- 3 | | | | |
| 0- 0 | 0- 0 | 0- 0 | NEUTRAL | 0- 0 | 0- 0 | 0- 0 | | | | |

| RPI 1-25 | | | | RPI 26-50 | | | | RPI 51-100 | | | | RPI 101+ Team's RPI: 172 | | | |
|---------------------------|---|---------------|-------|-----------|---|--------------|-------|------------|---|---------------|-------|--------------------------|---|----------------|---------|
| RPI | S | Opponent | Score | RPI | S | Opponent | Score | RPI | S | Opponent | Score | RPI | S | Opponent | Score |
| 24 | A | Creighton | 67 79 | | | | | 55 | A | Illinois | 83 77 | 102 | A | Eastern Ill. | 66 65 |
| 24 | H | Creighton | 65 83 | | | | | 58 | A | South Fla. | 50 60 | 114 | A | Indiana St. | 54 55 |
| | | | | | | | | 60 | H | Central Mich. | 58 73 | 115 | H | Winthrop | 80 64 |
| | | | | | | | | 70 | A | Illinois St. | 65 81 | 151 | A | Missouri St. | 86 91 |
| | | | | | | | | 79 | A | Wichita St. | 75 55 | 151 | H | Missouri St. | 80 79 |
| | | | | | | | | 79 | H | Wichita St. | 58 62 | 152 | A | UNI | 45 70 |
| | | | | | | | | 91 | N | Tulane | 69 74 | 152 | H | UNI | 72 77 |
| | | | | | | | | | | | | 193 | H | Evansville | 78 52 |
| | | | | | | | | | | | | 222 | A | Milwaukee | 112 116 |
| | | | | | | | | | | | | 246 | A | Western Ill. | 81 92 |
| | | | | | | | | | | | | 257 | A | Drake | 62 66 |
| | | | | | | | | | | | | 257 | H | Drake | 93 84 |
| | | | | | | | | | | | | 260 | H | Northern Ill. | 67 58 |
| | | | | | | | | | | | | 280 | H | Ill.-Chicago | 66 52 |
| | | | | | | | | | | | | 287 | A | Northern Ariz. | 95 83 |
| | | | | | | | | | | | | 313 | H | Southern Ill. | 90 48 |
| LAST 12 Division I GAMES: | | | | | | | | | | | | | | | |
| 24 | H | Creighton | 65 83 | 193 | H | Evansville | 78 52 | | | | | | | | |
| 257 | H | Drake | 93 84 | 24 | A | Creighton | 67 79 | | | | | | | | |
| 152 | A | UNI | 45 70 | 257 | A | Drake | 62 66 | | | | | | | | |
| 79 | A | Wichita St. | 75 55 | 152 | H | UNI | 72 77 | | | | | | | | |
| 151 | A | Missouri St. | 86 91 | 151 | H | Missouri St. | 80 79 | | | | | | | | |
| 313 | H | Southern Ill. | 90 48 | 79 | H | Wichita St. | 58 62 | | | | | | | | |

Non-Div I Games:

Bradley

■ Loss,
■ Non-Conf,
■ S Site,
■ H Home
■ A Away
N Neutral

| | | | | | | | | | | |
|-------------------|----------|-----------|----------------|------------|-------------|---------------|------|------|-------|-----------|
| Average RPI Win: | 262 | WON-LOST | WINNING | LAST 12 | STRENGTH OF | OPP. STRENGTH | TEAM | ADJ. | CONF. | ADJ CONF. |
| Average RPI Loss: | 185 | RECORD | PCT. RANK | GAMES | SCHEDULE | OF SCHEDULE | RPI | RPI | RPI | RPI |
| DIV. I ONLY | 8- 16 | 269 | 3- 9 | 304 | 246 | 298 | 298 | 19 | 19 | |
| DIV. I NON-CONF. | 6- 8 | 206 | 1- 1 | 293 | 316 | 261 | 261 | 18 | 18 | |
| TOTALS | RPI 1-25 | RPI 26-50 | W-L RECORDS | RPI 51-100 | RPI 101-150 | RPI 150+ | | | | |
| 8- 16 | 0- 1 | 0- 1 | OVERALL | 0- 2 | 0- 0 | 8- 12 | | | | |
| 4- 7 | 0- 0 | 0- 1 | HOME | 0- 1 | 0- 0 | 4- 5 | | | | |
| 3- 9 | 0- 1 | 0- 0 | AWAY | 0- 1 | 0- 0 | 3- 7 | | | | |
| 1- 0 | 0- 0 | 0- 0 | NEUTRAL | 0- 0 | 0- 0 | 1- 0 | | | | |
| 6- 8 | 0- 1 | 0- 0 | NON-CONFERENCE | 0- 0 | 0- 0 | 6- 7 | | | | |
| 4- 2 | 0- 0 | 0- 0 | HOME | 0- 0 | 0- 0 | 4- 2 | | | | |
| 1- 6 | 0- 1 | 0- 0 | AWAY | 0- 0 | 0- 0 | 1- 5 | | | | |
| 1- 0 | 0- 0 | 0- 0 | NEUTRAL | 0- 0 | 0- 0 | 1- 0 | | | | |
| 2- 8 | 0- 0 | 0- 1 | CONFERENCE | 0- 2 | 0- 0 | 2- 5 | | | | |
| 0- 5 | 0- 0 | 0- 1 | HOME | 0- 1 | 0- 0 | 0- 3 | | | | |
| 2- 3 | 0- 0 | 0- 0 | AWAY | 0- 1 | 0- 0 | 2- 2 | | | | |
| 0- 0 | 0- 0 | 0- 0 | NEUTRAL | 0- 0 | 0- 0 | 0- 0 | | | | |

| RPI 1-25 | | | | RPI 26-50 | | | | RPI 51-100 | | | | RPI 101+ Team's RPI: 298 | | | |
|---------------------------|---|-----------|-------|-----------|---|-----------|-------|------------|---|------------|-------|--------------------------|---|---------------|-------|
| RPI | S | Opponent | Score | RPI | S | Opponent | Score | RPI | S | Opponent | Score | RPI | S | Opponent | Score |
| 10 | A | Maryland | 36 76 | 28 | H | Princeton | 37 68 | 95 | A | Harvard | 71 77 | 156 | A | Holy Cross | 66 83 |
| | | | | | | | | 95 | H | Harvard | 58 68 | 161 | H | Army | 48 45 |
| | | | | | | | | | | | | 179 | A | Fairfield | 34 49 |
| | | | | | | | | | | | | 182 | A | Yale | 68 67 |
| | | | | | | | | | | | | 182 | H | Yale | 47 59 |
| | | | | | | | | | | | | 186 | H | Penn | 48 65 |
| | | | | | | | | | | | | 188 | H | Rider | 47 57 |
| | | | | | | | | | | | | 208 | A | Lafayette | 32 56 |
| | | | | | | | | | | | | 223 | A | Dartmouth | 59 39 |
| | | | | | | | | | | | | 223 | H | Dartmouth | 41 49 |
| | | | | | | | | | | | | 235 | A | Pittsburgh | 57 58 |
| | | | | | | | | | | | | 264 | A | Cornell | 58 60 |
| | | | | | | | | | | | | 268 | H | New Hampshire | 50 43 |
| | | | | | | | | | | | | 273 | H | Bryant | 58 81 |
| | | | | | | | | | | | | 292 | H | NJIT | 53 51 |
| | | | | | | | | | | | | 300 | A | Vermont | 56 66 |
| | | | | | | | | | | | | 301 | A | Rhode Island | 55 51 |
| | | | | | | | | | | | | 331 | H | Saint Peter's | 82 48 |
| | | | | | | | | | | | | 334 | N | UMES | 57 46 |
| | | | | | | | | | | | | 340 | A | Columbia | 51 62 |
| LAST 12 Division I GAMES: | | | | | | | | | | | | | | | |
| 223 | A | Dartmouth | 59 39 | 95 | H | Harvard | 58 68 | 223 | H | Dartmouth | 41 49 | | | | |
| 95 | A | Harvard | 71 77 | 182 | H | Yale | 47 59 | 182 | A | Yale | 68 67 | | | | |
| 264 | A | Cornell | 58 60 | 292 | H | NJIT | 53 51 | 156 | A | Holy Cross | 66 83 | | | | |
| 340 | A | Columbia | 51 62 | | | | | | | | | | | | |
| 186 | H | Penn | 48 65 | | | | | | | | | | | | |
| 28 | H | Princeton | 37 68 | | | | | | | | | | | | |

Non-Div I Games:

Brown

| | | | | | | | | | | |
|-------------------|----------|-----------|----------------|------------|-------------|---------------|------|------|-------|-----------|
| Average RPI Win: | 279 | WON-LOST | WINNING | LAST 12 | STRENGTH OF | OPP. STRENGTH | TEAM | ADJ. | CONF. | ADJ CONF. |
| Average RPI Loss: | 178 | RECORD | PCT. RANK | GAMES | SCHEDULE | OF SCHEDULE | RPI | RPI | RPI | RPI |
| DIV. I ONLY | 10- 15 | 226 | 6- 6 | 315 | 301 | 273 | 273 | 24 | 24 | |
| DIV. I NON-CONF. | 4- 7 | 231 | 0- 1 | 295 | 303 | 284 | 284 | 22 | 22 | |
| TOTALS | RPI 1-25 | RPI 26-50 | W-L RECORDS | RPI 51-100 | RPI 101-150 | RPI 150+ | | | | |
| 10- 15 | 0- 0 | 0- 1 | OVERALL | 0- 1 | 0- 3 | 10- 10 | | | | |
| 4- 7 | 0- 0 | 0- 1 | HOME | 0- 0 | 0- 0 | 4- 6 | | | | |
| 6- 8 | 0- 0 | 0- 0 | AWAY | 0- 1 | 0- 3 | 6- 4 | | | | |
| 0- 0 | 0- 0 | 0- 0 | NEUTRAL | 0- 0 | 0- 0 | 0- 0 | | | | |
| 4- 7 | 0- 0 | 0- 0 | NON-CONFERENCE | 0- 1 | 0- 1 | 4- 5 | | | | |
| 2- 3 | 0- 0 | 0- 0 | HOME | 0- 0 | 0- 0 | 2- 3 | | | | |
| 2- 4 | 0- 0 | 0- 0 | AWAY | 0- 1 | 0- 1 | 2- 2 | | | | |
| 0- 0 | 0- 0 | 0- 0 | NEUTRAL | 0- 0 | 0- 0 | 0- 0 | | | | |
| 6- 8 | 0- 0 | 0- 1 | CONFERENCE | 0- 0 | 0- 2 | 6- 5 | | | | |
| 2- 4 | 0- 0 | 0- 1 | HOME | 0- 0 | 0- 0 | 2- 3 | | | | |
| 4- 4 | 0- 0 | 0- 0 | AWAY | 0- 0 | 0- 2 | 4- 2 | | | | |
| 0- 0 | 0- 0 | 0- 0 | NEUTRAL | 0- 0 | 0- 0 | 0- 0 | | | | |

| RPI S | Opponent | Score | RPI S | Opponent | Score | RPI S | Opponent | Score | RPI S | Opponent | Score | Team's RPI: 273 |
|---------------------------|------------------------|-------|-------|------------------|-------|-------|-----------------------|-------|-------|------------------------|-------|-----------------|
| 44 | H Quinnipiac | 62 85 | 63 | A Youngstown St. | 59 75 | 106 | A Sacred Heart | 44 62 | 130 | A Saint Francis (PA) | 76 81 | |
| | | | | | | 132 | A Akron | 56 78 | 156 | H Holy Cross | 66 68 | |
| | | | | | | 161 | A Army | 51 67 | 164 | A Iona | 77 71 | |
| | | | | | | 182 | H Yale | 65 78 | 190 | A Monmouth | 58 55 | |
| | | | | | | 211 | A Central Conn. St. | 50 59 | 211 | H Central Conn. St. | 66 76 | |
| | | | | | | 223 | H Dartmouth | 53 64 | 233 | A Mt. St. Mary's | 69 62 | |
| | | | | | | 233 | H Mt. St. Mary's | 84 86 | 250 | H St. Francis Brooklyn | 57 68 | |
| | | | | | | 251 | A Fairleigh Dickinson | 66 53 | 267 | A Robert Morris | 69 71 | |
| | | | | | | 298 | A Brown | 81 58 | 301 | A Rhode Island | 50 65 | |
| | | | | | | 321 | H Maine | 44 40 | 324 | H LIU Brooklyn | 64 49 | |
| | | | | | | 333 | A Wagner | 71 53 | 333 | H Wagner | 65 47 | |
| | | | | | | 340 | H Columbia | 68 54 | | | | |
| LAST 12 Division I GAMES: | | | | | | | | | | | | |
| 211 | H Central Conn. St. | 66 76 | 106 | A Sacred Heart | 44 62 | | | | | | | |
| 233 | A Mt. St. Mary's | 69 62 | 324 | H LIU Brooklyn | 64 49 | | | | | | | |
| 333 | A Wagner | 71 53 | 333 | H Wagner | 65 47 | | | | | | | |
| 250 | H St. Francis Brooklyn | 57 68 | 233 | H Mt. St. Mary's | 84 86 | | | | | | | |
| 251 | A Fairleigh Dickinson | 66 53 | 182 | H Yale | 65 78 | | | | | | | |
| 190 | A Monmouth | 58 55 | 44 | H Quinnipiac | 62 85 | | | | | | | |

Non-Div I Games:

Bryant

■ Loss,
 ■ Non-Conf, S Site,
 ■ Home
 ■ Away
 N Neutral

| | | | | | | | | | | |
|-------------------|----------|-----------|----------------|------------|-------------|---------------|------|------|-------|-----------|
| Average RPI Win: | 253 | WON-LOST | WINNING | LAST 12 | STRENGTH OF | OPP. STRENGTH | TEAM | ADJ. | CONF. | ADJ CONF. |
| Average RPI Loss: | 171 | RECORD | PCT. RANK | GAMES | SCHEDULE | OF SCHEDULE | RPI | RPI | RPI | RPI |
| DIV. I ONLY | 13- 14 | 166 | 4- 8 | 245 | 284 | 218 | 218 | 15 | 15 | |
| DIV. I NON-CONF. | 9- 6 | 125 | 0- 0 | 288 | 319 | 195 | 195 | 19 | 19 | |
| TOTALS | RPI 1-25 | RPI 26-50 | W-L RECORDS | RPI 51-100 | RPI 101-150 | RPI 150+ | | | | |
| 13- 14 | 0- 0 | 0- 0 | OVERALL | 0- 1 | 0- 3 | 13- 10 | | | | |
| 7- 6 | 0- 0 | 0- 0 | HOME | 0- 0 | 0- 2 | 7- 4 | | | | |
| 6- 8 | 0- 0 | 0- 0 | AWAY | 0- 1 | 0- 1 | 6- 6 | | | | |
| 0- 0 | 0- 0 | 0- 0 | NEUTRAL | 0- 0 | 0- 0 | 0- 0 | | | | |
| 9- 6 | 0- 0 | 0- 0 | NON-CONFERENCE | 0- 1 | 0- 1 | 9- 4 | | | | |
| 5- 2 | 0- 0 | 0- 0 | HOME | 0- 0 | 0- 1 | 5- 1 | | | | |
| 4- 4 | 0- 0 | 0- 0 | AWAY | 0- 1 | 0- 0 | 4- 3 | | | | |
| 0- 0 | 0- 0 | 0- 0 | NEUTRAL | 0- 0 | 0- 0 | 0- 0 | | | | |
| 4- 8 | 0- 0 | 0- 0 | CONFERENCE | 0- 0 | 0- 2 | 4- 6 | | | | |
| 2- 4 | 0- 0 | 0- 0 | HOME | 0- 0 | 0- 1 | 2- 3 | | | | |
| 2- 4 | 0- 0 | 0- 0 | AWAY | 0- 0 | 0- 1 | 2- 3 | | | | |
| 0- 0 | 0- 0 | 0- 0 | NEUTRAL | 0- 0 | 0- 0 | 0- 0 | | | | |

| RPI 1-25 | | | | RPI 26-50 | | | | RPI 51-100 | | | | RPI 101+ | | | | Team's RPI: 218 | |
|---------------------------|---|----------|-------|-----------|---|------------|-------|------------|---|----------------|-------|------------|-----|--------------------|-------|-----------------|----|
| RPI | S | Opponent | Score | RPI | S | Opponent | Score | RPI | S | Opponent | Score | RPI | S | Opponent | Score | | |
| | | | | | | | | 63 | A | Youngstown St. | 51 | 69 | 112 | A | Navy | 40 | 61 |
| | | | | | | | | | | | | 123 | H | American | 58 | 66 | |
| | | | | | | | | | | | | 130 | H | Saint Francis (PA) | 54 | 62 | |
| | | | | | | | | | | | | 156 | A | Holy Cross | 49 | 57 | |
| | | | | | | | | | | | | 156 | H | Holy Cross | 62 | 59 | |
| | | | | | | | | | | | | 161 | A | Army | 60 | 68 | |
| | | | | | | | | | | | | 161 | H | Army | 35 | 44 | |
| | | | | | | | | | | | | 182 | A | Yale | 62 | 82 | |
| | | | | | | | | | | | | 186 | A | Penn | 53 | 58 | |
| | | | | | | | | | | | | 196 | A | Xavier | 62 | 71 | |
| | | | | | | | | | | | | 202 | A | Lehigh | 53 | 37 | |
| | | | | | | | | | | | | 202 | H | Lehigh | 37 | 49 | |
| | | | | | | | | | | | | 208 | A | Lafayette | 50 | 49 | |
| | | | | | | | | | | | | 208 | H | Lafayette | 61 | 66 | |
| | | | | | | | | | | | | 230 | H | Niagara | 77 | 69 | |
| | | | | | | | | | | | | 233 | H | Mt. St. Mary's | 55 | 43 | |
| | | | | | | | | | | | | 238 | H | Longwood | 52 | 60 | |
| | | | | | | | | | | | | 257 | H | Buffalo | 78 | 71 | |
| | | | | | | | | | | | | 264 | H | Cornell | 64 | 39 | |
| | | | | | | | | | | | | 270 | A | Colgate | 51 | 58 | |
| | | | | | | | | | | | | 270 | H | Colgate | 53 | 51 | |
| | | | | | | | | | | | | 272 | A | Canisius | 59 | 50 | |
| | | | | | | | | | | | | 279 | A | Towson | 75 | 62 | |
| | | | | | | | | | | | | 291 | A | Morgan St. | 72 | 64 | |
| | | | | | | | | | | | | 292 | H | NJIT | 52 | 35 | |
| | | | | | | | | | | | | 331 | A | Saint Peter's | 69 | 62 | |
| LAST 12 Division I GAMES: | | | | | | | | | | | | | | | | | |
| | | | | 156 | A | Holy Cross | 49 | 57 | | 123 | H | American | 58 | 66 | | | |
| | | | | 202 | H | Lehigh | 37 | 49 | | 156 | H | Holy Cross | 62 | 59 | | | |
| | | | | 208 | H | Lafayette | 61 | 66 | | 202 | A | Lehigh | 53 | 37 | | | |
| | | | | 270 | A | Colgate | 51 | 58 | | 208 | A | Lafayette | 50 | 49 | | | |
| | | | | 161 | H | Army | 35 | 44 | | 270 | H | Colgate | 53 | 51 | | | |
| | | | | 112 | A | Navy | 40 | 61 | | 161 | A | Army | 60 | 68 | | | |

Non-Div I Games:

Bucknell

■ Loss,
 ■ Non-Conf, S Site,
 ■ Home
 ■ Away
 N Neutral

| Average RPI Win: | 269 | WON-LOST | WINNING | LAST 12 | STRENGTH OF | OPP. STRENGTH | TEAM | ADJ. | CONF. | ADJ CONF. |
|-------------------|----------|-----------|----------------|------------|-------------|---------------|------|------|-------|-----------|
| Average RPI Loss: | 153 | RECORD | PCT. RANK | GAMES | SCHEDULE | OF SCHEDULE | RPI | RPI | RPI | RPI |
| DIV. I ONLY | 9- 17 | 258 | 6- 6 | 197 | 223 | 257 | 257 | 18 | 18 | |
| DIV. I NON-CONF. | 2- 11 | 313 | 0- 0 | 195 | 230 | 307 | 307 | 17 | 17 | |
| TOTALS | RPI 1-25 | RPI 26-50 | W-L RECORDS | RPI 51-100 | RPI 101-150 | RPI 150+ | | | | |
| 9- 17 | 0- 1 | 0- 2 | OVERALL | 0- 3 | 1- 3 | 8- 8 | | | | |
| 4- 8 | 0- 0 | 0- 1 | HOME | 0- 2 | 0- 1 | 4- 4 | | | | |
| 5- 8 | 0- 1 | 0- 1 | AWAY | 0- 1 | 1- 1 | 4- 4 | | | | |
| 0- 1 | 0- 0 | 0- 0 | NEUTRAL | 0- 0 | 0- 1 | 0- 0 | | | | |
| 2- 11 | 0- 1 | 0- 1 | NON-CONFERENCE | 0- 1 | 0- 1 | 2- 7 | | | | |
| 1- 5 | 0- 0 | 0- 1 | HOME | 0- 1 | 0- 0 | 1- 3 | | | | |
| 1- 5 | 0- 1 | 0- 0 | AWAY | 0- 0 | 0- 0 | 1- 4 | | | | |
| 0- 1 | 0- 0 | 0- 0 | NEUTRAL | 0- 0 | 0- 1 | 0- 0 | | | | |
| 7- 6 | 0- 0 | 0- 1 | CONFERENCE | 0- 2 | 1- 2 | 6- 1 | | | | |
| 3- 3 | 0- 0 | 0- 0 | HOME | 0- 1 | 0- 1 | 3- 1 | | | | |
| 4- 3 | 0- 0 | 0- 1 | AWAY | 0- 1 | 1- 1 | 3- 0 | | | | |
| 0- 0 | 0- 0 | 0- 0 | NEUTRAL | 0- 0 | 0- 0 | 0- 0 | | | | |

| RPI S | Opponent | Score | RPI S | Opponent | Score | RPI S | Opponent | Score | RPI S | Opponent | Score | Team's RPI: 257 |
|---------------------------|-----------------|-------|-------|-----------------|-------|-------|------------------|-------|-------|-------------------|-------|-----------------|
| 13 | A Dayton | 44 68 | 34 | H Duquesne | 52 78 | 60 | A Central Mich. | 51 86 | 102 | N Eastern Ill. | 73 89 | |
| | | | 43 | A Toledo | 44 59 | 63 | H Youngstown St. | 50 60 | 132 | A Akron | 57 75 | |
| | | | | | | 96 | H Bowling Green | 56 61 | 142 | A Miami (OH) | 78 70 | |
| | | | | | | | | | 142 | H Miami (OH) | 56 69 | |
| | | | | | | | | | 201 | H Ball St. | 55 69 | |
| | | | | | | | | | 207 | A Wright St. | 51 66 | |
| | | | | | | | | | 217 | H St. Bonaventure | 55 64 | |
| | | | | | | | | | 218 | A Bucknell | 71 78 | |
| | | | | | | | | | 230 | H Niagara | 65 51 | |
| | | | | | | | | | 235 | H Pittsburgh | 77 91 | |
| | | | | | | | | | 247 | A Eastern Mich. | 79 63 | |
| | | | | | | | | | 260 | H Northern Ill. | 60 53 | |
| | | | | | | | | | 261 | H Western Mich. | 63 44 | |
| | | | | | | | | | 264 | A Cornell | 43 70 | |
| | | | | | | | | | 272 | A Canisius | 57 73 | |
| | | | | | | | | | 294 | A Oakland | 61 59 | |
| | | | | | | | | | 309 | H Binghamton | 60 65 | |
| | | | | | | | | | 323 | A Ohio | 56 35 | |
| | | | | | | | | | 323 | H Ohio | 73 36 | |
| | | | | | | | | | 337 | A Kent St. | 69 54 | |
| LAST 12 Division I GAMES: | | | | | | | | | | | | |
| 323 | A Ohio | 56 35 | 142 | A Miami (OH) | 78 70 | | | | | | | |
| 142 | H Miami (OH) | 56 69 | 261 | H Western Mich. | 63 44 | | | | | | | |
| 247 | A Eastern Mich. | 79 63 | 201 | H Ball St. | 55 69 | | | | | | | |
| 60 | A Central Mich. | 51 86 | 43 | A Toledo | 44 59 | | | | | | | |
| 96 | H Bowling Green | 56 61 | 337 | A Kent St. | 69 54 | | | | | | | |
| 132 | A Akron | 57 75 | 323 | H Ohio | 73 36 | | | | | | | |

Non-Div I Games:

Buffalo

■ Loss,
■ Non-Conf, S Site,
■ Home
■ Away
N Neutral

| | | | | | | | | | | |
|-------------------|----------|-----------|----------------|------------|-------------|---------------|------|------|-------|-----------|
| Average RPI Win: | 213 | WON-LOST | WINNING | LAST 12 | STRENGTH OF | OPP. STRENGTH | TEAM | ADJ. | CONF. | ADJ CONF. |
| Average RPI Loss: | 93 | RECORD | PCT. RANK | GAMES | SCHEDULE | OF SCHEDULE | RPI | RPI | RPI | RPI |
| DIV. I ONLY | 16- 11 | 118 | 7- 5 | 170 | 100 | 107 | 107 | 9 | 9 | |
| DIV. I NON-CONF. | 9- 6 | 125 | 0- 0 | 153 | 132 | 104 | 104 | 8 | 8 | |
| TOTALS | RPI 1-25 | RPI 26-50 | W-L RECORDS | RPI 51-100 | RPI 101-150 | RPI 150+ | | | | |
| 16- 11 | 0- 1 | 0- 2 | OVERALL | 0- 5 | 2- 0 | 14- 3 | | | | |
| 8- 4 | 0- 1 | 0- 0 | HOME | 0- 2 | 1- 0 | 7- 1 | | | | |
| 8- 6 | 0- 0 | 0- 2 | AWAY | 0- 3 | 1- 0 | 7- 1 | | | | |
| 0- 1 | 0- 0 | 0- 0 | NEUTRAL | 0- 0 | 0- 0 | 0- 1 | | | | |
| 9- 6 | 0- 0 | 0- 1 | NON-CONFERENCE | 0- 3 | 2- 0 | 7- 2 | | | | |
| 4- 2 | 0- 0 | 0- 0 | HOME | 0- 1 | 1- 0 | 3- 1 | | | | |
| 5- 3 | 0- 0 | 0- 1 | AWAY | 0- 2 | 1- 0 | 4- 0 | | | | |
| 0- 1 | 0- 0 | 0- 0 | NEUTRAL | 0- 0 | 0- 0 | 0- 1 | | | | |
| 7- 5 | 0- 1 | 0- 1 | CONFERENCE | 0- 2 | 0- 0 | 7- 1 | | | | |
| 4- 2 | 0- 1 | 0- 0 | HOME | 0- 1 | 0- 0 | 4- 0 | | | | |
| 3- 3 | 0- 0 | 0- 1 | AWAY | 0- 1 | 0- 0 | 3- 1 | | | | |
| 0- 0 | 0- 0 | 0- 0 | NEUTRAL | 0- 0 | 0- 0 | 0- 0 | | | | |

| RPI | S | Opponent | Score | RPI | S | Opponent | Score | RPI | S | Opponent | Score | RPI | S | Opponent | Score | Team's RPI: 107 |
|---------------------------|---|----------|--------------|-----|---|-------------------|--------------|-----|---|----------------|--------------|-----|---|-------------------|--------------|-----------------|
| 13 | H | Dayton | 39 82 | 36 | A | St. Mary's (CA) | 74 85 | 53 | A | Charlotte | 49 59 | 114 | H | Indiana St. | 56 45 | |
| | | | | 46 | A | Saint Joseph's | 50 57 | 61 | A | Marquette | 62 73 | 127 | A | IUPUI | 67 58 | |
| | | | | | | | | 70 | H | Illinois St. | 57 65 | 160 | A | George Washington | 60 77 | |
| | | | | | | | | 96 | A | Bowling Green | 47 67 | 175 | H | Indiana | 59 56 | |
| | | | | | | | | 98 | H | Richmond | 44 68 | 176 | A | Northern Ky. | 66 56 | |
| | | | | | | | | | | | | 179 | H | Fairfield | 45 54 | |
| | | | | | | | | | | | | 195 | A | La Salle | 59 42 | |
| | | | | | | | | | | | | 196 | H | Xavier | 71 67 | |
| | | | | | | | | | | | | 201 | A | Ball St. | 70 62 | |
| | | | | | | | | | | | | 205 | A | Saint Louis | 67 62 | |
| | | | | | | | | | | | | 209 | N | Portland St. | 58 71 | |
| | | | | | | | | | | | | 217 | H | St. Bonaventure | 64 46 | |
| | | | | | | | | | | | | 219 | A | Cleveland St. | 56 54 | |
| | | | | | | | | | | | | 228 | H | Valparaiso | 69 55 | |
| | | | | | | | | | | | | 229 | H | VCU | 65 45 | |
| | | | | | | | | | | | | 247 | H | Eastern Mich. | 65 59 | |
| | | | | | | | | | | | | 280 | A | Ill.-Chicago | 84 61 | |
| | | | | | | | | | | | | 296 | A | Massachusetts | 75 61 | |
| | | | | | | | | | | | | 301 | H | Rhode Island | 60 45 | |
| LAST 12 Division I GAMES: | | | | | | | | | | | | | | | | |
| | | | | 98 | H | Richmond | 44 68 | 46 | A | Saint Joseph's | 50 57 | | | | | |
| | | | | 205 | A | Saint Louis | 67 62 | 229 | H | VCU | 65 45 | | | | | |
| | | | | 217 | H | St. Bonaventure | 64 46 | 296 | A | Massachusetts | 75 61 | | | | | |
| | | | | 53 | A | Charlotte | 49 59 | 195 | A | La Salle | 59 42 | | | | | |
| | | | | 160 | A | George Washington | 60 77 | 196 | H | Xavier | 71 67 | | | | | |
| | | | | 301 | H | Rhode Island | 60 45 | 13 | H | Dayton | 39 82 | | | | | |

Non-Div I Games:

Butler

■ Loss,
 ■ Non-Conf,
 S Site,
 ■ Home
 ■ Away
 N Neutral

CSU Bakersfield

Through Games Of Sunday, February 24, 2013

| | | | | | | | | | | |
|-------------------|----------|-----------|----------------|------------|-------------|---------------|------|------|-------|-----------|
| Average RPI Win: | 295 | WON-LOST | WINNING | LAST 12 | STRENGTH OF | OPP. STRENGTH | TEAM | ADJ. | CONF. | ADJ CONF. |
| Average RPI Loss: | 159 | RECORD | PCT. RANK | GAMES | SCHEDULE | OF SCHEDULE | RPI | RPI | RPI | RPI |
| DIV. I ONLY | 11- 16 | 217 | 9- 3 | 328 | 258 | 277 | 277 | 31 | 31 | |
| DIV. I NON-CONF. | 10- 16 | 222 | 8- 3 | 289 | 277 | 265 | 265 | 32 | 32 | |
| TOTALS | RPI 1-25 | RPI 26-50 | W-L RECORDS | RPI 51-100 | RPI 101-150 | RPI 150+ | | | | |
| 11- 16 | 0- 2 | 0- 1 | OVERALL | 0- 2 | 1- 3 | 10- 8 | | | | |
| 4- 7 | 0- 1 | 0- 0 | HOME | 0- 1 | 1- 3 | 3- 2 | | | | |
| 7- 6 | 0- 0 | 0- 1 | AWAY | 0- 1 | 0- 0 | 7- 4 | | | | |
| 0- 3 | 0- 1 | 0- 0 | NEUTRAL | 0- 0 | 0- 0 | 0- 2 | | | | |
| 10- 16 | 0- 2 | 0- 1 | NON-CONFERENCE | 0- 2 | 1- 3 | 9- 8 | | | | |
| 4- 7 | 0- 1 | 0- 0 | HOME | 0- 1 | 1- 3 | 3- 2 | | | | |
| 6- 6 | 0- 0 | 0- 1 | AWAY | 0- 1 | 0- 0 | 6- 4 | | | | |
| 0- 3 | 0- 1 | 0- 0 | NEUTRAL | 0- 0 | 0- 0 | 0- 2 | | | | |
| 1- 0 | 0- 0 | 0- 0 | CONFERENCE | 0- 0 | 0- 0 | 1- 0 | | | | |
| 0- 0 | 0- 0 | 0- 0 | HOME | 0- 0 | 0- 0 | 0- 0 | | | | |
| 1- 0 | 0- 0 | 0- 0 | AWAY | 0- 0 | 0- 0 | 1- 0 | | | | |
| 0- 0 | 0- 0 | 0- 0 | NEUTRAL | 0- 0 | 0- 0 | 0- 0 | | | | |

| RPI 1-25 | | | | RPI 26-50 | | | | RPI 51-100 | | | | RPI 101+ Team's RPI: 277 | | | |
|---------------------------|---|--------------------|-------|-----------|---|-------------------|--------|------------|---|------------|-------|--------------------------|---|--------------------|-------|
| RPI | S | Opponent | Score | RPI | S | Opponent | Score | RPI | S | Opponent | Score | RPI | S | Opponent | Score |
| 6 | N | Duke | 63 97 | 48 | A | Pacific | 60 102 | 83 | A | Cal Poly | 71 75 | 129 | H | Cal St. Northridge | 70 62 |
| 8 | H | California | 46 84 | | | | | 97 | H | Fresno St. | 68 77 | 137 | H | Santa Clara | 56 77 |
| | | | | | | | | | | | | 138 | H | Arizona | 50 71 |
| | | | | | | | | | | | | 149 | H | Sacramento St. | 72 79 |
| | | | | | | | | | | | | 185 | A | Oregon St. | 48 71 |
| | | | | | | | | | | | | 204 | N | Stephen F. Austin | 71 76 |
| | | | | | | | | | | | | 212 | N | UC Davis | 59 71 |
| | | | | | | | | | | | | 215 | H | UC Riverside | 63 75 |
| | | | | | | | | | | | | 240 | A | Colorado St. | 54 56 |
| | | | | | | | | | | | | 243 | A | UC Irvine | 71 64 |
| | | | | | | | | | | | | 243 | H | UC Irvine | 52 66 |
| | | | | | | | | | | | | 252 | A | New Mexico St. | 81 87 |
| | | | | | | | | | | | | 269 | A | Nevada | 83 80 |
| | | | | | | | | | | | | 287 | A | Northern Ariz. | 71 68 |
| | | | | | | | | | | | | 304 | H | Utah Valley | 67 65 |
| | | | | | | | | | | | | 318 | A | Tex.-Pan American | 71 62 |
| | | | | | | | | | | | | 318 | H | Tex.-Pan American | 85 62 |
| | | | | | | | | | | | | 326 | A | Air Force | 78 82 |
| | | | | | | | | | | | | 342 | A | Chicago St. | 70 51 |
| | | | | | | | | | | | | 342 | H | Chicago St. | 72 54 |
| | | | | | | | | | | | | 344 | A | Houston Baptist | 88 75 |
| | | | | | | | | | | | | 345 | A | New Orleans | 78 59 |
| LAST 12 Division I GAMES: | | | | | | | | | | | | | | | |
| 252 | A | New Mexico St. | 81 87 | 304 | H | Utah Valley | 67 65 | | | | | | | | |
| 342 | H | Chicago St. | 72 54 | 344 | A | Houston Baptist | 88 75 | | | | | | | | |
| 345 | A | New Orleans | 78 59 | 318 | H | Tex.-Pan American | 85 62 | | | | | | | | |
| 318 | A | Tex.-Pan American | 71 62 | 269 | A | Nevada | 83 80 | | | | | | | | |
| 129 | H | Cal St. Northridge | 70 62 | 97 | H | Fresno St. | 68 77 | | | | | | | | |
| 342 | A | Chicago St. | 70 51 | 48 | A | Pacific | 60 102 | | | | | | | | |

Non-Div I Games:

CSU Bakersfield

Loss, Non-Conf, S Site, H Home A Away N Neutral

| | | | | | | | | | | |
|-------------------|----------|-----------|----------------|------------|-------------|---------------|------|------|-------|-----------|
| Average RPI Win: | 178 | WON-LOST | WINNING | LAST 12 | STRENGTH OF | OPP. STRENGTH | TEAM | ADJ. | CONF. | ADJ CONF. |
| Average RPI Loss: | 106 | RECORD | PCT. RANK | GAMES | SCHEDULE | OF SCHEDULE | RPI | RPI | RPI | RPI |
| DIV. I ONLY | 16- 9 | 90 | 9- 3 | 106 | 96 | 83 | 83 | 11 | 11 | |
| DIV. I NON-CONF. | 6- 5 | 146 | 0- 0 | 106 | 38 | 123 | 123 | 11 | 11 | |
| TOTALS | RPI 1-25 | RPI 26-50 | W-L RECORDS | RPI 51-100 | RPI 101-150 | RPI 150+ | | | | |
| 16- 9 | 0- 1 | 2- 3 | OVERALL | 1- 0 | 2- 2 | 11- 3 | | | | |
| 11- 3 | 0- 0 | 1- 2 | HOME | 1- 0 | 2- 0 | 7- 1 | | | | |
| 5- 6 | 0- 1 | 1- 1 | AWAY | 0- 0 | 0- 2 | 4- 2 | | | | |
| 0- 0 | 0- 0 | 0- 0 | NEUTRAL | 0- 0 | 0- 0 | 0- 0 | | | | |
| 6- 5 | 0- 1 | 0- 3 | NON-CONFERENCE | 1- 0 | 0- 0 | 5- 1 | | | | |
| 4- 3 | 0- 0 | 0- 2 | HOME | 1- 0 | 0- 0 | 3- 1 | | | | |
| 2- 2 | 0- 1 | 0- 1 | AWAY | 0- 0 | 0- 0 | 2- 0 | | | | |
| 0- 0 | 0- 0 | 0- 0 | NEUTRAL | 0- 0 | 0- 0 | 0- 0 | | | | |
| 10- 4 | 0- 0 | 2- 0 | CONFERENCE | 0- 0 | 2- 2 | 6- 2 | | | | |
| 7- 0 | 0- 0 | 1- 0 | HOME | 0- 0 | 2- 0 | 4- 0 | | | | |
| 3- 4 | 0- 0 | 1- 0 | AWAY | 0- 0 | 0- 2 | 2- 2 | | | | |
| 0- 0 | 0- 0 | 0- 0 | NEUTRAL | 0- 0 | 0- 0 | 0- 0 | | | | |

| RPI 1-25 | | | | RPI 26-50 | | | | RPI 51-100 | | | | Team's RPI: 83 | RPI 101+ | | | |
|---------------------------|---|--------------------|-------|-----------|---|--------------------|-------|------------|---|-----------|-------|----------------|----------|---|--------------------|-------|
| RPI | S | Opponent | Score | RPI | S | Opponent | Score | RPI | S | Opponent | Score | | RPI | S | Opponent | Score |
| 8 | A | California | 61 87 | 36 | H | St. Mary's (CA) | 67 70 | 80 | H | San Diego | 69 50 | | 128 | A | Hawaii | 43 61 |
| | | | | 38 | H | San Diego St. | 56 73 | | | | | | 128 | H | Hawaii | 47 43 |
| | | | | 39 | A | Oklahoma St. | 59 90 | | | | | | 129 | A | Cal St. Northridge | 70 80 |
| | | | | 48 | A | Pacific | 62 59 | | | | | | 129 | H | Cal St. Northridge | 66 49 |
| | | | | 48 | H | Pacific | 96 95 | | | | | | 158 | A | UC Santa Barbara | 65 56 |
| | | | | | | | | | | | | | 158 | H | UC Santa Barbara | 66 47 |
| | | | | | | | | | | | | | 177 | A | Long Beach St. | 52 62 |
| | | | | | | | | | | | | | 185 | A | Oregon St. | 72 62 |
| | | | | | | | | | | | | | 189 | H | San Francisco | 67 71 |
| | | | | | | | | | | | | | 197 | H | Loyola Marymount | 84 71 |
| | | | | | | | | | | | | | 204 | H | Stephen F. Austin | 75 64 |
| | | | | | | | | | | | | | 212 | A | UC Davis | 69 79 |
| | | | | | | | | | | | | | 212 | H | UC Davis | 73 71 |
| | | | | | | | | | | | | | 215 | H | UC Riverside | 79 56 |
| | | | | | | | | | | | | | 243 | A | UC Irvine | 64 46 |
| | | | | | | | | | | | | | 269 | A | Nevada | 72 63 |
| | | | | | | | | | | | | | 277 | H | CSU Bakersfield | 75 71 |
| | | | | | | | | | | | | | 289 | H | Cal St. Fullerton | 78 40 |
| LAST 12 Division I GAMES: | | | | | | | | | | | | | | | | |
| 128 | H | Hawaii | 47 43 | 289 | H | Cal St. Fullerton | 78 40 | | | | | | | | | |
| 129 | H | Cal St. Northridge | 66 49 | 129 | A | Cal St. Northridge | 70 80 | | | | | | | | | |
| 158 | A | UC Santa Barbara | 65 56 | 128 | A | Hawaii | 43 61 | | | | | | | | | |
| 212 | A | UC Davis | 69 79 | 158 | H | UC Santa Barbara | 66 47 | | | | | | | | | |
| 48 | A | Pacific | 62 59 | 48 | H | Pacific | 96 95 | | | | | | | | | |
| 215 | H | UC Riverside | 79 56 | 212 | H | UC Davis | 73 71 | | | | | | | | | |

Non-Div I Games:

Cal Poly

■ Loss,
 ■ Non-Conf, S Site,
 ■ Home
 ■ Away
 N Neutral

| CUMULATIVE RECORD | | | | THROUGH GAMES OF SUNDAY, FEBRUARY 17, 1918 | | | | | | |
|-------------------|----------|----------|-----------|--|-------------|---------------|-------------|------|----------|-----------|
| Average RPI Win: | 219 | WON-LOST | WINNING | LAST 12 | STRENGTH OF | OPP. STRENGTH | TEAM | ADJ. | CONF. | ADJ CONF. |
| Average RPI Loss: | 156 | RECORD | PCT. RANK | GAMES | SCHEDULE | OF SCHEDULE | RPI | RPI | RPI | RPI |
| DIV. I ONLY | 8- 18 | 283 | 3- 9 | 251 | 127 | 289 | 289 | 11 | 11 | |
| DIV. I NON-CONF. | 4- 8 | 242 | 0- 0 | 305 | 126 | 304 | 304 | 11 | 11 | |
| ----- | | | | | | | | | | |
| TOTALS | RPI 1-25 | | RPI 26-50 | W-L RECORDS | RPI 51-100 | | RPI 101-150 | | RPI 150+ | |
| 8- 18 | 0- 0 | | 0- 4 | OVERALL | 0- 2 | | 2- 1 | | 6- 11 | |
| 6- 6 | 0- 0 | | 0- 1 | HOME | 0- 0 | | 2- 1 | | 4- 4 | |
| 2- 10 | 0- 0 | | 0- 2 | AWAY | 0- 1 | | 0- 0 | | 2- 7 | |
| 0- 2 | 0- 0 | | 0- 1 | NEUTRAL | 0- 1 | | 0- 0 | | 0- 0 | |
| 4- 8 | 0- 0 | | 0- 2 | NON-CONFERENCE | 0- 1 | | 1- 0 | | 3- 5 | |
| 4- 1 | 0- 0 | | 0- 0 | HOME | 0- 0 | | 1- 0 | | 3- 1 | |
| 0- 5 | 0- 0 | | 0- 1 | AWAY | 0- 0 | | 0- 0 | | 0- 4 | |
| 0- 2 | 0- 0 | | 0- 1 | NEUTRAL | 0- 1 | | 0- 0 | | 0- 0 | |
| 4- 10 | 0- 0 | | 0- 2 | CONFERENCE | 0- 1 | | 1- 1 | | 3- 6 | |
| 2- 5 | 0- 0 | | 0- 1 | HOME | 0- 0 | | 1- 1 | | 1- 3 | |
| 2- 5 | 0- 0 | | 0- 1 | AWAY | 0- 1 | | 0- 0 | | 2- 3 | |
| 0- 0 | 0- 0 | | 0- 0 | NEUTRAL | 0- 0 | | 0- 0 | | 0- 0 | |

| RPI 1-25 | | | | RPI 26-50 | | | | RPI 51-100 | | | | RPI 101+ Team's RPI: 289 | | | |
|---------------------------|---|----------|-------|-----------|---|------------------|-------|------------|---|----------------|-------|--------------------------|---|--------------------|-------|
| RPI | S | Opponent | Score | RPI | S | Opponent | Score | RPI | S | Opponent | Score | RPI | S | Opponent | Score |
| | | | | 45 | A | Gonzaga | 44 83 | 83 | A | Cal Poly | 40 78 | 128 | H | Hawaii | 83 74 |
| | | | | 48 | A | Pacific | 50 81 | 99 | N | Eastern Wash. | 45 50 | 129 | H | Cal St. Northridge | 55 56 |
| | | | | 48 | H | Pacific | 55 67 | | | | | 149 | H | Sacramento St. | 94 75 |
| | | | | 50 | N | Georgetown | 51 53 | | | | | 158 | A | UC Santa Barbara | 50 60 |
| | | | | | | | | | | | | 177 | A | Long Beach St. | 39 45 |
| | | | | | | | | | | | | 177 | H | Long Beach St. | 56 58 |
| | | | | | | | | | | | | 185 | A | Oregon St. | 36 54 |
| | | | | | | | | | | | | 189 | H | San Francisco | 60 55 |
| | | | | | | | | | | | | 194 | A | New Mexico | 43 52 |
| | | | | | | | | | | | | 197 | A | Loyola Marymount | 73 85 |
| | | | | | | | | | | | | 212 | A | UC Davis | 60 42 |
| | | | | | | | | | | | | 212 | H | UC Davis | 44 88 |
| | | | | | | | | | | | | 215 | A | UC Riverside | 54 49 |
| | | | | | | | | | | | | 215 | H | UC Riverside | 45 64 |
| | | | | | | | | | | | | 243 | A | UC Irvine | 39 43 |
| | | | | | | | | | | | | 243 | H | UC Irvine | 65 51 |
| | | | | | | | | | | | | 269 | A | Nevada | 72 76 |
| | | | | | | | | | | | | 278 | H | San Jose St. | 60 59 |
| | | | | | | | | | | | | 287 | H | Northern Ariz. | 54 55 |
| | | | | | | | | | | | | 340 | H | Columbia | 61 49 |
| LAST 12 Division I GAMES: | | | | | | | | | | | | | | | |
| | | | | 212 | A | UC Davis | 60 42 | 83 | A | Cal Poly | 40 78 | | | | |
| | | | | 48 | A | Pacific | 50 81 | 48 | H | Pacific | 55 67 | | | | |
| | | | | 243 | A | UC Irvine | 39 43 | 212 | H | UC Davis | 44 88 | | | | |
| | | | | 177 | H | Long Beach St. | 56 58 | 177 | A | Long Beach St. | 39 45 | | | | |
| | | | | 215 | H | UC Riverside | 45 64 | 243 | H | UC Irvine | 65 51 | | | | |
| | | | | 158 | A | UC Santa Barbara | 50 60 | 215 | A | UC Riverside | 54 49 | | | | |

Non-Div I Games:

Cal St. Fullerton

■ Loss, ■ Non-Conf, S Site, H Home A Away N Neutral

| | | | | | | | | | | |
|-------------------|----------|-----------|----------------|------------|-------------|---------------|------|------|-------|-----------|
| Average RPI Win: | 178 | WON-LOST | WINNING | LAST 12 | STRENGTH OF | OPP. STRENGTH | TEAM | ADJ. | CONF. | ADJ CONF. |
| Average RPI Loss: | 131 | RECORD | PCT. RANK | GAMES | SCHEDULE | OF SCHEDULE | RPI | RPI | RPI | RPI |
| DIV. I ONLY | 13- 14 | 166 | 3- 9 | 102 | 106 | 129 | 129 | 11 | 11 | |
| DIV. I NON-CONF. | 6- 6 | 159 | 0- 1 | 89 | 77 | 98 | 98 | 11 | 11 | |
| TOTALS | RPI 1-25 | RPI 26-50 | W-L RECORDS | RPI 51-100 | RPI 101-150 | RPI 150+ | | | | |
| 13- 14 | 1- 1 | 0- 3 | OVERALL | 2- 2 | 1- 2 | 9- 6 | | | | |
| 8- 4 | 0- 1 | 0- 1 | HOME | 2- 0 | 0- 1 | 6- 1 | | | | |
| 5- 10 | 1- 0 | 0- 2 | AWAY | 0- 2 | 1- 1 | 3- 5 | | | | |
| 0- 0 | 0- 0 | 0- 0 | NEUTRAL | 0- 0 | 0- 0 | 0- 0 | | | | |
| 6- 6 | 1- 1 | 0- 1 | NON-CONFERENCE | 1- 1 | 1- 1 | 3- 2 | | | | |
| 4- 1 | 0- 1 | 0- 0 | HOME | 1- 0 | 0- 0 | 3- 0 | | | | |
| 2- 5 | 1- 0 | 0- 1 | AWAY | 0- 1 | 1- 1 | 0- 2 | | | | |
| 0- 0 | 0- 0 | 0- 0 | NEUTRAL | 0- 0 | 0- 0 | 0- 0 | | | | |
| 7- 8 | 0- 0 | 0- 2 | CONFERENCE | 1- 1 | 0- 1 | 6- 4 | | | | |
| 4- 3 | 0- 0 | 0- 1 | HOME | 1- 0 | 0- 1 | 3- 1 | | | | |
| 3- 5 | 0- 0 | 0- 1 | AWAY | 0- 1 | 0- 0 | 3- 3 | | | | |
| 0- 0 | 0- 0 | 0- 0 | NEUTRAL | 0- 0 | 0- 0 | 0- 0 | | | | |

| RPI 1-25 | | | | RPI 26-50 | | | | RPI 51-100 | | | | RPI 101+ Team's RPI: 129 | | | |
|---------------------------|---|------------------|-------|-----------|---|----------|-------|------------|---|------------------|-------|--------------------------|---|-------------------|-------|
| RPI | S | Opponent | Score | RPI | S | Opponent | Score | RPI | S | Opponent | Score | RPI | S | Opponent | Score |
| 5 | H | Penn St. | 73 85 | 33 | A | Oklahoma | 57 79 | 83 | A | Cal Poly | 49 66 | 128 | H | Hawaii | 53 65 |
| 17 | A | UCLA | 77 72 | 48 | A | Pacific | 51 60 | 83 | H | Cal Poly | 80 70 | 137 | A | Santa Clara | 70 67 |
| | | | | 48 | H | Pacific | 56 74 | 97 | A | Fresno St. | 53 68 | 138 | A | Arizona | 46 53 |
| | | | | | | | | 99 | H | Eastern Wash. | 66 44 | 158 | A | UC Santa Barbara | 55 66 |
| | | | | | | | | | | | | 158 | H | UC Santa Barbara | 37 56 |
| | | | | | | | | | | | | 177 | A | Long Beach St. | 63 70 |
| | | | | | | | | | | | | 177 | H | Long Beach St. | 73 52 |
| | | | | | | | | | | | | 181 | H | South Ala. | 47 40 |
| | | | | | | | | | | | | 189 | H | San Francisco | 77 33 |
| | | | | | | | | | | | | 212 | A | UC Davis | 46 61 |
| | | | | | | | | | | | | 212 | H | UC Davis | 51 49 |
| | | | | | | | | | | | | 215 | A | UC Riverside | 65 49 |
| | | | | | | | | | | | | 224 | H | Portland | 70 51 |
| | | | | | | | | | | | | 243 | A | UC Irvine | 68 52 |
| | | | | | | | | | | | | 243 | H | UC Irvine | 59 48 |
| | | | | | | | | | | | | 277 | A | CSU Bakersfield | 62 70 |
| | | | | | | | | | | | | 278 | A | San Jose St. | 63 73 |
| | | | | | | | | | | | | 289 | A | Cal St. Fullerton | 56 55 |
| LAST 12 Division I GAMES: | | | | | | | | | | | | | | | |
| 158 | A | UC Santa Barbara | 55 66 | 128 | H | Hawaii | 53 65 | 277 | A | CSU Bakersfield | 62 70 | | | | |
| 83 | A | Cal Poly | 49 66 | 83 | H | Cal Poly | 80 70 | 158 | H | UC Santa Barbara | 37 56 | | | | |
| 212 | H | UC Davis | 51 49 | 48 | A | Pacific | 51 60 | 48 | A | Pacific | 51 60 | | | | |
| 48 | H | Pacific | 56 74 | 212 | A | UC Davis | 46 61 | | | | | | | | |
| 177 | A | Long Beach St. | 63 70 | | | | | | | | | | | | |
| 243 | A | UC Irvine | 68 52 | | | | | | | | | | | | |

Non-Div I Games:

Cal St. Northridge

■ Loss,
■ Non-Conf, S Site,
■ Home
■ Away
N Neutral

California

Through Games Of Sunday, February 24, 2013

| | | | | | | | | | | |
|-------------------|----------|-----------|----------------|------------|-------------|---------------|------|------|-------|-----------|
| Average RPI Win: | 111 | WON-LOST | WINNING | LAST 12 | STRENGTH OF | OPP. STRENGTH | TEAM | ADJ. | CONF. | ADJ CONF. |
| Average RPI Loss: | 5 | RECORD | PCT. RANK | GAMES | SCHEDULE | OF SCHEDULE | RPI | RPI | RPI | RPI |
| DIV. I ONLY | 25- 2 | 6 | 12- 0 | 32 | 14 | 8 | 8 | 6 | 6 | |
| DIV. I NON-CONF. | 10- 1 | 17 | 0- 0 | 18 | 36 | 5 | 5 | 5 | 5 | |
| TOTALS | RPI 1-25 | RPI 26-50 | W-L RECORDS | RPI 51-100 | RPI 101-150 | RPI 150+ | | | | |
| 25- 2 | 5- 2 | 3- 0 | OVERALL | 5- 0 | 5- 0 | 7- 0 | | | | |
| 15- 1 | 2- 1 | 3- 0 | HOME | 3- 0 | 3- 0 | 4- 0 | | | | |
| 10- 1 | 3- 1 | 0- 0 | AWAY | 2- 0 | 2- 0 | 3- 0 | | | | |
| 0- 0 | 0- 0 | 0- 0 | NEUTRAL | 0- 0 | 0- 0 | 0- 0 | | | | |
| 10- 1 | 0- 1 | 3- 0 | NON-CONFERENCE | 3- 0 | 1- 0 | 3- 0 | | | | |
| 7- 0 | 0- 0 | 3- 0 | HOME | 2- 0 | 0- 0 | 2- 0 | | | | |
| 3- 1 | 0- 1 | 0- 0 | AWAY | 1- 0 | 1- 0 | 1- 0 | | | | |
| 0- 0 | 0- 0 | 0- 0 | NEUTRAL | 0- 0 | 0- 0 | 0- 0 | | | | |
| 15- 1 | 5- 1 | 0- 0 | CONFERENCE | 2- 0 | 4- 0 | 4- 0 | | | | |
| 8- 1 | 2- 1 | 0- 0 | HOME | 1- 0 | 3- 0 | 2- 0 | | | | |
| 7- 0 | 3- 0 | 0- 0 | AWAY | 1- 0 | 1- 0 | 2- 0 | | | | |
| 0- 0 | 0- 0 | 0- 0 | NEUTRAL | 0- 0 | 0- 0 | 0- 0 | | | | |

| RPI 1-25 | | | | Team's RPI: 8 | | RPI 26-50 | | | | RPI 51-100 | | | | RPI 101+ | | | | | | | | |
|---------------------------|---|---------------------|-------|---------------|-----|-----------|---------------------|-------|----|------------|---|---------------|-------|----------|-----|---|---------------------|-------|----|-----------------|----|----|
| RPI | S | Opponent | Score | | RPI | S | Opponent | Score | | RPI | S | Opponent | Score | | RPI | S | Opponent | Score | | | | |
| 3 | A | Stanford | 67 | 55 | 36 | H | St. Mary's (CA) | 89 | 41 | 83 | H | Cal Poly | 87 | 61 | 109 | H | Arizona St. | 66 | 53 | | | |
| 3 | H | Stanford | 53 | 62 | 49 | H | Kansas | 88 | 79 | 93 | A | Utah | 55 | 50 | 117 | A | Old Dominion | 63 | 47 | | | |
| 6 | A | Duke | 63 | 77 | 50 | H | Georgetown | 72 | 56 | 93 | H | Utah | 71 | 54 | 119 | A | Southern California | 72 | 64 | | | |
| 17 | A | UCLA | 79 | 51 | | | | | | 94 | A | Northwestern | 71 | 65 | 119 | H | Southern California | 71 | 63 | | | |
| 17 | H | UCLA | 70 | 65 | | | | | | 99 | H | Eastern Wash. | 91 | 58 | 138 | H | Arizona | 91 | 86 | | | |
| 19 | A | Colorado | 53 | 49 | | | | | | | | | | | 160 | H | George Washington | 70 | 43 | | | |
| 19 | H | Colorado | 59 | 56 | | | | | | | | | | | 185 | A | Oregon St. | 60 | 38 | | | |
| | | | | | | | | | | | | | | | | | | 185 | H | Oregon St. | 58 | 56 |
| | | | | | | | | | | | | | | | | | | 202 | H | Lehigh | 80 | 48 |
| | | | | | | | | | | | | | | | | | | 245 | A | Oregon | 72 | 45 |
| | | | | | | | | | | | | | | | | | | 245 | H | Oregon | 77 | 55 |
| | | | | | | | | | | | | | | | | | | 277 | A | CSU Bakersfield | 84 | 46 |
| LAST 12 Division I GAMES: | | | | | | | | | | | | | | | | | | | | | | |
| 185 | H | Oregon St. | 58 | 56 | 245 | A | Oregon | 72 | 45 | | | | | | | | | | | | | |
| 245 | H | Oregon | 77 | 55 | 185 | A | Oregon St. | 60 | 38 | | | | | | | | | | | | | |
| 119 | A | Southern California | 72 | 64 | 93 | H | Utah | 71 | 54 | | | | | | | | | | | | | |
| 17 | A | UCLA | 79 | 51 | 19 | H | Colorado | 59 | 56 | | | | | | | | | | | | | |
| 138 | H | Arizona | 91 | 86 | 17 | H | UCLA | 70 | 65 | | | | | | | | | | | | | |
| 109 | H | Arizona St. | 66 | 53 | 119 | H | Southern California | 71 | 63 | | | | | | | | | | | | | |

Non-Div I Games:

California

Loss, Non-Conf, S Site, H Home A Away N Neutral

| | | | | | | | | | | |
|-------------------|----------|-----------|----------------|------------|-------------|---------------|------|------|-------|-----------|
| Average RPI Win: | 270 | WON-LOST | WINNING | LAST 12 | STRENGTH OF | OPP. STRENGTH | TEAM | ADJ. | CONF. | ADJ CONF. |
| Average RPI Loss: | 125 | RECORD | PCT. RANK | GAMES | SCHEDULE | OF SCHEDULE | RPI | RPI | RPI | RPI |
| DIV. I ONLY | 17- 9 | 87 | 7- 5 | 295 | 318 | 173 | 173 | 27 | 27 | |
| DIV. I NON-CONF. | 6- 3 | 84 | 0- 0 | 325 | 329 | 185 | 185 | 28 | 28 | |
| TOTALS | RPI 1-25 | RPI 26-50 | W-L RECORDS | RPI 51-100 | RPI 101-150 | RPI 150+ | | | | |
| 17- 9 | 0- 0 | 0- 0 | OVERALL | 0- 3 | 2- 4 | 15- 2 | | | | |
| 8- 3 | 0- 0 | 0- 0 | HOME | 0- 1 | 1- 2 | 7- 0 | | | | |
| 7- 5 | 0- 0 | 0- 0 | AWAY | 0- 2 | 1- 1 | 6- 2 | | | | |
| 2- 1 | 0- 0 | 0- 0 | NEUTRAL | 0- 0 | 0- 1 | 2- 0 | | | | |
| 6- 3 | 0- 0 | 0- 0 | NON-CONFERENCE | 0- 1 | 0- 1 | 6- 1 | | | | |
| 2- 0 | 0- 0 | 0- 0 | HOME | 0- 0 | 0- 0 | 2- 0 | | | | |
| 2- 2 | 0- 0 | 0- 0 | AWAY | 0- 1 | 0- 0 | 2- 1 | | | | |
| 2- 1 | 0- 0 | 0- 0 | NEUTRAL | 0- 0 | 0- 1 | 2- 0 | | | | |
| 11- 6 | 0- 0 | 0- 0 | CONFERENCE | 0- 2 | 2- 3 | 9- 1 | | | | |
| 6- 3 | 0- 0 | 0- 0 | HOME | 0- 1 | 1- 2 | 5- 0 | | | | |
| 5- 3 | 0- 0 | 0- 0 | AWAY | 0- 1 | 1- 1 | 4- 1 | | | | |
| 0- 0 | 0- 0 | 0- 0 | NEUTRAL | 0- 0 | 0- 0 | 0- 0 | | | | |

| RPI 1-25 | | | RPI 26-50 | | | RPI 51-100 | | | | RPI 101+ | | Team's RPI: 173 | | | | | |
|---------------------------|---|----------|-----------|-----|---|----------------|-------|-----|---|---------------|-------|-----------------|-----|----------|------------------|----|----|
| RPI | S | Opponent | Score | RPI | S | Opponent | Score | RPI | S | Opponent | Score | RPI | S | Opponent | Score | | |
| | | | | | | | | 67 | A | Liberty | 58 | 65 | 103 | N | Appalachian St. | 54 | 69 |
| | | | | | | | | 67 | H | Liberty | 56 | 78 | 115 | A | Winthrop | 84 | 69 |
| | | | | | | | | 78 | A | East Carolina | 54 | 74 | 115 | H | Winthrop | 53 | 76 |
| | | | | | | | | | | | | | 143 | A | Presbyterian | 51 | 62 |
| | | | | | | | | | | | | | 143 | H | Presbyterian | 62 | 68 |
| | | | | | | | | | | | | | 147 | H | High Point | 79 | 76 |
| | | | | | | | | | | | | | 168 | A | Wake Forest | 68 | 84 |
| | | | | | | | | | | | | | 178 | H | Elon | 79 | 69 |
| | | | | | | | | | | | | | 210 | A | Radford | 66 | 52 |
| | | | | | | | | | | | | | 210 | H | Radford | 83 | 77 |
| | | | | | | | | | | | | | 233 | A | Mt. St. Mary's | 54 | 48 |
| | | | | | | | | | | | | | 238 | A | Longwood | 75 | 77 |
| | | | | | | | | | | | | | 238 | H | Longwood | 62 | 51 |
| | | | | | | | | | | | | | 285 | H | Coastal Caro. | 64 | 54 |
| | | | | | | | | | | | | | 314 | A | Gardner-Webb | 59 | 49 |
| | | | | | | | | | | | | | 314 | H | Gardner-Webb | 65 | 46 |
| | | | | | | | | | | | | | 316 | A | Western Caro. | 55 | 40 |
| | | | | | | | | | | | | | 327 | A | Charleston So. | 65 | 55 |
| | | | | | | | | | | | | | 334 | N | UMES | 77 | 72 |
| | | | | | | | | | | | | | 338 | H | N.C. Central | 67 | 51 |
| | | | | | | | | | | | | | 341 | A | UNC Asheville | 73 | 56 |
| | | | | | | | | | | | | | 341 | H | UNC Asheville | 64 | 39 |
| | | | | | | | | | | | | | 343 | N | Jacksonville St. | 66 | 53 |
| LAST 12 Division I GAMES: | | | | | | | | | | | | | | | | | |
| | | | | 327 | A | Charleston So. | 65 | 55 | | | | | 238 | H | Longwood | 62 | 51 |
| | | | | 143 | A | Presbyterian | 51 | 62 | | | | | 67 | H | Liberty | 56 | 78 |
| | | | | 341 | H | UNC Asheville | 64 | 39 | | | | | 115 | H | Winthrop | 53 | 76 |
| | | | | 314 | H | Gardner-Webb | 65 | 46 | | | | | 210 | H | Radford | 83 | 77 |
| | | | | 115 | A | Winthrop | 84 | 69 | | | | | 67 | A | Liberty | 58 | 65 |
| | | | | 210 | A | Radford | 66 | 52 | | | | | 238 | A | Longwood | 75 | 77 |

Non-Div I Games: Barber-Scotia 102 33 Columbia (SC) 84 54

Campbell

■ Loss,
 ■ Non-Conf, S Site,
 ■ Home
 ■ Away
 N Neutral

| | | | | | | | | | |
|------------------------------|----------|-----------|----------------|-------------|---------------|----------|------|-------|-----------|
| Average RPI Win: 263 | WON-LOST | WINNING | LAST 12 | STRENGTH OF | OPP. STRENGTH | TEAM | ADJ. | CONF. | ADJ CONF. |
| Average RPI Loss: 175 | RECORD | PCT. RANK | GAMES | SCHEDULE | OF SCHEDULE | RPI | RPI | RPI | RPI |
| DIV. I ONLY | 10- 17 | 241 | 4- 8 | 236 | 290 | 272 | 272 | 26 | 26 |
| DIV. I NON-CONF. | 3- 8 | 275 | 0- 0 | 187 | 311 | 281 | 281 | 23 | 23 |
| TOTALS | RPI 1-25 | RPI 26-50 | W-L RECORDS | RPI 51-100 | RPI 101-150 | RPI 150+ | | | |
| 10- 17 | 0- 0 | 0- 2 | OVERALL | 0- 2 | 0- 2 | 10- 11 | | | |
| 6- 8 | 0- 0 | 0- 1 | HOME | 0- 1 | 0- 0 | 6- 6 | | | |
| 4- 8 | 0- 0 | 0- 1 | AWAY | 0- 0 | 0- 2 | 4- 5 | | | |
| 0- 1 | 0- 0 | 0- 0 | NEUTRAL | 0- 1 | 0- 0 | 0- 0 | | | |
| 3- 8 | 0- 0 | 0- 0 | NON-CONFERENCE | 0- 2 | 0- 2 | 3- 4 | | | |
| 2- 3 | 0- 0 | 0- 0 | HOME | 0- 1 | 0- 0 | 2- 2 | | | |
| 1- 4 | 0- 0 | 0- 0 | AWAY | 0- 0 | 0- 2 | 1- 2 | | | |
| 0- 1 | 0- 0 | 0- 0 | NEUTRAL | 0- 1 | 0- 0 | 0- 0 | | | |
| 7- 9 | 0- 0 | 0- 2 | CONFERENCE | 0- 0 | 0- 0 | 7- 7 | | | |
| 4- 5 | 0- 0 | 0- 1 | HOME | 0- 0 | 0- 0 | 4- 4 | | | |
| 3- 4 | 0- 0 | 0- 1 | AWAY | 0- 0 | 0- 0 | 3- 3 | | | |
| 0- 0 | 0- 0 | 0- 0 | NEUTRAL | 0- 0 | 0- 0 | 0- 0 | | | |

| RPI S | Opponent | Score | RPI S | Opponent | Score | RPI S | Opponent | Score | RPI S | Opponent | Score | Team's RPI: 272 |
|---------------------------|-------------------|--------------|-------|-------------------|--------------|-------|---------------|--------------|-------|-------------------|--------------|-----------------|
| 47 | A Marist | 40 54 | 47 | H Marist | 41 51 | 75 | H Albany (NY) | 43 65 | 118 | A Detroit | 54 65 | |
| | | | | | | 75 | N Albany (NY) | 47 67 | 132 | A Akron | 72 81 | |
| | | | | | | | | | 164 | A Iona | 79 84 | |
| | | | | | | | | | 164 | H Iona | 54 68 | |
| | | | | | | | | | 177 | A Long Beach St. | 67 72 | |
| | | | | | | | | | 179 | A Fairfield | 50 56 | |
| | | | | | | | | | 179 | H Fairfield | 56 67 | |
| | | | | | | | | | 188 | A Rider | 51 50 | |
| | | | | | | | | | 188 | H Rider | 75 68 | |
| | | | | | | | | | 217 | A St. Bonaventure | 44 66 | |
| | | | | | | | | | 218 | H Bucknell | 50 59 | |
| | | | | | | | | | 230 | H Niagara | 49 62 | |
| | | | | | | | | | 237 | A Loyola Maryland | 60 46 | |
| | | | | | | | | | 237 | H Loyola Maryland | 48 39 | |
| | | | | | | | | | 257 | H Buffalo | 73 57 | |
| | | | | | | | | | 265 | H Siena | 65 62 | |
| | | | | | | | | | 294 | H Oakland | 51 52 | |
| | | | | | | | | | 300 | H Vermont | 56 55 | |
| | | | | | | | | | 309 | A Binghamton | 61 48 | |
| | | | | | | | | | 322 | A Manhattan | 51 54 | |
| | | | | | | | | | 322 | H Manhattan | 63 47 | |
| | | | | | | | | | 331 | A Saint Peter's | 62 52 | |
| | | | | | | | | | 331 | H Saint Peter's | 65 74 | |
| LAST 12 Division I GAMES: | | | | | | | | | | | | |
| 179 | H Fairfield | 56 67 | 322 | A Manhattan | 51 54 | | | | | | | |
| 322 | H Manhattan | 63 47 | 47 | A Marist | 40 54 | | | | | | | |
| 164 | A Iona | 79 84 | 230 | H Niagara | 49 62 | | | | | | | |
| 179 | A Fairfield | 50 56 | 237 | A Loyola Maryland | 60 46 | | | | | | | |
| 237 | H Loyola Maryland | 48 39 | 188 | H Rider | 75 68 | | | | | | | |
| 331 | H Saint Peter's | 65 74 | 47 | H Marist | 41 51 | | | | | | | |

Non-Div I Games:

Canisius

■ Loss,
 ■ Non-Conf,
 S Site,
 ■ Home
 ■ Away
 N Neutral

| General RPI: | | | | Through Games of Sunday, February 11, 1980 | | | | | | |
|-------------------|----------|----------|-----------|--|-------------|---------------|-------------|------|----------|-----------|
| Average RPI Win: | 241 | WON-LOST | WINNING | LAST 12 | STRENGTH OF | OPP. STRENGTH | TEAM | ADJ. | CONF. | ADJ CONF. |
| Average RPI Loss: | 196 | RECORD | PCT. RANK | GAMES | SCHEDULE | OF SCHEDULE | RPI | RPI | RPI | RPI |
| DIV. I ONLY | 10- 12 | 191 | 4- 8 | 331 | 275 | 256 | 256 | 20 | 20 | |
| DIV. I NON-CONF. | 3- 4 | 206 | 0- 0 | 342 | 187 | 244 | 244 | 20 | 20 | |
| ----- | | | | | | | | | | |
| TOTALS | RPI 1-25 | | RPI 26-50 | W-L RECORDS | | RPI 51-100 | RPI 101-150 | | RPI 150+ | |
| 10- 12 | 0- 0 | | 0- 0 | OVERALL | | 0- 0 | 2- 3 | | 8- 9 | |
| 4- 4 | 0- 0 | | 0- 0 | HOME | | 0- 0 | 2- 0 | | 2- 4 | |
| 6- 8 | 0- 0 | | 0- 0 | AWAY | | 0- 0 | 0- 0 | | 6- 0 | |
| 0- 0 | 0- 0 | | 0- 0 | NEUTRAL | | 0- 0 | 0- 0 | | 0- 0 | |
| 3- 4 | 0- 0 | | 0- 0 | NON-CONFERENCE | | 0- 0 | 0- 1 | | 3- 3 | |
| 0- 0 | 0- 0 | | 0- 0 | HOME | | 0- 0 | 0- 0 | | 0- 0 | |
| 3- 4 | 0- 0 | | 0- 0 | AWAY | | 0- 0 | 0- 1 | | 3- 3 | |
| 0- 0 | 0- 0 | | 0- 0 | NEUTRAL | | 0- 0 | 0- 0 | | 0- 0 | |
| 7- 8 | 0- 0 | | 0- 0 | CONFERENCE | | 0- 0 | 2- 2 | | 5- 6 | |
| 4- 4 | 0- 0 | | 0- 0 | HOME | | 0- 0 | 2- 0 | | 2- 4 | |
| 3- 4 | 0- 0 | | 0- 0 | AWAY | | 0- 0 | 0- 2 | | 3- 2 | |
| 0- 0 | 0- 0 | | 0- 0 | NEUTRAL | | 0- 0 | 0- 0 | | 0- 0 | |

[illegible]

| | | | | | | | | | | | | | |
|------------------|-----------------|----|----|---------------|----|----|-----------------|----|----|----------------|----|----|--------------|
| Non-Div I Games: | Philander Smith | 91 | 36 | Southern Ark. | 78 | 45 | Central Baptist | 99 | 21 | Okla. Wesleyan | 83 | 46 | Central Ark. |
|------------------|-----------------|----|----|---------------|----|----|-----------------|----|----|----------------|----|----|--------------|

Loss, Non-Conf, S Site, H Home A Away N Neutral

| | | | | | | | | | | |
|-------------------|----------|-----------|----------------|------------|-------------|---------------|------|------|-------|-----------|
| Average RPI Win: | 269 | WON-LOST | WINNING | LAST 12 | STRENGTH OF | OPP. STRENGTH | TEAM | ADJ. | CONF. | ADJ CONF. |
| Average RPI Loss: | 148 | RECORD | PCT. RANK | GAMES | SCHEDULE | OF SCHEDULE | RPI | RPI | RPI | RPI |
| DIV. I ONLY | 14- 12 | 139 | 7- 5 | 314 | 218 | 211 | 211 | 24 | 24 | |
| DIV. I NON-CONF. | 6- 5 | 146 | 0- 0 | 323 | 145 | 228 | 228 | 22 | 22 | |
| TOTALS | RPI 1-25 | RPI 26-50 | W-L RECORDS | RPI 51-100 | RPI 101-150 | RPI 150+ | | | | |
| 14- 12 | 0- 0 | 0- 2 | OVERALL | 0- 2 | 1- 2 | 13- 6 | | | | |
| 9- 3 | 0- 0 | 0- 1 | HOME | 0- 1 | 1- 0 | 8- 1 | | | | |
| 4- 9 | 0- 0 | 0- 1 | AWAY | 0- 1 | 0- 2 | 4- 5 | | | | |
| 1- 0 | 0- 0 | 0- 0 | NEUTRAL | 0- 0 | 0- 0 | 1- 0 | | | | |
| 6- 5 | 0- 0 | 0- 0 | NON-CONFERENCE | 0- 2 | 0- 1 | 6- 2 | | | | |
| 3- 2 | 0- 0 | 0- 0 | HOME | 0- 1 | 0- 0 | 3- 1 | | | | |
| 2- 3 | 0- 0 | 0- 0 | AWAY | 0- 1 | 0- 1 | 2- 1 | | | | |
| 1- 0 | 0- 0 | 0- 0 | NEUTRAL | 0- 0 | 0- 0 | 1- 0 | | | | |
| 8- 7 | 0- 0 | 0- 2 | CONFERENCE | 0- 0 | 1- 1 | 7- 4 | | | | |
| 6- 1 | 0- 0 | 0- 1 | HOME | 0- 0 | 1- 0 | 5- 0 | | | | |
| 2- 6 | 0- 0 | 0- 1 | AWAY | 0- 0 | 0- 1 | 2- 4 | | | | |
| 0- 0 | 0- 0 | 0- 0 | NEUTRAL | 0- 0 | 0- 0 | 0- 0 | | | | |

| RPI 1-25 | | | RPI 26-50 | | | RPI 51-100 | | | RPI 101+ | | | Team's RPI: 211 |
|---------------------------|---|----------------|-----------|-----|---|----------------------|-------|----------------|----------|------------|-------|----------------------------------|
| RPI | S | Opponent | Score | RPI | S | Opponent | Score | RPI | S | Opponent | Score | |
| 44 | A | Quinnipiac | 73 82 | 44 | A | Quinnipiac | 53 63 | 54 | A | Miami (FL) | 43 64 | 106 H Sacred Heart 62 57 |
| | | | | | | | | 100 H Hartford | 62 76 | | | 108 A Texas 58 94 |
| | | | | | | | | | | | | 130 A Saint Francis (PA) 62 67 |
| | | | | | | | | | | | | 156 A Holy Cross 56 57 |
| | | | | | | | | | | | | 188 H Rider 62 61 |
| | | | | | | | | | | | | 190 A Monmouth 63 69 |
| | | | | | | | | | | | | 195 H La Salle 46 70 |
| | | | | | | | | | | | | 233 A Mt. St. Mary's 48 50 |
| | | | | | | | | | | | | 233 H Mt. St. Mary's 77 73 |
| | | | | | | | | | | | | 250 H St. Francis Brooklyn 55 29 |
| | | | | | | | | | | | | 251 A Fairleigh Dickinson 53 55 |
| | | | | | | | | | | | | 267 A Robert Morris 48 65 |
| | | | | | | | | | | | | 268 A New Hampshire 43 32 |
| | | | | | | | | | | | | 273 A Bryant 76 66 |
| | | | | | | | | | | | | 273 H Bryant 59 50 |
| | | | | | | | | | | | | 293 N Delaware St. 76 54 |
| | | | | | | | | | | | | 296 H Massachusetts 78 69 |
| | | | | | | | | | | | | 300 H Vermont 67 41 |
| | | | | | | | | | | | | 301 A Rhode Island 57 49 |
| | | | | | | | | | | | | 324 H LIU Brooklyn 63 54 |
| | | | | | | | | | | | | 333 A Wagner 65 54 |
| | | | | | | | | | | | | 333 H Wagner 82 53 |
| LAST 12 Division I GAMES: | | | | | | | | | | | | |
| 273 | A | Bryant | 76 66 | 251 | A | Fairleigh Dickinson | 53 55 | | | | | |
| 324 | H | LIU Brooklyn | 63 54 | 44 | A | Quinnipiac | 73 82 | | | | | |
| 333 | A | Wagner | 65 54 | 250 | H | St. Francis Brooklyn | 55 29 | | | | | |
| 233 | A | Mt. St. Mary's | 48 50 | 233 | H | Mt. St. Mary's | 77 73 | | | | | |
| 44 | H | Quinnipiac | 53 63 | 333 | H | Wagner | 82 53 | | | | | |
| 190 | A | Monmouth | 63 69 | 106 | H | Sacred Heart | 62 57 | | | | | |

Non-Div I Games:

Central Conn. St.

■ Loss,
 ■ Non-Conf,
 ■ S Site,
 ■ H Home
 ■ A Away
 N Neutral

| | | | | | | | | | | |
|-------------------|----------|-----------|----------------|------------|-------------|---------------|------|------|-------|-----------|
| Average RPI Win: | 184 | WON-LOST | WINNING | LAST 12 | STRENGTH OF | OPP. STRENGTH | TEAM | ADJ. | CONF. | ADJ CONF. |
| Average RPI Loss: | 69 | RECORD | PCT. RANK | GAMES | SCHEDULE | OF SCHEDULE | RPI | RPI | RPI | RPI |
| DIV. I ONLY | 16- 10 | 102 | 9- 3 | 50 | 101 | 60 | 60 | 18 | 18 | |
| DIV. I NON-CONF. | 6- 7 | 183 | 0- 0 | 8 | 9 | 58 | 58 | 17 | 17 | |
| TOTALS | RPI 1-25 | RPI 26-50 | W-L RECORDS | RPI 51-100 | RPI 101-150 | RPI 150+ | | | | |
| 16- 10 | 0- 2 | 3- 2 | OVERALL | 1- 5 | 3- 0 | 9- 1 | | | | |
| 9- 3 | 0- 1 | 1- 1 | HOME | 1- 1 | 1- 0 | 6- 0 | | | | |
| 5- 7 | 0- 1 | 1- 1 | AWAY | 0- 4 | 1- 0 | 3- 1 | | | | |
| 2- 0 | 0- 0 | 1- 0 | NEUTRAL | 0- 0 | 1- 0 | 0- 0 | | | | |
| 6- 7 | 0- 2 | 2- 1 | NON-CONFERENCE | 1- 4 | 1- 0 | 2- 0 | | | | |
| 3- 2 | 0- 1 | 1- 0 | HOME | 1- 1 | 0- 0 | 1- 0 | | | | |
| 1- 5 | 0- 1 | 0- 1 | AWAY | 0- 3 | 0- 0 | 1- 0 | | | | |
| 2- 0 | 0- 0 | 1- 0 | NEUTRAL | 0- 0 | 1- 0 | 0- 0 | | | | |
| 10- 3 | 0- 0 | 1- 1 | CONFERENCE | 0- 1 | 2- 0 | 7- 1 | | | | |
| 6- 1 | 0- 0 | 0- 1 | HOME | 0- 0 | 1- 0 | 5- 0 | | | | |
| 4- 2 | 0- 0 | 1- 0 | AWAY | 0- 1 | 1- 0 | 2- 1 | | | | |
| 0- 0 | 0- 0 | 0- 0 | NEUTRAL | 0- 0 | 0- 0 | 0- 0 | | | | |

| RPI 1-25 | | | | RPI 26-50 | | | | RPI 51-100 Team's RPI: 60 | | | | RPI 101+ | | | |
|---------------------------|---|------------|-------|-----------|---|----------------|-------|---------------------------|---|------------------|-------|----------|---|---------------|-------|
| RPI | S | Opponent | Score | RPI | S | Opponent | Score | RPI | S | Opponent | Score | RPI | S | Opponent | Score |
| 4 | H | Notre Dame | 63 72 | 26 | A | Green Bay | 48 75 | 61 | H | Marquette | 74 78 | 108 | N | Texas | 73 65 |
| 16 | A | Purdue | 71 87 | 26 | H | Green Bay | 54 50 | 65 | H | South Dakota St. | 88 62 | 132 | H | Akron | 92 69 |
| | | | | 43 | A | Toledo | 73 66 | 69 | A | Florida | 75 81 | 142 | A | Miami (OH) | 72 60 |
| | | | | 43 | H | Toledo | 63 76 | 80 | A | San Diego | 72 78 | 172 | A | Bradley | 73 58 |
| | | | | 46 | N | Saint Joseph's | 98 84 | 94 | A | Northwestern | 72 82 | 201 | A | Ball St. | 61 68 |
| | | | | | | | | 96 | A | Bowling Green | 59 84 | 247 | H | Eastern Mich. | 77 51 |
| | | | | | | | | | | | | 257 | H | Buffalo | 86 51 |
| | | | | | | | | | | | | 260 | H | Northern Ill. | 83 56 |
| | | | | | | | | | | | | 261 | A | Western Mich. | 77 53 |
| | | | | | | | | | | | | 261 | H | Western Mich. | 72 58 |
| | | | | | | | | | | | | 267 | H | Robert Morris | 96 56 |
| | | | | | | | | | | | | 323 | A | Ohio | 77 48 |
| | | | | | | | | | | | | 337 | H | Kent St. | 91 44 |
| LAST 12 Division I GAMES: | | | | | | | | | | | | | | | |
| | | | | 43 | H | Toledo | 63 76 | 337 | H | Kent St. | 91 44 | | | | |
| | | | | 261 | A | Western Mich. | 77 53 | 132 | H | Akron | 92 69 | | | | |
| | | | | 142 | A | Miami (OH) | 72 60 | 323 | A | Ohio | 77 48 | | | | |
| | | | | 257 | H | Buffalo | 86 51 | 260 | H | Northern Ill. | 83 56 | | | | |
| | | | | 201 | A | Ball St. | 61 68 | 261 | H | Western Mich. | 72 58 | | | | |
| | | | | 96 | A | Bowling Green | 59 84 | 247 | H | Eastern Mich. | 77 51 | | | | |

Non-Div I Games:

Central Mich.

■ Loss,
■ Non-Conf, S Site,
■ Home
■ Away
N Neutral

Charleston So.

Through Games Of Sunday, February 24, 2013

| | | | | | | | | | | |
|-------------------|----------|-----------|----------------|------------|-------------|---------------|------|------|-------|-----------|
| Average RPI Win: | 326 | WON-LOST | WINNING | LAST 12 | STRENGTH OF | OPP. STRENGTH | TEAM | ADJ. | CONF. | ADJ CONF. |
| Average RPI Loss: | 178 | RECORD | PCT. RANK | GAMES | SCHEDULE | OF SCHEDULE | RPI | RPI | RPI | RPI |
| DIV. I ONLY | 5- 17 | 316 | 3- 9 | 310 | 309 | 327 | 327 | 27 | 27 | |
| DIV. I NON-CONF. | 2- 4 | 242 | 0- 0 | 311 | 180 | 309 | 309 | 28 | 28 | |
| TOTALS | RPI 1-25 | RPI 26-50 | W-L RECORDS | RPI 51-100 | RPI 101-150 | RPI 150+ | | | | |
| 5- 17 | 0- 0 | 0- 0 | OVERALL | 0- 1 | 0- 7 | 5- 9 | | | | |
| 2- 10 | 0- 0 | 0- 0 | HOME | 0- 1 | 0- 3 | 2- 6 | | | | |
| 2- 7 | 0- 0 | 0- 0 | AWAY | 0- 0 | 0- 4 | 2- 3 | | | | |
| 1- 0 | 0- 0 | 0- 0 | NEUTRAL | 0- 0 | 0- 0 | 1- 0 | | | | |
| 2- 4 | 0- 0 | 0- 0 | NON-CONFERENCE | 0- 0 | 0- 2 | 2- 2 | | | | |
| 1- 2 | 0- 0 | 0- 0 | HOME | 0- 0 | 0- 1 | 1- 1 | | | | |
| 0- 2 | 0- 0 | 0- 0 | AWAY | 0- 0 | 0- 1 | 0- 1 | | | | |
| 1- 0 | 0- 0 | 0- 0 | NEUTRAL | 0- 0 | 0- 0 | 1- 0 | | | | |
| 3- 13 | 0- 0 | 0- 0 | CONFERENCE | 0- 1 | 0- 5 | 3- 7 | | | | |
| 1- 8 | 0- 0 | 0- 0 | HOME | 0- 1 | 0- 2 | 1- 5 | | | | |
| 2- 5 | 0- 0 | 0- 0 | AWAY | 0- 0 | 0- 3 | 2- 2 | | | | |
| 0- 0 | 0- 0 | 0- 0 | NEUTRAL | 0- 0 | 0- 0 | 0- 0 | | | | |

| RPI 1-25 | | | RPI 26-50 | | | RPI 51-100 | | | RPI 101+ | | | Team's RPI: 327 |
|---------------------------|---|----------|-----------|-----|---|------------|-----------------|-----|----------|----------|----------------------|-----------------|
| RPI | S | Opponent | Score | RPI | S | Opponent | Score | RPI | S | Opponent | Score | |
| | | | | | | 67 | H Liberty | 33 | 92 | 115 | A Winthrop | 65 85 |
| | | | | | | | | | | 115 | H Winthrop | 65 73 |
| | | | | | | | | | | 120 | A North Carolina St. | 54 81 |
| | | | | | | | | | | 121 | H South Carolina St. | 57 73 |
| | | | | | | | | | | 143 | A Presbyterian | 57 58 |
| | | | | | | | | | | 143 | H Presbyterian | 61 79 |
| | | | | | | | | | | 147 | A High Point | 54 71 |
| | | | | | | | | | | 168 | A Wake Forest | 57 77 |
| | | | | | | | | | | 173 | H Campbell | 55 65 |
| | | | | | | | | | | 174 | H Col. of Charleston | 45 76 |
| | | | | | | | | | | 210 | A Radford | 60 71 |
| | | | | | | | | | | 210 | H Radford | 57 64 |
| | | | | | | | | | | 238 | H Longwood | 52 67 |
| | | | | | | | | | | 285 | A Coastal Caro. | 56 64 |
| | | | | | | | | | | 285 | H Coastal Caro. | 72 77 |
| | | | | | | | | | | 314 | A Gardner-Webb | 55 48 |
| | | | | | | | | | | 314 | H Gardner-Webb | 55 59 |
| | | | | | | | | | | 316 | H Western Caro. | 69 61 |
| | | | | | | | | | | 317 | N UNC Greensboro | 60 57 |
| | | | | | | | | | | 341 | A UNC Asheville | 54 48 |
| | | | | | | | | | | 341 | H UNC Asheville | 73 59 |
| LAST 12 Division I GAMES: | | | | | | | | | | | | |
| | | | | | | 173 | H Campbell | 55 | 65 | 210 | H Radford | 57 64 |
| | | | | | | 285 | H Coastal Caro. | 72 | 77 | 314 | H Gardner-Webb | 55 59 |
| | | | | | | 143 | H Presbyterian | 61 | 79 | 341 | H UNC Asheville | 73 59 |
| | | | | | | 314 | A Gardner-Webb | 55 | 48 | 210 | A Radford | 60 71 |
| | | | | | | 341 | A UNC Asheville | 54 | 48 | 115 | A Winthrop | 65 85 |
| | | | | | | 115 | H Winthrop | 65 | 73 | 238 | H Longwood | 52 67 |

Non-Div I Games: Paine 82 70 Southern Wesleyan 84 52 Trinity Baptist 71 46

Charleston So.

Loss, Non-Conf, S Site, H Home A Away N Neutral

| | | | | | | | | | | |
|-------------------|----------|-----------|----------------|------------|-------------|---------------|------|------|-------|-----------|
| Average RPI Win: | 181 | WON-LOST | WINNING | LAST 12 | STRENGTH OF | OPP. STRENGTH | TEAM | ADJ. | CONF. | ADJ CONF. |
| Average RPI Loss: | 52 | RECORD | PCT. RANK | GAMES | SCHEDULE | OF SCHEDULE | RPI | RPI | RPI | RPI |
| DIV. I ONLY | 22- 4 | 18 | 11- 1 | 166 | 99 | 53 | 53 | 9 | 9 | |
| DIV. I NON-CONF. | 11- 3 | 41 | 0- 0 | 143 | 138 | 76 | 76 | 8 | 8 | |
| TOTALS | RPI 1-25 | RPI 26-50 | W-L RECORDS | RPI 51-100 | RPI 101-150 | RPI 150+ | | | | |
| 22- 4 | 0- 1 | 2- 1 | OVERALL | 2- 2 | 5- 0 | 13- 0 | | | | |
| 11- 3 | 0- 1 | 1- 0 | HOME | 2- 2 | 3- 0 | 5- 0 | | | | |
| 10- 0 | 0- 0 | 1- 0 | AWAY | 0- 0 | 2- 0 | 7- 0 | | | | |
| 1- 1 | 0- 0 | 0- 1 | NEUTRAL | 0- 0 | 0- 0 | 1- 0 | | | | |
| 11- 3 | 0- 1 | 0- 1 | NON-CONFERENCE | 2- 1 | 3- 0 | 6- 0 | | | | |
| 6- 2 | 0- 1 | 0- 0 | HOME | 2- 1 | 1- 0 | 3- 0 | | | | |
| 4- 0 | 0- 0 | 0- 0 | AWAY | 0- 0 | 2- 0 | 2- 0 | | | | |
| 1- 1 | 0- 0 | 0- 1 | NEUTRAL | 0- 0 | 0- 0 | 1- 0 | | | | |
| 11- 1 | 0- 0 | 2- 0 | CONFERENCE | 0- 1 | 2- 0 | 7- 0 | | | | |
| 5- 1 | 0- 0 | 1- 0 | HOME | 0- 1 | 2- 0 | 2- 0 | | | | |
| 6- 0 | 0- 0 | 1- 0 | AWAY | 0- 0 | 0- 0 | 5- 0 | | | | |
| 0- 0 | 0- 0 | 0- 0 | NEUTRAL | 0- 0 | 0- 0 | 0- 0 | | | | |

| RPI 1-25 | | | | RPI 26-50 | | | | RPI 51-100 | | | | Team's RPI: 53 | | RPI 101+ | | | |
|---------------------------|---|-------------|-------|-----------|---|-------------------|-------|------------|---|------------|-------|----------------|-----|-----------------|-------------------|-------|--|
| RPI | S | Opponent | Score | RPI | S | Opponent | Score | RPI | S | Opponent | Score | | RPI | S | Opponent | Score | |
| 23 | H | Florida St. | 54 70 | 34 | H | Duquesne | 63 54 | 51 | H | FGCU | 79 60 | | 107 | H | Butler | 59 49 | |
| | | | | 43 | N | Toledo | 66 76 | 71 | H | Kansas St. | 63 67 | | 111 | H | Stetson | 81 73 | |
| | | | | 46 | A | Saint Joseph's | 71 66 | 72 | H | Fordham | 56 59 | | 126 | H | Temple | 66 43 | |
| | | | | | | | | 87 | H | Davidson | 69 54 | | 140 | A | N.C. A&T | 57 47 | |
| | | | | | | | | | | | | | 146 | A | UCF | 62 59 | |
| | | | | | | | | | | | | | 160 | H | George Washington | 68 56 | |
| | | | | | | | | | | | | | 171 | A | TCU | 82 68 | |
| | | | | | | | | | | | | | 195 | A | La Salle | 73 56 | |
| | | | | | | | | | | | | | 196 | H | Xavier | 67 55 | |
| | | | | | | | | | | | | | 205 | A | Saint Louis | 71 54 | |
| | | | | | | | | | | | | | 217 | A | St. Bonaventure | 64 57 | |
| | | | | | | | | | | | | | 227 | N | Mississippi Val. | 63 48 | |
| | | | | | | | | | | | | | 253 | H | Coppin St. | 70 53 | |
| | | | | | | | | | | | | | 270 | H | Colgate | 57 33 | |
| | | | | | | | | | | | | | 296 | A | Massachusetts | 79 60 | |
| | | | | | | | | | | | | | 297 | A | UNC Wilmington | 63 58 | |
| | | | | | | | | | | | | | 301 | A | Rhode Island | 53 42 | |
| | | | | | | | | | | | | | 338 | H | N.C. Central | 80 31 | |
| LAST 12 Division I GAMES: | | | | | | | | | | | | | | | | | |
| | | | | 195 | A | La Salle | 73 56 | | | | | 34 | H | Duquesne | 63 54 | | |
| | | | | 296 | A | Massachusetts | 79 60 | | | | | 217 | A | St. Bonaventure | 64 57 | | |
| | | | | 160 | H | George Washington | 68 56 | | | | | 205 | A | Saint Louis | 71 54 | | |
| | | | | 107 | H | Butler | 59 49 | | | | | 196 | H | Xavier | 67 55 | | |
| | | | | 46 | A | Saint Joseph's | 71 66 | | | | | 301 | A | Rhode Island | 53 42 | | |
| | | | | 126 | H | Temple | 66 43 | | | | | 72 | H | Fordham | 56 59 | | |

Non-Div I Games:

Charlotte

Chattanooga

Through Games Of Sunday, February 24, 2013

| | | | | | | | | | |
|------------------------------|--------------|-----------|----------------|-------------|---------------|-----------|-----------|-----------|-----------|
| Average RPI Win: 227 | WON-LOST | WINNING | LAST 12 | STRENGTH OF | OPP. STRENGTH | TEAM | ADJ. | CONF. | ADJ CONF. |
| Average RPI Loss: 101 | RECORD | PCT. RANK | GAMES | SCHEDULE | OF SCHEDULE | RPI | RPI | RPI | RPI |
| DIV. I ONLY | 24- 3 | 11 | 12- 0 | 284 | 201 | 56 | 56 | 21 | 21 |
| DIV. I NON-CONF. | 7- 2 | 48 | 0- 0 | 168 | 59 | 43 | 43 | 25 | 25 |
| TOTALS | RPI 1-25 | RPI 26-50 | W-L RECORDS | RPI 51-100 | RPI 101-150 | RPI 150+ | | | |
| 24- 3 | 1- 0 | 0- 1 | OVERALL | 1- 1 | 2- 0 | 20- 1 | | | |
| 12- 0 | 1- 0 | 0- 0 | HOME | 0- 0 | 1- 0 | 10- 0 | | | |
| 11- 3 | 0- 0 | 0- 1 | AWAY | 1- 1 | 1- 0 | 9- 1 | | | |
| 1- 0 | 0- 0 | 0- 0 | NEUTRAL | 0- 0 | 0- 0 | 1- 0 | | | |
| 7- 2 | 1- 0 | 0- 1 | NON-CONFERENCE | 0- 1 | 1- 0 | 5- 0 | | | |
| 3- 0 | 1- 0 | 0- 0 | HOME | 0- 0 | 0- 0 | 2- 0 | | | |
| 3- 2 | 0- 0 | 0- 1 | AWAY | 0- 1 | 1- 0 | 2- 0 | | | |
| 1- 0 | 0- 0 | 0- 0 | NEUTRAL | 0- 0 | 0- 0 | 1- 0 | | | |
| 17- 1 | 0- 0 | 0- 0 | CONFERENCE | 1- 0 | 1- 0 | 15- 1 | | | |
| 9- 0 | 0- 0 | 0- 0 | HOME | 0- 0 | 1- 0 | 8- 0 | | | |
| 8- 1 | 0- 0 | 0- 0 | AWAY | 1- 0 | 0- 0 | 7- 1 | | | |
| 0- 0 | 0- 0 | 0- 0 | NEUTRAL | 0- 0 | 0- 0 | 0- 0 | | | |

| RPI 1-25 | | | | RPI 26-50 | | | | RPI 51-100 | | | | RPI 101+ | | | |
|---------------------------|---|--------------------|-------|-----------|---|-----------------|-------|------------|---|----------|-------|----------|---|--------------------|-------|
| RPI | S | Opponent | Score | RPI | S | Opponent | Score | RPI | S | Opponent | Score | RPI | S | Opponent | Score |
| 7 | H | Tennessee | 80 71 | 36 | A | St. Mary's (CA) | 67 70 | 87 | A | Davidson | 60 56 | 103 | H | Appalachian St. | 59 55 |
| | | | | | | | | 90 | A | Auburn | 40 53 | 133 | A | UAB | 66 57 |
| | | | | | | | | | | | | 165 | A | Alabama | 72 58 |
| | | | | | | | | | | | | 174 | A | Col. of Charleston | 73 58 |
| | | | | | | | | | | | | 174 | H | Col. of Charleston | 64 53 |
| | | | | | | | | | | | | 178 | A | Elon | 60 70 |
| | | | | | | | | | | | | 178 | H | Elon | 63 40 |
| | | | | | | | | | | | | 187 | A | Belmont | 84 54 |
| | | | | | | | | | | | | 199 | A | Furman | 60 57 |
| | | | | | | | | | | | | 199 | H | Furman | 83 40 |
| | | | | | | | | | | | | 209 | N | Portland St. | 68 59 |
| | | | | | | | | | | | | 248 | H | East Tenn. St. | 81 48 |
| | | | | | | | | | | | | 255 | A | Samford | 66 60 |
| | | | | | | | | | | | | 255 | H | Samford | 60 46 |
| | | | | | | | | | | | | 308 | A | Ga. Southern | 67 50 |
| | | | | | | | | | | | | 308 | H | Ga. Southern | 75 43 |
| | | | | | | | | | | | | 316 | A | Western Caro. | 70 43 |
| | | | | | | | | | | | | 316 | H | Western Caro. | 81 39 |
| | | | | | | | | | | | | 317 | A | UNC Greensboro | 76 46 |
| | | | | | | | | | | | | 317 | H | UNC Greensboro | 74 68 |
| | | | | | | | | | | | | 320 | A | Wofford | 63 44 |
| | | | | | | | | | | | | 320 | H | Wofford | 68 54 |
| | | | | | | | | | | | | 343 | H | Jacksonville St. | 72 59 |
| LAST 12 Division I GAMES: | | | | | | | | | | | | | | | |
| 316 | H | Western Caro. | 81 39 | 320 | A | Wofford | 63 44 | | | | | | | | |
| 308 | A | Ga. Southern | 67 50 | 199 | A | Furman | 60 57 | | | | | | | | |
| 174 | A | Col. of Charleston | 73 58 | 103 | H | Appalachian St. | 59 55 | | | | | | | | |
| 317 | H | UNC Greensboro | 74 68 | 255 | A | Samford | 66 60 | | | | | | | | |
| 178 | H | Elon | 63 40 | 316 | A | Western Caro. | 70 43 | | | | | | | | |
| 255 | H | Samford | 60 46 | 87 | A | Davidson | 60 56 | | | | | | | | |

Non-Div I Games:

Chattanooga

Loss, Non-Conf, S Site, H Home A Away N Neutral

| | | | | | | | | | | |
|-------------------|----------|-----------|----------------|------------|-------------|---------------|------|------|-------|-----------|
| Average RPI Win: | 294 | WON-LOST | WINNING | LAST 12 | STRENGTH OF | OPP. STRENGTH | TEAM | ADJ. | CONF. | ADJ CONF. |
| Average RPI Loss: | 207 | RECORD | PCT. RANK | GAMES | SCHEDULE | OF SCHEDULE | RPI | RPI | RPI | RPI |
| DIV. I ONLY | 3- 21 | 331 | 3- 9 | 312 | 326 | 342 | 342 | 33 | 33 | |
| DIV. I NON-CONF. | 1- 18 | 336 | 1- 6 | 240 | 284 | 338 | 338 | 33 | 33 | |
| TOTALS | RPI 1-25 | RPI 26-50 | W-L RECORDS | RPI 51-100 | RPI 101-150 | RPI 150+ | | | | |
| 3- 21 | 0- 0 | 0- 0 | OVERALL | 0- 2 | 0- 5 | 3- 14 | | | | |
| 3- 8 | 0- 0 | 0- 0 | HOME | 0- 0 | 0- 2 | 3- 6 | | | | |
| 0- 13 | 0- 0 | 0- 0 | AWAY | 0- 2 | 0- 3 | 0- 8 | | | | |
| 0- 0 | 0- 0 | 0- 0 | NEUTRAL | 0- 0 | 0- 0 | 0- 0 | | | | |
| 1- 18 | 0- 0 | 0- 0 | NON-CONFERENCE | 0- 2 | 0- 5 | 1- 11 | | | | |
| 1- 6 | 0- 0 | 0- 0 | HOME | 0- 0 | 0- 2 | 1- 4 | | | | |
| 0- 12 | 0- 0 | 0- 0 | AWAY | 0- 2 | 0- 3 | 0- 7 | | | | |
| 0- 0 | 0- 0 | 0- 0 | NEUTRAL | 0- 0 | 0- 0 | 0- 0 | | | | |
| 2- 3 | 0- 0 | 0- 0 | CONFERENCE | 0- 0 | 0- 0 | 2- 3 | | | | |
| 2- 2 | 0- 0 | 0- 0 | HOME | 0- 0 | 0- 0 | 2- 2 | | | | |
| 0- 1 | 0- 0 | 0- 0 | AWAY | 0- 0 | 0- 0 | 0- 1 | | | | |
| 0- 0 | 0- 0 | 0- 0 | NEUTRAL | 0- 0 | 0- 0 | 0- 0 | | | | |

| RPI 1-25 | | | | RPI 26-50 | | | | RPI 51-100 | | | | RPI 101+ | | | | Team's RPI: 342 | |
|---------------------------|---|-------------------|-------|-----------|---|-----------------|-------|------------|---|--------------|-------|----------|---|-------------------|-------|-----------------|--|
| RPI | S | Opponent | Score | RPI | S | Opponent | Score | RPI | S | Opponent | Score | RPI | S | Opponent | Score | | |
| | | | | | | | | 88 | A | Hampton | 35 87 | 105 | A | Missouri | 55 88 | | |
| | | | | | | | | 94 | A | Northwestern | 38 82 | | | | | | |
| | | | | | | | | | | | | 114 | A | Indiana St. | 35 69 | | |
| | | | | | | | | | | | | 127 | A | IUPUI | 30 65 | | |
| | | | | | | | | | | | | 132 | H | Akron | 45 86 | | |
| | | | | | | | | | | | | 142 | H | Miami (OH) | 37 71 | | |
| | | | | | | | | | | | | 152 | A | UNI | 41 81 | | |
| | | | | | | | | | | | | 154 | A | Rice | 42 68 | | |
| | | | | | | | | | | | | 220 | A | Loyola Chicago | 43 81 | | |
| | | | | | | | | | | | | 222 | H | Milwaukee | 58 82 | | |
| | | | | | | | | | | | | 234 | H | Neb. Omaha | 47 62 | | |
| | | | | | | | | | | | | 246 | A | Western Ill. | 52 87 | | |
| | | | | | | | | | | | | 246 | H | Western Ill. | 56 54 | | |
| | | | | | | | | | | | | 257 | A | Drake | 39 67 | | |
| | | | | | | | | | | | | 261 | A | Western Mich. | 38 80 | | |
| | | | | | | | | | | | | 277 | A | CSU Bakersfield | 54 72 | | |
| | | | | | | | | | | | | 277 | H | CSU Bakersfield | 51 70 | | |
| | | | | | | | | | | | | 292 | H | NJIT | 58 57 | | |
| | | | | | | | | | | | | 304 | A | Utah Valley | 38 71 | | |
| | | | | | | | | | | | | 304 | H | Utah Valley | 55 63 | | |
| | | | | | | | | | | | | 313 | H | Southern Ill. | 66 69 | | |
| | | | | | | | | | | | | 318 | H | Tex.-Pan American | 40 71 | | |
| | | | | | | | | | | | | 344 | H | Houston Baptist | 73 62 | | |
| LAST 12 Division I GAMES: | | | | | | | | | | | | | | | | | |
| 304 | H | Utah Valley | 55 63 | 277 | H | CSU Bakersfield | 51 70 | | | | | | | | | | |
| 277 | A | CSU Bakersfield | 54 72 | 292 | H | NJIT | 58 57 | | | | | | | | | | |
| 318 | H | Tex.-Pan American | 40 71 | 234 | H | Neb. Omaha | 47 62 | | | | | | | | | | |
| 127 | A | IUPUI | 30 65 | 304 | A | Utah Valley | 38 71 | | | | | | | | | | |
| 246 | H | Western Ill. | 56 54 | 246 | A | Western Ill. | 52 87 | | | | | | | | | | |
| 344 | H | Houston Baptist | 73 62 | 132 | H | Akron | 45 86 | | | | | | | | | | |

Non-Div I Games: Ind.-Northwest 67 44 Central Methodist 48 50

Chicago St.

| | | | | | | | | | | |
|-------------------|----------|-----------|----------------|------------|-------------|---------------|------|------|-------|-----------|
| Average RPI Win: | 203 | WON-LOST | WINNING | LAST 12 | STRENGTH OF | OPP. STRENGTH | TEAM | ADJ. | CONF. | ADJ CONF. |
| Average RPI Loss: | 77 | RECORD | PCT. RANK | GAMES | SCHEDULE | OF SCHEDULE | RPI | RPI | RPI | RPI |
| DIV. I ONLY | 11- 16 | 217 | 3- 9 | 74 | 69 | 169 | 169 | 4 | 4 | |
| DIV. I NON-CONF. | 8- 5 | 114 | 0- 0 | 205 | 272 | 163 | 163 | 3 | 3 | |
| TOTALS | RPI 1-25 | RPI 26-50 | W-L RECORDS | RPI 51-100 | RPI 101-150 | RPI 150+ | | | | |
| 11- 16 | 0- 4 | 0- 4 | OVERALL | 2- 3 | 0- 2 | 9- 3 | | | | |
| 8- 6 | 0- 2 | 0- 2 | HOME | 2- 0 | 0- 0 | 6- 2 | | | | |
| 2- 9 | 0- 2 | 0- 2 | AWAY | 0- 3 | 0- 2 | 2- 0 | | | | |
| 1- 1 | 0- 0 | 0- 0 | NEUTRAL | 0- 0 | 0- 0 | 1- 1 | | | | |
| 8- 5 | 0- 0 | 0- 0 | NON-CONFERENCE | 1- 1 | 0- 2 | 7- 2 | | | | |
| 6- 1 | 0- 0 | 0- 0 | HOME | 1- 0 | 0- 0 | 5- 1 | | | | |
| 1- 3 | 0- 0 | 0- 0 | AWAY | 0- 1 | 0- 2 | 1- 0 | | | | |
| 1- 1 | 0- 0 | 0- 0 | NEUTRAL | 0- 0 | 0- 0 | 1- 1 | | | | |
| 3- 11 | 0- 4 | 0- 4 | CONFERENCE | 1- 2 | 0- 0 | 2- 1 | | | | |
| 2- 5 | 0- 2 | 0- 2 | HOME | 1- 0 | 0- 0 | 1- 1 | | | | |
| 1- 6 | 0- 2 | 0- 2 | AWAY | 0- 2 | 0- 0 | 1- 0 | | | | |
| 0- 0 | 0- 0 | 0- 0 | NEUTRAL | 0- 0 | 0- 0 | 0- 0 | | | | |

| RPI 1-25 | | | | RPI 26-50 | | | | RPI 51-100 | | | | RPI 101+ Team's RPI: 169 | | | |
|---------------------------|---|-----------------|-------|-----------|---|-----------------|-------|------------|---|----------------|-------|--------------------------|---|--------------------|-------|
| RPI | S | Opponent | Score | RPI | S | Opponent | Score | RPI | S | Opponent | Score | RPI | S | Opponent | Score |
| 2 | H | Connecticut | 31 67 | 27 | H | DePaul | 45 51 | 58 | A | South Fla. | 44 77 | 128 | A | Hawaii | 63 65 |
| 4 | A | Notre Dame | 42 64 | 37 | H | Syracuse | 48 72 | 61 | H | Marquette | 54 52 | 132 | A | Akron | 54 67 |
| 21 | A | Louisville | 33 72 | 40 | A | St. John's (NY) | 46 75 | 63 | H | Youngstown St. | 57 46 | 165 | N | Alabama | 47 58 |
| 22 | H | Villanova | 51 54 | 50 | A | Georgetown | 52 54 | 64 | A | Rutgers | 46 55 | 174 | H | Col. of Charleston | 66 57 |
| | | | | | | | | 86 | A | Ohio St. | 49 87 | 176 | H | Northern Ky. | 49 31 |
| | | | | | | | | | | | | 183 | H | Eastern Ky. | 59 48 |
| | | | | | | | | | | | | 187 | H | Belmont | 68 54 |
| | | | | | | | | | | | | 192 | H | Providence | 64 45 |
| | | | | | | | | | | | | 196 | H | Xavier | 67 69 |
| | | | | | | | | | | | | 206 | H | Seton Hall | 56 64 |
| | | | | | | | | | | | | 235 | A | Pittsburgh | 59 50 |
| | | | | | | | | | | | | 303 | H | Morehead St. | 55 45 |
| | | | | | | | | | | | | 324 | N | LIU Brooklyn | 59 48 |
| | | | | | | | | | | | | 337 | A | Kent St. | 59 41 |
| LAST 12 Division I GAMES: | | | | | | | | | | | | | | | |
| 192 | H | Providence | 64 45 | 4 | A | Notre Dame | 42 64 | | | | | | | | |
| 235 | A | Pittsburgh | 59 50 | 50 | A | Georgetown | 52 54 | | | | | | | | |
| 40 | A | St. John's (NY) | 46 75 | 2 | H | Connecticut | 31 67 | | | | | | | | |
| 61 | H | Marquette | 54 52 | 27 | H | DePaul | 45 51 | | | | | | | | |
| 64 | A | Rutgers | 46 55 | 21 | A | Louisville | 33 72 | | | | | | | | |
| 37 | H | Syracuse | 48 72 | 58 | A | South Fla. | 44 77 | | | | | | | | |

Non-Div I Games:

Cincinnati

■ Loss,
 ■ Non-Conf,
 ■ S Site,
 ■ H Home
 ■ A Away
 N Neutral

| | | | | | | | | | | |
|-------------------|----------|-----------|----------------|------------|-------------|---------------|------|------|-------|-----------|
| Average RPI Win: | 177 | WON-LOST | WINNING | LAST 12 | STRENGTH OF | OPP. STRENGTH | TEAM | ADJ. | CONF. | ADJ CONF. |
| Average RPI Loss: | 75 | RECORD | PCT. RANK | GAMES | SCHEDULE | OF SCHEDULE | RPI | RPI | RPI | RPI |
| DIV. I ONLY | 9- 18 | 269 | 5- 7 | 42 | 51 | 166 | 166 | 5 | 5 | |
| DIV. I NON-CONF. | 4- 7 | 231 | 0- 0 | 119 | 191 | 236 | 236 | 4 | 4 | |
| TOTALS | RPI 1-25 | RPI 26-50 | W-L RECORDS | RPI 51-100 | RPI 101-150 | RPI 150+ | | | | |
| 9- 18 | 0- 7 | 0- 0 | OVERALL | 1- 4 | 3- 5 | 5- 2 | | | | |
| 5- 9 | 0- 3 | 0- 0 | HOME | 1- 3 | 1- 3 | 3- 0 | | | | |
| 3- 7 | 0- 4 | 0- 0 | AWAY | 0- 1 | 2- 1 | 1- 1 | | | | |
| 1- 2 | 0- 0 | 0- 0 | NEUTRAL | 0- 0 | 0- 1 | 1- 1 | | | | |
| 4- 7 | 0- 1 | 0- 0 | NON-CONFERENCE | 0- 1 | 0- 3 | 4- 2 | | | | |
| 3- 3 | 0- 0 | 0- 0 | HOME | 0- 1 | 0- 2 | 3- 0 | | | | |
| 0- 2 | 0- 1 | 0- 0 | AWAY | 0- 0 | 0- 0 | 0- 1 | | | | |
| 1- 2 | 0- 0 | 0- 0 | NEUTRAL | 0- 0 | 0- 1 | 1- 1 | | | | |
| 5- 11 | 0- 6 | 0- 0 | CONFERENCE | 1- 3 | 3- 2 | 1- 0 | | | | |
| 2- 6 | 0- 3 | 0- 0 | HOME | 1- 2 | 1- 1 | 0- 0 | | | | |
| 3- 5 | 0- 3 | 0- 0 | AWAY | 0- 1 | 2- 1 | 1- 0 | | | | |
| 0- 0 | 0- 0 | 0- 0 | NEUTRAL | 0- 0 | 0- 0 | 0- 0 | | | | |

| RPI 1-25 | | | | RPI 26-50 | | | | RPI 51-100 | | | | RPI 101+ Team's RPI: 166 | | | |
|---------------------------|---|--------------------|-------|-----------|---|----------------|-------|------------|---|--------------|-------|--------------------------|---|--------------------|-------|
| RPI | S | Opponent | Score | RPI | S | Opponent | Score | RPI | S | Opponent | Score | RPI | S | Opponent | Score |
| 6 | A | Duke | 45 82 | | | | | 54 | A | Miami (FL) | 56 78 | 120 | A | North Carolina St. | 45 79 |
| 6 | H | Duke | 46 60 | | | | | 54 | H | Miami (FL) | 46 62 | 121 | H | South Carolina St. | 55 67 |
| 10 | A | Maryland | 45 75 | | | | | 58 | H | South Fla. | 73 75 | 124 | A | Virginia Tech | 47 37 |
| 10 | H | Maryland | 40 80 | | | | | 76 | H | Georgia Tech | 59 81 | 124 | H | Virginia Tech | 51 46 |
| 11 | A | South Carolina | 43 64 | | | | | 77 | H | Virginia | 64 62 | 131 | A | Boston College | 64 61 |
| 18 | H | North Carolina | 58 65 | | | | | | | | | 131 | H | Boston College | 43 66 |
| 23 | A | Florida St. | 61 83 | | | | | | | | | 139 | N | Montana St. | 52 58 |
| | | | | | | | | | | | | 143 | H | Presbyterian | 46 49 |
| | | | | | | | | | | | | 168 | A | Wake Forest | 74 64 |
| | | | | | | | | | | | | 175 | A | Indiana | 49 52 |
| | | | | | | | | | | | | 192 | N | Providence | 62 47 |
| | | | | | | | | | | | | 200 | N | SIU Edwardsville | 43 49 |
| | | | | | | | | | | | | 210 | H | Radford | 74 55 |
| | | | | | | | | | | | | 255 | H | Samford | 63 51 |
| | | | | | | | | | | | | 311 | H | Jacksonville | 87 58 |
| LAST 12 Division I GAMES: | | | | | | | | | | | | | | | |
| 131 | A | Boston College | 64 61 | 23 | A | Florida St. | 61 83 | | | | | | | | |
| 77 | H | Virginia | 64 62 | 124 | A | Virginia Tech | 47 37 | | | | | | | | |
| 124 | H | Virginia Tech | 51 46 | 10 | H | Maryland | 40 80 | | | | | | | | |
| 10 | A | Maryland | 45 75 | 6 | H | Duke | 46 60 | | | | | | | | |
| 120 | A | North Carolina St. | 45 79 | 168 | A | Wake Forest | 74 64 | | | | | | | | |
| 54 | H | Miami (FL) | 46 62 | 131 | H | Boston College | 43 66 | | | | | | | | |

Non-Div I Games:

Clemson

■ Loss,
 ■ Non-Conf, S Site,
 ■ Home
 ■ Away
 N Neutral

| | | | | | | | | | | |
|-------------------|----------|-----------|----------------|------------|-------------|---------------|------|------|-------|-----------|
| Average RPI Win: | 216 | WON-LOST | WINNING | LAST 12 | STRENGTH OF | OPP. STRENGTH | TEAM | ADJ. | CONF. | ADJ CONF. |
| Average RPI Loss: | 149 | RECORD | PCT. RANK | GAMES | SCHEDULE | OF SCHEDULE | RPI | RPI | RPI | RPI |
| DIV. I ONLY | 11- 14 | 199 | 3- 9 | 194 | 173 | 219 | 219 | 12 | 12 | |
| DIV. I NON-CONF. | 7- 5 | 130 | 0- 0 | 274 | 195 | 192 | 192 | 12 | 12 | |
| TOTALS | RPI 1-25 | RPI 26-50 | W-L RECORDS | RPI 51-100 | RPI 101-150 | RPI 150+ | | | | |
| 11- 14 | 0- 0 | 0- 2 | OVERALL | 0- 3 | 2- 3 | 9- 6 | | | | |
| 8- 4 | 0- 0 | 0- 1 | HOME | 0- 1 | 2- 1 | 6- 1 | | | | |
| 3- 9 | 0- 0 | 0- 1 | AWAY | 0- 2 | 0- 1 | 3- 5 | | | | |
| 0- 1 | 0- 0 | 0- 0 | NEUTRAL | 0- 0 | 0- 1 | 0- 0 | | | | |
| 7- 5 | 0- 0 | 0- 0 | NON-CONFERENCE | 0- 1 | 1- 2 | 6- 2 | | | | |
| 5- 1 | 0- 0 | 0- 0 | HOME | 0- 0 | 1- 1 | 4- 0 | | | | |
| 2- 3 | 0- 0 | 0- 0 | AWAY | 0- 1 | 0- 0 | 2- 2 | | | | |
| 0- 1 | 0- 0 | 0- 0 | NEUTRAL | 0- 0 | 0- 1 | 0- 0 | | | | |
| 4- 9 | 0- 0 | 0- 2 | CONFERENCE | 0- 2 | 1- 1 | 3- 4 | | | | |
| 3- 3 | 0- 0 | 0- 1 | HOME | 0- 1 | 1- 0 | 2- 1 | | | | |
| 1- 6 | 0- 0 | 0- 1 | AWAY | 0- 1 | 0- 1 | 1- 3 | | | | |
| 0- 0 | 0- 0 | 0- 0 | NEUTRAL | 0- 0 | 0- 0 | 0- 0 | | | | |

| RPI S | Opponent | Score | RPI S | Opponent | Score | RPI S | Opponent | Score | RPI S | Opponent | Score | Team's RPI: 219 |
|---------------------------|------------------|-------|-------|------------------|-------|-------|------------------|-------|-------|----------|-------|-----------------|
| 26 | A Green Bay | 51 88 | 55 | A Illinois | 64 83 | 107 | H Butler | 54 56 | | | | |
| 26 | H Green Bay | 49 52 | 63 | A Youngstown St. | 69 73 | 118 | A Detroit | 77 96 | | | | |
| | | | 63 | H Youngstown St. | 63 72 | 118 | H Detroit | 77 66 | | | | |
| | | | | | | 137 | N Santa Clara | 71 82 | | | | |
| | | | | | | 142 | H Miami (OH) | 87 75 | | | | |
| | | | | | | 175 | A Indiana | 69 58 | | | | |
| | | | | | | 207 | H Wright St. | 68 63 | | | | |
| | | | | | | 213 | A Tennessee St. | 66 59 | | | | |
| | | | | | | 220 | A Loyola Chicago | 78 79 | | | | |
| | | | | | | 222 | A Milwaukee | 72 73 | | | | |
| | | | | | | 222 | H Milwaukee | 60 63 | | | | |
| | | | | | | 225 | H South Dakota | 60 46 | | | | |
| | | | | | | 228 | A Valparaiso | 84 92 | | | | |
| | | | | | | 229 | H VCU | 68 57 | | | | |
| | | | | | | 236 | H Ole Miss | 67 55 | | | | |
| | | | | | | 268 | H New Hampshire | 58 47 | | | | |
| | | | | | | 269 | A Nevada | 79 86 | | | | |
| | | | | | | 280 | A Ill.-Chicago | 73 69 | | | | |
| | | | | | | 280 | H Ill.-Chicago | 75 69 | | | | |
| | | | | | | 323 | A Ohio | 56 63 | | | | |
| LAST 12 Division I GAMES: | | | | | | | | | | | | |
| 63 | A Youngstown St. | 69 73 | 228 | A Valparaiso | 84 92 | | | | | | | |
| 222 | A Milwaukee | 72 73 | 118 | A Detroit | 77 96 | | | | | | | |
| 26 | A Green Bay | 51 88 | 63 | H Youngstown St. | 63 72 | | | | | | | |
| 280 | H Ill.-Chicago | 75 69 | 222 | H Milwaukee | 60 63 | | | | | | | |
| 220 | A Loyola Chicago | 78 79 | 26 | H Green Bay | 49 52 | | | | | | | |
| 207 | H Wright St. | 68 63 | 118 | H Detroit | 77 66 | | | | | | | |

Non-Div I Games: Lake Erie 70 51

Cleveland St.

■ Loss,
 ■ Non-Conf,
 ■ S Site,
 ■ H Home
 ■ A Away
 N Neutral

Coastal Caro.

Average RPI Win: **307**
 Average RPI Loss: **160**

WON-LOST
 RECORD

WINNING
 PCT. RANK

LAST 12
 GAMES

Through Games Of Sunday, February 24, 2013

STRENGTH OF
 SCHEDULE

OPP. STRENGTH
 OF SCHEDULE

TEAM
 RPI

ADJ.
 RPI

CONF.
 RPI

ADJ CONF.
 RPI

| | | | | | | | | | |
|------------------|----------|-----------|----------------|------------|-------------|----------|-----|----|----|
| DIV. I ONLY | 10- 13 | 203 | 6- 6 | 318 | 316 | 285 | 285 | 27 | 27 |
| DIV. I NON-CONF. | 2- 5 | 271 | 0- 0 | 280 | 281 | 321 | 321 | 28 | 28 |
| TOTALS | RPI 1-25 | RPI 26-50 | W-L RECORDS | RPI 51-100 | RPI 101-150 | RPI 150+ | | | |
| 10- 13 | 0- 1 | 0- 0 | OVERALL | 0- 1 | 0- 5 | 10- 6 | | | |
| 7- 5 | 0- 1 | 0- 0 | HOME | 0- 1 | 0- 3 | 7- 0 | | | |
| 3- 7 | 0- 0 | 0- 0 | AWAY | 0- 0 | 0- 2 | 3- 5 | | | |
| 0- 1 | 0- 0 | 0- 0 | NEUTRAL | 0- 0 | 0- 0 | 0- 1 | | | |
| 2- 5 | 0- 1 | 0- 0 | NON-CONFERENCE | 0- 0 | 0- 1 | 2- 3 | | | |
| 2- 1 | 0- 1 | 0- 0 | HOME | 0- 0 | 0- 0 | 2- 0 | | | |
| 0- 3 | 0- 0 | 0- 0 | AWAY | 0- 0 | 0- 1 | 0- 2 | | | |
| 0- 1 | 0- 0 | 0- 0 | NEUTRAL | 0- 0 | 0- 0 | 0- 1 | | | |
| 8- 8 | 0- 0 | 0- 0 | CONFERENCE | 0- 1 | 0- 4 | 8- 3 | | | |
| 5- 4 | 0- 0 | 0- 0 | HOME | 0- 1 | 0- 3 | 5- 0 | | | |
| 3- 4 | 0- 0 | 0- 0 | AWAY | 0- 0 | 0- 1 | 3- 3 | | | |
| 0- 0 | 0- 0 | 0- 0 | NEUTRAL | 0- 0 | 0- 0 | 0- 0 | | | |

| RPI 1-25 | | | | RPI 26-50 | | | | RPI 51-100 | | | | RPI 101+ Team's RPI: 285 | | | |
|---------------------------|---|----------------|--------------|-----------|---|---------------|--------------|------------|---|----------|--------------|--------------------------|---|--------------------|--------------|
| RPI | S | Opponent | Score | RPI | S | Opponent | Score | RPI | S | Opponent | Score | RPI | S | Opponent | Score |
| 18 | H | North Carolina | 49 75 | | | | | 67 | H | Liberty | 48 76 | 115 | H | Winthrop | 52 76 |
| | | | | | | | | | | | | 121 | A | South Carolina St. | 55 78 |
| | | | | | | | | | | | | 143 | A | Presbyterian | 30 50 |
| | | | | | | | | | | | | 143 | H | Presbyterian | 54 65 |
| | | | | | | | | | | | | 147 | H | High Point | 54 70 |
| | | | | | | | | | | | | 173 | A | Campbell | 54 64 |
| | | | | | | | | | | | | 174 | A | Col. of Charleston | 38 56 |
| | | | | | | | | | | | | 210 | A | Radford | 50 68 |
| | | | | | | | | | | | | 210 | H | Radford | 52 51 |
| | | | | | | | | | | | | 238 | A | Longwood | 63 77 |
| | | | | | | | | | | | | 238 | H | Longwood | 66 62 |
| | | | | | | | | | | | | 249 | A | IPFW | 46 51 |
| | | | | | | | | | | | | 282 | N | North Florida | 58 69 |
| | | | | | | | | | | | | 314 | A | Gardner-Webb | 65 62 |
| | | | | | | | | | | | | 314 | H | Gardner-Webb | 70 67 |
| | | | | | | | | | | | | 316 | H | Western Caro. | 56 42 |
| | | | | | | | | | | | | 327 | A | Charleston So. | 77 72 |
| | | | | | | | | | | | | 327 | H | Charleston So. | 64 56 |
| | | | | | | | | | | | | 338 | H | N.C. Central | 58 39 |
| | | | | | | | | | | | | 341 | A | UNC Asheville | 50 46 |
| | | | | | | | | | | | | 341 | H | UNC Asheville | 73 62 |
| LAST 12 Division I GAMES: | | | | | | | | | | | | | | | |
| 327 | A | Charleston So. | 77 72 | 341 | H | UNC Asheville | 73 62 | | | | | | | | |
| 314 | H | Gardner-Webb | 70 67 | 115 | H | Winthrop | 52 76 | | | | | | | | |
| 143 | H | Presbyterian | 54 65 | 238 | A | Longwood | 63 77 | | | | | | | | |
| 341 | A | UNC Asheville | 50 46 | 210 | A | Radford | 50 68 | | | | | | | | |
| 210 | H | Radford | 52 51 | 67 | H | Liberty | 48 76 | | | | | | | | |
| 238 | H | Longwood | 66 62 | 147 | H | High Point | 54 70 | | | | | | | | |

Non-Div I Games: Columbia (SC) 79 54 Southern Va. 79 46 Converse 70 43

Coastal Caro.

Loss, Non-Conf, S Site, H Home A Away N Neutral

| | | | | | | | | | | |
|-------------------|----------|-----------|----------------|------------|-------------|---------------|------|------|-------|-----------|
| Average RPI Win: | 240 | WON-LOST | WINNING | LAST 12 | STRENGTH OF | OPP. STRENGTH | TEAM | ADJ. | CONF. | ADJ CONF. |
| Average RPI Loss: | 130 | RECORD | PCT. RANK | GAMES | SCHEDULE | OF SCHEDULE | RPI | RPI | RPI | RPI |
| DIV. I ONLY | 12- 14 | 176 | 5- 7 | 114 | 241 | 174 | 174 | 21 | 21 | |
| DIV. I NON-CONF. | 4- 5 | 204 | 0- 0 | 54 | 117 | 94 | 94 | 25 | 25 | |
| TOTALS | RPI 1-25 | RPI 26-50 | W-L RECORDS | RPI 51-100 | RPI 101-150 | RPI 150+ | | | | |
| 12- 14 | 0- 1 | 0- 1 | OVERALL | 3- 3 | 0- 4 | 9- 5 | | | | |
| 6- 6 | 0- 0 | 0- 0 | HOME | 1- 2 | 0- 2 | 5- 2 | | | | |
| 6- 8 | 0- 1 | 0- 1 | AWAY | 2- 1 | 0- 2 | 4- 3 | | | | |
| 0- 0 | 0- 0 | 0- 0 | NEUTRAL | 0- 0 | 0- 0 | 0- 0 | | | | |
| 4- 5 | 0- 1 | 0- 1 | NON-CONFERENCE | 2- 0 | 0- 2 | 2- 1 | | | | |
| 2- 1 | 0- 0 | 0- 0 | HOME | 1- 0 | 0- 1 | 1- 0 | | | | |
| 2- 4 | 0- 1 | 0- 1 | AWAY | 1- 0 | 0- 1 | 1- 1 | | | | |
| 0- 0 | 0- 0 | 0- 0 | NEUTRAL | 0- 0 | 0- 0 | 0- 0 | | | | |
| 8- 9 | 0- 0 | 0- 0 | CONFERENCE | 1- 3 | 0- 2 | 7- 4 | | | | |
| 4- 5 | 0- 0 | 0- 0 | HOME | 0- 2 | 0- 1 | 4- 2 | | | | |
| 4- 4 | 0- 0 | 0- 0 | AWAY | 1- 1 | 0- 1 | 3- 2 | | | | |
| 0- 0 | 0- 0 | 0- 0 | NEUTRAL | 0- 0 | 0- 0 | 0- 0 | | | | |

| RPI 1-25 | | | | RPI 26-50 | | | | RPI 51-100 | | | | RPI 101+ Team's RPI: 174 | | | |
|---------------------------|---|-----------------|--------|-----------|---|-----------------|-------|------------|---|---------------|-------|--------------------------|---|-----------------|-------|
| RPI | S | Opponent | Score | RPI | S | Opponent | Score | RPI | S | Opponent | Score | RPI | S | Opponent | Score |
| 2 | A | Connecticut | 39 103 | 32 | A | Vanderbilt | 44 69 | 56 | A | Chattanooga | 53 64 | 103 | A | Appalachian St. | 65 74 |
| | | | | | | | | 56 | H | Chattanooga | 58 73 | 103 | H | Appalachian St. | 55 63 |
| | | | | | | | | 78 | A | East Carolina | 72 62 | 115 | H | Winthrop | 61 63 |
| | | | | | | | | 87 | A | Davidson | 74 71 | 142 | A | Miami (OH) | 42 55 |
| | | | | | | | | 87 | H | Davidson | 57 65 | 169 | A | Cincinnati | 57 66 |
| | | | | | | | | 98 | H | Richmond | 82 74 | 178 | A | Elon | 57 55 |
| | | | | | | | | | | | | 178 | H | Elon | 56 63 |
| | | | | | | | | | | | | 199 | H | Furman | 71 80 |
| | | | | | | | | | | | | 255 | A | Samford | 47 56 |
| | | | | | | | | | | | | 255 | H | Samford | 63 62 |
| | | | | | | | | | | | | 285 | H | Coastal Caro. | 56 38 |
| | | | | | | | | | | | | 308 | A | Ga. Southern | 65 60 |
| | | | | | | | | | | | | 308 | H | Ga. Southern | 58 56 |
| | | | | | | | | | | | | 316 | H | Western Caro. | 70 47 |
| | | | | | | | | | | | | 317 | A | UNC Greensboro | 88 61 |
| | | | | | | | | | | | | 317 | H | UNC Greensboro | 63 43 |
| | | | | | | | | | | | | 320 | A | Wofford | 55 56 |
| | | | | | | | | | | | | 327 | A | Charleston So. | 76 45 |
| LAST 12 Division I GAMES: | | | | | | | | | | | | | | | |
| 103 | A | Appalachian St. | 65 74 | 199 | H | Furman | 71 80 | | | | | | | | |
| 255 | H | Samford | 63 62 | 316 | H | Western Caro. | 70 47 | | | | | | | | |
| 56 | H | Chattanooga | 58 73 | 320 | A | Wofford | 55 56 | | | | | | | | |
| 87 | A | Davidson | 74 71 | 178 | H | Elon | 56 63 | | | | | | | | |
| 308 | A | Ga. Southern | 65 60 | 103 | H | Appalachian St. | 55 63 | | | | | | | | |
| 317 | H | UNC Greensboro | 63 43 | 56 | A | Chattanooga | 53 64 | | | | | | | | |

Non-Div I Games:

Col. of Charleston

■ Loss,
 ■ Non-Conf, S Site,
 ■ Home
 ■ Away
 N Neutral

C
o
l
g
a
t
e

| | | | | | | | | | | |
|-------------------|----------|-----------|----------------|--|-------------|---------------|------|------|-------|-----------|
| Colgate | | | | Through Games Of Sunday, February 24, 2013 | | | | | | |
| Average RPI Win: | 250 | WON-LOST | WINNING | LAST 12 | STRENGTH OF | OPP. STRENGTH | TEAM | ADJ. | CONF. | ADJ CONF. |
| Average RPI Loss: | 160 | RECORD | PCT. RANK | GAMES | SCHEDULE | OF SCHEDULE | RPI | RPI | RPI | RPI |
| DIV. I ONLY | 8- 19 | 289 | 2- 10 | 129 | 294 | 270 | 270 | 15 | 15 | |
| DIV. I NON-CONF. | 6- 9 | 218 | 0- 1 | 178 | 313 | 220 | 220 | 19 | 19 | |
| ----- | | | | | | | | | | |
| TOTALS | RPI 1-25 | RPI 26-50 | W-L RECORDS | RPI 51-100 | RPI 101-150 | RPI 150+ | | | | |
| 8- 19 | 0- 1 | 0- 0 | OVERALL | 0- 2 | 1- 5 | 7- 11 | | | | |
| 7- 5 | 0- 0 | 0- 0 | HOME | 0- 0 | 1- 2 | 6- 3 | | | | |
| 1- 13 | 0- 1 | 0- 0 | AWAY | 0- 1 | 0- 3 | 1- 8 | | | | |
| 0- 1 | 0- 0 | 0- 0 | NEUTRAL | 0- 1 | 0- 0 | 0- 0 | | | | |
| 6- 9 | 0- 1 | 0- 0 | NON-CONFERENCE | 0- 2 | 1- 1 | 5- 5 | | | | |
| 5- 1 | 0- 0 | 0- 0 | HOME | 0- 0 | 1- 0 | 4- 1 | | | | |
| 1- 7 | 0- 1 | 0- 0 | AWAY | 0- 1 | 0- 1 | 1- 4 | | | | |
| 0- 1 | 0- 0 | 0- 0 | NEUTRAL | 0- 1 | 0- 0 | 0- 0 | | | | |
| 2- 10 | 0- 0 | 0- 0 | CONFERENCE | 0- 0 | 0- 4 | 2- 6 | | | | |
| 2- 4 | 0- 0 | 0- 0 | HOME | 0- 0 | 0- 2 | 2- 2 | | | | |
| 0- 6 | 0- 0 | 0- 0 | AWAY | 0- 0 | 0- 2 | 0- 4 | | | | |
| 0- 0 | 0- 0 | 0- 0 | NEUTRAL | 0- 0 | 0- 0 | 0- 0 | | | | |

| | | | | | | | | | | | | | | | |
|---------------------------|---|-------------|--------|-----------|---|------------|-------|------------|---|-----------|-------|--------------------------|---|--------------------|-------|
| RPI 1-25 | | | | RPI 26-50 | | | | RPI 51-100 | | | | RPI 101+ Team's RPI: 270 | | | |
| RPI | S | Opponent | Score | RPI | S | Opponent | Score | RPI | S | Opponent | Score | RPI | S | Opponent | Score |
| 2 | A | Connecticut | 41 101 | | | | | 53 | A | Charlotte | 33 57 | 106 | A | Sacred Heart | 53 59 |
| | | | | | | | | 92 | N | Drexel | 33 51 | 112 | A | Navy | 48 63 |
| | | | | | | | | | | | | 112 | H | Navy | 43 59 |
| | | | | | | | | | | | | 123 | A | American | 45 54 |
| | | | | | | | | | | | | 123 | H | American | 44 69 |
| | | | | | | | | | | | | 130 | H | Saint Francis (PA) | 67 62 |
| | | | | | | | | | | | | 156 | A | Holy Cross | 61 71 |
| | | | | | | | | | | | | 161 | A | Army | 48 51 |
| | | | | | | | | | | | | 161 | H | Army | 60 56 |
| | | | | | | | | | | | | 164 | A | Iona | 47 73 |
| | | | | | | | | | | | | 202 | A | Lehigh | 40 62 |
| | | | | | | | | | | | | 202 | H | Lehigh | 62 70 |
| | | | | | | | | | | | | 208 | H | Lafayette | 45 53 |
| | | | | | | | | | | | | 217 | A | St. Bonaventure | 45 54 |
| | | | | | | | | | | | | 218 | A | Bucknell | 51 53 |
| | | | | | | | | | | | | 218 | H | Bucknell | 58 51 |
| | | | | | | | | | | | | 230 | A | Niagara | 63 66 |
| | | | | | | | | | | | | 264 | H | Cornell | 65 69 |
| | | | | | | | | | | | | 267 | H | Robert Morris | 71 55 |
| | | | | | | | | | | | | 268 | H | New Hampshire | 72 61 |
| | | | | | | | | | | | | 292 | A | NJIT | 51 53 |
| | | | | | | | | | | | | 292 | H | NJIT | 72 36 |
| | | | | | | | | | | | | 324 | A | LIU Brooklyn | 75 61 |
| | | | | | | | | | | | | 340 | H | Columbia | 67 48 |
| ----- | | | | | | | | | | | | | | | |
| LAST 12 Division I GAMES: | | | | | | | | | | | | | | | |
| 112 | A | Navy | 48 63 | 156 | A | Holy Cross | 61 71 | | | | | | | | |
| 161 | H | Army | 60 56 | 208 | H | Lafayette | 45 53 | | | | | | | | |
| 202 | A | Lehigh | 40 62 | 112 | H | Navy | 43 59 | | | | | | | | |
| 218 | H | Bucknell | 58 51 | 161 | A | Army | 48 51 | | | | | | | | |
| 123 | H | American | 44 69 | 202 | H | Lehigh | 62 70 | | | | | | | | |
| 292 | A | NJIT | 51 53 | 218 | A | Bucknell | 51 53 | | | | | | | | |

Non-Div I Games:

Colgate

Loss, Non-Conf, S Site, H Home A Away N Neutral

C
o
l
g
a
t
e

Colorado

| | | | | | | | | | | |
|-------------------|----------|-----------|----------------|------------|-------------|---------------|------|------|-------|-----------|
| Average RPI Win: | 154 | WON-LOST | WINNING | LAST 12 | STRENGTH OF | OPP. STRENGTH | TEAM | ADJ. | CONF. | ADJ CONF. |
| Average RPI Loss: | 8 | RECORD | PCT. RANK | GAMES | SCHEDULE | OF SCHEDULE | RPI | RPI | RPI | RPI |
| DIV. I ONLY | 22- 5 | 22 | 9- 3 | 47 | 65 | 19 | 19 | 6 | 6 | |
| DIV. I NON-CONF. | 11- 0 | 1 | 0- 0 | 111 | 210 | 15 | 15 | 5 | 5 | |
| TOTALS | RPI 1-25 | RPI 26-50 | W-L RECORDS | RPI 51-100 | RPI 101-150 | RPI 150+ | | | | |
| 22- 5 | 1- 5 | 1- 0 | OVERALL | 5- 0 | 5- 0 | 10- 0 | | | | |
| 15- 2 | 1- 2 | 1- 0 | HOME | 3- 0 | 2- 0 | 8- 0 | | | | |
| 7- 3 | 0- 3 | 0- 0 | AWAY | 2- 0 | 3- 0 | 2- 0 | | | | |
| 0- 0 | 0- 0 | 0- 0 | NEUTRAL | 0- 0 | 0- 0 | 0- 0 | | | | |
| 11- 0 | 1- 0 | 1- 0 | NON-CONFERENCE | 2- 0 | 0- 0 | 7- 0 | | | | |
| 8- 0 | 1- 0 | 1- 0 | HOME | 1- 0 | 0- 0 | 5- 0 | | | | |
| 3- 0 | 0- 0 | 0- 0 | AWAY | 1- 0 | 0- 0 | 2- 0 | | | | |
| 0- 0 | 0- 0 | 0- 0 | NEUTRAL | 0- 0 | 0- 0 | 0- 0 | | | | |
| 11- 5 | 0- 5 | 0- 0 | CONFERENCE | 3- 0 | 5- 0 | 3- 0 | | | | |
| 7- 2 | 0- 2 | 0- 0 | HOME | 2- 0 | 2- 0 | 3- 0 | | | | |
| 4- 3 | 0- 3 | 0- 0 | AWAY | 1- 0 | 3- 0 | 0- 0 | | | | |
| 0- 0 | 0- 0 | 0- 0 | NEUTRAL | 0- 0 | 0- 0 | 0- 0 | | | | |

| RPI | S | Opponent | Score | RPI | S | Opponent | Score | RPI | S | Opponent | Score | RPI | S | Opponent | Score |
|---------------------------|---|----------------|-------|-----|---|---------------------|-------|-----|---|------------|-------|-----|---|---------------------|-------|
| 3 | A | Stanford | 56 69 | 38 | H | San Diego St. | 67 53 | 55 | A | Illinois | 69 62 | 109 | A | Arizona St. | 71 63 |
| 3 | H | Stanford | 40 57 | | | | | 72 | H | Washington | 68 61 | 109 | H | Arizona St. | 57 43 |
| 8 | A | California | 56 59 | | | | | 74 | H | Wyoming | 68 59 | 119 | A | Southern California | 65 49 |
| 8 | H | California | 49 53 | | | | | 93 | A | Utah | 56 43 | 138 | A | Arizona | 55 42 |
| 17 | A | UCLA | 46 62 | | | | | 93 | H | Utah | 67 57 | 138 | H | Arizona | 79 36 |
| 21 | H | Louisville | 70 66 | | | | | | | | | 167 | H | Washington St. | 59 45 |
| | | | | | | | | | | | | 170 | H | Idaho | 70 65 |
| | | | | | | | | | | | | 185 | H | Oregon St. | 61 47 |
| | | | | | | | | | | | | 194 | H | New Mexico | 84 39 |
| | | | | | | | | | | | | 216 | A | Denver | 83 63 |
| | | | | | | | | | | | | 240 | H | Colorado St. | 72 46 |
| | | | | | | | | | | | | 245 | H | Oregon | 84 59 |
| | | | | | | | | | | | | 286 | A | UMKC | 78 55 |
| | | | | | | | | | | | | 304 | H | Utah Valley | 81 45 |
| | | | | | | | | | | | | 329 | H | A&M-Corpus Christi | 75 48 |
| LAST 12 Division I GAMES: | | | | | | | | | | | | | | | |
| 72 | H | Washington | 68 61 | 119 | A | Southern California | 65 49 | | | | | | | | |
| 167 | H | Washington St. | 59 45 | 17 | A | UCLA | 46 62 | | | | | | | | |
| 109 | A | Arizona St. | 71 63 | 3 | A | Stanford | 56 69 | | | | | | | | |
| 138 | A | Arizona | 55 42 | 8 | A | California | 56 59 | | | | | | | | |
| 245 | H | Oregon | 84 59 | 138 | H | Arizona | 79 36 | | | | | | | | |
| 185 | H | Oregon St. | 61 47 | 109 | H | Arizona St. | 57 43 | | | | | | | | |

Non-Div I Games:

Colorado

Loss, Non-Conf, S Site, H Home A Away N Neutral

Colorado St.

Through Games Of Sunday, February 24, 2013

| | | | | | | | | | | |
|-------------------|----------|-----------|----------------|------------|-------------|---------------|------|------|-------|-----------|
| Average RPI Win: | 247 | WON-LOST | WINNING | LAST 12 | STRENGTH OF | OPP. STRENGTH | TEAM | ADJ. | CONF. | ADJ CONF. |
| Average RPI Loss: | 126 | RECORD | PCT. RANK | GAMES | SCHEDULE | OF SCHEDULE | RPI | RPI | RPI | RPI |
| DIV. I ONLY | 8- 16 | 269 | 5- 7 | 117 | 166 | 240 | 240 | 17 | 17 | |
| DIV. I NON-CONF. | 3- 9 | 288 | 0- 0 | 69 | 163 | 247 | 247 | 16 | 16 | |
| TOTALS | RPI 1-25 | RPI 26-50 | W-L RECORDS | RPI 51-100 | RPI 101-150 | RPI 150+ | | | | |
| 8- 16 | 0- 1 | 0- 3 | OVERALL | 0- 4 | 2- 2 | 6- 6 | | | | |
| 6- 6 | 0- 0 | 0- 2 | HOME | 0- 1 | 2- 1 | 4- 2 | | | | |
| 2- 9 | 0- 1 | 0- 1 | AWAY | 0- 3 | 0- 1 | 2- 3 | | | | |
| 0- 1 | 0- 0 | 0- 0 | NEUTRAL | 0- 0 | 0- 0 | 0- 1 | | | | |
| 3- 9 | 0- 1 | 0- 1 | NON-CONFERENCE | 0- 2 | 2- 2 | 1- 3 | | | | |
| 3- 3 | 0- 0 | 0- 1 | HOME | 0- 0 | 2- 1 | 1- 1 | | | | |
| 0- 5 | 0- 1 | 0- 0 | AWAY | 0- 2 | 0- 1 | 0- 1 | | | | |
| 0- 1 | 0- 0 | 0- 0 | NEUTRAL | 0- 0 | 0- 0 | 0- 1 | | | | |
| 5- 7 | 0- 0 | 0- 2 | CONFERENCE | 0- 2 | 0- 0 | 5- 3 | | | | |
| 3- 3 | 0- 0 | 0- 1 | HOME | 0- 1 | 0- 0 | 3- 1 | | | | |
| 2- 4 | 0- 0 | 0- 1 | AWAY | 0- 1 | 0- 0 | 2- 2 | | | | |
| 0- 0 | 0- 0 | 0- 0 | NEUTRAL | 0- 0 | 0- 0 | 0- 0 | | | | |



































































| RPI 1-25 | | | | RPI 26-50 | | | | RPI 51-100 | | | | RPI 101+ Team's RPI: 240 | | | |
|---------------------------|---|---------------|-------|-----------|---|---------------|-------|------------|---|---------------|-------|--------------------------|---|------------------|-------|
| RPI | S | Opponent | Score | RPI | S | Opponent | Score | RPI | S | Opponent | Score | RPI | S | Opponent | Score |
| 19 | A | Colorado | 46 72 | 38 | A | San Diego St. | 44 60 | 72 | A | Fordham | 59 64 | 101 | H | Northern Colo. | 56 43 |
| | | | | 38 | H | San Diego St. | 44 48 | 74 | A | Wyoming | 67 82 | 139 | H | Montana St. | 53 58 |
| | | | | 43 | H | Toledo | 62 66 | 96 | A | Bowling Green | 49 71 | 145 | H | Seattle | 58 55 |
| | | | | | | | | 97 | H | Fresno St. | 58 69 | 148 | A | Tulsa | 43 58 |
| | | | | | | | | | | | | 192 | N | Providence | 53 71 |
| | | | | | | | | | | | | 194 | A | New Mexico | 56 71 |
| | | | | | | | | | | | | 194 | H | New Mexico | 54 68 |
| | | | | | | | | | | | | 197 | A | Loyola Marymount | 52 69 |
| | | | | | | | | | | | | 216 | H | Denver | 48 50 |
| | | | | | | | | | | | | 259 | A | UNLV | 50 63 |
| | | | | | | | | | | | | 259 | H | UNLV | 60 44 |
| | | | | | | | | | | | | 269 | H | Nevada | 59 50 |
| | | | | | | | | | | | | 276 | A | Boise St. | 57 56 |
| | | | | | | | | | | | | 277 | H | CSU Bakersfield | 56 54 |
| | | | | | | | | | | | | 326 | A | Air Force | 64 44 |
| | | | | | | | | | | | | 326 | H | Air Force | 67 60 |
| LAST 12 Division I GAMES: | | | | | | | | | | | | | | | |
| 194 | A | New Mexico | 56 71 | 276 | A | Boise St. | 57 56 | | | | | | | | |
| 259 | H | UNLV | 60 44 | 97 | H | Fresno St. | 58 69 | | | | | | | | |
| 326 | H | Air Force | 67 60 | 194 | H | New Mexico | 54 68 | | | | | | | | |
| 38 | A | San Diego St. | 44 60 | 259 | A | UNLV | 50 63 | | | | | | | | |
| 269 | H | Nevada | 59 50 | 326 | A | Air Force | 64 44 | | | | | | | | |
| 74 | A | Wyoming | 67 82 | 38 | H | San Diego St. | 44 48 | | | | | | | | |

Non-Div I Games: South Dakota Mines 97 53

Colorado St.





Loss, Non-Conf, S Site, H Home A Away N Neutral

| | | | | | | | | | |
|------------------------------|----------|-----------|----------------|-------------|---------------|----------|------|-------|-----------|
| Average RPI Win: 266 | WON-LOST | WINNING | LAST 12 | STRENGTH OF | OPP. STRENGTH | TEAM | ADJ. | CONF. | ADJ CONF. |
| Average RPI Loss: 218 | RECORD | PCT. RANK | GAMES | SCHEDULE | OF SCHEDULE | RPI | RPI | RPI | RPI |
| DIV. I ONLY | 3- 20 | 330 | 1- 11 | 316 | 302 | 340 | 340 | 19 | 19 |
| DIV. I NON-CONF. | 2- 12 | 316 | 0- 3 | 329 | 335 | 344 | 344 | 18 | 18 |
| TOTALS | RPI 1-25 | RPI 26-50 | W-L RECORDS | RPI 51-100 | RPI 101-150 | RPI 150+ | | | |
| 3- 20 | 0- 0 | 0- 2 | OVERALL | 0- 0 | 0- 0 | 3- 18 | | | |
| 3- 8 | 0- 0 | 0- 1 | HOME | 0- 0 | 0- 0 | 3- 7 | | | |
| 0- 12 | 0- 0 | 0- 1 | AWAY | 0- 0 | 0- 0 | 0- 11 | | | |
| 0- 0 | 0- 0 | 0- 0 | NEUTRAL | 0- 0 | 0- 0 | 0- 0 | | | |
| 2- 12 | 0- 0 | 0- 0 | NON-CONFERENCE | 0- 0 | 0- 0 | 2- 12 | | | |
| 2- 4 | 0- 0 | 0- 0 | HOME | 0- 0 | 0- 0 | 2- 4 | | | |
| 0- 8 | 0- 0 | 0- 0 | AWAY | 0- 0 | 0- 0 | 0- 8 | | | |
| 0- 0 | 0- 0 | 0- 0 | NEUTRAL | 0- 0 | 0- 0 | 0- 0 | | | |
| 1- 8 | 0- 0 | 0- 2 | CONFERENCE | 0- 0 | 0- 0 | 1- 6 | | | |
| 1- 4 | 0- 0 | 0- 1 | HOME | 0- 0 | 0- 0 | 1- 3 | | | |
| 0- 4 | 0- 0 | 0- 1 | AWAY | 0- 0 | 0- 0 | 0- 3 | | | |
| 0- 0 | 0- 0 | 0- 0 | NEUTRAL | 0- 0 | 0- 0 | 0- 0 | | | |

| RPI S | Opponent | Score | RPI S | Opponent | Score | RPI S | Opponent | Score | RPI S | Opponent | Score | Team's RPI: 340 |
|---------------------------|----------|-------|---|----------|--|-------|--|-------|---|----------|-------|-----------------|
| | | | 28  Princeton | | 36  98 | | 161  Army | | 51  61 | | | |
| | | | 28  Princeton | | 41  87 | | 164  Iona | | 63  67 | | | |
| | | | | | | | 177  Long Beach St. | | 50  79 | | | |
| | | | | | | | 182  Yale | | 43  62 | | | |
| | | | | | | | 186  Penn | | 48  66 | | | |
| | | | | | | | 186  Penn | | 40  52 | | | |
| | | | | | | | 202  Lehigh | | 33  58 | | | |
| | | | | | | | 208  Lafayette | | 47  49 | | | |
| | | | | | | | 223  Dartmouth | | 52  62 | | | |
| | | | | | | | 250  St. Francis Brooklyn | | 49 45 | | | |
| | | | | | | | 251  Fairleigh Dickinson | | 54 47 | | | |
| | | | | | | | 264  Cornell | | 54  68 | | | |
| | | | | | | | 264  Cornell | | 64  71 | | | |
| | | | | | | | 270  Colgate | | 48  67 | | | |
| | | | | | | | 273  Bryant | | 54  68 | | | |
| | | | | | | | 289  Cal St. Fullerton | | 49  61 | | | |
| | | | | | | | 291  Morgan St. | | 51  60 | | | |
| | | | | | | | 298  Brown | | 62 51 | | | |
| | | | | | | | 300  Vermont | | 40  46 | | | |
| | | | | | | | 324  LIU Brooklyn | | 42  53 | | | |
| | | | | | | | 333  Wagner | | 47  61 | | | |
| LAST 12 Division I GAMES: | | | | | | | | | | | | |
| | | | 186  Penn | | 48  66 | | 186  Penn | | 40  52 | | | |
| | | | 28  Princeton | | 36  98 | | 264  Cornell | | 64  71 | | | |
| | | | 182  Yale | | 43  62 | | 264  Cornell | | 54  68 | | | |
| | | | 298  Brown | | 62 51 | | 208  Lafayette | | 47  49 | | | |
| | | | 223  Dartmouth | | 52  62 | | 202  Lehigh | | 33  58 | | | |
| | | | 28  Princeton | | 41  87 | | 289  Cal St. Fullerton | | 49  61 | | | |

Non-Div I Games:

Columbia

 Loss,
  Non-Conf, S Site,
  Home
  Away
 N Neutral

Connecticut

Through Games Of Sunday, February 24, 2013

| COMBINED | | | | Through Games Of Sunday, February 11, 1980 | | | | | | |
|-------------------|----------|-----------|-----------|--|-------------|---------------|-------------|----------|-------|-----------|
| Average RPI Win: | 92 | WON-LOST | WINNING | LAST 12 | STRENGTH OF | OPP. STRENGTH | TEAM | ADJ. | CONF. | ADJ CONF. |
| Average RPI Loss: | 3 | RECORD | PCT. RANK | GAMES | SCHEDULE | OF SCHEDULE | RPI | RPI | RPI | RPI |
| DIV. I ONLY | 25- 2 | 6 | 11- 1 | 4 | 1 | 2 | 2 | 4 | 4 | |
| DIV. I NON-CONF. | 13- 1 | 3 | 1- 1 | 4 | 1 | 3 | 3 | 3 | 3 | |
| ----- | | | | | | | | | | |
| TOTALS | RPI 1-25 | RPI 26-50 | | W-L RECORDS | | RPI 51-100 | RPI 101-150 | RPI 150+ | | |
| 25- 2 | 8- 2 | 5- 0 | | OVERALL | | 4- 0 | 0- 0 | 8- 0 | | |
| 12- 2 | 5- 2 | 2- 0 | | HOME | | 1- 0 | 0- 0 | 4- 0 | | |
| 10- 0 | 2- 0 | 2- 0 | | AWAY | | 3- 0 | 0- 0 | 3- 0 | | |
| 3- 0 | 1- 0 | 1- 0 | | NEUTRAL | | 0- 0 | 0- 0 | 1- 0 | | |
| 13- 1 | 6- 1 | 1- 0 | | NON-CONFERENCE | | 1- 0 | 0- 0 | 5- 0 | | |
| 6- 1 | 3- 1 | 0- 0 | | HOME | | 0- 0 | 0- 0 | 3- 0 | | |
| 4- 0 | 2- 0 | 0- 0 | | AWAY | | 1- 0 | 0- 0 | 1- 0 | | |
| 3- 0 | 1- 0 | 1- 0 | | NEUTRAL | | 0- 0 | 0- 0 | 1- 0 | | |
| 12- 1 | 2- 1 | 4- 0 | | CONFERENCE | | 3- 0 | 0- 0 | 3- 0 | | |
| 6- 1 | 2- 1 | 2- 0 | | HOME | | 1- 0 | 0- 0 | 1- 0 | | |
| 6- 0 | 0- 0 | 2- 0 | | AWAY | | 2- 0 | 0- 0 | 2- 0 | | |
| 0- 0 | 0- 0 | 0- 0 | | NEUTRAL | | 0- 0 | 0- 0 | 0- 0 | | |

| RPI | S | Opponent | Score | RPI | S | Opponent | Score | RPI | S | Opponent | Score | RPI | S | Opponent | Score |
|---------------------------|---|------------|--------|-----|---|-----------------|-------|-----|---|-----------|--------|-----|---|--------------------|--------|
| 1 | H | Baylor | 70 76 | 27 | H | DePaul | 91 44 | 61 | A | Marquette | 85 51 | 168 | N | Wake Forest | 95 34 |
| 3 | A | Stanford | 61 35 | 37 | H | Syracuse | 87 62 | 61 | H | Marquette | 94 37 | 169 | A | Cincinnati | 67 31 |
| 4 | H | Notre Dame | 72 73 | 40 | A | St. John's (NY) | 71 65 | 64 | A | Rutgers | 65 45 | 174 | H | Col. of Charleston | 103 39 |
| 5 | H | Penn St. | 67 52 | 47 | N | Marist | 81 39 | 100 | A | Hartford | 102 45 | 192 | A | Providence | 105 49 |
| 6 | H | Duke | 79 49 | 50 | A | Georgetown | 75 48 | | | | | 206 | H | Seton Hall | 90 30 |
| 10 | H | Maryland | 63 48 | | | | | | | | | 245 | A | Oregon | 95 51 |
| 12 | A | Texas A&M | 81 50 | | | | | | | | | 270 | H | Colgate | 101 41 |
| 16 | N | Purdue | 91 57 | | | | | | | | | 294 | H | Oakland | 97 25 |
| 21 | H | Louisville | 72 58 | | | | | | | | | | | | |
| 22 | H | Villanova | 76 43 | | | | | | | | | | | | |
| LAST 12 Division I GAMES: | | | | | | | | | | | | | | | |
| 206 | H | Seton Hall | 90 30 | 40 | A | St. John's (NY) | 71 65 | | | | | | | | |
| 1 | H | Baylor | 70 76 | 22 | H | Villanova | 76 43 | | | | | | | | |
| 64 | A | Rutgers | 65 45 | 169 | A | Cincinnati | 67 31 | | | | | | | | |
| 192 | A | Providence | 105 49 | 6 | H | Duke | 79 49 | | | | | | | | |
| 27 | H | DePaul | 91 44 | 37 | H | Syracuse | 87 62 | | | | | | | | |
| 61 | H | Marquette | 94 37 | 21 | H | Louisville | 72 58 | | | | | | | | |

Non-Div I Games:

Connecticut

■ Loss,
■ Non-Conf, S Site,
■ Home
■ Away
N Neutral

| | | | | | | | | | |
|------------------------------|----------|-----------|----------------|-------------|---------------|----------|------|-------|-----------|
| Average RPI Win: 272 | WON-LOST | WINNING | LAST 12 | STRENGTH OF | OPP. STRENGTH | TEAM | ADJ. | CONF. | ADJ CONF. |
| Average RPI Loss: 164 | RECORD | PCT. RANK | GAMES | SCHEDULE | OF SCHEDULE | RPI | RPI | RPI | RPI |
| DIV. I ONLY | 10- 15 | 226 | 8- 4 | 288 | 267 | 253 | 253 | 30 | 30 |
| DIV. I NON-CONF. | 2- 9 | 309 | 0- 0 | 241 | 143 | 316 | 316 | 30 | 30 |
| TOTALS | RPI 1-25 | RPI 26-50 | W-L RECORDS | RPI 51-100 | RPI 101-150 | RPI 150+ | | | |
| 10- 15 | 0- 0 | 0- 0 | OVERALL | 0- 5 | 2- 3 | 8- 7 | | | |
| 5- 4 | 0- 0 | 0- 0 | HOME | 0- 1 | 1- 1 | 4- 2 | | | |
| 5- 11 | 0- 0 | 0- 0 | AWAY | 0- 4 | 1- 2 | 4- 5 | | | |
| 0- 0 | 0- 0 | 0- 0 | NEUTRAL | 0- 0 | 0- 0 | 0- 0 | | | |
| 2- 9 | 0- 0 | 0- 0 | NON-CONFERENCE | 0- 3 | 0- 1 | 2- 5 | | | |
| 2- 1 | 0- 0 | 0- 0 | HOME | 0- 0 | 0- 0 | 2- 1 | | | |
| 0- 8 | 0- 0 | 0- 0 | AWAY | 0- 3 | 0- 1 | 0- 4 | | | |
| 0- 0 | 0- 0 | 0- 0 | NEUTRAL | 0- 0 | 0- 0 | 0- 0 | | | |
| 8- 6 | 0- 0 | 0- 0 | CONFERENCE | 0- 2 | 2- 2 | 6- 2 | | | |
| 3- 3 | 0- 0 | 0- 0 | HOME | 0- 1 | 1- 1 | 2- 1 | | | |
| 5- 3 | 0- 0 | 0- 0 | AWAY | 0- 1 | 1- 1 | 4- 1 | | | |
| 0- 0 | 0- 0 | 0- 0 | NEUTRAL | 0- 0 | 0- 0 | 0- 0 | | | |

| RPI 1-25 | | | RPI 26-50 | | | RPI 51-100 | | | | RPI 101+ Team's RPI: 253 | | | | | |
|---------------------------|---|----------|-----------|-----|---|--------------|-------|-----|---|--------------------------|-------|-----|---|--------------------|-------|
| RPI | S | Opponent | Score | RPI | S | Opponent | Score | RPI | S | Opponent | Score | RPI | S | Opponent | Score |
| | | | | | | | | 53 | A | Charlotte | 53 70 | 121 | H | South Carolina St. | 69 56 |
| | | | | | | | | 62 | A | Arkansas | 57 71 | 123 | A | American | 54 70 |
| | | | | | | | | 77 | A | Virginia | 44 54 | 140 | A | N.C. A&T | 64 70 |
| | | | | | | | | 88 | A | Hampton | 50 58 | 150 | A | Howard | 71 64 |
| | | | | | | | | 88 | H | Hampton | 59 68 | 150 | H | Howard | 54 67 |
| | | | | | | | | | | | | 151 | A | Missouri St. | 75 88 |
| | | | | | | | | | | | | 168 | A | Wake Forest | 75 82 |
| | | | | | | | | | | | | 229 | H | VCU | 46 57 |
| | | | | | | | | | | | | 238 | H | Longwood | 75 67 |
| | | | | | | | | | | | | 267 | H | Robert Morris | 59 52 |
| | | | | | | | | | | | | 275 | A | UMBC | 75 83 |
| | | | | | | | | | | | | 279 | A | Towson | 55 58 |
| | | | | | | | | | | | | 291 | A | Morgan St. | 63 70 |
| | | | | | | | | | | | | 291 | H | Morgan St. | 61 74 |
| | | | | | | | | | | | | 293 | A | Delaware St. | 73 68 |
| | | | | | | | | | | | | 315 | H | Savannah St. | 57 53 |
| | | | | | | | | | | | | 332 | A | Norfolk St. | 56 51 |
| | | | | | | | | | | | | 332 | H | Norfolk St. | 79 49 |
| | | | | | | | | | | | | 334 | A | UMES | 55 50 |
| | | | | | | | | | | | | 338 | A | N.C. Central | 53 38 |
| LAST 12 Division I GAMES: | | | | | | | | | | | | | | | |
| | | | | 150 | A | Howard | 71 64 | | | | | 140 | A | N.C. A&T | 64 70 |
| | | | | 334 | A | UMES | 55 50 | | | | | 338 | A | N.C. Central | 53 38 |
| | | | | 293 | A | Delaware St. | 73 68 | | | | | 88 | A | Hampton | 50 58 |
| | | | | 291 | H | Morgan St. | 61 74 | | | | | 332 | A | Norfolk St. | 56 51 |
| | | | | 88 | H | Hampton | 59 68 | | | | | 121 | H | South Carolina St. | 69 56 |
| | | | | 332 | H | Norfolk St. | 79 49 | | | | | 315 | H | Savannah St. | 57 53 |

Non-Div I Games: Cheyney 97 41 Lincoln (PA) 80 61

Coppin St.

| | | | | | | | | | | |
|-----------------------|------|----------|-----------|----------------|-------------|---------------|----------|------|-------|-----------|
| Average RPI Win: 296 | | WON-LOST | WINNING | LAST 12 | STRENGTH OF | OPP. STRENGTH | TEAM | ADJ. | CONF. | ADJ CONF. |
| Average RPI Loss: 145 | | RECORD | PCT. RANK | GAMES | SCHEDULE | OF SCHEDULE | RPI | RPI | RPI | RPI |
| DIV. I ONLY | | 10- 12 | 191 | 4- 7 | 321 | 233 | 264 | 264 | 19 | 19 |
| DIV. I NON-CONF. | | 7- 6 | 154 | 1- 1 | 330 | 261 | 249 | 249 | 18 | 18 |
| TOTALS | | RPI 1-25 | RPI 26-50 | W-L RECORDS | RPI 51-100 | RPI 101-150 | RPI 150+ | | | |
| 10- 12 | 0- 0 | | 0- 3 | OVERALL | 0- 2 | 0- 1 | 10- 6 | | | |
| 6- 5 | 0- 0 | | 0- 2 | HOME | 0- 1 | 0- 0 | 6- 2 | | | |
| 4- 7 | 0- 0 | | 0- 1 | AWAY | 0- 1 | 0- 1 | 4- 4 | | | |
| 0- 0 | 0- 0 | | 0- 0 | NEUTRAL | 0- 0 | 0- 0 | 0- 0 | | | |
| 7- 6 | 0- 0 | | 0- 1 | NON-CONFERENCE | 0- 1 | 0- 1 | 7- 3 | | | |
| 4- 2 | 0- 0 | | 0- 1 | HOME | 0- 1 | 0- 0 | 4- 0 | | | |
| 3- 4 | 0- 0 | | 0- 0 | AWAY | 0- 0 | 0- 1 | 3- 3 | | | |
| 0- 0 | 0- 0 | | 0- 0 | NEUTRAL | 0- 0 | 0- 0 | 0- 0 | | | |
| 3- 6 | 0- 0 | | 0- 2 | CONFERENCE | 0- 1 | 0- 0 | 3- 3 | | | |
| 2- 3 | 0- 0 | | 0- 1 | HOME | 0- 0 | 0- 0 | 2- 2 | | | |
| 1- 3 | 0- 0 | | 0- 1 | AWAY | 0- 1 | 0- 0 | 1- 1 | | | |
| 0- 0 | 0- 0 | | 0- 0 | NEUTRAL | 0- 0 | 0- 0 | 0- 0 | | | |

| RPI 1-25 | | | | RPI 26-50 | | | | RPI 51-100 | | | | RPI 101+ | | | | Team's RPI: 264 | |
|---------------------------|---|----------|-------|-----------|---|-----------|-------|------------|---|----------------|-------|----------|---|----------------------|-------|-----------------|--|
| RPI | S | Opponent | Score | RPI | S | Opponent | Score | RPI | S | Opponent | Score | RPI | S | Opponent | Score | | |
| | | | | 28 | A | Princeton | 34 59 | 72 | H | Fordham | 50 58 | 108 | A | Texas | 40 53 | | |
| | | | | 28 | H | Princeton | 46 77 | 95 | A | Harvard | 60 69 | 182 | H | Yale | 58 67 | | |
| | | | | 37 | H | Syracuse | 35 80 | | | | | 186 | A | Penn | 40 67 | | |
| | | | | | | | | | | | | 186 | H | Penn | 56 65 | | |
| | | | | | | | | | | | | 218 | A | Bucknell | 39 64 | | |
| | | | | | | | | | | | | 250 | A | St. Francis Brooklyn | 74 56 | | |
| | | | | | | | | | | | | 257 | H | Buffalo | 70 43 | | |
| | | | | | | | | | | | | 268 | A | New Hampshire | 56 59 | | |
| | | | | | | | | | | | | 270 | A | Colgate | 69 65 | | |
| | | | | | | | | | | | | 284 | H | William & Mary | 60 56 | | |
| | | | | | | | | | | | | 291 | H | Morgan St. | 77 73 | | |
| | | | | | | | | | | | | 298 | H | Brown | 60 58 | | |
| | | | | | | | | | | | | 309 | A | Binghamton | 60 56 | | |
| | | | | | | | | | | | | 322 | H | Manhattan | 70 60 | | |
| | | | | | | | | | | | | 329 | A | A&M-Corpus Christi | 49 52 | | |
| | | | | | | | | | | | | 340 | A | Columbia | 71 64 | | |
| | | | | | | | | | | | | 340 | H | Columbia | 68 54 | | |
| LAST 12 Division I GAMES: | | | | | | | | | | | | | | | | | |
| | | | | 28 | A | Princeton | 34 59 | 28 | H | Princeton | 46 77 | | | | | | |
| | | | | 186 | A | Penn | 40 67 | 340 | A | Columbia | 71 64 | | | | | | |
| | | | | 298 | H | Brown | 60 58 | 340 | H | Columbia | 68 54 | | | | | | |
| | | | | 182 | H | Yale | 58 67 | 257 | H | Buffalo | 70 43 | | | | | | |
| | | | | 95 | A | Harvard | 60 69 | 218 | A | Bucknell | 39 64 | | | | | | |
| | | | | 186 | H | Penn | 56 65 | 284 | H | William & Mary | 60 56 | | | | | | |

Non-Div I Games: Daemen

75 55

Cornell

Loss, Non-Conf, S Site, H Home A Away N Neutral

Creighton

Through Games Of Sunday, February 24, 2013

| | | | | | | | | | |
|-----------------------------|----------|-----------|----------------|-------------|---------------|----------|------|-------|-----------|
| Average RPI Win: 149 | WON-LOST | WINNING | LAST 12 | STRENGTH OF | OPP. STRENGTH | TEAM | ADJ. | CONF. | ADJ CONF. |
| Average RPI Loss: 71 | RECORD | PCT. RANK | GAMES | SCHEDULE | OF SCHEDULE | RPI | RPI | RPI | RPI |
| DIV. I ONLY | 20- 6 | 35 | 9- 3 | 44 | 91 | 24 | 24 | 10 | 10 |
| DIV. I NON-CONF. | 8- 3 | 61 | 0- 0 | 15 | 35 | 22 | 22 | 9 | 9 |
| TOTALS | RPI 1-25 | RPI 26-50 | W-L RECORDS | RPI 51-100 | RPI 101-150 | RPI 150+ | | | |
| 20- 6 | 1- 0 | 0- 2 | OVERALL | 5- 3 | 2- 1 | 12- 0 | | | |
| 8- 2 | 1- 0 | 0- 2 | HOME | 2- 0 | 1- 0 | 4- 0 | | | |
| 9- 4 | 0- 0 | 0- 0 | AWAY | 1- 3 | 0- 1 | 8- 0 | | | |
| 3- 0 | 0- 0 | 0- 0 | NEUTRAL | 2- 0 | 1- 0 | 0- 0 | | | |
| 8- 3 | 1- 0 | 0- 2 | NON-CONFERENCE | 3- 1 | 1- 0 | 3- 0 | | | |
| 2- 2 | 1- 0 | 0- 2 | HOME | 0- 0 | 0- 0 | 1- 0 | | | |
| 3- 1 | 0- 0 | 0- 0 | AWAY | 1- 1 | 0- 0 | 2- 0 | | | |
| 3- 0 | 0- 0 | 0- 0 | NEUTRAL | 2- 0 | 1- 0 | 0- 0 | | | |
| 12- 3 | 0- 0 | 0- 0 | CONFERENCE | 2- 2 | 1- 1 | 9- 0 | | | |
| 6- 0 | 0- 0 | 0- 0 | HOME | 2- 0 | 1- 0 | 3- 0 | | | |
| 6- 3 | 0- 0 | 0- 0 | AWAY | 0- 2 | 0- 1 | 6- 0 | | | |
| 0- 0 | 0- 0 | 0- 0 | NEUTRAL | 0- 0 | 0- 0 | 0- 0 | | | |

| RPI | S | Opponent | Score | RPI | S | Opponent | Score | RPI | S | Opponent | Score | RPI | S | Opponent | Score |
|---------------------------|---|--------------|-------|-----|---|--------------|-------|-----|---|------------------|-------|-----|---|------------------|-------|
| 15 | H | Nebraska | 66 57 | 33 | H | Oklahoma | 48 69 | 58 | N | South Fla. | 91 74 | 114 | A | Indiana St. | 41 58 |
| | | | | 49 | H | Kansas | 48 58 | 65 | A | South Dakota St. | 63 54 | 114 | H | Indiana St. | 69 50 |
| | | | | | | | | 66 | N | BYU | 65 62 | 142 | N | Miami (OH) | 66 57 |
| | | | | | | | | 70 | A | Illinois St. | 60 66 | 151 | A | Missouri St. | 73 53 |
| | | | | | | | | 70 | H | Illinois St. | 64 45 | 151 | H | Missouri St. | 67 51 |
| | | | | | | | | 79 | A | Wichita St. | 45 67 | 152 | A | UNI | 73 66 |
| | | | | | | | | 79 | H | Wichita St. | 56 46 | 152 | H | UNI | 54 40 |
| | | | | | | | | 81 | A | Minnesota | 81 88 | 163 | A | Houston | 75 54 |
| | | | | | | | | | | | | 172 | A | Bradley | 83 65 |
| | | | | | | | | | | | | 172 | H | Bradley | 79 67 |
| | | | | | | | | | | | | 193 | A | Evansville | 70 63 |
| | | | | | | | | | | | | 225 | A | South Dakota | 53 49 |
| | | | | | | | | | | | | 257 | A | Drake | 98 71 |
| | | | | | | | | | | | | 266 | H | North Dakota St. | 63 42 |
| | | | | | | | | | | | | 313 | A | Southern Ill. | 81 60 |
| LAST 12 Division I GAMES: | | | | | | | | | | | | | | | |
| 172 | A | Bradley | 83 65 | 257 | A | Drake | 98 71 | | | | | | | | |
| 152 | A | UNI | 73 66 | 172 | H | Bradley | 79 67 | | | | | | | | |
| 79 | H | Wichita St. | 56 46 | 152 | H | UNI | 54 40 | | | | | | | | |
| 151 | H | Missouri St. | 67 51 | 151 | A | Missouri St. | 73 53 | | | | | | | | |
| 70 | A | Illinois St. | 60 66 | 79 | A | Wichita St. | 45 67 | | | | | | | | |
| 114 | A | Indiana St. | 41 58 | 114 | H | Indiana St. | 69 50 | | | | | | | | |

Non-Div I Games:

Creighton

Loss, Non-Conf, S Site, H Home A Away N Neutral

| Average RPI Win: | 247 | WON-LOST | WINNING | LAST 12 | STRENGTH OF | OPP. STRENGTH | TEAM | ADJ. | CONF. | ADJ CONF. |
|-------------------|----------|-----------|----------------|------------|-------------|---------------|------|------|-------|-----------|
| Average RPI Loss: | 114 | RECORD | PCT. RANK | GAMES | SCHEDULE | OF SCHEDULE | RPI | RPI | RPI | RPI |
| DIV. I ONLY | 6- 17 | 306 | 5- 7 | 84 | 174 | 223 | 223 | 19 | 19 | |
| DIV. I NON-CONF. | 2- 12 | 316 | 1- 2 | 43 | 151 | 217 | 217 | 18 | 18 | |
| TOTALS | RPI 1-25 | RPI 26-50 | W-L RECORDS | RPI 51-100 | RPI 101-150 | RPI 150+ | | | | |
| 6- 17 | 0- 1 | 0- 3 | OVERALL | 1- 5 | 0- 3 | 5- 5 | | | | |
| 2- 8 | 0- 1 | 0- 2 | HOME | 1- 2 | 0- 0 | 1- 3 | | | | |
| 4- 9 | 0- 0 | 0- 1 | AWAY | 0- 3 | 0- 3 | 4- 2 | | | | |
| 0- 0 | 0- 0 | 0- 0 | NEUTRAL | 0- 0 | 0- 0 | 0- 0 | | | | |
| 2- 12 | 0- 1 | 0- 2 | NON-CONFERENCE | 0- 4 | 0- 3 | 2- 2 | | | | |
| 0- 6 | 0- 1 | 0- 2 | HOME | 0- 2 | 0- 0 | 0- 1 | | | | |
| 2- 6 | 0- 0 | 0- 0 | AWAY | 0- 2 | 0- 3 | 2- 1 | | | | |
| 0- 0 | 0- 0 | 0- 0 | NEUTRAL | 0- 0 | 0- 0 | 0- 0 | | | | |
| 4- 5 | 0- 0 | 0- 1 | CONFERENCE | 1- 1 | 0- 0 | 3- 3 | | | | |
| 2- 2 | 0- 0 | 0- 0 | HOME | 1- 0 | 0- 0 | 1- 2 | | | | |
| 2- 3 | 0- 0 | 0- 1 | AWAY | 0- 1 | 0- 0 | 2- 1 | | | | |
| 0- 0 | 0- 0 | 0- 0 | NEUTRAL | 0- 0 | 0- 0 | 0- 0 | | | | |

| RPI | S | Opponent | Score | RPI | S | Opponent | Score | RPI | S | Opponent | Score | RPI | S | Opponent | Score | Team's RPI: 223 |
|---------------------------|---|-----------|-------|-----|---|---------------|-------|-----|---|-------------|-------|-----|---|---------------|-------|-----------------|
| 22 | H | Villanova | 37 60 | 28 | A | Princeton | 65 77 | 61 | A | Marquette | 52 70 | 104 | A | FIU | 57 64 | |
| | | | | 34 | H | Duquesne | 39 54 | 66 | H | BYU | 57 58 | 116 | A | Northeastern | 45 80 | |
| | | | | 37 | H | Syracuse | 64 91 | 75 | A | Albany (NY) | 49 62 | 117 | A | Old Dominion | 59 73 | |
| | | | | | | | | 95 | A | Harvard | 66 88 | 156 | H | Holy Cross | 52 64 | |
| | | | | | | | | 95 | H | Harvard | 58 45 | 182 | A | Yale | 63 48 | |
| | | | | | | | | 100 | H | Hartford | 52 67 | 182 | H | Yale | 55 66 | |
| | | | | | | | | | | | | 186 | A | Penn | 40 63 | |
| | | | | | | | | | | | | 268 | A | New Hampshire | 38 54 | |
| | | | | | | | | | | | | 273 | A | Bryant | 64 53 | |
| | | | | | | | | | | | | 296 | A | Massachusetts | 57 55 | |
| | | | | | | | | | | | | 298 | A | Brown | 49 41 | |
| | | | | | | | | | | | | 298 | H | Brown | 39 59 | |
| | | | | | | | | | | | | 340 | H | Columbia | 62 52 | |
| LAST 12 Division I GAMES: | | | | | | | | | | | | | | | | |
| 298 | H | Brown | 39 59 | 298 | A | Brown | 49 41 | | | | | | | | | |
| 182 | H | Yale | 55 66 | 95 | H | Harvard | 58 45 | | | | | | | | | |
| 186 | A | Penn | 40 63 | 95 | A | Harvard | 66 88 | | | | | | | | | |
| 28 | A | Princeton | 65 77 | 296 | A | Massachusetts | 57 55 | | | | | | | | | |
| 340 | H | Columbia | 62 52 | 156 | H | Holy Cross | 52 64 | | | | | | | | | |
| 182 | A | Yale | 63 48 | 22 | H | Villanova | 37 60 | | | | | | | | | |

Non-Div I Games:

Dartmouth

■ Loss,
■ Non-Conf, S Site,
■ Home
■ Away
N Neutral

| | | | | | | | | | | |
|-------------------|----------|-----------|----------------|------------|-------------|---------------|------|------|-------|-----------|
| Average RPI Win: | 248 | WON-LOST | WINNING | LAST 12 | STRENGTH OF | OPP. STRENGTH | TEAM | ADJ. | CONF. | ADJ CONF. |
| Average RPI Loss: | 91 | RECORD | PCT. RANK | GAMES | SCHEDULE | OF SCHEDULE | RPI | RPI | RPI | RPI |
| DIV. I ONLY | 18- 9 | 79 | 10- 2 | 157 | 246 | 87 | 87 | 21 | 21 | |
| DIV. I NON-CONF. | 3- 7 | 266 | 0- 0 | 49 | 158 | 141 | 141 | 25 | 25 | |
| TOTALS | RPI 1-25 | RPI 26-50 | W-L RECORDS | RPI 51-100 | RPI 101-150 | RPI 150+ | | | | |
| 18- 9 | 0- 2 | 0- 0 | OVERALL | 0- 4 | 3- 1 | 15- 2 | | | | |
| 8- 2 | 0- 0 | 0- 0 | HOME | 0- 1 | 2- 0 | 6- 1 | | | | |
| 9- 6 | 0- 2 | 0- 0 | AWAY | 0- 3 | 1- 1 | 8- 0 | | | | |
| 1- 1 | 0- 0 | 0- 0 | NEUTRAL | 0- 0 | 0- 0 | 1- 1 | | | | |
| 3- 7 | 0- 2 | 0- 0 | NON-CONFERENCE | 0- 3 | 1- 1 | 2- 1 | | | | |
| 1- 0 | 0- 0 | 0- 0 | HOME | 0- 0 | 1- 0 | 0- 0 | | | | |
| 1- 6 | 0- 2 | 0- 0 | AWAY | 0- 3 | 0- 1 | 1- 0 | | | | |
| 1- 1 | 0- 0 | 0- 0 | NEUTRAL | 0- 0 | 0- 0 | 1- 1 | | | | |
| 15- 2 | 0- 0 | 0- 0 | CONFERENCE | 0- 1 | 2- 0 | 13- 1 | | | | |
| 7- 2 | 0- 0 | 0- 0 | HOME | 0- 1 | 1- 0 | 6- 1 | | | | |
| 8- 0 | 0- 0 | 0- 0 | AWAY | 0- 0 | 1- 0 | 7- 0 | | | | |
| 0- 0 | 0- 0 | 0- 0 | NEUTRAL | 0- 0 | 0- 0 | 0- 0 | | | | |

| RPI 1-25 | | | | RPI 26-50 | | | | RPI 51-100 Team's RPI: 87 | | | | RPI 101+ | | | |
|---------------------------|---|--------------------|-------|-----------|---|----------------|-------|---------------------------|---|-------------|-------|----------|---|--------------------|-------|
| RPI | S | Opponent | Score | RPI | S | Opponent | Score | RPI | S | Opponent | Score | RPI | S | Opponent | Score |
| 7 | A | Tennessee | 40 75 | | | | | 53 | A | Charlotte | 54 69 | 103 | A | Appalachian St. | 56 49 |
| 18 | A | North Carolina | 59 70 | | | | | 54 | A | Miami (FL) | 35 67 | 103 | H | Appalachian St. | 65 49 |
| | | | | | | | | 56 | H | Chattanooga | 56 60 | 136 | A | Mercer | 43 46 |
| | | | | | | | | 64 | A | Rutgers | 49 55 | 147 | H | High Point | 59 42 |
| | | | | | | | | | | | | 174 | A | Col. of Charleston | 65 57 |
| | | | | | | | | | | | | 174 | H | Col. of Charleston | 71 74 |
| | | | | | | | | | | | | 178 | H | Elon | 77 62 |
| | | | | | | | | | | | | 199 | A | Furman | 87 46 |
| | | | | | | | | | | | | 199 | H | Furman | 71 49 |
| | | | | | | | | | | | | 255 | A | Samford | 58 38 |
| | | | | | | | | | | | | 255 | H | Samford | 63 51 |
| | | | | | | | | | | | | 260 | N | Northern Ill. | 61 64 |
| | | | | | | | | | | | | 308 | A | Ga. Southern | 73 61 |
| | | | | | | | | | | | | 308 | H | Ga. Southern | 61 49 |
| | | | | | | | | | | | | 314 | A | Gardner-Webb | 59 56 |
| | | | | | | | | | | | | 316 | A | Western Caro. | 65 56 |
| | | | | | | | | | | | | 317 | A | UNC Greensboro | 59 56 |
| | | | | | | | | | | | | 317 | H | UNC Greensboro | 88 48 |
| | | | | | | | | | | | | 320 | A | Wofford | 58 45 |
| | | | | | | | | | | | | 320 | H | Wofford | 67 54 |
| | | | | | | | | | | | | 335 | N | Kennesaw St. | 63 54 |
| LAST 12 Division I GAMES: | | | | | | | | | | | | | | | |
| 255 | A | Samford | 58 38 | 308 | A | Ga. Southern | 73 61 | | | | | | | | |
| 317 | A | UNC Greensboro | 59 56 | 316 | A | Western Caro. | 65 56 | | | | | | | | |
| 320 | H | Wofford | 67 54 | 178 | H | Elon | 77 62 | | | | | | | | |
| 199 | H | Furman | 71 49 | 317 | H | UNC Greensboro | 88 48 | | | | | | | | |
| 174 | H | Col. of Charleston | 71 74 | 255 | H | Samford | 63 51 | | | | | | | | |
| 103 | A | Appalachian St. | 56 49 | 56 | H | Chattanooga | 56 60 | | | | | | | | |

Non-Div I Games:

Davidson

■ Loss,
 ■ Non-Conf,
 ■ S Site,
 ■ Home
 ■ Away
 N Neutral

| | | | | | | | | | |
|-----------------------------|--------------|-----------|----------------|-------------|---------------|-----------|-----------|----------|-----------|
| Average RPI Win: 155 | WON-LOST | WINNING | LAST 12 | STRENGTH OF | OPP. STRENGTH | TEAM | ADJ. | CONF. | ADJ CONF. |
| Average RPI Loss: 96 | RECORD | PCT. RANK | GAMES | SCHEDULE | OF SCHEDULE | RPI | RPI | RPI | RPI |
| DIV. I ONLY | 24- 1 | 4 | 12- 0 | 103 | 98 | 13 | 13 | 9 | 9 |
| DIV. I NON-CONF. | 12- 1 | 4 | 0- 0 | 36 | 133 | 7 | 7 | 8 | 8 |
| TOTALS | RPI 1-25 | RPI 26-50 | W-L RECORDS | RPI 51-100 | RPI 101-150 | RPI 150+ | | | |
| 24- 1 | 0- 0 | 5- 0 | OVERALL | 2- 1 | 5- 0 | 12- 0 | | | |
| 11- 0 | 0- 0 | 4- 0 | HOME | 0- 0 | 2- 0 | 5- 0 | | | |
| 11- 1 | 0- 0 | 1- 0 | AWAY | 2- 1 | 3- 0 | 5- 0 | | | |
| 2- 0 | 0- 0 | 0- 0 | NEUTRAL | 0- 0 | 0- 0 | 2- 0 | | | |
| 12- 1 | 0- 0 | 4- 0 | NON-CONFERENCE | 0- 1 | 3- 0 | 5- 0 | | | |
| 5- 0 | 0- 0 | 3- 0 | HOME | 0- 0 | 1- 0 | 1- 0 | | | |
| 5- 1 | 0- 0 | 1- 0 | AWAY | 0- 1 | 2- 0 | 2- 0 | | | |
| 2- 0 | 0- 0 | 0- 0 | NEUTRAL | 0- 0 | 0- 0 | 2- 0 | | | |
| 12- 0 | 0- 0 | 1- 0 | CONFERENCE | 2- 0 | 2- 0 | 7- 0 | | | |
| 6- 0 | 0- 0 | 1- 0 | HOME | 0- 0 | 1- 0 | 4- 0 | | | |
| 6- 0 | 0- 0 | 0- 0 | AWAY | 2- 0 | 1- 0 | 3- 0 | | | |
| 0- 0 | 0- 0 | 0- 0 | NEUTRAL | 0- 0 | 0- 0 | 0- 0 | | | |

| RPI 1-25 | | | Team's RPI: 13 | | | RPI 26-50 | | | RPI 51-100 | | | RPI 101+ | | | |
|---------------------------|---|----------|----------------|-----|---|-----------------|-------|-----|------------|-------------------|-------|----------|---|-------------------|--------|
| RPI | S | Opponent | Score | RPI | S | Opponent | Score | RPI | S | Opponent | Score | RPI | S | Opponent | Score |
| | | | | 27 | A | DePaul | 92 80 | 72 | A | Fordham | 68 57 | 102 | H | Eastern Ill. | 105 42 |
| | | | | 29 | H | Michigan St. | 60 53 | 96 | A | Bowling Green | 40 65 | 107 | A | Butler | 82 39 |
| | | | | 32 | H | Vanderbilt | 71 66 | 98 | A | Richmond | 72 64 | 109 | A | Arizona St. | 65 59 |
| | | | | 34 | H | Duquesne | 58 57 | | | | | 126 | H | Temple | 67 47 |
| | | | | 43 | H | Toledo | 79 76 | | | | | 132 | A | Akron | 90 59 |
| | | | | | | | | | | | | 160 | H | George Washington | 80 52 |
| | | | | | | | | | | | | 195 | H | La Salle | 95 47 |
| | | | | | | | | | | | | 196 | H | Xavier | 78 68 |
| | | | | | | | | | | | | 207 | A | Wright St. | 95 73 |
| | | | | | | | | | | | | 217 | A | St. Bonaventure | 67 63 |
| | | | | | | | | | | | | 227 | N | Mississippi Val. | 93 59 |
| | | | | | | | | | | | | 229 | A | VCU | 60 49 |
| | | | | | | | | | | | | 257 | H | Buffalo | 68 44 |
| | | | | | | | | | | | | 259 | N | UNLV | 82 58 |
| | | | | | | | | | | | | 265 | A | Siena | 91 53 |
| | | | | | | | | | | | | 296 | H | Massachusetts | 83 44 |
| | | | | | | | | | | | | 301 | A | Rhode Island | 74 48 |
| LAST 12 Division I GAMES: | | | | | | | | | | | | | | | |
| | | | | 126 | H | Temple | 67 47 | 229 | A | VCU | 60 49 | | | | |
| | | | | 217 | A | St. Bonaventure | 67 63 | 296 | H | Massachusetts | 83 44 | | | | |
| | | | | 34 | H | Duquesne | 58 57 | 160 | H | George Washington | 80 52 | | | | |
| | | | | 72 | A | Fordham | 68 57 | 301 | A | Rhode Island | 74 48 | | | | |
| | | | | 196 | H | Xavier | 78 68 | 195 | H | La Salle | 95 47 | | | | |
| | | | | 98 | A | Richmond | 72 64 | 107 | A | Butler | 82 39 | | | | |

DePaul

Average RPI Win: 140

Average RPI Loss: 20

WON-LOST RECORD

WINNING PCT. RANK

LAST 12 GAMES

STRENGTH OF SCHEDULE

OPP. STRENGTH OF SCHEDULE

TEAM RPI

ADJ. RPI

CONF. RPI

ADJ CONF. RPI

DIV. I ONLY

DIV. I NON-CONF.

TOTALS

RPI 1-25

RPI 26-50

W-L RECORDS

RPI 51-100

RPI 101-150

RPI 150+

18- 9

1- 7

1- 1

OVERALL

5- 1

2- 0

9- 0

14- 2

1- 2

1- 0

HOME

3- 0

2- 0

7- 0

2- 6

0- 4

0- 1

AWAY

0- 1

0- 0

2- 0

2- 1

0- 1

0- 0

NEUTRAL

2- 0

0- 0

0- 0

11- 3

0- 3

1- 0

NON-CONFERENCE

3- 0

2- 0

5- 0

8- 1

0- 1

1- 0

HOME

1- 0

2- 0

4- 0

1- 1

0- 1

0- 0

AWAY

0- 0

0- 0

1- 0

2- 1

0- 1

0- 0

NEUTRAL

2- 0

0- 0

0- 0

7- 6

1- 4

0- 1

CONFERENCE

2- 1

0- 0

4- 0

6- 1

1- 1

0- 0

HOME

2- 0

0- 0

3- 0

1- 5

0- 3

0- 1

AWAY

0- 1

0- 0

1- 0

0- 0

0- 0

0- 0

RPI 1-25

RPI 26-50

Team's RPI: 27

RPI 51-100

RPI 101+

RPI S Opponent Score

RPI S Opponent Score

RPI S Opponent Score

RPI S Opponent Score

RPI S Opponent Score

RPI S Opponent Score

RPI S Opponent Score

RPI S Opponent Score

RPI S Opponent Score

RPI S Opponent Score

RPI S Opponent Score

RPI S Opponent Score

RPI S Opponent Score

RPI S Opponent Score

RPI S Opponent Score

RPI S Opponent Score

RPI S Opponent Score

RPI S Opponent Score

RPI S Opponent Score

RPI S Opponent Score

RPI S Opponent Score

RPI S Opponent Score

RPI S Opponent Score

RPI S Opponent Score

RPI S Opponent Score

RPI S Opponent Score

RPI S Opponent Score

RPI S Opponent Score

RPI S Opponent Score

RPI S Opponent Score

RPI S Opponent Score

RPI S Opponent Score

RPI S Opponent Score

RPI S Opponent Score

RPI S Opponent Score

RPI S Opponent Score

RPI S Opponent Score

RPI S Opponent Score

RPI S Opponent Score

RPI S Opponent Score

RPI S Opponent Score

RPI S Opponent Score

RPI S Opponent Score

RPI S Opponent Score

RPI S Opponent Score

RPI S Opponent Score

RPI S Opponent Score

RPI S Opponent Score

RPI S Opponent Score

RPI S Opponent Score

RPI S Opponent Score

RPI S Opponent Score

RPI S Opponent Score

RPI S Opponent Score

RPI S Opponent Score

RPI S Opponent Score

RPI S Opponent Score

RPI S Opponent Score

RPI S Opponent Score

RPI S Opponent Score

RPI S Opponent Score

RPI S Opponent Score

RPI S Opponent Score

RPI S Opponent Score

RPI S Opponent Score

RPI S Opponent Score

RPI S Opponent Score

RPI S Opponent Score

RPI S Opponent Score

RPI S Opponent Score

RPI S Opponent Score

RPI S Opponent Score

RPI S Opponent Score

RPI S Opponent Score

RPI S Opponent Score

RPI S Opponent Score

RPI S Opponent Score

RPI S Opponent Score

RPI S Opponent Score

RPI S Opponent Score

RPI S Opponent Score

RPI S Opponent Score

RPI S Opponent Score

RPI S Opponent Score

RPI S Opponent Score

RPI S Opponent Score

RPI S Opponent Score

RPI S Opponent Score

RPI S Opponent Score

RPI S Opponent Score

RPI S Opponent Score

RPI S Opponent Score

RPI S Opponent Score

RPI S Opponent Score

RPI S Opponent Score

RPI S Opponent Score

RPI S Opponent Score

RPI S Opponent Score

RPI S Opponent Score

RPI S Opponent Score

RPI S Opponent Score

RPI S Opponent Score

RPI S Opponent Score

RPI S Opponent Score

RPI S Opponent Score

RPI S Opponent Score

RPI S Opponent Score

RPI S Opponent Score

RPI S Opponent Score

RPI S Opponent Score

RPI S Opponent Score

RPI S Opponent Score

RPI S Opponent Score

RPI S Opponent Score

RPI S Opponent Score

RPI S Opponent Score

RPI S Opponent Score

RPI S Opponent Score

RPI S Opponent Score

RPI S Opponent Score

RPI S Opponent Score

RPI S Opponent Score

RPI S Opponent Score

RPI S Opponent Score

RPI S Opponent Score

RPI S Opponent Score

RPI S Opponent Score

RPI S Opponent Score

RPI S Opponent Score

RPI S Opponent Score

RPI S Opponent Score

RPI S Opponent Score

RPI S Opponent Score

RPI S Opponent Score

RPI S Opponent Score

RPI S Opponent Score

RPI S Opponent Score

RPI S Opponent Score

RPI S Opponent Score

RPI S Opponent Score

RPI S Opponent Score

RPI S Opponent Score

RPI S Opponent Score

RPI S Opponent Score

RPI S Opponent Score

RPI S Opponent Score

RPI S Opponent Score

RPI S Opponent Score

RPI S Opponent Score

RPI S Opponent Score

RPI S Opponent Score

RPI S Opponent Score

RPI S Opponent Score

RPI S Opponent Score

RPI S Opponent Score

RPI S Opponent Score

RPI S Opponent Score

RPI S Opponent Score

RPI S Opponent Score

RPI S Opponent Score

RPI S Opponent Score

RPI S Opponent Score

RPI S Opponent Score

RPI S Opponent Score

RPI S Opponent Score

RPI S Opponent Score

RPI S Opponent Score

RPI S Opponent Score

RPI S Opponent Score

RPI S Opponent Score

RPI S Opponent Score

RPI S Opponent Score

RPI S Opponent Score

RPI S Opponent Score

RPI S Opponent Score

RPI S Opponent Score

RPI S Opponent Score

RPI S Opponent Score

RPI S Opponent Score

RPI S Opponent Score

RPI S Opponent Score

RPI S Opponent Score

RPI S Opponent Score

RPI S Opponent Score

RPI S Opponent Score

RPI S Opponent Score

RPI S Opponent Score

RPI S Opponent Score

RPI S Opponent Score

RPI S Opponent Score

RPI S Opponent Score

RPI S Opponent Score

RPI S Opponent Score

RPI S Opponent Score

RPI S Opponent Score

RPI S Opponent Score

RPI S Opponent Score

RPI S Opponent Score

RPI S Opponent Score

RPI S Opponent Score

RPI S Opponent Score

RPI S Opponent Score

RPI S Opponent Score

RPI S Opponent Score

RPI S Opponent Score

RPI S Opponent Score

RPI S Opponent Score

RPI S Opponent Score

RPI S Opponent Score

RPI S Opponent Score

RPI S Opponent Score

RPI S Opponent Score

RPI S Opponent Score

RPI S Opponent Score

RPI S Opponent Score

RPI S Opponent Score

RPI S Opponent Score

RPI S Opponent Score

RPI S Opponent Score

RPI S Opponent Score

RPI S Opponent Score

RPI S Opponent Score

RPI S Opponent Score

RPI S Opponent Score

RPI S Opponent Score

RPI S Opponent Score

RPI S Opponent Score

RPI S Opponent Score

RPI S Opponent Score

RPI S Opponent Score

RPI S Opponent Score

RPI S Opponent Score

RPI S Opponent Score

RPI S Opponent Score

RPI S Opponent Score

RPI S Opponent Score

RPI S Opponent Score

RPI S Opponent Score

RPI S Opponent Score

RPI S Opponent Score

RPI S Opponent Score

RPI S Opponent Score

RPI S Opponent Score

RPI S Opponent Score

RPI S Opponent Score

RPI S Opponent Score

RPI S Opponent Score

RPI S Opponent Score

RPI S Opponent Score

RPI S Opponent Score

RPI S Opponent Score

RPI S Opponent Score

RPI S Opponent Score

RPI S Opponent Score

RPI S Opponent Score

RPI S Opponent Score

RPI S Opponent Score

RPI S Opponent Score

RPI S Opponent Score

RPI S Opponent Score

RPI S Opponent Score

RPI S Opponent Score

RPI S Opponent Score

RPI S Opponent Score

RPI S Opponent Score

RPI S Opponent Score

RPI S Opponent Score

RPI S Opponent Score

RPI S Opponent Score

RPI S Opponent Score

RPI S Opponent Score

RPI S Opponent Score

RPI S Opponent Score

RPI S Opponent Score

RPI S Opponent Score

RPI S Opponent Score

RPI S Opponent Score

RPI S Opponent Score

RPI S Opponent Score

RPI S Opponent Score

RPI S Opponent Score

RPI S Opponent Score

RPI S Opponent Score

RPI S Opponent Score

RPI S Opponent Score

RPI S Opponent Score

RPI S Opponent Score

RPI S Opponent Score

RPI S Opponent Score

RPI S Opponent Score

RPI S Opponent Score

RPI S Opponent Score

RPI S Opponent Score

RPI S Opponent Score

RPI S Opponent Score

RPI S Opponent Score

RPI S Opponent Score

RPI S Opponent Score

RPI S Opponent Score

RPI S Opponent Score

RPI S Opponent Score

RPI S Opponent Score

RPI S Opponent Score

RPI S Opponent Score

RPI S Opponent Score

RPI S Opponent Score

RPI S Opponent Score

RPI S Opponent Score

RPI S Opponent Score

RPI S Opponent Score

RPI S Opponent Score

RPI S Opponent Score

RPI S Opponent Score

RPI S Opponent Score

RPI S Opponent Score

RPI S Opponent Score

RPI S Opponent Score

RPI S Opponent Score

RPI S Opponent Score

RPI S Opponent Score

RPI S Opponent Score

RPI S Opponent Score

RPI S Opponent Score

RPI S Opponent Score

RPI S Opponent Score

RPI S Opponent Score

RPI S Opponent Score

RPI S Opponent Score

RPI S Opponent Score

RPI S Opponent Score

RPI S Opponent Score

RPI S Opponent Score

RPI S Opponent Score

RPI S Opponent Score

RPI S Opponent Score

RPI S Opponent Score

RPI S Opponent Score

RPI S Opponent Score

RPI S Opponent Score

RPI S Opponent Score

RPI S Opponent Score

RPI S Opponent Score

RPI S Opponent Score

RPI S Opponent Score

RPI S Opponent Score

RPI S Opponent Score

RPI S Opponent Score

RPI S Opponent Score

RPI S Opponent Score

RPI S Opponent Score

RPI S Opponent Score

RPI S Opponent Score

RPI S Opponent Score

RPI S Opponent Score

RPI S Opponent Score

RPI S Opponent Score

RPI S Opponent Score

RPI S Opponent Score

RPI S Opponent Score

RPI S Opponent Score

RPI S Opponent Score

RPI S Opponent Score

RPI S Opponent Score

RPI S Opponent Score

RPI S Opponent Score

RPI S Opponent Score

RPI S Opponent Score

RPI S Opponent Score

RPI S Opponent Score

RPI S Opponent Score

RPI S Opponent Score

RPI S Opponent Score

RPI S Opponent Score

RPI S Opponent Score

RPI S Opponent Score

RPI S Opponent Score

RPI S Opponent Score

RPI S Opponent Score

RPI S Opponent Score

RPI S Opponent Score

RPI S Opponent Score

RPI S Opponent Score

RPI S

Non-Div I Games:

DePaul

| Average RPI Win: | 164 | WON-LOST | WINNING | LAST 12 | STRENGTH OF | OPP. STRENGTH | TEAM | ADJ. | CONF. | ADJ CONF. |
|-------------------|----------|-----------|----------------|------------|-------------|---------------|------|------|-------|-----------|
| Average RPI Loss: | 31 | RECORD | PCT. RANK | GAMES | SCHEDULE | OF SCHEDULE | RPI | RPI | RPI | RPI |
| DIV. I ONLY | 24- 3 | 11 | 12- 0 | 85 | 85 | 20 | 20 | 14 | 14 | |
| DIV. I NON-CONF. | 9- 3 | 55 | 0- 0 | 52 | 4 | 30 | 30 | 15 | 15 | |
| TOTALS | RPI 1-25 | RPI 26-50 | W-L RECORDS | RPI 51-100 | RPI 101-150 | RPI 150+ | | | | |
| 24- 3 | 1- 1 | 3- 2 | OVERALL | 3- 0 | 6- 0 | 11- 0 | | | | |
| 11- 2 | 0- 1 | 1- 1 | HOME | 1- 0 | 4- 0 | 5- 0 | | | | |
| 11- 1 | 0- 0 | 1- 1 | AWAY | 2- 0 | 2- 0 | 6- 0 | | | | |
| 2- 0 | 1- 0 | 1- 0 | NEUTRAL | 0- 0 | 0- 0 | 0- 0 | | | | |
| 9- 3 | 1- 1 | 3- 2 | NON-CONFERENCE | 0- 0 | 1- 0 | 4- 0 | | | | |
| 4- 2 | 0- 1 | 1- 1 | HOME | 0- 0 | 1- 0 | 2- 0 | | | | |
| 3- 1 | 0- 0 | 1- 1 | AWAY | 0- 0 | 0- 0 | 2- 0 | | | | |
| 2- 0 | 1- 0 | 1- 0 | NEUTRAL | 0- 0 | 0- 0 | 0- 0 | | | | |
| 15- 0 | 0- 0 | 0- 0 | CONFERENCE | 3- 0 | 5- 0 | 7- 0 | | | | |
| 7- 0 | 0- 0 | 0- 0 | HOME | 1- 0 | 3- 0 | 3- 0 | | | | |
| 8- 0 | 0- 0 | 0- 0 | AWAY | 2- 0 | 2- 0 | 4- 0 | | | | |
| 0- 0 | 0- 0 | 0- 0 | NEUTRAL | 0- 0 | 0- 0 | 0- 0 | | | | |

| RPI | S | Opponent | Score | RPI | S | Opponent | Score | RPI | S | Opponent | Score | RPI | S | Opponent | Score |
|---------------------------|---|----------------|-------|-----|---|-----------------|-------|-----|---|---------------|-------|-----|---|-----------------|-------|
| 10 | H | Maryland | 53 69 | 28 | H | Princeton | 59 58 | 82 | A | James Madison | 71 64 | 116 | A | Northeastern | 76 51 |
| 22 | N | Villanova | 59 45 | 34 | A | Duquesne | 47 51 | 82 | H | James Madison | 61 60 | 116 | H | Northeastern | 77 50 |
| | | | | 34 | N | Duquesne | 60 45 | 92 | A | Drexel | 65 56 | 117 | A | Old Dominion | 63 46 |
| | | | | 40 | A | St. John's (NY) | 60 59 | | | | | 117 | H | Old Dominion | 86 62 |
| | | | | 50 | H | Georgetown | 56 62 | | | | | 125 | H | Sam Houston St. | 63 31 |
| | | | | | | | | | | | | 141 | H | Hofstra | 79 63 |
| | | | | | | | | | | | | 190 | A | Monmouth | 82 53 |
| | | | | | | | | | | | | 192 | H | Providence | 64 46 |
| | | | | | | | | | | | | 217 | H | St. Bonaventure | 68 58 |
| | | | | | | | | | | | | 242 | A | Georgia St. | 70 38 |
| | | | | | | | | | | | | 271 | A | George Mason | 69 55 |
| | | | | | | | | | | | | 271 | H | George Mason | 62 27 |
| | | | | | | | | | | | | 279 | A | Towson | 77 55 |
| | | | | | | | | | | | | 279 | H | Towson | 76 44 |
| | | | | | | | | | | | | 284 | A | William & Mary | 66 44 |
| | | | | | | | | | | | | 297 | H | UNC Wilmington | 67 39 |
| | | | | | | | | | | | | 301 | A | Rhode Island | 57 40 |
| LAST 12 Division I GAMES: | | | | | | | | | | | | | | | |
| 82 | H | James Madison | 61 60 | 141 | H | Hofstra | 79 63 | | | | | | | | |
| 271 | A | George Mason | 69 55 | 242 | A | Georgia St. | 70 38 | | | | | | | | |
| 284 | A | William & Mary | 66 44 | 116 | H | Northeastern | 77 50 | | | | | | | | |
| 117 | H | Old Dominion | 86 62 | 92 | A | Drexel | 65 56 | | | | | | | | |
| 82 | A | James Madison | 71 64 | 297 | H | UNC Wilmington | 67 39 | | | | | | | | |
| 279 | A | Towson | 77 55 | 279 | H | Towson | 76 44 | | | | | | | | |

Non-Div I Games:

Delaware

■ Loss,
■ Non-Conf, S Site,
■ Home
■ Away
N Neutral

| Average RPI Win: | 326 | WON-LOST | WINNING | LAST 12 | STRENGTH OF | OPP. STRENGTH | TEAM | ADJ. | CONF. | ADJ CONF. |
|-------------------|----------|-----------|----------------|------------|-------------|---------------|------|------|-------|-----------|
| Average RPI Loss: | 174 | RECORD | PCT. RANK | GAMES | SCHEDULE | OF SCHEDULE | RPI | RPI | RPI | RPI |
| DIV. I ONLY | 7- 16 | 287 | 5- 6 | 283 | 328 | 293 | 293 | 30 | 30 | |
| DIV. I NON-CONF. | 1- 10 | 325 | 0- 1 | 129 | 268 | 287 | 287 | 30 | 30 | |
| TOTALS | RPI 1-25 | RPI 26-50 | W-L RECORDS | RPI 51-100 | RPI 101-150 | RPI 150+ | | | | |
| 7- 16 | 0- 1 | 0- 0 | OVERALL | 0- 4 | 0- 3 | 7- 8 | | | | |
| 3- 5 | 0- 0 | 0- 0 | HOME | 0- 1 | 0- 2 | 3- 2 | | | | |
| 4- 9 | 0- 1 | 0- 0 | AWAY | 0- 3 | 0- 0 | 4- 5 | | | | |
| 0- 2 | 0- 0 | 0- 0 | NEUTRAL | 0- 0 | 0- 1 | 0- 1 | | | | |
| 1- 10 | 0- 1 | 0- 0 | NON-CONFERENCE | 0- 3 | 0- 1 | 1- 5 | | | | |
| 0- 1 | 0- 0 | 0- 0 | HOME | 0- 1 | 0- 0 | 0- 0 | | | | |
| 1- 7 | 0- 1 | 0- 0 | AWAY | 0- 2 | 0- 0 | 1- 4 | | | | |
| 0- 2 | 0- 0 | 0- 0 | NEUTRAL | 0- 0 | 0- 1 | 0- 1 | | | | |
| 6- 6 | 0- 0 | 0- 0 | CONFERENCE | 0- 1 | 0- 2 | 6- 3 | | | | |
| 3- 4 | 0- 0 | 0- 0 | HOME | 0- 0 | 0- 2 | 3- 2 | | | | |
| 3- 2 | 0- 0 | 0- 0 | AWAY | 0- 1 | 0- 0 | 3- 1 | | | | |
| 0- 0 | 0- 0 | 0- 0 | NEUTRAL | 0- 0 | 0- 0 | 0- 0 | | | | |

| RPI S | Opponent | Score | RPI S | Opponent | Score | RPI S | Opponent | Score | RPI S | Opponent | Score | Team's RPI: 293 |
|---------------------------|---------------|-------|-------|-------------------|-------|-------|--------------------|-------|-------|------------------------|-------|-----------------|
| 9 | A Kentucky | 50 90 | | | | 65 | A South Dakota St. | 57 72 | 113 | N Wisconsin | 54 83 | |
| | | | | | | 72 | A Fordham | 38 69 | 140 | H N.C. A&T | 53 75 | |
| | | | | | | 75 | H Albany (NY) | 57 79 | 150 | H Howard | 40 54 | |
| | | | | | | 88 | A Hampton | 56 75 | 163 | A Houston | 58 71 | |
| | | | | | | | | | 211 | N Central Conn. St. | 54 76 | |
| | | | | | | | | | 250 | A St. Francis Brooklyn | 50 69 | |
| | | | | | | | | | 253 | H Coppin St. | 68 73 | |
| | | | | | | | | | 279 | A Towson | 61 69 | |
| | | | | | | | | | 288 | A Florida A&M | 57 53 | |
| | | | | | | | | | 291 | H Morgan St. | 67 69 | |
| | | | | | | | | | 292 | A NJIT | 42 55 | |
| | | | | | | | | | 312 | A Bethune-Cookman | 62 57 | |
| | | | | | | | | | 332 | A Norfolk St. | 51 61 | |
| | | | | | | | | | 332 | H Norfolk St. | 58 48 | |
| | | | | | | | | | 334 | A UMES | 72 63 | |
| | | | | | | | | | 334 | H UMES | 67 52 | |
| | | | | | | | | | 338 | H N.C. Central | 58 49 | |
| | | | | | | | | | 344 | A Houston Baptist | 84 83 | |
| LAST 12 Division I GAMES: | | | | | | | | | | | | |
| 332 | H Norfolk St. | 58 48 | 338 | H N.C. Central | 58 49 | | | | | | | |
| 291 | H Morgan St. | 67 69 | 288 | A Florida A&M | 57 53 | | | | | | | |
| 253 | H Coppin St. | 68 73 | 312 | A Bethune-Cookman | 62 57 | | | | | | | |
| 88 | A Hampton | 56 75 | 334 | A UMES | 72 63 | | | | | | | |
| 332 | A Norfolk St. | 51 61 | 163 | A Houston | 58 71 | | | | | | | |
| 140 | H N.C. A&T | 53 75 | 344 | A Houston Baptist | 84 83 | | | | | | | |

Non-Div I Games: Wilmington (DE) 88 46 Wesley 76 34

Delaware St.

■ Loss,
 ■ Non-Conf,
 ■ S Site,
 ■ Home
 ■ A Away
 N Neutral

| | | | | | | | | | | |
|-------------------|----------|-----------|----------------|------------|-------------|---------------|------|------|-------|-----------|
| Average RPI Win: | 259 | WON-LOST | WINNING | LAST 12 | STRENGTH OF | OPP. STRENGTH | TEAM | ADJ. | CONF. | ADJ CONF. |
| Average RPI Loss: | 135 | RECORD | PCT. RANK | GAMES | SCHEDULE | OF SCHEDULE | RPI | RPI | RPI | RPI |
| DIV. I ONLY | 12- 14 | 176 | 5- 7 | 195 | 206 | 216 | 216 | 25 | 25 | |
| DIV. I NON-CONF. | 5- 6 | 190 | 0- 0 | 140 | 108 | 165 | 165 | 26 | 26 | |
| TOTALS | RPI 1-25 | RPI 26-50 | W-L RECORDS | RPI 51-100 | RPI 101-150 | RPI 150+ | | | | |
| 12- 14 | 0- 1 | 0- 0 | OVERALL | 0- 4 | 1- 3 | 11- 6 | | | | |
| 7- 7 | 0- 1 | 0- 0 | HOME | 0- 1 | 1- 2 | 6- 3 | | | | |
| 5- 7 | 0- 0 | 0- 0 | AWAY | 0- 3 | 0- 1 | 5- 3 | | | | |
| 0- 0 | 0- 0 | 0- 0 | NEUTRAL | 0- 0 | 0- 0 | 0- 0 | | | | |
| 5- 6 | 0- 1 | 0- 0 | NON-CONFERENCE | 0- 4 | 1- 1 | 4- 0 | | | | |
| 2- 3 | 0- 1 | 0- 0 | HOME | 0- 1 | 1- 1 | 1- 0 | | | | |
| 3- 3 | 0- 0 | 0- 0 | AWAY | 0- 3 | 0- 0 | 3- 0 | | | | |
| 0- 0 | 0- 0 | 0- 0 | NEUTRAL | 0- 0 | 0- 0 | 0- 0 | | | | |
| 7- 8 | 0- 0 | 0- 0 | CONFERENCE | 0- 0 | 0- 2 | 7- 6 | | | | |
| 5- 4 | 0- 0 | 0- 0 | HOME | 0- 0 | 0- 1 | 5- 3 | | | | |
| 2- 4 | 0- 0 | 0- 0 | AWAY | 0- 0 | 0- 1 | 2- 3 | | | | |
| 0- 0 | 0- 0 | 0- 0 | NEUTRAL | 0- 0 | 0- 0 | 0- 0 | | | | |

| RPI 1-25 | | | | RPI 26-50 | | | | RPI 51-100 | | | | RPI 101+ Team's RPI: 216 | | | |
|---------------------------|---|--------------|-------|-----------|---|----------------|-------|------------|---|-----------|-------|--------------------------|---|-----------------|-------|
| RPI | S | Opponent | Score | RPI | S | Opponent | Score | RPI | S | Opponent | Score | RPI | S | Opponent | Score |
| 19 | H | Colorado | 63 83 | | | | | 74 | A | Wyoming | 66 81 | 101 | H | Northern Colo. | 57 46 |
| | | | | | | | | 81 | A | Minnesota | 51 74 | 139 | H | Montana St. | 55 73 |
| | | | | | | | | 85 | A | Montana | 56 58 | 145 | A | Seattle | 53 63 |
| | | | | | | | | 93 | H | Utah | 60 75 | 145 | H | Seattle | 66 69 |
| | | | | | | | | | | | | 153 | A | Utah St. | 69 85 |
| | | | | | | | | | | | | 153 | H | Utah St. | 89 92 |
| | | | | | | | | | | | | 170 | A | Idaho | 64 70 |
| | | | | | | | | | | | | 170 | H | Idaho | 60 68 |
| | | | | | | | | | | | | 180 | H | Louisiana Tech | 77 82 |
| | | | | | | | | | | | | 240 | A | Colorado St. | 50 48 |
| | | | | | | | | | | | | 243 | A | UC Irvine | 62 52 |
| | | | | | | | | | | | | 245 | A | Oregon | 73 62 |
| | | | | | | | | | | | | 252 | H | New Mexico St. | 67 58 |
| | | | | | | | | | | | | 254 | A | UTSA | 75 73 |
| | | | | | | | | | | | | 254 | H | UTSA | 53 49 |
| | | | | | | | | | | | | 278 | A | San Jose St. | 67 68 |
| | | | | | | | | | | | | 278 | H | San Jose St. | 83 68 |
| | | | | | | | | | | | | 302 | A | Texas St. | 73 70 |
| | | | | | | | | | | | | 302 | H | Texas St. | 75 62 |
| | | | | | | | | | | | | 307 | H | Texas-Arlington | 90 52 |
| | | | | | | | | | | | | 326 | H | Air Force | 77 73 |
| LAST 12 Division I GAMES: | | | | | | | | | | | | | | | |
| 278 | H | San Jose St. | 83 68 | 252 | H | New Mexico St. | 67 58 | 153 | A | Utah St. | 69 85 | | | | |
| 153 | H | Utah St. | 89 92 | 278 | A | San Jose St. | 67 68 | 145 | H | Seattle | 66 69 | | | | |
| 170 | A | Idaho | 64 70 | 170 | H | Idaho | 60 68 | 254 | A | UTSA | 75 73 | | | | |
| 145 | A | Seattle | 53 63 | | | | | | | | | | | | |
| 302 | H | Texas St. | 75 62 | | | | | | | | | | | | |
| 254 | H | UTSA | 53 49 | | | | | | | | | | | | |

Non-Div I Games:

Denver

■ Loss,
 ■ Non-Conf, S Site,
 ■ Home
 ■ Away
 N Neutral

| Average RPI Win: | 245 | WON-LOST | WINNING | LAST 12 | STRENGTH OF | OPP. STRENGTH | TEAM | ADJ. | CONF. | ADJ CONF. |
|-------------------|----------|-----------|----------------|------------|-------------|---------------|------|------|-------|-----------|
| Average RPI Loss: | 128 | RECORD | PCT. RANK | GAMES | SCHEDULE | OF SCHEDULE | RPI | RPI | RPI | RPI |
| DIV. I ONLY | 12- 10 | 135 | 7- 5 | 187 | 158 | 118 | 118 | 12 | 12 | |
| DIV. I NON-CONF. | 5- 5 | 159 | 0- 0 | 166 | 153 | 127 | 127 | 12 | 12 | |
| TOTALS | RPI 1-25 | RPI 26-50 | W-L RECORDS | RPI 51-100 | RPI 101-150 | RPI 150+ | | | | |
| 12- 10 | 0- 1 | 0- 2 | OVERALL | 0- 2 | 0- 0 | 12- 5 | | | | |
| 7- 0 | 0- 0 | 0- 0 | HOME | 0- 0 | 0- 0 | 7- 0 | | | | |
| 5- 8 | 0- 0 | 0- 2 | AWAY | 0- 2 | 0- 0 | 5- 4 | | | | |
| 0- 2 | 0- 1 | 0- 0 | NEUTRAL | 0- 0 | 0- 0 | 0- 1 | | | | |
| 5- 5 | 0- 1 | 0- 1 | NON-CONFERENCE | 0- 1 | 0- 0 | 5- 2 | | | | |
| 2- 0 | 0- 0 | 0- 0 | HOME | 0- 0 | 0- 0 | 2- 0 | | | | |
| 3- 3 | 0- 0 | 0- 1 | AWAY | 0- 1 | 0- 0 | 3- 1 | | | | |
| 0- 2 | 0- 1 | 0- 0 | NEUTRAL | 0- 0 | 0- 0 | 0- 1 | | | | |
| 7- 5 | 0- 0 | 0- 1 | CONFERENCE | 0- 1 | 0- 0 | 7- 3 | | | | |
| 5- 0 | 0- 0 | 0- 0 | HOME | 0- 0 | 0- 0 | 5- 0 | | | | |
| 2- 5 | 0- 0 | 0- 1 | AWAY | 0- 1 | 0- 0 | 2- 3 | | | | |
| 0- 0 | 0- 0 | 0- 0 | NEUTRAL | 0- 0 | 0- 0 | 0- 0 | | | | |

| RPI S | Opponent | Score | RPI S | Opponent | Score | RPI S | Opponent | Score | RPI S | Opponent | Score | Team's RPI: 118 |
|---------------------------|----------------|-------|-------|----------------|-------|-------|----------------|-------|-------|----------------|-------|-----------------|
| 5 N | Penn St. | 72 80 | 26 A | Green Bay | 31 62 | 58 A | South Fla. | 60 74 | 181 N | South Ala. | 56 59 | |
| | | | 30 A | Michigan | 62 70 | 63 A | Youngstown St. | 53 58 | 201 A | Ball St. | 64 73 | |
| | | | | | | | | | 207 A | Wright St. | 86 76 | |
| | | | | | | | | | 207 H | Wright St. | 73 66 | |
| | | | | | | | | | 219 A | Cleveland St. | 66 77 | |
| | | | | | | | | | 219 H | Cleveland St. | 96 77 | |
| | | | | | | | | | 220 A | Loyola Chicago | 81 91 | |
| | | | | | | | | | 220 H | Loyola Chicago | 76 66 | |
| | | | | | | | | | 222 A | Milwaukee | 61 59 | |
| | | | | | | | | | 228 H | Valparaiso | 70 61 | |
| | | | | | | | | | 247 A | Eastern Mich. | 61 54 | |
| | | | | | | | | | 249 A | IPFW | 88 58 | |
| | | | | | | | | | 261 H | Western Mich. | 97 57 | |
| | | | | | | | | | 272 H | Canisius | 65 54 | |
| | | | | | | | | | 280 A | Ill.-Chicago | 74 76 | |
| | | | | | | | | | 280 H | Ill.-Chicago | 74 68 | |
| | | | | | | | | | 323 A | Ohio | 65 53 | |
| LAST 12 Division I GAMES: | | | | | | | | | | | | |
| 280 A | Ill.-Chicago | 74 76 | 219 H | Cleveland St. | 96 77 | | | | | | | |
| 220 A | Loyola Chicago | 81 91 | 280 H | Ill.-Chicago | 74 68 | | | | | | | |
| 207 H | Wright St. | 73 66 | 220 H | Loyola Chicago | 76 66 | | | | | | | |
| 228 H | Valparaiso | 70 61 | 207 A | Wright St. | 86 76 | | | | | | | |
| 63 A | Youngstown St. | 53 58 | 219 A | Cleveland St. | 66 77 | | | | | | | |
| 222 A | Milwaukee | 61 59 | 26 A | Green Bay | 31 62 | | | | | | | |

Non-Div I Games: Lourdes 101 50 Madonna 90 43

Detroit

Loss, Non-Conf, S Site, H Home A Away N Neutral

| | | | | | | | | | |
|------------------------------|----------|-----------|----------------|-------------|---------------|----------|------|-------|-----------|
| Average RPI Win: 216 | WON-LOST | WINNING | LAST 12 | STRENGTH OF | OPP. STRENGTH | TEAM | ADJ. | CONF. | ADJ CONF. |
| Average RPI Loss: 142 | RECORD | PCT. RANK | GAMES | SCHEDULE | OF SCHEDULE | RPI | RPI | RPI | RPI |
| DIV. I ONLY | 9- 17 | 258 | 4- 8 | 199 | 119 | 257 | 257 | 10 | 10 |
| DIV. I NON-CONF. | 5- 6 | 190 | 0- 0 | 318 | 184 | 266 | 266 | 9 | 9 |
| TOTALS | RPI 1-25 | RPI 26-50 | W-L RECORDS | RPI 51-100 | RPI 101-150 | RPI 150+ | | | |
| 9- 17 | 0- 2 | 0- 1 | OVERALL | 0- 4 | 0- 2 | 9- 8 | | | |
| 6- 6 | 0- 1 | 0- 1 | HOME | 0- 2 | 0- 1 | 6- 1 | | | |
| 3- 9 | 0- 1 | 0- 0 | AWAY | 0- 2 | 0- 1 | 3- 5 | | | |
| 0- 2 | 0- 0 | 0- 0 | NEUTRAL | 0- 0 | 0- 0 | 0- 2 | | | |
| 5- 6 | 0- 1 | 0- 1 | NON-CONFERENCE | 0- 0 | 0- 0 | 5- 4 | | | |
| 3- 2 | 0- 0 | 0- 1 | HOME | 0- 0 | 0- 0 | 3- 1 | | | |
| 2- 2 | 0- 1 | 0- 0 | AWAY | 0- 0 | 0- 0 | 2- 1 | | | |
| 0- 2 | 0- 0 | 0- 0 | NEUTRAL | 0- 0 | 0- 0 | 0- 2 | | | |
| 4- 11 | 0- 1 | 0- 0 | CONFERENCE | 0- 4 | 0- 2 | 4- 4 | | | |
| 3- 4 | 0- 1 | 0- 0 | HOME | 0- 2 | 0- 1 | 3- 0 | | | |
| 1- 7 | 0- 0 | 0- 0 | AWAY | 0- 2 | 0- 1 | 1- 4 | | | |
| 0- 0 | 0- 0 | 0- 0 | NEUTRAL | 0- 0 | 0- 0 | 0- 0 | | | |

| RPI 1-25 | | | | RPI 26-50 | | | | RPI 51-100 | | | | RPI 101+ Team's RPI: 257 | | | |
|---------------------------|---|--------------|--------------|-----------|---|--------------|--------------|------------|---|--------------|--------------|--------------------------|---|------------------|--------------|
| RPI | S | Opponent | Score | RPI | S | Opponent | Score | RPI | S | Opponent | Score | RPI | S | Opponent | Score |
| 24 | H | Creighton | 71 98 | 35 | H | Iowa | 65 82 | 70 | A | Illinois St. | 57 81 | 114 | A | Indiana St. | 48 59 |
| 25 | A | Iowa St. | 45 87 | | | | | 70 | H | Illinois St. | 66 71 | 114 | H | Indiana St. | 49 67 |
| | | | | | | | | 79 | A | Wichita St. | 51 70 | 151 | A | Missouri St. | 77 80 |
| | | | | | | | | 79 | H | Wichita St. | 65 74 | 151 | H | Missouri St. | 75 64 |
| | | | | | | | | | | | | 152 | A | UNI | 82 67 |
| | | | | | | | | | | | | 152 | H | UNI | 63 55 |
| | | | | | | | | | | | | 172 | A | Bradley | 84 93 |
| | | | | | | | | | | | | 172 | H | Bradley | 66 62 |
| | | | | | | | | | | | | 193 | A | Evansville | 62 68 |
| | | | | | | | | | | | | 205 | H | Saint Louis | 61 55 |
| | | | | | | | | | | | | 222 | A | Milwaukee | 80 70 |
| | | | | | | | | | | | | 225 | H | South Dakota | 69 74 |
| | | | | | | | | | | | | 231 | A | North Dakota | 63 67 |
| | | | | | | | | | | | | 243 | N | UC Irvine | 64 69 |
| | | | | | | | | | | | | 266 | A | North Dakota St. | 62 50 |
| | | | | | | | | | | | | 271 | N | George Mason | 70 76 |
| | | | | | | | | | | | | 280 | H | Ill.-Chicago | 71 61 |
| | | | | | | | | | | | | 313 | A | Southern Ill. | 70 77 |
| | | | | | | | | | | | | 342 | H | Chicago St. | 67 39 |
| LAST 12 Division I GAMES: | | | | | | | | | | | | | | | |
| 152 | A | UNI | 82 67 | 24 | H | Creighton | 71 98 | 152 | H | UNI | 63 55 | | | | |
| 172 | A | Bradley | 84 93 | 172 | H | Bradley | 66 62 | 79 | A | Wichita St. | 51 70 | | | | |
| 151 | H | Missouri St. | 75 64 | 151 | A | Missouri St. | 77 80 | 70 | H | Illinois St. | 66 71 | | | | |
| 79 | H | Wichita St. | 65 74 | | | | | | | | | | | | |
| 114 | A | Indiana St. | 48 59 | | | | | | | | | | | | |
| 70 | A | Illinois St. | 57 81 | | | | | | | | | | | | |

Non-Div I Games:

Drake

■ Loss,
 ■ Non-Conf, S Site,
 ■ Home
 ■ Away
 N Neutral

| | | | | | | | | | | |
|-------------------|----------|-----------|----------------|------------|-------------|---------------|------|------|-------|-----------|
| Average RPI Win: | 233 | WON-LOST | WINNING | LAST 12 | STRENGTH OF | OPP. STRENGTH | TEAM | ADJ. | CONF. | ADJ CONF. |
| Average RPI Loss: | 69 | RECORD | PCT. RANK | GAMES | SCHEDULE | OF SCHEDULE | RPI | RPI | RPI | RPI |
| DIV. I ONLY | 19- 7 | 54 | 9- 3 | 247 | 104 | 92 | 92 | 14 | 14 | |
| DIV. I NON-CONF. | 7- 4 | 103 | 0- 0 | 220 | 61 | 112 | 112 | 15 | 15 | |
| TOTALS | RPI 1-25 | RPI 26-50 | W-L RECORDS | RPI 51-100 | RPI 101-150 | RPI 150+ | | | | |
| 19- 7 | 0- 2 | 0- 2 | OVERALL | 1- 0 | 3- 3 | 15- 0 | | | | |
| 8- 3 | 0- 1 | 0- 1 | HOME | 0- 0 | 2- 1 | 6- 0 | | | | |
| 8- 4 | 0- 1 | 0- 1 | AWAY | 1- 0 | 1- 2 | 6- 0 | | | | |
| 3- 0 | 0- 0 | 0- 0 | NEUTRAL | 0- 0 | 0- 0 | 3- 0 | | | | |
| 7- 4 | 0- 1 | 0- 2 | NON-CONFERENCE | 0- 0 | 0- 1 | 7- 0 | | | | |
| 1- 2 | 0- 0 | 0- 1 | HOME | 0- 0 | 0- 1 | 1- 0 | | | | |
| 3- 2 | 0- 1 | 0- 1 | AWAY | 0- 0 | 0- 0 | 3- 0 | | | | |
| 3- 0 | 0- 0 | 0- 0 | NEUTRAL | 0- 0 | 0- 0 | 3- 0 | | | | |
| 12- 3 | 0- 1 | 0- 0 | CONFERENCE | 1- 0 | 3- 2 | 8- 0 | | | | |
| 7- 1 | 0- 1 | 0- 0 | HOME | 0- 0 | 2- 0 | 5- 0 | | | | |
| 5- 2 | 0- 0 | 0- 0 | AWAY | 1- 0 | 1- 2 | 3- 0 | | | | |
| 0- 0 | 0- 0 | 0- 0 | NEUTRAL | 0- 0 | 0- 0 | 0- 0 | | | | |

| RPI 1-25 | | | | RPI 26-50 | | | | RPI 51-100 | | | | RPI 101+ | | | |
|---------------------------|---|----------------|-------|-----------|---|----------------|-------|------------|---|---------------|-------|----------|---|----------------|-------|
| RPI | S | Opponent | Score | RPI | S | Opponent | Score | RPI | S | Opponent | Score | RPI | S | Opponent | Score |
| 11 | A | South Carolina | 55 58 | 28 | A | Princeton | 59 74 | 82 | A | James Madison | 48 46 | 116 | A | Northeastern | 85 73 |
| 20 | H | Delaware | 56 65 | 46 | H | Saint Joseph's | 45 47 | | | | | 117 | A | Old Dominion | 50 53 |
| | | | | | | | | | | | | 117 | H | Old Dominion | 64 50 |
| | | | | | | | | | | | | 123 | H | American | 52 58 |
| | | | | | | | | | | | | 141 | A | Hofstra | 43 53 |
| | | | | | | | | | | | | 141 | H | Hofstra | 59 53 |
| | | | | | | | | | | | | 186 | H | Penn | 77 50 |
| | | | | | | | | | | | | 192 | A | Providence | 60 50 |
| | | | | | | | | | | | | 195 | A | La Salle | 56 53 |
| | | | | | | | | | | | | 242 | H | Georgia St. | 79 55 |
| | | | | | | | | | | | | 270 | N | Colgate | 51 33 |
| | | | | | | | | | | | | 271 | H | George Mason | 57 46 |
| | | | | | | | | | | | | 279 | A | Towson | 62 48 |
| | | | | | | | | | | | | 279 | H | Towson | 76 55 |
| | | | | | | | | | | | | 284 | A | William & Mary | 58 46 |
| | | | | | | | | | | | | 284 | H | William & Mary | 62 47 |
| | | | | | | | | | | | | 286 | N | UMKC | 76 40 |
| | | | | | | | | | | | | 297 | A | UNC Wilmington | 64 51 |
| | | | | | | | | | | | | 297 | H | UNC Wilmington | 59 47 |
| | | | | | | | | | | | | 300 | A | Vermont | 66 49 |
| | | | | | | | | | | | | 301 | N | Rhode Island | 55 43 |
| LAST 12 Division I GAMES: | | | | | | | | | | | | | | | |
| 284 | H | William & Mary | 62 47 | 242 | H | Georgia St. | 79 55 | | | | | | | | |
| 271 | H | George Mason | 57 46 | 117 | A | Old Dominion | 50 53 | | | | | | | | |
| 297 | H | UNC Wilmington | 59 47 | 20 | H | Delaware | 56 65 | | | | | | | | |
| 141 | A | Hofstra | 43 53 | 116 | A | Northeastern | 85 73 | | | | | | | | |
| 117 | H | Old Dominion | 64 50 | 284 | A | William & Mary | 58 46 | | | | | | | | |
| 279 | A | Towson | 62 48 | 141 | H | Hofstra | 59 53 | | | | | | | | |

Non-Div I Games:

Drexel

■ Loss,
 ■ Non-Conf, S Site,
 ■ Home
 ■ Away
 N Neutral

| | | | | | | | | | | |
|-------------------|----------|-----------|----------------|------------|-------------|---------------|------|------|-------|-----------|
| Average RPI Win: | 114 | WON-LOST | WINNING | LAST 12 | STRENGTH OF | OPP. STRENGTH | TEAM | ADJ. | CONF. | ADJ CONF. |
| Average RPI Loss: | 2 | RECORD | PCT. RANK | GAMES | SCHEDULE | OF SCHEDULE | RPI | RPI | RPI | RPI |
| DIV. I ONLY | 26- 1 | 1 | 11- 1 | 53 | 9 | 6 | 6 | 5 | 5 | |
| DIV. I NON-CONF. | 10- 1 | 17 | 0- 1 | 39 | 17 | 6 | 6 | 4 | 4 | |
| TOTALS | RPI 1-25 | RPI 26-50 | W-L RECORDS | RPI 51-100 | RPI 101-150 | RPI 150+ | | | | |
| 26- 1 | 5- 1 | 2- 0 | OVERALL | 3- 0 | 7- 0 | 9- 0 | | | | |
| 13- 0 | 3- 0 | 0- 0 | HOME | 2- 0 | 3- 0 | 5- 0 | | | | |
| 11- 1 | 2- 1 | 1- 0 | AWAY | 1- 0 | 4- 0 | 3- 0 | | | | |
| 2- 0 | 0- 0 | 1- 0 | NEUTRAL | 0- 0 | 0- 0 | 1- 0 | | | | |
| 10- 1 | 1- 1 | 2- 0 | NON-CONFERENCE | 0- 0 | 2- 0 | 5- 0 | | | | |
| 5- 0 | 1- 0 | 0- 0 | HOME | 0- 0 | 1- 0 | 3- 0 | | | | |
| 3- 1 | 0- 1 | 1- 0 | AWAY | 0- 0 | 1- 0 | 1- 0 | | | | |
| 2- 0 | 0- 0 | 1- 0 | NEUTRAL | 0- 0 | 0- 0 | 1- 0 | | | | |
| 16- 0 | 4- 0 | 0- 0 | CONFERENCE | 3- 0 | 5- 0 | 4- 0 | | | | |
| 8- 0 | 2- 0 | 0- 0 | HOME | 2- 0 | 2- 0 | 2- 0 | | | | |
| 8- 0 | 2- 0 | 0- 0 | AWAY | 1- 0 | 3- 0 | 2- 0 | | | | |
| 0- 0 | 0- 0 | 0- 0 | NEUTRAL | 0- 0 | 0- 0 | 0- 0 | | | | |

| RPI | S | Opponent | Score | RPI | S | Opponent | Score | RPI | S | Opponent | Score | RPI | S | Opponent | Score |
|---------------------------|---|----------------|-------|-----|---|-----------------|-------|-----|---|---------------|-------|-----|---|---------------------|--------|
| 2 | A | Connecticut | 49 79 | 30 | A | Michigan | 71 54 | 54 | H | Miami (FL) | 82 43 | 119 | A | Southern California | 75 60 |
| 8 | H | California | 77 63 | 40 | N | St. John's (NY) | 60 42 | 76 | H | Georgia Tech | 85 52 | 120 | A | North Carolina St. | 67 57 |
| 10 | A | Maryland | 75 59 | | | | | 77 | A | Virginia | 62 41 | 124 | A | Virginia Tech | 77 33 |
| 10 | H | Maryland | 71 56 | | | | | | | | | 124 | H | Virginia Tech | 58 26 |
| 18 | A | North Carolina | 84 63 | | | | | | | | | 131 | A | Boston College | 90 53 |
| 23 | H | Florida St. | 61 50 | | | | | | | | | 131 | H | Boston College | 80 56 |
| | | | | | | | | | | | | 143 | H | Presbyterian | 84 45 |
| | | | | | | | | | | | | 164 | H | Iona | 100 31 |
| | | | | | | | | | | | | 166 | A | Clemson | 60 46 |
| | | | | | | | | | | | | 166 | H | Clemson | 82 45 |
| | | | | | | | | | | | | 168 | A | Wake Forest | 73 44 |
| | | | | | | | | | | | | 168 | H | Wake Forest | 81 70 |
| | | | | | | | | | | | | 190 | H | Monmouth | 73 32 |
| | | | | | | | | | | | | 196 | A | Xavier | 82 59 |
| | | | | | | | | | | | | 228 | H | Valparaiso | 90 45 |
| | | | | | | | | | | | | 277 | N | CSU Bakersfield | 97 63 |
| LAST 12 Division I GAMES: | | | | | | | | | | | | | | | |
| 10 | A | Maryland | 75 59 | 18 | A | North Carolina | 84 63 | 54 | H | Miami (FL) | 82 43 | 131 | H | Boston College | 80 56 |
| 23 | H | Florida St. | 61 50 | | | | | 166 | A | Clemson | 60 46 | 2 | A | Connecticut | 49 79 |
| 168 | H | Wake Forest | 81 70 | | | | | 124 | H | Virginia Tech | 58 26 | | | | |
| 124 | A | Virginia Tech | 77 33 | | | | | | | | | | | | |
| 10 | H | Maryland | 71 56 | | | | | | | | | | | | |
| 77 | A | Virginia | 62 41 | | | | | | | | | | | | |

Non-Div I Games:

Duke

■ Loss,
 ■ Non-Conf, S Site,
 ■ Home
 ■ Away
 N Neutral

| | | | | | | | | | | |
|-------------------|----------|-----------|----------------|------------|-------------|---------------|------|------|-------|-----------|
| Average RPI Win: | 174 | WON-LOST | WINNING | LAST 12 | STRENGTH OF | OPP. STRENGTH | TEAM | ADJ. | CONF. | ADJ CONF. |
| Average RPI Loss: | 49 | RECORD | PCT. RANK | GAMES | SCHEDULE | OF SCHEDULE | RPI | RPI | RPI | RPI |
| DIV. I ONLY | 20- 6 | 35 | 9- 3 | 66 | 94 | 34 | 34 | 9 | 9 | |
| DIV. I NON-CONF. | 11- 3 | 41 | 0- 0 | 66 | 97 | 32 | 32 | 8 | 8 | |
| TOTALS | RPI 1-25 | RPI 26-50 | W-L RECORDS | RPI 51-100 | RPI 101-150 | RPI 150+ | | | | |
| 20- 6 | 1- 3 | 1- 1 | OVERALL | 4- 1 | 2- 1 | 12- 0 | | | | |
| 11- 2 | 1- 0 | 0- 1 | HOME | 4- 0 | 2- 1 | 4- 0 | | | | |
| 9- 3 | 0- 2 | 1- 0 | AWAY | 0- 1 | 0- 0 | 8- 0 | | | | |
| 0- 1 | 0- 1 | 0- 0 | NEUTRAL | 0- 0 | 0- 0 | 0- 0 | | | | |
| 11- 3 | 1- 2 | 1- 0 | NON-CONFERENCE | 2- 0 | 1- 1 | 6- 0 | | | | |
| 6- 1 | 1- 0 | 0- 0 | HOME | 2- 0 | 1- 1 | 2- 0 | | | | |
| 5- 1 | 0- 1 | 1- 0 | AWAY | 0- 0 | 0- 0 | 4- 0 | | | | |
| 0- 1 | 0- 1 | 0- 0 | NEUTRAL | 0- 0 | 0- 0 | 0- 0 | | | | |
| 9- 3 | 0- 1 | 0- 1 | CONFERENCE | 2- 1 | 1- 0 | 6- 0 | | | | |
| 5- 1 | 0- 0 | 0- 1 | HOME | 2- 0 | 1- 0 | 2- 0 | | | | |
| 4- 2 | 0- 1 | 0- 0 | AWAY | 0- 1 | 0- 0 | 4- 0 | | | | |
| 0- 0 | 0- 0 | 0- 0 | NEUTRAL | 0- 0 | 0- 0 | 0- 0 | | | | |

| RPI 1-25 | | | | RPI 26-50 | | | | Team's RPI: 34 | RPI 51-100 | | | | RPI 101+ | | | |
|---------------------------|---|-----------------|-------|-----------|---|-------------------|-------|----------------|------------|---|---------------|-------|----------|---|--------------------|-------|
| RPI | S | Opponent | Score | RPI | S | Opponent | Score | | RPI | S | Opponent | Score | RPI | S | Opponent | Score |
| 13 | A | Dayton | 57 58 | 42 | A | West Virginia | 62 54 | | 53 | A | Charlotte | 54 63 | 126 | H | Temple | 65 45 |
| 18 | A | North Carolina | 58 62 | 46 | H | Saint Joseph's | 68 69 | | 67 | H | Liberty | 63 46 | 130 | H | Saint Francis (PA) | 69 38 |
| 20 | H | Delaware | 51 47 | | | | | | 72 | H | Fordham | 68 50 | 142 | H | Miami (OH) | 49 54 |
| 20 | N | Delaware | 45 60 | | | | | | 82 | H | James Madison | 62 57 | 160 | A | George Washington | 63 59 |
| | | | | | | | | | 98 | H | Richmond | 59 54 | 196 | A | Xavier | 56 54 |
| | | | | | | | | | | | | | 205 | H | Saint Louis | 68 41 |
| | | | | | | | | | | | | | 217 | H | St. Bonaventure | 61 33 |
| | | | | | | | | | | | | | 223 | A | Dartmouth | 54 39 |
| | | | | | | | | | | | | | 229 | A | VCU | 73 51 |
| | | | | | | | | | | | | | 231 | H | North Dakota | 64 38 |
| | | | | | | | | | | | | | 235 | H | Pittsburgh | 70 61 |
| | | | | | | | | | | | | | 257 | A | Buffalo | 78 52 |
| | | | | | | | | | | | | | 267 | A | Robert Morris | 61 47 |
| | | | | | | | | | | | | | 296 | A | Massachusetts | 53 44 |
| | | | | | | | | | | | | | 323 | A | Ohio | 62 55 |
| LAST 12 Division I GAMES: | | | | | | | | | | | | | | | | |
| 296 | A | Massachusetts | 53 44 | 160 | A | George Washington | 63 59 | | | | | | | | | |
| 13 | A | Dayton | 57 58 | 72 | H | Fordham | 68 50 | | | | | | | | | |
| 46 | H | Saint Joseph's | 68 69 | 229 | A | VCU | 73 51 | | | | | | | | | |
| 98 | H | Richmond | 59 54 | 126 | H | Temple | 65 45 | | | | | | | | | |
| 217 | H | St. Bonaventure | 61 33 | 205 | H | Saint Louis | 68 41 | | | | | | | | | |
| 53 | A | Charlotte | 54 63 | 196 | A | Xavier | 56 54 | | | | | | | | | |

Non-Div I Games:

Duquesne

■ Loss,
 ■ Non-Conf, S Site,
 ■ Home
 ■ Away
 N Neutral

East Carolina

Through Games Of Sunday, February 24, 2013

| | | | | | | | | | |
|------------------------------|----------|-----------|----------------|-------------|---------------|----------|------|-------|-----------|
| Average RPI Win: 196 | WON-LOST | WINNING | LAST 12 | STRENGTH OF | OPP. STRENGTH | TEAM | ADJ. | CONF. | ADJ CONF. |
| Average RPI Loss: 123 | RECORD | PCT. RANK | GAMES | SCHEDULE | OF SCHEDULE | RPI | RPI | RPI | RPI |
| DIV. I ONLY | 17- 7 | 60 | 8- 4 | 183 | 111 | 78 | 78 | 8 | 8 |
| DIV. I NON-CONF. | 8- 3 | 61 | 0- 0 | 277 | 229 | 136 | 136 | 10 | 10 |
| TOTALS | RPI 1-25 | RPI 26-50 | W-L RECORDS | RPI 51-100 | RPI 101-150 | RPI 150+ | | | |
| 17- 7 | 0- 1 | 0- 0 | OVERALL | 2- 1 | 3- 3 | 12- 2 | | | |
| 10- 1 | 0- 0 | 0- 0 | HOME | 1- 0 | 2- 0 | 7- 1 | | | |
| 6- 5 | 0- 0 | 0- 0 | AWAY | 1- 1 | 1- 3 | 4- 1 | | | |
| 1- 1 | 0- 1 | 0- 0 | NEUTRAL | 0- 0 | 0- 0 | 1- 0 | | | |
| 8- 3 | 0- 1 | 0- 0 | NON-CONFERENCE | 0- 0 | 0- 1 | 8- 1 | | | |
| 4- 1 | 0- 0 | 0- 0 | HOME | 0- 0 | 0- 0 | 4- 1 | | | |
| 3- 1 | 0- 0 | 0- 0 | AWAY | 0- 0 | 0- 1 | 3- 0 | | | |
| 1- 1 | 0- 1 | 0- 0 | NEUTRAL | 0- 0 | 0- 0 | 1- 0 | | | |
| 9- 4 | 0- 0 | 0- 0 | CONFERENCE | 2- 1 | 3- 2 | 4- 1 | | | |
| 6- 0 | 0- 0 | 0- 0 | HOME | 1- 0 | 2- 0 | 3- 0 | | | |
| 3- 4 | 0- 0 | 0- 0 | AWAY | 1- 1 | 1- 2 | 1- 1 | | | |
| 0- 0 | 0- 0 | 0- 0 | NEUTRAL | 0- 0 | 0- 0 | 0- 0 | | | |

| RPI S | Opponent | Score | RPI S | Opponent | Score | RPI S | Opponent | Score | RPI S | Opponent | Score |
|---------------------------|----------------|--------------|-------|----------|--------------|-------|----------|--------------|-------|--------------------|--------------|
| 18 N | North Carolina | 67 76 | | | | 56 H | SMU | 63 47 | 110 A | Memphis | 56 66 |
| | | | | | | 84 A | UTEP | 66 81 | 112 A | Navy | 48 57 |
| | | | | | | 91 A | Tulane | 55 52 | 133 A | UAB | 58 62 |
| | | | | | | | | | 146 A | UCF | 56 41 |
| | | | | | | | | | 146 H | UCF | 59 48 |
| | | | | | | | | | 148 H | Tulsa | 69 63 |
| | | | | | | | | | 154 H | Rice | 60 41 |
| | | | | | | | | | 163 A | Houston | 68 59 |
| | | | | | | | | | 173 H | Campbell | 74 54 |
| | | | | | | | | | 174 H | Col. of Charleston | 62 72 |
| | | | | | | | | | 178 H | Elon | 71 64 |
| | | | | | | | | | 190 N | Monmouth | 64 49 |
| | | | | | | | | | 203 H | Southern Miss. | 82 60 |
| | | | | | | | | | 229 A | VCU | 67 56 |
| | | | | | | | | | 232 A | Marshall | 60 72 |
| | | | | | | | | | 232 H | Marshall | 54 47 |
| | | | | | | | | | 271 A | George Mason | 71 53 |
| | | | | | | | | | 284 A | William & Mary | 68 62 |
| | | | | | | | | | 332 H | Norfolk St. | 54 46 |
| | | | | | | | | | 338 H | N.C. Central | 65 28 |
| LAST 12 Division I GAMES: | | | | | | | | | | | |
| 146 A | UCF | 56 41 | 146 H | UCF | 59 48 | | | | | | |
| 232 A | Marshall | 60 72 | 232 H | Marshall | 54 47 | | | | | | |
| 203 H | Southern Miss. | 82 60 | 91 A | Tulane | 55 52 | | | | | | |
| 56 H | SMU | 63 47 | 148 H | Tulsa | 69 63 | | | | | | |
| 133 A | UAB | 58 62 | 110 A | Memphis | 56 66 | | | | | | |
| 163 A | Houston | 68 59 | 84 A | UTEP | 66 81 | | | | | | |

Non-Div I Games: St. Andrews 84 41 Converse 79 23

East Carolina

Loss, Non-Conf, S Site, H Home A Away N Neutral

| Average RPI Win: | 293 | WON-LOST | WINNING | LAST 12 | STRENGTH OF | OPP. STRENGTH | TEAM | ADJ. | CONF. | ADJ CONF. |
|-------------------|----------|-----------|----------------|------------|-------------|---------------|------|------|-------|-----------|
| Average RPI Loss: | 136 | RECORD | PCT. RANK | GAMES | SCHEDULE | OF SCHEDULE | RPI | RPI | RPI | RPI |
| DIV. I ONLY | 7- 16 | 287 | 4- 8 | 124 | 305 | 248 | 248 | 29 | 29 | |
| DIV. I NON-CONF. | 2- 7 | 301 | 0- 1 | 27 | 202 | 189 | 189 | 27 | 27 | |
| TOTALS | RPI 1-25 | RPI 26-50 | W-L RECORDS | RPI 51-100 | RPI 101-150 | RPI 150+ | | | | |
| 7- 16 | 0- 1 | 0- 1 | OVERALL | 0- 3 | 1- 6 | 6- 5 | | | | |
| 4- 6 | 0- 0 | 0- 0 | HOME | 0- 1 | 1- 3 | 3- 2 | | | | |
| 3- 10 | 0- 1 | 0- 1 | AWAY | 0- 2 | 0- 3 | 3- 3 | | | | |
| 0- 0 | 0- 0 | 0- 0 | NEUTRAL | 0- 0 | 0- 0 | 0- 0 | | | | |
| 2- 7 | 0- 1 | 0- 1 | NON-CONFERENCE | 0- 1 | 1- 2 | 1- 2 | | | | |
| 1- 2 | 0- 0 | 0- 0 | HOME | 0- 0 | 1- 1 | 0- 1 | | | | |
| 1- 5 | 0- 1 | 0- 1 | AWAY | 0- 1 | 0- 1 | 1- 1 | | | | |
| 0- 0 | 0- 0 | 0- 0 | NEUTRAL | 0- 0 | 0- 0 | 0- 0 | | | | |
| 5- 9 | 0- 0 | 0- 0 | CONFERENCE | 0- 2 | 0- 4 | 5- 3 | | | | |
| 3- 4 | 0- 0 | 0- 0 | HOME | 0- 1 | 0- 2 | 3- 1 | | | | |
| 2- 5 | 0- 0 | 0- 0 | AWAY | 0- 1 | 0- 2 | 2- 2 | | | | |
| 0- 0 | 0- 0 | 0- 0 | NEUTRAL | 0- 0 | 0- 0 | 0- 0 | | | | |

| RPI 1-25 | | | | RPI 26-50 | | | | RPI 51-100 | | | | RPI 101+ Team's RPI: 248 | | | |
|---------------------------|---|----------------|-------|-----------|---|---------------|-------|------------|---|-------------|-------|--------------------------|---|-----------------|-------|
| RPI | S | Opponent | Score | RPI | S | Opponent | Score | RPI | S | Opponent | Score | RPI | S | Opponent | Score |
| 18 | A | North Carolina | 44 85 | 41 | A | LSU | 42 76 | 51 | A | FGCU | 48 70 | 103 | H | Appalachian St. | 57 85 |
| | | | | | | | | 51 | H | FGCU | 60 97 | 110 | H | Memphis | 83 73 |
| | | | | | | | | 56 | A | Chattanooga | 48 81 | 111 | A | Stetson | 65 74 |
| | | | | | | | | | | | | 111 | H | Stetson | 55 71 |
| | | | | | | | | | | | | 136 | A | Mercer | 64 79 |
| | | | | | | | | | | | | 136 | H | Mercer | 58 67 |
| | | | | | | | | | | | | 147 | A | High Point | 76 85 |
| | | | | | | | | | | | | 176 | A | Northern Ky. | 55 68 |
| | | | | | | | | | | | | 176 | H | Northern Ky. | 76 77 |
| | | | | | | | | | | | | 262 | A | USC Upstate | 79 90 |
| | | | | | | | | | | | | 282 | H | North Florida | 56 62 |
| | | | | | | | | | | | | 303 | A | Morehead St. | 57 53 |
| | | | | | | | | | | | | 311 | A | Jacksonville | 81 90 |
| | | | | | | | | | | | | 311 | H | Jacksonville | 74 57 |
| | | | | | | | | | | | | 330 | A | Lipscomb | 80 74 |
| | | | | | | | | | | | | 330 | H | Lipscomb | 86 64 |
| | | | | | | | | | | | | 335 | A | Kennesaw St. | 61 59 |
| | | | | | | | | | | | | 335 | H | Kennesaw St. | 69 65 |
| LAST 12 Division I GAMES: | | | | | | | | | | | | | | | |
| 311 | A | Jacksonville | 81 90 | 330 | H | Lipscomb | 86 64 | | | | | | | | |
| 335 | H | Kennesaw St. | 69 65 | 311 | H | Jacksonville | 74 57 | | | | | | | | |
| 136 | H | Mercer | 58 67 | 282 | H | North Florida | 56 62 | | | | | | | | |
| 51 | A | FGCU | 48 70 | 136 | A | Mercer | 64 79 | | | | | | | | |
| 111 | A | Stetson | 65 74 | 335 | A | Kennesaw St. | 61 59 | | | | | | | | |
| 176 | H | Northern Ky. | 76 77 | 111 | H | Stetson | 55 71 | | | | | | | | |

Non-Div I Games:

East Tenn. St.

■ Loss,
 ■ Non-Conf, S Site,
 ■ Home
 ■ Away
 N Neutral

| | | | | | | | | | | |
|-----------------------|----------|-----------|-----------|----------------|-------------|---------------|-------------|----------|-------|-----------|
| Average RPI Win: 233 | | WON-LOST | WINNING | LAST 12 | STRENGTH OF | OPP. STRENGTH | TEAM | ADJ. | CONF. | ADJ CONF. |
| Average RPI Loss: 165 | | RECORD | PCT. RANK | GAMES | SCHEDULE | OF SCHEDULE | RPI | RPI | RPI | RPI |
| DIV. I ONLY | | 18- 8 | 66 | 10- 1 | 256 | 266 | 102 | 102 | 28 | 28 |
| DIV. I NON-CONF. | | 6- 6 | 159 | 0- 0 | 197 | 190 | 180 | 180 | 29 | 29 |
| TOTALS | RPI 1-25 | RPI 26-50 | | W-L RECORDS | | RPI 51-100 | RPI 101-150 | RPI 150+ | | |
| 18- 8 | 0- 1 | 0- 0 | | OVERALL | | 0- 0 | 2- 2 | 16- 5 | | |
| 11- 1 | 0- 0 | 0- 0 | | HOME | | 0- 0 | 2- 0 | 9- 1 | | |
| 6- 7 | 0- 1 | 0- 0 | | AWAY | | 0- 0 | 0- 2 | 6- 4 | | |
| 1- 0 | 0- 0 | 0- 0 | | NEUTRAL | | 0- 0 | 0- 0 | 1- 0 | | |
| 6- 6 | 0- 1 | 0- 0 | | NON-CONFERENCE | | 0- 0 | 2- 2 | 4- 3 | | |
| 4- 1 | 0- 0 | 0- 0 | | HOME | | 0- 0 | 2- 0 | 2- 1 | | |
| 1- 5 | 0- 1 | 0- 0 | | AWAY | | 0- 0 | 0- 2 | 1- 2 | | |
| 1- 0 | 0- 0 | 0- 0 | | NEUTRAL | | 0- 0 | 0- 0 | 1- 0 | | |
| 12- 2 | 0- 0 | 0- 0 | | CONFERENCE | | 0- 0 | 0- 0 | 12- 2 | | |
| 7- 0 | 0- 0 | 0- 0 | | HOME | | 0- 0 | 0- 0 | 7- 0 | | |
| 5- 2 | 0- 0 | 0- 0 | | AWAY | | 0- 0 | 0- 0 | 5- 2 | | |
| 0- 0 | 0- 0 | 0- 0 | | NEUTRAL | | 0- 0 | 0- 0 | 0- 0 | | |

| RPI | S | Opponent | Score |
|-----|---|----------|--------|
| 13 | A | Dayton | 42 105 |

| RPI | S | Opponent | Score |
|-----|---|-------------------|-------|
| 187 | H | Belmont | 60 43 |
| 305 | H | Austin Peay | 88 59 |
| 221 | H | Murray St. | 73 59 |
| 281 | A | Southeast Mo. St. | 64 46 |
| 200 | A | SIU Edwardsville | 70 65 |
| 155 | H | UT Martin | 84 79 |

| RPI | S | Opponent | Score |
|-----|---|-------------------|-------|
| 281 | H | Southeast Mo. St. | 82 62 |
| 221 | A | Murray St. | 58 68 |
| 305 | A | Austin Peay | 68 43 |
| 184 | H | Tennessee Tech | 89 79 |
| 343 | H | Jacksonville St. | 76 53 |
| 183 | A | Eastern Ky. | 62 63 |

| RPI | S | Opponent | Score |
|-----|---|-------------------|-------|
| 113 | A | Wisconsin | 47 76 |
| 114 | A | Indiana St. | 39 69 |
| 127 | H | IUPUI | 71 60 |
| 149 | H | Sacramento St. | 72 67 |
| 155 | H | UT Martin | 84 79 |
| 172 | H | Bradley | 65 66 |
| 183 | A | Eastern Ky. | 62 63 |
| 184 | H | Tennessee Tech | 89 79 |
| 187 | H | Belmont | 60 43 |
| 193 | H | Evansville | 70 57 |
| 200 | A | SIU Edwardsville | 70 65 |
| 213 | A | Tennessee St. | 76 67 |
| 220 | A | Loyola Chicago | 72 69 |
| 221 | A | Murray St. | 58 68 |
| 221 | H | Murray St. | 73 59 |
| 246 | A | Western Ill. | 68 70 |
| 257 | N | Buffalo | 89 73 |
| 260 | A | Northern Ill. | 38 48 |
| 278 | H | San Jose St. | 88 67 |
| 281 | A | Southeast Mo. St. | 64 46 |
| 281 | H | Southeast Mo. St. | 82 62 |
| 303 | A | Morehead St. | 78 58 |
| 305 | A | Austin Peay | 68 43 |
| 305 | H | Austin Peay | 88 59 |
| 343 | H | Jacksonville St. | 76 53 |

| | | | |
|------------------|--------------|----|----|
| Non-Div I Games: | Oakland City | 86 | 30 |
|------------------|--------------|----|----|

Eastern Ill.

■ Loss, ■ Non-Conf, S Site, H Home A Away N Neutral

| | | | | | | | | | | |
|-------------------|----------|-----------|----------------|------------|-------------|---------------|------|------|-------|-----------|
| Average RPI Win: | 254 | WON-LOST | WINNING | LAST 12 | STRENGTH OF | OPP. STRENGTH | TEAM | ADJ. | CONF. | ADJ CONF. |
| Average RPI Loss: | 163 | RECORD | PCT. RANK | GAMES | SCHEDULE | OF SCHEDULE | RPI | RPI | RPI | RPI |
| DIV. I ONLY | 16- 8 | 79 | 10- 2 | 324 | 297 | 183 | 183 | 28 | 28 | |
| DIV. I NON-CONF. | 5- 5 | 159 | 0- 0 | 296 | 255 | 253 | 253 | 29 | 29 | |
| TOTALS | RPI 1-25 | RPI 26-50 | W-L RECORDS | RPI 51-100 | RPI 101-150 | RPI 150+ | | | | |
| 16- 8 | 0- 2 | 0- 0 | OVERALL | 0- 0 | 3- 0 | 13- 6 | | | | |
| 12- 1 | 0- 0 | 0- 0 | HOME | 0- 0 | 3- 0 | 9- 1 | | | | |
| 4- 5 | 0- 0 | 0- 0 | AWAY | 0- 0 | 0- 0 | 4- 0 | | | | |
| 0- 2 | 0- 1 | 0- 0 | NEUTRAL | 0- 0 | 0- 0 | 0- 1 | | | | |
| 5- 5 | 0- 2 | 0- 0 | NON-CONFERENCE | 0- 0 | 2- 0 | 3- 3 | | | | |
| 5- 0 | 0- 0 | 0- 0 | HOME | 0- 0 | 2- 0 | 3- 0 | | | | |
| 0- 3 | 0- 1 | 0- 0 | AWAY | 0- 0 | 0- 0 | 0- 2 | | | | |
| 0- 2 | 0- 1 | 0- 0 | NEUTRAL | 0- 0 | 0- 0 | 0- 1 | | | | |
| 11- 3 | 0- 0 | 0- 0 | CONFERENCE | 0- 0 | 1- 0 | 10- 3 | | | | |
| 7- 1 | 0- 0 | 0- 0 | HOME | 0- 0 | 1- 0 | 6- 1 | | | | |
| 4- 2 | 0- 0 | 0- 0 | AWAY | 0- 0 | 0- 0 | 4- 2 | | | | |
| 0- 0 | 0- 0 | 0- 0 | NEUTRAL | 0- 0 | 0- 0 | 0- 0 | | | | |

| RPI 1-25 | | | | RPI 26-50 | | | | RPI 51-100 | | | | RPI 101+ Team's RPI: 183 | | | |
|---------------------------|---|-------------------|-------|-----------|---|------------------|-------|------------|---|----------|-------|--------------------------|---|-------------------|-------|
| RPI | S | Opponent | Score | RPI | S | Opponent | Score | RPI | S | Opponent | Score | RPI | S | Opponent | Score |
| 21 | A | Louisville | 42 76 | | | | | | | | | 102 | H | Eastern Ill. | 63 62 |
| 23 | N | Florida St. | 51 90 | | | | | | | | | 142 | H | Miami (OH) | 73 63 |
| | | | | | | | | | | | | 143 | H | Presbyterian | 61 43 |
| | | | | | | | | | | | | 155 | A | UT Martin | 60 75 |
| | | | | | | | | | | | | 169 | A | Cincinnati | 48 59 |
| | | | | | | | | | | | | 184 | H | Tennessee Tech | 61 55 |
| | | | | | | | | | | | | 187 | A | Belmont | 49 65 |
| | | | | | | | | | | | | 187 | H | Belmont | 55 51 |
| | | | | | | | | | | | | 200 | H | SIU Edwardsville | 69 73 |
| | | | | | | | | | | | | 213 | H | Tennessee St. | 62 54 |
| | | | | | | | | | | | | 221 | A | Murray St. | 69 49 |
| | | | | | | | | | | | | 222 | N | Milwaukee | 64 68 |
| | | | | | | | | | | | | 281 | A | Southeast Mo. St. | 53 49 |
| | | | | | | | | | | | | 303 | A | Morehead St. | 66 64 |
| | | | | | | | | | | | | 303 | H | Morehead St. | 62 52 |
| | | | | | | | | | | | | 305 | H | Austin Peay | 69 55 |
| | | | | | | | | | | | | 310 | H | Jackson St. | 64 56 |
| | | | | | | | | | | | | 323 | A | Ohio | 58 69 |
| | | | | | | | | | | | | 337 | H | Kent St. | 56 42 |
| | | | | | | | | | | | | 341 | H | UNC Asheville | 67 47 |
| | | | | | | | | | | | | 343 | A | Jacksonville St. | 69 51 |
| | | | | | | | | | | | | 343 | H | Jacksonville St. | 80 69 |
| LAST 12 Division I GAMES: | | | | | | | | | | | | | | | |
| 305 | H | Austin Peay | 69 55 | 213 | H | Tennessee St. | 62 54 | | | | | | | | |
| 184 | H | Tennessee Tech | 61 55 | 187 | H | Belmont | 55 51 | | | | | | | | |
| 343 | H | Jacksonville St. | 80 69 | 187 | A | Belmont | 49 65 | | | | | | | | |
| 303 | A | Morehead St. | 66 64 | 343 | A | Jacksonville St. | 69 51 | | | | | | | | |
| 155 | A | UT Martin | 60 75 | 303 | H | Morehead St. | 62 52 | | | | | | | | |
| 281 | A | Southeast Mo. St. | 53 49 | 102 | H | Eastern Ill. | 63 62 | | | | | | | | |

Non-Div I Games: West Virginia St. 68 43

Eastern Ky.

■ Loss,
■ Non-Conf,
■ S Site,
■ Home
■ Away
N Neutral

Eastern Mich.

| Average RPI Win: | 263 | WON-LOST | WINNING | LAST 12 | STRENGTH OF | OPP. STRENGTH | TEAM | ADJ. | CONF. | ADJ CONF. |
|-------------------|----------|-----------|----------------|------------|-------------|---------------|------|------|-------|-----------|
| Average RPI Loss: | 119 | RECORD | PCT. RANK | GAMES | SCHEDULE | OF SCHEDULE | RPI | RPI | RPI | RPI |
| DIV. I ONLY | 7- 19 | 300 | 4- 8 | 86 | 209 | 247 | 247 | 18 | 18 | |
| DIV. I NON-CONF. | 2- 11 | 313 | 0- 0 | 20 | 197 | 214 | 214 | 17 | 17 | |
| TOTALS | RPI 1-25 | RPI 26-50 | W-L RECORDS | RPI 51-100 | RPI 101-150 | RPI 150+ | | | | |
| 7- 19 | 0- 0 | 0- 3 | OVERALL | 0- 7 | 1- 4 | 6- 5 | | | | |
| 4- 10 | 0- 0 | 0- 3 | HOME | 0- 3 | 1- 1 | 3- 3 | | | | |
| 3- 8 | 0- 0 | 0- 0 | AWAY | 0- 4 | 0- 3 | 3- 1 | | | | |
| 0- 1 | 0- 0 | 0- 0 | NEUTRAL | 0- 0 | 0- 0 | 0- 1 | | | | |
| 2- 11 | 0- 0 | 0- 2 | NON-CONFERENCE | 0- 5 | 1- 2 | 1- 2 | | | | |
| 1- 6 | 0- 0 | 0- 2 | HOME | 0- 2 | 1- 1 | 0- 1 | | | | |
| 1- 4 | 0- 0 | 0- 0 | AWAY | 0- 3 | 0- 1 | 1- 0 | | | | |
| 0- 1 | 0- 0 | 0- 0 | NEUTRAL | 0- 0 | 0- 0 | 0- 1 | | | | |
| 5- 8 | 0- 0 | 0- 1 | CONFERENCE | 0- 2 | 0- 2 | 5- 3 | | | | |
| 3- 4 | 0- 0 | 0- 1 | HOME | 0- 1 | 0- 0 | 3- 2 | | | | |
| 2- 4 | 0- 0 | 0- 0 | AWAY | 0- 1 | 0- 2 | 2- 1 | | | | |
| 0- 0 | 0- 0 | 0- 0 | NEUTRAL | 0- 0 | 0- 0 | 0- 0 | | | | |

| RPI S | Opponent | Score | RPI S | Opponent | Score | RPI S | Opponent | Score | RPI S | Opponent | Score | Team's RPI: 247 |
|---------------------------|-----------------|-------|-------|--------------------|-------|-------|------------------|-------|-------|----------|-------|-----------------|
| 29 | H Michigan St. | 49 60 | 59 | H Boston U. | 55 66 | 107 | A Butler | 59 65 | | | | |
| 30 | H Michigan | 43 55 | 60 | A Central Mich. | 51 77 | 116 | H Northeastern | 50 47 | | | | |
| 43 | H Toledo | 40 56 | 65 | A South Dakota St. | 65 66 | 118 | H Detroit | 54 61 | | | | |
| | | | 74 | A Wyoming | 50 73 | 132 | A Akron | 81 82 | | | | |
| | | | 91 | A Tulane | 65 71 | 142 | A Miami (OH) | 48 70 | | | | |
| | | | 95 | H Harvard | 63 67 | 201 | A Ball St. | 34 56 | | | | |
| | | | 96 | H Bowling Green | 47 61 | 201 | H Ball St. | 41 56 | | | | |
| | | | | | | 220 | H Loyola Chicago | 54 64 | | | | |
| | | | | | | 236 | N Ole Miss | 58 61 | | | | |
| | | | | | | 257 | H Buffalo | 63 79 | | | | |
| | | | | | | 260 | H Northern Ill. | 67 62 | | | | |
| | | | | | | 261 | A Western Mich. | 56 52 | | | | |
| | | | | | | 261 | H Western Mich. | 73 69 | | | | |
| | | | | | | 286 | A UMKC | 74 69 | | | | |
| | | | | | | 323 | H Ohio | 64 57 | | | | |
| | | | | | | 337 | A Kent St. | 64 45 | | | | |
| LAST 12 Division I GAMES: | | | | | | | | | | | | |
| 261 | H Western Mich. | 73 69 | 260 | H Northern Ill. | 67 62 | | | | | | | |
| 201 | A Ball St. | 34 56 | 96 | H Bowling Green | 47 61 | | | | | | | |
| 257 | H Buffalo | 63 79 | 337 | A Kent St. | 64 45 | | | | | | | |
| 323 | H Ohio | 64 57 | 142 | A Miami (OH) | 48 70 | | | | | | | |
| 132 | A Akron | 81 82 | 43 | H Toledo | 40 56 | | | | | | | |
| 201 | H Ball St. | 41 56 | 60 | A Central Mich. | 51 77 | | | | | | | |

Non-Div I Games:

Eastern Mich.

Loss, Non-Conf, S Site, H Home A Away N Neutral

| Average RPI Win: | 205 | WON-LOST | WINNING | LAST 12 | STRENGTH OF | OPP. STRENGTH | TEAM | ADJ. | CONF. | ADJ CONF. |
|-------------------|----------|-----------|----------------|------------|-------------|---------------|------|------|-------|-----------|
| Average RPI Loss: | 135 | RECORD | PCT. RANK | GAMES | SCHEDULE | OF SCHEDULE | RPI | RPI | RPI | RPI |
| DIV. I ONLY | 14- 10 | 122 | 8- 4 | 122 | 192 | 99 | 99 | 16 | 16 | |
| DIV. I NON-CONF. | 3- 5 | 228 | 0- 0 | 72 | 127 | 135 | 135 | 14 | 14 | |
| TOTALS | RPI 1-25 | RPI 26-50 | W-L RECORDS | RPI 51-100 | RPI 101-150 | RPI 150+ | | | | |
| 14- 10 | 0- 1 | 0- 2 | OVERALL | 1- 1 | 4- 3 | 9- 3 | | | | |
| 7- 3 | 0- 0 | 0- 1 | HOME | 1- 0 | 2- 1 | 4- 1 | | | | |
| 6- 7 | 0- 1 | 0- 1 | AWAY | 0- 1 | 2- 2 | 4- 2 | | | | |
| 1- 0 | 0- 0 | 0- 0 | NEUTRAL | 0- 0 | 0- 0 | 1- 0 | | | | |
| 3- 5 | 0- 1 | 0- 2 | NON-CONFERENCE | 0- 0 | 0- 1 | 3- 1 | | | | |
| 1- 1 | 0- 0 | 0- 1 | HOME | 0- 0 | 0- 0 | 1- 0 | | | | |
| 1- 4 | 0- 1 | 0- 1 | AWAY | 0- 0 | 0- 1 | 1- 1 | | | | |
| 1- 0 | 0- 0 | 0- 0 | NEUTRAL | 0- 0 | 0- 0 | 1- 0 | | | | |
| 11- 5 | 0- 0 | 0- 0 | CONFERENCE | 1- 1 | 4- 2 | 6- 2 | | | | |
| 6- 2 | 0- 0 | 0- 0 | HOME | 1- 0 | 2- 1 | 3- 1 | | | | |
| 5- 3 | 0- 0 | 0- 0 | AWAY | 0- 1 | 2- 1 | 3- 1 | | | | |
| 0- 0 | 0- 0 | 0- 0 | NEUTRAL | 0- 0 | 0- 0 | 0- 0 | | | | |

| RPI 1-25 | | | | RPI 26-50 | | | | RPI 51-100 | | | | Team's RPI: 99 | RPI 101+ | | | |
|---------------------------|---|----------------|-------|-----------|---|----------------|-------|------------|---|----------|-------|----------------|----------|---|--------------------|-------|
| RPI | S | Opponent | Score | RPI | S | Opponent | Score | RPI | S | Opponent | Score | | RPI | S | Opponent | Score |
| 8 | A | California | 58 91 | 45 | A | Gonzaga | 50 65 | 85 | A | Montana | 51 76 | | 101 | H | Northern Colo. | 63 38 |
| | | | | 48 | H | Pacific | 51 64 | 85 | H | Montana | 58 56 | | 129 | A | Cal St. Northridge | 44 66 |
| | | | | | | | | | | | | | 135 | A | Idaho St. | 61 55 |
| | | | | | | | | | | | | | 139 | A | Montana St. | 68 59 |
| | | | | | | | | | | | | | 139 | H | Montana St. | 60 73 |
| | | | | | | | | | | | | | 149 | A | Sacramento St. | 70 85 |
| | | | | | | | | | | | | | 149 | H | Sacramento St. | 63 49 |
| | | | | | | | | | | | | | 170 | A | Idaho | 66 68 |
| | | | | | | | | | | | | | 209 | A | Portland St. | 68 56 |
| | | | | | | | | | | | | | 209 | H | Portland St. | 83 51 |
| | | | | | | | | | | | | | 224 | H | Portland | 68 50 |
| | | | | | | | | | | | | | 231 | H | North Dakota | 75 72 |
| | | | | | | | | | | | | | 244 | A | Southern Utah | 78 70 |
| | | | | | | | | | | | | | 244 | H | Southern Utah | 79 70 |
| | | | | | | | | | | | | | 276 | A | Boise St. | 74 63 |
| | | | | | | | | | | | | | 287 | A | Northern Ariz. | 68 83 |
| | | | | | | | | | | | | | 287 | H | Northern Ariz. | 58 62 |
| | | | | | | | | | | | | | 289 | N | Cal St. Fullerton | 50 45 |
| | | | | | | | | | | | | | 328 | A | Weber St. | 88 60 |
| LAST 12 Division I GAMES: | | | | | | | | | | | | | | | | |
| 209 | H | Portland St. | 83 51 | 244 | H | Southern Utah | 79 70 | | | | | | | | | |
| 244 | A | Southern Utah | 78 70 | 209 | A | Portland St. | 68 56 | | | | | | | | | |
| 287 | H | Northern Ariz. | 58 62 | 101 | H | Northern Colo. | 63 38 | | | | | | | | | |
| 149 | H | Sacramento St. | 63 49 | 231 | H | North Dakota | 75 72 | | | | | | | | | |
| 85 | A | Montana | 51 76 | 149 | A | Sacramento St. | 70 85 | | | | | | | | | |
| 139 | A | Montana St. | 68 59 | 287 | A | Northern Ariz. | 68 83 | | | | | | | | | |

Non-Div I Games: Warner Pacific 58 47

Eastern Wash.

■ Loss,
■ Non-Conf,
■ S Site,
■ Home
■ A Away
N Neutral

| | | | | | | | | | | | |
|-----------------------|------|----------|-----------|----------------|-------------|------|---------------|-------------|-------|----------|-----------|
| Average RPI Win: 265 | | WON-LOST | WINNING | LAST 12 | STRENGTH OF | | OPP. STRENGTH | TEAM | ADJ. | CONF. | ADJ CONF. |
| Average RPI Loss: 127 | | RECORD | PCT. RANK | GAMES | SCHEDULE | | OF SCHEDULE | RPI | RPI | RPI | RPI |
| DIV. I ONLY | | 14- 12 | 139 | 7- 5 | 209 | | 256 | 178 | 178 | 21 | 21 |
| DIV. I NON-CONF. | | 3- 6 | 242 | 0- 0 | 145 | | 168 | 245 | 245 | 25 | 25 |
| TOTALS | | RPI 1-25 | RPI 26-50 | | W-L RECORDS | | RPI 51-100 | RPI 101-150 | | RPI 150+ | |
| 14- 12 | 0- 1 | 0- 0 | | OVERALL | | 1- 3 | 0- 4 | | 13- 4 | | |
| 10- 2 | 0- 0 | 0- 0 | | HOME | | 1- 0 | 0- 1 | | 9- 1 | | |
| 4- 10 | 0- 1 | 0- 0 | | AWAY | | 0- 3 | 0- 3 | | 4- 3 | | |
| 0- 0 | 0- 0 | 0- 0 | | NEUTRAL | | 0- 0 | 0- 0 | | 0- 0 | | |
| 3- 6 | 0- 1 | 0- 0 | | NON-CONFERENCE | | 0- 1 | 0- 3 | | 3- 1 | | |
| 3- 1 | 0- 0 | 0- 0 | | HOME | | 0- 0 | 0- 1 | | 3- 0 | | |
| 0- 5 | 0- 1 | 0- 0 | | AWAY | | 0- 1 | 0- 2 | | 0- 1 | | |
| 0- 0 | 0- 0 | 0- 0 | | NEUTRAL | | 0- 0 | 0- 0 | | 0- 0 | | |
| 11- 6 | 0- 0 | 0- 0 | | CONFERENCE | | 1- 2 | 0- 1 | | 10- 3 | | |
| 7- 1 | 0- 0 | 0- 0 | | HOME | | 1- 0 | 0- 0 | | 6- 1 | | |
| 4- 5 | 0- 0 | 0- 0 | | AWAY | | 0- 2 | 0- 1 | | 4- 2 | | |
| 0- 0 | 0- 0 | 0- 0 | | NEUTRAL | | 0- 0 | 0- 0 | | 0- 0 | | |

| RPI 1-25 | | | | | |
|----------------------------------|---|--------------------|-------|----|--|
| RPI | S | Opponent | Score | | |
| 11 | A | South Carolina | 44 | 77 | |
| RPI 26-50 | | | | | |
| RPI | S | Opponent | Score | | |
| RPI 51-100 | | | | | |
| RPI | S | Opponent | Score | | |
| 56 | A | Chattanooga | 40 | 63 | |
| 56 | H | Chattanooga | 70 | 60 | |
| 78 | A | East Carolina | 64 | 71 | |
| 87 | A | Davidson | 62 | 77 | |
| RPI 101+ | | | | | |
| RPI | S | Opponent | Score | | |
| 103 | A | Appalachian St. | 62 | 80 | |
| 120 | A | North Carolina St. | 73 | 88 | |
| 123 | H | American | 68 | 69 | |
| 140 | A | N.C. A&T | 65 | 75 | |
| 173 | A | Campbell | 69 | 79 | |
| 174 | A | Col. of Charleston | 63 | 56 | |
| 174 | H | Col. of Charleston | 55 | 57 | |
| 199 | A | Furman | 71 | 74 | |
| 199 | H | Furman | 79 | 69 | |
| 229 | H | VCU | 74 | 58 | |
| 255 | A | Samford | 59 | 65 | |
| 255 | H | Samford | 65 | 41 | |
| 291 | H | Morgan St. | 74 | 54 | |
| 297 | H | UNC Wilmington | 67 | 61 | |
| 308 | H | Ga. Southern | 70 | 59 | |
| 316 | A | Western Caro. | 64 | 48 | |
| 316 | H | Western Caro. | 60 | 51 | |
| 317 | A | UNC Greensboro | 70 | 57 | |
| 317 | H | UNC Greensboro | 71 | 60 | |
| 320 | A | Wofford | 67 | 57 | |
| 320 | H | Wofford | 62 | 58 | |
| LAST 12 Division I GAMES: | | | | | |
| 199 | A | Furman | 71 | 74 | |
| 320 | H | Wofford | 62 | 58 | |
| 317 | A | UNC Greensboro | 70 | 57 | |
| 255 | A | Samford | 59 | 65 | |
| 56 | A | Chattanooga | 40 | 63 | |
| 316 | H | Western Caro. | 60 | 51 | |
| 103 | A | Appalachian St. | 62 | 80 | |
| 308 | H | Ga. Southern | 70 | 59 | |
| 87 | A | Davidson | 62 | 77 | |
| 174 | A | Col. of Charleston | 63 | 56 | |
| 199 | H | Furman | 79 | 69 | |
| 317 | H | UNC Greensboro | 71 | 60 | |

Non-Div I Games:

Elon

■ Loss, ■ Non-Conf, S Site, H Home A Away N Neutral

Evansville

| Average RPI Win: 212 | | | | Through Games Of Sunday, February 24, 2013 | | | | | |
|-----------------------|----------|-----------|----------------|--|---------------|----------|------|-------|-----------|
| Average RPI Loss: 112 | WON-LOST | WINNING | LAST 12 | STRENGTH OF | OPP. STRENGTH | TEAM | ADJ. | CONF. | ADJ CONF. |
| | RECORD | PCT. RANK | GAMES | SCHEDULE | OF SCHEDULE | RPI | RPI | RPI | RPI |
| DIV. I ONLY | 8- 17 | 282 | 5- 7 | 79 | 139 | 193 | 193 | 10 | 10 |
| DIV. I NON-CONF. | 2- 9 | 309 | 0- 0 | 71 | 176 | 232 | 232 | 9 | 9 |
| TOTALS | RPI 1-25 | RPI 26-50 | W-L RECORDS | RPI 51-100 | RPI 101-150 | RPI 150+ | | | |
| 8- 17 | 0- 1 | 0- 1 | OVERALL | 1- 6 | 1- 3 | 6- 6 | | | |
| 4- 6 | 0- 1 | 0- 0 | HOME | 0- 2 | 0- 1 | 4- 2 | | | |
| 4- 10 | 0- 0 | 0- 1 | AWAY | 1- 3 | 1- 2 | 2- 4 | | | |
| 0- 1 | 0- 0 | 0- 0 | NEUTRAL | 0- 1 | 0- 0 | 0- 0 | | | |
| 2- 9 | 0- 0 | 0- 1 | NON-CONFERENCE | 0- 3 | 0- 2 | 2- 3 | | | |
| 1- 2 | 0- 0 | 0- 0 | HOME | 0- 0 | 0- 0 | 1- 2 | | | |
| 1- 6 | 0- 0 | 0- 1 | AWAY | 0- 2 | 0- 2 | 1- 1 | | | |
| 0- 1 | 0- 0 | 0- 0 | NEUTRAL | 0- 1 | 0- 0 | 0- 0 | | | |
| 6- 8 | 0- 1 | 0- 0 | CONFERENCE | 1- 3 | 1- 1 | 4- 3 | | | |
| 3- 4 | 0- 1 | 0- 0 | HOME | 0- 2 | 0- 1 | 3- 0 | | | |
| 3- 4 | 0- 0 | 0- 0 | AWAY | 1- 1 | 1- 0 | 1- 3 | | | |
| 0- 0 | 0- 0 | 0- 0 | NEUTRAL | 0- 0 | 0- 0 | 0- 0 | | | |

| RPI 1-25 | | | | RPI 26-50 | | | | RPI 51-100 | | | | RPI 101+ Team's RPI: 193 | | | |
|---------------------------|---|---------------|-------|-----------|---|---------------|-------|------------|---|--------------|-------|--------------------------|---|---------------|-------|
| RPI | S | Opponent | Score | RPI | S | Opponent | Score | RPI | S | Opponent | Score | RPI | S | Opponent | Score |
| 24 | H | Creighton | 63 70 | 43 | A | Toledo | 50 60 | 55 | A | Illinois | 52 84 | 102 | A | Eastern Ill. | 57 70 |
| | | | | | | | | 70 | A | Illinois St. | 71 57 | 113 | A | Wisconsin | 55 73 |
| | | | | | | | | 70 | H | Illinois St. | 46 64 | 114 | A | Indiana St. | 55 54 |
| | | | | | | | | 79 | A | Wichita St. | 49 68 | 114 | H | Indiana St. | 48 55 |
| | | | | | | | | 79 | H | Wichita St. | 45 49 | 151 | A | Missouri St. | 63 66 |
| | | | | | | | | 86 | A | Ohio St. | 33 78 | 151 | H | Missouri St. | 77 53 |
| | | | | | | | | 88 | N | Hampton | 45 64 | 152 | A | UNI | 64 75 |
| | | | | | | | | | | | | 155 | H | UT Martin | 57 73 |
| | | | | | | | | | | | | 172 | A | Bradley | 52 78 |
| | | | | | | | | | | | | 201 | A | Ball St. | 54 45 |
| | | | | | | | | | | | | 205 | H | Saint Louis | 59 63 |
| | | | | | | | | | | | | 221 | A | Murray St. | 62 76 |
| | | | | | | | | | | | | 257 | H | Drake | 68 62 |
| | | | | | | | | | | | | 278 | H | San Jose St. | 74 65 |
| | | | | | | | | | | | | 313 | A | Southern Ill. | 52 41 |
| | | | | | | | | | | | | 313 | H | Southern Ill. | 71 65 |
| LAST 12 Division I GAMES: | | | | | | | | | | | | | | | |
| 151 | A | Missouri St. | 63 66 | 172 | A | Bradley | 52 78 | | | | | | | | |
| 79 | A | Wichita St. | 49 68 | 79 | H | Wichita St. | 45 49 | | | | | | | | |
| 70 | H | Illinois St. | 46 64 | 151 | H | Missouri St. | 77 53 | | | | | | | | |
| 114 | H | Indiana St. | 48 55 | 114 | A | Indiana St. | 55 54 | | | | | | | | |
| 313 | A | Southern Ill. | 52 41 | 70 | A | Illinois St. | 71 57 | | | | | | | | |
| 152 | A | UNI | 64 75 | 313 | H | Southern Ill. | 71 65 | | | | | | | | |

Evansville

Evansville

Non-Div I Games:

Evansville

Loss, Non-Conf, S Site, H Home A Away N Neutral

| | | | | | | | | | | |
|-------------------|----------|-----------|----------------|------------|-------------|---------------|------|------|-------|-----------|
| Average RPI Win: | 213 | WON-LOST | WINNING | LAST 12 | STRENGTH OF | OPP. STRENGTH | TEAM | ADJ. | CONF. | ADJ CONF. |
| Average RPI Loss: | 59 | RECORD | PCT. RANK | GAMES | SCHEDULE | OF SCHEDULE | RPI | RPI | RPI | RPI |
| DIV. I ONLY | 22- 5 | 22 | 12- 0 | 155 | 155 | 51 | 51 | 29 | 29 | |
| DIV. I NON-CONF. | 8- 5 | 114 | 2- 0 | 37 | 18 | 50 | 50 | 27 | 27 | |
| TOTALS | RPI 1-25 | RPI 26-50 | W-L RECORDS | RPI 51-100 | RPI 101-150 | RPI 150+ | | | | |
| 22- 5 | 0- 1 | 1- 1 | OVERALL | 2- 2 | 5- 1 | 14- 0 | | | | |
| 10- 1 | 0- 0 | 1- 0 | HOME | 0- 0 | 2- 1 | 7- 0 | | | | |
| 11- 2 | 0- 0 | 0- 0 | AWAY | 1- 2 | 3- 0 | 7- 0 | | | | |
| 1- 2 | 0- 1 | 0- 1 | NEUTRAL | 1- 0 | 0- 0 | 0- 0 | | | | |
| 8- 5 | 0- 1 | 1- 1 | NON-CONFERENCE | 2- 2 | 2- 1 | 3- 0 | | | | |
| 4- 1 | 0- 0 | 1- 0 | HOME | 0- 0 | 1- 1 | 2- 0 | | | | |
| 3- 2 | 0- 0 | 0- 0 | AWAY | 1- 2 | 1- 0 | 1- 0 | | | | |
| 1- 2 | 0- 1 | 0- 1 | NEUTRAL | 1- 0 | 0- 0 | 0- 0 | | | | |
| 14- 0 | 0- 0 | 0- 0 | CONFERENCE | 0- 0 | 3- 0 | 11- 0 | | | | |
| 6- 0 | 0- 0 | 0- 0 | HOME | 0- 0 | 1- 0 | 5- 0 | | | | |
| 8- 0 | 0- 0 | 0- 0 | AWAY | 0- 0 | 2- 0 | 6- 0 | | | | |
| 0- 0 | 0- 0 | 0- 0 | NEUTRAL | 0- 0 | 0- 0 | 0- 0 | | | | |

| RPI 1-25 | | | | RPI 26-50 | | | | RPI 51-100 | | | | Team's RPI: 51 | | RPI 101+ | | | |
|---------------------------|---|----------------|-------|-----------|---|----------------|-------|------------|---|------------|-------|----------------|---|----------------|-------|----------------|-------|
| RPI | S | Opponent | Score | RPI | S | Opponent | Score | RPI | S | Opponent | Score | | | RPI | S | Opponent | Score |
| 11 | N | South Carolina | 46 65 | 27 | N | DePaul | 58 60 | 53 | A | Charlotte | 60 79 | | | 104 | H | FIU | 69 45 |
| | | | | 41 | H | LSU | 76 70 | 58 | A | South Fla. | 46 67 | | | 111 | A | Stetson | 72 55 |
| | | | | | | | | 88 | N | Hampton | 70 59 | | | 111 | H | Stetson | 74 55 |
| | | | | | | | | 98 | A | Richmond | 70 62 | | | 124 | A | Virginia Tech | 63 56 |
| | | | | | | | | | | | | | | 136 | A | Mercer | 70 41 |
| | | | | | | | | | | | | | | 146 | H | UCF | 53 60 |
| | | | | | | | | | | | | | | 176 | A | Northern Ky. | 68 53 |
| | | | | | | | | | | | | | | 176 | H | Northern Ky. | 79 50 |
| | | | | | | | | | | | | | | 248 | A | East Tenn. St. | 97 60 |
| | | | | | | | | | | | | | | 248 | H | East Tenn. St. | 70 48 |
| | | | | | | | | | | | | | | 262 | A | USC Upstate | 77 54 |
| | | | | | | | | | | | | | | 262 | H | USC Upstate | 72 49 |
| | | | | | | | | | | | | | | 282 | A | North Florida | 66 50 |
| | | | | | | | | | | | | | | 282 | H | North Florida | 53 42 |
| | | | | | | | | | | | | | | 311 | A | Jacksonville | 80 49 |
| | | | | | | | | | | | | | | 311 | H | Jacksonville | 74 57 |
| | | | | | | | | | | | | | | 321 | H | Maine | 79 49 |
| | | | | | | | | | | | | | | 330 | A | Lipscomb | 89 38 |
| | | | | | | | | | | | | | | 330 | H | Lipscomb | 67 37 |
| | | | | | | | | | | | | | | 335 | A | Kennesaw St. | 62 35 |
| LAST 12 Division I GAMES: | | | | | | | | | | | | | | | | | |
| | | | | 111 | A | Stetson | 72 55 | | | | | 311 | A | Jacksonville | 80 49 | | |
| | | | | 176 | A | Northern Ky. | 68 53 | | | | | 111 | H | Stetson | 74 55 | | |
| | | | | 330 | A | Lipscomb | 89 38 | | | | | 330 | H | Lipscomb | 67 37 | | |
| | | | | 248 | H | East Tenn. St. | 70 48 | | | | | 176 | H | Northern Ky. | 79 50 | | |
| | | | | 262 | H | USC Upstate | 72 49 | | | | | 262 | A | USC Upstate | 77 54 | | |
| | | | | 282 | A | North Florida | 66 50 | | | | | 248 | A | East Tenn. St. | 97 60 | | |

Non-Div I Games: Warner 100 31

FGCU

■ Loss,
 ■ Non-Conf,
 ■ S Site,
 ■ Home
 ■ A Away
 N Neutral

| | | | | | | | | | | |
|-------------------|----------|-----------|----------------|------------|-------------|---------------|------|------|-------|-----------|
| Average RPI Win: | 191 | WON-LOST | WINNING | LAST 12 | STRENGTH OF | OPP. STRENGTH | TEAM | ADJ. | CONF. | ADJ CONF. |
| Average RPI Loss: | 112 | RECORD | PCT. RANK | GAMES | SCHEDULE | OF SCHEDULE | RPI | RPI | RPI | RPI |
| DIV. I ONLY | 17- 10 | 94 | 8- 4 | 127 | 113 | 104 | 104 | 13 | 13 | |
| DIV. I NON-CONF. | 6- 3 | 84 | 0- 0 | 136 | 30 | 109 | 109 | 13 | 13 | |
| TOTALS | RPI 1-25 | RPI 26-50 | W-L RECORDS | RPI 51-100 | RPI 101-150 | RPI 150+ | | | | |
| 17- 10 | 0- 0 | 1- 1 | OVERALL | 3- 5 | 2- 2 | 11- 2 | | | | |
| 10- 7 | 0- 0 | 1- 1 | HOME | 1- 3 | 2- 1 | 6- 2 | | | | |
| 7- 3 | 0- 0 | 0- 0 | AWAY | 2- 2 | 0- 1 | 5- 0 | | | | |
| 0- 0 | 0- 0 | 0- 0 | NEUTRAL | 0- 0 | 0- 0 | 0- 0 | | | | |
| 6- 3 | 0- 0 | 1- 1 | NON-CONFERENCE | 0- 2 | 2- 0 | 3- 0 | | | | |
| 5- 2 | 0- 0 | 1- 1 | HOME | 0- 1 | 2- 0 | 2- 0 | | | | |
| 1- 1 | 0- 0 | 0- 0 | AWAY | 0- 1 | 0- 0 | 1- 0 | | | | |
| 0- 0 | 0- 0 | 0- 0 | NEUTRAL | 0- 0 | 0- 0 | 0- 0 | | | | |
| 11- 7 | 0- 0 | 0- 0 | CONFERENCE | 3- 3 | 0- 2 | 8- 2 | | | | |
| 5- 5 | 0- 0 | 0- 0 | HOME | 1- 2 | 0- 1 | 4- 2 | | | | |
| 6- 2 | 0- 0 | 0- 0 | AWAY | 2- 1 | 0- 1 | 4- 0 | | | | |
| 0- 0 | 0- 0 | 0- 0 | NEUTRAL | 0- 0 | 0- 0 | 0- 0 | | | | |

| RPI S | Opponent | Score | RPI S | Opponent | Score | RPI S | Opponent | Score | RPI S | Opponent | Score | Team's RPI: 104 |
|---------------------------|-----------------|-------|-------|-----------------|-------|-------|----------------|-------|-------|-----------------|-------|-----------------|
| 35 | H Iowa | 66 65 | 41 | H LSU | 69 76 | 51 | A FGCU | 45 69 | 116 | H Northeastern | 66 56 | |
| | | | | | | 52 | A Middle Tenn. | 58 51 | 144 | A Arkansas St. | 43 49 | |
| | | | | | | 52 | H Middle Tenn. | 51 61 | 144 | H Arkansas St. | 57 60 | |
| | | | | | | 68 | A UALR | 55 53 | 146 | H UCF | 66 49 | |
| | | | | | | 68 | H UALR | 47 51 | 181 | A South Ala. | 50 46 | |
| | | | | | | 76 | H Georgia Tech | 63 65 | 181 | H South Ala. | 63 49 | |
| | | | | | | 89 | A Western Ky. | 56 62 | 198 | H Fla. Atlantic | 65 55 | |
| | | | | | | 89 | H Western Ky. | 72 53 | 214 | A North Texas | 72 63 | |
| | | | | | | | | | 214 | H North Texas | 68 70 | |
| | | | | | | | | | 223 | H Dartmouth | 64 57 | |
| | | | | | | | | | 239 | H La.-Monroe | 61 71 | |
| | | | | | | | | | 282 | H North Florida | 63 44 | |
| | | | | | | | | | 283 | A La.-Lafayette | 64 63 | |
| | | | | | | | | | 283 | H La.-Lafayette | 63 47 | |
| | | | | | | | | | 288 | A Florida A&M | 70 69 | |
| | | | | | | | | | 306 | A Troy | 56 39 | |
| | | | | | | | | | 306 | H Troy | 82 76 | |
| LAST 12 Division I GAMES: | | | | | | | | | | | | |
| 68 | H UALR | 47 51 | 52 | H Middle Tenn. | 51 61 | | | | | | | |
| 89 | H Western Ky. | 72 53 | 181 | A South Ala. | 50 46 | | | | | | | |
| 306 | A Troy | 56 39 | 283 | A La.-Lafayette | 64 63 | | | | | | | |
| 214 | A North Texas | 72 63 | 306 | H Troy | 82 76 | | | | | | | |
| 198 | H Fla. Atlantic | 65 55 | 214 | H North Texas | 68 70 | | | | | | | |
| 239 | H La.-Monroe | 61 71 | 68 | A UALR | 55 53 | | | | | | | |

Non-Div I Games:

FIU

■ Loss,
 ■ Non-Conf, S Site,
 ■ Home
 ■ Away
 N Neutral

Fairfield

Through Games Of Sunday, February 24, 2013

| Average RPI Win: | 266 | WON-LOST | WINNING | LAST 12 | STRENGTH OF | OPP. STRENGTH | TEAM | ADJ. | CONF. | ADJ CONF. |
|-------------------|----------|-----------|----------------|------------|-------------|---------------|------|------|-------|-----------|
| Average RPI Loss: | 135 | RECORD | PCT. RANK | GAMES | SCHEDULE | OF SCHEDULE | RPI | RPI | RPI | RPI |
| DIV. I ONLY | 17- 10 | 94 | 8- 4 | 309 | 226 | 179 | 179 | 26 | 26 | |
| DIV. I NON-CONF. | 6- 5 | 146 | 0- 0 | 257 | 152 | 190 | 190 | 23 | 23 | |
| TOTALS | RPI 1-25 | RPI 26-50 | W-L RECORDS | RPI 51-100 | RPI 101-150 | RPI 150+ | | | | |
| 17- 10 | 0- 1 | 0- 2 | OVERALL | 0- 1 | 1- 0 | 16- 6 | | | | |
| 10- 3 | 0- 0 | 0- 0 | HOME | 0- 0 | 0- 0 | 10- 3 | | | | |
| 6- 7 | 0- 1 | 0- 2 | AWAY | 0- 1 | 1- 0 | 5- 3 | | | | |
| 1- 0 | 0- 0 | 0- 0 | NEUTRAL | 0- 0 | 0- 0 | 1- 0 | | | | |
| 6- 5 | 0- 1 | 0- 1 | NON-CONFERENCE | 0- 1 | 1- 0 | 5- 2 | | | | |
| 4- 1 | 0- 0 | 0- 0 | HOME | 0- 0 | 0- 0 | 4- 1 | | | | |
| 1- 4 | 0- 1 | 0- 1 | AWAY | 0- 1 | 1- 0 | 0- 1 | | | | |
| 1- 0 | 0- 0 | 0- 0 | NEUTRAL | 0- 0 | 0- 0 | 1- 0 | | | | |
| 11- 5 | 0- 0 | 0- 1 | CONFERENCE | 0- 0 | 0- 0 | 11- 4 | | | | |
| 6- 2 | 0- 0 | 0- 0 | HOME | 0- 0 | 0- 0 | 6- 2 | | | | |
| 5- 3 | 0- 0 | 0- 1 | AWAY | 0- 0 | 0- 0 | 5- 2 | | | | |
| 0- 0 | 0- 0 | 0- 0 | NEUTRAL | 0- 0 | 0- 0 | 0- 0 | | | | |

| RPI 1-25 | | | | RPI 26-50 | | | | RPI 51-100 | | | | RPI 101+ Team's RPI: 179 | | | |
|---------------------------|---|---------------|-------|-----------|---|----------------|-------|------------|---|----------|-------|--------------------------|---|----------------------|-------|
| RPI | S | Opponent | Score | RPI | S | Opponent | Score | RPI | S | Opponent | Score | RPI | S | Opponent | Score |
| 25 | A | Iowa St. | 43 60 | 46 | A | Saint Joseph's | 38 51 | 69 | A | Florida | 49 71 | 107 | A | Butler | 54 45 |
| | | | | 47 | A | Marist | 56 61 | | | | | 164 | A | Iona | 60 54 |
| | | | | | | | | | | | | 164 | H | Iona | 47 62 |
| | | | | | | | | | | | | 188 | A | Rider | 44 55 |
| | | | | | | | | | | | | 188 | H | Rider | 57 69 |
| | | | | | | | | | | | | 195 | H | La Salle | 50 60 |
| | | | | | | | | | | | | 202 | A | Lehigh | 42 47 |
| | | | | | | | | | | | | 217 | H | St. Bonaventure | 52 49 |
| | | | | | | | | | | | | 230 | A | Niagara | 39 50 |
| | | | | | | | | | | | | 230 | H | Niagara | 61 54 |
| | | | | | | | | | | | | 237 | H | Loyola Maryland | 64 54 |
| | | | | | | | | | | | | 250 | H | St. Francis Brooklyn | 52 43 |
| | | | | | | | | | | | | 265 | A | Siena | 66 59 |
| | | | | | | | | | | | | 265 | H | Siena | 50 43 |
| | | | | | | | | | | | | 272 | A | Canisius | 67 56 |
| | | | | | | | | | | | | 272 | H | Canisius | 56 50 |
| | | | | | | | | | | | | 298 | H | Brown | 49 34 |
| | | | | | | | | | | | | 300 | H | Vermont | 51 47 |
| | | | | | | | | | | | | 322 | A | Manhattan | 55 50 |
| | | | | | | | | | | | | 322 | H | Manhattan | 76 50 |
| | | | | | | | | | | | | 331 | A | Saint Peter's | 58 50 |
| | | | | | | | | | | | | 331 | H | Saint Peter's | 61 49 |
| | | | | | | | | | | | | 333 | N | Wagner | 81 44 |
| LAST 12 Division I GAMES: | | | | | | | | | | | | | | | |
| 272 | A | Canisius | 67 56 | 164 | H | Iona | 47 62 | | | | | | | | |
| 230 | A | Niagara | 39 50 | 331 | A | Saint Peter's | 58 50 | | | | | | | | |
| 331 | H | Saint Peter's | 61 49 | 188 | H | Rider | 57 69 | | | | | | | | |
| 272 | H | Canisius | 56 50 | 265 | H | Siena | 50 43 | | | | | | | | |
| 322 | A | Manhattan | 55 50 | 322 | H | Manhattan | 76 50 | | | | | | | | |
| 188 | A | Rider | 44 55 | 164 | A | Iona | 60 54 | | | | | | | | |

Non-Div I Games:

Fairfield

■ Loss,
■ Non-Conf,
■ S Site,
■ H Home
■ A Away
N Neutral

| | | | | | | | | | | |
|-------------------|----------|-----------|----------------|------------|-------------|---------------|------|------|-------|-----------|
| Average RPI Win: | 283 | WON-LOST | WINNING | LAST 12 | STRENGTH OF | OPP. STRENGTH | TEAM | ADJ. | CONF. | ADJ CONF. |
| Average RPI Loss: | 175 | RECORD | PCT. RANK | GAMES | SCHEDULE | OF SCHEDULE | RPI | RPI | RPI | RPI |
| DIV. I ONLY | 11- 15 | 205 | 4- 8 | 290 | 306 | 251 | 251 | 24 | 24 | |
| DIV. I NON-CONF. | 5- 6 | 190 | 0- 0 | 221 | 323 | 191 | 191 | 22 | 22 | |
| TOTALS | RPI 1-25 | RPI 26-50 | W-L RECORDS | RPI 51-100 | RPI 101-150 | RPI 150+ | | | | |
| 11- 15 | 0- 1 | 0- 2 | OVERALL | 0- 1 | 0- 2 | 11- 9 | | | | |
| 3- 6 | 0- 0 | 0- 0 | HOME | 0- 0 | 0- 1 | 3- 5 | | | | |
| 7- 8 | 0- 1 | 0- 2 | AWAY | 0- 0 | 0- 1 | 7- 4 | | | | |
| 1- 1 | 0- 0 | 0- 0 | NEUTRAL | 0- 1 | 0- 0 | 1- 0 | | | | |
| 5- 6 | 0- 1 | 0- 1 | NON-CONFERENCE | 0- 1 | 0- 0 | 5- 3 | | | | |
| 1- 1 | 0- 0 | 0- 0 | HOME | 0- 0 | 0- 0 | 1- 1 | | | | |
| 3- 4 | 0- 1 | 0- 1 | AWAY | 0- 0 | 0- 0 | 3- 2 | | | | |
| 1- 1 | 0- 0 | 0- 0 | NEUTRAL | 0- 1 | 0- 0 | 1- 0 | | | | |
| 6- 9 | 0- 0 | 0- 1 | CONFERENCE | 0- 0 | 0- 2 | 6- 6 | | | | |
| 2- 5 | 0- 0 | 0- 0 | HOME | 0- 0 | 0- 1 | 2- 4 | | | | |
| 4- 4 | 0- 0 | 0- 1 | AWAY | 0- 0 | 0- 1 | 4- 2 | | | | |
| 0- 0 | 0- 0 | 0- 0 | NEUTRAL | 0- 0 | 0- 0 | 0- 0 | | | | |

| RPI 1-25 | | | | RPI 26-50 | | | | RPI 51-100 | | | | RPI 101+ Team's RPI: 251 | | | |
|---------------------------|---|----------------------|--------|-----------|---|----------------------|-------|------------|---|-----------|-------|--------------------------|---|----------------------|-------|
| RPI | S | Opponent | Score | RPI | S | Opponent | Score | RPI | S | Opponent | Score | RPI | S | Opponent | Score |
| 5 | A | Penn St. | 44 101 | 37 | A | Syracuse | 47 94 | 59 | N | Boston U. | 42 68 | 106 | A | Sacred Heart | 48 80 |
| | | | | 44 | A | Quinnipiac | 39 66 | | | | | 130 | H | Saint Francis (PA) | 50 68 |
| | | | | | | | | | | | | 161 | H | Army | 52 57 |
| | | | | | | | | | | | | 190 | A | Monmouth | 53 61 |
| | | | | | | | | | | | | 190 | H | Monmouth | 71 76 |
| | | | | | | | | | | | | 211 | H | Central Conn. St. | 55 53 |
| | | | | | | | | | | | | 226 | A | Stony Brook | 56 49 |
| | | | | | | | | | | | | 233 | A | Mt. St. Mary's | 69 60 |
| | | | | | | | | | | | | 250 | A | St. Francis Brooklyn | 56 64 |
| | | | | | | | | | | | | 250 | H | St. Francis Brooklyn | 50 56 |
| | | | | | | | | | | | | 265 | A | Siena | 56 76 |
| | | | | | | | | | | | | 267 | A | Robert Morris | 64 62 |
| | | | | | | | | | | | | 267 | H | Robert Morris | 80 68 |
| | | | | | | | | | | | | 273 | H | Bryant | 53 66 |
| | | | | | | | | | | | | 292 | H | NJIT | 67 58 |
| | | | | | | | | | | | | 309 | N | Binghamton | 54 41 |
| | | | | | | | | | | | | 322 | A | Manhattan | 53 47 |
| | | | | | | | | | | | | 324 | A | LIU Brooklyn | 64 63 |
| | | | | | | | | | | | | 324 | H | LIU Brooklyn | 62 70 |
| | | | | | | | | | | | | 331 | A | Saint Peter's | 55 50 |
| | | | | | | | | | | | | 333 | A | Wagner | 68 59 |
| | | | | | | | | | | | | 340 | A | Columbia | 47 54 |
| LAST 12 Division I GAMES: | | | | | | | | | | | | | | | |
| 267 | A | Robert Morris | 64 62 | 211 | H | Central Conn. St. | 55 53 | | | | | | | | |
| 250 | H | St. Francis Brooklyn | 50 56 | 190 | A | Monmouth | 53 61 | | | | | | | | |
| 324 | A | LIU Brooklyn | 64 63 | 44 | A | Quinnipiac | 39 66 | | | | | | | | |
| 106 | A | Sacred Heart | 48 80 | 324 | H | LIU Brooklyn | 62 70 | | | | | | | | |
| 190 | H | Monmouth | 71 76 | 250 | A | St. Francis Brooklyn | 56 64 | | | | | | | | |
| 273 | H | Bryant | 53 66 | 267 | H | Robert Morris | 80 68 | | | | | | | | |

Non-Div I Games:

Fairleigh Dickinson

■ Loss,
 ■ Non-Conf,
 S Site,
 ■ Home
 ■ Away
 N Neutral

Fla. Atlantic

Through Games Of Sunday, February 24, 2013

| | | | | | | | | | | |
|-------------------|----------|-----------|----------------|------------|-------------|---------------|------|------|-------|-----------|
| Average RPI Win: | 250 | WON-LOST | WINNING | LAST 12 | STRENGTH OF | OPP. STRENGTH | TEAM | ADJ. | CONF. | ADJ CONF. |
| Average RPI Loss: | 131 | RECORD | PCT. RANK | GAMES | SCHEDULE | OF SCHEDULE | RPI | RPI | RPI | RPI |
| DIV. I ONLY | 12- 15 | 193 | 4- 8 | 210 | 161 | 198 | 198 | 13 | 13 | |
| DIV. I NON-CONF. | 3- 5 | 228 | 0- 0 | 307 | 244 | 259 | 259 | 13 | 13 | |
| TOTALS | RPI 1-25 | RPI 26-50 | W-L RECORDS | RPI 51-100 | RPI 101-150 | RPI 150+ | | | | |
| 12- 15 | 0- 0 | 0- 0 | OVERALL | 0- 7 | 1- 4 | 11- 4 | | | | |
| 6- 5 | 0- 0 | 0- 0 | HOME | 0- 3 | 1- 1 | 5- 1 | | | | |
| 5- 10 | 0- 0 | 0- 0 | AWAY | 0- 4 | 0- 3 | 5- 3 | | | | |
| 1- 0 | 0- 0 | 0- 0 | NEUTRAL | 0- 0 | 0- 0 | 1- 0 | | | | |
| 3- 5 | 0- 0 | 0- 0 | NON-CONFERENCE | 0- 1 | 0- 2 | 3- 2 | | | | |
| 1- 1 | 0- 0 | 0- 0 | HOME | 0- 0 | 0- 1 | 1- 0 | | | | |
| 1- 4 | 0- 0 | 0- 0 | AWAY | 0- 1 | 0- 1 | 1- 2 | | | | |
| 1- 0 | 0- 0 | 0- 0 | NEUTRAL | 0- 0 | 0- 0 | 1- 0 | | | | |
| 9- 10 | 0- 0 | 0- 0 | CONFERENCE | 0- 6 | 1- 2 | 8- 2 | | | | |
| 5- 4 | 0- 0 | 0- 0 | HOME | 0- 3 | 1- 0 | 4- 1 | | | | |
| 4- 6 | 0- 0 | 0- 0 | AWAY | 0- 3 | 0- 2 | 4- 1 | | | | |
| 0- 0 | 0- 0 | 0- 0 | NEUTRAL | 0- 0 | 0- 0 | 0- 0 | | | | |

| RPI 1-25 | | | RPI 26-50 | | | RPI 51-100 | | | RPI 101+ | | | Team's RPI: 198 |
|---------------------------|---|----------|-----------|-----|---|---------------------|-------|-----------------------|----------|----------|-------|-----------------|
| RPI | S | Opponent | Score | RPI | S | Opponent | Score | RPI | S | Opponent | Score | |
| | | | | | | 52 A Middle Tenn. | 59 73 | 104 A FIU | | | 55 65 | |
| | | | | | | 52 H Middle Tenn. | 67 70 | 111 H Stetson | | | 66 78 | |
| | | | | | | 54 A Miami (FL) | 61 76 | 113 A Wisconsin | | | 73 82 | |
| | | | | | | 68 A UALR | 45 77 | 144 A Arkansas St. | | | 56 74 | |
| | | | | | | 68 H UALR | 43 60 | 144 H Arkansas St. | | | 79 71 | |
| | | | | | | 89 A Western Ky. | 68 86 | 181 A South Ala. | | | 59 56 | |
| | | | | | | 89 H Western Ky. | 61 64 | 181 H South Ala. | | | 67 56 | |
| | | | | | | | | 191 A Mississippi St. | | | 58 59 | |
| | | | | | | | | 214 A North Texas | | | 73 60 | |
| | | | | | | | | 214 H North Texas | | | 79 67 | |
| | | | | | | | | 239 A La.-Monroe | | | 82 72 | |
| | | | | | | | | 239 H La.-Monroe | | | 86 90 | |
| | | | | | | | | 283 A La.-Lafayette | | | 57 72 | |
| | | | | | | | | 283 H La.-Lafayette | | | 79 44 | |
| | | | | | | | | 306 A Troy | | | 81 80 | |
| | | | | | | | | 306 H Troy | | | 74 63 | |
| | | | | | | | | 308 A Ga. Southern | | | 75 55 | |
| | | | | | | | | 311 H Jacksonville | | | 96 79 | |
| | | | | | | | | 312 A Bethune-Cookman | | | 61 71 | |
| | | | | | | | | 313 N Southern Ill. | | | 85 81 | |
| LAST 12 Division I GAMES: | | | | | | | | | | | | |
| | | | | | | 68 H UALR | 43 60 | 52 H Middle Tenn. | | | 67 70 | |
| | | | | | | 214 A North Texas | 73 60 | 239 H La.-Monroe | | | 86 90 | |
| | | | | | | 283 A La.-Lafayette | 57 72 | 144 A Arkansas St. | | | 56 74 | |
| | | | | | | 89 H Western Ky. | 61 64 | 68 A UALR | | | 45 77 | |
| | | | | | | 181 A South Ala. | 59 56 | 214 H North Texas | | | 79 67 | |
| | | | | | | 104 A FIU | 55 65 | 306 H Troy | | | 74 63 | |

Non-Div I Games:

Fla. Atlantic

Loss, Non-Conf, S Site, H Home A Away N Neutral

| | | | | | | | | | | |
|-------------------|----------|-----------|----------------|------------|-------------|---------------|------|------|-------|-----------|
| Average RPI Win: | 169 | WON-LOST | WINNING | LAST 12 | STRENGTH OF | OPP. STRENGTH | TEAM | ADJ. | CONF. | ADJ CONF. |
| Average RPI Loss: | 50 | RECORD | PCT. RANK | GAMES | SCHEDULE | OF SCHEDULE | RPI | RPI | RPI | RPI |
| DIV. I ONLY | 16- 12 | 125 | 4- 8 | 40 | 50 | 69 | 69 | 3 | 3 | |
| DIV. I NON-CONF. | 11- 3 | 41 | 0- 0 | 147 | 79 | 54 | 54 | 6 | 6 | |
| TOTALS | RPI 1-25 | RPI 26-50 | W-L RECORDS | RPI 51-100 | RPI 101-150 | RPI 150+ | | | | |
| 16- 12 | 0- 7 | 2- 2 | OVERALL | 2- 0 | 1- 2 | 11- 1 | | | | |
| 10- 5 | 0- 3 | 2- 1 | HOME | 1- 0 | 0- 0 | 7- 1 | | | | |
| 4- 6 | 0- 4 | 0- 1 | AWAY | 1- 0 | 0- 1 | 3- 0 | | | | |
| 2- 1 | 0- 0 | 0- 0 | NEUTRAL | 0- 0 | 1- 1 | 1- 0 | | | | |
| 11- 3 | 0- 1 | 1- 1 | NON-CONFERENCE | 1- 0 | 1- 1 | 8- 0 | | | | |
| 8- 0 | 0- 0 | 1- 0 | HOME | 1- 0 | 0- 0 | 6- 0 | | | | |
| 1- 2 | 0- 1 | 0- 1 | AWAY | 0- 0 | 0- 0 | 1- 0 | | | | |
| 2- 1 | 0- 0 | 0- 0 | NEUTRAL | 0- 0 | 1- 1 | 1- 0 | | | | |
| 5- 9 | 0- 6 | 1- 1 | CONFERENCE | 1- 0 | 0- 1 | 3- 1 | | | | |
| 2- 5 | 0- 3 | 1- 1 | HOME | 0- 0 | 0- 0 | 1- 1 | | | | |
| 3- 4 | 0- 3 | 0- 0 | AWAY | 1- 0 | 0- 1 | 2- 0 | | | | |
| 0- 0 | 0- 0 | 0- 0 | NEUTRAL | 0- 0 | 0- 0 | 0- 0 | | | | |

| RPI 1-25 | | | | RPI 26-50 | | | | RPI 51-100 | | | | Team's RPI: 69 | RPI 101+ | | | |
|---------------------------|---|----------------|-------|-----------|---|------------|-------|------------|---|---------------|-------|----------------|----------|---|--------------------|-------|
| RPI | S | Opponent | Score | RPI | S | Opponent | Score | RPI | S | Opponent | Score | | RPI | S | Opponent | Score |
| 7 | H | Tennessee | 75 78 | 30 | A | Michigan | 53 59 | 60 | H | Central Mich. | 81 75 | | 105 | A | Missouri | 64 69 |
| 9 | A | Kentucky | 69 76 | 32 | H | Vanderbilt | 57 68 | 90 | A | Auburn | 65 57 | | 109 | N | Arizona St. | 58 74 |
| 11 | H | South Carolina | 44 52 | 41 | H | LSU | 77 72 | | | | | | 120 | N | North Carolina St. | 66 64 |
| 12 | A | Texas A&M | 71 78 | 48 | H | Pacific | 89 82 | | | | | | 152 | N | UNI | 80 63 |
| 14 | A | Georgia | 52 69 | | | | | | | | | | 156 | H | Holy Cross | 81 50 |
| 14 | H | Georgia | 57 62 | | | | | | | | | | 165 | A | Alabama | 67 61 |
| 23 | A | Florida St. | 67 98 | | | | | | | | | | 165 | H | Alabama | 87 54 |
| | | | | | | | | | | | | | 179 | H | Fairfield | 71 49 |
| | | | | | | | | | | | | | 191 | A | Mississippi St. | 61 55 |
| | | | | | | | | | | | | | 195 | A | La Salle | 74 50 |
| | | | | | | | | | | | | | 236 | H | Ole Miss | 81 88 |
| | | | | | | | | | | | | | 242 | H | Georgia St. | 84 65 |
| | | | | | | | | | | | | | 282 | H | North Florida | 74 44 |
| | | | | | | | | | | | | | 306 | H | Troy | 87 62 |
| | | | | | | | | | | | | | 315 | H | Savannah St. | 88 38 |
| LAST 12 Division I GAMES: | | | | | | | | | | | | | | | | |
| | | | | 165 | A | Alabama | 67 61 | | | | | | 105 | A | Missouri | 64 69 |
| | | | | 32 | H | Vanderbilt | 57 68 | | | | | | 14 | A | Georgia | 52 69 |
| | | | | 14 | H | Georgia | 57 62 | | | | | | 236 | H | Ole Miss | 81 88 |
| | | | | 12 | A | Texas A&M | 71 78 | | | | | | 11 | H | South Carolina | 44 52 |
| | | | | 90 | A | Auburn | 65 57 | | | | | | 7 | H | Tennessee | 75 78 |
| | | | | 165 | H | Alabama | 87 54 | | | | | | 191 | A | Mississippi St. | 61 55 |

| | | | | | | | | | | |
|-------------------|----------|-----------|----------------|------------|-------------|---------------|------|------|-------|-----------|
| Average RPI Win: | 285 | WON-LOST | WINNING | LAST 12 | STRENGTH OF | OPP. STRENGTH | TEAM | ADJ. | CONF. | ADJ CONF. |
| Average RPI Loss: | 181 | RECORD | PCT. RANK | GAMES | SCHEDULE | OF SCHEDULE | RPI | RPI | RPI | RPI |
| DIV. I ONLY | 10- 15 | 226 | 7- 5 | 319 | 310 | 288 | 288 | 30 | 30 | |
| DIV. I NON-CONF. | 3- 10 | 296 | 0- 0 | 214 | 256 | 286 | 286 | 30 | 30 | |
| TOTALS | RPI 1-25 | RPI 26-50 | W-L RECORDS | RPI 51-100 | RPI 101-150 | RPI 150+ | | | | |
| 10- 15 | 0- 0 | 0- 0 | OVERALL | 0- 2 | 2- 5 | 8- 8 | | | | |
| 4- 7 | 0- 0 | 0- 0 | HOME | 0- 0 | 0- 3 | 4- 4 | | | | |
| 4- 7 | 0- 0 | 0- 0 | AWAY | 0- 1 | 1- 2 | 3- 4 | | | | |
| 2- 1 | 0- 0 | 0- 0 | NEUTRAL | 0- 1 | 1- 0 | 1- 0 | | | | |
| 3- 10 | 0- 0 | 0- 0 | NON-CONFERENCE | 0- 2 | 1- 2 | 2- 6 | | | | |
| 0- 4 | 0- 0 | 0- 0 | HOME | 0- 0 | 0- 1 | 0- 3 | | | | |
| 1- 5 | 0- 0 | 0- 0 | AWAY | 0- 1 | 0- 1 | 1- 3 | | | | |
| 2- 1 | 0- 0 | 0- 0 | NEUTRAL | 0- 1 | 1- 0 | 1- 0 | | | | |
| 7- 5 | 0- 0 | 0- 0 | CONFERENCE | 0- 0 | 1- 3 | 6- 2 | | | | |
| 4- 3 | 0- 0 | 0- 0 | HOME | 0- 0 | 0- 2 | 4- 1 | | | | |
| 3- 2 | 0- 0 | 0- 0 | AWAY | 0- 0 | 1- 1 | 2- 1 | | | | |
| 0- 0 | 0- 0 | 0- 0 | NEUTRAL | 0- 0 | 0- 0 | 0- 0 | | | | |

| RPI S | Opponent | Score | RPI S | Opponent | Score | RPI S | Opponent | Score | RPI S | Opponent | Score | Team's RPI: 288 |
|---------------------------|-------------------|-------|-------|----------|----------------------|-------|----------|-------|----------------------|----------|-------|-----------------|
| 58 | A South Fla. | 75 | 100 | 104 | H FIU | 69 | 70 | 111 | A Stetson | 67 | 88 | |
| 89 | N Western Ky. | 57 | 71 | 121 | A South Carolina St. | 61 | 56 | 130 | N Saint Francis (PA) | 69 | 65 | |
| | | | | 140 | A N.C. A&T | 50 | 69 | 140 | H N.C. A&T | 52 | 73 | |
| | | | | 150 | H Howard | 57 | 58 | 168 | A Wake Forest | 60 | 80 | |
| | | | | 191 | A Mississippi St. | 57 | 67 | 203 | H Southern Miss. | 71 | 88 | |
| | | | | 229 | H VCU | 57 | 86 | 242 | A Georgia St. | 58 | 77 | |
| | | | | 290 | H Southeastern La. | 59 | 62 | 293 | H Delaware St. | 53 | 57 | |
| | | | | 311 | A Jacksonville | 72 | 69 | 312 | A Bethune-Cookman | 49 | 59 | |
| | | | | 312 | H Bethune-Cookman | 76 | 60 | 315 | A Savannah St. | 59 | 49 | |
| | | | | 315 | H Savannah St. | 67 | 59 | 315 | H Savannah St. | 67 | 59 | |
| | | | | 334 | H UMES | 67 | 54 | 337 | N Kent St. | 70 | 56 | |
| | | | | 338 | A N.C. Central | 63 | 50 | 338 | H N.C. Central | 52 | 35 | |
| | | | | 338 | H N.C. Central | 52 | 35 | | | | | |
| | | | | 312 | H Bethune-Cookman | 76 | 60 | | | | | |
| | | | | 293 | H Delaware St. | 53 | 57 | | | | | |
| LAST 12 Division I GAMES: | | | | | | | | | | | | |
| 315 | H Savannah St. | 67 | 59 | 334 | H UMES | 67 | 54 | | | | | |
| 150 | H Howard | 57 | 58 | 121 | A South Carolina St. | 61 | 56 | | | | | |
| 140 | A N.C. A&T | 50 | 69 | 315 | A Savannah St. | 59 | 49 | | | | | |
| 338 | A N.C. Central | 63 | 50 | 140 | H N.C. A&T | 52 | 73 | | | | | |
| 312 | A Bethune-Cookman | 49 | 59 | 338 | H N.C. Central | 52 | 35 | | | | | |
| 293 | H Delaware St. | 53 | 57 | 312 | H Bethune-Cookman | 76 | 60 | | | | | |

Non-Div I Games:

Florida A&M

■ Loss,
 ■ Non-Conf,
 ■ S Site,
 ■ Home
 ■ A Away
 N Neutral

| | | | | | | | | | | |
|-------------------|----------|-----------|----------------|------------|-------------|---------------|------|------|-------|-----------|
| Average RPI Win: | 123 | WON-LOST | WINNING | LAST 12 | STRENGTH OF | OPP. STRENGTH | TEAM | ADJ. | CONF. | ADJ CONF. |
| Average RPI Loss: | 66 | RECORD | PCT. RANK | GAMES | SCHEDULE | OF SCHEDULE | RPI | RPI | RPI | RPI |
| DIV. I ONLY | 20- 7 | 46 | 8- 4 | 36 | 40 | 23 | 23 | 5 | 5 | |
| DIV. I NON-CONF. | 10- 1 | 17 | 0- 0 | 31 | 150 | 8 | 8 | 4 | 4 | |
| TOTALS | RPI 1-25 | RPI 26-50 | W-L RECORDS | RPI 51-100 | RPI 101-150 | RPI 150+ | | | | |
| 20- 7 | 1- 4 | 2- 0 | OVERALL | 6- 0 | 6- 2 | 5- 1 | | | | |
| 12- 2 | 1- 0 | 1- 0 | HOME | 3- 0 | 4- 1 | 3- 1 | | | | |
| 6- 5 | 0- 4 | 0- 0 | AWAY | 3- 0 | 2- 1 | 1- 0 | | | | |
| 2- 0 | 0- 0 | 1- 0 | NEUTRAL | 0- 0 | 0- 0 | 1- 0 | | | | |
| 10- 1 | 0- 1 | 2- 0 | NON-CONFERENCE | 2- 0 | 2- 0 | 4- 0 | | | | |
| 6- 0 | 0- 0 | 1- 0 | HOME | 1- 0 | 2- 0 | 2- 0 | | | | |
| 2- 1 | 0- 1 | 0- 0 | AWAY | 1- 0 | 0- 0 | 1- 0 | | | | |
| 2- 0 | 0- 0 | 1- 0 | NEUTRAL | 0- 0 | 0- 0 | 1- 0 | | | | |
| 10- 6 | 1- 3 | 0- 0 | CONFERENCE | 4- 0 | 4- 2 | 1- 1 | | | | |
| 6- 2 | 1- 0 | 0- 0 | HOME | 2- 0 | 2- 1 | 1- 1 | | | | |
| 4- 4 | 0- 3 | 0- 0 | AWAY | 2- 0 | 2- 1 | 0- 0 | | | | |
| 0- 0 | 0- 0 | 0- 0 | NEUTRAL | 0- 0 | 0- 0 | 0- 0 | | | | |

| RPI | S | Opponent | Score |
|-----|---|----------------|-------|
| 6 | A | Duke | 50 61 |
| 10 | A | Maryland | 64 71 |
| 15 | A | Nebraska | 77 78 |
| 18 | A | North Carolina | 62 72 |
| 18 | H | North Carolina | 80 73 |

| RPI | S | Opponent | Score |
|-----|---|------------|-------|
| 32 | N | Vanderbilt | 73 59 |
| 35 | H | Iowa | 83 69 |

| RPI | S | Opponent | Score |
|-----|---|--------------|-------|
| 53 | A | Charlotte | 70 54 |
| 54 | A | Miami (FL) | 93 78 |
| 54 | H | Miami (FL) | 86 65 |
| 69 | H | Florida | 98 67 |
| 76 | A | Georgia Tech | 85 78 |
| 76 | H | Georgia Tech | 76 71 |

| RPI | S | Opponent | Score |
|-----|---|--------------------|-------|
| 111 | H | Stetson | 76 44 |
| 120 | A | North Carolina St. | 82 74 |
| 120 | H | North Carolina St. | 69 76 |
| 124 | A | Virginia Tech | 52 71 |
| 124 | H | Virginia Tech | 70 56 |
| 131 | A | Boston College | 67 57 |
| 131 | H | Boston College | 76 70 |
| 136 | H | Mercer | 94 42 |
| 166 | H | Clemson | 83 61 |
| 168 | H | Wake Forest | 72 80 |
| 183 | N | Eastern Ky. | 90 51 |
| 255 | H | Samford | 77 42 |
| 317 | A | UNC Greensboro | 93 63 |
| 319 | H | Grambling | 96 60 |

LAST 12 Division I GAMES:

| | | | | | | | |
|-----|---|--------------------|-------|-----|---|--------------------|-------|
| 124 | A | Virginia Tech | 52 71 | 18 | A | North Carolina | 62 72 |
| 6 | A | Duke | 50 61 | 124 | H | Virginia Tech | 70 56 |
| 18 | H | North Carolina | 80 73 | 76 | H | Georgia Tech | 76 71 |
| 120 | H | North Carolina St. | 69 76 | 120 | A | North Carolina St. | 82 74 |
| 54 | A | Miami (FL) | 93 78 | 131 | A | Boston College | 67 57 |
| 166 | H | Clemson | 83 61 | 54 | H | Miami (FL) | 86 65 |

Non-Div I Games:

Florida St.

| | | | | | | | | | | |
|-------------------|----------|-----------|----------------|------------|-------------|---------------|------|------|-------|-----------|
| Average RPI Win: | 201 | WON-LOST | WINNING | LAST 12 | STRENGTH OF | OPP. STRENGTH | TEAM | ADJ. | CONF. | ADJ CONF. |
| Average RPI Loss: | 110 | RECORD | PCT. RANK | GAMES | SCHEDULE | OF SCHEDULE | RPI | RPI | RPI | RPI |
| DIV. I ONLY | 20- 7 | 46 | 10- 2 | 168 | 135 | 72 | 72 | 9 | 9 | |
| DIV. I NON-CONF. | 10- 5 | 84 | 0- 0 | 222 | 223 | 125 | 125 | 8 | 8 | |
| TOTALS | RPI 1-25 | RPI 26-50 | W-L RECORDS | RPI 51-100 | RPI 101-150 | RPI 150+ | | | | |
| 20- 7 | 0- 1 | 1- 2 | OVERALL | 3- 1 | 1- 0 | 15- 3 | | | | |
| 11- 3 | 0- 1 | 1- 0 | HOME | 1- 0 | 0- 0 | 9- 2 | | | | |
| 9- 4 | 0- 0 | 0- 2 | AWAY | 2- 1 | 1- 0 | 6- 1 | | | | |
| 0- 0 | 0- 0 | 0- 0 | NEUTRAL | 0- 0 | 0- 0 | 0- 0 | | | | |
| 10- 5 | 0- 0 | 0- 1 | NON-CONFERENCE | 1- 1 | 1- 0 | 8- 3 | | | | |
| 6- 2 | 0- 0 | 0- 0 | HOME | 0- 0 | 0- 0 | 6- 2 | | | | |
| 4- 3 | 0- 0 | 0- 1 | AWAY | 1- 1 | 1- 0 | 2- 1 | | | | |
| 0- 0 | 0- 0 | 0- 0 | NEUTRAL | 0- 0 | 0- 0 | 0- 0 | | | | |
| 10- 2 | 0- 1 | 1- 1 | CONFERENCE | 2- 0 | 0- 0 | 7- 0 | | | | |
| 5- 1 | 0- 1 | 1- 0 | HOME | 1- 0 | 0- 0 | 3- 0 | | | | |
| 5- 1 | 0- 0 | 0- 1 | AWAY | 1- 0 | 0- 0 | 4- 0 | | | | |
| 0- 0 | 0- 0 | 0- 0 | NEUTRAL | 0- 0 | 0- 0 | 0- 0 | | | | |

| RPI 1-25 | | | | RPI 26-50 | | | | RPI 51-100 | | | | RPI 101+ | | | |
|---------------------------|---|----------|-------|-----------|---|-------------------|-------|------------|---|---------------|-------|----------|---|-------------------|-------|
| RPI | S | Opponent | Score | RPI | S | Opponent | Score | RPI | S | Opponent | Score | RPI | S | Opponent | Score |
| 13 | H | Dayton | 57 68 | 34 | A | Duquesne | 50 68 | 53 | A | Charlotte | 59 56 | 123 | A | American | 71 50 |
| | | | | 46 | H | Saint Joseph's | 70 63 | 61 | A | Marquette | 48 51 | 156 | H | Holy Cross | 67 60 |
| | | | | 48 | A | Pacific | 40 62 | 75 | A | Albany (NY) | 60 43 | 160 | H | George Washington | 66 56 |
| | | | | | | | | 98 | H | Richmond | 47 40 | 182 | A | Yale | 53 67 |
| | | | | | | | | | | | | 189 | A | San Francisco | 55 48 |
| | | | | | | | | | | | | 195 | A | La Salle | 69 49 |
| | | | | | | | | | | | | 196 | A | Xavier | 48 41 |
| | | | | | | | | | | | | 205 | A | Saint Louis | 61 56 |
| | | | | | | | | | | | | 208 | H | Lafayette | 50 54 |
| | | | | | | | | | | | | 226 | H | Stony Brook | 46 58 |
| | | | | | | | | | | | | 229 | H | VCU | 71 41 |
| | | | | | | | | | | | | 240 | H | Colorado St. | 64 59 |
| | | | | | | | | | | | | 264 | A | Cornell | 58 50 |
| | | | | | | | | | | | | 291 | H | Morgan St. | 72 56 |
| | | | | | | | | | | | | 293 | H | Delaware St. | 69 38 |
| | | | | | | | | | | | | 295 | H | Southern U. | 56 44 |
| | | | | | | | | | | | | 296 | H | Massachusetts | 69 57 |
| | | | | | | | | | | | | 301 | A | Rhode Island | 51 42 |
| | | | | | | | | | | | | 322 | H | Manhattan | 55 45 |
| LAST 12 Division I GAMES: | | | | | | | | | | | | | | | |
| | | | | 46 | H | Saint Joseph's | 70 63 | 229 | H | VCU | 71 41 | | | | |
| | | | | 301 | A | Rhode Island | 51 42 | 34 | A | Duquesne | 50 68 | | | | |
| | | | | 205 | A | Saint Louis | 61 56 | 196 | A | Xavier | 48 41 | | | | |
| | | | | 160 | H | George Washington | 66 56 | 98 | H | Richmond | 47 40 | | | | |
| | | | | 13 | H | Dayton | 57 68 | 296 | H | Massachusetts | 69 57 | | | | |
| | | | | 195 | A | La Salle | 69 49 | 53 | A | Charlotte | 59 56 | | | | |

Non-Div I Games:

Fordham

| Average RPI Win: | 215 | WON-LOST | WINNING | LAST 12 | STRENGTH OF | OPP. STRENGTH | TEAM | ADJ. | CONF. | ADJ CONF. |
|-------------------|----------|-----------|----------------|------------|-------------|---------------|------|------|-------|-----------|
| Average RPI Loss: | 130 | RECORD | PCT. RANK | GAMES | SCHEDULE | OF SCHEDULE | RPI | RPI | RPI | RPI |
| DIV. I ONLY | 17- 8 | 73 | 9- 3 | 233 | 122 | 97 | 97 | 17 | 17 | |
| DIV. I NON-CONF. | 7- 5 | 130 | 0- 0 | 290 | 53 | 156 | 156 | 16 | 16 | |
| TOTALS | RPI 1-25 | RPI 26-50 | W-L RECORDS | RPI 51-100 | RPI 101-150 | RPI 150+ | | | | |
| 17- 8 | 0- 1 | 1- 2 | OVERALL | 1- 1 | 2- 1 | 13- 3 | | | | |
| 9- 2 | 0- 0 | 0- 1 | HOME | 1- 0 | 2- 0 | 6- 1 | | | | |
| 8- 6 | 0- 1 | 1- 1 | AWAY | 0- 1 | 0- 1 | 7- 2 | | | | |
| 0- 0 | 0- 0 | 0- 0 | NEUTRAL | 0- 0 | 0- 0 | 0- 0 | | | | |
| 7- 5 | 0- 1 | 0- 1 | NON-CONFERENCE | 0- 0 | 2- 1 | 5- 2 | | | | |
| 5- 0 | 0- 0 | 0- 0 | HOME | 0- 0 | 2- 0 | 3- 0 | | | | |
| 2- 5 | 0- 1 | 0- 1 | AWAY | 0- 0 | 0- 1 | 2- 2 | | | | |
| 0- 0 | 0- 0 | 0- 0 | NEUTRAL | 0- 0 | 0- 0 | 0- 0 | | | | |
| 10- 3 | 0- 0 | 1- 1 | CONFERENCE | 1- 1 | 0- 0 | 8- 1 | | | | |
| 4- 2 | 0- 0 | 0- 1 | HOME | 1- 0 | 0- 0 | 3- 1 | | | | |
| 6- 1 | 0- 0 | 1- 0 | AWAY | 0- 1 | 0- 0 | 5- 0 | | | | |
| 0- 0 | 0- 0 | 0- 0 | NEUTRAL | 0- 0 | 0- 0 | 0- 0 | | | | |

| RPI 1-25 | | | | RPI 26-50 | | | | RPI 51-100 | | | | Team's RPI: 97 | RPI 101+ | | | |
|---------------------------|---|----------|-------|-----------|---|---------------|-------|------------|---|----------|-------|----------------|----------|--------------|---------------------|-------|
| RPI | S | Opponent | Score | RPI | S | Opponent | Score | RPI | S | Opponent | Score | | RPI | S | Opponent | Score |
| 3 | A | Stanford | 61 72 | 38 | A | San Diego St. | 80 72 | 74 | A | Wyoming | 71 78 | | 119 | H | Southern California | 65 60 |
| | | | | 38 | H | San Diego St. | 49 74 | 74 | H | Wyoming | 61 47 | | 129 | H | Cal St. Northridge | 68 53 |
| | | | | 48 | A | Pacific | 56 66 | | | | | | 137 | A | Santa Clara | 53 58 |
| | | | | | | | | | | | | | 167 | H | Washington St. | 82 59 |
| | | | | | | | | | | | | | 189 | A | San Francisco | 72 63 |
| | | | | | | | | | | | | | 194 | A | New Mexico | 51 50 |
| | | | | | | | | | | | | | 194 | H | New Mexico | 69 65 |
| | | | | | | | | | | | | | 224 | A | Portland | 69 76 |
| | | | | | | | | | | | | | 240 | A | Colorado St. | 69 58 |
| | | | | | | | | | | | | | 245 | A | Oregon | 64 65 |
| | | | | | | | | | | | | | 259 | A | UNLV | 72 66 |
| | | | | | | | | | | | | | 269 | A | Nevada | 74 56 |
| | | | | | | | | | | | | | 269 | H | Nevada | 54 60 |
| | | | | | | | | | | | | | 276 | A | Boise St. | 83 65 |
| | | | | | | | | | | | | | 276 | H | Boise St. | 70 57 |
| | | | | | | | | | | | | | 277 | A | CSU Bakersfield | 77 68 |
| | | | | | | | | | | | | | 307 | H | Texas-Arlington | 70 45 |
| | | | | | | | | | | | | | 319 | H | Grambling | 64 52 |
| | | | | | | | | | | | | | 326 | H | Air Force | 60 47 |
| LAST 12 Division I GAMES: | | | | | | | | | | | | | | | | |
| | | | | 276 | A | Boise St. | 83 65 | | | | | 326 | H | Air Force | 60 47 | |
| | | | | 269 | H | Nevada | 54 60 | | | | | 240 | A | Colorado St. | 69 58 | |
| | | | | 74 | H | Wyoming | 61 47 | | | | | 276 | H | Boise St. | 70 57 | |
| | | | | 194 | A | New Mexico | 51 50 | | | | | 269 | A | Nevada | 74 56 | |
| | | | | 38 | H | San Diego St. | 49 74 | | | | | 74 | A | Wyoming | 71 78 | |
| | | | | 259 | A | UNLV | 72 66 | | | | | 194 | H | New Mexico | 69 65 | |

Non-Div I Games: Cal Maritime 82 43

Fresno St.

■ Loss,
 ■ Non-Conf, S Site,
 ■ Home
 ■ Away
 N Neutral

| | | | | | | | | | |
|------------------------------|----------|-----------|----------------|-------------|---------------|----------|------|-------|-----------|
| Average RPI Win: 241 | WON-LOST | WINNING | LAST 12 | STRENGTH OF | OPP. STRENGTH | TEAM | ADJ. | CONF. | ADJ CONF. |
| Average RPI Loss: 146 | RECORD | PCT. RANK | GAMES | SCHEDULE | OF SCHEDULE | RPI | RPI | RPI | RPI |
| DIV. I ONLY | 10- 15 | 226 | 5- 7 | 134 | 251 | 199 | 199 | 21 | 21 |
| DIV. I NON-CONF. | 3- 5 | 228 | 0- 0 | 81 | 86 | 157 | 157 | 25 | 25 |
| TOTALS | RPI 1-25 | RPI 26-50 | W-L RECORDS | RPI 51-100 | RPI 101-150 | RPI 150+ | | | |
| 10- 15 | 0- 2 | 0- 0 | OVERALL | 0- 5 | 2- 2 | 8- 6 | | | |
| 6- 5 | 0- 0 | 0- 0 | HOME | 0- 3 | 2- 1 | 4- 1 | | | |
| 4- 10 | 0- 2 | 0- 0 | AWAY | 0- 2 | 0- 1 | 4- 5 | | | |
| 0- 0 | 0- 0 | 0- 0 | NEUTRAL | 0- 0 | 0- 0 | 0- 0 | | | |
| 3- 5 | 0- 2 | 0- 0 | NON-CONFERENCE | 0- 1 | 2- 0 | 1- 2 | | | |
| 2- 1 | 0- 0 | 0- 0 | HOME | 0- 1 | 2- 0 | 0- 0 | | | |
| 1- 4 | 0- 2 | 0- 0 | AWAY | 0- 0 | 0- 0 | 1- 2 | | | |
| 0- 0 | 0- 0 | 0- 0 | NEUTRAL | 0- 0 | 0- 0 | 0- 0 | | | |
| 7- 10 | 0- 0 | 0- 0 | CONFERENCE | 0- 4 | 0- 2 | 7- 4 | | | |
| 4- 4 | 0- 0 | 0- 0 | HOME | 0- 2 | 0- 1 | 4- 1 | | | |
| 3- 6 | 0- 0 | 0- 0 | AWAY | 0- 2 | 0- 1 | 3- 3 | | | |
| 0- 0 | 0- 0 | 0- 0 | NEUTRAL | 0- 0 | 0- 0 | 0- 0 | | | |

| RPI 1-25 | | | | RPI 26-50 | | | | RPI 51-100 | | | | RPI 101+ Team's RPI: 199 | | | |
|---------------------------|---|-----------------|--------------|-----------|---|--------------------|--------------|------------|---|-------------|--------------|--------------------------|---|--------------------|---------------|
| RPI | S | Opponent | Score | RPI | S | Opponent | Score | RPI | S | Opponent | Score | RPI | S | Opponent | Score |
| 11 | A | South Carolina | 35 69 | | | | | 56 | A | Chattanooga | 40 83 | 103 | A | Appalachian St. | 58 68 |
| 14 | A | Georgia | 47 83 | | | | | 56 | H | Chattanooga | 57 60 | 103 | H | Appalachian St. | 52 66 |
| | | | | | | | | 62 | H | Arkansas | 38 73 | 136 | H | Mercer | 73 64 |
| | | | | | | | | 87 | A | Davidson | 49 71 | 147 | H | High Point | 64 62 |
| | | | | | | | | 87 | H | Davidson | 46 87 | 174 | A | Col. of Charleston | 80 71 |
| | | | | | | | | | | | | 178 | A | Elon | 69 79 |
| | | | | | | | | | | | | 178 | H | Elon | 74 71 |
| | | | | | | | | | | | | 232 | A | Marshall | 46 52 |
| | | | | | | | | | | | | 255 | A | Samford | 33 65 |
| | | | | | | | | | | | | 255 | H | Samford | 59 55 |
| | | | | | | | | | | | | 262 | A | USC Upstate | 85 80 |
| | | | | | | | | | | | | 306 | A | Troy | 96 118 |
| | | | | | | | | | | | | 308 | A | Ga. Southern | 56 42 |
| | | | | | | | | | | | | 316 | A | Western Caro. | 46 45 |
| | | | | | | | | | | | | 316 | H | Western Caro. | 83 88 |
| | | | | | | | | | | | | 317 | A | UNC Greensboro | 59 60 |
| | | | | | | | | | | | | 317 | H | UNC Greensboro | 67 48 |
| | | | | | | | | | | | | 320 | H | Wofford | 70 61 |
| LAST 12 Division I GAMES: | | | | | | | | | | | | | | | |
| 178 | H | Elon | 74 71 | 56 | H | Chattanooga | 57 60 | | | | | | | | |
| 317 | A | UNC Greensboro | 59 60 | 174 | A | Col. of Charleston | 80 71 | | | | | | | | |
| 87 | A | Davidson | 49 71 | 320 | H | Wofford | 70 61 | | | | | | | | |
| 103 | A | Appalachian St. | 58 68 | 316 | H | Western Caro. | 83 88 | | | | | | | | |
| 316 | A | Western Caro. | 46 45 | 178 | A | Elon | 69 79 | | | | | | | | |
| 255 | H | Samford | 59 55 | 87 | H | Davidson | 46 87 | | | | | | | | |

Non-Div I Games: Tusculum 68 49

Furman

| | | | | | | | | | | |
|-------------------|----------|-----------|----------------|------------|-------------|---------------|------|------|-------|-----------|
| Average RPI Win: | 311 | WON-LOST | WINNING | LAST 12 | STRENGTH OF | OPP. STRENGTH | TEAM | ADJ. | CONF. | ADJ CONF. |
| Average RPI Loss: | 174 | RECORD | PCT. RANK | GAMES | SCHEDULE | OF SCHEDULE | RPI | RPI | RPI | RPI |
| DIV. I ONLY | 6- 20 | 313 | 4- 8 | 208 | 324 | 308 | 308 | 21 | 21 | |
| DIV. I NON-CONF. | 1- 8 | 319 | 0- 0 | 275 | 338 | 336 | 336 | 25 | 25 | |
| TOTALS | RPI 1-25 | RPI 26-50 | W-L RECORDS | RPI 51-100 | RPI 101-150 | RPI 150+ | | | | |
| 6- 20 | 0- 0 | 0- 0 | OVERALL | 0- 5 | 0- 4 | 6- 11 | | | | |
| 3- 7 | 0- 0 | 0- 0 | HOME | 0- 2 | 0- 2 | 3- 3 | | | | |
| 2- 12 | 0- 0 | 0- 0 | AWAY | 0- 3 | 0- 2 | 2- 7 | | | | |
| 1- 1 | 0- 0 | 0- 0 | NEUTRAL | 0- 0 | 0- 0 | 1- 1 | | | | |
| 1- 8 | 0- 0 | 0- 0 | NON-CONFERENCE | 0- 1 | 0- 2 | 1- 5 | | | | |
| 0- 2 | 0- 0 | 0- 0 | HOME | 0- 0 | 0- 1 | 0- 1 | | | | |
| 0- 5 | 0- 0 | 0- 0 | AWAY | 0- 1 | 0- 1 | 0- 3 | | | | |
| 1- 1 | 0- 0 | 0- 0 | NEUTRAL | 0- 0 | 0- 0 | 1- 1 | | | | |
| 5- 12 | 0- 0 | 0- 0 | CONFERENCE | 0- 4 | 0- 2 | 5- 6 | | | | |
| 3- 5 | 0- 0 | 0- 0 | HOME | 0- 2 | 0- 1 | 3- 2 | | | | |
| 2- 7 | 0- 0 | 0- 0 | AWAY | 0- 2 | 0- 1 | 2- 4 | | | | |
| 0- 0 | 0- 0 | 0- 0 | NEUTRAL | 0- 0 | 0- 0 | 0- 0 | | | | |

| RPI 1-25 | | | | RPI 26-50 | | | | RPI 51-100 | | | | RPI 101+ | | | | Team's RPI: 308 | |
|---------------------------|---|--------------------|-------|-----------|----|----------|----------|------------|----|---------------|-------|----------------|-----|----------|--------------------|-----------------|----|
| RPI | S | Opponent | Score | RPI | S | Opponent | Score | RPI | S | Opponent | Score | RPI | S | Opponent | Score | | |
| | | | | | | | | 56 | A | Chattanooga | 43 | 75 | 103 | A | Appalachian St. | 47 | 79 |
| | | | | | | | | 56 | H | Chattanooga | 50 | 67 | 103 | H | Appalachian St. | 54 | 67 |
| | | | | | | | | 82 | A | James Madison | 44 | 93 | 111 | A | Stetson | 39 | 70 |
| | | | | | | | | 87 | A | Davidson | 49 | 61 | 136 | H | Mercer | 44 | 48 |
| | | | | | | | | 87 | H | Davidson | 61 | 73 | 174 | A | Col. of Charleston | 56 | 58 |
| | | | | | | | | | | | | | 174 | H | Col. of Charleston | 60 | 65 |
| | | | | | | | | | | | | | 178 | A | Elon | 59 | 70 |
| | | | | | | | | | | | | | 198 | H | Fla. Atlantic | 55 | 75 |
| | | | | | | | | | | | | | 199 | H | Furman | 42 | 56 |
| | | | | | | | | | | | | | 242 | A | Georgia St. | 48 | 73 |
| | | | | | | | | | | | | | 255 | A | Samford | 41 | 56 |
| | | | | | | | | | | | | | 255 | H | Samford | 52 | 51 |
| | | | | | | | | | | | | | 271 | A | George Mason | 53 | 54 |
| | | | | | | | | | | | | | 312 | N | Bethune-Cookman | 48 | 59 |
| | | | | | | | | | | | | | 316 | A | Western Caro. | 52 | 63 |
| | | | | | | | | | | | | | 316 | H | Western Caro. | 52 | 50 |
| | | | | | | | | | | | | | 317 | A | UNC Greensboro | 63 | 56 |
| | | | | | | | | | | | | | 320 | A | Wofford | 68 | 59 |
| | | | | | | | | | | | | | 320 | H | Wofford | 61 | 58 |
| | | | | | | | | | | | | | 335 | A | Kennesaw St. | 39 | 53 |
| | | | | | | | | | | | | | 337 | N | Kent St. | 71 | 47 |
| LAST 12 Division I GAMES: | | | | | | | | | | | | | | | | | |
| 320 | A | Wofford | 68 | 59 | 87 | H | Davidson | 61 | 73 | 178 | A | Elon | 59 | 70 | | | |
| 56 | H | Chattanooga | 50 | 67 | | | | | | 317 | A | UNC Greensboro | 63 | 56 | | | |
| 255 | H | Samford | 52 | 51 | | | | | | 320 | H | Wofford | 61 | 58 | | | |
| 316 | A | Western Caro. | 52 | 63 | | | | | | 255 | A | Samford | 41 | 56 | | | |
| 174 | H | Col. of Charleston | 60 | 65 | | | | | | 56 | A | Chattanooga | 43 | 75 | | | |
| 103 | H | Appalachian St. | 54 | 67 | | | | | | | | | | | | | |

Non-Div I Games:

Ga. Southern

■ Loss,
 ■ Non-Conf,
 ■ S Site,
 ■ H Home
 ■ A Away
 N Neutral

| | | | | | | | | | | |
|-------------------|----------|-----------|----------------|------------|-------------|---------------|------|------|-------|-----------|
| Average RPI Win: | 291 | WON-LOST | WINNING | LAST 12 | STRENGTH OF | OPP. STRENGTH | TEAM | ADJ. | CONF. | ADJ CONF. |
| Average RPI Loss: | 194 | RECORD | PCT. RANK | GAMES | SCHEDULE | OF SCHEDULE | RPI | RPI | RPI | RPI |
| DIV. I ONLY | 9- 15 | 239 | 5- 7 | 336 | 330 | 314 | 314 | 27 | 27 | |
| DIV. I NON-CONF. | 4- 3 | 137 | 0- 0 | 343 | 342 | 275 | 275 | 28 | 28 | |
| TOTALS | RPI 1-25 | RPI 26-50 | W-L RECORDS | RPI 51-100 | RPI 101-150 | RPI 150+ | | | | |
| 9- 15 | 0- 0 | 0- 0 | OVERALL | 0- 2 | 2- 4 | 7- 9 | | | | |
| 5- 8 | 0- 0 | 0- 0 | HOME | 0- 2 | 2- 1 | 3- 5 | | | | |
| 4- 7 | 0- 0 | 0- 0 | AWAY | 0- 0 | 0- 3 | 4- 4 | | | | |
| 0- 0 | 0- 0 | 0- 0 | NEUTRAL | 0- 0 | 0- 0 | 0- 0 | | | | |
| 4- 3 | 0- 0 | 0- 0 | NON-CONFERENCE | 0- 1 | 0- 1 | 4- 1 | | | | |
| 2- 1 | 0- 0 | 0- 0 | HOME | 0- 1 | 0- 0 | 2- 0 | | | | |
| 2- 2 | 0- 0 | 0- 0 | AWAY | 0- 0 | 0- 1 | 2- 1 | | | | |
| 0- 0 | 0- 0 | 0- 0 | NEUTRAL | 0- 0 | 0- 0 | 0- 0 | | | | |
| 5- 12 | 0- 0 | 0- 0 | CONFERENCE | 0- 1 | 2- 3 | 3- 8 | | | | |
| 3- 7 | 0- 0 | 0- 0 | HOME | 0- 1 | 2- 1 | 1- 5 | | | | |
| 2- 5 | 0- 0 | 0- 0 | AWAY | 0- 0 | 0- 2 | 2- 3 | | | | |
| 0- 0 | 0- 0 | 0- 0 | NEUTRAL | 0- 0 | 0- 0 | 0- 0 | | | | |

| RPI 1-25 | | | | RPI 26-50 | | | | RPI 51-100 | | | | RPI 101+ | | | | Team's RPI: 314 | |
|---------------------------|---|----------|-------|-----------|---|----------------|-------|------------|---|----------|-------|----------------|-----|----------------|-----------------|-----------------|----|
| RPI | S | Opponent | Score | RPI | S | Opponent | Score | RPI | S | Opponent | Score | RPI | S | Opponent | Score | | |
| | | | | | | | | 67 | H | Liberty | 40 | 55 | 103 | A | Appalachian St. | 43 | 84 |
| | | | | | | | | 87 | H | Davidson | 56 | 59 | 115 | H | Winthrop | 55 | 60 |
| | | | | | | | | | | | | 143 | A | Presbyterian | 48 | 57 | |
| | | | | | | | | | | | | 143 | H | Presbyterian | 55 | 38 | |
| | | | | | | | | | | | | 147 | A | High Point | 42 | 64 | |
| | | | | | | | | | | | | 147 | H | High Point | 65 | 57 | |
| | | | | | | | | | | | | 173 | A | Campbell | 46 | 65 | |
| | | | | | | | | | | | | 173 | H | Campbell | 49 | 59 | |
| | | | | | | | | | | | | 210 | H | Radford | 69 | 72 | |
| | | | | | | | | | | | | 238 | A | Longwood | 75 | 87 | |
| | | | | | | | | | | | | 238 | H | Longwood | 62 | 70 | |
| | | | | | | | | | | | | 285 | A | Coastal Caro. | 67 | 70 | |
| | | | | | | | | | | | | 285 | H | Coastal Caro. | 62 | 65 | |
| | | | | | | | | | | | | 317 | A | UNC Greensboro | 49 | 55 | |
| | | | | | | | | | | | | 320 | A | Wofford | 62 | 57 | |
| | | | | | | | | | | | | 327 | A | Charleston So. | 59 | 55 | |
| | | | | | | | | | | | | 327 | H | Charleston So. | 48 | 55 | |
| | | | | | | | | | | | | 330 | H | Lipscomb | 64 | 40 | |
| | | | | | | | | | | | | 335 | A | Kennesaw St. | 68 | 59 | |
| | | | | | | | | | | | | 338 | H | N.C. Central | 54 | 32 | |
| | | | | | | | | | | | | 341 | A | UNC Asheville | 58 | 45 | |
| | | | | | | | | | | | | 341 | H | UNC Asheville | 73 | 47 | |
| LAST 12 Division I GAMES: | | | | | | | | | | | | | | | | | |
| | | | | 67 | H | Liberty | 40 | 55 | | 341 | H | UNC Asheville | 73 | 47 | | | |
| | | | | 147 | H | High Point | 65 | 57 | | 327 | A | Charleston So. | 59 | 55 | | | |
| | | | | 285 | A | Coastal Caro. | 67 | 70 | | 143 | A | Presbyterian | 48 | 57 | | | |
| | | | | 173 | A | Campbell | 46 | 65 | | 341 | A | UNC Asheville | 58 | 45 | | | |
| | | | | 327 | H | Charleston So. | 48 | 55 | | 115 | H | Winthrop | 55 | 60 | | | |
| | | | | 143 | H | Presbyterian | 55 | 38 | | 210 | H | Radford | 69 | 72 | | | |

Non-Div I Games: Tenn. Temple 86 34 Asbury 76 41 Montreat 84 50

Gardner-Webb

Loss, Non-Conf, S Site, H Home A Away N Neutral

| | | | | | | | | | |
|------------------------------|----------|-----------|----------------|-------------|---------------|----------|------|-------|-----------|
| Average RPI Win: 273 | WON-LOST | WINNING | LAST 12 | STRENGTH OF | OPP. STRENGTH | TEAM | ADJ. | CONF. | ADJ CONF. |
| Average RPI Loss: 141 | RECORD | PCT. RANK | GAMES | SCHEDULE | OF SCHEDULE | RPI | RPI | RPI | RPI |
| DIV. I ONLY | 8- 18 | 283 | 3- 9 | 164 | 193 | 271 | 271 | 14 | 14 |
| DIV. I NON-CONF. | 5- 6 | 190 | 0- 0 | 212 | 282 | 241 | 241 | 15 | 15 |
| TOTALS | RPI 1-25 | RPI 26-50 | W-L RECORDS | RPI 51-100 | RPI 101-150 | RPI 150+ | | | |
| 8- 18 | 0- 3 | 0- 0 | OVERALL | 0- 3 | 1- 6 | 7- 6 | | | |
| 5- 9 | 0- 1 | 0- 0 | HOME | 0- 2 | 1- 4 | 4- 2 | | | |
| 2- 9 | 0- 2 | 0- 0 | AWAY | 0- 1 | 0- 2 | 2- 4 | | | |
| 1- 0 | 0- 0 | 0- 0 | NEUTRAL | 0- 0 | 0- 0 | 1- 0 | | | |
| 5- 6 | 0- 1 | 0- 0 | NON-CONFERENCE | 0- 1 | 1- 1 | 4- 3 | | | |
| 4- 2 | 0- 0 | 0- 0 | HOME | 0- 1 | 1- 1 | 3- 0 | | | |
| 0- 4 | 0- 1 | 0- 0 | AWAY | 0- 0 | 0- 0 | 0- 3 | | | |
| 1- 0 | 0- 0 | 0- 0 | NEUTRAL | 0- 0 | 0- 0 | 1- 0 | | | |
| 3- 12 | 0- 2 | 0- 0 | CONFERENCE | 0- 2 | 0- 5 | 3- 3 | | | |
| 1- 7 | 0- 1 | 0- 0 | HOME | 0- 1 | 0- 3 | 1- 2 | | | |
| 2- 5 | 0- 1 | 0- 0 | AWAY | 0- 1 | 0- 2 | 2- 1 | | | |
| 0- 0 | 0- 0 | 0- 0 | NEUTRAL | 0- 0 | 0- 0 | 0- 0 | | | |

| RPI 1-25 | | | | RPI 26-50 | | | | RPI 51-100 | | | | RPI 101+ Team's RPI: 271 | | | |
|---------------------------|---|----------------|--------------|-----------|---|---------------|--------------|------------|---|---------------|--------------|--------------------------|---|-------------------|--------------|
| RPI | S | Opponent | Score | RPI | S | Opponent | Score | RPI | S | Opponent | Score | RPI | S | Opponent | Score |
| 10 | A | Maryland | 40 90 | | | | | 78 | H | East Carolina | 53 71 | 116 | A | Northeastern | 63 69 |
| 20 | A | Delaware | 27 62 | | | | | 82 | H | James Madison | 55 71 | 116 | H | Northeastern | 51 60 |
| 20 | H | Delaware | 55 69 | | | | | 92 | A | Drexel | 46 57 | 117 | H | Old Dominion | 39 53 |
| | | | | | | | | | | | | 132 | H | Akron | 49 65 |
| | | | | | | | | | | | | 133 | H | UAB | 58 55 |
| | | | | | | | | | | | | 141 | A | Hofstra | 67 72 |
| | | | | | | | | | | | | 141 | H | Hofstra | 53 67 |
| | | | | | | | | | | | | 160 | A | George Washington | 52 60 |
| | | | | | | | | | | | | 242 | A | Georgia St. | 51 67 |
| | | | | | | | | | | | | 242 | H | Georgia St. | 52 64 |
| | | | | | | | | | | | | 252 | A | New Mexico St. | 52 55 |
| | | | | | | | | | | | | 257 | N | Drake | 76 70 |
| | | | | | | | | | | | | 279 | A | Towson | 65 54 |
| | | | | | | | | | | | | 279 | H | Towson | 51 53 |
| | | | | | | | | | | | | 284 | H | William & Mary | 57 56 |
| | | | | | | | | | | | | 291 | H | Morgan St. | 65 54 |
| | | | | | | | | | | | | 294 | A | Oakland | 58 62 |
| | | | | | | | | | | | | 297 | A | UNC Wilmington | 62 52 |
| | | | | | | | | | | | | 308 | H | Ga. Southern | 54 53 |
| | | | | | | | | | | | | 334 | H | UMES | 64 38 |
| LAST 12 Division I GAMES: | | | | | | | | | | | | | | | |
| 242 | A | Georgia St. | 51 67 | 117 | H | Old Dominion | 39 53 | | | | | | | | |
| 92 | A | Drexel | 46 57 | 141 | A | Hofstra | 67 72 | | | | | | | | |
| 20 | H | Delaware | 55 69 | 242 | H | Georgia St. | 52 64 | | | | | | | | |
| 279 | H | Towson | 51 53 | 82 | H | James Madison | 55 71 | | | | | | | | |
| 297 | A | UNC Wilmington | 62 52 | 116 | H | Northeastern | 51 60 | | | | | | | | |
| 284 | H | William & Mary | 57 56 | 279 | A | Towson | 65 54 | | | | | | | | |

Non-Div I Games:

George Mason

■ Loss,
 ■ Non-Conf,
 ■ S Site,
 ■ H Home
 ■ A Away
 N Neutral

| | | | | | | | | | | |
|-------------------|----------|-----------|----------------|------------|-------------|---------------|------|------|-------|-----------|
| Average RPI Win: | 226 | WON-LOST | WINNING | LAST 12 | STRENGTH OF | OPP. STRENGTH | TEAM | ADJ. | CONF. | ADJ CONF. |
| Average RPI Loss: | 82 | RECORD | PCT. RANK | GAMES | SCHEDULE | OF SCHEDULE | RPI | RPI | RPI | RPI |
| DIV. I ONLY | 12- 14 | 176 | 6- 6 | 132 | 81 | 160 | 160 | 9 | 9 | |
| DIV. I NON-CONF. | 6- 8 | 206 | 0- 0 | 191 | 55 | 194 | 194 | 8 | 8 | |
| TOTALS | RPI 1-25 | RPI 26-50 | W-L RECORDS | RPI 51-100 | RPI 101-150 | RPI 150+ | | | | |
| 12- 14 | 0- 2 | 0- 4 | OVERALL | 1- 4 | 2- 3 | 9- 1 | | | | |
| 8- 4 | 0- 0 | 0- 3 | HOME | 1- 1 | 2- 0 | 5- 0 | | | | |
| 4- 10 | 0- 2 | 0- 1 | AWAY | 0- 3 | 0- 3 | 4- 1 | | | | |
| 0- 0 | 0- 0 | 0- 0 | NEUTRAL | 0- 0 | 0- 0 | 0- 0 | | | | |
| 6- 8 | 0- 1 | 0- 2 | NON-CONFERENCE | 0- 2 | 1- 3 | 5- 0 | | | | |
| 4- 2 | 0- 0 | 0- 1 | HOME | 0- 1 | 1- 0 | 3- 0 | | | | |
| 2- 6 | 0- 1 | 0- 1 | AWAY | 0- 1 | 0- 3 | 2- 0 | | | | |
| 0- 0 | 0- 0 | 0- 0 | NEUTRAL | 0- 0 | 0- 0 | 0- 0 | | | | |
| 6- 6 | 0- 1 | 0- 2 | CONFERENCE | 1- 2 | 1- 0 | 4- 1 | | | | |
| 4- 2 | 0- 0 | 0- 2 | HOME | 1- 0 | 1- 0 | 2- 0 | | | | |
| 2- 4 | 0- 1 | 0- 0 | AWAY | 0- 2 | 0- 0 | 2- 1 | | | | |
| 0- 0 | 0- 0 | 0- 0 | NEUTRAL | 0- 0 | 0- 0 | 0- 0 | | | | |

| RPI 1-25 | | | | RPI 26-50 | | | | RPI 51-100 | | | | RPI 101+ Team's RPI: 160 | | | |
|---------------------------|---|-----------------|-------|-----------|---|-----------------|-------|------------|---|---------------|-------|--------------------------|---|-----------------|-------|
| RPI | S | Opponent | Score | RPI | S | Opponent | Score | RPI | S | Opponent | Score | RPI | S | Opponent | Score |
| 8 | A | California | 43 70 | 34 | H | Duquesne | 59 63 | 53 | A | Charlotte | 56 68 | 107 | H | Butler | 77 60 |
| 13 | A | Dayton | 52 80 | 36 | A | St. Mary's (CA) | 49 79 | 64 | A | Rutgers | 52 56 | 123 | A | American | 54 57 |
| | | | | 46 | H | Saint Joseph's | 67 80 | 72 | A | Fordham | 56 66 | 124 | A | Virginia Tech | 31 50 |
| | | | | 50 | H | Georgetown | 54 70 | 90 | H | Auburn | 59 69 | 140 | A | N.C. A&T | 56 67 |
| | | | | | | | | 98 | H | Richmond | 57 54 | 150 | H | Howard | 61 60 |
| | | | | | | | | | | | | 195 | A | La Salle | 74 57 |
| | | | | | | | | | | | | 217 | H | St. Bonaventure | 57 52 |
| | | | | | | | | | | | | 229 | A | VCU | 79 68 |
| | | | | | | | | | | | | 262 | A | USC Upstate | 48 37 |
| | | | | | | | | | | | | 271 | H | George Mason | 60 52 |
| | | | | | | | | | | | | 284 | H | William & Mary | 58 51 |
| | | | | | | | | | | | | 291 | A | Morgan St. | 75 40 |
| | | | | | | | | | | | | 296 | A | Massachusetts | 58 62 |
| | | | | | | | | | | | | 301 | H | Rhode Island | 57 43 |
| | | | | | | | | | | | | 307 | H | Texas-Arlington | 80 47 |
| LAST 12 Division I GAMES: | | | | | | | | | | | | | | | |
| 217 | H | St. Bonaventure | 57 52 | 34 | H | Duquesne | 59 63 | 301 | H | Rhode Island | 57 43 | | | | |
| 53 | A | Charlotte | 56 68 | 13 | A | Dayton | 52 80 | 229 | A | VCU | 79 68 | | | | |
| 72 | A | Fordham | 56 66 | 46 | H | Saint Joseph's | 67 80 | 296 | A | Massachusetts | 58 62 | | | | |
| 107 | H | Butler | 77 60 | 98 | H | Richmond | 57 54 | | | | | | | | |
| 195 | A | La Salle | 74 57 | | | | | | | | | | | | |

Non-Div I Games:

George Washington

■ Loss,
 ■ Non-Conf,
 ■ S Site,
 ■ H Home
 ■ A Away
 N Neutral

Georgetown

Through Games Of Sunday, February 24, 2013

| | | | | | | | | | | |
|-------------------|----------|-----------|----------------|------------|-------------|---------------|------|------|-------|-----------|
| Average RPI Win: | 168 | WON-LOST | WINNING | LAST 12 | STRENGTH OF | OPP. STRENGTH | TEAM | ADJ. | CONF. | ADJ CONF. |
| Average RPI Loss: | 27 | RECORD | PCT. RANK | GAMES | SCHEDULE | OF SCHEDULE | RPI | RPI | RPI | RPI |
| DIV. I ONLY | 14- 12 | 139 | 4- 8 | 12 | 47 | 50 | 50 | 4 | 4 | |
| DIV. I NON-CONF. | 9- 4 | 75 | 0- 0 | 13 | 28 | 21 | 21 | 3 | 3 | |
| TOTALS | RPI 1-25 | RPI 26-50 | W-L RECORDS | RPI 51-100 | RPI 101-150 | RPI 150+ | | | | |
| 14- 12 | 1- 7 | 1- 3 | OVERALL | 0- 2 | 2- 0 | 10- 0 | | | | |
| 8- 4 | 0- 2 | 1- 1 | HOME | 0- 1 | 2- 0 | 5- 0 | | | | |
| 5- 8 | 1- 5 | 0- 2 | AWAY | 0- 1 | 0- 0 | 4- 0 | | | | |
| 1- 0 | 0- 0 | 0- 0 | NEUTRAL | 0- 0 | 0- 0 | 1- 0 | | | | |
| 9- 4 | 1- 3 | 1- 0 | NON-CONFERENCE | 0- 1 | 2- 0 | 5- 0 | | | | |
| 5- 1 | 0- 0 | 1- 0 | HOME | 0- 1 | 2- 0 | 2- 0 | | | | |
| 3- 3 | 1- 3 | 0- 0 | AWAY | 0- 0 | 0- 0 | 2- 0 | | | | |
| 1- 0 | 0- 0 | 0- 0 | NEUTRAL | 0- 0 | 0- 0 | 1- 0 | | | | |
| 5- 8 | 0- 4 | 0- 3 | CONFERENCE | 0- 1 | 0- 0 | 5- 0 | | | | |
| 3- 3 | 0- 2 | 0- 1 | HOME | 0- 0 | 0- 0 | 3- 0 | | | | |
| 2- 5 | 0- 2 | 0- 2 | AWAY | 0- 1 | 0- 0 | 2- 0 | | | | |
| 0- 0 | 0- 0 | 0- 0 | NEUTRAL | 0- 0 | 0- 0 | 0- 0 | | | | |

| RPI 1-25 | | | | RPI 26-50 | | | | Team's RPI: 50 | RPI 51-100 | | | | RPI 101+ | | | |
|---------------------------|---|-----------------|-------|-----------|---|-----------------|-------|----------------|------------|---|------------------|-------|----------|---|-------------------|-------|
| RPI | S | Opponent | Score | RPI | S | Opponent | Score | | RPI | S | Opponent | Score | RPI | S | Opponent | Score |
| 2 | H | Connecticut | 48 75 | 37 | A | Syracuse | 56 86 | | 64 | A | Rutgers | 47 55 | 106 | H | Sacred Heart | 90 63 |
| 4 | A | Notre Dame | 64 79 | 37 | H | Syracuse | 60 69 | | 65 | H | South Dakota St. | 58 64 | 126 | H | Temple | 66 58 |
| 5 | A | Penn St. | 74 97 | 40 | A | St. John's (NY) | 72 76 | | | | | | 160 | A | George Washington | 70 54 |
| 8 | A | California | 56 72 | 41 | H | LSU | 71 69 | | | | | | 169 | H | Cincinnati | 54 52 |
| 18 | A | North Carolina | 48 63 | | | | | | | | | | 182 | H | Yale | 90 67 |
| 20 | A | Delaware | 62 56 | | | | | | | | | | 190 | A | Monmouth | 61 48 |
| 21 | A | Louisville | 60 74 | | | | | | | | | | 192 | A | Providence | 79 64 |
| 22 | H | Villanova | 44 57 | | | | | | | | | | 195 | H | La Salle | 69 61 |
| | | | | | | | | | | | | | 206 | H | Seton Hall | 70 50 |
| | | | | | | | | | | | | | 235 | A | Pittsburgh | 72 70 |
| | | | | | | | | | | | | | 235 | H | Pittsburgh | 69 57 |
| | | | | | | | | | | | | | 289 | N | Cal St. Fullerton | 53 51 |
| LAST 12 Division I GAMES: | | | | | | | | | | | | | | | | |
| 235 | A | Pittsburgh | 72 70 | 235 | H | Pittsburgh | 69 57 | | | | | | | | | |
| 22 | H | Villanova | 44 57 | 64 | A | Rutgers | 47 55 | | | | | | | | | |
| 37 | H | Syracuse | 60 69 | 206 | H | Seton Hall | 70 50 | | | | | | | | | |
| 40 | A | St. John's (NY) | 72 76 | 4 | A | Notre Dame | 64 79 | | | | | | | | | |
| 21 | A | Louisville | 60 74 | 37 | A | Syracuse | 56 86 | | | | | | | | | |
| 169 | H | Cincinnati | 54 52 | 2 | H | Connecticut | 48 75 | | | | | | | | | |

Non-Div I Games:

Georgetown

■ Loss,
■ Non-Conf, S Site,
■ Home
■ Away
N Neutral

Georgia

Through Games Of Sunday, February 24, 2013

| | | | | | | | | | |
|-----------------------------|----------|-----------|----------------|-------------|---------------|----------|------|-------|-----------|
| Average RPI Win: 139 | WON-LOST | WINNING | LAST 12 | STRENGTH OF | OPP. STRENGTH | TEAM | ADJ. | CONF. | ADJ CONF. |
| Average RPI Loss: 29 | RECORD | PCT. RANK | GAMES | SCHEDULE | OF SCHEDULE | RPI | RPI | RPI | RPI |
| DIV. I ONLY | 23- 4 | 16 | 10- 2 | 57 | 49 | 14 | 14 | 3 | 3 |
| DIV. I NON-CONF. | 12- 1 | 4 | 0- 0 | 202 | 100 | 35 | 35 | 6 | 6 |
| TOTALS | RPI 1-25 | RPI 26-50 | W-L RECORDS | RPI 51-100 | RPI 101-150 | RPI 150+ | | | |
| 23- 4 | 2- 2 | 0- 1 | OVERALL | 7- 1 | 4- 0 | 10- 0 | | | |
| 14- 1 | 1- 1 | 0- 0 | HOME | 4- 0 | 4- 0 | 5- 0 | | | |
| 8- 3 | 1- 1 | 0- 1 | AWAY | 3- 1 | 0- 0 | 4- 0 | | | |
| 1- 0 | 0- 0 | 0- 0 | NEUTRAL | 0- 0 | 0- 0 | 1- 0 | | | |
| 12- 1 | 0- 0 | 0- 0 | NON-CONFERENCE | 2- 1 | 3- 0 | 7- 0 | | | |
| 8- 0 | 0- 0 | 0- 0 | HOME | 1- 0 | 3- 0 | 4- 0 | | | |
| 3- 1 | 0- 0 | 0- 0 | AWAY | 1- 1 | 0- 0 | 2- 0 | | | |
| 1- 0 | 0- 0 | 0- 0 | NEUTRAL | 0- 0 | 0- 0 | 1- 0 | | | |
| 11- 3 | 2- 2 | 0- 1 | CONFERENCE | 5- 0 | 1- 0 | 3- 0 | | | |
| 6- 1 | 1- 1 | 0- 0 | HOME | 3- 0 | 1- 0 | 1- 0 | | | |
| 5- 2 | 1- 1 | 0- 1 | AWAY | 2- 0 | 0- 0 | 2- 0 | | | |
| 0- 0 | 0- 0 | 0- 0 | NEUTRAL | 0- 0 | 0- 0 | 0- 0 | | | |

| RPI | S | Opponent | Score | RPI | S | Opponent | Score | RPI | S | Opponent | Score | RPI | S | Opponent | Score |
|---------------------------|---|----------------|-------|-----|---|----------------|-------|-----|---|--------------|-------|-----|---|--------------------|-------|
| 7 | A | Tennessee | 66 79 | 41 | A | LSU | 54 62 | 55 | A | Illinois | 59 70 | 105 | H | Missouri | 77 46 |
| 9 | A | Kentucky | 75 71 | | | | | 62 | A | Arkansas | 57 53 | 121 | H | South Carolina St. | 62 46 |
| 11 | H | South Carolina | 42 40 | | | | | 62 | H | Arkansas | 66 34 | 136 | H | Mercer | 80 38 |
| 12 | H | Texas A&M | 46 64 | | | | | 64 | H | Rutgers | 57 51 | 143 | H | Presbyterian | 66 38 |
| | | | | | | | | 69 | A | Florida | 62 57 | 165 | A | Alabama | 95 83 |
| | | | | | | | | 69 | H | Florida | 69 52 | 165 | H | Alabama | 65 59 |
| | | | | | | | | 76 | A | Georgia Tech | 60 50 | 171 | A | TCU | 72 59 |
| | | | | | | | | 90 | H | Auburn | 61 58 | 187 | H | Belmont | 70 38 |
| | | | | | | | | | | | | 194 | A | New Mexico | 72 42 |
| | | | | | | | | | | | | 199 | H | Furman | 83 47 |
| | | | | | | | | | | | | 217 | N | St. Bonaventure | 84 48 |
| | | | | | | | | | | | | 236 | A | Ole Miss | 73 54 |
| | | | | | | | | | | | | 315 | H | Savannah St. | 94 57 |
| | | | | | | | | | | | | 330 | H | Lipscomb | 93 42 |
| LAST 12 Division I GAMES: | | | | | | | | | | | | | | | |
| 236 | A | Ole Miss | 73 54 | 165 | H | Alabama | 65 59 | | | | | | | | |
| 62 | H | Arkansas | 66 34 | 69 | H | Florida | 69 52 | | | | | | | | |
| 69 | A | Florida | 62 57 | 12 | H | Texas A&M | 46 64 | | | | | | | | |
| 41 | A | LSU | 54 62 | 62 | A | Arkansas | 57 53 | | | | | | | | |
| 90 | H | Auburn | 61 58 | 11 | H | South Carolina | 42 40 | | | | | | | | |
| 9 | A | Kentucky | 75 71 | 165 | A | Alabama | 95 83 | | | | | | | | |

Non-Div I Games:

Georgia

■ Loss,
 ■ Non-Conf, S Site,
 ■ Home
 ■ Away
 N Neutral

| Average RPI Win: | 281 | WON-LOST | WINNING | LAST 12 | STRENGTH OF | OPP. STRENGTH | TEAM | ADJ. | CONF. | ADJ CONF. |
|-------------------|----------|-----------|----------------|------------|-------------|---------------|------|------|-------|-----------|
| Average RPI Loss: | 118 | RECORD | PCT. RANK | GAMES | SCHEDULE | OF SCHEDULE | RPI | RPI | RPI | RPI |
| DIV. I ONLY | 13- 13 | 158 | 4- 8 | 271 | 205 | 242 | 242 | 14 | 14 | |
| DIV. I NON-CONF. | 8- 3 | 61 | 0- 0 | 310 | 320 | 187 | 187 | 15 | 15 | |
| TOTALS | RPI 1-25 | RPI 26-50 | W-L RECORDS | RPI 51-100 | RPI 101-150 | RPI 150+ | | | | |
| 13- 13 | 0- 1 | 0- 1 | OVERALL | 0- 3 | 1- 6 | 12- 2 | | | | |
| 10- 6 | 0- 1 | 0- 1 | HOME | 0- 1 | 0- 3 | 10- 0 | | | | |
| 3- 7 | 0- 0 | 0- 0 | AWAY | 0- 2 | 1- 3 | 2- 2 | | | | |
| 0- 0 | 0- 0 | 0- 0 | NEUTRAL | 0- 0 | 0- 0 | 0- 0 | | | | |
| 8- 3 | 0- 0 | 0- 1 | NON-CONFERENCE | 0- 1 | 1- 0 | 7- 1 | | | | |
| 7- 1 | 0- 0 | 0- 1 | HOME | 0- 0 | 0- 0 | 7- 0 | | | | |
| 1- 2 | 0- 0 | 0- 0 | AWAY | 0- 1 | 1- 0 | 0- 1 | | | | |
| 0- 0 | 0- 0 | 0- 0 | NEUTRAL | 0- 0 | 0- 0 | 0- 0 | | | | |
| 5- 10 | 0- 1 | 0- 0 | CONFERENCE | 0- 2 | 0- 6 | 5- 1 | | | | |
| 3- 5 | 0- 1 | 0- 0 | HOME | 0- 1 | 0- 3 | 3- 0 | | | | |
| 2- 5 | 0- 0 | 0- 0 | AWAY | 0- 1 | 0- 3 | 2- 1 | | | | |
| 0- 0 | 0- 0 | 0- 0 | NEUTRAL | 0- 0 | 0- 0 | 0- 0 | | | | |

| RPI | S | Opponent | Score | RPI | S | Opponent | Score | RPI | S | Opponent | Score | RPI | S | Opponent | Score | Team's RPI: 242 |
|---------------------------|---|----------------|-------|-----|---|---------------|-------|-----|---|---------------|-------|-----|---|------------------|-------|-----------------|
| 20 | H | Delaware | 38 70 | 43 | H | Toledo | 43 46 | 69 | A | Florida | 65 84 | 116 | A | Northeastern | 50 65 | |
| | | | | | | | | 82 | H | James Madison | 49 65 | 116 | H | Northeastern | 55 68 | |
| | | | | | | | | 92 | A | Drexel | 55 79 | 117 | A | Old Dominion | 45 68 | |
| | | | | | | | | | | | | 117 | H | Old Dominion | 66 72 | |
| | | | | | | | | | | | | 141 | A | Hofstra | 63 64 | |
| | | | | | | | | | | | | 141 | H | Hofstra | 59 72 | |
| | | | | | | | | | | | | 146 | A | UCF | 64 50 | |
| | | | | | | | | | | | | 187 | A | Belmont | 62 85 | |
| | | | | | | | | | | | | 227 | H | Mississippi Val. | 76 60 | |
| | | | | | | | | | | | | 271 | A | George Mason | 64 52 | |
| | | | | | | | | | | | | 271 | H | George Mason | 67 51 | |
| | | | | | | | | | | | | 279 | A | Towson | 56 49 | |
| | | | | | | | | | | | | 279 | H | Towson | 66 44 | |
| | | | | | | | | | | | | 284 | H | William & Mary | 57 52 | |
| | | | | | | | | | | | | 288 | H | Florida A&M | 77 58 | |
| | | | | | | | | | | | | 297 | A | UNC Wilmington | 83 84 | |
| | | | | | | | | | | | | 303 | H | Morehead St. | 61 47 | |
| | | | | | | | | | | | | 308 | H | Ga. Southern | 73 48 | |
| | | | | | | | | | | | | 316 | H | Western Caro. | 64 45 | |
| | | | | | | | | | | | | 335 | H | Kennesaw St. | 63 42 | |
| | | | | | | | | | | | | 343 | H | Jacksonville St. | 79 50 | |
| LAST 12 Division I GAMES: | | | | | | | | | | | | | | | | |
| 271 | H | George Mason | 67 51 | 92 | A | Drexel | 55 79 | | | | | | | | | |
| 116 | A | Northeastern | 50 65 | 20 | H | Delaware | 38 70 | | | | | | | | | |
| 297 | A | UNC Wilmington | 83 84 | 271 | A | George Mason | 64 52 | | | | | | | | | |
| 279 | H | Towson | 66 44 | 117 | A | Old Dominion | 45 68 | | | | | | | | | |
| 141 | H | Hofstra | 59 72 | 82 | H | James Madison | 49 65 | | | | | | | | | |
| 284 | H | William & Mary | 57 52 | 116 | H | Northeastern | 55 68 | | | | | | | | | |

Non-Div I Games:

Georgia St.

| | | | | | | | | | | |
|-------------------|----------|-----------|----------------|------------|-------------|---------------|------|------|-------|-----------|
| Average RPI Win: | 148 | WON-LOST | WINNING | LAST 12 | STRENGTH OF | OPP. STRENGTH | TEAM | ADJ. | CONF. | ADJ CONF. |
| Average RPI Loss: | 39 | RECORD | PCT. RANK | GAMES | SCHEDULE | OF SCHEDULE | RPI | RPI | RPI | RPI |
| DIV. I ONLY | 13- 14 | 166 | 5- 7 | 13 | 53 | 76 | 76 | 5 | 5 | |
| DIV. I NON-CONF. | 7- 4 | 103 | 0- 0 | 21 | 90 | 62 | 62 | 4 | 4 | |
| TOTALS | RPI 1-25 | RPI 26-50 | W-L RECORDS | RPI 51-100 | RPI 101-150 | RPI 150+ | | | | |
| 13- 14 | 0- 9 | 1- 1 | OVERALL | 4- 2 | 2- 2 | 6- 0 | | | | |
| 6- 8 | 0- 5 | 0- 0 | HOME | 3- 1 | 0- 2 | 3- 0 | | | | |
| 5- 5 | 0- 4 | 0- 0 | AWAY | 1- 1 | 2- 0 | 2- 0 | | | | |
| 2- 1 | 0- 0 | 1- 1 | NEUTRAL | 0- 0 | 0- 0 | 1- 0 | | | | |
| 7- 4 | 0- 3 | 1- 1 | NON-CONFERENCE | 2- 0 | 1- 0 | 3- 0 | | | | |
| 4- 2 | 0- 2 | 0- 0 | HOME | 2- 0 | 0- 0 | 2- 0 | | | | |
| 1- 1 | 0- 1 | 0- 0 | AWAY | 0- 0 | 1- 0 | 0- 0 | | | | |
| 2- 1 | 0- 0 | 1- 1 | NEUTRAL | 0- 0 | 0- 0 | 1- 0 | | | | |
| 6- 10 | 0- 6 | 0- 0 | CONFERENCE | 2- 2 | 1- 2 | 3- 0 | | | | |
| 2- 6 | 0- 3 | 0- 0 | HOME | 1- 1 | 0- 2 | 1- 0 | | | | |
| 4- 4 | 0- 3 | 0- 0 | AWAY | 1- 1 | 1- 0 | 2- 0 | | | | |
| 0- 0 | 0- 0 | 0- 0 | NEUTRAL | 0- 0 | 0- 0 | 0- 0 | | | | |

| RPI 1-25 | | | | RPI 26-50 | | | | RPI 51-100 | | | | RPI 101+ | | | |
|---------------------------|---|--------------------|-------|-----------|---|--------------------|-------|------------|---|------------|-------|----------|---|--------------------|-------|
| RPI | S | Opponent | Score | RPI | S | Opponent | Score | RPI | S | Opponent | Score | RPI | S | Opponent | Score |
| 6 | A | Duke | 52 85 | 37 | N | Syracuse | 72 75 | 54 | A | Miami (FL) | 65 71 | 104 | A | FIU | 65 63 |
| 7 | H | Tennessee | 54 71 | 44 | N | Quinnipiac | 74 57 | 54 | H | Miami (FL) | 68 64 | 120 | A | North Carolina St. | 79 70 |
| 10 | H | Maryland | 57 66 | | | | | 61 | H | Marquette | 76 72 | 120 | H | North Carolina St. | 66 78 |
| 14 | H | Georgia | 50 60 | | | | | 72 | H | Washington | 52 44 | 124 | H | Virginia Tech | 61 63 |
| 16 | A | Purdue | 73 85 | | | | | 77 | A | Virginia | 65 62 | 166 | A | Clemson | 81 59 |
| 18 | A | North Carolina | 58 79 | | | | | 77 | H | Virginia | 51 62 | 168 | A | Wake Forest | 82 64 |
| 18 | H | North Carolina | 58 60 | | | | | | | | | 168 | H | Wake Forest | 89 82 |
| 23 | A | Florida St. | 71 76 | | | | | | | | | 222 | N | Milwaukee | 66 57 |
| 23 | H | Florida St. | 78 85 | | | | | | | | | 335 | H | Kennesaw St. | 80 51 |
| | | | | | | | | | | | | 339 | H | Alcorn | 76 49 |
| LAST 12 Division I GAMES: | | | | | | | | | | | | | | | |
| 54 | H | Miami (FL) | 68 64 | 168 | H | Wake Forest | 89 82 | | | | | | | | |
| 168 | A | Wake Forest | 82 64 | 120 | H | North Carolina St. | 66 78 | | | | | | | | |
| 120 | A | North Carolina St. | 79 70 | 23 | A | Florida St. | 71 76 | | | | | | | | |
| 18 | H | North Carolina | 58 60 | 10 | H | Maryland | 57 66 | | | | | | | | |
| 124 | H | Virginia Tech | 61 63 | 54 | A | Miami (FL) | 65 71 | | | | | | | | |
| 77 | A | Virginia | 65 62 | 18 | A | North Carolina | 58 79 | | | | | | | | |

Non-Div I Games:

Georgia Tech

Gonzaga

Through Games Of Sunday, February 24, 2013

| | | | | | | | | | |
|-----------------------------|----------|-----------|----------------|-------------|---------------|----------|------|-------|-----------|
| Average RPI Win: 158 | WON-LOST | WINNING | LAST 12 | STRENGTH OF | OPP. STRENGTH | TEAM | ADJ. | CONF. | ADJ CONF. |
| Average RPI Loss: 63 | RECORD | PCT. RANK | GAMES | SCHEDULE | OF SCHEDULE | RPI | RPI | RPI | RPI |
| DIV. I ONLY | 24- 5 | 20 | 12- 0 | 120 | 72 | 45 | 45 | 7 | 7 |
| DIV. I NON-CONF. | 10- 4 | 70 | 0- 0 | 138 | 32 | 85 | 85 | 7 | 7 |
| TOTALS | RPI 1-25 | RPI 26-50 | W-L RECORDS | RPI 51-100 | RPI 101-150 | RPI 150+ | | | |
| 24- 5 | 0- 2 | 1- 1 | OVERALL | 5- 1 | 5- 0 | 13- 1 | | | |
| 12- 3 | 0- 1 | 1- 0 | HOME | 3- 1 | 2- 0 | 6- 1 | | | |
| 10- 1 | 0- 0 | 0- 1 | AWAY | 2- 0 | 2- 0 | 6- 0 | | | |
| 2- 1 | 0- 1 | 0- 0 | NEUTRAL | 0- 0 | 1- 0 | 1- 0 | | | |
| 10- 4 | 0- 2 | 0- 0 | NON-CONFERENCE | 1- 1 | 3- 0 | 6- 1 | | | |
| 5- 3 | 0- 1 | 0- 0 | HOME | 1- 1 | 1- 0 | 3- 1 | | | |
| 3- 0 | 0- 0 | 0- 0 | AWAY | 0- 0 | 1- 0 | 2- 0 | | | |
| 2- 1 | 0- 1 | 0- 0 | NEUTRAL | 0- 0 | 1- 0 | 1- 0 | | | |
| 14- 1 | 0- 0 | 1- 1 | CONFERENCE | 4- 0 | 2- 0 | 7- 0 | | | |
| 7- 0 | 0- 0 | 1- 0 | HOME | 2- 0 | 1- 0 | 3- 0 | | | |
| 7- 1 | 0- 0 | 0- 1 | AWAY | 2- 0 | 1- 0 | 4- 0 | | | |
| 0- 0 | 0- 0 | 0- 0 | NEUTRAL | 0- 0 | 0- 0 | 0- 0 | | | |

| RPI 1-25 | | | | RPI 26-50 | | | | Team's RPI: 45 | | RPI 51-100 | | | | RPI 101+ | | | |
|---------------------------|---|------------|-------|-----------|---|------------------|--------|----------------|--|------------|---|------------------|-------|----------|---|---------------------|--------|
| RPI | S | Opponent | Score | RPI | S | Opponent | Score | | | RPI | S | Opponent | Score | RPI | S | Opponent | Score |
| 3 | H | Stanford | 41 69 | 36 | A | St. Mary's (CA) | 51 54 | | | 66 | A | BYU | 66 55 | 113 | H | Wisconsin | 62 53 |
| 21 | N | Louisville | 42 55 | 36 | H | St. Mary's (CA) | 69 54 | | | 66 | H | BYU | 74 59 | 115 | N | Winthrop | 80 66 |
| | | | | | | | | | | 80 | A | San Diego | 62 50 | 119 | A | Southern California | 63 52 |
| | | | | | | | | | | 80 | H | San Diego | 77 57 | 137 | A | Santa Clara | 70 55 |
| | | | | | | | | | | 86 | H | Ohio St. | 60 65 | 137 | H | Santa Clara | 79 50 |
| | | | | | | | | | | 99 | H | Eastern Wash. | 65 50 | 151 | N | Missouri St. | 80 66 |
| | | | | | | | | | | | | | | 167 | H | Washington St. | 51 57 |
| | | | | | | | | | | | | | | 170 | H | Idaho | 97 62 |
| | | | | | | | | | | | | | | 189 | A | San Francisco | 84 46 |
| | | | | | | | | | | | | | | 189 | H | San Francisco | 101 65 |
| | | | | | | | | | | | | | | 190 | H | Monmouth | 77 51 |
| | | | | | | | | | | | | | | 197 | A | Loyola Marymount | 70 56 |
| | | | | | | | | | | | | | | 197 | H | Loyola Marymount | 79 57 |
| | | | | | | | | | | | | | | 209 | A | Portland St. | 54 40 |
| | | | | | | | | | | | | | | 215 | A | UC Riverside | 60 53 |
| | | | | | | | | | | | | | | 224 | A | Portland | 82 51 |
| | | | | | | | | | | | | | | 263 | A | Pepperdine | 80 46 |
| | | | | | | | | | | | | | | 263 | H | Pepperdine | 81 52 |
| | | | | | | | | | | | | | | 289 | H | Cal St. Fullerton | 83 44 |
| LAST 12 Division I GAMES: | | | | | | | | | | | | | | | | | |
| | | | | 66 | A | BYU | 66 55 | | | 263 | H | Pepperdine | 81 52 | | | | |
| | | | | 137 | A | Santa Clara | 70 55 | | | 197 | H | Loyola Marymount | 79 57 | | | | |
| | | | | 189 | H | San Francisco | 101 65 | | | 263 | A | Pepperdine | 80 46 | | | | |
| | | | | 36 | H | St. Mary's (CA) | 69 54 | | | 80 | A | San Diego | 62 50 | | | | |
| | | | | 197 | A | Loyola Marymount | 70 56 | | | 66 | H | BYU | 74 59 | | | | |
| | | | | 189 | A | San Francisco | 84 46 | | | 224 | A | Portland | 82 51 | | | | |

Non-Div I Games:

Gonzaga

■ Loss,
 ■ Non-Conf, S Site,
 ■ Home
 ■ Away
 N Neutral

| | | | | | | | | | |
|------------------------------|----------|-----------|----------------|-------------|---------------|----------|------|-------|-----------|
| Average RPI Win: 309 | WON-LOST | WINNING | LAST 12 | STRENGTH OF | OPP. STRENGTH | TEAM | ADJ. | CONF. | ADJ CONF. |
| Average RPI Loss: 174 | RECORD | PCT. RANK | GAMES | SCHEDULE | OF SCHEDULE | RPI | RPI | RPI | RPI |
| DIV. I ONLY | 6- 21 | 317 | 4- 8 | 272 | 313 | 319 | 319 | 32 | 32 |
| DIV. I NON-CONF. | 2- 10 | 311 | 1- 0 | 63 | 54 | 250 | 250 | 31 | 31 |
| TOTALS | RPI 1-25 | RPI 26-50 | W-L RECORDS | RPI 51-100 | RPI 101-150 | RPI 150+ | | | |
| 6- 21 | 0- 2 | 0- 2 | OVERALL | 0- 3 | 0- 3 | 6- 11 | | | |
| 4- 6 | 0- 0 | 0- 0 | HOME | 0- 0 | 0- 1 | 4- 5 | | | |
| 2- 14 | 0- 2 | 0- 2 | AWAY | 0- 3 | 0- 1 | 2- 6 | | | |
| 0- 1 | 0- 0 | 0- 0 | NEUTRAL | 0- 0 | 0- 1 | 0- 0 | | | |
| 2- 10 | 0- 2 | 0- 2 | NON-CONFERENCE | 0- 3 | 0- 3 | 2- 0 | | | |
| 2- 1 | 0- 0 | 0- 0 | HOME | 0- 0 | 0- 1 | 2- 0 | | | |
| 0- 8 | 0- 2 | 0- 2 | AWAY | 0- 3 | 0- 1 | 0- 0 | | | |
| 0- 1 | 0- 0 | 0- 0 | NEUTRAL | 0- 0 | 0- 1 | 0- 0 | | | |
| 4- 11 | 0- 0 | 0- 0 | CONFERENCE | 0- 0 | 0- 0 | 4- 11 | | | |
| 2- 5 | 0- 0 | 0- 0 | HOME | 0- 0 | 0- 0 | 2- 5 | | | |
| 2- 6 | 0- 0 | 0- 0 | AWAY | 0- 0 | 0- 0 | 2- 6 | | | |
| 0- 0 | 0- 0 | 0- 0 | NEUTRAL | 0- 0 | 0- 0 | 0- 0 | | | |

| RPI 1-25 | | | | RPI 26-50 | | | | RPI 51-100 | | | | RPI 101+ Team's RPI: 319 | | | |
|---------------------------|---|-----------------|--------------|-----------|---|------------------|---------------|------------|---|-----------------|--------------|--------------------------|---|-------------------|--------------|
| RPI | S | Opponent | Score | RPI | S | Opponent | Score | RPI | S | Opponent | Score | RPI | S | Opponent | Score |
| 15 | A | Nebraska | 39 84 | 41 | A | LSU | 59 90 | 67 | A | Liberty | 50 81 | 110 | A | Memphis | 42 92 |
| 23 | A | Florida St. | 60 96 | 49 | A | Kansas | 47 101 | 79 | A | Wichita St. | 44 62 | 125 | N | Sam Houston St. | 55 73 |
| | | | | | | | | 97 | A | Fresno St. | 52 64 | 148 | H | Tulsa | 62 75 |
| | | | | | | | | | | | | 157 | A | Texas Southern | 64 91 |
| | | | | | | | | | | | | 157 | H | Texas Southern | 58 59 |
| | | | | | | | | | | | | 204 | H | Stephen F. Austin | 64 63 |
| | | | | | | | | | | | | 227 | H | Mississippi Val. | 48 50 |
| | | | | | | | | | | | | 241 | A | Prairie View | 59 78 |
| | | | | | | | | | | | | 241 | H | Prairie View | 49 83 |
| | | | | | | | | | | | | 295 | A | Southern U. | 81 83 |
| | | | | | | | | | | | | 295 | H | Southern U. | 92 76 |
| | | | | | | | | | | | | 299 | A | Alabama A&M | 56 78 |
| | | | | | | | | | | | | 310 | A | Jackson St. | 67 71 |
| | | | | | | | | | | | | 310 | H | Jackson St. | 54 61 |
| | | | | | | | | | | | | 325 | A | Alabama St. | 60 68 |
| | | | | | | | | | | | | 336 | A | Ark.-Pine Bluff | 62 60 |
| | | | | | | | | | | | | 336 | H | Ark.-Pine Bluff | 67 62 |
| | | | | | | | | | | | | 339 | A | Alcorn | 57 46 |
| | | | | | | | | | | | | 339 | H | Alcorn | 58 71 |
| | | | | | | | | | | | | 345 | H | New Orleans | 76 44 |
| LAST 12 Division I GAMES: | | | | | | | | | | | | | | | |
| 336 | A | Ark.-Pine Bluff | 62 60 | 227 | H | Mississippi Val. | 48 50 | 336 | H | Ark.-Pine Bluff | 67 62 | | | | |
| 310 | A | Jackson St. | 67 71 | 345 | H | New Orleans | 76 44 | 310 | H | Jackson St. | 54 61 | | | | |
| 157 | H | Texas Southern | 58 59 | 157 | A | Texas Southern | 64 91 | 241 | A | Prairie View | 59 78 | | | | |
| 241 | H | Prairie View | 49 83 | | | | | | | | | | | | |
| 339 | A | Alcorn | 57 46 | | | | | | | | | | | | |
| 295 | A | Southern U. | 81 83 | | | | | | | | | | | | |

Non-Div I Games:

Grambling

■ Loss,
 ■ Non-Conf,
 ■ S Site,
 ■ Home
 ■ A Away
 N Neutral

| | | | | | | | | | | |
|-------------------|----------|-----------|----------------|------------|-------------|---------------|------|------|-------|-----------|
| Average RPI Win: | 163 | WON-LOST | WINNING | LAST 12 | STRENGTH OF | OPP. STRENGTH | TEAM | ADJ. | CONF. | ADJ CONF. |
| Average RPI Loss: | 71 | RECORD | PCT. RANK | GAMES | SCHEDULE | OF SCHEDULE | RPI | RPI | RPI | RPI |
| DIV. I ONLY | 21- 2 | 10 | 12- 0 | 147 | 86 | 26 | 26 | 12 | 12 | |
| DIV. I NON-CONF. | 9- 2 | 34 | 0- 0 | 112 | 11 | 26 | 26 | 12 | 12 | |
| TOTALS | RPI 1-25 | RPI 26-50 | W-L RECORDS | RPI 51-100 | RPI 101-150 | RPI 150+ | | | | |
| 21- 2 | 0- 0 | 0- 0 | OVERALL | 6- 2 | 3- 0 | 12- 0 | | | | |
| 11- 0 | 0- 0 | 0- 0 | HOME | 2- 0 | 2- 0 | 7- 0 | | | | |
| 8- 1 | 0- 0 | 0- 0 | AWAY | 3- 1 | 0- 0 | 5- 0 | | | | |
| 2- 1 | 0- 0 | 0- 0 | NEUTRAL | 1- 1 | 1- 0 | 0- 0 | | | | |
| 9- 2 | 0- 0 | 0- 0 | NON-CONFERENCE | 4- 2 | 2- 0 | 3- 0 | | | | |
| 4- 0 | 0- 0 | 0- 0 | HOME | 1- 0 | 1- 0 | 2- 0 | | | | |
| 3- 1 | 0- 0 | 0- 0 | AWAY | 2- 1 | 0- 0 | 1- 0 | | | | |
| 2- 1 | 0- 0 | 0- 0 | NEUTRAL | 1- 1 | 1- 0 | 0- 0 | | | | |
| 12- 0 | 0- 0 | 0- 0 | CONFERENCE | 2- 0 | 1- 0 | 9- 0 | | | | |
| 7- 0 | 0- 0 | 0- 0 | HOME | 1- 0 | 1- 0 | 5- 0 | | | | |
| 5- 0 | 0- 0 | 0- 0 | AWAY | 1- 0 | 0- 0 | 4- 0 | | | | |
| 0- 0 | 0- 0 | 0- 0 | NEUTRAL | 0- 0 | 0- 0 | 0- 0 | | | | |

| RPI 1-25 | | | | RPI 26-50 | | | | Team's RPI: 26 | | | | RPI 51-100 | | | | RPI 101+ | | | |
|---------------------------|---|----------|-------|-----------|---|----------------|-------|----------------|---|----------------|-------|------------|---|------------------|-------|----------|---|----------|-------|
| RPI | S | Opponent | Score | RPI | S | Opponent | Score | RPI | S | Opponent | Score | RPI | S | Opponent | Score | RPI | S | Opponent | Score |
| | | | | | | | | 60 | A | Central Mich. | 50 54 | 105 | N | Missouri | 55 33 | | | | |
| | | | | | | | | 60 | H | Central Mich. | 75 48 | 113 | H | Wisconsin | 53 38 | | | | |
| | | | | | | | | 61 | A | Marquette | 55 46 | 118 | H | Detroit | 62 31 | | | | |
| | | | | | | | | 63 | A | Youngstown St. | 59 41 | 152 | A | UNI | 54 53 | | | | |
| | | | | | | | | 63 | H | Youngstown St. | 60 46 | 207 | A | Wright St. | 70 48 | | | | |
| | | | | | | | | 79 | A | Wichita St. | 63 42 | 207 | H | Wright St. | 71 44 | | | | |
| | | | | | | | | 82 | N | James Madison | 86 89 | 217 | H | St. Bonaventure | 61 42 | | | | |
| | | | | | | | | 98 | N | Richmond | 79 48 | 219 | A | Cleveland St. | 52 49 | | | | |
| | | | | | | | | | | | | 219 | H | Cleveland St. | 88 51 | | | | |
| | | | | | | | | | | | | 220 | A | Loyola Chicago | 65 62 | | | | |
| | | | | | | | | | | | | 222 | H | Milwaukee | 64 49 | | | | |
| | | | | | | | | | | | | 228 | A | Valparaiso | 78 55 | | | | |
| | | | | | | | | | | | | 228 | H | Valparaiso | 80 38 | | | | |
| | | | | | | | | | | | | 266 | H | North Dakota St. | 72 37 | | | | |
| | | | | | | | | | | | | 280 | H | Ill.-Chicago | 99 53 | | | | |
| LAST 12 Division I GAMES: | | | | | | | | | | | | | | | | | | | |
| | | | | 228 | H | Valparaiso | 80 38 | 207 | A | Wright St. | 70 48 | | | | | | | | |
| | | | | 63 | H | Youngstown St. | 60 46 | 228 | A | Valparaiso | 78 55 | | | | | | | | |
| | | | | 219 | H | Cleveland St. | 88 51 | 63 | A | Youngstown St. | 59 41 | | | | | | | | |
| | | | | 222 | H | Milwaukee | 64 49 | 219 | A | Cleveland St. | 52 49 | | | | | | | | |
| | | | | 220 | A | Loyola Chicago | 65 62 | 207 | H | Wright St. | 71 44 | | | | | | | | |
| | | | | 280 | H | Ill.-Chicago | 99 53 | 118 | H | Detroit | 62 31 | | | | | | | | |

| | | | |
|------------------|--------------|----|----|
| Non-Div I Games: | Indianapolis | 64 | 52 |
|------------------|--------------|----|----|

Green Bay

■ Loss, ■ Non-Conf, S Site, H Home A Away N Neutral

| | | | | | | | | | | |
|-------------------|----------|-----------|----------------|------------|-------------|---------------|------|------|-------|-----------|
| Average RPI Win: | 235 | WON-LOST | WINNING | LAST 12 | STRENGTH OF | OPP. STRENGTH | TEAM | ADJ. | CONF. | ADJ CONF. |
| Average RPI Loss: | 91 | RECORD | PCT. RANK | GAMES | SCHEDULE | OF SCHEDULE | RPI | RPI | RPI | RPI |
| DIV. I ONLY | 21- 5 | 27 | 12- 0 | 311 | 159 | 88 | 88 | 30 | 30 | |
| DIV. I NON-CONF. | 9- 5 | 98 | 2- 0 | 246 | 26 | 113 | 113 | 30 | 30 | |
| TOTALS | RPI 1-25 | RPI 26-50 | W-L RECORDS | RPI 51-100 | RPI 101-150 | RPI 150+ | | | | |
| 21- 5 | 0- 1 | 1- 1 | OVERALL | 0- 1 | 5- 1 | 15- 1 | | | | |
| 8- 0 | 0- 0 | 1- 0 | HOME | 0- 0 | 2- 0 | 5- 0 | | | | |
| 12- 1 | 0- 0 | 0- 0 | AWAY | 0- 0 | 3- 1 | 9- 0 | | | | |
| 1- 4 | 0- 1 | 0- 1 | NEUTRAL | 0- 1 | 0- 0 | 1- 1 | | | | |
| 9- 5 | 0- 1 | 1- 1 | NON-CONFERENCE | 0- 1 | 2- 1 | 6- 1 | | | | |
| 3- 0 | 0- 0 | 1- 0 | HOME | 0- 0 | 1- 0 | 1- 0 | | | | |
| 5- 1 | 0- 0 | 0- 0 | AWAY | 0- 0 | 1- 1 | 4- 0 | | | | |
| 1- 4 | 0- 1 | 0- 1 | NEUTRAL | 0- 1 | 0- 0 | 1- 1 | | | | |
| 12- 0 | 0- 0 | 0- 0 | CONFERENCE | 0- 0 | 3- 0 | 9- 0 | | | | |
| 5- 0 | 0- 0 | 0- 0 | HOME | 0- 0 | 1- 0 | 4- 0 | | | | |
| 7- 0 | 0- 0 | 0- 0 | AWAY | 0- 0 | 2- 0 | 5- 0 | | | | |
| 0- 0 | 0- 0 | 0- 0 | NEUTRAL | 0- 0 | 0- 0 | 0- 0 | | | | |

| RPI 1-25 | | | | RPI 26-50 | | | | RPI 51-100 | | | | Team's RPI: 88 | RPI 101+ | | | |
|---------------------------|---|----------------|-------|-----------|---|--------------|-------|------------|---|----------|-------|----------------|----------|----------------|--------------------|-------|
| RPI | S | Opponent | Score | RPI | S | Opponent | Score | RPI | S | Opponent | Score | | RPI | S | Opponent | Score |
| 11 | N | South Carolina | 34 45 | 27 | N | DePaul | 67 68 | 51 | N | FGCU | 59 70 | | 121 | A | South Carolina St. | 59 46 |
| | | | | 41 | H | LSU | 67 58 | | | | | | 123 | A | American | 61 58 |
| | | | | | | | | | | | | | 124 | A | Virginia Tech | 45 55 |
| | | | | | | | | | | | | | 131 | H | Boston College | 60 57 |
| | | | | | | | | | | | | | 150 | A | Howard | 52 50 |
| | | | | | | | | | | | | | 150 | H | Howard | 67 45 |
| | | | | | | | | | | | | | 191 | A | Mississippi St. | 56 48 |
| | | | | | | | | | | | | | 193 | N | Evansville | 64 45 |
| | | | | | | | | | | | | | 203 | A | Southern Miss. | 78 41 |
| | | | | | | | | | | | | | 241 | N | Prairie View | 42 49 |
| | | | | | | | | | | | | | 253 | A | Coppin St. | 68 59 |
| | | | | | | | | | | | | | 253 | H | Coppin St. | 58 50 |
| | | | | | | | | | | | | | 275 | A | UMBC | 81 36 |
| | | | | | | | | | | | | | 291 | A | Morgan St. | 81 60 |
| | | | | | | | | | | | | | 291 | H | Morgan St. | 66 60 |
| | | | | | | | | | | | | | 293 | H | Delaware St. | 75 56 |
| | | | | | | | | | | | | | 315 | A | Savannah St. | 70 40 |
| | | | | | | | | | | | | | 331 | A | Saint Peter's | 62 40 |
| | | | | | | | | | | | | | 332 | A | Norfolk St. | 76 41 |
| | | | | | | | | | | | | | 332 | H | Norfolk St. | 83 42 |
| | | | | | | | | | | | | | 334 | A | UMES | 78 47 |
| | | | | | | | | | | | | | 342 | H | Chicago St. | 87 35 |
| LAST 12 Division I GAMES: | | | | | | | | | | | | | | | | |
| | | | | 334 | A | UMES | 78 47 | | | | | 332 | A | Norfolk St. | 76 41 | |
| | | | | 332 | H | Norfolk St. | 83 42 | | | | | 253 | H | Coppin St. | 58 50 | |
| | | | | 293 | H | Delaware St. | 75 56 | | | | | 291 | H | Morgan St. | 66 60 | |
| | | | | 253 | A | Coppin St. | 68 59 | | | | | 150 | A | Howard | 52 50 | |
| | | | | 291 | A | Morgan St. | 81 60 | | | | | 123 | A | American | 61 58 | |
| | | | | 150 | H | Howard | 67 45 | | | | | 131 | H | Boston College | 60 57 | |

Non-Div I Games:

Hampton

■ Loss,
■ Non-Conf, S Site,
■ Home
■ Away
N Neutral

| | | | | | | | | | | |
|-------------------|----------|-----------|----------------|------------|-------------|---------------|------|------|-------|-----------|
| Average RPI Win: | 231 | WON-LOST | WINNING | LAST 12 | STRENGTH OF | OPP. STRENGTH | TEAM | ADJ. | CONF. | ADJ CONF. |
| Average RPI Loss: | 93 | RECORD | PCT. RANK | GAMES | SCHEDULE | OF SCHEDULE | RPI | RPI | RPI | RPI |
| DIV. I ONLY | 17- 10 | 94 | 8- 4 | 145 | 147 | 100 | 100 | 22 | 22 | |
| DIV. I NON-CONF. | 9- 4 | 75 | 0- 0 | 87 | 21 | 60 | 60 | 24 | 24 | |
| TOTALS | RPI 1-25 | RPI 26-50 | W-L RECORDS | RPI 51-100 | RPI 101-150 | RPI 150+ | | | | |
| 17- 10 | 0- 2 | 2- 2 | OVERALL | 1- 4 | 0- 0 | 14- 2 | | | | |
| 10- 4 | 0- 1 | 2- 1 | HOME | 1- 2 | 0- 0 | 7- 0 | | | | |
| 6- 6 | 0- 1 | 0- 1 | AWAY | 0- 2 | 0- 0 | 6- 2 | | | | |
| 1- 0 | 0- 0 | 0- 0 | NEUTRAL | 0- 0 | 0- 0 | 1- 0 | | | | |
| 9- 4 | 0- 2 | 2- 2 | NON-CONFERENCE | 1- 0 | 0- 0 | 6- 0 | | | | |
| 5- 2 | 0- 1 | 2- 1 | HOME | 1- 0 | 0- 0 | 2- 0 | | | | |
| 3- 2 | 0- 1 | 0- 1 | AWAY | 0- 0 | 0- 0 | 3- 0 | | | | |
| 1- 0 | 0- 0 | 0- 0 | NEUTRAL | 0- 0 | 0- 0 | 1- 0 | | | | |
| 8- 6 | 0- 0 | 0- 0 | CONFERENCE | 0- 4 | 0- 0 | 8- 2 | | | | |
| 5- 2 | 0- 0 | 0- 0 | HOME | 0- 2 | 0- 0 | 5- 0 | | | | |
| 3- 4 | 0- 0 | 0- 0 | AWAY | 0- 2 | 0- 0 | 3- 2 | | | | |
| 0- 0 | 0- 0 | 0- 0 | NEUTRAL | 0- 0 | 0- 0 | 0- 0 | | | | |

| RPI 1-25 | | | | RPI 26-50 | | | | RPI 51-100 | | | | Team's RPI: 100 | RPI 101+ | | | |
|---------------------------|---|---------------|--------|-----------|---|-----------------|-------|------------|---|-------------|-------|-----------------|----------|---|-------------------|-------|
| RPI | S | Opponent | Score | RPI | S | Opponent | Score | RPI | S | Opponent | Score | | RPI | S | Opponent | Score |
| 2 | H | Connecticut | 45 102 | 32 | A | Vanderbilt | 45 67 | 59 | A | Boston U. | 40 42 | | 192 | H | Providence | 66 39 |
| 10 | A | Maryland | 40 72 | 40 | H | St. John's (NY) | 54 66 | 59 | H | Boston U. | 39 45 | | 211 | A | Central Conn. St. | 76 62 |
| | | | | 44 | H | Quinnipiac | 67 61 | 75 | A | Albany (NY) | 48 55 | | 223 | A | Dartmouth | 67 52 |
| | | | | 47 | H | Marist | 64 53 | 75 | H | Albany (NY) | 55 69 | | 226 | A | Stony Brook | 60 44 |
| | | | | | | | | 98 | H | Richmond | 59 54 | | 226 | H | Stony Brook | 59 43 |
| | | | | | | | | | | | | | 237 | H | Loyola Maryland | 64 50 |
| | | | | | | | | | | | | | 268 | A | New Hampshire | 49 51 |
| | | | | | | | | | | | | | 268 | H | New Hampshire | 63 56 |
| | | | | | | | | | | | | | 275 | H | UMBC | 51 44 |
| | | | | | | | | | | | | | 296 | A | Massachusetts | 71 65 |
| | | | | | | | | | | | | | 300 | A | Vermont | 60 51 |
| | | | | | | | | | | | | | 309 | A | Binghamton | 44 46 |
| | | | | | | | | | | | | | 309 | H | Binghamton | 65 50 |
| | | | | | | | | | | | | | 321 | A | Maine | 52 37 |
| | | | | | | | | | | | | | 321 | H | Maine | 82 56 |
| | | | | | | | | | | | | | 334 | N | UMES | 53 38 |
| LAST 12 Division I GAMES: | | | | | | | | | | | | | | | | |
| 268 | A | New Hampshire | 49 51 | 300 | A | Vermont | 60 51 | | | | | | | | | |
| 75 | H | Albany (NY) | 55 69 | 268 | H | New Hampshire | 63 56 | | | | | | | | | |
| 321 | H | Maine | 82 56 | 75 | A | Albany (NY) | 48 55 | | | | | | | | | |
| 226 | A | Stony Brook | 60 44 | 275 | H | UMBC | 51 44 | | | | | | | | | |
| 309 | H | Binghamton | 65 50 | 226 | H | Stony Brook | 59 43 | | | | | | | | | |
| 59 | A | Boston U. | 40 42 | 321 | A | Maine | 52 37 | | | | | | | | | |

Non-Div I Games:

Hartford

■ Loss,
■ Non-Conf, S Site,
■ Home
■ Away
N Neutral

| | | | | | | | | | |
|------------------------------|----------|-----------|----------------|-------------|---------------|----------|------|-------|-----------|
| Average RPI Win: 223 | WON-LOST | WINNING | LAST 12 | STRENGTH OF | OPP. STRENGTH | TEAM | ADJ. | CONF. | ADJ CONF. |
| Average RPI Loss: 111 | RECORD | PCT. RANK | GAMES | SCHEDULE | OF SCHEDULE | RPI | RPI | RPI | RPI |
| DIV. I ONLY | 15- 8 | 89 | 8- 4 | 231 | 112 | 95 | 95 | 19 | 19 |
| DIV. I NON-CONF. | 9- 5 | 98 | 2- 1 | 194 | 76 | 86 | 86 | 18 | 18 |
| TOTALS | RPI 1-25 | RPI 26-50 | W-L RECORDS | RPI 51-100 | RPI 101-150 | RPI 150+ | | | |
| 15- 8 | 0- 0 | 0- 3 | OVERALL | 1- 2 | 1- 0 | 13- 3 | | | |
| 8- 0 | 0- 0 | 0- 0 | HOME | 1- 0 | 0- 0 | 7- 0 | | | |
| 7- 6 | 0- 0 | 0- 2 | AWAY | 0- 1 | 1- 0 | 6- 3 | | | |
| 0- 2 | 0- 0 | 0- 1 | NEUTRAL | 0- 1 | 0- 0 | 0- 0 | | | |
| 9- 5 | 0- 0 | 0- 2 | NON-CONFERENCE | 1- 2 | 1- 0 | 7- 1 | | | |
| 4- 0 | 0- 0 | 0- 0 | HOME | 1- 0 | 0- 0 | 3- 0 | | | |
| 5- 3 | 0- 0 | 0- 1 | AWAY | 0- 1 | 1- 0 | 4- 1 | | | |
| 0- 2 | 0- 0 | 0- 1 | NEUTRAL | 0- 1 | 0- 0 | 0- 0 | | | |
| 6- 3 | 0- 0 | 0- 1 | CONFERENCE | 0- 0 | 0- 0 | 6- 2 | | | |
| 4- 0 | 0- 0 | 0- 0 | HOME | 0- 0 | 0- 0 | 4- 0 | | | |
| 2- 3 | 0- 0 | 0- 1 | AWAY | 0- 0 | 0- 0 | 2- 2 | | | |
| 0- 0 | 0- 0 | 0- 0 | NEUTRAL | 0- 0 | 0- 0 | 0- 0 | | | |

| RPI 1-25 | | | | RPI 26-50 | | | | RPI 51-100 | | | | Team's RPI: 95 | | | | RPI 101+ | | | |
|---------------------------|---|----------|-------|-----------|---|--------------|-------|------------|---|---------------|-------|----------------|---|------------------|-------|----------|---|----------|-------|
| RPI | S | Opponent | Score | RPI | S | Opponent | Score | RPI | S | Opponent | Score | RPI | S | Opponent | Score | RPI | S | Opponent | Score |
| | | | | 28 | A | Princeton | 51 67 | 56 | N | SMU | 73 88 | 141 | A | Hofstra | 70 67 | | | | |
| | | | | 30 | A | Michigan | 61 72 | 59 | A | Boston U. | 61 68 | 156 | A | Holy Cross | 80 62 | | | | |
| | | | | 39 | N | Oklahoma St. | 62 92 | 66 | H | BYU | 71 65 | 182 | A | Yale | 67 54 | | | | |
| | | | | | | | | | | | | 182 | H | Yale | 69 66 | | | | |
| | | | | | | | | | | | | 186 | A | Penn | 72 77 | | | | |
| | | | | | | | | | | | | 192 | H | Providence | 73 59 | | | | |
| | | | | | | | | | | | | 223 | A | Dartmouth | 45 58 | | | | |
| | | | | | | | | | | | | 223 | H | Dartmouth | 88 66 | | | | |
| | | | | | | | | | | | | 231 | A | North Dakota | 65 52 | | | | |
| | | | | | | | | | | | | 247 | A | Eastern Mich. | 67 63 | | | | |
| | | | | | | | | | | | | 264 | H | Cornell | 69 60 | | | | |
| | | | | | | | | | | | | 266 | A | North Dakota St. | 72 81 | | | | |
| | | | | | | | | | | | | 268 | H | New Hampshire | 63 44 | | | | |
| | | | | | | | | | | | | 296 | H | Massachusetts | 85 59 | | | | |
| | | | | | | | | | | | | 298 | A | Brown | 68 58 | | | | |
| | | | | | | | | | | | | 298 | H | Brown | 77 71 | | | | |
| | | | | | | | | | | | | 301 | A | Rhode Island | 63 56 | | | | |
| LAST 12 Division I GAMES: | | | | | | | | | | | | | | | | | | | |
| | | | | 182 | H | Yale | 69 66 | 182 | A | Yale | 67 54 | | | | | | | | |
| | | | | 298 | H | Brown | 77 71 | 223 | A | Dartmouth | 45 58 | | | | | | | | |
| | | | | 28 | A | Princeton | 51 67 | 223 | H | Dartmouth | 88 66 | | | | | | | | |
| | | | | 186 | A | Penn | 72 77 | 301 | A | Rhode Island | 63 56 | | | | | | | | |
| | | | | 264 | H | Cornell | 69 60 | 296 | H | Massachusetts | 85 59 | | | | | | | | |
| | | | | 298 | A | Brown | 68 58 | 56 | N | SMU | 73 88 | | | | | | | | |

Non-Div I Games:

Harvard

■ Loss,
 ■ Non-Conf, S Site,
 ■ Home
 ■ Away
 N Neutral

| | | | | | | | | | |
|------------------------------|---------------|------------|----------------|-------------|---------------|------------|------------|-----------|-----------|
| Average RPI Win: 182 | WON-LOST | WINNING | LAST 12 | STRENGTH OF | OPP. STRENGTH | TEAM | ADJ. | CONF. | ADJ CONF. |
| Average RPI Loss: 114 | RECORD | PCT. RANK | GAMES | SCHEDULE | OF SCHEDULE | RPI | RPI | RPI | RPI |
| DIV. I ONLY | 14- 12 | 139 | 8- 4 | 107 | 80 | 128 | 128 | 11 | 11 |
| DIV. I NON-CONF. | 4- 7 | 231 | 0- 0 | 113 | 6 | 235 | 235 | 11 | 11 |
| TOTALS | RPI 1-25 | RPI 26-50 | W-L RECORDS | RPI 51-100 | RPI 101-150 | RPI 150+ | | | |
| 14- 12 | 0- 2 | 1- 2 | OVERALL | 1- 3 | 1- 0 | 11- 5 | | | |
| 9- 7 | 0- 2 | 1- 1 | HOME | 1- 2 | 0- 0 | 7- 2 | | | |
| 5- 5 | 0- 0 | 0- 1 | AWAY | 0- 1 | 1- 0 | 4- 3 | | | |
| 0- 0 | 0- 0 | 0- 0 | NEUTRAL | 0- 0 | 0- 0 | 0- 0 | | | |
| 4- 7 | 0- 2 | 0- 1 | NON-CONFERENCE | 0- 2 | 0- 0 | 4- 2 | | | |
| 4- 6 | 0- 2 | 0- 1 | HOME | 0- 2 | 0- 0 | 4- 1 | | | |
| 0- 1 | 0- 0 | 0- 0 | AWAY | 0- 0 | 0- 0 | 0- 1 | | | |
| 0- 0 | 0- 0 | 0- 0 | NEUTRAL | 0- 0 | 0- 0 | 0- 0 | | | |
| 10- 5 | 0- 0 | 1- 1 | CONFERENCE | 1- 1 | 1- 0 | 7- 3 | | | |
| 5- 1 | 0- 0 | 1- 0 | HOME | 1- 0 | 0- 0 | 3- 1 | | | |
| 5- 4 | 0- 0 | 0- 1 | AWAY | 0- 1 | 1- 0 | 4- 2 | | | |
| 0- 0 | 0- 0 | 0- 0 | NEUTRAL | 0- 0 | 0- 0 | 0- 0 | | | |

| RPI 1-25 | | | | RPI 26-50 | | | | RPI 51-100 | | | | RPI 101+ Team's RPI: 128 | | | |
|---------------------------|---|----------|--------------|-----------|---|------------------|--------------|------------|---|--------------------|--------------|--------------------------|---|--------------------|--------------|
| RPI | S | Opponent | Score | RPI | S | Opponent | Score | RPI | S | Opponent | Score | RPI | S | Opponent | Score |
| 1 | H | Baylor | 42 77 | 33 | H | Oklahoma | 49 74 | 62 | H | Arkansas | 68 83 | 129 | A | Cal St. Northridge | 65 53 |
| 3 | H | Stanford | 42 69 | 48 | A | Pacific | 61 71 | 83 | A | Cal Poly | 43 47 | 155 | H | UT Martin | 73 69 |
| | | | | 48 | H | Pacific | 74 71 | 83 | H | Cal Poly | 61 43 | 158 | A | UC Santa Barbara | 54 51 |
| | | | | | | | | 93 | H | Utah | 61 62 | 158 | H | UC Santa Barbara | 50 51 |
| | | | | | | | | | | | | 165 | H | Alabama | 43 44 |
| | | | | | | | | | | | | 169 | H | Cincinnati | 65 63 |
| | | | | | | | | | | | | 177 | A | Long Beach St. | 61 54 |
| | | | | | | | | | | | | 177 | H | Long Beach St. | 65 57 |
| | | | | | | | | | | | | 189 | A | San Francisco | 52 65 |
| | | | | | | | | | | | | 212 | A | UC Davis | 71 63 |
| | | | | | | | | | | | | 212 | H | UC Davis | 59 48 |
| | | | | | | | | | | | | 215 | A | UC Riverside | 65 50 |
| | | | | | | | | | | | | 243 | A | UC Irvine | 52 64 |
| | | | | | | | | | | | | 243 | H | UC Irvine | 56 46 |
| | | | | | | | | | | | | 245 | H | Oregon | 85 73 |
| | | | | | | | | | | | | 289 | A | Cal St. Fullerton | 74 83 |
| | | | | | | | | | | | | 324 | H | LIU Brooklyn | 52 33 |
| LAST 12 Division I GAMES: | | | | | | | | | | | | | | | |
| | | | | 83 | A | Cal Poly | 43 47 | 129 | A | Cal St. Northridge | 65 53 | | | | |
| | | | | 158 | A | UC Santa Barbara | 54 51 | 158 | H | UC Santa Barbara | 50 51 | | | | |
| | | | | 48 | H | Pacific | 74 71 | 83 | H | Cal Poly | 61 43 | | | | |
| | | | | 212 | H | UC Davis | 59 48 | 212 | A | UC Davis | 71 63 | | | | |
| | | | | 243 | A | UC Irvine | 52 64 | 48 | A | Pacific | 61 71 | | | | |
| | | | | 177 | A | Long Beach St. | 61 54 | 177 | H | Long Beach St. | 65 57 | | | | |

Non-Div I Games:

Hawaii

■ Loss,
 ■ Non-Conf, S Site,
 ■ Home
 ■ Away
 N Neutral

| Average RPI Win: | 236 | WON-LOST | WINNING | LAST 12 | STRENGTH OF | OPP. STRENGTH | TEAM | ADJ. | CONF. | ADJ CONF. |
|-------------------|----------|-----------|----------------|------------|-------------|---------------|------|------|-------|-----------|
| Average RPI Loss: | 147 | RECORD | PCT. RANK | GAMES | SCHEDULE | OF SCHEDULE | RPI | RPI | RPI | RPI |
| DIV. I ONLY | 14- 12 | 139 | 6- 6 | 175 | 283 | 147 | 147 | 27 | 27 | |
| DIV. I NON-CONF. | 5- 5 | 159 | 0- 0 | 97 | 167 | 90 | 90 | 28 | 28 | |
| TOTALS | RPI 1-25 | RPI 26-50 | W-L RECORDS | RPI 51-100 | RPI 101-150 | RPI 150+ | | | | |
| 14- 12 | 0- 1 | 0- 0 | OVERALL | 1- 2 | 2- 4 | 11- 5 | | | | |
| 5- 4 | 0- 0 | 0- 0 | HOME | 0- 1 | 0- 2 | 5- 1 | | | | |
| 8- 8 | 0- 1 | 0- 0 | AWAY | 1- 1 | 2- 2 | 5- 3 | | | | |
| 1- 0 | 0- 0 | 0- 0 | NEUTRAL | 0- 0 | 0- 0 | 1- 0 | | | | |
| 5- 5 | 0- 1 | 0- 0 | NON-CONFERENCE | 0- 1 | 2- 1 | 3- 2 | | | | |
| 1- 1 | 0- 0 | 0- 0 | HOME | 0- 0 | 0- 1 | 1- 0 | | | | |
| 3- 4 | 0- 1 | 0- 0 | AWAY | 0- 1 | 2- 0 | 1- 2 | | | | |
| 1- 0 | 0- 0 | 0- 0 | NEUTRAL | 0- 0 | 0- 0 | 1- 0 | | | | |
| 9- 7 | 0- 0 | 0- 0 | CONFERENCE | 1- 1 | 0- 3 | 8- 3 | | | | |
| 4- 3 | 0- 0 | 0- 0 | HOME | 0- 1 | 0- 1 | 4- 1 | | | | |
| 5- 4 | 0- 0 | 0- 0 | AWAY | 1- 0 | 0- 2 | 4- 2 | | | | |
| 0- 0 | 0- 0 | 0- 0 | NEUTRAL | 0- 0 | 0- 0 | 0- 0 | | | | |

| RPI 1-25 | | | | RPI 26-50 | | | | RPI 51-100 | | | | RPI 101+ Team's RPI: 147 | | | |
|---------------------------|---|---------------|-------|-----------|---|---------------|-------|------------|---|----------|-------|--------------------------|---|----------------|-------|
| RPI | S | Opponent | Score | RPI | S | Opponent | Score | RPI | S | Opponent | Score | RPI | S | Opponent | Score |
| 9 | A | Kentucky | 46 80 | | | | | 67 | A | Liberty | 71 63 | 112 | A | Navy | 63 47 |
| | | | | | | | | 67 | H | Liberty | 59 67 | 115 | A | Winthrop | 61 78 |
| | | | | | | | | 87 | A | Davidson | 42 59 | 115 | H | Winthrop | 62 67 |
| | | | | | | | | | | | | 133 | H | UAB | 53 58 |
| | | | | | | | | | | | | 136 | A | Mercer | 62 57 |
| | | | | | | | | | | | | 143 | A | Presbyterian | 69 71 |
| | | | | | | | | | | | | 173 | A | Campbell | 76 79 |
| | | | | | | | | | | | | 190 | N | Monmouth | 81 74 |
| | | | | | | | | | | | | 196 | A | Xavier | 48 77 |
| | | | | | | | | | | | | 199 | A | Furman | 62 64 |
| | | | | | | | | | | | | 210 | A | Radford | 65 57 |
| | | | | | | | | | | | | 210 | H | Radford | 55 64 |
| | | | | | | | | | | | | 238 | A | Longwood | 79 72 |
| | | | | | | | | | | | | 238 | H | Longwood | 83 66 |
| | | | | | | | | | | | | 248 | H | East Tenn. St. | 85 76 |
| | | | | | | | | | | | | 262 | A | USC Upstate | 77 67 |
| | | | | | | | | | | | | 285 | A | Coastal Caro. | 70 54 |
| | | | | | | | | | | | | 314 | A | Gardner-Webb | 57 65 |
| | | | | | | | | | | | | 314 | H | Gardner-Webb | 64 42 |
| | | | | | | | | | | | | 327 | H | Charleston So. | 71 54 |
| | | | | | | | | | | | | 341 | A | UNC Asheville | 58 57 |
| | | | | | | | | | | | | 341 | H | UNC Asheville | 49 35 |
| LAST 12 Division I GAMES: | | | | | | | | | | | | | | | |
| 143 | A | Presbyterian | 69 71 | 67 | H | Liberty | 59 67 | | | | | | | | |
| 314 | A | Gardner-Webb | 57 65 | 210 | H | Radford | 55 64 | | | | | | | | |
| 115 | H | Winthrop | 62 67 | 238 | H | Longwood | 83 66 | | | | | | | | |
| 341 | H | UNC Asheville | 49 35 | 67 | A | Liberty | 71 63 | | | | | | | | |
| 210 | A | Radford | 65 57 | 173 | A | Campbell | 76 79 | | | | | | | | |
| 238 | A | Longwood | 79 72 | 285 | A | Coastal Caro. | 70 54 | | | | | | | | |

Non-Div I Games: Bluefield Col. 79 44

High Point

■ Loss,
 ■ Non-Conf, S Site,
 ■ Home
 ■ Away
 N Neutral

| | | | | | | | | | | |
|-------------------|----------|-----------|----------------|------------|-------------|---------------|------|------|-------|-----------|
| Average RPI Win: | 216 | WON-LOST | WINNING | LAST 12 | STRENGTH OF | OPP. STRENGTH | TEAM | ADJ. | CONF. | ADJ CONF. |
| Average RPI Loss: | 89 | RECORD | PCT. RANK | GAMES | SCHEDULE | OF SCHEDULE | RPI | RPI | RPI | RPI |
| DIV. I ONLY | 12- 14 | 176 | 5- 7 | 81 | 107 | 141 | 141 | 14 | 14 | |
| DIV. I NON-CONF. | 4- 7 | 231 | 0- 0 | 80 | 23 | 188 | 188 | 15 | 15 | |
| TOTALS | RPI 1-25 | RPI 26-50 | W-L RECORDS | RPI 51-100 | RPI 101-150 | RPI 150+ | | | | |
| 12- 14 | 0- 1 | 0- 4 | OVERALL | 2- 5 | 2- 3 | 8- 1 | | | | |
| 8- 4 | 0- 0 | 0- 1 | HOME | 2- 2 | 1- 1 | 5- 0 | | | | |
| 3- 9 | 0- 1 | 0- 3 | AWAY | 0- 3 | 0- 1 | 3- 1 | | | | |
| 1- 1 | 0- 0 | 0- 0 | NEUTRAL | 0- 0 | 1- 1 | 0- 0 | | | | |
| 4- 7 | 0- 0 | 0- 4 | NON-CONFERENCE | 1- 2 | 1- 1 | 2- 0 | | | | |
| 3- 2 | 0- 0 | 0- 1 | HOME | 1- 1 | 0- 0 | 2- 0 | | | | |
| 0- 4 | 0- 0 | 0- 3 | AWAY | 0- 1 | 0- 0 | 0- 0 | | | | |
| 1- 1 | 0- 0 | 0- 0 | NEUTRAL | 0- 0 | 1- 1 | 0- 0 | | | | |
| 8- 7 | 0- 1 | 0- 0 | CONFERENCE | 1- 3 | 1- 2 | 6- 1 | | | | |
| 5- 2 | 0- 0 | 0- 0 | HOME | 1- 1 | 1- 1 | 3- 0 | | | | |
| 3- 5 | 0- 1 | 0- 0 | AWAY | 0- 2 | 0- 1 | 3- 1 | | | | |
| 0- 0 | 0- 0 | 0- 0 | NEUTRAL | 0- 0 | 0- 0 | 0- 0 | | | | |

| RPI 1-25 | | | RPI 26-50 | | | RPI 51-100 | | | RPI 101+ | | | Team's RPI: 141 |
|---------------------------|---|---------------|-----------|-----|---|-----------------|-------|-----|----------|---------------|-------|----------------------------|
| RPI | S | Opponent | Score | RPI | S | Opponent | Score | RPI | S | Opponent | Score | Score |
| 20 | A | Delaware | 63 79 | 28 | A | Princeton | 54 84 | 82 | A | James Madison | 62 85 | 108 N Texas 52 72 |
| | | | | 40 | A | St. John's (NY) | 47 73 | 82 | H | James Madison | 60 68 | 111 N Stetson 77 75 |
| | | | | 46 | H | Saint Joseph's | 55 71 | 90 | A | Auburn | 58 68 | 116 H Northeastern 57 59 |
| | | | | 47 | A | Marist | 70 85 | 92 | A | Drexel | 53 59 | 117 A Old Dominion 57 80 |
| | | | | | | | | 92 | H | Drexel | 53 43 | 117 H Old Dominion 83 72 |
| | | | | | | | | 94 | H | Northwestern | 63 54 | 236 H Ole Miss 72 63 |
| | | | | | | | | 95 | H | Harvard | 67 70 | 242 A Georgia St. 72 59 |
| | | | | | | | | | | | | 242 H Georgia St. 64 63 |
| | | | | | | | | | | | | 271 A George Mason 67 53 |
| | | | | | | | | | | | | 271 H George Mason 72 67 |
| | | | | | | | | | | | | 279 A Towson 60 69 |
| | | | | | | | | | | | | 284 H William & Mary 56 53 |
| | | | | | | | | | | | | 297 A UNC Wilmington 75 69 |
| | | | | | | | | | | | | 332 H Norfolk St. 82 47 |
| LAST 12 Division I GAMES: | | | | | | | | | | | | |
| 117 | A | Old Dominion | 57 80 | 297 | A | UNC Wilmington | 75 69 | | | | | |
| 279 | A | Towson | 60 69 | 20 | A | Delaware | 63 79 | | | | | |
| 82 | H | James Madison | 60 68 | 271 | H | George Mason | 72 67 | | | | | |
| 92 | H | Drexel | 53 43 | 82 | A | James Madison | 62 85 | | | | | |
| 242 | A | Georgia St. | 72 59 | 117 | H | Old Dominion | 83 72 | | | | | |
| 116 | H | Northeastern | 57 59 | 92 | A | Drexel | 53 59 | | | | | |

Non-Div I Games:

























































Hofstra

■ Loss,
 ■ Non-Conf,
 ■ S Site,
 ■ H Home
 ■ A Away
 N Neutral

Holy Cross

Through Games Of Sunday, February 24, 2013

| Average RPI Win: | 234 | WON-LOST | WINNING | LAST 12 | STRENGTH OF | OPP. STRENGTH | TEAM | ADJ. | CONF. | ADJ CONF. |
|-------------------|----------|-----------|----------------|------------|-------------|---------------|------|------|-------|-----------|
| Average RPI Loss: | 130 | RECORD | PCT. RANK | GAMES | SCHEDULE | OF SCHEDULE | RPI | RPI | RPI | RPI |
| DIV. I ONLY | 15- 12 | 131 | 7- 5 | 180 | 213 | 156 | 156 | 15 | 15 | |
| DIV. I NON-CONF. | 8- 7 | 157 | 0- 0 | 235 | 254 | 182 | 182 | 19 | 19 | |
| TOTALS | RPI 1-25 | RPI 26-50 | W-L RECORDS | RPI 51-100 | RPI 101-150 | RPI 150+ | | | | |
| 15- 12 | 0- 0 | 0- 1 | OVERALL | 0- 3 | 1- 5 | 14- 3 | | | | |
| 7- 5 | 0- 0 | 0- 0 | HOME | 0- 1 | 1- 2 | 6- 2 | | | | |
| 8- 7 | 0- 0 | 0- 1 | AWAY | 0- 2 | 0- 3 | 8- 1 | | | | |
| 0- 0 | 0- 0 | 0- 0 | NEUTRAL | 0- 0 | 0- 0 | 0- 0 | | | | |
| 8- 7 | 0- 0 | 0- 1 | NON-CONFERENCE | 0- 3 | 0- 2 | 8- 1 | | | | |
| 3- 3 | 0- 0 | 0- 0 | HOME | 0- 1 | 0- 1 | 3- 1 | | | | |
| 5- 4 | 0- 0 | 0- 1 | AWAY | 0- 2 | 0- 1 | 5- 0 | | | | |
| 0- 0 | 0- 0 | 0- 0 | NEUTRAL | 0- 0 | 0- 0 | 0- 0 | | | | |
| 7- 5 | 0- 0 | 0- 0 | CONFERENCE | 0- 0 | 1- 3 | 6- 2 | | | | |
| 4- 2 | 0- 0 | 0- 0 | HOME | 0- 0 | 1- 1 | 3- 1 | | | | |
| 3- 3 | 0- 0 | 0- 0 | AWAY | 0- 0 | 0- 2 | 3- 1 | | | | |
| 0- 0 | 0- 0 | 0- 0 | NEUTRAL | 0- 0 | 0- 0 | 0- 0 | | | | |

| RPI 1-25 | RPI 26-50 | RPI 51-100 | RPI 101+ Team's RPI: 156 |
|--|--|--|---|
| RPI S Opponent Score | RPI S Opponent Score | RPI S Opponent Score | RPI S Opponent Score |
| | 44  Quinnipiac 49  61 | 69  Florida 50  81 | 112  Navy 35  59 |
| | | 72  Fordham 60  67 | 112  Navy 47  60 |
| | | 95  Harvard 62  80 | 116  Northeastern 48  70 |
| | | | 123  American 62  67 |
| | | | 123  American 73 63 |
| | | | 131  Boston College 52  71 |
| | | | 161  Army 51 46 |
| | | | 182  Yale 87 71 |
| | | | 202  Lehigh 72 66 |
| | | | 202  Lehigh 65  67 |
| | | | 208  Lafayette 69 58 |
| | | | 208  Lafayette 60 55 |
| | | | 211  Central Conn. St. 57 56 |
| | | | 218  Bucknell 59  62 |
| | | | 218  Bucknell 57 49 |
| | | | 223  Dartmouth 64 52 |
| | | | 268  New Hampshire 65  68 |
| | | | 270  Colgate 71 61 |
| | | | 273  Bryant 68 66 |
| | | | 296  Massachusetts 63 59 |
| | | | 298  Brown 83 66 |
| | | | 312  Bethune-Cookman 63 54 |
| | | | 322  Manhattan 60 52 |
| LAST 12 Division I GAMES: | | | |
| 218  Bucknell 57 49 | 161  Army 51 46 | | |
| 208  Lafayette 69 58 | 218  Bucknell 59  62 | | |
| 123  American 73 63 | 208  Lafayette 60 55 | | |
| 112  Navy 35  59 | 123  American 62  67 | | |
| 202  Lehigh 72 66 | 112  Navy 47  60 | | |
| 270  Colgate 71 61 | 202  Lehigh 65  67 | | |

Non-Div I Games:

Holy Cross

 Loss,  Non-Conf, S Site,  Home  Away N Neutral

| | | | | | | | | | |
|------------------------------|---------------|------------|----------------|-------------|---------------|------------|------------|-----------|-----------|
| Average RPI Win: 204 | WON-LOST | WINNING | LAST 12 | STRENGTH OF | OPP. STRENGTH | TEAM | ADJ. | CONF. | ADJ CONF. |
| Average RPI Loss: 114 | RECORD | PCT. RANK | GAMES | SCHEDULE | OF SCHEDULE | RPI | RPI | RPI | RPI |
| DIV. I ONLY | 12- 14 | 176 | 5- 7 | 77 | 144 | 163 | 163 | 8 | 8 |
| DIV. I NON-CONF. | 6- 7 | 183 | 0- 0 | 216 | 198 | 239 | 239 | 10 | 10 |
| TOTALS | RPI 1-25 | RPI 26-50 | W-L RECORDS | RPI 51-100 | RPI 101-150 | RPI 150+ | | | |
| 12- 14 | 0- 1 | 0- 1 | OVERALL | 2- 5 | 1- 2 | 9- 5 | | | |
| 9- 6 | 0- 1 | 0- 0 | HOME | 1- 3 | 1- 1 | 7- 1 | | | |
| 3- 8 | 0- 0 | 0- 1 | AWAY | 1- 2 | 0- 1 | 2- 4 | | | |
| 0- 0 | 0- 0 | 0- 0 | NEUTRAL | 0- 0 | 0- 0 | 0- 0 | | | |
| 6- 7 | 0- 1 | 0- 1 | NON-CONFERENCE | 0- 0 | 0- 0 | 6- 5 | | | |
| 6- 2 | 0- 1 | 0- 0 | HOME | 0- 0 | 0- 0 | 6- 1 | | | |
| 0- 5 | 0- 0 | 0- 1 | AWAY | 0- 0 | 0- 0 | 0- 4 | | | |
| 0- 0 | 0- 0 | 0- 0 | NEUTRAL | 0- 0 | 0- 0 | 0- 0 | | | |
| 6- 7 | 0- 0 | 0- 0 | CONFERENCE | 2- 5 | 1- 2 | 3- 0 | | | |
| 3- 4 | 0- 0 | 0- 0 | HOME | 1- 3 | 1- 1 | 1- 0 | | | |
| 3- 3 | 0- 0 | 0- 0 | AWAY | 1- 2 | 0- 1 | 2- 0 | | | |
| 0- 0 | 0- 0 | 0- 0 | NEUTRAL | 0- 0 | 0- 0 | 0- 0 | | | |

| RPI 1-25 | | | | RPI 26-50 | | | | RPI 51-100 | | | | RPI 101+ Team's RPI: 163 | | | |
|---------------------------|---|---------------|--------------|-----------|---|----------------|--------------|------------|---|---------------|--------------|--------------------------|---|-------------------|--------------|
| RPI | S | Opponent | Score | RPI | S | Opponent | Score | RPI | S | Opponent | Score | RPI | S | Opponent | Score |
| 24 | H | Creighton | 54 75 | 31 | A | Texas Tech | 56 86 | 56 | A | SMU | 54 58 | 110 | H | Memphis | 77 74 |
| | | | | | | | | 56 | H | SMU | 65 58 | 133 | A | UAB | 46 54 |
| | | | | | | | | 78 | H | East Carolina | 59 68 | 148 | H | Tulsa | 55 59 |
| | | | | | | | | 84 | A | UTEP | 55 73 | 154 | A | Rice | 53 51 |
| | | | | | | | | 84 | H | UTEP | 54 65 | 159 | A | McNeese St. | 72 76 |
| | | | | | | | | 91 | A | Tulane | 71 70 | 165 | H | Alabama | 74 83 |
| | | | | | | | | 91 | H | Tulane | 56 74 | 171 | A | TCU | 51 60 |
| | | | | | | | | | | | | 182 | A | Yale | 82 84 |
| | | | | | | | | | | | | 191 | A | Mississippi St. | 66 72 |
| | | | | | | | | | | | | 194 | H | New Mexico | 77 62 |
| | | | | | | | | | | | | 203 | H | Southern Miss. | 81 70 |
| | | | | | | | | | | | | 232 | A | Marshall | 71 63 |
| | | | | | | | | | | | | 254 | H | UTSA | 55 42 |
| | | | | | | | | | | | | 274 | H | Northwestern St. | 67 51 |
| | | | | | | | | | | | | 281 | H | Southeast Mo. St. | 61 44 |
| | | | | | | | | | | | | 293 | H | Delaware St. | 71 58 |
| | | | | | | | | | | | | 302 | H | Texas St. | 74 61 |
| LAST 12 Division I GAMES: | | | | | | | | | | | | | | | |
| 56 | H | SMU | 65 58 | 91 | H | Tulane | 56 74 | | | | | | | | |
| 84 | A | UTEP | 55 73 | 56 | A | SMU | 54 58 | | | | | | | | |
| 91 | A | Tulane | 71 70 | 84 | H | UTEP | 54 65 | | | | | | | | |
| 148 | H | Tulsa | 55 59 | 203 | H | Southern Miss. | 81 70 | | | | | | | | |
| 154 | A | Rice | 53 51 | 232 | A | Marshall | 71 63 | | | | | | | | |
| 78 | H | East Carolina | 59 68 | 133 | A | UAB | 46 54 | | | | | | | | |

Non-Div I Games:

Houston

■ Loss,
 ■ Non-Conf, S Site,
 ■ Home
 ■ Away
 N Neutral

| | | | | | | | | | |
|------------------------------|----------|-----------|----------------|-------------|---------------|----------|------|-------|-----------|
| Average RPI Win: 324 | WON-LOST | WINNING | LAST 12 | STRENGTH OF | OPP. STRENGTH | TEAM | ADJ. | CONF. | ADJ CONF. |
| Average RPI Loss: 243 | RECORD | PCT. RANK | GAMES | SCHEDULE | OF SCHEDULE | RPI | RPI | RPI | RPI |
| DIV. I ONLY | 2- 21 | 337 | 2- 10 | 339 | 345 | 344 | 344 | 33 | 33 |
| DIV. I NON-CONF. | 2- 16 | 319 | 2- 5 | 322 | 339 | 343 | 343 | 33 | 33 |
| TOTALS | RPI 1-25 | RPI 26-50 | W-L RECORDS | RPI 51-100 | RPI 101-150 | RPI 150+ | | | |
| 2- 21 | 0- 0 | 0- 0 | OVERALL | 0- 2 | 0- 3 | 2- 16 | | | |
| 1- 11 | 0- 0 | 0- 0 | HOME | 0- 0 | 0- 2 | 1- 9 | | | |
| 1- 9 | 0- 0 | 0- 0 | AWAY | 0- 2 | 0- 1 | 1- 6 | | | |
| 0- 1 | 0- 0 | 0- 0 | NEUTRAL | 0- 0 | 0- 0 | 0- 1 | | | |
| 2- 16 | 0- 0 | 0- 0 | NON-CONFERENCE | 0- 2 | 0- 3 | 2- 11 | | | |
| 1- 9 | 0- 0 | 0- 0 | HOME | 0- 0 | 0- 2 | 1- 7 | | | |
| 1- 6 | 0- 0 | 0- 0 | AWAY | 0- 2 | 0- 1 | 1- 3 | | | |
| 0- 1 | 0- 0 | 0- 0 | NEUTRAL | 0- 0 | 0- 0 | 0- 1 | | | |
| 0- 5 | 0- 0 | 0- 0 | CONFERENCE | 0- 0 | 0- 0 | 0- 5 | | | |
| 0- 2 | 0- 0 | 0- 0 | HOME | 0- 0 | 0- 0 | 0- 2 | | | |
| 0- 3 | 0- 0 | 0- 0 | AWAY | 0- 0 | 0- 0 | 0- 3 | | | |
| 0- 0 | 0- 0 | 0- 0 | NEUTRAL | 0- 0 | 0- 0 | 0- 0 | | | |

| RPI S | Opponent | Score | RPI S | Opponent | Score | RPI S | Opponent | Score | RPI S | Opponent | Score | Team's RPI: 344 |
|---------------------------|----------|-------------------|-------|----------|-------|-------|-------------------|-------|-------|---------------------|-------|-----------------|
| | | | | | | 84 | A UTEP | 58 67 | 125 | H Sam Houston St. | 58 75 | |
| | | | | | | 93 | A Utah | 33 71 | 134 | A Lamar | 55 76 | |
| | | | | | | | | | 134 | H Lamar | 52 68 | |
| | | | | | | | | | 181 | H South Ala. | 53 83 | |
| | | | | | | | | | 194 | A New Mexico | 46 63 | |
| | | | | | | | | | 212 | H UC Davis | 64 77 | |
| | | | | | | | | | 244 | A Southern Utah | 58 79 | |
| | | | | | | | | | 277 | H CSU Bakersfield | 75 88 | |
| | | | | | | | | | 292 | A NJIT | 48 77 | |
| | | | | | | | | | 293 | H Delaware St. | 83 84 | |
| | | | | | | | | | 300 | A Vermont | 48 59 | |
| | | | | | | | | | 301 | N Rhode Island | 36 59 | |
| | | | | | | | | | 302 | H Texas St. | 78 76 | |
| | | | | | | | | | 304 | H Utah Valley | 71 75 | |
| | | | | | | | | | 307 | H Texas-Arlington | 71 77 | |
| | | | | | | | | | 310 | H Jackson St. | 57 65 | |
| | | | | | | | | | 318 | A Tex.-Pan American | 45 71 | |
| | | | | | | | | | 318 | H Tex.-Pan American | 59 67 | |
| | | | | | | | | | 342 | A Chicago St. | 62 73 | |
| | | | | | | | | | 345 | A New Orleans | 60 45 | |
| | | | | | | | | | 345 | H New Orleans | 58 65 | |
| LAST 12 Division I GAMES: | | | | | | | | | | | | |
| 318 | H | Tex.-Pan American | 59 | 67 | 342 | A | Chicago St. | 62 | 73 | | | |
| 302 | H | Texas St. | 78 | 76 | 318 | A | Tex.-Pan American | 45 | 71 | | | |
| 292 | A | NJIT | 48 | 77 | 277 | H | CSU Bakersfield | 75 | 88 | | | |
| 134 | A | Lamar | 55 | 76 | 345 | A | New Orleans | 60 | 45 | | | |
| 345 | H | New Orleans | 58 | 65 | 293 | H | Delaware St. | 83 | 84 | | | |
| 304 | H | Utah Valley | 71 | 75 | 125 | H | Sam Houston St. | 58 | 75 | | | |

Non-Div I Games: St. Thomas (TX) 63 60 Huston-Tillotson 88 51 Schreiner 73 46

Houston Baptist

| | | | | | | | | | | | |
|-----------------------|----------|-----------|-----------|----------------|-------------|------------|---------------|-------------|------|----------|-----------|
| Average RPI Win: 270 | | WON-LOST | WINNING | LAST 12 | STRENGTH OF | | OPP. STRENGTH | TEAM | ADJ. | CONF. | ADJ CONF. |
| Average RPI Loss: 105 | | RECORD | PCT. RANK | GAMES | SCHEDULE | | OF SCHEDULE | RPI | RPI | RPI | RPI |
| DIV. I ONLY | | 15- 10 | 110 | 9- 3 | 265 | | 217 | 150 | 150 | 30 | 30 |
| DIV. I NON-CONF. | | 5- 6 | 190 | 1- 0 | 182 | | 24 | 134 | 134 | 30 | 30 |
| TOTALS | RPI 1-25 | RPI 26-50 | | W-L RECORDS | | RPI 51-100 | | RPI 101-150 | | RPI 150+ | |
| 15- 10 | 0- 1 | 0- 1 | | OVERALL | | 0- 4 | | 2- 2 | | 13- 2 | |
| 7- 3 | 0- 0 | 0- 0 | | HOME | | 0- 1 | | 1- 1 | | 6- 1 | |
| 8- 7 | 0- 1 | 0- 1 | | AWAY | | 0- 3 | | 1- 1 | | 7- 1 | |
| 0- 0 | 0- 0 | 0- 0 | | NEUTRAL | | 0- 0 | | 0- 0 | | 0- 0 | |
| 5- 6 | 0- 1 | 0- 1 | | NON-CONFERENCE | | 0- 2 | | 1- 1 | | 4- 1 | |
| 3- 0 | 0- 0 | 0- 0 | | HOME | | 0- 0 | | 1- 0 | | 2- 0 | |
| 2- 6 | 0- 1 | 0- 1 | | AWAY | | 0- 2 | | 0- 1 | | 2- 1 | |
| 0- 0 | 0- 0 | 0- 0 | | NEUTRAL | | 0- 0 | | 0- 0 | | 0- 0 | |
| 10- 4 | 0- 0 | 0- 0 | | CONFERENCE | | 0- 2 | | 1- 1 | | 9- 1 | |
| 4- 3 | 0- 0 | 0- 0 | | HOME | | 0- 1 | | 0- 1 | | 4- 1 | |
| 6- 1 | 0- 0 | 0- 0 | | AWAY | | 0- 1 | | 1- 0 | | 5- 0 | |
| 0- 0 | 0- 0 | 0- 0 | | NEUTRAL | | 0- 0 | | 0- 0 | | 0- 0 | |

| RPI 1-25 | | | | RPI 26-50 | | | | RPI 51-100 | | | | RPI 101+ Team's RPI: 150 | | | |
|---------------------------|---|----------|-------|-----------|---|--------------------|-------|------------|---|--------------|-------|--------------------------|---|--------------------|-------|
| RPI | S | Opponent | Score | RPI | S | Opponent | Score | RPI | S | Opponent | Score | RPI | S | Opponent | Score |
| 5 | A | Penn St. | 61 72 | 27 | A | DePaul | 51 68 | 86 | A | Ohio St. | 50 67 | 121 | H | South Carolina St. | 53 54 |
| | | | | | | | | 88 | A | Hampton | 45 67 | 126 | H | Temple | 61 58 |
| | | | | | | | | 88 | H | Hampton | 50 52 | 130 | A | Saint Francis (PA) | 61 69 |
| | | | | | | | | 94 | A | Northwestern | 45 61 | 140 | A | N.C. A&T | 44 42 |
| | | | | | | | | | | | | 160 | A | George Washington | 60 61 |
| | | | | | | | | | | | | 233 | H | Mt. St. Mary's | 77 52 |
| | | | | | | | | | | | | 237 | H | Loyola Maryland | 40 37 |
| | | | | | | | | | | | | 253 | A | Coppin St. | 67 54 |
| | | | | | | | | | | | | 253 | H | Coppin St. | 64 71 |
| | | | | | | | | | | | | 263 | A | Pepperdine | 55 51 |
| | | | | | | | | | | | | 288 | A | Florida A&M | 58 57 |
| | | | | | | | | | | | | 291 | H | Morgan St. | 68 33 |
| | | | | | | | | | | | | 292 | A | NJIT | 46 33 |
| | | | | | | | | | | | | 293 | A | Delaware St. | 54 40 |
| | | | | | | | | | | | | 312 | A | Bethune-Cookman | 61 27 |
| | | | | | | | | | | | | 315 | H | Savannah St. | 53 41 |
| | | | | | | | | | | | | 332 | H | Norfolk St. | 56 45 |
| | | | | | | | | | | | | 334 | H | UMES | 59 30 |
| | | | | | | | | | | | | 338 | A | N.C. Central | 56 30 |
| LAST 12 Division I GAMES: | | | | | | | | | | | | | | | |
| | | | | 253 | H | Coppin St. | 64 71 | 315 | H | Savannah St. | 53 41 | | | | |
| | | | | 312 | A | Bethune-Cookman | 61 27 | 88 | A | Hampton | 45 67 | | | | |
| | | | | 288 | A | Florida A&M | 58 57 | 292 | A | NJIT | 46 33 | | | | |
| | | | | 291 | H | Morgan St. | 68 33 | 338 | A | N.C. Central | 56 30 | | | | |
| | | | | 334 | H | UMES | 59 30 | 140 | A | N.C. A&T | 44 42 | | | | |
| | | | | 121 | H | South Carolina St. | 53 54 | 332 | H | Norfolk St. | 56 45 | | | | |

| | | | |
|------------------|-----------|----|----|
| Non-Div I Games: | Bowie St. | 60 | 38 |
|------------------|-----------|----|----|

Howard

■ Loss, ■ Non-Conf, S Site, H Home A Away N Neutral

| | | | | | | | | | | |
|-------------------|----------|-----------|----------------|------------|-------------|---------------|------|------|-------|-----------|
| Average RPI Win: | 271 | WON-LOST | WINNING | LAST 12 | STRENGTH OF | OPP. STRENGTH | TEAM | ADJ. | CONF. | ADJ CONF. |
| Average RPI Loss: | 155 | RECORD | PCT. RANK | GAMES | SCHEDULE | OF SCHEDULE | RPI | RPI | RPI | RPI |
| DIV. I ONLY | 10- 14 | 210 | 7- 5 | 217 | 228 | 249 | 249 | 23 | 23 | |
| DIV. I NON-CONF. | 3- 9 | 288 | 1- 1 | 184 | 232 | 280 | 280 | 21 | 21 | |
| TOTALS | RPI 1-25 | RPI 26-50 | W-L RECORDS | RPI 51-100 | RPI 101-150 | RPI 150+ | | | | |
| 10- 14 | 0- 1 | 0- 1 | OVERALL | 0- 2 | 0- 2 | 10- 8 | | | | |
| 7- 6 | 0- 1 | 0- 0 | HOME | 0- 1 | 0- 2 | 7- 2 | | | | |
| 3- 8 | 0- 0 | 0- 1 | AWAY | 0- 1 | 0- 0 | 3- 6 | | | | |
| 0- 0 | 0- 0 | 0- 0 | NEUTRAL | 0- 0 | 0- 0 | 0- 0 | | | | |
| 3- 9 | 0- 1 | 0- 1 | NON-CONFERENCE | 0- 0 | 0- 1 | 3- 6 | | | | |
| 2- 4 | 0- 1 | 0- 0 | HOME | 0- 0 | 0- 1 | 2- 2 | | | | |
| 1- 5 | 0- 0 | 0- 1 | AWAY | 0- 0 | 0- 0 | 1- 4 | | | | |
| 0- 0 | 0- 0 | 0- 0 | NEUTRAL | 0- 0 | 0- 0 | 0- 0 | | | | |
| 7- 5 | 0- 0 | 0- 0 | CONFERENCE | 0- 2 | 0- 1 | 7- 2 | | | | |
| 5- 2 | 0- 0 | 0- 0 | HOME | 0- 1 | 0- 1 | 5- 0 | | | | |
| 2- 3 | 0- 0 | 0- 0 | AWAY | 0- 1 | 0- 0 | 2- 2 | | | | |
| 0- 0 | 0- 0 | 0- 0 | NEUTRAL | 0- 0 | 0- 0 | 0- 0 | | | | |

| RPI | S | Opponent | Score | RPI | S | Opponent | Score | RPI | S | Opponent | Score | RPI | S | Opponent | Score | Team's RPI: 249 |
|---------------------------|---|------------------|-------|-----|---|------------------|-------|-----|---|------------------|-------|-----|---|------------------|-------|-----------------|
| 16 | H | Purdue | 54 69 | 29 | A | Michigan St. | 36 64 | 65 | A | South Dakota St. | 62 72 | 118 | H | Detroit | 58 88 | |
| | | | | | | | | 65 | H | South Dakota St. | 64 66 | 127 | H | IUPUI | 74 79 | |
| | | | | | | | | | | | | 175 | A | Indiana | 47 64 | |
| | | | | | | | | | | | | 200 | A | SIU Edwardsville | 54 61 | |
| | | | | | | | | | | | | 200 | H | SIU Edwardsville | 67 74 | |
| | | | | | | | | | | | | 201 | A | Ball St. | 46 53 | |
| | | | | | | | | | | | | 225 | A | South Dakota | 51 82 | |
| | | | | | | | | | | | | 225 | H | South Dakota | 71 64 | |
| | | | | | | | | | | | | 228 | H | Valparaiso | 73 82 | |
| | | | | | | | | | | | | 234 | A | Neb. Omaha | 50 60 | |
| | | | | | | | | | | | | 234 | H | Neb. Omaha | 51 46 | |
| | | | | | | | | | | | | 246 | H | Western Ill. | 80 49 | |
| | | | | | | | | | | | | 266 | A | North Dakota St. | 70 58 | |
| | | | | | | | | | | | | 266 | H | North Dakota St. | 65 58 | |
| | | | | | | | | | | | | 285 | H | Coastal Caro. | 51 46 | |
| | | | | | | | | | | | | 286 | A | UMKC | 59 77 | |
| | | | | | | | | | | | | 286 | H | UMKC | 49 42 | |
| | | | | | | | | | | | | 294 | A | Oakland | 87 71 | |
| | | | | | | | | | | | | 294 | H | Oakland | 57 55 | |
| | | | | | | | | | | | | 313 | A | Southern Ill. | 78 65 | |
| LAST 12 Division I GAMES: | | | | | | | | | | | | | | | | |
| 294 | A | Oakland | 87 71 | 294 | H | Oakland | 57 55 | | | | | | | | | |
| 225 | H | South Dakota | 71 64 | 286 | A | UMKC | 59 77 | | | | | | | | | |
| 286 | H | UMKC | 49 42 | 225 | A | South Dakota | 51 82 | | | | | | | | | |
| 266 | A | North Dakota St. | 70 58 | 65 | H | South Dakota St. | 64 66 | | | | | | | | | |
| 65 | A | South Dakota St. | 62 72 | 266 | H | North Dakota St. | 65 58 | | | | | | | | | |
| 234 | H | Neb. Omaha | 51 46 | 234 | A | Neb. Omaha | 50 60 | | | | | | | | | |

Non-Div I Games: Grace (IN) 68 52 Rochester College 71 59

IPFW

Loss, Non-Conf, S Site, H Home A Away N Neutral

| | | | | | | | | | |
|------------------------------|----------|-----------|----------------|-------------|---------------|----------|------|-------|-----------|
| Average RPI Win: 221 | WON-LOST | WINNING | LAST 12 | STRENGTH OF | OPP. STRENGTH | TEAM | ADJ. | CONF. | ADJ CONF. |
| Average RPI Loss: 168 | RECORD | PCT. RANK | GAMES | SCHEDULE | OF SCHEDULE | RPI | RPI | RPI | RPI |
| DIV. I ONLY | 15- 10 | 110 | 9- 3 | 178 | 245 | 127 | 127 | 23 | 23 |
| DIV. I NON-CONF. | 7- 6 | 154 | 3- 0 | 135 | 251 | 149 | 149 | 21 | 21 |
| <hr/> | | | | | | | | | |
| TOTALS | RPI 1-25 | RPI 26-50 | W-L RECORDS | RPI 51-100 | RPI 101-150 | RPI 150+ | | | |
| 15- 10 | 0- 1 | 0- 0 | OVERALL | 2- 1 | 1- 2 | 12- 6 | | | |
| 9- 3 | 0- 0 | 0- 0 | HOME | 1- 1 | 1- 1 | 7- 1 | | | |
| 6- 7 | 0- 1 | 0- 0 | AWAY | 1- 0 | 0- 1 | 5- 5 | | | |
| 0- 0 | 0- 0 | 0- 0 | NEUTRAL | 0- 0 | 0- 0 | 0- 0 | | | |
| 7- 6 | 0- 1 | 0- 0 | NON-CONFERENCE | 0- 1 | 1- 2 | 6- 2 | | | |
| 5- 2 | 0- 0 | 0- 0 | HOME | 0- 1 | 1- 1 | 4- 0 | | | |
| 2- 4 | 0- 1 | 0- 0 | AWAY | 0- 0 | 0- 1 | 2- 2 | | | |
| 0- 0 | 0- 0 | 0- 0 | NEUTRAL | 0- 0 | 0- 0 | 0- 0 | | | |
| 8- 4 | 0- 0 | 0- 0 | CONFERENCE | 2- 0 | 0- 0 | 6- 4 | | | |
| 4- 1 | 0- 0 | 0- 0 | HOME | 1- 0 | 0- 0 | 3- 1 | | | |
| 4- 3 | 0- 0 | 0- 0 | AWAY | 1- 0 | 0- 0 | 3- 3 | | | |
| 0- 0 | 0- 0 | 0- 0 | NEUTRAL | 0- 0 | 0- 0 | 0- 0 | | | |

| RPI 1-25 | | | | RPI 26-50 | | | | RPI 51-100 | | | | RPI 101+ Team's RPI: 127 | | | |
|---------------------------|---|------------------|--------------|-----------|---|------------------|--------------|------------|---|------------------|--------------|--------------------------|---|------------------|--------------|
| RPI | S | Opponent | Score | RPI | S | Opponent | Score | RPI | S | Opponent | Score | RPI | S | Opponent | Score |
| 16 | A | Purdue | 53 78 | | | | | 63 | H | Youngstown St. | 57 58 | 102 | A | Eastern Ill. | 60 71 |
| | | | | | | | | 65 | A | South Dakota St. | 57 56 | 107 | H | Butler | 58 67 |
| | | | | | | | | 65 | H | South Dakota St. | 70 67 | 114 | H | Indiana St. | 71 67 |
| | | | | | | | | | | | | 175 | A | Indiana | 49 60 |
| | | | | | | | | | | | | 187 | A | Belmont | 61 53 |
| | | | | | | | | | | | | 207 | A | Wright St. | 71 75 |
| | | | | | | | | | | | | 225 | A | South Dakota | 39 56 |
| | | | | | | | | | | | | 225 | H | South Dakota | 56 76 |
| | | | | | | | | | | | | 228 | H | Valparaiso | 75 69 |
| | | | | | | | | | | | | 234 | A | Neb. Omaha | 45 43 |
| | | | | | | | | | | | | 234 | H | Neb. Omaha | 60 49 |
| | | | | | | | | | | | | 246 | A | Western Ill. | 61 55 |
| | | | | | | | | | | | | 246 | H | Western Ill. | 55 36 |
| | | | | | | | | | | | | 249 | A | IPFW | 79 74 |
| | | | | | | | | | | | | 261 | H | Western Mich. | 75 67 |
| | | | | | | | | | | | | 266 | A | North Dakota St. | 68 71 |
| | | | | | | | | | | | | 266 | H | North Dakota St. | 57 40 |
| | | | | | | | | | | | | 286 | A | UMKC | 47 33 |
| | | | | | | | | | | | | 286 | H | UMKC | 47 46 |
| | | | | | | | | | | | | 294 | A | Oakland | 59 68 |
| | | | | | | | | | | | | 342 | H | Chicago St. | 65 30 |
| <hr/> | | | | | | | | | | | | | | | |
| LAST 12 Division I GAMES: | | | | | | | | | | | | | | | |
| 286 | A | UMKC | 47 33 | 246 | A | Western Ill. | 61 55 | | | | | | | | |
| 225 | A | South Dakota | 39 56 | 225 | H | South Dakota | 56 76 | | | | | | | | |
| 266 | H | North Dakota St. | 57 40 | 286 | H | UMKC | 47 46 | | | | | | | | |
| 65 | H | South Dakota St. | 70 67 | 65 | A | South Dakota St. | 57 56 | | | | | | | | |
| 234 | A | Neb. Omaha | 45 43 | 266 | A | North Dakota St. | 68 71 | | | | | | | | |
| 342 | H | Chicago St. | 65 30 | 234 | H | Neb. Omaha | 60 49 | | | | | | | | |

Non-Div I Games: Grace (IN) 107 48 Goshen 87 31

IUPUI

Loss, Non-Conf, S Site, H Home A Away N Neutral

Idaho

| Through Games Of Sunday, February 24, 2013 | | | | STRENGTH OF | | OPP. STRENGTH | TEAM | ADJ. | CONF. | ADJ CONF. |
|--|----------|-----------|----------------|-------------|-------------|---------------|------|------|-------|-----------|
| Average RPI Win: | 243 | WON-LOST | WINNING | LAST 12 | SCHEDULE | OF SCHEDULE | RPI | RPI | RPI | RPI |
| Average RPI Loss: | 138 | RECORD | PCT. RANK | GAMES | | | | | | |
| DIV. I ONLY | 12- 14 | 176 | 8- 4 | 137 | 234 | 170 | 170 | 25 | 25 | |
| DIV. I NON-CONF. | 3- 8 | 275 | 0- 0 | 25 | 207 | 150 | 150 | 26 | 26 | |
| TOTALS | RPI 1-25 | RPI 26-50 | W-L RECORDS | RPI 51-100 | RPI 101-150 | RPI 150+ | | | | |
| 12- 14 | 0- 1 | 0- 1 | OVERALL | 1- 4 | 0- 1 | 11- 7 | | | | |
| 5- 5 | 0- 0 | 0- 0 | HOME | 1- 1 | 0- 1 | 4- 3 | | | | |
| 7- 8 | 0- 1 | 0- 1 | AWAY | 0- 3 | 0- 0 | 7- 3 | | | | |
| 0- 1 | 0- 0 | 0- 0 | NEUTRAL | 0- 0 | 0- 0 | 0- 1 | | | | |
| 3- 8 | 0- 1 | 0- 1 | NON-CONFERENCE | 1- 4 | 0- 0 | 2- 2 | | | | |
| 1- 2 | 0- 0 | 0- 0 | HOME | 1- 1 | 0- 0 | 0- 1 | | | | |
| 2- 5 | 0- 1 | 0- 1 | AWAY | 0- 3 | 0- 0 | 2- 0 | | | | |
| 0- 1 | 0- 0 | 0- 0 | NEUTRAL | 0- 0 | 0- 0 | 0- 1 | | | | |
| 9- 6 | 0- 0 | 0- 0 | CONFERENCE | 0- 0 | 0- 1 | 9- 5 | | | | |
| 4- 3 | 0- 0 | 0- 0 | HOME | 0- 0 | 0- 1 | 4- 2 | | | | |
| 5- 3 | 0- 0 | 0- 0 | AWAY | 0- 0 | 0- 0 | 5- 3 | | | | |
| 0- 0 | 0- 0 | 0- 0 | NEUTRAL | 0- 0 | 0- 0 | 0- 0 | | | | |

| RPI 1-25 | | | | RPI 26-50 | | | | RPI 51-100 | | | | RPI 101+ Team's RPI: 170 | | | |
|---------------------------|---|-----------------|-------|-----------|---|-----------------|-------|------------|---|---------------|-------|--------------------------|---|-----------------|-------|
| RPI | S | Opponent | Score | RPI | S | Opponent | Score | RPI | S | Opponent | Score | RPI | S | Opponent | Score |
| 19 | A | Colorado | 65 70 | 45 | A | Gonzaga | 62 97 | 72 | A | Washington | 48 62 | 145 | H | Seattle | 71 76 |
| | | | | | | | | 74 | A | Wyoming | 53 86 | 153 | A | Utah St. | 50 81 |
| | | | | | | | | 85 | A | Montana | 65 76 | 153 | H | Utah St. | 85 91 |
| | | | | | | | | 85 | H | Montana | 50 71 | 180 | A | Louisiana Tech | 62 64 |
| | | | | | | | | 99 | H | Eastern Wash. | 68 66 | 180 | H | Louisiana Tech | 58 67 |
| | | | | | | | | | | | | 213 | N | Tennessee St. | 64 69 |
| | | | | | | | | | | | | 215 | A | UC Riverside | 78 64 |
| | | | | | | | | | | | | 216 | A | Denver | 68 60 |
| | | | | | | | | | | | | 216 | H | Denver | 70 64 |
| | | | | | | | | | | | | 224 | H | Portland | 56 62 |
| | | | | | | | | | | | | 243 | A | UC Irvine | 73 55 |
| | | | | | | | | | | | | 252 | A | New Mexico St. | 57 51 |
| | | | | | | | | | | | | 252 | H | New Mexico St. | 72 53 |
| | | | | | | | | | | | | 254 | A | UTSA | 64 45 |
| | | | | | | | | | | | | 278 | A | San Jose St. | 83 66 |
| | | | | | | | | | | | | 278 | H | San Jose St. | 82 65 |
| | | | | | | | | | | | | 302 | A | Texas St. | 72 60 |
| | | | | | | | | | | | | 307 | A | Texas-Arlington | 58 60 |
| | | | | | | | | | | | | 307 | H | Texas-Arlington | 70 52 |
| LAST 12 Division I GAMES: | | | | | | | | | | | | | | | |
| 180 | A | Louisiana Tech | 62 64 | 254 | A | UTSA | 64 45 | | | | | | | | |
| 307 | A | Texas-Arlington | 58 60 | 302 | A | Texas St. | 72 60 | | | | | | | | |
| 216 | H | Denver | 70 64 | 307 | H | Texas-Arlington | 70 52 | | | | | | | | |
| 252 | H | New Mexico St. | 72 53 | 180 | H | Louisiana Tech | 58 67 | | | | | | | | |
| 278 | A | San Jose St. | 83 66 | 252 | A | New Mexico St. | 57 51 | | | | | | | | |
| 153 | A | Utah St. | 50 81 | 216 | A | Denver | 68 60 | | | | | | | | |

Non-Div I Games:

Idaho

■ Loss,
■ Non-Conf, S Site,
■ Home
■ Away
N Neutral

| Average RPI Win: | 245 | WON-LOST | WINNING | LAST 12 | STRENGTH OF | OPP. STRENGTH | TEAM | ADJ. | CONF. | ADJ CONF. |
|-------------------|----------|-----------|----------------|------------|-------------|---------------|------|------|-------|-----------|
| Average RPI Loss: | 95 | RECORD | PCT. RANK | GAMES | SCHEDULE | OF SCHEDULE | RPI | RPI | RPI | RPI |
| DIV. I ONLY | 14- 10 | 122 | 9- 3 | 219 | 162 | 135 | 135 | 16 | 16 | |
| DIV. I NON-CONF. | 4- 4 | 159 | 0- 0 | 232 | 91 | 138 | 138 | 14 | 14 | |
| TOTALS | RPI 1-25 | RPI 26-50 | W-L RECORDS | RPI 51-100 | RPI 101-150 | RPI 150+ | | | | |
| 14- 10 | 0- 1 | 0- 1 | OVERALL | 0- 4 | 3- 3 | 11- 1 | | | | |
| 7- 3 | 0- 0 | 0- 0 | HOME | 0- 2 | 1- 1 | 6- 0 | | | | |
| 7- 7 | 0- 1 | 0- 1 | AWAY | 0- 2 | 2- 2 | 5- 1 | | | | |
| 0- 0 | 0- 0 | 0- 0 | NEUTRAL | 0- 0 | 0- 0 | 0- 0 | | | | |
| 4- 4 | 0- 1 | 0- 1 | NON-CONFERENCE | 0- 1 | 0- 1 | 4- 0 | | | | |
| 2- 0 | 0- 0 | 0- 0 | HOME | 0- 0 | 0- 0 | 2- 0 | | | | |
| 2- 4 | 0- 1 | 0- 1 | AWAY | 0- 1 | 0- 1 | 2- 0 | | | | |
| 0- 0 | 0- 0 | 0- 0 | NEUTRAL | 0- 0 | 0- 0 | 0- 0 | | | | |
| 10- 6 | 0- 0 | 0- 0 | CONFERENCE | 0- 3 | 3- 2 | 7- 1 | | | | |
| 5- 3 | 0- 0 | 0- 0 | HOME | 0- 2 | 1- 1 | 4- 0 | | | | |
| 5- 3 | 0- 0 | 0- 0 | AWAY | 0- 1 | 2- 1 | 3- 1 | | | | |
| 0- 0 | 0- 0 | 0- 0 | NEUTRAL | 0- 0 | 0- 0 | 0- 0 | | | | |

| RPI 1-25 | | | | RPI 26-50 | | | | RPI 51-100 | | | | RPI 101+ Team's RPI: 135 | | | |
|---------------------------|---|----------------|-------|-----------|---|----------------|-------|------------|---|---------------|-------|--------------------------|---|----------------|-------|
| RPI | S | Opponent | Score | RPI | S | Opponent | Score | RPI | S | Opponent | Score | RPI | S | Opponent | Score |
| 15 | A | Nebraska | 51 60 | 49 | A | Kansas | 36 52 | 71 | A | Kansas St. | 54 62 | 101 | A | Northern Colo. | 63 71 |
| | | | | | | | | 85 | A | Montana | 49 61 | 101 | H | Northern Colo. | 49 50 |
| | | | | | | | | 85 | H | Montana | 52 57 | 109 | A | Arizona St. | 53 60 |
| | | | | | | | | 99 | H | Eastern Wash. | 55 61 | 139 | A | Montana St. | 65 46 |
| | | | | | | | | | | | | 139 | H | Montana St. | 63 55 |
| | | | | | | | | | | | | 149 | A | Sacramento St. | 62 52 |
| | | | | | | | | | | | | 209 | H | Portland St. | 63 50 |
| | | | | | | | | | | | | 225 | A | South Dakota | 69 45 |
| | | | | | | | | | | | | 231 | A | North Dakota | 59 64 |
| | | | | | | | | | | | | 231 | H | North Dakota | 60 43 |
| | | | | | | | | | | | | 244 | A | Southern Utah | 60 50 |
| | | | | | | | | | | | | 244 | H | Southern Utah | 80 71 |
| | | | | | | | | | | | | 276 | A | Boise St. | 64 55 |
| | | | | | | | | | | | | 287 | A | Northern Ariz. | 52 48 |
| | | | | | | | | | | | | 304 | H | Utah Valley | 69 67 |
| | | | | | | | | | | | | 326 | H | Air Force | 83 51 |
| | | | | | | | | | | | | 328 | A | Weber St. | 69 45 |
| | | | | | | | | | | | | 328 | H | Weber St. | 68 37 |
| LAST 12 Division I GAMES: | | | | | | | | | | | | | | | |
| 328 | H | Weber St. | 68 37 | 139 | H | Montana St. | 63 55 | | | | | | | | |
| 85 | A | Montana | 49 61 | 85 | H | Montana | 52 57 | | | | | | | | |
| 139 | A | Montana St. | 65 46 | 287 | A | Northern Ariz. | 52 48 | | | | | | | | |
| 244 | A | Southern Utah | 60 50 | 149 | A | Sacramento St. | 62 52 | | | | | | | | |
| 231 | H | North Dakota | 60 43 | 328 | A | Weber St. | 69 45 | | | | | | | | |
| 101 | H | Northern Colo. | 49 50 | 244 | H | Southern Utah | 80 71 | | | | | | | | |

Non-Div I Games: Carroll (MT) 70 38

Idaho St.

■ Loss,
 ■ Non-Conf, S Site,
 ■ Home
 ■ Away
 N Neutral

Ill.-Chicago

Through Games Of Sunday, February 24, 2013

| | | | | | | | | | | |
|-------------------|----------|-----------|----------------|------------|-------------|---------------|------|------|-------|-----------|
| Average RPI Win: | 215 | WON-LOST | WINNING | LAST 12 | STRENGTH OF | OPP. STRENGTH | TEAM | ADJ. | CONF. | ADJ CONF. |
| Average RPI Loss: | 164 | RECORD | PCT. RANK | GAMES | SCHEDULE | OF SCHEDULE | RPI | RPI | RPI | RPI |
| DIV. I ONLY | 8- 15 | 255 | 5- 7 | 252 | 167 | 280 | 280 | 12 | 12 | |
| DIV. I NON-CONF. | 3- 8 | 275 | 0- 0 | 263 | 214 | 308 | 308 | 12 | 12 | |
| TOTALS | RPI 1-25 | RPI 26-50 | W-L RECORDS | RPI 51-100 | RPI 101-150 | RPI 150+ | | | | |
| 8- 15 | 0- 0 | 0- 1 | OVERALL | 0- 2 | 1- 3 | 7- 9 | | | | |
| 7- 4 | 0- 0 | 0- 0 | HOME | 0- 2 | 1- 1 | 6- 1 | | | | |
| 1- 11 | 0- 0 | 0- 1 | AWAY | 0- 0 | 0- 2 | 1- 8 | | | | |
| 0- 0 | 0- 0 | 0- 0 | NEUTRAL | 0- 0 | 0- 0 | 0- 0 | | | | |
| 3- 8 | 0- 0 | 0- 0 | NON-CONFERENCE | 0- 1 | 0- 2 | 3- 5 | | | | |
| 3- 2 | 0- 0 | 0- 0 | HOME | 0- 1 | 0- 1 | 3- 0 | | | | |
| 0- 6 | 0- 0 | 0- 0 | AWAY | 0- 0 | 0- 1 | 0- 5 | | | | |
| 0- 0 | 0- 0 | 0- 0 | NEUTRAL | 0- 0 | 0- 0 | 0- 0 | | | | |
| 5- 7 | 0- 0 | 0- 1 | CONFERENCE | 0- 1 | 1- 1 | 4- 4 | | | | |
| 4- 2 | 0- 0 | 0- 0 | HOME | 0- 1 | 1- 0 | 3- 1 | | | | |
| 1- 5 | 0- 0 | 0- 1 | AWAY | 0- 0 | 0- 1 | 1- 3 | | | | |
| 0- 0 | 0- 0 | 0- 0 | NEUTRAL | 0- 0 | 0- 0 | 0- 0 | | | | |

| RPI 1-25 | | | RPI 26-50 | | | RPI 51-100 | | | RPI 101+ Team's RPI: 280 | | |
|---------------------------|---|---------------|-----------|-----|---|----------------|-------|-----|--------------------------|-------------------|-------|
| RPI | S | Opponent | Score | RPI | S | Opponent | Score | RPI | S | Opponent | Score |
| | | | | 26 | A | Green Bay | 53 99 | 63 | H | Youngstown St. | 54 67 |
| | | | | | | | | 70 | H | Illinois St. | 74 86 |
| | | | | | | | | 107 | H | Butler | 61 84 |
| | | | | | | | | 114 | A | Indiana St. | 33 64 |
| | | | | | | | | 118 | A | Detroit | 68 74 |
| | | | | | | | | 118 | H | Detroit | 76 74 |
| | | | | | | | | 172 | A | Bradley | 52 66 |
| | | | | | | | | 175 | A | Indiana | 59 81 |
| | | | | | | | | 200 | H | SIU Edwardsville | 68 61 |
| | | | | | | | | 205 | A | Saint Louis | 49 58 |
| | | | | | | | | 207 | A | Wright St. | 51 59 |
| | | | | | | | | 207 | H | Wright St. | 81 78 |
| | | | | | | | | 219 | A | Cleveland St. | 69 75 |
| | | | | | | | | 219 | H | Cleveland St. | 69 73 |
| | | | | | | | | 220 | A | Loyola Chicago | 73 62 |
| | | | | | | | | 222 | H | Milwaukee | 84 67 |
| | | | | | | | | 228 | A | Valparaiso | 62 88 |
| | | | | | | | | 228 | H | Valparaiso | 82 75 |
| | | | | | | | | 257 | A | Drake | 61 71 |
| | | | | | | | | 260 | H | Northern Ill. | 66 61 |
| | | | | | | | | 261 | H | Western Mich. | 66 58 |
| | | | | | | | | 281 | A | Southeast Mo. St. | 52 67 |
| LAST 12 Division I GAMES: | | | | | | | | | | | |
| 118 | H | Detroit | 76 74 | 63 | H | Youngstown St. | 54 67 | | | | |
| 207 | H | Wright St. | 81 78 | 118 | A | Detroit | 68 74 | | | | |
| 228 | A | Valparaiso | 62 88 | 207 | A | Wright St. | 51 59 | | | | |
| 219 | A | Cleveland St. | 69 75 | 228 | H | Valparaiso | 82 75 | | | | |
| 222 | H | Milwaukee | 84 67 | 220 | A | Loyola Chicago | 73 62 | | | | |
| 26 | A | Green Bay | 53 99 | 219 | H | Cleveland St. | 69 73 | | | | |

Non-Div I Games: Roosevelt 90 67 Truman 51 64

Ill.-Chicago

Loss, Non-Conf, S Site, H Home A Away N Neutral

| Average RPI Win: | 118 | WON-LOST | WINNING | LAST 12 | STRENGTH OF | OPP. STRENGTH | TEAM | ADJ. | CONF. | ADJ CONF. |
|-------------------|----------|-----------|----------------|------------|-------------|---------------|------|------|-------|-----------|
| Average RPI Loss: | 49 | RECORD | PCT. RANK | GAMES | SCHEDULE | OF SCHEDULE | RPI | RPI | RPI | RPI |
| DIV. I ONLY | 16- 10 | 102 | 8- 4 | 33 | 8 | 55 | 55 | 2 | 2 | |
| DIV. I NON-CONF. | 7- 5 | 130 | 0- 0 | 82 | 15 | 108 | 108 | 2 | 2 | |
| TOTALS | RPI 1-25 | RPI 26-50 | W-L RECORDS | RPI 51-100 | RPI 101-150 | RPI 150+ | | | | |
| 16- 10 | 2- 4 | 1- 3 | OVERALL | 4- 2 | 4- 0 | 5- 1 | | | | |
| 9- 6 | 1- 2 | 1- 1 | HOME | 1- 2 | 1- 0 | 5- 1 | | | | |
| 6- 3 | 1- 1 | 0- 2 | AWAY | 3- 0 | 2- 0 | 0- 0 | | | | |
| 1- 1 | 0- 1 | 0- 0 | NEUTRAL | 0- 0 | 1- 0 | 0- 0 | | | | |
| 7- 5 | 1- 2 | 0- 1 | NON-CONFERENCE | 0- 1 | 2- 0 | 4- 1 | | | | |
| 5- 3 | 1- 1 | 0- 0 | HOME | 0- 1 | 0- 0 | 4- 1 | | | | |
| 1- 1 | 0- 0 | 0- 1 | AWAY | 0- 0 | 1- 0 | 0- 0 | | | | |
| 1- 1 | 0- 1 | 0- 0 | NEUTRAL | 0- 0 | 1- 0 | 0- 0 | | | | |
| 9- 5 | 1- 2 | 1- 2 | CONFERENCE | 4- 1 | 2- 0 | 1- 0 | | | | |
| 4- 3 | 0- 1 | 1- 1 | HOME | 1- 1 | 1- 0 | 1- 0 | | | | |
| 5- 2 | 1- 1 | 0- 1 | AWAY | 3- 0 | 1- 0 | 0- 0 | | | | |
| 0- 0 | 0- 0 | 0- 0 | NEUTRAL | 0- 0 | 0- 0 | 0- 0 | | | | |

| RPI S | Opponent | Score | RPI S | Opponent | Score | RPI S | Opponent | Score | RPI S | Opponent | Score |
|---------------------------|-------------|-------|-------|----------------|-------|-------|----------------|-------|-------|-----------------|-------|
| 5 | A Penn St. | 62 95 | 29 | H Michigan St. | 75 79 | 70 | H Illinois St. | 68 69 | 110 | A Memphis | 73 65 |
| 14 | H Georgia | 70 59 | 30 | A Michigan | 69 72 | 81 | A Minnesota | 91 86 | 113 | A Wisconsin | 64 56 |
| 15 | A Nebraska | 62 52 | 31 | A Texas Tech | 56 75 | 81 | H Minnesota | 76 66 | 113 | H Wisconsin | 60 53 |
| 16 | H Purdue | 66 67 | 35 | H Iowa | 74 62 | 86 | A Ohio St. | 79 73 | 148 | N Tulsa | 82 75 |
| 19 | H Colorado | 62 69 | | | | 94 | A Northwestern | 65 47 | 168 | H Wake Forest | 95 82 |
| 25 | N Iowa St. | 50 68 | | | | 94 | H Northwestern | 58 62 | 172 | H Bradley | 77 83 |
| | | | | | | | | | 175 | H Indiana | 73 60 |
| | | | | | | | | | 193 | H Evansville | 84 52 |
| | | | | | | | | | 219 | H Cleveland St. | 83 64 |
| | | | | | | | | | 245 | H Oregon | 80 62 |
| LAST 12 Division I GAMES: | | | | | | | | | | | |
| 175 | H Indiana | 73 60 | 35 | H Iowa | 74 62 | 81 | A Minnesota | 91 86 | | | |
| 5 | A Penn St. | 62 95 | 94 | H Northwestern | 58 62 | 15 | A Nebraska | 62 52 | | | |
| 113 | H Wisconsin | 60 53 | 29 | H Michigan St. | 75 79 | | | | | | |
| 81 | H Minnesota | 76 66 | 94 | A Northwestern | 65 47 | | | | | | |
| 30 | A Michigan | 69 72 | | | | | | | | | |
| 113 | A Wisconsin | 64 56 | | | | | | | | | |

Non-Div I Games:

Illinois

| | | | | | | | | | | |
|-------------------|----------|-----------|----------------|------------|-------------|---------------|------|------|-------|-----------|
| Average RPI Win: | 181 | WON-LOST | WINNING | LAST 12 | STRENGTH OF | OPP. STRENGTH | TEAM | ADJ. | CONF. | ADJ CONF. |
| Average RPI Loss: | 81 | RECORD | PCT. RANK | GAMES | SCHEDULE | OF SCHEDULE | RPI | RPI | RPI | RPI |
| DIV. I ONLY | 18- 8 | 66 | 8- 4 | 115 | 95 | 70 | 70 | 10 | 10 | |
| DIV. I NON-CONF. | 8- 4 | 84 | 0- 0 | 74 | 62 | 74 | 74 | 9 | 9 | |
| TOTALS | RPI 1-25 | RPI 26-50 | W-L RECORDS | RPI 51-100 | RPI 101-150 | RPI 150+ | | | | |
| 18- 8 | 1- 1 | 0- 3 | OVERALL | 3- 1 | 3- 1 | 11- 2 | | | | |
| 10- 4 | 1- 0 | 0- 2 | HOME | 1- 0 | 1- 1 | 7- 1 | | | | |
| 8- 4 | 0- 1 | 0- 1 | AWAY | 2- 1 | 2- 0 | 4- 1 | | | | |
| 0- 0 | 0- 0 | 0- 0 | NEUTRAL | 0- 0 | 0- 0 | 0- 0 | | | | |
| 8- 4 | 0- 0 | 0- 3 | NON-CONFERENCE | 3- 0 | 1- 1 | 4- 0 | | | | |
| 4- 3 | 0- 0 | 0- 2 | HOME | 1- 0 | 0- 1 | 3- 0 | | | | |
| 4- 1 | 0- 0 | 0- 1 | AWAY | 2- 0 | 1- 0 | 1- 0 | | | | |
| 0- 0 | 0- 0 | 0- 0 | NEUTRAL | 0- 0 | 0- 0 | 0- 0 | | | | |
| 10- 4 | 1- 1 | 0- 0 | CONFERENCE | 0- 1 | 2- 0 | 7- 2 | | | | |
| 6- 1 | 1- 0 | 0- 0 | HOME | 0- 0 | 1- 0 | 4- 1 | | | | |
| 4- 3 | 0- 1 | 0- 0 | AWAY | 0- 1 | 1- 0 | 3- 1 | | | | |
| 0- 0 | 0- 0 | 0- 0 | NEUTRAL | 0- 0 | 0- 0 | 0- 0 | | | | |

| RPI S | Opponent | Score | RPI S | Opponent | Score | RPI S | Opponent | Score | RPI S | Opponent | Score |
|---------------------------|-----------------|-------|-------|-----------------|-------|-------|----------------|-------|-------|-----------------|-------|
| 24 | A Creighton | 45 64 | 28 | H Princeton | 50 67 | 55 | A Illinois | 69 68 | 107 | A Butler | 65 57 |
| 24 | H Creighton | 66 60 | 30 | H Michigan | 45 56 | 79 | A Wichita St. | 54 66 | 110 | H Memphis | 74 76 |
| | | | 35 | A Iowa | 64 74 | 89 | A Western Ky. | 83 68 | 114 | A Indiana St. | 63 54 |
| | | | | | | 94 | H Northwestern | 64 46 | 114 | H Indiana St. | 66 65 |
| | | | | | | | | | 151 | A Missouri St. | 76 91 |
| | | | | | | | | | 152 | H UNI | 72 41 |
| | | | | | | | | | 172 | H Bradley | 81 65 |
| | | | | | | | | | 193 | A Evansville | 64 46 |
| | | | | | | | | | 193 | H Evansville | 57 71 |
| | | | | | | | | | 201 | H Ball St. | 71 56 |
| | | | | | | | | | 222 | H Milwaukee | 75 54 |
| | | | | | | | | | 257 | A Drake | 71 66 |
| | | | | | | | | | 257 | H Drake | 81 57 |
| | | | | | | | | | 280 | A Ill.-Chicago | 86 74 |
| | | | | | | | | | 303 | H Morehead St. | 62 45 |
| | | | | | | | | | 313 | A Southern Ill. | 71 68 |
| | | | | | | | | | 313 | H Southern Ill. | 89 41 |
| LAST 12 Division I GAMES: | | | | | | | | | | | |
| 114 | A Indiana St. | 63 54 | 79 | A Wichita St. | 54 66 | | | | | | |
| 193 | A Evansville | 64 46 | 114 | H Indiana St. | 66 65 | | | | | | |
| 313 | A Southern Ill. | 71 68 | 313 | H Southern Ill. | 89 41 | | | | | | |
| 24 | H Creighton | 66 60 | 193 | H Evansville | 57 71 | | | | | | |
| 257 | H Drake | 81 57 | 257 | A Drake | 71 66 | | | | | | |
| 151 | A Missouri St. | 76 91 | 24 | A Creighton | 45 64 | | | | | | |

Non-Div I Games:

Illinois St.

Indiana

Through Games Of Sunday, February 24, 2013

| Average RPI Win: | 181 | WON-LOST | WINNING | LAST 12 | STRENGTH OF | OPP. STRENGTH | TEAM | ADJ. | CONF. | ADJ CONF. |
|-------------------|----------|-----------|----------------|------------|-------------|---------------|------|------|-------|-----------|
| Average RPI Loss: | 83 | RECORD | PCT. RANK | GAMES | SCHEDULE | OF SCHEDULE | RPI | RPI | RPI | RPI |
| DIV. I ONLY | 11- 16 | 217 | 1- 11 | 71 | 64 | 175 | 175 | 2 | 2 | |
| DIV. I NON-CONF. | 9- 4 | 75 | 0- 0 | 242 | 258 | 160 | 160 | 2 | 2 | |
| TOTALS | RPI 1-25 | RPI 26-50 | W-L RECORDS | RPI 51-100 | RPI 101-150 | RPI 150+ | | | | |
| 11- 16 | 1- 3 | 0- 4 | OVERALL | 1- 4 | 2- 2 | 7- 3 | | | | |
| 9- 7 | 1- 2 | 0- 2 | HOME | 1- 1 | 2- 0 | 5- 2 | | | | |
| 2- 9 | 0- 1 | 0- 2 | AWAY | 0- 3 | 0- 2 | 2- 1 | | | | |
| 0- 0 | 0- 0 | 0- 0 | NEUTRAL | 0- 0 | 0- 0 | 0- 0 | | | | |
| 9- 4 | 0- 0 | 0- 0 | NON-CONFERENCE | 0- 0 | 2- 1 | 7- 3 | | | | |
| 7- 2 | 0- 0 | 0- 0 | HOME | 0- 0 | 2- 0 | 5- 2 | | | | |
| 2- 2 | 0- 0 | 0- 0 | AWAY | 0- 0 | 0- 1 | 2- 1 | | | | |
| 0- 0 | 0- 0 | 0- 0 | NEUTRAL | 0- 0 | 0- 0 | 0- 0 | | | | |
| 2- 12 | 1- 3 | 0- 4 | CONFERENCE | 1- 4 | 0- 1 | 0- 0 | | | | |
| 2- 5 | 1- 2 | 0- 2 | HOME | 1- 1 | 0- 0 | 0- 0 | | | | |
| 0- 7 | 0- 1 | 0- 2 | AWAY | 0- 3 | 0- 1 | 0- 0 | | | | |
| 0- 0 | 0- 0 | 0- 0 | NEUTRAL | 0- 0 | 0- 0 | 0- 0 | | | | |

| RPI | S | Opponent | Score | RPI | S | Opponent | Score | RPI | S | Opponent | Score | RPI | S | Opponent | Score | Team's RPI: 175 |
|---------------------------|---|--------------|-------|-----|---|--------------|-------|-----|---|--------------|-------|-----|---|--------------------|-------|-----------------|
| 5 | H | Penn St. | 54 76 | 29 | A | Michigan St. | 42 72 | 55 | A | Illinois | 60 73 | 107 | A | Butler | 56 59 | |
| 15 | H | Nebraska | 38 67 | 29 | H | Michigan St. | 46 56 | 86 | A | Ohio St. | 45 68 | 113 | A | Wisconsin | 53 65 | |
| 16 | A | Purdue | 42 59 | 30 | A | Michigan | 48 65 | 86 | H | Ohio St. | 56 70 | 114 | H | Indiana St. | 60 46 | |
| 16 | H | Purdue | 62 61 | 30 | H | Michigan | 43 61 | 94 | A | Northwestern | 39 53 | 127 | H | IUPUI | 60 49 | |
| | | | | | | | | 94 | H | Northwestern | 68 64 | 166 | H | Clemson | 52 49 | |
| | | | | | | | | | | | | 187 | H | Belmont | 54 58 | |
| | | | | | | | | | | | | 196 | H | Xavier | 66 55 | |
| | | | | | | | | | | | | 200 | H | SIU Edwardsville | 72 56 | |
| | | | | | | | | | | | | 219 | H | Cleveland St. | 58 69 | |
| | | | | | | | | | | | | 221 | A | Murray St. | 63 62 | |
| | | | | | | | | | | | | 228 | A | Valparaiso | 52 64 | |
| | | | | | | | | | | | | 249 | H | IPFW | 64 47 | |
| | | | | | | | | | | | | 280 | H | Ill.-Chicago | 81 59 | |
| | | | | | | | | | | | | 329 | A | A&M-Corpus Christi | 58 47 | |
| LAST 12 Division I GAMES: | | | | | | | | | | | | | | | | |
| 55 | A | Illinois | 60 73 | 16 | A | Purdue | 42 59 | | | | | | | | | |
| 16 | H | Purdue | 62 61 | 94 | A | Northwestern | 39 53 | | | | | | | | | |
| 29 | A | Michigan St. | 42 72 | 30 | H | Michigan | 43 61 | | | | | | | | | |
| 113 | A | Wisconsin | 53 65 | 29 | H | Michigan St. | 46 56 | | | | | | | | | |
| 5 | H | Penn St. | 54 76 | 86 | A | Ohio St. | 45 68 | | | | | | | | | |
| 86 | H | Ohio St. | 56 70 | 15 | H | Nebraska | 38 67 | | | | | | | | | |

Non-Div I Games:

Indiana

■ Loss,
 ■ Non-Conf,
 ■ S Site,
 ■ H Home
 ■ A Away
 N Neutral

| Average RPI Win: | 215 | WON-LOST | WINNING | LAST 12 | STRENGTH OF | OPP. STRENGTH | TEAM | ADJ. | CONF. | ADJ CONF. |
|-------------------|----------|-----------|----------------|------------|-------------|---------------|------|------|-------|-----------|
| Average RPI Loss: | 111 | RECORD | PCT. RANK | GAMES | SCHEDULE | OF SCHEDULE | RPI | RPI | RPI | RPI |
| DIV. I ONLY | 16- 9 | 90 | 7- 5 | 229 | 130 | 114 | 114 | 10 | 10 | |
| DIV. I NON-CONF. | 8- 3 | 61 | 0- 0 | 260 | 226 | 99 | 99 | 9 | 9 | |
| TOTALS | RPI 1-25 | RPI 26-50 | W-L RECORDS | RPI 51-100 | RPI 101-150 | RPI 150+ | | | | |
| 16- 9 | 1- 1 | 0- 0 | OVERALL | 0- 3 | 1- 2 | 14- 3 | | | | |
| 10- 3 | 1- 0 | 0- 0 | HOME | 0- 1 | 1- 0 | 8- 2 | | | | |
| 6- 6 | 0- 1 | 0- 0 | AWAY | 0- 2 | 0- 2 | 6- 1 | | | | |
| 0- 0 | 0- 0 | 0- 0 | NEUTRAL | 0- 0 | 0- 0 | 0- 0 | | | | |
| 8- 3 | 0- 0 | 0- 0 | NON-CONFERENCE | 0- 0 | 1- 2 | 7- 1 | | | | |
| 6- 0 | 0- 0 | 0- 0 | HOME | 0- 0 | 1- 0 | 5- 0 | | | | |
| 2- 3 | 0- 0 | 0- 0 | AWAY | 0- 0 | 0- 2 | 2- 1 | | | | |
| 0- 0 | 0- 0 | 0- 0 | NEUTRAL | 0- 0 | 0- 0 | 0- 0 | | | | |
| 8- 6 | 1- 1 | 0- 0 | CONFERENCE | 0- 3 | 0- 0 | 7- 2 | | | | |
| 4- 3 | 1- 0 | 0- 0 | HOME | 0- 1 | 0- 0 | 3- 2 | | | | |
| 4- 3 | 0- 1 | 0- 0 | AWAY | 0- 2 | 0- 0 | 4- 0 | | | | |
| 0- 0 | 0- 0 | 0- 0 | NEUTRAL | 0- 0 | 0- 0 | 0- 0 | | | | |

| RPI | S | Opponent | Score | RPI | S | Opponent | Score | RPI | S | Opponent | Score | RPI | S | Opponent | Score | Team's RPI: 114 |
|---------------------------|---|---------------|-------|-----|---|---------------|-------|-----|---|--------------|-------|-----|---|---------------|-------|-----------------|
| 24 | A | Creighton | 50 69 | | | | | 70 | A | Illinois St. | 65 66 | 102 | H | Eastern Ill. | 69 39 | |
| 24 | H | Creighton | 58 41 | | | | | 70 | H | Illinois St. | 54 63 | 107 | A | Butler | 45 56 | |
| | | | | | | | | 79 | A | Wichita St. | 46 53 | 127 | A | IUPUI | 67 71 | |
| | | | | | | | | | | | | 151 | A | Missouri St. | 71 67 | |
| | | | | | | | | | | | | 152 | H | UNI | 52 54 | |
| | | | | | | | | | | | | 155 | A | UT Martin | 73 71 | |
| | | | | | | | | | | | | 172 | H | Bradley | 55 54 | |
| | | | | | | | | | | | | 175 | A | Indiana | 46 60 | |
| | | | | | | | | | | | | 187 | H | Belmont | 48 34 | |
| | | | | | | | | | | | | 193 | A | Evansville | 55 48 | |
| | | | | | | | | | | | | 193 | H | Evansville | 54 55 | |
| | | | | | | | | | | | | 205 | A | Saint Louis | 48 46 | |
| | | | | | | | | | | | | 232 | H | Marshall | 55 49 | |
| | | | | | | | | | | | | 257 | A | Drake | 67 49 | |
| | | | | | | | | | | | | 257 | H | Drake | 59 48 | |
| | | | | | | | | | | | | 260 | H | Northern Ill. | 58 52 | |
| | | | | | | | | | | | | 280 | H | Ill.-Chicago | 64 33 | |
| | | | | | | | | | | | | 313 | A | Southern Ill. | 77 64 | |
| | | | | | | | | | | | | 313 | H | Southern Ill. | 72 57 | |
| | | | | | | | | | | | | 342 | H | Chicago St. | 69 35 | |
| LAST 12 Division I GAMES: | | | | | | | | | | | | | | | | |
| 70 | H | Illinois St. | 54 63 | 151 | A | Missouri St. | 71 67 | | | | | | | | | |
| 313 | A | Southern Ill. | 77 64 | 70 | A | Illinois St. | 65 66 | | | | | | | | | |
| 193 | A | Evansville | 55 48 | 193 | H | Evansville | 54 55 | | | | | | | | | |
| 257 | H | Drake | 59 48 | 313 | H | Southern Ill. | 72 57 | | | | | | | | | |
| 24 | H | Creighton | 58 41 | 24 | A | Creighton | 50 69 | | | | | | | | | |
| 79 | A | Wichita St. | 46 53 | 257 | A | Drake | 67 49 | | | | | | | | | |

Non-Div I Games:

Indiana St.

| | | | | | | | | | | |
|-------------------|----------|-----------|----------------|------------|-------------|---------------|------|------|-------|-----------|
| Average RPI Win: | 256 | WON-LOST | WINNING | LAST 12 | STRENGTH OF | OPP. STRENGTH | TEAM | ADJ. | CONF. | ADJ CONF. |
| Average RPI Loss: | 150 | RECORD | PCT. RANK | GAMES | SCHEDULE | OF SCHEDULE | RPI | RPI | RPI | RPI |
| DIV. I ONLY | 16- 11 | 118 | 8- 4 | 266 | 231 | 164 | 164 | 26 | 26 | |
| DIV. I NON-CONF. | 5- 6 | 190 | 0- 0 | 239 | 186 | 186 | 186 | 23 | 23 | |
| TOTALS | RPI 1-25 | RPI 26-50 | W-L RECORDS | RPI 51-100 | RPI 101-150 | RPI 150+ | | | | |
| 16- 11 | 0- 1 | 0- 3 | OVERALL | 0- 0 | 1- 1 | 15- 6 | | | | |
| 9- 3 | 0- 0 | 0- 1 | HOME | 0- 0 | 1- 0 | 8- 2 | | | | |
| 7- 8 | 0- 1 | 0- 2 | AWAY | 0- 0 | 0- 1 | 7- 4 | | | | |
| 0- 0 | 0- 0 | 0- 0 | NEUTRAL | 0- 0 | 0- 0 | 0- 0 | | | | |
| 5- 6 | 0- 1 | 0- 1 | NON-CONFERENCE | 0- 0 | 1- 1 | 4- 3 | | | | |
| 2- 1 | 0- 0 | 0- 0 | HOME | 0- 0 | 1- 0 | 1- 1 | | | | |
| 3- 5 | 0- 1 | 0- 1 | AWAY | 0- 0 | 0- 1 | 3- 2 | | | | |
| 0- 0 | 0- 0 | 0- 0 | NEUTRAL | 0- 0 | 0- 0 | 0- 0 | | | | |
| 11- 5 | 0- 0 | 0- 2 | CONFERENCE | 0- 0 | 0- 0 | 11- 3 | | | | |
| 7- 2 | 0- 0 | 0- 1 | HOME | 0- 0 | 0- 0 | 7- 1 | | | | |
| 4- 3 | 0- 0 | 0- 1 | AWAY | 0- 0 | 0- 0 | 4- 2 | | | | |
| 0- 0 | 0- 0 | 0- 0 | NEUTRAL | 0- 0 | 0- 0 | 0- 0 | | | | |

| RPI 1-25 | | | | RPI 26-50 | | | | RPI 51-100 | | | | RPI 101+ Team's RPI: 164 | | | |
|---------------------------|---|-----------------|--------|-----------|---|-----------------|-------|------------|---|----------|-------|--------------------------|---|-----------------|-------|
| RPI | S | Opponent | Score | RPI | S | Opponent | Score | RPI | S | Opponent | Score | RPI | S | Opponent | Score |
| 6 | A | Duke | 31 100 | 40 | A | St. John's (NY) | 55 71 | | | | | 112 | H | Navy | 74 64 |
| | | | | 47 | A | Marist | 55 69 | | | | | 140 | A | N.C. A&T | 57 66 |
| | | | | 47 | H | Marist | 40 63 | | | | | 177 | A | Long Beach St. | 60 58 |
| | | | | | | | | | | | | 179 | A | Fairfield | 62 47 |
| | | | | | | | | | | | | 179 | H | Fairfield | 54 60 |
| | | | | | | | | | | | | 188 | H | Rider | 88 58 |
| | | | | | | | | | | | | 192 | A | Providence | 58 70 |
| | | | | | | | | | | | | 226 | A | Stony Brook | 64 70 |
| | | | | | | | | | | | | 230 | A | Niagara | 76 65 |
| | | | | | | | | | | | | 230 | H | Niagara | 60 58 |
| | | | | | | | | | | | | 237 | A | Loyola Maryland | 43 64 |
| | | | | | | | | | | | | 237 | H | Loyola Maryland | 67 61 |
| | | | | | | | | | | | | 265 | A | Siena | 54 70 |
| | | | | | | | | | | | | 265 | H | Siena | 71 47 |
| | | | | | | | | | | | | 270 | H | Colgate | 73 47 |
| | | | | | | | | | | | | 272 | A | Canisius | 68 54 |
| | | | | | | | | | | | | 272 | H | Canisius | 84 79 |
| | | | | | | | | | | | | 273 | H | Bryant | 71 77 |
| | | | | | | | | | | | | 322 | H | Manhattan | 76 46 |
| | | | | | | | | | | | | 331 | A | Saint Peter's | 84 58 |
| | | | | | | | | | | | | 331 | H | Saint Peter's | 93 62 |
| | | | | | | | | | | | | 333 | A | Wagner | 74 64 |
| | | | | | | | | | | | | 340 | A | Columbia | 67 63 |
| LAST 12 Division I GAMES: | | | | | | | | | | | | | | | |
| 265 | H | Siena | 71 47 | 179 | A | Fairfield | 62 47 | | | | | | | | |
| 237 | H | Loyola Maryland | 67 61 | 265 | A | Siena | 54 70 | | | | | | | | |
| 272 | H | Canisius | 84 79 | 237 | A | Loyola Maryland | 43 64 | | | | | | | | |
| 331 | A | Saint Peter's | 84 58 | 230 | H | Niagara | 60 58 | | | | | | | | |
| 188 | H | Rider | 88 58 | 331 | H | Saint Peter's | 93 62 | | | | | | | | |
| 47 | H | Marist | 40 63 | 179 | H | Fairfield | 54 60 | | | | | | | | |

Non-Div I Games:

Iona

■ Loss,
 ■ Non-Conf, S Site,
 ■ Home
 ■ Away
 N Neutral

| | | | | | | | | | |
|-----------------------------|----------|-----------|----------------|-------------|---------------|----------|------|-------|-----------|
| Average RPI Win: 108 | WON-LOST | WINNING | LAST 12 | STRENGTH OF | OPP. STRENGTH | TEAM | ADJ. | CONF. | ADJ CONF. |
| Average RPI Loss: 43 | RECORD | PCT. RANK | GAMES | SCHEDULE | OF SCHEDULE | RPI | RPI | RPI | RPI |
| DIV. I ONLY | 17- 11 | 109 | 5- 7 | 11 | 13 | 35 | 35 | 2 | 2 |
| DIV. I NON-CONF. | 11- 3 | 41 | 0- 0 | 45 | 25 | 23 | 23 | 2 | 2 |
| TOTALS | RPI 1-25 | RPI 26-50 | W-L RECORDS | RPI 51-100 | RPI 101-150 | RPI 150+ | | | |
| 17- 11 | 3- 5 | 2- 2 | OVERALL | 4- 3 | 3- 1 | 5- 0 | | | |
| 10- 5 | 2- 3 | 0- 1 | HOME | 3- 1 | 1- 0 | 4- 0 | | | |
| 5- 6 | 1- 0 | 1- 0 | AWAY | 1- 0 | 1- 1 | 1- 0 | | | |
| 2- 0 | 0- 0 | 1- 0 | NEUTRAL | 0- 0 | 1- 0 | 0- 0 | | | |
| 11- 3 | 1- 2 | 1- 0 | NON-CONFERENCE | 3- 0 | 1- 1 | 5- 0 | | | |
| 7- 1 | 1- 1 | 0- 0 | HOME | 2- 0 | 0- 0 | 4- 0 | | | |
| 2- 2 | 0- 1 | 0- 0 | AWAY | 1- 0 | 0- 1 | 1- 0 | | | |
| 2- 0 | 0- 0 | 1- 0 | NEUTRAL | 0- 0 | 1- 0 | 0- 0 | | | |
| 6- 8 | 2- 3 | 1- 2 | CONFERENCE | 1- 3 | 2- 0 | 0- 0 | | | |
| 3- 4 | 1- 2 | 0- 1 | HOME | 1- 1 | 1- 0 | 0- 0 | | | |
| 3- 4 | 1- 1 | 1- 1 | AWAY | 0- 2 | 1- 0 | 0- 0 | | | |
| 0- 0 | 0- 0 | 0- 0 | NEUTRAL | 0- 0 | 0- 0 | 0- 0 | | | |

| RPI S | Opponent | Score | RPI S | Opponent | Score | Team's RPI: 35 | RPI S | Opponent | Score | RPI S | Opponent | Score |
|---------------------------|------------------|--------------|-------|-----------------|--------------|----------------|-------|----------------|--------------|-------|-----------------|--------------|
| 5 | H Penn St. | 69 81 | 29 | A Michigan St. | 54 65 | | 52 | H Middle Tenn. | 69 63 | 104 | A FIU | 65 66 |
| 15 | A Nebraska | 46 66 | 30 | A Michigan | 63 57 | | 55 | A Illinois | 62 74 | 108 | N Texas | 86 63 |
| 15 | H Nebraska | 75 76 | 30 | H Michigan | 64 68 | | 70 | H Illinois St. | 74 64 | 113 | A Wisconsin | 65 56 |
| 16 | A Purdue | 72 52 | 42 | N West Virginia | 79 70 | | 80 | A San Diego | 83 73 | 113 | H Wisconsin | 71 60 |
| 16 | H Purdue | 62 46 | | | | | 81 | A Minnesota | 60 72 | 151 | H Missouri St. | 97 43 |
| 18 | H North Carolina | 64 77 | | | | | 86 | H Ohio St. | 77 71 | 152 | H UNI | 68 46 |
| 23 | A Florida St. | 69 83 | | | | | 94 | H Northwestern | 65 67 | 257 | A Drake | 82 65 |
| 25 | H Iowa St. | 50 42 | | | | | | | | 260 | H Northern Ill. | 63 40 |
| | | | | | | | | | | 267 | H Robert Morris | 58 44 |
| LAST 12 Division I GAMES: | | | | | | | | | | | | |
| 15 | A Nebraska | 46 66 | 55 | A Illinois | 62 74 | | | | | | | |
| 16 | A Purdue | 72 52 | 30 | A Michigan | 63 57 | | | | | | | |
| 5 | H Penn St. | 69 81 | 113 | H Wisconsin | 71 60 | | | | | | | |
| 15 | H Nebraska | 75 76 | 16 | H Purdue | 62 46 | | | | | | | |
| 81 | A Minnesota | 60 72 | 29 | A Michigan St. | 54 65 | | | | | | | |
| 94 | H Northwestern | 65 67 | 113 | A Wisconsin | 65 56 | | | | | | | |

Non-Div I Games:

Iowa

■ Loss,
 ■ Non-Conf, S Site,
 ■ Home
 ■ Away
 N Neutral

| | | | | | | | | | | |
|-------------------|----------|-----------|----------------|------------|-------------|---------------|------|------|-------|-----------|
| Average RPI Win: | 140 | WON-LOST | WINNING | LAST 12 | STRENGTH OF | OPP. STRENGTH | TEAM | ADJ. | CONF. | ADJ CONF. |
| Average RPI Loss: | 28 | RECORD | PCT. RANK | GAMES | SCHEDULE | OF SCHEDULE | RPI | RPI | RPI | RPI |
| DIV. I ONLY | 19- 6 | 40 | 8- 4 | 52 | 15 | 25 | 25 | 1 | 1 | |
| DIV. I NON-CONF. | 9- 1 | 20 | 0- 0 | 270 | 172 | 65 | 65 | 1 | 1 | |
| TOTALS | RPI 1-25 | RPI 26-50 | W-L RECORDS | RPI 51-100 | RPI 101-150 | RPI 150+ | | | | |
| 19- 6 | 0- 2 | 5- 4 | OVERALL | 3- 0 | 2- 0 | 9- 0 | | | | |
| 11- 2 | 0- 1 | 2- 1 | HOME | 1- 0 | 1- 0 | 7- 0 | | | | |
| 6- 4 | 0- 1 | 3- 3 | AWAY | 1- 0 | 1- 0 | 1- 0 | | | | |
| 2- 0 | 0- 0 | 0- 0 | NEUTRAL | 1- 0 | 0- 0 | 1- 0 | | | | |
| 9- 1 | 0- 0 | 0- 1 | NON-CONFERENCE | 1- 0 | 0- 0 | 8- 0 | | | | |
| 6- 0 | 0- 0 | 0- 0 | HOME | 0- 0 | 0- 0 | 6- 0 | | | | |
| 1- 1 | 0- 0 | 0- 1 | AWAY | 0- 0 | 0- 0 | 1- 0 | | | | |
| 2- 0 | 0- 0 | 0- 0 | NEUTRAL | 1- 0 | 0- 0 | 1- 0 | | | | |
| 10- 5 | 0- 2 | 5- 3 | CONFERENCE | 2- 0 | 2- 0 | 1- 0 | | | | |
| 5- 2 | 0- 1 | 2- 1 | HOME | 1- 0 | 1- 0 | 1- 0 | | | | |
| 5- 3 | 0- 1 | 3- 2 | AWAY | 1- 0 | 1- 0 | 0- 0 | | | | |
| 0- 0 | 0- 0 | 0- 0 | NEUTRAL | 0- 0 | 0- 0 | 0- 0 | | | | |

| RPI 1-25 | | | | Team's RPI: 25 | | RPI 26-50 | | | | RPI 51-100 | | | | RPI 101+ | | | |
|---------------------------|---|----------|-------|----------------|---|---------------|-------|-----|---|---------------|-------|-----|---|------------------|-------|--|--|
| RPI | S | Opponent | Score | RPI | S | Opponent | Score | RPI | S | Opponent | Score | RPI | S | Opponent | Score | | |
| 1 | A | Baylor | 39 67 | 31 | A | Texas Tech | 58 54 | 55 | N | Illinois | 68 50 | 108 | A | Texas | 67 48 | | |
| 1 | H | Baylor | 51 66 | 31 | H | Texas Tech | 67 52 | 71 | A | Kansas St. | 69 50 | 108 | H | Texas | 73 65 | | |
| | | | | 33 | A | Oklahoma | 72 68 | 71 | H | Kansas St. | 87 71 | 152 | A | UNI | 67 59 | | |
| | | | | 33 | H | Oklahoma | 82 61 | | | | | 171 | H | TCU | 68 52 | | |
| | | | | 35 | A | Iowa | 42 50 | | | | | 179 | H | Fairfield | 60 43 | | |
| | | | | 39 | A | Oklahoma St. | 42 71 | | | | | 197 | N | Loyola Marymount | 55 33 | | |
| | | | | 42 | A | West Virginia | 53 49 | | | | | 231 | H | North Dakota | 73 34 | | |
| | | | | 42 | H | West Virginia | 66 68 | | | | | 246 | H | Western Ill. | 84 65 | | |
| | | | | 49 | A | Kansas | 75 78 | | | | | 257 | H | Drake | 87 45 | | |
| | | | | | | | | | | | | 325 | H | Alabama St. | 86 47 | | |
| | | | | | | | | | | | | 326 | H | Air Force | 83 35 | | |
| LAST 12 Division I GAMES: | | | | | | | | | | | | | | | | | |
| | | | | 71 | A | Kansas St. | 69 50 | 49 | A | Kansas | 75 78 | | | | | | |
| | | | | 42 | H | West Virginia | 66 68 | 42 | A | West Virginia | 53 49 | | | | | | |
| | | | | 33 | A | Oklahoma | 72 68 | 1 | H | Baylor | 51 66 | | | | | | |
| | | | | 71 | H | Kansas St. | 87 71 | 39 | A | Oklahoma St. | 42 71 | | | | | | |
| | | | | 108 | A | Texas | 67 48 | 33 | H | Oklahoma | 82 61 | | | | | | |
| | | | | 31 | H | Texas Tech | 67 52 | 171 | H | TCU | 68 52 | | | | | | |

Non-Div I Games:

Iowa St.

| | | | | | | | | | | |
|-------------------|----------|-----------|----------------|------------|-------------|---------------|------|------|-------|-----------|
| Average RPI Win: | 304 | WON-LOST | WINNING | LAST 12 | STRENGTH OF | OPP. STRENGTH | TEAM | ADJ. | CONF. | ADJ CONF. |
| Average RPI Loss: | 217 | RECORD | PCT. RANK | GAMES | SCHEDULE | OF SCHEDULE | RPI | RPI | RPI | RPI |
| DIV. I ONLY | 10- 14 | 210 | 6- 6 | 342 | 340 | 310 | 310 | 32 | 32 | |
| DIV. I NON-CONF. | 3- 6 | 242 | 0- 0 | 333 | 302 | 294 | 294 | 31 | 31 | |
| TOTALS | RPI 1-25 | RPI 26-50 | W-L RECORDS | RPI 51-100 | RPI 101-150 | RPI 150+ | | | | |
| 10- 14 | 0- 0 | 0- 0 | OVERALL | 0- 1 | 0- 2 | 10- 11 | | | | |
| 5- 3 | 0- 0 | 0- 0 | HOME | 0- 0 | 0- 0 | 5- 3 | | | | |
| 4- 10 | 0- 0 | 0- 0 | AWAY | 0- 1 | 0- 1 | 4- 7 | | | | |
| 1- 1 | 0- 0 | 0- 0 | NEUTRAL | 0- 0 | 0- 1 | 1- 0 | | | | |
| 3- 6 | 0- 0 | 0- 0 | NON-CONFERENCE | 0- 1 | 0- 2 | 3- 3 | | | | |
| 0- 1 | 0- 0 | 0- 0 | HOME | 0- 0 | 0- 0 | 0- 1 | | | | |
| 2- 4 | 0- 0 | 0- 0 | AWAY | 0- 1 | 0- 1 | 2- 2 | | | | |
| 1- 1 | 0- 0 | 0- 0 | NEUTRAL | 0- 0 | 0- 1 | 1- 0 | | | | |
| 7- 8 | 0- 0 | 0- 0 | CONFERENCE | 0- 0 | 0- 0 | 7- 8 | | | | |
| 5- 2 | 0- 0 | 0- 0 | HOME | 0- 0 | 0- 0 | 5- 2 | | | | |
| 2- 6 | 0- 0 | 0- 0 | AWAY | 0- 0 | 0- 0 | 2- 6 | | | | |
| 0- 0 | 0- 0 | 0- 0 | NEUTRAL | 0- 0 | 0- 0 | 0- 0 | | | | |

| RPI 1-25 | | | RPI 26-50 | | | RPI 51-100 | | | | RPI 101+ | | | Team's RPI: 310 | | | | |
|---------------------------|---|----------|-----------|-----|---|------------------|-------|-----|---|----------|-------|------------------|-----------------|----------|------------------|----|----|
| RPI | S | Opponent | Score | RPI | S | Opponent | Score | RPI | S | Opponent | Score | RPI | S | Opponent | Score | | |
| | | | | | | | | 62 | A | Arkansas | 58 | 97 | 108 | A | Texas | 53 | 80 |
| | | | | | | | | | | | | | 112 | N | Navy | 48 | 72 |
| | | | | | | | | | | | | | 157 | A | Texas Southern | 66 | 73 |
| | | | | | | | | | | | | | 157 | H | Texas Southern | 58 | 67 |
| | | | | | | | | | | | | | 183 | A | Eastern Ky. | 56 | 64 |
| | | | | | | | | | | | | | 227 | A | Mississippi Val. | 64 | 78 |
| | | | | | | | | | | | | | 227 | H | Mississippi Val. | 73 | 68 |
| | | | | | | | | | | | | | 232 | N | Marshall | 67 | 63 |
| | | | | | | | | | | | | | 241 | A | Prairie View | 53 | 59 |
| | | | | | | | | | | | | | 241 | H | Prairie View | 62 | 56 |
| | | | | | | | | | | | | | 283 | A | La.-Lafayette | 57 | 68 |
| | | | | | | | | | | | | | 290 | H | Southeastern La. | 54 | 66 |
| | | | | | | | | | | | | | 295 | A | Southern U. | 54 | 56 |
| | | | | | | | | | | | | | 295 | H | Southern U. | 59 | 72 |
| | | | | | | | | | | | | | 299 | A | Alabama A&M | 48 | 66 |
| | | | | | | | | | | | | | 319 | A | Grambling | 61 | 54 |
| | | | | | | | | | | | | | 319 | H | Grambling | 71 | 67 |
| | | | | | | | | | | | | | 325 | A | Alabama St. | 62 | 76 |
| | | | | | | | | | | | | | 336 | H | Ark.-Pine Bluff | 70 | 59 |
| | | | | | | | | | | | | | 339 | A | Alcorn | 40 | 34 |
| | | | | | | | | | | | | | 339 | H | Alcorn | 59 | 56 |
| | | | | | | | | | | | | | 344 | A | Houston Baptist | 65 | 57 |
| | | | | | | | | | | | | | 345 | A | New Orleans | 82 | 51 |
| LAST 12 Division I GAMES: | | | | | | | | | | | | | | | | | |
| | | | | 227 | A | Mississippi Val. | 64 | 78 | | 336 | H | Ark.-Pine Bluff | 70 | 59 | | | |
| | | | | 319 | H | Grambling | 71 | 67 | | 227 | H | Mississippi Val. | 73 | 68 | | | |
| | | | | 241 | H | Prairie View | 62 | 56 | | 319 | A | Grambling | 61 | 54 | | | |
| | | | | 157 | H | Texas Southern | 58 | 67 | | 241 | A | Prairie View | 53 | 59 | | | |
| | | | | 295 | A | Southern U. | 54 | 56 | | 157 | A | Texas Southern | 66 | 73 | | | |
| | | | | 339 | A | Alcorn | 40 | 34 | | 295 | H | Southern U. | 59 | 72 | | | |

Non-Div I Games:

Jackson St.

Jacksonville

Through Games Of Sunday, February 24, 2013

| | | | | | | | | | | |
|-------------------|----------|-----------|----------------|------------|-------------|---------------|------|------|-------|-----------|
| Average RPI Win: | 293 | WON-LOST | WINNING | LAST 12 | STRENGTH OF | OPP. STRENGTH | TEAM | ADJ. | CONF. | ADJ CONF. |
| Average RPI Loss: | 174 | RECORD | PCT. RANK | GAMES | SCHEDULE | OF SCHEDULE | RPI | RPI | RPI | RPI |
| DIV. I ONLY | 9- 17 | 258 | 3- 9 | 305 | 293 | 311 | 311 | 29 | 29 | |
| DIV. I NON-CONF. | 5- 7 | 211 | 0- 0 | 324 | 262 | 299 | 299 | 27 | 27 | |
| TOTALS | RPI 1-25 | RPI 26-50 | W-L RECORDS | RPI 51-100 | RPI 101-150 | RPI 150+ | | | | |
| 9- 17 | 0- 0 | 0- 0 | OVERALL | 0- 4 | 0- 5 | 9- 8 | | | | |
| 8- 6 | 0- 0 | 0- 0 | HOME | 0- 2 | 0- 2 | 8- 2 | | | | |
| 1- 11 | 0- 0 | 0- 0 | AWAY | 0- 2 | 0- 3 | 1- 6 | | | | |
| 0- 0 | 0- 0 | 0- 0 | NEUTRAL | 0- 0 | 0- 0 | 0- 0 | | | | |
| 5- 7 | 0- 0 | 0- 0 | NON-CONFERENCE | 0- 2 | 0- 1 | 5- 4 | | | | |
| 4- 3 | 0- 0 | 0- 0 | HOME | 0- 1 | 0- 0 | 4- 2 | | | | |
| 1- 4 | 0- 0 | 0- 0 | AWAY | 0- 1 | 0- 1 | 1- 2 | | | | |
| 0- 0 | 0- 0 | 0- 0 | NEUTRAL | 0- 0 | 0- 0 | 0- 0 | | | | |
| 4- 10 | 0- 0 | 0- 0 | CONFERENCE | 0- 2 | 0- 4 | 4- 4 | | | | |
| 4- 3 | 0- 0 | 0- 0 | HOME | 0- 1 | 0- 2 | 4- 0 | | | | |
| 0- 7 | 0- 0 | 0- 0 | AWAY | 0- 1 | 0- 2 | 0- 4 | | | | |
| 0- 0 | 0- 0 | 0- 0 | NEUTRAL | 0- 0 | 0- 0 | 0- 0 | | | | |

| RPI 1-25 | | | | RPI 26-50 | | | | RPI 51-100 | | | | RPI 101+ | | | | Team's RPI: 311 | |
|---------------------------|---|----------------|-------|-----------|-----|----------|----------------|------------|----|------------|-------|----------|-----|----------|--------------------|-----------------|----|
| RPI | S | Opponent | Score | RPI | S | Opponent | Score | RPI | S | Opponent | Score | RPI | S | Opponent | Score | | |
| | | | | | | | | 51 | A | FGCU | 57 | 74 | 111 | A | Stetson | 56 | 73 |
| | | | | | | | | 51 | H | FGCU | 49 | 80 | 111 | H | Stetson | 51 | 72 |
| | | | | | | | | 58 | H | South Fla. | 52 | 92 | 121 | A | South Carolina St. | 45 | 68 |
| | | | | | | | | 90 | A | Auburn | 49 | 85 | 136 | A | Mercer | 61 | 68 |
| | | | | | | | | | | | | | 136 | H | Mercer | 68 | 72 |
| | | | | | | | | | | | | | 166 | A | Clemson | 58 | 87 |
| | | | | | | | | | | | | | 176 | H | Northern Ky. | 65 | 60 |
| | | | | | | | | | | | | | 198 | A | Fla. Atlantic | 79 | 96 |
| | | | | | | | | | | | | | 248 | A | East Tenn. St. | 57 | 74 |
| | | | | | | | | | | | | | 248 | H | East Tenn. St. | 90 | 81 |
| | | | | | | | | | | | | | 262 | A | USC Upstate | 53 | 72 |
| | | | | | | | | | | | | | 282 | A | North Florida | 63 | 66 |
| | | | | | | | | | | | | | 282 | H | North Florida | 57 | 55 |
| | | | | | | | | | | | | | 288 | H | Florida A&M | 69 | 72 |
| | | | | | | | | | | | | | 300 | H | Vermont | 78 | 67 |
| | | | | | | | | | | | | | 306 | H | Troy | 83 | 88 |
| | | | | | | | | | | | | | 312 | H | Bethune-Cookman | 68 | 54 |
| | | | | | | | | | | | | | 315 | H | Savannah St. | 72 | 60 |
| | | | | | | | | | | | | | 330 | H | Lipscomb | 58 | 45 |
| | | | | | | | | | | | | | 335 | A | Kennesaw St. | 51 | 57 |
| | | | | | | | | | | | | | 335 | H | Kennesaw St. | 64 | 52 |
| | | | | | | | | | | | | | 343 | A | Jacksonville St. | 72 | 69 |
| LAST 12 Division I GAMES: | | | | | | | | | | | | | | | | | |
| 248 | H | East Tenn. St. | 90 | 81 | 248 | A | East Tenn. St. | 57 | 74 | | | | | | | | |
| 282 | H | North Florida | 57 | 55 | 262 | A | USC Upstate | 53 | 72 | | | | | | | | |
| 136 | A | Mercer | 61 | 68 | 282 | A | North Florida | 63 | 66 | | | | | | | | |
| 335 | A | Kennesaw St. | 51 | 57 | 335 | H | Kennesaw St. | 64 | 52 | | | | | | | | |
| 111 | H | Stetson | 51 | 72 | 136 | H | Mercer | 68 | 72 | | | | | | | | |
| 51 | H | FGCU | 49 | 80 | 111 | A | Stetson | 56 | 73 | | | | | | | | |

Non-Div I Games:

Jacksonville

■ Loss,
■ Non-Conf,
■ S Site,
■ Home
■ A Away
N Neutral

| | | | | | | | | | | |
|-------------------|----------|-----------|----------------|------------|-------------|---------------|------|------|-------|-----------|
| Average RPI Win: | 281 | WON-LOST | WINNING | LAST 12 | STRENGTH OF | OPP. STRENGTH | TEAM | ADJ. | CONF. | ADJ CONF. |
| Average RPI Loss: | 216 | RECORD | PCT. RANK | GAMES | SCHEDULE | OF SCHEDULE | RPI | RPI | RPI | RPI |
| DIV. I ONLY | 1- 25 | 342 | 1- 11 | 264 | 329 | 343 | 343 | 28 | 28 | |
| DIV. I NON-CONF. | 0- 11 | 337 | 0- 0 | 261 | 336 | 342 | 342 | 29 | 29 | |
| TOTALS | RPI 1-25 | RPI 26-50 | W-L RECORDS | RPI 51-100 | RPI 101-150 | RPI 150+ | | | | |
| 1- 25 | 0- 0 | 0- 0 | OVERALL | 0- 1 | 0- 2 | 1- 22 | | | | |
| 1- 10 | 0- 0 | 0- 0 | HOME | 0- 0 | 0- 0 | 1- 10 | | | | |
| 0- 14 | 0- 0 | 0- 0 | AWAY | 0- 1 | 0- 2 | 0- 11 | | | | |
| 0- 1 | 0- 0 | 0- 0 | NEUTRAL | 0- 0 | 0- 0 | 0- 1 | | | | |
| 0- 11 | 0- 0 | 0- 0 | NON-CONFERENCE | 0- 1 | 0- 1 | 0- 9 | | | | |
| 0- 3 | 0- 0 | 0- 0 | HOME | 0- 0 | 0- 0 | 0- 3 | | | | |
| 0- 7 | 0- 0 | 0- 0 | AWAY | 0- 1 | 0- 1 | 0- 5 | | | | |
| 0- 1 | 0- 0 | 0- 0 | NEUTRAL | 0- 0 | 0- 0 | 0- 1 | | | | |
| 1- 14 | 0- 0 | 0- 0 | CONFERENCE | 0- 0 | 0- 1 | 1- 13 | | | | |
| 1- 7 | 0- 0 | 0- 0 | HOME | 0- 0 | 0- 0 | 1- 7 | | | | |
| 0- 7 | 0- 0 | 0- 0 | AWAY | 0- 0 | 0- 1 | 0- 6 | | | | |
| 0- 0 | 0- 0 | 0- 0 | NEUTRAL | 0- 0 | 0- 0 | 0- 0 | | | | |

| RPI S | Opponent | Score | RPI S | Opponent | Score | RPI S | Opponent | Score | RPI S | Opponent | Score | Team's RPI: 343 |
|---------------------------|-------------------|-------|-------|------------------|-------|-------|-------------|-------|-------|-------------------|-------|-----------------|
| | | | | | | 56 A | Chattanooga | 59 72 | 102 A | Eastern Ill. | 53 76 | |
| | | | | | | | | | 136 A | Mercer | 51 63 | |
| | | | | | | | | | 155 A | UT Martin | 63 93 | |
| | | | | | | | | | 165 A | Alabama | 43 80 | |
| | | | | | | | | | 173 N | Campbell | 53 66 | |
| | | | | | | | | | 183 A | Eastern Ky. | 69 80 | |
| | | | | | | | | | 183 H | Eastern Ky. | 51 69 | |
| | | | | | | | | | 184 A | Tennessee Tech | 52 79 | |
| | | | | | | | | | 184 H | Tennessee Tech | 51 73 | |
| | | | | | | | | | 187 H | Belmont | 62 68 | |
| | | | | | | | | | 191 A | Mississippi St. | 54 69 | |
| | | | | | | | | | 200 A | SIU Edwardsville | 58 80 | |
| | | | | | | | | | 213 A | Tennessee St. | 67 76 | |
| | | | | | | | | | 213 H | Tennessee St. | 68 88 | |
| | | | | | | | | | 221 H | Murray St. | 58 68 | |
| | | | | | | | | | 242 A | Georgia St. | 50 79 | |
| | | | | | | | | | 255 H | Samford | 45 48 | |
| | | | | | | | | | 281 H | Southeast Mo. St. | 60 57 | |
| | | | | | | | | | 282 A | North Florida | 45 52 | |
| | | | | | | | | | 303 A | Morehead St. | 54 68 | |
| | | | | | | | | | 303 H | Morehead St. | 59 70 | |
| | | | | | | | | | 305 H | Austin Peay | 71 78 | |
| | | | | | | | | | 311 H | Jacksonville | 69 72 | |
| | | | | | | | | | 330 A | Lipscomb | 54 67 | |
| | | | | | | | | | 335 H | Kennesaw St. | 50 51 | |
| LAST 12 Division I GAMES: | | | | | | | | | | | | |
| 281 H | Southeast Mo. St. | 60 57 | 221 H | Murray St. | 58 68 | | | | | | | |
| 303 A | Morehead St. | 54 68 | 213 A | Tennessee St. | 67 76 | | | | | | | |
| 183 A | Eastern Ky. | 69 80 | 183 H | Eastern Ky. | 51 69 | | | | | | | |
| 184 A | Tennessee Tech | 52 79 | 200 A | SIU Edwardsville | 58 80 | | | | | | | |
| 303 H | Morehead St. | 59 70 | 102 A | Eastern Ill. | 53 76 | | | | | | | |
| 305 H | Austin Peay | 71 78 | 187 H | Belmont | 62 68 | | | | | | | |

Non-Div I Games: Reinhardt

60 65

Jacksonville St.

| | | | | | | | | | | |
|-------------------|----------|-----------|----------------|------------|-------------|---------------|------|------|-------|-----------|
| Average RPI Win: | 213 | WON-LOST | WINNING | LAST 12 | STRENGTH OF | OPP. STRENGTH | TEAM | ADJ. | CONF. | ADJ CONF. |
| Average RPI Loss: | 59 | RECORD | PCT. RANK | GAMES | SCHEDULE | OF SCHEDULE | RPI | RPI | RPI | RPI |
| DIV. I ONLY | 18- 9 | 79 | 10- 2 | 92 | 129 | 82 | 82 | 14 | 14 | |
| DIV. I NON-CONF. | 6- 6 | 159 | 0- 0 | 28 | 136 | 111 | 111 | 15 | 15 | |
| TOTALS | RPI 1-25 | RPI 26-50 | W-L RECORDS | RPI 51-100 | RPI 101-150 | RPI 150+ | | | | |
| 18- 9 | 0- 2 | 1- 2 | OVERALL | 1- 5 | 5- 0 | 11- 0 | | | | |
| 9- 5 | 0- 1 | 0- 1 | HOME | 0- 3 | 3- 0 | 6- 0 | | | | |
| 7- 3 | 0- 1 | 0- 1 | AWAY | 0- 1 | 2- 0 | 5- 0 | | | | |
| 2- 1 | 0- 0 | 1- 0 | NEUTRAL | 1- 1 | 0- 0 | 0- 0 | | | | |
| 6- 6 | 0- 0 | 1- 2 | NON-CONFERENCE | 1- 4 | 1- 0 | 3- 0 | | | | |
| 4- 3 | 0- 0 | 0- 1 | HOME | 0- 2 | 1- 0 | 3- 0 | | | | |
| 0- 2 | 0- 0 | 0- 1 | AWAY | 0- 1 | 0- 0 | 0- 0 | | | | |
| 2- 1 | 0- 0 | 1- 0 | NEUTRAL | 1- 1 | 0- 0 | 0- 0 | | | | |
| 12- 3 | 0- 2 | 0- 0 | CONFERENCE | 0- 1 | 4- 0 | 8- 0 | | | | |
| 5- 2 | 0- 1 | 0- 0 | HOME | 0- 1 | 2- 0 | 3- 0 | | | | |
| 7- 1 | 0- 1 | 0- 0 | AWAY | 0- 0 | 2- 0 | 5- 0 | | | | |
| 0- 0 | 0- 0 | 0- 0 | NEUTRAL | 0- 0 | 0- 0 | 0- 0 | | | | |

| RPI 1-25 | | | | RPI 26-50 | | | | RPI 51-100 Team's RPI: 82 | | | | RPI 101+ | | | |
|---------------------------|---|----------------|-------|-----------|---|----------------|-------|---------------------------|---|-------------|-------|----------|---|----------------|-------|
| RPI | S | Opponent | Score | RPI | S | Opponent | Score | RPI | S | Opponent | Score | RPI | S | Opponent | Score |
| 20 | A | Delaware | 60 61 | 26 | N | Green Bay | 89 86 | 67 | H | Liberty | 48 60 | 116 | H | Northeastern | 68 65 |
| 20 | H | Delaware | 64 71 | 34 | A | Duquesne | 57 62 | 77 | A | Virginia | 57 78 | 117 | A | Old Dominion | 68 56 |
| | | | | 44 | H | Quinnipiac | 60 65 | 79 | N | Wichita St. | 63 58 | 123 | H | American | 65 49 |
| | | | | | | | | 81 | N | Minnesota | 62 80 | 141 | A | Hofstra | 68 60 |
| | | | | | | | | 92 | H | Drexel | 46 48 | 141 | H | Hofstra | 85 62 |
| | | | | | | | | 98 | H | Richmond | 66 70 | 221 | H | Murray St. | 71 51 |
| | | | | | | | | | | | | 242 | A | Georgia St. | 65 49 |
| | | | | | | | | | | | | 271 | A | George Mason | 71 55 |
| | | | | | | | | | | | | 279 | A | Towson | 75 61 |
| | | | | | | | | | | | | 279 | H | Towson | 79 45 |
| | | | | | | | | | | | | 284 | A | William & Mary | 68 63 |
| | | | | | | | | | | | | 284 | H | William & Mary | 82 52 |
| | | | | | | | | | | | | 297 | A | UNC Wilmington | 60 39 |
| | | | | | | | | | | | | 297 | H | UNC Wilmington | 74 43 |
| | | | | | | | | | | | | 308 | H | Ga. Southern | 93 44 |
| | | | | | | | | | | | | 321 | H | Maine | 88 34 |
| LAST 12 Division I GAMES: | | | | | | | | | | | | | | | |
| 20 | A | Delaware | 60 61 | 284 | A | William & Mary | 68 63 | | | | | | | | |
| 279 | H | Towson | 79 45 | 279 | A | Towson | 75 61 | | | | | | | | |
| 141 | A | Hofstra | 68 60 | 141 | H | Hofstra | 85 62 | | | | | | | | |
| 117 | A | Old Dominion | 68 56 | 271 | A | George Mason | 71 55 | | | | | | | | |
| 20 | H | Delaware | 64 71 | 242 | A | Georgia St. | 65 49 | | | | | | | | |
| 297 | H | UNC Wilmington | 74 43 | 284 | H | William & Mary | 82 52 | | | | | | | | |

Non-Div I Games:

James Madison

Kansas

Average RPI Win: **138**
Average RPI Loss: **36**

WON-LOST RECORD
PCT. RANK
LAST 12 GAMES

Through Games Of Sunday, February 24, 2013

STRENGTH OF SCHEDULE
OPP. STRENGTH OF SCHEDULE
TEAM RPI
ADJ. RPI
CONF. RPI
ADJ CONF. RPI

| | | | | | | | | | |
|------------------|----------|-----------|----------------|------------|-------------|----------|----|---|---|
| DIV. I ONLY | 15- 10 | 110 | 5- 7 | 27 | 11 | 49 | 49 | 1 | 1 |
| DIV. I NON-CONF. | 8- 2 | 40 | 0- 0 | 105 | 128 | 37 | 37 | 1 | 1 |
| TOTALS | RPI 1-25 | RPI 26-50 | W-L RECORDS | RPI 51-100 | RPI 101-150 | RPI 150+ | | | |
| 15- 10 | 2- 3 | 2- 5 | OVERALL | 3- 1 | 2- 1 | 6- 0 | | | |
| 11- 4 | 1- 1 | 1- 3 | HOME | 2- 0 | 2- 0 | 5- 0 | | | |
| 4- 6 | 1- 2 | 1- 2 | AWAY | 1- 1 | 0- 1 | 1- 0 | | | |
| 0- 0 | 0- 0 | 0- 0 | NEUTRAL | 0- 0 | 0- 0 | 0- 0 | | | |
| 8- 2 | 1- 1 | 0- 0 | NON-CONFERENCE | 1- 1 | 1- 0 | 5- 0 | | | |
| 7- 0 | 0- 0 | 0- 0 | HOME | 1- 0 | 1- 0 | 5- 0 | | | |
| 1- 2 | 1- 1 | 0- 0 | AWAY | 0- 1 | 0- 0 | 0- 0 | | | |
| 0- 0 | 0- 0 | 0- 0 | NEUTRAL | 0- 0 | 0- 0 | 0- 0 | | | |
| 7- 8 | 1- 2 | 2- 5 | CONFERENCE | 2- 0 | 1- 1 | 1- 0 | | | |
| 4- 4 | 1- 1 | 1- 3 | HOME | 1- 0 | 1- 0 | 0- 0 | | | |
| 3- 4 | 0- 1 | 1- 2 | AWAY | 1- 0 | 0- 1 | 1- 0 | | | |
| 0- 0 | 0- 0 | 0- 0 | NEUTRAL | 0- 0 | 0- 0 | 0- 0 | | | |

| RPI 1-25 | | | | RPI 26-50 | | | | Team's RPI: 49 | | | | RPI 51-100 | | | | RPI 101+ | | | |
|---------------------------|---|------------|-------|-----------|---|---------------|-------|----------------|---|--------------|-------|------------|---|-------------------|--------|----------|---|----------|-------|
| RPI | S | Opponent | Score | RPI | S | Opponent | Score | RPI | S | Opponent | Score | RPI | S | Opponent | Score | RPI | S | Opponent | Score |
| 1 | A | Baylor | 45 86 | 31 | A | Texas Tech | 63 70 | 62 | A | Arkansas | 56 64 | 108 | A | Texas | 83 93 | | | | |
| 1 | H | Baylor | 60 82 | 31 | H | Texas Tech | 70 72 | 71 | A | Kansas St. | 89 80 | 108 | H | Texas | 76 38 | | | | |
| 8 | A | California | 79 88 | 33 | H | Oklahoma | 81 71 | 71 | H | Kansas St. | 72 63 | 135 | H | Idaho St. | 52 36 | | | | |
| 24 | A | Creighton | 58 48 | 39 | A | Oklahoma St. | 59 76 | 81 | H | Minnesota | 65 53 | 168 | H | Wake Forest | 64 58 | | | | |
| 25 | H | Iowa St. | 78 75 | 39 | H | Oklahoma St. | 52 65 | | | | | 171 | A | TCU | 76 75 | | | | |
| | | | | 42 | A | West Virginia | 60 59 | | | | | 241 | H | Prairie View | 72 60 | | | | |
| | | | | 42 | H | West Virginia | 56 72 | | | | | 281 | H | Southeast Mo. St. | 68 58 | | | | |
| | | | | | | | | | | | | 299 | H | Alabama A&M | 76 59 | | | | |
| | | | | | | | | | | | | 319 | H | Grambling | 101 47 | | | | |
| LAST 12 Division I GAMES: | | | | | | | | | | | | | | | | | | | |
| | | | | 31 | H | Texas Tech | 70 72 | 71 | A | Kansas St. | 89 80 | | | | | | | | |
| | | | | 108 | A | Texas | 83 93 | 25 | H | Iowa St. | 78 75 | | | | | | | | |
| | | | | 33 | H | Oklahoma | 81 71 | 39 | H | Oklahoma St. | 52 65 | | | | | | | | |
| | | | | 171 | A | TCU | 76 75 | 108 | H | Texas | 76 38 | | | | | | | | |
| | | | | 42 | H | West Virginia | 56 72 | 31 | A | Texas Tech | 63 70 | | | | | | | | |
| | | | | 1 | A | Baylor | 45 86 | 1 | H | Baylor | 60 82 | | | | | | | | |

Non-Div I Games: Newman 97 64

Kansas

Loss, Non-Conf, S Site, H Home A Away N Neutral

| Average RPI Win: | 167 | WON-LOST | WINNING | LAST 12 | STRENGTH OF | OPP. STRENGTH | TEAM | ADJ. | CONF. | ADJ CONF. |
|-------------------|----------|-----------|----------------|------------|-------------|---------------|------|------|-------|-----------|
| Average RPI Loss: | 38 | RECORD | PCT. RANK | GAMES | SCHEDULE | OF SCHEDULE | RPI | RPI | RPI | RPI |
| DIV. I ONLY | 13- 14 | 166 | 3- 9 | 19 | 39 | 71 | 71 | 1 | 1 | |
| DIV. I NON-CONF. | 9- 3 | 55 | 0- 0 | 29 | 185 | 29 | 29 | 1 | 1 | |
| TOTALS | RPI 1-25 | RPI 26-50 | W-L RECORDS | RPI 51-100 | RPI 101-150 | RPI 150+ | | | | |
| 13- 14 | 0- 5 | 1- 7 | OVERALL | 2- 1 | 2- 1 | 8- 0 | | | | |
| 7- 6 | 0- 2 | 1- 3 | HOME | 0- 1 | 2- 0 | 4- 0 | | | | |
| 6- 6 | 0- 1 | 0- 4 | AWAY | 2- 0 | 0- 1 | 4- 0 | | | | |
| 0- 2 | 0- 2 | 0- 0 | NEUTRAL | 0- 0 | 0- 0 | 0- 0 | | | | |
| 9- 3 | 0- 2 | 0- 0 | NON-CONFERENCE | 2- 1 | 1- 0 | 6- 0 | | | | |
| 4- 1 | 0- 0 | 0- 0 | HOME | 0- 1 | 1- 0 | 3- 0 | | | | |
| 5- 0 | 0- 0 | 0- 0 | AWAY | 2- 0 | 0- 0 | 3- 0 | | | | |
| 0- 2 | 0- 2 | 0- 0 | NEUTRAL | 0- 0 | 0- 0 | 0- 0 | | | | |
| 4- 11 | 0- 3 | 1- 7 | CONFERENCE | 0- 0 | 1- 1 | 2- 0 | | | | |
| 3- 5 | 0- 2 | 1- 3 | HOME | 0- 0 | 1- 0 | 1- 0 | | | | |
| 1- 6 | 0- 1 | 0- 4 | AWAY | 0- 0 | 0- 1 | 1- 0 | | | | |
| 0- 0 | 0- 0 | 0- 0 | NEUTRAL | 0- 0 | 0- 0 | 0- 0 | | | | |

| RPI 1-25 | | | | RPI 26-50 | | | | RPI 51-100 | | | | Team's RPI: 71 | RPI 101+ | | | |
|---------------------------|---|--------------|-------|-----------|---|---------------|-------|------------|---|-------------|-------|----------------|----------|---|------------------|-------|
| RPI | S | Opponent | Score | RPI | S | Opponent | Score | RPI | S | Opponent | Score | | RPI | S | Opponent | Score |
| 1 | H | Baylor | 69 90 | 31 | A | Texas Tech | 50 59 | 53 | A | Charlotte | 67 63 | | 108 | A | Texas | 40 59 |
| 4 | N | Notre Dame | 57 87 | 33 | A | Oklahoma | 57 72 | 79 | A | Wichita St. | 48 43 | | 108 | H | Texas | 68 47 |
| 12 | N | Texas A&M | 60 83 | 33 | H | Oklahoma | 68 74 | 84 | H | UTEP | 50 52 | | 135 | H | Idaho St. | 62 54 |
| 25 | A | Iowa St. | 71 87 | 39 | A | Oklahoma St. | 45 80 | | | | | | 158 | A | UC Santa Barbara | 60 45 |
| 25 | H | Iowa St. | 50 69 | 39 | H | Oklahoma St. | 76 70 | | | | | | 171 | A | TCU | 57 54 |
| | | | | 42 | H | West Virginia | 52 66 | | | | | | 171 | H | TCU | 59 58 |
| | | | | 49 | A | Kansas | 63 72 | | | | | | 213 | A | Tennessee St. | 62 47 |
| | | | | 49 | H | Kansas | 80 89 | | | | | | 225 | H | South Dakota | 68 54 |
| | | | | | | | | | | | | | 227 | H | Mississippi Val. | 64 57 |
| | | | | | | | | | | | | | 259 | A | UNLV | 80 54 |
| | | | | | | | | | | | | | 336 | H | Ark.-Pine Bluff | 89 55 |
| LAST 12 Division I GAMES: | | | | | | | | | | | | | | | | |
| 25 | H | Iowa St. | 50 69 | 49 | H | Kansas | 80 89 | | | | | | | | | |
| 33 | A | Oklahoma | 57 72 | 108 | A | Texas | 40 59 | | | | | | | | | |
| 39 | A | Oklahoma St. | 45 80 | 39 | H | Oklahoma St. | 76 70 | | | | | | | | | |
| 108 | H | Texas | 68 47 | 171 | A | TCU | 57 54 | | | | | | | | | |
| 25 | A | Iowa St. | 71 87 | 1 | H | Baylor | 69 90 | | | | | | | | | |
| 33 | H | Oklahoma | 68 74 | 42 | H | West Virginia | 52 66 | | | | | | | | | |

Non-Div I Games:

Kansas St.

■ Loss,
■ Non-Conf,
■ S Site,
■ H Home
■ A Away
N Neutral

| | | | | | | | | | | |
|-------------------|----------|-----------|----------------|------------|-------------|---------------|------|------|-------|-----------|
| Average RPI Win: | 317 | WON-LOST | WINNING | LAST 12 | STRENGTH OF | OPP. STRENGTH | TEAM | ADJ. | CONF. | ADJ CONF. |
| Average RPI Loss: | 212 | RECORD | PCT. RANK | GAMES | SCHEDULE | OF SCHEDULE | RPI | RPI | RPI | RPI |
| DIV. I ONLY | 7- 20 | 307 | 3- 9 | 340 | 298 | 335 | 335 | 29 | 29 | |
| DIV. I NON-CONF. | 4- 9 | 263 | 0- 1 | 341 | 301 | 326 | 326 | 27 | 27 | |
| TOTALS | RPI 1-25 | RPI 26-50 | W-L RECORDS | RPI 51-100 | RPI 101-150 | RPI 150+ | | | | |
| 7- 20 | 0- 0 | 0- 0 | OVERALL | 0- 4 | 0- 3 | 7- 13 | | | | |
| 4- 7 | 0- 0 | 0- 0 | HOME | 0- 1 | 0- 2 | 4- 4 | | | | |
| 3- 12 | 0- 0 | 0- 0 | AWAY | 0- 2 | 0- 1 | 3- 9 | | | | |
| 0- 1 | 0- 0 | 0- 0 | NEUTRAL | 0- 1 | 0- 0 | 0- 0 | | | | |
| 4- 9 | 0- 0 | 0- 0 | NON-CONFERENCE | 0- 3 | 0- 0 | 4- 6 | | | | |
| 2- 1 | 0- 0 | 0- 0 | HOME | 0- 0 | 0- 0 | 2- 1 | | | | |
| 2- 7 | 0- 0 | 0- 0 | AWAY | 0- 2 | 0- 0 | 2- 5 | | | | |
| 0- 1 | 0- 0 | 0- 0 | NEUTRAL | 0- 1 | 0- 0 | 0- 0 | | | | |
| 3- 11 | 0- 0 | 0- 0 | CONFERENCE | 0- 1 | 0- 3 | 3- 7 | | | | |
| 2- 6 | 0- 0 | 0- 0 | HOME | 0- 1 | 0- 2 | 2- 3 | | | | |
| 1- 5 | 0- 0 | 0- 0 | AWAY | 0- 0 | 0- 1 | 1- 4 | | | | |
| 0- 0 | 0- 0 | 0- 0 | NEUTRAL | 0- 0 | 0- 0 | 0- 0 | | | | |

| RPI S | Opponent | Score | RPI S | Opponent | Score | RPI S | Opponent | Score | RPI S | Opponent | Score | Team's RPI: 335 |
|---------------------------|----------------|-------|-------|----------------|-------|-------|--------------|-------|-------|------------------|-------|-----------------|
| | | | | | | 51 H | FGCU | 35 62 | 111 H | Stetson | 52 57 | |
| | | | | | | 52 A | Middle Tenn. | 45 87 | 136 A | Mercer | 36 57 | |
| | | | | | | 76 A | Georgia Tech | 51 80 | 136 H | Mercer | 46 71 | |
| | | | | | | 87 N | Davidson | 54 63 | 176 A | Northern Ky. | 49 65 | |
| | | | | | | | | | 242 A | Georgia St. | 42 63 | |
| | | | | | | | | | 248 A | East Tenn. St. | 65 69 | |
| | | | | | | | | | 248 H | East Tenn. St. | 59 61 | |
| | | | | | | | | | 262 A | USC Upstate | 48 57 | |
| | | | | | | | | | 262 H | USC Upstate | 52 61 | |
| | | | | | | | | | 282 A | North Florida | 49 52 | |
| | | | | | | | | | 282 H | North Florida | 50 40 | |
| | | | | | | | | | 302 A | Texas St. | 61 75 | |
| | | | | | | | | | 303 A | Morehead St. | 49 50 | |
| | | | | | | | | | 306 H | Troy | 72 65 | |
| | | | | | | | | | 308 H | Ga. Southern | 53 39 | |
| | | | | | | | | | 311 A | Jacksonville | 52 64 | |
| | | | | | | | | | 311 H | Jacksonville | 57 51 | |
| | | | | | | | | | 314 H | Gardner-Webb | 59 68 | |
| | | | | | | | | | 320 A | Wofford | 49 66 | |
| | | | | | | | | | 330 A | Lipscomb | 55 39 | |
| | | | | | | | | | 330 H | Lipscomb | 53 55 | |
| | | | | | | | | | 341 A | UNC Asheville | 71 62 | |
| | | | | | | | | | 343 A | Jacksonville St. | 51 50 | |
| LAST 12 Division I GAMES: | | | | | | | | | | | | |
| 330 H | Lipscomb | 53 55 | 330 A | Lipscomb | 55 39 | | | | | | | |
| 248 A | East Tenn. St. | 65 69 | 176 A | Northern Ky. | 49 65 | | | | | | | |
| 262 A | USC Upstate | 48 57 | 262 H | USC Upstate | 52 61 | | | | | | | |
| 282 H | North Florida | 50 40 | 248 H | East Tenn. St. | 59 61 | | | | | | | |
| 311 H | Jacksonville | 57 51 | 311 A | Jacksonville | 52 64 | | | | | | | |
| 136 A | Mercer | 36 57 | 282 A | North Florida | 49 52 | | | | | | | |

Non-Div I Games:

Kennesaw St.

■ Loss,
■ Non-Conf,
■ S Site,
■ H Home
■ A Away
N Neutral

| | | | | | | | | | | |
|-------------------|----------|-----------|----------------|------------|-------------|---------------|------|------|-------|-----------|
| Average RPI Win: | 254 | WON-LOST | WINNING | LAST 12 | STRENGTH OF | OPP. STRENGTH | TEAM | ADJ. | CONF. | ADJ CONF. |
| Average RPI Loss: | 201 | RECORD | PCT. RANK | GAMES | SCHEDULE | OF SCHEDULE | RPI | RPI | RPI | RPI |
| DIV. I ONLY | 3- 23 | 334 | 1- 11 | 303 | 252 | 337 | 337 | 18 | 18 | |
| DIV. I NON-CONF. | 2- 11 | 313 | 0- 0 | 319 | 280 | 341 | 341 | 17 | 17 | |
| TOTALS | RPI 1-25 | RPI 26-50 | W-L RECORDS | RPI 51-100 | RPI 101-150 | RPI 150+ | | | | |
| 3- 23 | 0- 0 | 0- 1 | OVERALL | 0- 3 | 1- 4 | 2- 15 | | | | |
| 2- 11 | 0- 0 | 0- 0 | HOME | 0- 1 | 1- 3 | 1- 7 | | | | |
| 1- 10 | 0- 0 | 0- 0 | AWAY | 0- 0 | 0- 0 | 1- 0 | | | | |
| 0- 2 | 0- 0 | 0- 0 | NEUTRAL | 0- 0 | 0- 0 | 0- 2 | | | | |
| 2- 11 | 0- 0 | 0- 0 | NON-CONFERENCE | 0- 1 | 1- 1 | 1- 9 | | | | |
| 2- 4 | 0- 0 | 0- 0 | HOME | 0- 1 | 1- 1 | 1- 2 | | | | |
| 0- 5 | 0- 0 | 0- 0 | AWAY | 0- 0 | 0- 0 | 0- 5 | | | | |
| 0- 2 | 0- 0 | 0- 0 | NEUTRAL | 0- 0 | 0- 0 | 0- 2 | | | | |
| 1- 12 | 0- 0 | 0- 1 | CONFERENCE | 0- 2 | 0- 3 | 1- 6 | | | | |
| 0- 7 | 0- 0 | 0- 0 | HOME | 0- 0 | 0- 2 | 0- 5 | | | | |
| 1- 5 | 0- 0 | 0- 1 | AWAY | 0- 2 | 0- 1 | 1- 1 | | | | |
| 0- 0 | 0- 0 | 0- 0 | NEUTRAL | 0- 0 | 0- 0 | 0- 0 | | | | |

| RPI S | Opponent | Score | RPI S | Opponent | Score | RPI S | Opponent | Score | RPI S | Opponent | Score | Team's RPI: 337 |
|---------------------------|---------------|-------|-------|---------------|-------|-------|---------------|-------|-------|--------------------|-------|-----------------|
| | | | 43 A | Toledo | 45 82 | 60 A | Central Mich. | 44 91 | 126 H | Temple | 71 62 | |
| | | | | | | 89 H | Western Ky. | 53 59 | 130 H | Saint Francis (PA) | 67 81 | |
| | | | | | | 96 A | Bowling Green | 33 69 | 132 A | Akron | 58 93 | |
| | | | | | | | | | 132 H | Akron | 71 77 | |
| | | | | | | | | | 142 H | Miami (OH) | 48 76 | |
| | | | | | | | | | 169 H | Cincinnati | 41 59 | |
| | | | | | | | | | 183 A | Eastern Ky. | 42 56 | |
| | | | | | | | | | 201 A | Ball St. | 44 59 | |
| | | | | | | | | | 217 A | St. Bonaventure | 42 79 | |
| | | | | | | | | | 230 A | Niagara | 55 82 | |
| | | | | | | | | | 247 H | Eastern Mich. | 45 64 | |
| | | | | | | | | | 257 H | Buffalo | 54 69 | |
| | | | | | | | | | 260 H | Northern Ill. | 47 52 | |
| | | | | | | | | | 261 H | Western Mich. | 40 58 | |
| | | | | | | | | | 267 H | Robert Morris | 51 60 | |
| | | | | | | | | | 288 N | Florida A&M | 56 70 | |
| | | | | | | | | | 296 A | Massachusetts | 53 83 | |
| | | | | | | | | | 303 A | Morehead St. | 50 51 | |
| | | | | | | | | | 308 N | Ga. Southern | 47 71 | |
| | | | | | | | | | 312 H | Bethune-Cookman | 73 55 | |
| | | | | | | | | | 323 A | Ohio | 57 55 | |
| | | | | | | | | | 323 H | Ohio | 55 61 | |
| LAST 12 Division I GAMES: | | | | | | | | | | | | |
| 132 H | Akron | 71 77 | 60 A | Central Mich. | 44 91 | 142 H | Miami (OH) | 48 76 | 247 H | Eastern Mich. | 45 64 | |
| 323 H | Ohio | 55 61 | 201 A | Ball St. | 44 59 | 257 H | Buffalo | 54 69 | 132 A | Akron | 58 93 | |
| 43 A | Toledo | 45 82 | 260 H | Northern Ill. | 47 52 | | | | | | | |
| 260 H | Northern Ill. | 47 52 | 261 H | Western Mich. | 40 58 | | | | | | | |
| 261 H | Western Mich. | 40 58 | 323 A | Ohio | 57 55 | | | | | | | |
| 323 A | Ohio | 57 55 | | | | | | | | | | |

Non-Div I Games:

Kent St.

| Average RPI Win: | 124 | WON-LOST | WINNING | LAST 12 | STRENGTH OF | OPP. STRENGTH | TEAM | ADJ. | CONF. | ADJ CONF. |
|-------------------|----------|-----------|----------------|------------|-------------|---------------|------|------|-------|-----------|
| Average RPI Loss: | 17 | RECORD | PCT. RANK | GAMES | SCHEDULE | OF SCHEDULE | RPI | RPI | RPI | RPI |
| DIV. I ONLY | 23- 4 | 16 | 9- 3 | 18 | 35 | 9 | 9 | 3 | 3 | |
| DIV. I NON-CONF. | 12- 1 | 4 | 0- 0 | 102 | 78 | 18 | 18 | 6 | 6 | |
| TOTALS | RPI 1-25 | RPI 26-50 | W-L RECORDS | RPI 51-100 | RPI 101-150 | RPI 150+ | | | | |
| 23- 4 | 4- 3 | 4- 1 | OVERALL | 4- 0 | 3- 0 | 8- 0 | | | | |
| 15- 1 | 2- 1 | 3- 0 | HOME | 3- 0 | 2- 0 | 5- 0 | | | | |
| 8- 3 | 2- 2 | 1- 1 | AWAY | 1- 0 | 1- 0 | 3- 0 | | | | |
| 0- 0 | 0- 0 | 0- 0 | NEUTRAL | 0- 0 | 0- 0 | 0- 0 | | | | |
| 12- 1 | 1- 1 | 2- 0 | NON-CONFERENCE | 1- 0 | 2- 0 | 6- 0 | | | | |
| 9- 0 | 0- 0 | 2- 0 | HOME | 1- 0 | 2- 0 | 4- 0 | | | | |
| 3- 1 | 1- 1 | 0- 0 | AWAY | 0- 0 | 0- 0 | 2- 0 | | | | |
| 0- 0 | 0- 0 | 0- 0 | NEUTRAL | 0- 0 | 0- 0 | 0- 0 | | | | |
| 11- 3 | 3- 2 | 2- 1 | CONFERENCE | 3- 0 | 1- 0 | 2- 0 | | | | |
| 6- 1 | 2- 1 | 1- 0 | HOME | 2- 0 | 0- 0 | 1- 0 | | | | |
| 5- 2 | 1- 1 | 1- 1 | AWAY | 1- 0 | 1- 0 | 1- 0 | | | | |
| 0- 0 | 0- 0 | 0- 0 | NEUTRAL | 0- 0 | 0- 0 | 0- 0 | | | | |

| RPI | S | Opponent | Score | RPI | S | Opponent | Score | RPI | S | Opponent | Score | RPI | S | Opponent | Score |
|---------------------------|---|----------------|-------|-----|---|-----------------|--------|-----|---|--------------|-------|-----|---|------------------|--------|
| 1 | A | Baylor | 51 85 | 27 | H | DePaul | 96 64 | 52 | H | Middle Tenn. | 68 46 | 105 | A | Missouri | 69 43 |
| 11 | A | South Carolina | 50 55 | 32 | A | Vanderbilt | 75 53 | 62 | A | Arkansas | 80 74 | 142 | H | Miami (OH) | 92 53 |
| 11 | H | South Carolina | 78 74 | 41 | A | LSU | 72 77 | 69 | H | Florida | 76 69 | 147 | H | High Point | 80 46 |
| 12 | A | Texas A&M | 70 66 | 41 | H | LSU | 73 60 | 90 | H | Auburn | 97 53 | 158 | A | UC Santa Barbara | 66 38 |
| 12 | H | Texas A&M | 65 62 | 47 | H | Marist | 78 56 | | | | | 165 | A | Alabama | 87 70 |
| 14 | H | Georgia | 71 75 | | | | | | | | | 191 | H | Mississippi St. | 100 47 |
| 21 | A | Louisville | 48 47 | | | | | | | | | 262 | H | USC Upstate | 100 34 |
| | | | | | | | | | | | | 263 | A | Pepperdine | 80 62 |
| | | | | | | | | | | | | 293 | H | Delaware St. | 90 50 |
| | | | | | | | | | | | | 303 | H | Morehead St. | 73 37 |
| | | | | | | | | | | | | 339 | H | Alcorn | 90 23 |
| LAST 12 Division I GAMES: | | | | | | | | | | | | | | | |
| 41 | A | LSU | 72 77 | 41 | H | LSU | 73 60 | | | | | | | | |
| 12 | A | Texas A&M | 70 66 | 11 | A | South Carolina | 50 55 | | | | | | | | |
| 11 | H | South Carolina | 78 74 | 90 | H | Auburn | 97 53 | | | | | | | | |
| 32 | A | Vanderbilt | 75 53 | 191 | H | Mississippi St. | 100 47 | | | | | | | | |
| 62 | A | Arkansas | 80 74 | 105 | A | Missouri | 69 43 | | | | | | | | |
| 14 | H | Georgia | 71 75 | 12 | H | Texas A&M | 65 62 | | | | | | | | |

Non-Div I Games:

Kentucky

| | | | | | | | | | | |
|-------------------|----------|-----------|----------------|------------|-------------|---------------|------|------|-------|-----------|
| Average RPI Win: | 276 | WON-LOST | WINNING | LAST 12 | STRENGTH OF | OPP. STRENGTH | TEAM | ADJ. | CONF. | ADJ CONF. |
| Average RPI Loss: | 197 | RECORD | PCT. RANK | GAMES | SCHEDULE | OF SCHEDULE | RPI | RPI | RPI | RPI |
| DIV. I ONLY | 6- 20 | 313 | 3- 9 | 323 | 274 | 324 | 324 | 24 | 24 | |
| DIV. I NON-CONF. | 3- 8 | 275 | 0- 0 | 297 | 252 | 318 | 318 | 22 | 22 | |
| TOTALS | RPI 1-25 | RPI 26-50 | W-L RECORDS | RPI 51-100 | RPI 101-150 | RPI 150+ | | | | |
| 6- 20 | 0- 0 | 0- 1 | OVERALL | 0- 2 | 1- 2 | 5- 15 | | | | |
| 3- 9 | 0- 0 | 0- 0 | HOME | 0- 0 | 1- 0 | 2- 9 | | | | |
| 3- 9 | 0- 0 | 0- 1 | AWAY | 0- 2 | 0- 2 | 3- 4 | | | | |
| 0- 2 | 0- 0 | 0- 0 | NEUTRAL | 0- 0 | 0- 0 | 0- 2 | | | | |
| 3- 8 | 0- 0 | 0- 0 | NON-CONFERENCE | 0- 2 | 0- 1 | 3- 5 | | | | |
| 2- 3 | 0- 0 | 0- 0 | HOME | 0- 0 | 0- 0 | 2- 3 | | | | |
| 1- 3 | 0- 0 | 0- 0 | AWAY | 0- 2 | 0- 1 | 1- 0 | | | | |
| 0- 2 | 0- 0 | 0- 0 | NEUTRAL | 0- 0 | 0- 0 | 0- 2 | | | | |
| 3- 12 | 0- 0 | 0- 1 | CONFERENCE | 0- 0 | 1- 1 | 2- 10 | | | | |
| 1- 6 | 0- 0 | 0- 0 | HOME | 0- 0 | 1- 0 | 0- 6 | | | | |
| 2- 6 | 0- 0 | 0- 1 | AWAY | 0- 0 | 0- 1 | 2- 4 | | | | |
| 0- 0 | 0- 0 | 0- 0 | NEUTRAL | 0- 0 | 0- 0 | 0- 0 | | | | |

| RPI S | Opponent | Score | RPI S | Opponent | Score | RPI S | Opponent | Score | RPI S | Opponent | Score | Team's RPI: 324 |
|---------------------------|------------------------|-------|-------|-----------------------|-------|-------|------------------------|-------|-------|------------------------|-------|-----------------|
| 44 | A Quinnipiac | 60 67 | 64 | A Rutgers | 32 58 | 106 | A Sacred Heart | 47 61 | 128 | A Hawaii | 33 52 | |
| | | | 75 | A Albany (NY) | 50 67 | 130 | H Saint Francis (PA) | 61 43 | 165 | N Alabama | 58 80 | |
| | | | | | | 169 | N Cincinnati | 48 59 | 186 | H Penn | 40 54 | |
| | | | | | | 190 | A Monmouth | 60 69 | 190 | H Monmouth | 62 63 | |
| | | | | | | 211 | A Central Conn. St. | 54 63 | 233 | H Mt. St. Mary's | 41 66 | |
| | | | | | | 250 | A St. Francis Brooklyn | 62 70 | 250 | H St. Francis Brooklyn | 58 69 | |
| | | | | | | 251 | A Fairleigh Dickinson | 70 62 | 251 | H Fairleigh Dickinson | 63 64 | |
| | | | | | | 267 | H Robert Morris | 41 47 | 270 | H Colgate | 61 75 | |
| | | | | | | 273 | A Bryant | 49 64 | 279 | H Towson | 65 63 | |
| | | | | | | 286 | H UMKC | 66 70 | 323 | H Ohio | 63 54 | |
| | | | | | | 333 | A Wagner | 61 41 | 333 | H Wagner | 70 74 | |
| | | | | | | 340 | A Columbia | 53 42 | | | | |
| LAST 12 Division I GAMES: | | | | | | | | | | | | |
| 333 | A Wagner | 61 41 | 267 | H Robert Morris | 41 47 | 250 | H St. Francis Brooklyn | 58 69 | 273 | A Bryant | 49 64 | |
| 211 | A Central Conn. St. | 54 63 | 251 | A Fairleigh Dickinson | 70 62 | 190 | H Monmouth | 62 63 | 333 | H Wagner | 70 74 | |
| 190 | A Monmouth | 60 69 | 190 | H Monmouth | 62 63 | 340 | A Columbia | 53 42 | | | | |
| 251 | H Fairleigh Dickinson | 63 64 | 333 | H Wagner | 70 74 | | | | | | | |
| 250 | A St. Francis Brooklyn | 62 70 | | | | | | | | | | |
| 130 | H Saint Francis (PA) | 61 43 | | | | | | | | | | |

Non-Div I Games:

LIU Brooklyn

■ Loss,
 ■ Non-Conf,
 ■ S Site,
 ■ H Home
 ■ A Away
 N Neutral

| | | | | | | | | | | |
|-------------------|----------|-----------|----------------|------------|-------------|---------------|------|------|-------|-----------|
| Average RPI Win: | 145 | WON-LOST | WINNING | LAST 12 | STRENGTH OF | OPP. STRENGTH | TEAM | ADJ. | CONF. | ADJ CONF. |
| Average RPI Loss: | 45 | RECORD | PCT. RANK | GAMES | SCHEDULE | OF SCHEDULE | RPI | RPI | RPI | RPI |
| DIV. I ONLY | 17- 10 | 94 | 7- 5 | 21 | 58 | 41 | 41 | 3 | 3 | |
| DIV. I NON-CONF. | 9- 4 | 75 | 0- 0 | 96 | 157 | 77 | 77 | 6 | 6 | |
| TOTALS | RPI 1-25 | RPI 26-50 | W-L RECORDS | RPI 51-100 | RPI 101-150 | RPI 150+ | | | | |
| 17- 10 | 2- 4 | 2- 1 | OVERALL | 2- 5 | 3- 0 | 8- 0 | | | | |
| 12- 3 | 2- 2 | 1- 0 | HOME | 1- 1 | 1- 0 | 7- 0 | | | | |
| 4- 7 | 0- 2 | 0- 1 | AWAY | 1- 4 | 2- 0 | 1- 0 | | | | |
| 1- 0 | 0- 0 | 1- 0 | NEUTRAL | 0- 0 | 0- 0 | 0- 0 | | | | |
| 9- 4 | 0- 0 | 1- 1 | NON-CONFERENCE | 1- 3 | 2- 0 | 5- 0 | | | | |
| 7- 1 | 0- 0 | 0- 0 | HOME | 1- 1 | 1- 0 | 5- 0 | | | | |
| 1- 3 | 0- 0 | 0- 1 | AWAY | 0- 2 | 1- 0 | 0- 0 | | | | |
| 1- 0 | 0- 0 | 1- 0 | NEUTRAL | 0- 0 | 0- 0 | 0- 0 | | | | |
| 8- 6 | 2- 4 | 1- 0 | CONFERENCE | 1- 2 | 1- 0 | 3- 0 | | | | |
| 5- 2 | 2- 2 | 1- 0 | HOME | 0- 0 | 0- 0 | 2- 0 | | | | |
| 3- 4 | 0- 2 | 0- 0 | AWAY | 1- 2 | 1- 0 | 1- 0 | | | | |
| 0- 0 | 0- 0 | 0- 0 | NEUTRAL | 0- 0 | 0- 0 | 0- 0 | | | | |

| RPI | S | Opponent | Score | RPI | S | Opponent | Score | Team's RPI: 41 | RPI | S | Opponent | Score | RPI | S | Opponent | Score |
|---------------------------|---|-----------------|-------|-----|---|----------------|-------|----------------|-----|---|-----------------|-------|-----|---|--------------------|-------|
| 7 | H | Tennessee | 62 64 | 32 | H | Vanderbilt | 54 51 | | 51 | A | FGCU | 70 76 | 104 | A | FIU | 76 69 |
| 9 | A | Kentucky | 60 73 | 42 | N | West Virginia | 71 63 | | 62 | A | Arkansas | 54 63 | 105 | A | Missouri | 78 74 |
| 9 | H | Kentucky | 77 72 | 50 | A | Georgetown | 69 71 | | 69 | A | Florida | 72 77 | 120 | H | North Carolina St. | 81 73 |
| 11 | A | South Carolina | 59 66 | | | | | | 79 | H | Wichita St. | 72 70 | 159 | H | McNeese St. | 82 75 |
| 12 | H | Texas A&M | 57 74 | | | | | | 88 | A | Hampton | 58 67 | 180 | H | Louisiana Tech | 77 55 |
| 14 | H | Georgia | 62 54 | | | | | | 90 | A | Auburn | 59 55 | 191 | A | Mississippi St. | 63 41 |
| | | | | | | | | | 91 | H | Tulane | 64 66 | 191 | H | Mississippi St. | 62 42 |
| | | | | | | | | | | | | | 236 | H | Ole Miss | 84 79 |
| | | | | | | | | | | | | | 248 | H | East Tenn. St. | 76 42 |
| | | | | | | | | | | | | | 319 | H | Grambling | 90 59 |
| | | | | | | | | | | | | | 345 | H | New Orleans | 87 61 |
| LAST 12 Division I GAMES: | | | | | | | | | | | | | | | | |
| 9 | H | Kentucky | 77 72 | 90 | A | Auburn | 59 55 | | 9 | A | Kentucky | 60 73 | | | | |
| 105 | A | Missouri | 78 74 | 32 | H | Vanderbilt | 54 51 | | 11 | A | South Carolina | 59 66 | | | | |
| 191 | A | Mississippi St. | 63 41 | 11 | A | South Carolina | 59 66 | | 191 | H | Mississippi St. | 62 42 | | | | |
| 14 | H | Georgia | 62 54 | 62 | A | Arkansas | 54 63 | | | | | | | | | |
| 7 | H | Tennessee | 62 64 | | | | | | | | | | | | | |
| 12 | H | Texas A&M | 57 74 | | | | | | | | | | | | | |

Non-Div I Games:

LSU

■ Loss,
 ■ Non-Conf,
 ■ S Site,
 ■ H Home
 ■ A Away
 N Neutral

| | | | | | | | | | | |
|-------------------|----------|-----------|----------------|------------|-------------|---------------|------|------|-------|-----------|
| Average RPI Win: | 231 | WON-LOST | WINNING | LAST 12 | STRENGTH OF | OPP. STRENGTH | TEAM | ADJ. | CONF. | ADJ CONF. |
| Average RPI Loss: | 99 | RECORD | PCT. RANK | GAMES | SCHEDULE | OF SCHEDULE | RPI | RPI | RPI | RPI |
| DIV. I ONLY | 8- 19 | 289 | 4- 8 | 69 | 116 | 195 | 195 | 9 | 9 | |
| DIV. I NON-CONF. | 4- 10 | 271 | 0- 0 | 42 | 177 | 174 | 174 | 8 | 8 | |
| TOTALS | RPI 1-25 | RPI 26-50 | W-L RECORDS | RPI 51-100 | RPI 101-150 | RPI 150+ | | | | |
| 8- 19 | 0- 3 | 0- 2 | OVERALL | 0- 7 | 1- 2 | 7- 5 | | | | |
| 3- 9 | 0- 0 | 0- 0 | HOME | 0- 5 | 0- 2 | 3- 2 | | | | |
| 5- 10 | 0- 3 | 0- 2 | AWAY | 0- 2 | 1- 0 | 4- 3 | | | | |
| 0- 0 | 0- 0 | 0- 0 | NEUTRAL | 0- 0 | 0- 0 | 0- 0 | | | | |
| 4- 10 | 0- 2 | 0- 1 | NON-CONFERENCE | 0- 4 | 0- 1 | 4- 2 | | | | |
| 1- 5 | 0- 0 | 0- 0 | HOME | 0- 3 | 0- 1 | 1- 1 | | | | |
| 3- 5 | 0- 2 | 0- 1 | AWAY | 0- 1 | 0- 0 | 3- 1 | | | | |
| 0- 0 | 0- 0 | 0- 0 | NEUTRAL | 0- 0 | 0- 0 | 0- 0 | | | | |
| 4- 9 | 0- 1 | 0- 1 | CONFERENCE | 0- 3 | 1- 1 | 3- 3 | | | | |
| 2- 4 | 0- 0 | 0- 0 | HOME | 0- 2 | 0- 1 | 2- 1 | | | | |
| 2- 5 | 0- 1 | 0- 1 | AWAY | 0- 1 | 1- 0 | 1- 2 | | | | |
| 0- 0 | 0- 0 | 0- 0 | NEUTRAL | 0- 0 | 0- 0 | 0- 0 | | | | |

| RPI 1-25 | | | | RPI 26-50 | | | | RPI 51-100 | | | | RPI 101+ Team's RPI: 195 | | | |
|---------------------------|---|----------------|-------|-----------|---|-------------------|-------|------------|---|-------------|-------|--------------------------|---|-------------------|-------|
| RPI | S | Opponent | Score | RPI | S | Opponent | Score | RPI | S | Opponent | Score | RPI | S | Opponent | Score |
| 13 | A | Dayton | 47 95 | 46 | A | Saint Joseph's | 31 68 | 53 | H | Charlotte | 56 73 | 107 | H | Butler | 42 59 |
| 18 | A | North Carolina | 55 85 | 50 | A | Georgetown | 61 69 | 64 | A | Rutgers | 50 54 | 116 | H | Northeastern | 45 76 |
| 22 | A | Villanova | 44 49 | | | | | 69 | H | Florida | 50 74 | 126 | A | Temple | 71 55 |
| | | | | | | | | 72 | H | Fordham | 49 69 | 160 | H | George Washington | 57 74 |
| | | | | | | | | 75 | H | Albany (NY) | 36 75 | 179 | A | Fairfield | 60 50 |
| | | | | | | | | 92 | H | Drexel | 53 56 | 186 | A | Penn | 56 65 |
| | | | | | | | | 98 | A | Richmond | 62 67 | 196 | A | Xavier | 53 58 |
| | | | | | | | | | | | | 202 | A | Lehigh | 49 48 |
| | | | | | | | | | | | | 205 | H | Saint Louis | 49 46 |
| | | | | | | | | | | | | 211 | A | Central Conn. St. | 70 46 |
| | | | | | | | | | | | | 220 | H | Loyola Chicago | 50 56 |
| | | | | | | | | | | | | 229 | A | VCU | 50 69 |
| | | | | | | | | | | | | 296 | A | Massachusetts | 68 57 |
| | | | | | | | | | | | | 301 | H | Rhode Island | 72 46 |
| | | | | | | | | | | | | 331 | H | Saint Peter's | 72 55 |
| LAST 12 Division I GAMES: | | | | | | | | | | | | | | | |
| 53 | H | Charlotte | 56 73 | 160 | H | George Washington | 57 74 | | | | | | | | |
| 46 | A | Saint Joseph's | 31 68 | 296 | A | Massachusetts | 68 57 | | | | | | | | |
| 229 | A | VCU | 50 69 | 126 | A | Temple | 71 55 | | | | | | | | |
| 205 | H | Saint Louis | 49 46 | 107 | H | Butler | 42 59 | | | | | | | | |
| 196 | A | Xavier | 53 58 | 13 | A | Dayton | 47 95 | | | | | | | | |
| 72 | H | Fordham | 49 69 | 301 | H | Rhode Island | 72 46 | | | | | | | | |

Non-Div I Games:

La Salle

■ Loss,
 ■ Non-Conf,
 ■ S Site,
 ■ H Home
 ■ A Away
 N Neutral

La.-Lafayette

Through Games Of Sunday, February 24, 2013

| | | | | | | | | | | |
|-------------------|----------|-----------|----------------|------------|-------------|---------------|------|------|-------|-----------|
| Average RPI Win: | 230 | WON-LOST | WINNING | LAST 12 | STRENGTH OF | OPP. STRENGTH | TEAM | ADJ. | CONF. | ADJ CONF. |
| Average RPI Loss: | 162 | RECORD | PCT. RANK | GAMES | SCHEDULE | OF SCHEDULE | RPI | RPI | RPI | RPI |
| DIV. I ONLY | 7- 18 | 296 | 2- 10 | 165 | 264 | 283 | 283 | 13 | 13 | |
| DIV. I NON-CONF. | 4- 3 | 137 | 0- 0 | 201 | 345 | 179 | 179 | 13 | 13 | |
| TOTALS | RPI 1-25 | RPI 26-50 | W-L RECORDS | RPI 51-100 | RPI 101-150 | RPI 150+ | | | | |
| 7- 18 | 0- 0 | 0- 0 | OVERALL | 2- 4 | 0- 4 | 5- 10 | | | | |
| 5- 8 | 0- 0 | 0- 0 | HOME | 1- 2 | 0- 2 | 4- 4 | | | | |
| 2- 10 | 0- 0 | 0- 0 | AWAY | 1- 2 | 0- 2 | 1- 6 | | | | |
| 0- 0 | 0- 0 | 0- 0 | NEUTRAL | 0- 0 | 0- 0 | 0- 0 | | | | |
| 4- 3 | 0- 0 | 0- 0 | NON-CONFERENCE | 1- 0 | 0- 0 | 3- 3 | | | | |
| 2- 1 | 0- 0 | 0- 0 | HOME | 0- 0 | 0- 0 | 2- 1 | | | | |
| 2- 2 | 0- 0 | 0- 0 | AWAY | 1- 0 | 0- 0 | 1- 2 | | | | |
| 0- 0 | 0- 0 | 0- 0 | NEUTRAL | 0- 0 | 0- 0 | 0- 0 | | | | |
| 3- 15 | 0- 0 | 0- 0 | CONFERENCE | 1- 4 | 0- 4 | 2- 7 | | | | |
| 3- 7 | 0- 0 | 0- 0 | HOME | 1- 2 | 0- 2 | 2- 3 | | | | |
| 0- 8 | 0- 0 | 0- 0 | AWAY | 0- 2 | 0- 2 | 0- 4 | | | | |
| 0- 0 | 0- 0 | 0- 0 | NEUTRAL | 0- 0 | 0- 0 | 0- 0 | | | | |

| RPI 1-25 | | | | RPI 26-50 | | | | RPI 51-100 | | | | RPI 101+ | | | | Team's RPI: 283 | |
|---------------------------|---|----------|-------|-----------|---|---------------|-------|------------|---|--------------|-------|----------|-----|----------|---------------|-----------------|----|
| RPI | S | Opponent | Score | RPI | S | Opponent | Score | RPI | S | Opponent | Score | RPI | S | Opponent | Score | | |
| | | | | | | | | 52 | A | Middle Tenn. | 36 | 72 | 104 | A | FIU | 47 | 63 |
| | | | | | | | | 52 | H | Middle Tenn. | 45 | 72 | 104 | H | FIU | 63 | 64 |
| | | | | | | | | 68 | H | UALR | 56 | 54 | 144 | A | Arkansas St. | 53 | 77 |
| | | | | | | | | 89 | A | Western Ky. | 64 | 75 | 144 | H | Arkansas St. | 39 | 48 |
| | | | | | | | | 89 | H | Western Ky. | 58 | 77 | 162 | A | Nicholls St. | 62 | 71 |
| | | | | | | | | 91 | A | Tulane | 65 | 64 | 181 | A | South Ala. | 39 | 53 |
| | | | | | | | | | | | | | 181 | H | South Ala. | 43 | 53 |
| | | | | | | | | | | | | | 198 | A | Fla. Atlantic | 44 | 79 |
| | | | | | | | | | | | | | 198 | H | Fla. Atlantic | 72 | 57 |
| | | | | | | | | | | | | | 214 | A | North Texas | 59 | 71 |
| | | | | | | | | | | | | | 214 | H | North Texas | 46 | 64 |
| | | | | | | | | | | | | | 215 | H | UC Riverside | 37 | 55 |
| | | | | | | | | | | | | | 234 | A | Neb. Omaha | 67 | 79 |
| | | | | | | | | | | | | | 239 | H | La.-Monroe | 63 | 68 |
| | | | | | | | | | | | | | 295 | A | Southern U. | 71 | 69 |
| | | | | | | | | | | | | | 306 | A | Troy | 61 | 68 |
| | | | | | | | | | | | | | 306 | H | Troy | 63 | 59 |
| | | | | | | | | | | | | | 310 | H | Jackson St. | 68 | 57 |
| | | | | | | | | | | | | | 345 | H | New Orleans | 68 | 41 |
| LAST 12 Division I GAMES: | | | | | | | | | | | | | | | | | |
| | | | | 89 | H | Western Ky. | 58 | 77 | | | | | 214 | H | North Texas | 46 | 64 |
| | | | | 306 | H | Troy | 63 | 59 | | | | | 104 | H | FIU | 63 | 64 |
| | | | | 198 | H | Fla. Atlantic | 72 | 57 | | | | | 52 | A | Middle Tenn. | 36 | 72 |
| | | | | 181 | A | South Ala. | 39 | 53 | | | | | 89 | A | Western Ky. | 64 | 75 |
| | | | | 239 | H | La.-Monroe | 63 | 68 | | | | | 144 | H | Arkansas St. | 39 | 48 |
| | | | | 306 | A | Troy | 61 | 68 | | | | | 181 | H | South Ala. | 43 | 53 |

Non-Div I Games: Southern-N.O. 71 49 LSU-Shreveport 83 42

La.-Lafayette

Loss, Non-Conf, S Site, H Home A Away N Neutral

| | | | | | | | | | | |
|-------------------|----------|-----------|----------------|------------|-------------|---------------|------|------|-------|-----------|
| Average RPI Win: | 226 | WON-LOST | WINNING | LAST 12 | STRENGTH OF | OPP. STRENGTH | TEAM | ADJ. | CONF. | ADJ CONF. |
| Average RPI Loss: | 135 | RECORD | PCT. RANK | GAMES | SCHEDULE | OF SCHEDULE | RPI | RPI | RPI | RPI |
| DIV. I ONLY | 7- 20 | 307 | 4- 8 | 99 | 190 | 239 | 239 | 13 | 13 | |
| DIV. I NON-CONF. | 2- 7 | 301 | 0- 0 | 86 | 279 | 240 | 240 | 13 | 13 | |
| TOTALS | RPI 1-25 | RPI 26-50 | W-L RECORDS | RPI 51-100 | RPI 101-150 | RPI 150+ | | | | |
| 7- 20 | 0- 0 | 0- 0 | OVERALL | 0- 8 | 1- 4 | 6- 8 | | | | |
| 2- 10 | 0- 0 | 0- 0 | HOME | 0- 4 | 0- 2 | 2- 4 | | | | |
| 5- 10 | 0- 0 | 0- 0 | AWAY | 0- 4 | 1- 2 | 4- 4 | | | | |
| 0- 0 | 0- 0 | 0- 0 | NEUTRAL | 0- 0 | 0- 0 | 0- 0 | | | | |
| 2- 7 | 0- 0 | 0- 0 | NON-CONFERENCE | 0- 2 | 0- 2 | 2- 3 | | | | |
| 1- 3 | 0- 0 | 0- 0 | HOME | 0- 1 | 0- 1 | 1- 1 | | | | |
| 1- 4 | 0- 0 | 0- 0 | AWAY | 0- 1 | 0- 1 | 1- 2 | | | | |
| 0- 0 | 0- 0 | 0- 0 | NEUTRAL | 0- 0 | 0- 0 | 0- 0 | | | | |
| 5- 13 | 0- 0 | 0- 0 | CONFERENCE | 0- 6 | 1- 2 | 4- 5 | | | | |
| 1- 7 | 0- 0 | 0- 0 | HOME | 0- 3 | 0- 1 | 1- 3 | | | | |
| 4- 6 | 0- 0 | 0- 0 | AWAY | 0- 3 | 1- 1 | 3- 2 | | | | |
| 0- 0 | 0- 0 | 0- 0 | NEUTRAL | 0- 0 | 0- 0 | 0- 0 | | | | |

| RPI 1-25 | | | RPI 26-50 | | | RPI 51-100 | | | RPI 101+ | | | Team's RPI: 239 |
|---------------------------|---|----------|-----------|-----|---|------------|-----------------|-----|----------|----------|---------------------|-----------------|
| RPI | S | Opponent | Score | RPI | S | Opponent | Score | RPI | S | Opponent | Score | |
| | | | | | | 52 | A Middle Tenn. | 53 | 74 | 104 | A FIU | 71 61 |
| | | | | | | 52 | H Middle Tenn. | 48 | 66 | 108 | A Texas | 49 77 |
| | | | | | | 56 | A SMU | 56 | 76 | 134 | H Lamar | 50 72 |
| | | | | | | 68 | A UALR | 54 | 71 | 144 | A Arkansas St. | 58 71 |
| | | | | | | 68 | H UALR | 62 | 69 | 144 | H Arkansas St. | 58 77 |
| | | | | | | 89 | A Western Ky. | 63 | 65 | 162 | A Nicholls St. | 60 85 |
| | | | | | | 89 | H Western Ky. | 57 | 65 | 181 | A South Ala. | 51 61 |
| | | | | | | 91 | H Tulane | 60 | 70 | 181 | H South Ala. | 45 55 |
| | | | | | | | | | | 184 | A Tennessee Tech | 59 48 |
| | | | | | | | | | | 198 | A Fla. Atlantic | 90 86 |
| | | | | | | | | | | 198 | H Fla. Atlantic | 72 82 |
| | | | | | | | | | | 203 | H Southern Miss. | 73 55 |
| | | | | | | | | | | 204 | A Stephen F. Austin | 55 80 |
| | | | | | | | | | | 214 | A North Texas | 51 79 |
| | | | | | | | | | | 214 | H North Texas | 75 76 |
| | | | | | | | | | | 256 | H Central Ark. | 49 62 |
| | | | | | | | | | | 283 | A La.-Lafayette | 68 63 |
| | | | | | | | | | | 306 | A Troy | 75 69 |
| | | | | | | | | | | 306 | H Troy | 79 74 |
| LAST 12 Division I GAMES: | | | | | | | | | | | | |
| | | | | | | 52 | A Middle Tenn. | 53 | 74 | 104 | A FIU | 71 61 |
| | | | | | | 89 | A Western Ky. | 63 | 65 | 198 | A Fla. Atlantic | 90 86 |
| | | | | | | 144 | H Arkansas St. | 58 | 77 | 306 | H Troy | 79 74 |
| | | | | | | 214 | H North Texas | 75 | 76 | 144 | A Arkansas St. | 58 71 |
| | | | | | | 283 | A La.-Lafayette | 68 | 63 | 181 | A South Ala. | 51 61 |
| | | | | | | 68 | H UALR | 62 | 69 | 52 | H Middle Tenn. | 48 66 |

Non-Div I Games:

La.-Monroe

■ Loss,
■ Non-Conf,
■ S Site,
■ H Home
■ A Away
N Neutral

Lafayette

Through Games Of Sunday, February 24, 2013

| | | | | | | | | | | |
|-------------------|----------|-----------|----------------|------------|-------------|---------------|------|------|-------|-----------|
| Average RPI Win: | 233 | WON-LOST | WINNING | LAST 12 | STRENGTH OF | OPP. STRENGTH | TEAM | ADJ. | CONF. | ADJ CONF. |
| Average RPI Loss: | 138 | RECORD | PCT. RANK | GAMES | SCHEDULE | OF SCHEDULE | RPI | RPI | RPI | RPI |
| DIV. I ONLY | 11- 16 | 217 | 4- 8 | 162 | 179 | 208 | 208 | 15 | 15 | |
| DIV. I NON-CONF. | 7- 8 | 178 | 0- 0 | 237 | 119 | 202 | 202 | 19 | 19 | |
| TOTALS | RPI 1-25 | RPI 26-50 | W-L RECORDS | RPI 51-100 | RPI 101-150 | RPI 150+ | | | | |
| 11- 16 | 0- 2 | 0- 1 | OVERALL | 1- 1 | 1- 2 | 9- 10 | | | | |
| 6- 6 | 0- 1 | 0- 0 | HOME | 0- 0 | 1- 1 | 5- 4 | | | | |
| 4- 9 | 0- 1 | 0- 1 | AWAY | 1- 1 | 0- 1 | 3- 5 | | | | |
| 1- 1 | 0- 0 | 0- 0 | NEUTRAL | 0- 0 | 0- 0 | 1- 1 | | | | |
| 7- 8 | 0- 2 | 0- 1 | NON-CONFERENCE | 1- 1 | 0- 0 | 6- 4 | | | | |
| 4- 2 | 0- 1 | 0- 0 | HOME | 0- 0 | 0- 0 | 4- 1 | | | | |
| 2- 5 | 0- 1 | 0- 1 | AWAY | 1- 1 | 0- 0 | 1- 2 | | | | |
| 1- 1 | 0- 0 | 0- 0 | NEUTRAL | 0- 0 | 0- 0 | 1- 1 | | | | |
| 4- 8 | 0- 0 | 0- 0 | CONFERENCE | 0- 0 | 1- 2 | 3- 6 | | | | |
| 2- 4 | 0- 0 | 0- 0 | HOME | 0- 0 | 1- 1 | 1- 3 | | | | |
| 2- 4 | 0- 0 | 0- 0 | AWAY | 0- 0 | 0- 1 | 2- 3 | | | | |
| 0- 0 | 0- 0 | 0- 0 | NEUTRAL | 0- 0 | 0- 0 | 0- 0 | | | | |

| RPI 1-25 | | | | RPI 26-50 | | | | RPI 51-100 | | | | RPI 101+ Team's RPI: 208 | | | |
|---------------------------|---|------------|-------|-----------|---|----------------|-------|------------|---|----------|-------|--------------------------|---|----------------------|-------|
| RPI | S | Opponent | Score | RPI | S | Opponent | Score | RPI | S | Opponent | Score | RPI | S | Opponent | Score |
| 5 | A | Penn St. | 34 75 | 46 | A | Saint Joseph's | 43 69 | 72 | A | Fordham | 54 50 | 112 | A | Navy | 44 62 |
| 22 | H | Villanova | 34 73 | | | | | 86 | A | Ohio St. | 41 81 | 112 | H | Navy | 52 60 |
| | | | | | | | | | | | | 123 | H | American | 49 47 |
| | | | | | | | | | | | | 156 | A | Holy Cross | 55 60 |
| | | | | | | | | | | | | 156 | H | Holy Cross | 58 69 |
| | | | | | | | | | | | | 161 | A | Army | 57 70 |
| | | | | | | | | | | | | 161 | H | Army | 43 63 |
| | | | | | | | | | | | | 188 | H | Rider | 64 68 |
| | | | | | | | | | | | | 190 | A | Monmouth | 43 62 |
| | | | | | | | | | | | | 192 | N | Providence | 54 66 |
| | | | | | | | | | | | | 202 | A | Lehigh | 40 60 |
| | | | | | | | | | | | | 202 | H | Lehigh | 68 52 |
| | | | | | | | | | | | | 206 | A | Seton Hall | 54 60 |
| | | | | | | | | | | | | 218 | A | Bucknell | 66 61 |
| | | | | | | | | | | | | 218 | H | Bucknell | 49 50 |
| | | | | | | | | | | | | 220 | H | Loyola Chicago | 62 51 |
| | | | | | | | | | | | | 235 | H | Pittsburgh | 68 65 |
| | | | | | | | | | | | | 250 | H | St. Francis Brooklyn | 66 63 |
| | | | | | | | | | | | | 270 | A | Colgate | 53 45 |
| | | | | | | | | | | | | 298 | H | Brown | 56 32 |
| | | | | | | | | | | | | 333 | N | Wagner | 64 45 |
| | | | | | | | | | | | | 340 | A | Columbia | 49 47 |
| LAST 12 Division I GAMES: | | | | | | | | | | | | | | | |
| 202 | A | Lehigh | 40 60 | 270 | A | Colgate | 53 45 | | | | | | | | |
| 156 | H | Holy Cross | 58 69 | 202 | H | Lehigh | 68 52 | | | | | | | | |
| 218 | A | Bucknell | 66 61 | 156 | A | Holy Cross | 55 60 | | | | | | | | |
| 161 | A | Army | 57 70 | 218 | H | Bucknell | 49 50 | | | | | | | | |
| 112 | H | Navy | 52 60 | 161 | H | Army | 43 63 | | | | | | | | |
| 123 | H | American | 49 47 | 112 | A | Navy | 44 62 | | | | | | | | |

Non-Div I Games:

Lafayette

Loss, Non-Conf, S Site, H Home A Away N Neutral

| | | | | | | | | | | |
|-------------------|----------|-----------|----------------|------------|-------------|---------------|------|------|-------|-----------|
| Average RPI Win: | 251 | WON-LOST | WINNING | LAST 12 | STRENGTH OF | OPP. STRENGTH | TEAM | ADJ. | CONF. | ADJ CONF. |
| Average RPI Loss: | 121 | RECORD | PCT. RANK | GAMES | SCHEDULE | OF SCHEDULE | RPI | RPI | RPI | RPI |
| DIV. I ONLY | 14- 7 | 79 | 8- 4 | 306 | 216 | 134 | 134 | 20 | 20 | |
| DIV. I NON-CONF. | 4- 3 | 137 | 1- 0 | 300 | 107 | 132 | 132 | 20 | 20 | |
| TOTALS | RPI 1-25 | RPI 26-50 | W-L RECORDS | RPI 51-100 | RPI 101-150 | RPI 150+ | | | | |
| 14- 7 | 0- 1 | 0- 1 | OVERALL | 0- 0 | 1- 2 | 13- 3 | | | | |
| 6- 2 | 0- 0 | 0- 0 | HOME | 0- 0 | 0- 1 | 6- 1 | | | | |
| 8- 5 | 0- 1 | 0- 1 | AWAY | 0- 0 | 1- 1 | 7- 2 | | | | |
| 0- 0 | 0- 0 | 0- 0 | NEUTRAL | 0- 0 | 0- 0 | 0- 0 | | | | |
| 4- 3 | 0- 1 | 0- 1 | NON-CONFERENCE | 0- 0 | 0- 0 | 4- 1 | | | | |
| 1- 0 | 0- 0 | 0- 0 | HOME | 0- 0 | 0- 0 | 1- 0 | | | | |
| 3- 3 | 0- 1 | 0- 1 | AWAY | 0- 0 | 0- 0 | 3- 1 | | | | |
| 0- 0 | 0- 0 | 0- 0 | NEUTRAL | 0- 0 | 0- 0 | 0- 0 | | | | |
| 10- 4 | 0- 0 | 0- 0 | CONFERENCE | 0- 0 | 1- 2 | 9- 2 | | | | |
| 5- 2 | 0- 0 | 0- 0 | HOME | 0- 0 | 0- 1 | 5- 1 | | | | |
| 5- 2 | 0- 0 | 0- 0 | AWAY | 0- 0 | 1- 1 | 4- 1 | | | | |
| 0- 0 | 0- 0 | 0- 0 | NEUTRAL | 0- 0 | 0- 0 | 0- 0 | | | | |

| RPI 1-25 | | | | RPI 26-50 | | | | RPI 51-100 | | | | RPI 101+ Team's RPI: 134 | | | |
|---------------------------|---|--------------------|-------|-----------|---|--------------------|-------|------------|---|----------|-------|--------------------------|---|--------------------|-------|
| RPI | S | Opponent | Score | RPI | S | Opponent | Score | RPI | S | Opponent | Score | RPI | S | Opponent | Score |
| 1 | A | Baylor | 34 80 | 31 | A | Texas Tech | 52 73 | | | | | 122 | A | Oral Roberts | 48 77 |
| | | | | | | | | | | | | 125 | A | Sam Houston St. | 52 48 |
| | | | | | | | | | | | | 125 | H | Sam Houston St. | 57 59 |
| | | | | | | | | | | | | 154 | A | Rice | 56 62 |
| | | | | | | | | | | | | 159 | A | McNeese St. | 57 53 |
| | | | | | | | | | | | | 159 | H | McNeese St. | 46 65 |
| | | | | | | | | | | | | 162 | H | Nicholls St. | 59 57 |
| | | | | | | | | | | | | 204 | A | Stephen F. Austin | 65 50 |
| | | | | | | | | | | | | 204 | H | Stephen F. Austin | 61 55 |
| | | | | | | | | | | | | 236 | A | Ole Miss | 85 71 |
| | | | | | | | | | | | | 239 | A | La.-Monroe | 72 50 |
| | | | | | | | | | | | | 256 | A | Central Ark. | 62 67 |
| | | | | | | | | | | | | 274 | A | Northwestern St. | 71 68 |
| | | | | | | | | | | | | 274 | H | Northwestern St. | 53 34 |
| | | | | | | | | | | | | 290 | H | Southeastern La. | 58 49 |
| | | | | | | | | | | | | 329 | A | A&M-Corpus Christi | 68 46 |
| | | | | | | | | | | | | 329 | H | A&M-Corpus Christi | 44 37 |
| | | | | | | | | | | | | 344 | A | Houston Baptist | 68 52 |
| | | | | | | | | | | | | 344 | H | Houston Baptist | 76 55 |
| LAST 12 Division I GAMES: | | | | | | | | | | | | | | | |
| 162 | H | Nicholls St. | 59 57 | 274 | H | Northwestern St. | 53 34 | | | | | | | | |
| 159 | H | McNeese St. | 46 65 | 256 | A | Central Ark. | 62 67 | | | | | | | | |
| 344 | H | Houston Baptist | 76 55 | 122 | A | Oral Roberts | 48 77 | | | | | | | | |
| 125 | A | Sam Houston St. | 52 48 | 159 | A | McNeese St. | 57 53 | | | | | | | | |
| 329 | A | A&M-Corpus Christi | 68 46 | 329 | H | A&M-Corpus Christi | 44 37 | | | | | | | | |
| 204 | H | Stephen F. Austin | 61 55 | 125 | H | Sam Houston St. | 57 59 | | | | | | | | |

Non-Div I Games: Our Lady Of The Lak89 66 Northwood (TX) 64 19 Texas-Tyler 87 42 Centenary (LA) 88 30
Lamar

Loss, Non-Conf, S Site, H Home A Away N Neutral

| | | | | | | | | | |
|------------------------------|---------------|------------|----------------|-------------|---------------|------------|------------|-----------|-----------|
| Average RPI Win: 249 | WON-LOST | WINNING | LAST 12 | STRENGTH OF | OPP. STRENGTH | TEAM | ADJ. | CONF. | ADJ CONF. |
| Average RPI Loss: 138 | RECORD | PCT. RANK | GAMES | SCHEDULE | OF SCHEDULE | RPI | RPI | RPI | RPI |
| DIV. I ONLY | 14- 13 | 153 | 6- 6 | 232 | 200 | 202 | 202 | 15 | 15 |
| DIV. I NON-CONF. | 8- 7 | 157 | 0- 0 | 254 | 249 | 206 | 206 | 19 | 19 |
| TOTALS | RPI 1-25 | RPI 26-50 | W-L RECORDS | RPI 51-100 | RPI 101-150 | RPI 150+ | | | |
| 14- 13 | 0- 2 | 0- 0 | OVERALL | 0- 1 | 1- 3 | 13- 7 | | | |
| 6- 9 | 0- 0 | 0- 0 | HOME | 0- 1 | 0- 3 | 6- 5 | | | |
| 7- 4 | 0- 2 | 0- 0 | AWAY | 0- 0 | 1- 0 | 6- 2 | | | |
| 1- 0 | 0- 0 | 0- 0 | NEUTRAL | 0- 0 | 0- 0 | 1- 0 | | | |
| 8- 7 | 0- 2 | 0- 0 | NON-CONFERENCE | 0- 1 | 0- 1 | 8- 3 | | | |
| 4- 4 | 0- 0 | 0- 0 | HOME | 0- 1 | 0- 1 | 4- 2 | | | |
| 3- 3 | 0- 2 | 0- 0 | AWAY | 0- 0 | 0- 0 | 3- 1 | | | |
| 1- 0 | 0- 0 | 0- 0 | NEUTRAL | 0- 0 | 0- 0 | 1- 0 | | | |
| 6- 6 | 0- 0 | 0- 0 | CONFERENCE | 0- 0 | 1- 2 | 5- 4 | | | |
| 2- 5 | 0- 0 | 0- 0 | HOME | 0- 0 | 0- 2 | 2- 3 | | | |
| 4- 1 | 0- 0 | 0- 0 | AWAY | 0- 0 | 1- 0 | 3- 1 | | | |
| 0- 0 | 0- 0 | 0- 0 | NEUTRAL | 0- 0 | 0- 0 | 3- 0 | | | |

| RPI 1-25 | | | | RPI 26-50 | | | | RPI 51-100 | | | | RPI 101+ Team's RPI: 202 | | | |
|---------------------------|---|------------|--------------|-----------|---|------------|--------------|------------|---|-----------|--------------|--------------------------|---|-----------------|--------------|
| RPI | S | Opponent | Score | RPI | S | Opponent | Score | RPI | S | Opponent | Score | RPI | S | Opponent | Score |
| 8 | A | California | 48 80 | | | | | 59 | H | Boston U. | 44 72 | 106 | H | Sacred Heart | 63 73 |
| 22 | A | Villanova | 49 66 | | | | | | | | | 112 | H | Navy | 47 72 |
| | | | | | | | | | | | | 123 | A | American | 71 55 |
| | | | | | | | | | | | | 123 | H | American | 56 62 |
| | | | | | | | | | | | | 156 | A | Holy Cross | 67 65 |
| | | | | | | | | | | | | 156 | H | Holy Cross | 66 72 |
| | | | | | | | | | | | | 161 | H | Army | 56 61 |
| | | | | | | | | | | | | 179 | H | Fairfield | 47 42 |
| | | | | | | | | | | | | 190 | H | Monmouth | 50 55 |
| | | | | | | | | | | | | 195 | H | La Salle | 48 49 |
| | | | | | | | | | | | | 208 | A | Lafayette | 52 68 |
| | | | | | | | | | | | | 208 | H | Lafayette | 60 40 |
| | | | | | | | | | | | | 218 | A | Bucknell | 49 37 |
| | | | | | | | | | | | | 218 | H | Bucknell | 37 53 |
| | | | | | | | | | | | | 230 | H | Niagara | 72 49 |
| | | | | | | | | | | | | 233 | A | Mt. St. Mary's | 66 57 |
| | | | | | | | | | | | | 237 | A | Loyola Maryland | 48 60 |
| | | | | | | | | | | | | 270 | A | Colgate | 70 62 |
| | | | | | | | | | | | | 270 | H | Colgate | 62 40 |
| | | | | | | | | | | | | 292 | A | NJIT | 46 45 |
| | | | | | | | | | | | | 309 | H | Binghamton | 67 37 |
| | | | | | | | | | | | | 331 | A | Saint Peter's | 62 60 |
| | | | | | | | | | | | | 333 | N | Wagner | 78 53 |
| | | | | | | | | | | | | 340 | H | Columbia | 58 33 |
| LAST 12 Division I GAMES: | | | | | | | | | | | | | | | |
| 208 | H | Lafayette | 60 40 | 112 | H | Navy | 47 72 | | | | | | | | |
| 218 | A | Bucknell | 49 37 | 208 | A | Lafayette | 52 68 | | | | | | | | |
| 270 | H | Colgate | 62 40 | 218 | H | Bucknell | 37 53 | | | | | | | | |
| 123 | A | American | 71 55 | 270 | A | Colgate | 70 62 | | | | | | | | |
| 156 | H | Holy Cross | 66 72 | 123 | H | American | 56 62 | | | | | | | | |
| 161 | H | Army | 56 61 | 156 | A | Holy Cross | 67 65 | | | | | | | | |

Non-Div I Games:

Lehigh

Liberty

Through Games Of Sunday, February 24, 2013

| | | | | | | | | | |
|-----------------------------|----------|-----------|----------------|-------------|---------------|----------|------|-------|-----------|
| Average RPI Win: 229 | WON-LOST | WINNING | LAST 12 | STRENGTH OF | OPP. STRENGTH | TEAM | ADJ. | CONF. | ADJ CONF. |
| Average RPI Loss: 80 | RECORD | PCT. RANK | GAMES | SCHEDULE | OF SCHEDULE | RPI | RPI | RPI | RPI |
| DIV. I ONLY | 20- 6 | 35 | 11- 1 | 159 | 227 | 67 | 67 | 27 | 27 |
| DIV. I NON-CONF. | 6- 4 | 125 | 0- 0 | 88 | 65 | 79 | 79 | 28 | 28 |
| TOTALS | RPI 1-25 | RPI 26-50 | W-L RECORDS | RPI 51-100 | RPI 101-150 | RPI 150+ | | | |
| 20- 6 | 0- 2 | 0- 1 | OVERALL | 1- 0 | 4- 3 | 15- 0 | | | |
| 9- 3 | 0- 0 | 0- 0 | HOME | 0- 0 | 2- 3 | 7- 0 | | | |
| 11- 3 | 0- 2 | 0- 1 | AWAY | 1- 0 | 2- 0 | 8- 0 | | | |
| 0- 0 | 0- 0 | 0- 0 | NEUTRAL | 0- 0 | 0- 0 | 0- 0 | | | |
| 6- 4 | 0- 2 | 0- 1 | NON-CONFERENCE | 1- 0 | 1- 1 | 4- 0 | | | |
| 4- 1 | 0- 0 | 0- 0 | HOME | 0- 0 | 1- 1 | 3- 0 | | | |
| 2- 3 | 0- 2 | 0- 1 | AWAY | 1- 0 | 0- 0 | 1- 0 | | | |
| 0- 0 | 0- 0 | 0- 0 | NEUTRAL | 0- 0 | 0- 0 | 0- 0 | | | |
| 14- 2 | 0- 0 | 0- 0 | CONFERENCE | 0- 0 | 3- 2 | 11- 0 | | | |
| 5- 2 | 0- 0 | 0- 0 | HOME | 0- 0 | 1- 2 | 4- 0 | | | |
| 9- 0 | 0- 0 | 0- 0 | AWAY | 0- 0 | 2- 0 | 7- 0 | | | |
| 0- 0 | 0- 0 | 0- 0 | NEUTRAL | 0- 0 | 0- 0 | 0- 0 | | | |

| RPI 1-25 | | | | RPI 26-50 | | | | RPI 51-100 Team's RPI: 67 | | | | RPI 101+ | | | |
|---------------------------|---|---------------|--------------|-----------|---|----------------|--------------|---------------------------|---|---------------|-------|----------|---|----------------|--------------|
| RPI | S | Opponent | Score | RPI | S | Opponent | Score | RPI | S | Opponent | Score | RPI | S | Opponent | Score |
| 1 | A | Baylor | 60 92 | 34 | A | Duquesne | 46 63 | 82 | A | James Madison | 60 48 | 106 | H | Sacred Heart | 68 63 |
| 12 | A | Texas A&M | 55 70 | | | | | | | | | 115 | A | Winthrop | 90 57 |
| | | | | | | | | | | | | 115 | H | Winthrop | 69 54 |
| | | | | | | | | | | | | 140 | H | N.C. A&T | 56 60 |
| | | | | | | | | | | | | 143 | H | Presbyterian | 49 51 |
| | | | | | | | | | | | | 147 | A | High Point | 67 59 |
| | | | | | | | | | | | | 147 | H | High Point | 63 71 |
| | | | | | | | | | | | | 173 | A | Campbell | 78 56 |
| | | | | | | | | | | | | 173 | H | Campbell | 65 58 |
| | | | | | | | | | | | | 210 | A | Radford | 67 65 |
| | | | | | | | | | | | | 210 | H | Radford | 69 60 |
| | | | | | | | | | | | | 229 | A | VCU | 76 63 |
| | | | | | | | | | | | | 238 | A | Longwood | 97 56 |
| | | | | | | | | | | | | 238 | H | Longwood | 91 58 |
| | | | | | | | | | | | | 285 | A | Coastal Caro. | 76 48 |
| | | | | | | | | | | | | 297 | H | UNC Wilmington | 84 34 |
| | | | | | | | | | | | | 314 | A | Gardner-Webb | 55 40 |
| | | | | | | | | | | | | 317 | H | UNC Greensboro | 76 56 |
| | | | | | | | | | | | | 319 | H | Grambling | 81 50 |
| | | | | | | | | | | | | 327 | A | Charleston So. | 92 33 |
| | | | | | | | | | | | | 341 | A | UNC Asheville | 75 43 |
| | | | | | | | | | | | | 341 | H | UNC Asheville | 75 49 |
| LAST 12 Division I GAMES: | | | | | | | | | | | | | | | |
| 314 | A | Gardner-Webb | 55 40 | 173 | A | Campbell | 78 56 | | | | | | | | |
| 341 | A | UNC Asheville | 75 43 | 238 | H | Longwood | 91 58 | | | | | | | | |
| 210 | H | Radford | 69 60 | 173 | H | Campbell | 65 58 | | | | | | | | |
| 115 | H | Winthrop | 69 54 | 147 | H | High Point | 63 71 | | | | | | | | |
| 238 | A | Longwood | 97 56 | 285 | A | Coastal Caro. | 76 48 | | | | | | | | |
| 147 | A | High Point | 67 59 | 327 | A | Charleston So. | 92 33 | | | | | | | | |

Non-Div I Games: Virginia Union 95 39 Bluefield St. 82 46

Liberty

Loss, Non-Conf, S Site, H Home A Away N Neutral

| | | | | | | | | | | |
|-------------------|----------|-----------|----------------|------------|-------------|---------------|------|------|-------|-----------|
| Average RPI Win: | 313 | WON-LOST | WINNING | LAST 12 | STRENGTH OF | OPP. STRENGTH | TEAM | ADJ. | CONF. | ADJ CONF. |
| Average RPI Loss: | 184 | RECORD | PCT. RANK | GAMES | SCHEDULE | OF SCHEDULE | RPI | RPI | RPI | RPI |
| DIV. I ONLY | 3- 23 | 334 | 1- 11 | 241 | 277 | 330 | 330 | 29 | 29 | |
| DIV. I NON-CONF. | 1- 12 | 332 | 0- 3 | 229 | 225 | 332 | 332 | 27 | 27 | |
| TOTALS | RPI 1-25 | RPI 26-50 | W-L RECORDS | RPI 51-100 | RPI 101-150 | RPI 150+ | | | | |
| 3- 23 | 0- 1 | 0- 2 | OVERALL | 0- 2 | 0- 3 | 3- 15 | | | | |
| 2- 9 | 0- 0 | 0- 1 | HOME | 0- 1 | 0- 2 | 2- 5 | | | | |
| 1- 14 | 0- 1 | 0- 1 | AWAY | 0- 1 | 0- 1 | 1- 10 | | | | |
| 0- 0 | 0- 0 | 0- 0 | NEUTRAL | 0- 0 | 0- 0 | 0- 0 | | | | |
| 1- 12 | 0- 1 | 0- 2 | NON-CONFERENCE | 0- 0 | 0- 0 | 1- 9 | | | | |
| 1- 4 | 0- 0 | 0- 1 | HOME | 0- 0 | 0- 0 | 1- 3 | | | | |
| 0- 8 | 0- 1 | 0- 1 | AWAY | 0- 0 | 0- 0 | 0- 6 | | | | |
| 0- 0 | 0- 0 | 0- 0 | NEUTRAL | 0- 0 | 0- 0 | 0- 0 | | | | |
| 2- 11 | 0- 0 | 0- 0 | CONFERENCE | 0- 2 | 0- 3 | 2- 6 | | | | |
| 1- 5 | 0- 0 | 0- 0 | HOME | 0- 1 | 0- 2 | 1- 2 | | | | |
| 1- 6 | 0- 0 | 0- 0 | AWAY | 0- 1 | 0- 1 | 1- 4 | | | | |
| 0- 0 | 0- 0 | 0- 0 | NEUTRAL | 0- 0 | 0- 0 | 0- 0 | | | | |

| RPI 1-25 | | | | RPI 26-50 | | | | RPI 51-100 | | | | RPI 101+ Team's RPI: 330 | | | |
|---------------------------|---|--------------|-------|-----------|---|----------------|-------|------------|---|--------------|-------|--------------------------|---|------------------|-------|
| RPI | S | Opponent | Score | RPI | S | Opponent | Score | RPI | S | Opponent | Score | RPI | S | Opponent | Score |
| 14 | A | Georgia | 42 93 | 31 | A | Texas Tech | 41 61 | 51 | A | FGCU | 37 67 | 111 | A | Stetson | 51 92 |
| | | | | 32 | H | Vanderbilt | 45 62 | 51 | H | FGCU | 38 89 | 111 | H | Stetson | 54 68 |
| | | | | | | | | | | | | 136 | H | Mercer | 70 74 |
| | | | | | | | | | | | | 176 | A | Northern Ky. | 33 66 |
| | | | | | | | | | | | | 176 | H | Northern Ky. | 58 75 |
| | | | | | | | | | | | | 187 | A | Belmont | 39 61 |
| | | | | | | | | | | | | 187 | H | Belmont | 54 70 |
| | | | | | | | | | | | | 213 | H | Tennessee St. | 60 69 |
| | | | | | | | | | | | | 221 | A | Murray St. | 55 63 |
| | | | | | | | | | | | | 236 | A | Ole Miss | 46 68 |
| | | | | | | | | | | | | 248 | A | East Tenn. St. | 64 86 |
| | | | | | | | | | | | | 248 | H | East Tenn. St. | 74 80 |
| | | | | | | | | | | | | 262 | A | USC Upstate | 62 78 |
| | | | | | | | | | | | | 262 | H | USC Upstate | 57 56 |
| | | | | | | | | | | | | 282 | A | North Florida | 64 77 |
| | | | | | | | | | | | | 305 | A | Austin Peay | 42 69 |
| | | | | | | | | | | | | 311 | A | Jacksonville | 45 58 |
| | | | | | | | | | | | | 314 | A | Gardner-Webb | 40 64 |
| | | | | | | | | | | | | 335 | A | Kennesaw St. | 55 53 |
| | | | | | | | | | | | | 335 | H | Kennesaw St. | 39 55 |
| | | | | | | | | | | | | 343 | H | Jacksonville St. | 67 54 |
| LAST 12 Division I GAMES: | | | | | | | | | | | | | | | |
| 335 | A | Kennesaw St. | 55 53 | 248 | A | East Tenn. St. | 64 86 | 335 | H | Kennesaw St. | 39 55 | | | | |
| 111 | H | Stetson | 54 68 | 136 | H | Mercer | 70 74 | 51 | A | FGCU | 37 67 | | | | |
| 51 | H | FGCU | 38 89 | 111 | A | Stetson | 51 92 | 176 | A | Northern Ky. | 33 66 | | | | |
| 187 | A | Belmont | 39 61 | | | | | | | | | | | | |
| 176 | H | Northern Ky. | 58 75 | | | | | | | | | | | | |
| 262 | A | USC Upstate | 62 78 | | | | | | | | | | | | |

Non-Div I Games:

Lipscomb

■ Loss,
 ■ Non-Conf, S Site,
 ■ Home
 ■ Away
 N Neutral

| | | | | | | | | | |
|-----------------------|----------|-----------|----------------|-------------|---------------|----------|------|-------|-----------|
| Average RPI Win: 200 | WON-LOST | WINNING | LAST 12 | STRENGTH OF | OPP. STRENGTH | TEAM | ADJ. | CONF. | ADJ CONF. |
| Average RPI Loss: 140 | RECORD | PCT. RANK | GAMES | SCHEDULE | OF SCHEDULE | RPI | RPI | RPI | RPI |
| DIV. I ONLY | 14- 12 | 139 | 5- 7 | 169 | 160 | 177 | 177 | 11 | 11 |
| DIV. I NON-CONF. | 7- 5 | 130 | 0- 0 | 121 | 221 | 140 | 140 | 11 | 11 |
| TOTALS | RPI 1-25 | RPI 26-50 | W-L RECORDS | RPI 51-100 | RPI 101-150 | RPI 150+ | | | |
| 14- 12 | 0- 1 | 0- 1 | OVERALL | 2- 1 | 4- 4 | 8- 5 | | | |
| 11- 4 | 0- 0 | 0- 0 | HOME | 2- 0 | 4- 2 | 5- 2 | | | |
| 3- 8 | 0- 1 | 0- 1 | AWAY | 0- 1 | 0- 2 | 3- 3 | | | |
| 0- 0 | 0- 0 | 0- 0 | NEUTRAL | 0- 0 | 0- 0 | 0- 0 | | | |
| 7- 5 | 0- 1 | 0- 0 | NON-CONFERENCE | 1- 1 | 3- 1 | 3- 2 | | | |
| 6- 2 | 0- 0 | 0- 0 | HOME | 1- 0 | 3- 1 | 2- 1 | | | |
| 1- 3 | 0- 1 | 0- 0 | AWAY | 0- 1 | 0- 0 | 1- 1 | | | |
| 0- 0 | 0- 0 | 0- 0 | NEUTRAL | 0- 0 | 0- 0 | 0- 0 | | | |
| 7- 7 | 0- 0 | 0- 1 | CONFERENCE | 1- 0 | 1- 3 | 5- 3 | | | |
| 5- 2 | 0- 0 | 0- 0 | HOME | 1- 0 | 1- 1 | 3- 1 | | | |
| 2- 5 | 0- 0 | 0- 1 | AWAY | 0- 0 | 0- 2 | 2- 2 | | | |
| 0- 0 | 0- 0 | 0- 0 | NEUTRAL | 0- 0 | 0- 0 | 0- 0 | | | |

| RPI 1-25 | | | | RPI 26-50 | | | | RPI 51-100 | | | | RPI 101+ Team's RPI: 177 | | | |
|---------------------------|---|--------------------|-------|-----------|---|--------------------|-------|------------|---|------------|-------|--------------------------|---|--------------------|-------|
| RPI | S | Opponent | Score | RPI | S | Opponent | Score | RPI | S | Opponent | Score | RPI | S | Opponent | Score |
| 3 | A | Stanford | 41 77 | 48 | A | Pacific | 53 69 | 72 | H | Washington | 71 62 | 125 | H | Sam Houston St. | 50 49 |
| | | | | | | | | 80 | A | San Diego | 49 67 | 128 | A | Hawaii | 57 65 |
| | | | | | | | | 83 | H | Cal Poly | 62 52 | 128 | H | Hawaii | 54 61 |
| | | | | | | | | | | | | 129 | A | Cal St. Northridge | 52 73 |
| | | | | | | | | | | | | 129 | H | Cal St. Northridge | 70 63 |
| | | | | | | | | | | | | 137 | H | Santa Clara | 67 68 |
| | | | | | | | | | | | | 138 | H | Arizona | 71 61 |
| | | | | | | | | | | | | 149 | H | Sacramento St. | 74 71 |
| | | | | | | | | | | | | 158 | H | UC Santa Barbara | 52 45 |
| | | | | | | | | | | | | 164 | H | Iona | 58 60 |
| | | | | | | | | | | | | 197 | A | Loyola Marymount | 52 58 |
| | | | | | | | | | | | | 212 | A | UC Davis | 62 68 |
| | | | | | | | | | | | | 215 | A | UC Riverside | 80 66 |
| | | | | | | | | | | | | 215 | H | UC Riverside | 49 50 |
| | | | | | | | | | | | | 243 | A | UC Irvine | 57 65 |
| | | | | | | | | | | | | 243 | H | UC Irvine | 71 61 |
| | | | | | | | | | | | | 272 | H | Canisius | 72 67 |
| | | | | | | | | | | | | 289 | A | Cal St. Fullerton | 58 56 |
| | | | | | | | | | | | | 289 | H | Cal St. Fullerton | 45 39 |
| | | | | | | | | | | | | 304 | A | Utah Valley | 77 69 |
| | | | | | | | | | | | | 340 | H | Columbia | 79 50 |
| LAST 12 Division I GAMES: | | | | | | | | | | | | | | | |
| 243 | A | UC Irvine | 57 65 | 212 | A | UC Davis | 62 68 | | | | | | | | |
| 215 | A | UC Riverside | 80 66 | 243 | H | UC Irvine | 71 61 | | | | | | | | |
| 289 | A | Cal St. Fullerton | 58 56 | 289 | H | Cal St. Fullerton | 45 39 | | | | | | | | |
| 129 | H | Cal St. Northridge | 70 63 | 215 | H | UC Riverside | 49 50 | | | | | | | | |
| 128 | H | Hawaii | 54 61 | 128 | A | Hawaii | 57 65 | | | | | | | | |
| 48 | A | Pacific | 53 69 | 129 | A | Cal St. Northridge | 52 73 | | | | | | | | |

Non-Div I Games:

Long Beach St.

■ Loss,
 ■ Non-Conf, S Site,
 ■ Home
 ■ Away
 N Neutral

| | | | | | | | | | | |
|-------------------|----------|-----------|----------------|------------|-------------|---------------|------|------|-------|-----------|
| Average RPI Win: | 262 | WON-LOST | WINNING | LAST 12 | STRENGTH OF | OPP. STRENGTH | TEAM | ADJ. | CONF. | ADJ CONF. |
| Average RPI Loss: | 156 | RECORD | PCT. RANK | GAMES | SCHEDULE | OF SCHEDULE | RPI | RPI | RPI | RPI |
| DIV. I ONLY | 10- 17 | 241 | 4- 8 | 222 | 262 | 238 | 238 | 27 | 27 | |
| DIV. I NON-CONF. | 2- 8 | 305 | 0- 0 | 314 | 99 | 315 | 315 | 28 | 28 | |
| TOTALS | RPI 1-25 | RPI 26-50 | W-L RECORDS | RPI 51-100 | RPI 101-150 | RPI 150+ | | | | |
| 10- 17 | 0- 0 | 0- 0 | OVERALL | 0- 3 | 1- 8 | 9- 6 | | | | |
| 5- 4 | 0- 0 | 0- 0 | HOME | 0- 1 | 1- 1 | 4- 2 | | | | |
| 5- 13 | 0- 0 | 0- 0 | AWAY | 0- 2 | 0- 7 | 5- 4 | | | | |
| 0- 0 | 0- 0 | 0- 0 | NEUTRAL | 0- 0 | 0- 0 | 0- 0 | | | | |
| 2- 8 | 0- 0 | 0- 0 | NON-CONFERENCE | 0- 1 | 0- 4 | 2- 3 | | | | |
| 1- 1 | 0- 0 | 0- 0 | HOME | 0- 0 | 0- 0 | 1- 1 | | | | |
| 1- 7 | 0- 0 | 0- 0 | AWAY | 0- 1 | 0- 4 | 1- 2 | | | | |
| 0- 0 | 0- 0 | 0- 0 | NEUTRAL | 0- 0 | 0- 0 | 0- 0 | | | | |
| 8- 9 | 0- 0 | 0- 0 | CONFERENCE | 0- 2 | 1- 4 | 7- 3 | | | | |
| 4- 3 | 0- 0 | 0- 0 | HOME | 0- 1 | 1- 1 | 3- 1 | | | | |
| 4- 6 | 0- 0 | 0- 0 | AWAY | 0- 1 | 0- 3 | 4- 2 | | | | |
| 0- 0 | 0- 0 | 0- 0 | NEUTRAL | 0- 0 | 0- 0 | 0- 0 | | | | |

| RPI S | Opponent | Score | RPI S | Opponent | Score | RPI S | Opponent | Score | RPI S | Opponent | Score | Team's RPI: 238 |
|---------------------------|----------|-------|-------|-----------------|-------|-------|------------|------------------|-------|----------------------|--------|-----------------|
| | | | | | | 67 | A Liberty | 58 91 | 109 | A Arizona St. | 50 62 | |
| | | | | | | 67 | H Liberty | 56 97 | 115 | A Winthrop | 46 78 | |
| | | | | | | 98 | A Richmond | 61 71 | 115 | H Winthrop | 79 74 | |
| | | | | | | | | | 120 | A North Carolina St. | 49 102 | |
| | | | | | | | | | 124 | A Virginia Tech | 58 73 | |
| | | | | | | | | | 138 | A Arizona | 68 86 | |
| | | | | | | | | | 143 | A Presbyterian | 62 71 | |
| | | | | | | | | | 147 | A High Point | 66 83 | |
| | | | | | | | | | 147 | H High Point | 72 79 | |
| | | | | | | | | | 173 | A Campbell | 51 62 | |
| | | | | | | | | | 173 | H Campbell | 77 75 | |
| | | | | | | | | | 210 | A Radford | 57 49 | |
| | | | | | | | | | 210 | H Radford | 46 60 | |
| | | | | | | | | | 218 | A Bucknell | 60 52 | |
| | | | | | | | | | 221 | H Murray St. | 68 76 | |
| | | | | | | | | | 235 | A Pittsburgh | 60 86 | |
| | | | | | | | | | 253 | A Coppin St. | 67 75 | |
| | | | | | | | | | 285 | A Coastal Caro. | 62 66 | |
| | | | | | | | | | 285 | H Coastal Caro. | 77 63 | |
| | | | | | | | | | 314 | A Gardner-Webb | 70 62 | |
| | | | | | | | | | 314 | H Gardner-Webb | 87 75 | |
| | | | | | | | | | 326 | H Air Force | 68 63 | |
| | | | | | | | | | 327 | A Charleston So. | 67 52 | |
| | | | | | | | | | 341 | A UNC Asheville | 67 54 | |
| LAST 12 Division I GAMES: | | | | | | | | | | | | |
| | | | 341 | A UNC Asheville | 67 54 | | 285 | A Coastal Caro. | 62 66 | | | |
| | | | 115 | A Winthrop | 46 78 | | 67 | A Liberty | 58 91 | | | |
| | | | 210 | H Radford | 46 60 | | 147 | A High Point | 66 83 | | | |
| | | | 67 | H Liberty | 56 97 | | 285 | H Coastal Caro. | 77 63 | | | |
| | | | 147 | H High Point | 72 79 | | 173 | H Campbell | 77 75 | | | |
| | | | 173 | A Campbell | 51 62 | | 327 | A Charleston So. | 67 52 | | | |

Non-Div I Games:

Longwood

■ Loss,
■ Non-Conf,
■ S Site,
■ H Home
■ A Away
N Neutral

| | | | | | | | | | | |
|-------------------|----------|-----------|----------------|------------|-------------|---------------|------|------|-------|-----------|
| Average RPI Win: | 231 | WON-LOST | WINNING | LAST 12 | STRENGTH OF | OPP. STRENGTH | TEAM | ADJ. | CONF. | ADJ CONF. |
| Average RPI Loss: | 133 | RECORD | PCT. RANK | GAMES | SCHEDULE | OF SCHEDULE | RPI | RPI | RPI | RPI |
| DIV. I ONLY | 12- 13 | 171 | 6- 6 | 138 | 183 | 180 | 180 | 25 | 25 | |
| DIV. I NON-CONF. | 4- 7 | 231 | 0- 1 | 35 | 37 | 164 | 164 | 26 | 26 | |
| TOTALS | RPI 1-25 | RPI 26-50 | W-L RECORDS | RPI 51-100 | RPI 101-150 | RPI 150+ | | | | |
| 12- 13 | 0- 2 | 0- 1 | OVERALL | 0- 3 | 1- 2 | 11- 5 | | | | |
| 8- 4 | 0- 1 | 0- 0 | HOME | 0- 0 | 1- 1 | 7- 2 | | | | |
| 4- 8 | 0- 1 | 0- 1 | AWAY | 0- 2 | 0- 1 | 4- 3 | | | | |
| 0- 1 | 0- 0 | 0- 0 | NEUTRAL | 0- 1 | 0- 0 | 0- 0 | | | | |
| 4- 7 | 0- 2 | 0- 1 | NON-CONFERENCE | 0- 3 | 1- 0 | 3- 1 | | | | |
| 4- 1 | 0- 1 | 0- 0 | HOME | 0- 0 | 1- 0 | 3- 0 | | | | |
| 0- 5 | 0- 1 | 0- 1 | AWAY | 0- 2 | 0- 0 | 0- 1 | | | | |
| 0- 1 | 0- 0 | 0- 0 | NEUTRAL | 0- 1 | 0- 0 | 0- 0 | | | | |
| 8- 6 | 0- 0 | 0- 0 | CONFERENCE | 0- 0 | 0- 2 | 8- 4 | | | | |
| 4- 3 | 0- 0 | 0- 0 | HOME | 0- 0 | 0- 1 | 4- 2 | | | | |
| 4- 3 | 0- 0 | 0- 0 | AWAY | 0- 0 | 0- 1 | 4- 2 | | | | |
| 0- 0 | 0- 0 | 0- 0 | NEUTRAL | 0- 0 | 0- 0 | 0- 0 | | | | |

| RPI 1-25 | | | | RPI 26-50 | | | | RPI 51-100 | | | | RPI 101+ Team's RPI: 180 | | | |
|---------------------------|---|-----------------|-------|-----------|---|--------------|-------|------------|---|----------|-------|--------------------------|---|-----------------|-------|
| RPI | S | Opponent | Score | RPI | S | Opponent | Score | RPI | S | Opponent | Score | RPI | S | Opponent | Score |
| 11 | H | South Carolina | 58 82 | 41 | A | LSU | 55 77 | 64 | N | Rutgers | 46 73 | 122 | H | Oral Roberts | 61 59 |
| 12 | A | Texas A&M | 26 77 | | | | | 68 | A | UALR | 52 74 | 145 | A | Seattle | 47 64 |
| | | | | | | | | 91 | A | Tulane | 59 66 | 145 | H | Seattle | 74 87 |
| | | | | | | | | | | | | 153 | H | Utah St. | 75 76 |
| | | | | | | | | | | | | 159 | H | McNeese St. | 52 50 |
| | | | | | | | | | | | | 170 | A | Idaho | 67 58 |
| | | | | | | | | | | | | 170 | H | Idaho | 64 62 |
| | | | | | | | | | | | | 191 | A | Mississippi St. | 55 57 |
| | | | | | | | | | | | | 216 | A | Denver | 82 77 |
| | | | | | | | | | | | | 236 | H | Ole Miss | 57 54 |
| | | | | | | | | | | | | 252 | A | New Mexico St. | 67 71 |
| | | | | | | | | | | | | 254 | A | UTSA | 79 73 |
| | | | | | | | | | | | | 254 | H | UTSA | 50 51 |
| | | | | | | | | | | | | 256 | H | Central Ark. | 65 63 |
| | | | | | | | | | | | | 278 | H | San Jose St. | 94 80 |
| | | | | | | | | | | | | 302 | A | Texas St. | 63 68 |
| | | | | | | | | | | | | 302 | H | Texas St. | 71 58 |
| | | | | | | | | | | | | 307 | A | Texas-Arlington | 78 62 |
| | | | | | | | | | | | | 307 | H | Texas-Arlington | 65 58 |
| LAST 12 Division I GAMES: | | | | | | | | | | | | | | | |
| 170 | H | Idaho | 64 62 | 153 | H | Utah St. | 75 76 | | | | | | | | |
| 145 | H | Seattle | 74 87 | 278 | H | San Jose St. | 94 80 | | | | | | | | |
| 302 | A | Texas St. | 63 68 | 145 | A | Seattle | 47 64 | | | | | | | | |
| 254 | A | UTSA | 79 73 | 170 | A | Idaho | 67 58 | | | | | | | | |
| 307 | A | Texas-Arlington | 78 62 | 254 | H | UTSA | 50 51 | | | | | | | | |
| 68 | A | UALR | 52 74 | 302 | H | Texas St. | 71 58 | | | | | | | | |

Non-Div I Games:

Louisiana Tech

■ Loss,
 ■ Non-Conf,
 ■ S Site,
 ■ Home
 ■ A Away
 N Neutral

| | | | | | | | | | | |
|-------------------|----------|-----------|----------------|------------|-------------|---------------|------|------|-------|-----------|
| Average RPI Win: | 142 | WON-LOST | WINNING | LAST 12 | STRENGTH OF | OPP. STRENGTH | TEAM | ADJ. | CONF. | ADJ CONF. |
| Average RPI Loss: | 20 | RECORD | PCT. RANK | GAMES | SCHEDULE | OF SCHEDULE | RPI | RPI | RPI | RPI |
| DIV. I ONLY | 22- 6 | 29 | 9- 3 | 54 | 20 | 21 | 21 | 4 | 4 | |
| DIV. I NON-CONF. | 12- 2 | 22 | 0- 0 | 150 | 50 | 44 | 44 | 3 | 3 | |
| TOTALS | RPI 1-25 | RPI 26-50 | W-L RECORDS | RPI 51-100 | RPI 101-150 | RPI 150+ | | | | |
| 22- 6 | 2- 4 | 4- 1 | OVERALL | 3- 1 | 1- 0 | 12- 0 | | | | |
| 13- 2 | 1- 1 | 3- 0 | HOME | 1- 1 | 0- 0 | 8- 0 | | | | |
| 6- 4 | 1- 3 | 0- 1 | AWAY | 2- 0 | 0- 0 | 3- 0 | | | | |
| 3- 0 | 0- 0 | 1- 0 | NEUTRAL | 0- 0 | 1- 0 | 1- 0 | | | | |
| 12- 2 | 1- 2 | 1- 0 | NON-CONFERENCE | 0- 0 | 1- 0 | 9- 0 | | | | |
| 7- 1 | 1- 1 | 0- 0 | HOME | 0- 0 | 0- 0 | 6- 0 | | | | |
| 2- 1 | 0- 1 | 0- 0 | AWAY | 0- 0 | 0- 0 | 2- 0 | | | | |
| 3- 0 | 0- 0 | 1- 0 | NEUTRAL | 0- 0 | 1- 0 | 1- 0 | | | | |
| 10- 4 | 1- 2 | 3- 1 | CONFERENCE | 3- 1 | 0- 0 | 3- 0 | | | | |
| 6- 1 | 0- 0 | 3- 0 | HOME | 1- 1 | 0- 0 | 2- 0 | | | | |
| 4- 3 | 1- 2 | 0- 1 | AWAY | 2- 0 | 0- 0 | 1- 0 | | | | |
| 0- 0 | 0- 0 | 0- 0 | NEUTRAL | 0- 0 | 0- 0 | 0- 0 | | | | |

| RPI 1-25 | | | | RPI 26-50 | | | | RPI 51-100 | | | | RPI 101+ | | | |
|---------------------------|---|-------------|-------|-----------|---|-----------------|-------|------------|---|------------|-------|----------|---|----------------|-------|
| RPI | S | Opponent | Score | RPI | S | Opponent | Score | RPI | S | Opponent | Score | RPI | S | Opponent | Score |
| 2 | A | Connecticut | 58 72 | 27 | A | DePaul | 80 86 | 58 | A | South Fla. | 78 75 | 146 | N | UCF | 94 73 |
| 4 | A | Notre Dame | 64 93 | 27 | H | DePaul | 81 55 | 58 | H | South Fla. | 62 73 | 155 | A | UT Martin | 79 61 |
| 9 | H | Kentucky | 47 48 | 40 | H | St. John's (NY) | 57 54 | 61 | A | Marquette | 64 63 | 167 | H | Washington St. | 75 39 |
| 12 | H | Texas A&M | 47 45 | 45 | N | Gonzaga | 55 42 | 64 | H | Rutgers | 66 57 | 169 | H | Cincinnati | 72 33 |
| 19 | A | Colorado | 66 70 | 50 | H | Georgetown | 74 60 | | | | | 183 | H | Eastern Ky. | 76 42 |
| 22 | A | Villanova | 55 49 | | | | | | | | | 185 | N | Oregon St. | 61 43 |
| | | | | | | | | | | | | | | | |
| LAST 12 Division I GAMES: | | | | | | | | | | | | | | | |
| 22 | A | Villanova | 55 49 | 58 | A | South Fla. | 78 75 | | | | | | | | |
| 58 | H | South Fla. | 62 73 | 40 | H | St. John's (NY) | 57 54 | | | | | | | | |
| 27 | H | DePaul | 81 55 | 61 | A | Marquette | 64 63 | | | | | | | | |
| 4 | A | Notre Dame | 64 93 | 169 | H | Cincinnati | 72 33 | | | | | | | | |
| 235 | H | Pittsburgh | 78 45 | 2 | A | Connecticut | 58 72 | | | | | | | | |
| 50 | H | Georgetown | 74 60 | 192 | A | Providence | 70 62 | | | | | | | | |

Non-Div I Games:

Louisville

Loss, Non-Conf, S Site, H Home A Away N Neutral

| | | | | | | | | | | |
|-------------------|----------|-----------|----------------|------------|-------------|---------------|------|------|-------|-----------|
| Average RPI Win: | 213 | WON-LOST | WINNING | LAST 12 | STRENGTH OF | OPP. STRENGTH | TEAM | ADJ. | CONF. | ADJ CONF. |
| Average RPI Loss: | 148 | RECORD | PCT. RANK | GAMES | SCHEDULE | OF SCHEDULE | RPI | RPI | RPI | RPI |
| DIV. I ONLY | 12- 13 | 171 | 7- 5 | 278 | 117 | 220 | 220 | 12 | 12 | |
| DIV. I NON-CONF. | 5- 8 | 222 | 0- 0 | 317 | 102 | 276 | 276 | 12 | 12 | |
| TOTALS | RPI 1-25 | RPI 26-50 | W-L RECORDS | RPI 51-100 | RPI 101-150 | RPI 150+ | | | | |
| 12- 13 | 0- 0 | 0- 2 | OVERALL | 1- 3 | 1- 2 | 10- 6 | | | | |
| 7- 6 | 0- 0 | 0- 2 | HOME | 1- 0 | 1- 1 | 5- 3 | | | | |
| 5- 7 | 0- 0 | 0- 0 | AWAY | 0- 3 | 0- 1 | 5- 3 | | | | |
| 0- 0 | 0- 0 | 0- 0 | NEUTRAL | 0- 0 | 0- 0 | 0- 0 | | | | |
| 5- 8 | 0- 0 | 0- 1 | NON-CONFERENCE | 0- 2 | 0- 1 | 5- 4 | | | | |
| 3- 3 | 0- 0 | 0- 1 | HOME | 0- 0 | 0- 1 | 3- 1 | | | | |
| 2- 5 | 0- 0 | 0- 0 | AWAY | 0- 2 | 0- 0 | 2- 3 | | | | |
| 0- 0 | 0- 0 | 0- 0 | NEUTRAL | 0- 0 | 0- 0 | 0- 0 | | | | |
| 7- 5 | 0- 0 | 0- 1 | CONFERENCE | 1- 1 | 1- 1 | 5- 2 | | | | |
| 4- 3 | 0- 0 | 0- 1 | HOME | 1- 0 | 1- 0 | 2- 2 | | | | |
| 3- 2 | 0- 0 | 0- 0 | AWAY | 0- 1 | 0- 1 | 3- 0 | | | | |
| 0- 0 | 0- 0 | 0- 0 | NEUTRAL | 0- 0 | 0- 0 | 0- 0 | | | | |

| RPI S | Opponent | Score | RPI S | Opponent | Score | RPI S | Opponent | Score | RPI S | Opponent | Score | Team's RPI: 220 |
|---------------------------|------------------|-------|-------|------------------|-------|-------|------------------|-------|-------|-----------------|-------|-----------------|
| 26 | H Green Bay | 62 65 | 27 | H DePaul | 69 87 | 61 | A Marquette | 61 77 | 102 | H Eastern Ill. | 69 72 | |
| | | | | | | 63 | A Youngstown St. | 38 75 | 118 | A Detroit | 66 76 | |
| | | | | | | 63 | H Youngstown St. | 67 59 | 118 | H Detroit | 91 81 | |
| | | | | | | 94 | A Northwestern | 53 80 | 176 | H Northern Ky. | 77 65 | |
| | | | | | | | | | 195 | A La Salle | 56 50 | |
| | | | | | | | | | 207 | A Wright St. | 79 70 | |
| | | | | | | | | | 207 | H Wright St. | 56 67 | |
| | | | | | | | | | 208 | A Lafayette | 51 62 | |
| | | | | | | | | | 219 | H Cleveland St. | 79 78 | |
| | | | | | | | | | 222 | A Milwaukee | 84 74 | |
| | | | | | | | | | 228 | A Valparaiso | 52 44 | |
| | | | | | | | | | 228 | H Valparaiso | 68 58 | |
| | | | | | | | | | 234 | A Neb. Omaha | 58 65 | |
| | | | | | | | | | 246 | H Western Ill. | 61 65 | |
| | | | | | | | | | 247 | A Eastern Mich. | 64 54 | |
| | | | | | | | | | 260 | A Northern Ill. | 63 67 | |
| | | | | | | | | | 280 | H Ill.-Chicago | 62 73 | |
| | | | | | | | | | 313 | H Southern Ill. | 82 73 | |
| | | | | | | | | | 342 | H Chicago St. | 81 43 | |
| LAST 12 Division I GAMES: | | | | | | | | | | | | |
| 63 | H Youngstown St. | 67 59 | 222 | A Milwaukee | 84 74 | | | | | | | |
| 118 | H Detroit | 91 81 | 63 | A Youngstown St. | 38 75 | | | | | | | |
| 207 | A Wright St. | 79 70 | 118 | A Detroit | 66 76 | | | | | | | |
| 228 | H Valparaiso | 68 58 | 207 | H Wright St. | 56 67 | | | | | | | |
| 219 | H Cleveland St. | 79 78 | 228 | A Valparaiso | 52 44 | | | | | | | |
| 26 | H Green Bay | 62 65 | 280 | H Ill.-Chicago | 62 73 | | | | | | | |

Non-Div I Games:

Loyola Chicago

■ Loss,
 ■ Non-Conf,
 ■ S Site,
 ■ H Home
 ■ A Away
 N Neutral

Loyola Maryland

Through Games Of Sunday, February 24, 2013

| | | | | | | | | | | |
|-------------------|----------|-----------|----------------|------------|-------------|---------------|------|------|-------|-----------|
| Average RPI Win: | 235 | WON-LOST | WINNING | LAST 12 | STRENGTH OF | OPP. STRENGTH | TEAM | ADJ. | CONF. | ADJ CONF. |
| Average RPI Loss: | 166 | RECORD | PCT. RANK | GAMES | SCHEDULE | OF SCHEDULE | RPI | RPI | RPI | RPI |
| DIV. I ONLY | 10- 17 | 241 | 4- 8 | 152 | 280 | 237 | 237 | 26 | 26 | |
| DIV. I NON-CONF. | 5- 6 | 190 | 0- 0 | 53 | 243 | 106 | 106 | 23 | 23 | |
| TOTALS | RPI 1-25 | RPI 26-50 | W-L RECORDS | RPI 51-100 | RPI 101-150 | RPI 150+ | | | | |
| 10- 17 | 0- 1 | 0- 3 | OVERALL | 0- 1 | 1- 2 | 9- 10 | | | | |
| 8- 4 | 0- 1 | 0- 1 | HOME | 0- 0 | 1- 0 | 7- 2 | | | | |
| 2- 13 | 0- 0 | 0- 2 | AWAY | 0- 1 | 0- 2 | 2- 8 | | | | |
| 0- 0 | 0- 0 | 0- 0 | NEUTRAL | 0- 0 | 0- 0 | 0- 0 | | | | |
| 5- 6 | 0- 1 | 0- 1 | NON-CONFERENCE | 0- 1 | 1- 2 | 4- 1 | | | | |
| 3- 1 | 0- 1 | 0- 0 | HOME | 0- 0 | 1- 0 | 2- 0 | | | | |
| 2- 5 | 0- 0 | 0- 1 | AWAY | 0- 1 | 0- 2 | 2- 1 | | | | |
| 0- 0 | 0- 0 | 0- 0 | NEUTRAL | 0- 0 | 0- 0 | 0- 0 | | | | |
| 5- 11 | 0- 0 | 0- 2 | CONFERENCE | 0- 0 | 0- 0 | 5- 9 | | | | |
| 5- 3 | 0- 0 | 0- 1 | HOME | 0- 0 | 0- 0 | 5- 2 | | | | |
| 0- 8 | 0- 0 | 0- 1 | AWAY | 0- 0 | 0- 0 | 0- 7 | | | | |
| 0- 0 | 0- 0 | 0- 0 | NEUTRAL | 0- 0 | 0- 0 | 0- 0 | | | | |

| RPI 1-25 | | | | RPI 26-50 | | | | RPI 51-100 | | | | RPI 101+ Team's RPI: 237 | | | |
|---------------------------|---|----------|-------|-----------|---|-----------|-------|------------|---|----------|-------|--------------------------|---|---------------|-------|
| RPI | S | Opponent | Score | RPI | S | Opponent | Score | RPI | S | Opponent | Score | RPI | S | Opponent | Score |
| 10 | H | Maryland | 45 88 | 37 | A | Syracuse | 48 83 | 100 | A | Hartford | 50 64 | 112 | A | Navy | 60 71 |
| | | | | 47 | A | Marist | 38 67 | | | | | 123 | H | American | 55 53 |
| | | | | 47 | H | Marist | 55 79 | | | | | 150 | A | Howard | 37 40 |
| | | | | | | | | | | | | 161 | A | Army | 53 47 |
| | | | | | | | | | | | | 164 | A | Iona | 61 67 |
| | | | | | | | | | | | | 164 | H | Iona | 64 43 |
| | | | | | | | | | | | | 179 | A | Fairfield | 54 64 |
| | | | | | | | | | | | | 188 | A | Rider | 41 56 |
| | | | | | | | | | | | | 188 | H | Rider | 74 81 |
| | | | | | | | | | | | | 202 | H | Lehigh | 60 48 |
| | | | | | | | | | | | | 230 | A | Niagara | 47 58 |
| | | | | | | | | | | | | 230 | H | Niagara | 71 68 |
| | | | | | | | | | | | | 235 | A | Pittsburgh | 47 57 |
| | | | | | | | | | | | | 265 | A | Siena | 52 62 |
| | | | | | | | | | | | | 265 | H | Siena | 53 37 |
| | | | | | | | | | | | | 272 | A | Canisius | 39 48 |
| | | | | | | | | | | | | 272 | H | Canisius | 46 60 |
| | | | | | | | | | | | | 275 | A | UMBC | 68 55 |
| | | | | | | | | | | | | 279 | H | Towson | 52 44 |
| | | | | | | | | | | | | 322 | A | Manhattan | 50 62 |
| | | | | | | | | | | | | 322 | H | Manhattan | 54 34 |
| | | | | | | | | | | | | 331 | H | Saint Peter's | 56 47 |
| LAST 12 Division I GAMES: | | | | | | | | | | | | | | | |
| | | | | 47 | H | Marist | 55 79 | | | | | 265 | H | Siena | 53 37 |
| | | | | 164 | A | Iona | 61 67 | | | | | 230 | H | Niagara | 71 68 |
| | | | | 188 | A | Rider | 41 56 | | | | | 164 | H | Iona | 64 43 |
| | | | | 322 | H | Manhattan | 54 34 | | | | | 272 | H | Canisius | 46 60 |
| | | | | 272 | A | Canisius | 39 48 | | | | | 265 | A | Siena | 52 62 |
| | | | | 230 | A | Niagara | 47 58 | | | | | 322 | A | Manhattan | 50 62 |

Non-Div I Games:

Loyola Maryland

Loss, Non-Conf, S Site, H Home A Away N Neutral

| | | | | | | | | | | |
|-------------------|----------|-----------|----------------|------------|-------------|---------------|------|------|-------|-----------|
| Average RPI Win: | 204 | WON-LOST | WINNING | LAST 12 | STRENGTH OF | OPP. STRENGTH | TEAM | ADJ. | CONF. | ADJ CONF. |
| Average RPI Loss: | 98 | RECORD | PCT. RANK | GAMES | SCHEDULE | OF SCHEDULE | RPI | RPI | RPI | RPI |
| DIV. I ONLY | 10- 17 | 241 | 3- 9 | 95 | 82 | 197 | 197 | 7 | 7 | |
| DIV. I NON-CONF. | 6- 7 | 183 | 0- 0 | 108 | 82 | 166 | 166 | 7 | 7 | |
| TOTALS | RPI 1-25 | RPI 26-50 | W-L RECORDS | RPI 51-100 | RPI 101-150 | RPI 150+ | | | | |
| 10- 17 | 0- 2 | 0- 4 | OVERALL | 0- 6 | 2- 1 | 8- 4 | | | | |
| 8- 5 | 0- 0 | 0- 2 | HOME | 0- 1 | 1- 0 | 7- 2 | | | | |
| 1- 11 | 0- 1 | 0- 2 | AWAY | 0- 5 | 0- 1 | 1- 2 | | | | |
| 1- 1 | 0- 1 | 0- 0 | NEUTRAL | 0- 0 | 1- 0 | 0- 0 | | | | |
| 6- 7 | 0- 2 | 0- 0 | NON-CONFERENCE | 0- 3 | 1- 0 | 5- 2 | | | | |
| 5- 1 | 0- 0 | 0- 0 | HOME | 0- 0 | 0- 0 | 5- 1 | | | | |
| 0- 5 | 0- 1 | 0- 0 | AWAY | 0- 3 | 0- 0 | 0- 1 | | | | |
| 1- 1 | 0- 1 | 0- 0 | NEUTRAL | 0- 0 | 1- 0 | 0- 0 | | | | |
| 4- 10 | 0- 0 | 0- 4 | CONFERENCE | 0- 3 | 1- 1 | 3- 2 | | | | |
| 3- 4 | 0- 0 | 0- 2 | HOME | 0- 1 | 1- 0 | 2- 1 | | | | |
| 1- 6 | 0- 0 | 0- 2 | AWAY | 0- 2 | 0- 1 | 1- 1 | | | | |
| 0- 0 | 0- 0 | 0- 0 | NEUTRAL | 0- 0 | 0- 0 | 0- 0 | | | | |

| RPI 1-25 | | | RPI 26-50 | | | RPI 51-100 | | | RPI 101+ Team's RPI: 197 | | |
|---------------------------|---|-----------------|-----------|-----|---|-----------------|-------|-----|--------------------------|-------------------|-------|
| RPI | S | Opponent | Score | RPI | S | Opponent | Score | RPI | S | Opponent | Score |
| 17 | A | UCLA | 66 86 | 36 | A | St. Mary's (CA) | 57 70 | 66 | A | BYU | 53 72 |
| 25 | N | Iowa St. | 33 55 | 36 | H | St. Mary's (CA) | 77 84 | 74 | A | Wyoming | 68 84 |
| | | | | 45 | A | Gonzaga | 57 79 | 80 | A | San Diego | 78 88 |
| | | | | 45 | H | Gonzaga | 56 70 | 80 | H | San Diego | 59 66 |
| | | | | | | | | 83 | A | Cal Poly | 71 84 |
| | | | | | | | | 84 | A | UTEP | 51 79 |
| LAST 12 Division I GAMES: | | | | | | | | | | | |
| 36 | A | St. Mary's (CA) | 57 70 | 45 | A | Gonzaga | 57 79 | 137 | A | Santa Clara | 54 58 |
| 263 | A | Pepperdine | 58 56 | 66 | A | BYU | 53 72 | 137 | H | Santa Clara | 71 50 |
| 80 | H | San Diego | 59 66 | 224 | H | Portland | 59 63 | 148 | N | Tulsa | 75 74 |
| 45 | H | Gonzaga | 56 70 | 189 | H | San Francisco | 65 50 | 153 | H | Utah St. | 98 81 |
| 137 | H | Santa Clara | 71 50 | 80 | A | San Diego | 78 88 | 158 | H | UC Santa Barbara | 69 76 |
| 224 | A | Portland | 63 65 | 137 | A | Santa Clara | 54 58 | 177 | H | Long Beach St. | 58 52 |
| | | | | | | | | 185 | H | Oregon St. | 73 62 |
| | | | | | | | | 189 | H | San Francisco | 65 50 |
| | | | | | | | | 224 | A | Portland | 63 65 |
| | | | | | | | | 224 | H | Portland | 59 63 |
| | | | | | | | | 240 | H | Colorado St. | 69 52 |
| | | | | | | | | 252 | A | New Mexico St. | 76 77 |
| | | | | | | | | 263 | A | Pepperdine | 58 56 |
| | | | | | | | | 263 | H | Pepperdine | 65 47 |
| | | | | | | | | 289 | H | Cal St. Fullerton | 85 73 |

Non-Div I Games:

Loyola Marymount

■ Loss,
■ Non-Conf,
■ S Site,
■ H Home
■ A Away
N Neutral

| | | | | | | | | | |
|------------------------------|--------------|------------|----------------|-------------|---------------|------------|------------|-----------|-----------|
| Average RPI Win: 274 | WON-LOST | WINNING | LAST 12 | STRENGTH OF | OPP. STRENGTH | TEAM | ADJ. | CONF. | ADJ CONF. |
| Average RPI Loss: 187 | RECORD | PCT. RANK | GAMES | SCHEDULE | OF SCHEDULE | RPI | RPI | RPI | RPI |
| DIV. I ONLY | 4- 23 | 328 | 3- 9 | 239 | 239 | 321 | 321 | 22 | 22 |
| DIV. I NON-CONF. | 1- 12 | 332 | 0- 0 | 245 | 220 | 329 | 329 | 24 | 24 |
| TOTALS | RPI 1-25 | RPI 26-50 | W-L RECORDS | RPI 51-100 | RPI 101-150 | RPI 150+ | | | |
| 4- 23 | 0- 0 | 0- 1 | OVERALL | 0- 9 | 0- 0 | 4- 13 | | | |
| 2- 7 | 0- 0 | 0- 1 | HOME | 0- 3 | 0- 0 | 2- 3 | | | |
| 1- 13 | 0- 0 | 0- 0 | AWAY | 0- 2 | 0- 0 | 1- 0 | | | |
| 1- 3 | 0- 0 | 0- 0 | NEUTRAL | 0- 1 | 0- 0 | 1- 2 | | | |
| 1- 12 | 0- 0 | 0- 1 | NON-CONFERENCE | 0- 4 | 0- 0 | 1- 7 | | | |
| 0- 2 | 0- 0 | 0- 1 | HOME | 0- 0 | 0- 0 | 0- 1 | | | |
| 0- 7 | 0- 0 | 0- 0 | AWAY | 0- 3 | 0- 0 | 0- 4 | | | |
| 1- 3 | 0- 0 | 0- 0 | NEUTRAL | 0- 1 | 0- 0 | 1- 2 | | | |
| 3- 11 | 0- 0 | 0- 0 | CONFERENCE | 0- 5 | 0- 0 | 3- 6 | | | |
| 2- 5 | 0- 0 | 0- 0 | HOME | 0- 3 | 0- 0 | 2- 2 | | | |
| 1- 6 | 0- 0 | 0- 0 | AWAY | 0- 2 | 0- 0 | 1- 4 | | | |
| 0- 0 | 0- 0 | 0- 0 | NEUTRAL | 0- 0 | 0- 0 | 0- 0 | | | |

| RPI S | Opponent | Score | RPI S | Opponent | Score | RPI S | Opponent | Score | RPI S | Opponent | Score | Team's RPI: 321 |
|---------------------------|-------------|-------|-------|---------------|-------|-------|---------------|-------|-------|---------------|-------|-----------------|
| | | | 37 H | Syracuse | 44 68 | 51 A | FGCU | 49 79 | 226 A | Stony Brook | 53 56 | |
| | | | | | | 59 H | Boston U. | 54 85 | 226 H | Stony Brook | 67 51 | |
| | | | | | | 75 A | Albany (NY) | 39 71 | 229 A | VCU | 47 82 | |
| | | | | | | 75 H | Albany (NY) | 54 86 | 229 H | VCU | 58 74 | |
| | | | | | | 81 A | Minnesota | 60 77 | 259 N | UNLV | 74 67 | |
| | | | | | | 82 A | James Madison | 34 88 | 265 A | Siena | 50 53 | |
| | | | | | | 90 N | Auburn | 41 71 | 268 A | New Hampshire | 54 61 | |
| | | | | | | 100 A | Hartford | 56 82 | 273 A | Bryant | 40 44 | |
| | | | | | | 100 H | Hartford | 37 52 | 275 A | UMBC | 50 54 | |
| | | | | | | | | | 275 H | UMBC | 79 86 | |
| | | | | | | | | | 279 A | Towson | 64 69 | |
| | | | | | | | | | 300 A | Vermont | 53 61 | |
| | | | | | | | | | 300 H | Vermont | 73 63 | |
| | | | | | | | | | 301 N | Rhode Island | 38 51 | |
| | | | | | | | | | 309 A | Binghamton | 74 68 | |
| | | | | | | | | | 309 H | Binghamton | 65 67 | |
| | | | | | | | | | 320 N | Wofford | 76 79 | |
| LAST 12 Division I GAMES: | | | | | | | | | | | | |
| 226 A | Stony Brook | 53 56 | 268 A | New Hampshire | 54 61 | | | | | | | |
| 300 H | Vermont | 73 63 | 226 H | Stony Brook | 67 51 | | | | | | | |
| 309 A | Binghamton | 74 68 | 300 A | Vermont | 53 61 | | | | | | | |
| 100 A | Hartford | 56 82 | 309 H | Binghamton | 65 67 | | | | | | | |
| 75 H | Albany (NY) | 54 86 | 59 H | Boston U. | 54 85 | | | | | | | |
| 275 H | UMBC | 79 86 | 75 A | Albany (NY) | 39 71 | | | | | | | |

Non-Div I Games:

Maine

■ Loss,
 ■ Non-Conf, S Site,
 ■ Home
 ■ Away
 N Neutral

| | | | | | | | | | |
|------------------------------|----------|-----------|----------------|-------------|---------------|----------|------|-------|-----------|
| Average RPI Win: 281 | WON-LOST | WINNING | LAST 12 | STRENGTH OF | OPP. STRENGTH | TEAM | ADJ. | CONF. | ADJ CONF. |
| Average RPI Loss: 194 | RECORD | PCT. RANK | GAMES | SCHEDULE | OF SCHEDULE | RPI | RPI | RPI | RPI |
| DIV. I ONLY | 6- 21 | 317 | 2- 10 | 268 | 303 | 322 | 322 | 26 | 26 |
| DIV. I NON-CONF. | 3- 8 | 275 | 0- 0 | 211 | 333 | 314 | 314 | 23 | 23 |
| TOTALS | RPI 1-25 | RPI 26-50 | W-L RECORDS | RPI 51-100 | RPI 101-150 | RPI 150+ | | | |
| 6- 21 | 0- 0 | 0- 2 | OVERALL | 0- 1 | 0- 1 | 6- 17 | | | |
| 5- 9 | 0- 0 | 0- 1 | HOME | 0- 0 | 0- 0 | 5- 8 | | | |
| 1- 12 | 0- 0 | 0- 1 | AWAY | 0- 1 | 0- 1 | 1- 9 | | | |
| 0- 0 | 0- 0 | 0- 0 | NEUTRAL | 0- 0 | 0- 0 | 0- 0 | | | |
| 3- 8 | 0- 0 | 0- 0 | NON-CONFERENCE | 0- 1 | 0- 1 | 3- 6 | | | |
| 3- 4 | 0- 0 | 0- 0 | HOME | 0- 0 | 0- 0 | 3- 4 | | | |
| 0- 4 | 0- 0 | 0- 0 | AWAY | 0- 1 | 0- 1 | 0- 2 | | | |
| 0- 0 | 0- 0 | 0- 0 | NEUTRAL | 0- 0 | 0- 0 | 0- 0 | | | |
| 3- 13 | 0- 0 | 0- 2 | CONFERENCE | 0- 0 | 0- 0 | 3- 11 | | | |
| 2- 5 | 0- 0 | 0- 1 | HOME | 0- 0 | 0- 0 | 2- 4 | | | |
| 1- 8 | 0- 0 | 0- 1 | AWAY | 0- 0 | 0- 0 | 1- 7 | | | |
| 0- 0 | 0- 0 | 0- 0 | NEUTRAL | 0- 0 | 0- 0 | 0- 0 | | | |

| RPI 1-25 | | | | RPI 26-50 | | | | RPI 51-100 | | | | RPI 101+ | | | | Team's RPI: 322 | |
|---------------------------|---|----------|-------|-----------|---|-----------------|-------|------------|---|----------|-------|----------|---|---------------------|-------|-----------------|--|
| RPI | S | Opponent | Score | RPI | S | Opponent | Score | RPI | S | Opponent | Score | RPI | S | Opponent | Score | | |
| | | | | 47 | A | Marist | 47 66 | 72 | A | Fordham | 45 55 | 106 | A | Sacred Heart | 38 55 | | |
| | | | | 47 | H | Marist | 39 60 | | | | | 156 | H | Holy Cross | 52 60 | | |
| | | | | | | | | | | | | 161 | H | Army | 49 54 | | |
| | | | | | | | | | | | | 164 | A | Iona | 46 76 | | |
| | | | | | | | | | | | | 179 | A | Fairfield | 50 76 | | |
| | | | | | | | | | | | | 179 | H | Fairfield | 50 55 | | |
| | | | | | | | | | | | | 188 | A | Rider | 57 60 | | |
| | | | | | | | | | | | | 188 | H | Rider | 41 48 | | |
| | | | | | | | | | | | | 190 | A | Monmouth | 43 58 | | |
| | | | | | | | | | | | | 229 | H | VCU | 68 63 | | |
| | | | | | | | | | | | | 230 | A | Niagara | 43 48 | | |
| | | | | | | | | | | | | 237 | A | Loyola Maryland | 34 54 | | |
| | | | | | | | | | | | | 237 | H | Loyola Maryland | 62 50 | | |
| | | | | | | | | | | | | 251 | H | Fairleigh Dickinson | 47 53 | | |
| | | | | | | | | | | | | 264 | A | Cornell | 60 70 | | |
| | | | | | | | | | | | | 265 | A | Siena | 55 62 | | |
| | | | | | | | | | | | | 265 | H | Siena | 51 54 | | |
| | | | | | | | | | | | | 272 | A | Canisius | 47 63 | | |
| | | | | | | | | | | | | 272 | H | Canisius | 54 51 | | |
| | | | | | | | | | | | | 279 | H | Towson | 60 63 | | |
| | | | | | | | | | | | | 294 | H | Oakland | 47 43 | | |
| | | | | | | | | | | | | 323 | H | Ohio | 58 49 | | |
| | | | | | | | | | | | | 331 | A | Saint Peter's | 73 66 | | |
| | | | | | | | | | | | | 331 | H | Saint Peter's | 49 60 | | |
| LAST 12 Division I GAMES: | | | | | | | | | | | | | | | | | |
| | | | | 230 | A | Niagara | 43 48 | | | | | 272 | H | Canisius | 54 51 | | |
| | | | | 272 | A | Canisius | 47 63 | | | | | 188 | A | Rider | 57 60 | | |
| | | | | 47 | A | Marist | 47 66 | | | | | 331 | H | Saint Peter's | 49 60 | | |
| | | | | 237 | A | Loyola Maryland | 34 54 | | | | | 47 | H | Marist | 39 60 | | |
| | | | | 179 | H | Fairfield | 50 55 | | | | | 179 | A | Fairfield | 50 76 | | |
| | | | | 265 | H | Siena | 51 54 | | | | | 237 | H | Loyola Maryland | 62 50 | | |

Non-Div I Games:

Manhattan

■ Loss,
 ■ Non-Conf,
 ■ S Site,
 ■ H Home
 ■ A Away
 N Neutral

| | | | | | | | | | |
|-----------------------------|----------|-----------|----------------|-------------|---------------|----------|------|-------|-----------|
| Average RPI Win: 223 | WON-LOST | WINNING | LAST 12 | STRENGTH OF | OPP. STRENGTH | TEAM | ADJ. | CONF. | ADJ CONF. |
| Average RPI Loss: 37 | RECORD | PCT. RANK | GAMES | SCHEDULE | OF SCHEDULE | RPI | RPI | RPI | RPI |
| DIV. I ONLY | 21- 6 | 31 | 12- 0 | 96 | 157 | 47 | 47 | 26 | 26 |
| DIV. I NON-CONF. | 5- 6 | 190 | 0- 0 | 10 | 13 | 68 | 68 | 23 | 23 |
| TOTALS | RPI 1-25 | RPI 26-50 | W-L RECORDS | RPI 51-100 | RPI 101-150 | RPI 150+ | | | |
| 21- 6 | 0- 3 | 1- 1 | OVERALL | 0- 2 | 1- 0 | 19- 0 | | | |
| 11- 1 | 0- 0 | 1- 0 | HOME | 0- 1 | 1- 0 | 9- 0 | | | |
| 9- 3 | 0- 1 | 0- 1 | AWAY | 0- 1 | 0- 0 | 9- 0 | | | |
| 1- 2 | 0- 2 | 0- 0 | NEUTRAL | 0- 0 | 0- 0 | 1- 0 | | | |
| 5- 6 | 0- 3 | 1- 1 | NON-CONFERENCE | 0- 2 | 1- 0 | 3- 0 | | | |
| 3- 1 | 0- 0 | 1- 0 | HOME | 0- 1 | 1- 0 | 1- 0 | | | |
| 1- 3 | 0- 1 | 0- 1 | AWAY | 0- 1 | 0- 0 | 1- 0 | | | |
| 1- 2 | 0- 2 | 0- 0 | NEUTRAL | 0- 0 | 0- 0 | 1- 0 | | | |
| 16- 0 | 0- 0 | 0- 0 | CONFERENCE | 0- 0 | 0- 0 | 16- 0 | | | |
| 8- 0 | 0- 0 | 0- 0 | HOME | 0- 0 | 0- 0 | 8- 0 | | | |
| 8- 0 | 0- 0 | 0- 0 | AWAY | 0- 0 | 0- 0 | 8- 0 | | | |
| 0- 0 | 0- 0 | 0- 0 | NEUTRAL | 0- 0 | 0- 0 | 0- 0 | | | |

| RPI 1-25 | | | | RPI 26-50 | | | | Team's RPI: 47 | | | | RPI 51-100 | | | | RPI 101+ | | | |
|---------------------------|---|-----------------|-------|-----------|---|---------------|-------|----------------|---|-----------|-------|------------|---|-----------------|-------|----------|---|----------|-------|
| RPI | S | Opponent | Score | RPI | S | Opponent | Score | RPI | S | Opponent | Score | RPI | S | Opponent | Score | RPI | S | Opponent | Score |
| 2 | N | Connecticut | 39 81 | 28 | H | Princeton | 56 45 | 59 | H | Boston U. | 56 62 | 141 | H | Hofstra | 85 70 | | | | |
| 9 | A | Kentucky | 56 78 | 33 | A | Oklahoma | 55 68 | 100 | A | Hartford | 53 64 | 164 | A | Iona | 63 40 | | | | |
| 16 | N | Purdue | 50 71 | | | | | | | | | 164 | H | Iona | 69 55 | | | | |
| | | | | | | | | | | | | 168 | N | Wake Forest | 81 66 | | | | |
| | | | | | | | | | | | | 179 | H | Fairfield | 61 56 | | | | |
| | | | | | | | | | | | | 182 | A | Yale | 62 50 | | | | |
| | | | | | | | | | | | | 188 | A | Rider | 62 47 | | | | |
| | | | | | | | | | | | | 188 | H | Rider | 69 44 | | | | |
| | | | | | | | | | | | | 230 | A | Niagara | 71 51 | | | | |
| | | | | | | | | | | | | 230 | H | Niagara | 68 41 | | | | |
| | | | | | | | | | | | | 237 | A | Loyola Maryland | 79 55 | | | | |
| | | | | | | | | | | | | 237 | H | Loyola Maryland | 67 38 | | | | |
| | | | | | | | | | | | | 265 | A | Siena | 66 48 | | | | |
| | | | | | | | | | | | | 265 | H | Siena | 75 64 | | | | |
| | | | | | | | | | | | | 272 | A | Canisius | 51 41 | | | | |
| | | | | | | | | | | | | 272 | H | Canisius | 54 40 | | | | |
| | | | | | | | | | | | | 300 | H | Vermont | 66 45 | | | | |
| | | | | | | | | | | | | 322 | A | Manhattan | 60 39 | | | | |
| | | | | | | | | | | | | 322 | H | Manhattan | 66 47 | | | | |
| | | | | | | | | | | | | 331 | A | Saint Peter's | 68 49 | | | | |
| LAST 12 Division I GAMES: | | | | | | | | | | | | | | | | | | | |
| 237 | A | Loyola Maryland | 79 55 | 331 | A | Saint Peter's | 68 49 | | | | | | | | | | | | |
| 188 | H | Rider | 69 44 | 272 | H | Canisius | 54 40 | | | | | | | | | | | | |
| 322 | H | Manhattan | 66 47 | 265 | H | Siena | 75 64 | | | | | | | | | | | | |
| 230 | H | Niagara | 68 41 | 322 | A | Manhattan | 60 39 | | | | | | | | | | | | |
| 265 | A | Siena | 66 48 | 230 | A | Niagara | 71 51 | | | | | | | | | | | | |
| 164 | A | Iona | 63 40 | 272 | A | Canisius | 51 41 | | | | | | | | | | | | |

Non-Div I Games:

Marist

■ Loss,
 ■ Non-Conf,
 S Site,
 ■ Home
 ■ Away
 N Neutral

| | | | | | | | | | | |
|-------------------|----------|-----------|----------------|------------|-------------|---------------|------|------|-------|-----------|
| Average RPI Win: | 132 | WON-LOST | WINNING | LAST 12 | STRENGTH OF | OPP. STRENGTH | TEAM | ADJ. | CONF. | ADJ CONF. |
| Average RPI Loss: | 48 | RECORD | PCT. RANK | GAMES | SCHEDULE | OF SCHEDULE | RPI | RPI | RPI | RPI |
| DIV. I ONLY | 12- 14 | 176 | 4- 8 | 3 | 33 | 61 | 61 | 4 | 4 | |
| DIV. I NON-CONF. | 8- 5 | 114 | 0- 0 | 19 | 46 | 46 | 46 | 3 | 3 | |
| TOTALS | RPI 1-25 | RPI 26-50 | W-L RECORDS | RPI 51-100 | RPI 101-150 | RPI 150+ | | | | |
| 12- 14 | 1- 5 | 1- 4 | OVERALL | 3- 3 | 2- 1 | 5- 1 | | | | |
| 6- 8 | 0- 3 | 1- 4 | HOME | 1- 1 | 2- 0 | 2- 0 | | | | |
| 5- 6 | 1- 2 | 0- 0 | AWAY | 2- 2 | 0- 1 | 2- 1 | | | | |
| 1- 0 | 0- 0 | 0- 0 | NEUTRAL | 0- 0 | 0- 0 | 1- 0 | | | | |
| 8- 5 | 0- 1 | 0- 2 | NON-CONFERENCE | 3- 1 | 2- 1 | 3- 0 | | | | |
| 5- 2 | 0- 0 | 0- 2 | HOME | 1- 0 | 2- 0 | 2- 0 | | | | |
| 2- 3 | 0- 1 | 0- 0 | AWAY | 2- 1 | 0- 1 | 0- 0 | | | | |
| 1- 0 | 0- 0 | 0- 0 | NEUTRAL | 0- 0 | 0- 0 | 1- 0 | | | | |
| 4- 9 | 1- 4 | 1- 2 | CONFERENCE | 0- 2 | 0- 0 | 2- 1 | | | | |
| 1- 6 | 0- 3 | 1- 2 | HOME | 0- 1 | 0- 0 | 0- 0 | | | | |
| 3- 3 | 1- 1 | 0- 0 | AWAY | 0- 1 | 0- 0 | 2- 1 | | | | |
| 0- 0 | 0- 0 | 0- 0 | NEUTRAL | 0- 0 | 0- 0 | 0- 0 | | | | |

| RPI 1-25 | | | | RPI 26-50 | | | | RPI 51-100 Team's RPI: 61 | | | | RPI 101+ | | | |
|---------------------------|---|-----------------|-------|-----------|---|-----------------|-------|---------------------------|---|------------------|-------|----------|---|----------------|-------|
| RPI | S | Opponent | Score | RPI | S | Opponent | Score | RPI | S | Opponent | Score | RPI | S | Opponent | Score |
| 2 | A | Connecticut | 37 94 | 26 | H | Green Bay | 46 55 | 58 | A | South Fla. | 48 58 | 107 | H | Butler | 73 62 |
| 2 | H | Connecticut | 51 85 | 27 | H | DePaul | 70 66 | 60 | A | Central Mich. | 78 74 | 112 | H | Navy | 73 65 |
| 4 | H | Notre Dame | 49 87 | 37 | H | Syracuse | 79 92 | 64 | H | Rutgers | 54 72 | 113 | A | Wisconsin | 68 71 |
| 12 | A | Texas A&M | 64 84 | 40 | H | St. John's (NY) | 61 67 | 65 | A | South Dakota St. | 77 74 | 169 | A | Cincinnati | 52 54 |
| 21 | H | Louisville | 63 64 | 43 | H | Toledo | 71 82 | 72 | H | Fordham | 51 48 | 206 | A | Seton Hall | 56 53 |
| 22 | A | Villanova | 60 56 | | | | | 76 | A | Georgia Tech | 72 76 | 220 | H | Loyola Chicago | 77 61 |
| | | | | | | | | | | | | 223 | H | Dartmouth | 70 52 |
| | | | | | | | | | | | | 232 | N | Marshall | 67 46 |
| | | | | | | | | | | | | 235 | A | Pittsburgh | 74 65 |
| LAST 12 Division I GAMES: | | | | | | | | | | | | | | | |
| 40 | H | St. John's (NY) | 61 67 | 64 | H | Rutgers | 54 72 | | | | | | | | |
| 4 | H | Notre Dame | 49 87 | 58 | A | South Fla. | 48 58 | | | | | | | | |
| 169 | A | Cincinnati | 52 54 | 21 | H | Louisville | 63 64 | | | | | | | | |
| 22 | A | Villanova | 60 56 | 235 | A | Pittsburgh | 74 65 | | | | | | | | |
| 2 | A | Connecticut | 37 94 | 206 | A | Seton Hall | 56 53 | | | | | | | | |
| 27 | H | DePaul | 70 66 | 2 | H | Connecticut | 51 85 | | | | | | | | |

Non-Div I Games:

Marquette

■ Loss,
■ Non-Conf,
■ S Site,
■ H Home
■ A Away
N Neutral

| | | | | | | | | | |
|------------------------------|----------|-----------|----------------|-------------|---------------|----------|------|-------|-----------|
| Average RPI Win: 181 | WON-LOST | WINNING | LAST 12 | STRENGTH OF | OPP. STRENGTH | TEAM | ADJ. | CONF. | ADJ CONF. |
| Average RPI Loss: 144 | RECORD | PCT. RANK | GAMES | SCHEDULE | OF SCHEDULE | RPI | RPI | RPI | RPI |
| DIV. I ONLY | 9- 17 | 258 | 3- 9 | 105 | 163 | 232 | 232 | 8 | 8 |
| DIV. I NON-CONF. | 6- 7 | 183 | 0- 0 | 213 | 285 | 225 | 225 | 10 | 10 |
| <hr/> | | | | | | | | | |
| TOTALS | RPI 1-25 | RPI 26-50 | W-L RECORDS | RPI 51-100 | RPI 101-150 | RPI 150+ | | | |
| 9- 17 | 0- 0 | 0- 1 | OVERALL | 2- 4 | 2- 6 | 5- 6 | | | |
| 6- 5 | 0- 0 | 0- 0 | HOME | 2- 1 | 1- 1 | 3- 3 | | | |
| 1- 9 | 0- 0 | 0- 0 | AWAY | 0- 2 | 0- 5 | 1- 2 | | | |
| 2- 3 | 0- 0 | 0- 1 | NEUTRAL | 0- 1 | 1- 0 | 1- 1 | | | |
| 6- 7 | 0- 0 | 0- 1 | NON-CONFERENCE | 0- 1 | 1- 2 | 5- 3 | | | |
| 3- 2 | 0- 0 | 0- 0 | HOME | 0- 0 | 0- 0 | 3- 2 | | | |
| 1- 2 | 0- 0 | 0- 0 | AWAY | 0- 0 | 0- 2 | 1- 0 | | | |
| 2- 3 | 0- 0 | 0- 1 | NEUTRAL | 0- 1 | 1- 0 | 1- 1 | | | |
| 3- 10 | 0- 0 | 0- 0 | CONFERENCE | 2- 3 | 1- 4 | 0- 3 | | | |
| 3- 3 | 0- 0 | 0- 0 | HOME | 2- 1 | 1- 1 | 0- 1 | | | |
| 0- 7 | 0- 0 | 0- 0 | AWAY | 0- 2 | 0- 3 | 0- 2 | | | |
| 0- 0 | 0- 0 | 0- 0 | NEUTRAL | 0- 0 | 0- 0 | 0- 0 | | | |

| RPI 1-25 | | | RPI 26-50 | | | RPI 51-100 | | | RPI 101+ | | | Team's RPI: 232 |
|---------------------------|---|----------|-----------|-----|---|---------------|--------------|-----|----------|---------------|--------------|--|
| RPI | S | Opponent | Score | RPI | S | Opponent | Score | RPI | S | Opponent | Score | |
| | | | | 42 | N | West Virginia | 48 64 | 56 | A | SMU | 50 67 | 110 H Memphis 55 54 |
| | | | | | | | | 61 | N | Marquette | 46 67 | 112 A Navy 51 67 |
| | | | | | | | | 78 | A | East Carolina | 47 54 | 114 A Indiana St. 49 55 |
| | | | | | | | | 78 | H | East Carolina | 72 60 | 133 A UAB 43 61 |
| | | | | | | | | 84 | H | UTEP | 59 47 | 133 H UAB 45 61 |
| | | | | | | | | 91 | H | Tulane | 57 67 | 143 N Presbyterian 59 51 |
| | | | | | | | | | | | | 146 A UCF 52 67 |
| | | | | | | | | | | | | 148 A Tulsa 49 67 |
| | | | | | | | | | | | | 154 A Rice 61 71 |
| | | | | | | | | | | | | 163 H Houston 63 71 |
| | | | | | | | | | | | | 184 H Tennessee Tech 60 67 |
| | | | | | | | | | | | | 199 H Furman 52 46 |
| | | | | | | | | | | | | 201 H Ball St. 70 45 |
| | | | | | | | | | | | | 203 A Southern Miss. 46 48 |
| | | | | | | | | | | | | 210 H Radford 65 63 |
| | | | | | | | | | | | | 295 N Southern U. 57 47 |
| | | | | | | | | | | | | 310 N Jackson St. 63 67 |
| | | | | | | | | | | | | 313 A Southern Ill. 70 66 |
| | | | | | | | | | | | | 323 H Ohio 48 55 |
| <hr/> | | | | | | | | | | | | |
| LAST 12 Division I GAMES: | | | | | | | | | | | | |
| | | | | 154 | A | Rice | 61 71 | 110 | H | Memphis | 55 54 | |
| | | | | 78 | H | East Carolina | 72 60 | 78 | A | East Carolina | 47 54 | |
| | | | | 133 | A | UAB | 43 61 | 133 | H | UAB | 45 61 | |
| | | | | 84 | H | UTEP | 59 47 | 163 | H | Houston | 63 71 | |
| | | | | 56 | A | SMU | 50 67 | 148 | A | Tulsa | 49 67 | |
| | | | | 146 | A | UCF | 52 67 | 91 | H | Tulane | 57 67 | |

Non-Div I Games:

Marshall

■ Loss,
 ■ Non-Conf,
 ■ S Site,
 ■ H Home
 ■ A Away
 N Neutral

| | | | | | | | | | |
|----------------------|----------|-----------|----------------|-------------|---------------|----------|------|-------|-----------|
| Average RPI Win: 132 | WON-LOST | WINNING | LAST 12 | STRENGTH OF | OPP. STRENGTH | TEAM | ADJ. | CONF. | ADJ CONF. |
| Average RPI Loss: 16 | RECORD | PCT. RANK | GAMES | SCHEDULE | OF SCHEDULE | RPI | RPI | RPI | RPI |
| DIV. I ONLY | 22- 5 | 22 | 10- 2 | 30 | 36 | 10 | 10 | 5 | 5 |
| DIV. I NON-CONF. | 9- 2 | 34 | 0- 0 | 41 | 68 | 14 | 14 | 4 | 4 |
| TOTALS | RPI 1-25 | RPI 26-50 | W-L RECORDS | RPI 51-100 | RPI 101-150 | RPI 150+ | | | |
| 22- 5 | 4- 4 | 0- 1 | OVERALL | 5- 0 | 5- 0 | 8- 0 | | | |
| 12- 1 | 2- 1 | 0- 0 | HOME | 3- 0 | 3- 0 | 4- 0 | | | |
| 10- 4 | 2- 3 | 0- 1 | AWAY | 2- 0 | 2- 0 | 4- 0 | | | |
| 0- 0 | 0- 0 | 0- 0 | NEUTRAL | 0- 0 | 0- 0 | 0- 0 | | | |
| 9- 2 | 2- 1 | 0- 1 | NON-CONFERENCE | 1- 0 | 1- 0 | 5- 0 | | | |
| 5- 0 | 0- 0 | 0- 0 | HOME | 1- 0 | 1- 0 | 3- 0 | | | |
| 4- 2 | 2- 1 | 0- 1 | AWAY | 0- 0 | 0- 0 | 2- 0 | | | |
| 0- 0 | 0- 0 | 0- 0 | NEUTRAL | 0- 0 | 0- 0 | 0- 0 | | | |
| 13- 3 | 2- 3 | 0- 0 | CONFERENCE | 4- 0 | 4- 0 | 3- 0 | | | |
| 7- 1 | 2- 1 | 0- 0 | HOME | 2- 0 | 2- 0 | 1- 0 | | | |
| 6- 2 | 0- 2 | 0- 0 | AWAY | 2- 0 | 2- 0 | 2- 0 | | | |
| 0- 0 | 0- 0 | 0- 0 | NEUTRAL | 0- 0 | 0- 0 | 0- 0 | | | |

| RPI 1-25 | | | | Team's RPI: 10 | | RPI 26-50 | | | | RPI 51-100 | | | | RPI 101+ | | | |
|---------------------------|---|----------------|-------|----------------|---|----------------|-------|-----|---|--------------------|-------|-----|---|--------------------|-------|--|--|
| RPI | S | Opponent | Score | RPI | S | Opponent | Score | RPI | S | Opponent | Score | RPI | S | Opponent | Score | | |
| 2 | A | Connecticut | 48 63 | 46 | A | Saint Joseph's | 49 50 | 54 | H | Miami (FL) | 84 62 | 120 | H | North Carolina St. | 82 62 | | |
| 6 | A | Duke | 56 71 | | | | | 76 | A | Georgia Tech | 66 57 | 123 | H | American | 94 54 | | |
| 6 | H | Duke | 59 75 | | | | | 77 | A | Virginia | 73 44 | 124 | A | Virginia Tech | 74 45 | | |
| 15 | A | Nebraska | 90 71 | | | | | 77 | H | Virginia | 79 55 | 131 | A | Boston College | 86 61 | | |
| 18 | A | North Carolina | 57 60 | | | | | 100 | H | Hartford | 72 40 | 131 | H | Boston College | 85 62 | | |
| 18 | H | North Carolina | 85 59 | | | | | | | | | 166 | A | Clemson | 80 40 | | |
| 20 | A | Delaware | 69 53 | | | | | | | | | 166 | H | Clemson | 75 45 | | |
| 23 | H | Florida St. | 71 64 | | | | | | | | | 168 | A | Wake Forest | 73 63 | | |
| | | | | | | | | | | | | 233 | H | Mt. St. Mary's | 88 47 | | |
| | | | | | | | | | | | | 237 | A | Loyola Maryland | 88 45 | | |
| | | | | | | | | | | | | 271 | H | George Mason | 90 40 | | |
| | | | | | | | | | | | | 279 | A | Towson | 88 43 | | |
| | | | | | | | | | | | | 298 | H | Brown | 76 36 | | |
| LAST 12 Division I GAMES: | | | | | | | | | | | | | | | | | |
| | | | | 6 | H | Duke | 59 75 | 131 | H | Boston College | 85 62 | | | | | | |
| | | | | 131 | A | Boston College | 86 61 | 166 | A | Clemson | 80 40 | | | | | | |
| | | | | 77 | A | Virginia | 73 44 | 18 | H | North Carolina | 85 59 | | | | | | |
| | | | | 166 | H | Clemson | 75 45 | 76 | A | Georgia Tech | 66 57 | | | | | | |
| | | | | 6 | A | Duke | 56 71 | 120 | H | North Carolina St. | 82 62 | | | | | | |
| | | | | 168 | A | Wake Forest | 73 63 | 124 | A | Virginia Tech | 74 45 | | | | | | |

Non-Div I Games:

Maryland

■ Loss, ■ Non-Conf, S Site, H Home A Away N Neutral

Massachusetts

Through Games Of Sunday, February 24, 2013

| | | | | | | | | | | |
|-------------------|----------|-----------|----------------|------------|-------------|---------------|------|------|-------|-----------|
| Average RPI Win: | 273 | WON-LOST | WINNING | LAST 12 | STRENGTH OF | OPP. STRENGTH | TEAM | ADJ. | CONF. | ADJ CONF. |
| Average RPI Loss: | 132 | RECORD | PCT. RANK | GAMES | SCHEDULE | OF SCHEDULE | RPI | RPI | RPI | RPI |
| DIV. I ONLY | 3- 24 | 336 | 1- 11 | 87 | 145 | 296 | 296 | 9 | 9 | |
| DIV. I NON-CONF. | 2- 13 | 318 | 0- 0 | 101 | 247 | 278 | 278 | 8 | 8 | |
| TOTALS | RPI 1-25 | RPI 26-50 | W-L RECORDS | RPI 51-100 | RPI 101-150 | RPI 150+ | | | | |
| 3- 24 | 0- 2 | 0- 2 | OVERALL | 0- 7 | 0- 4 | 3- 9 | | | | |
| 2- 11 | 0- 0 | 0- 2 | HOME | 0- 3 | 0- 2 | 2- 4 | | | | |
| 1- 13 | 0- 2 | 0- 0 | AWAY | 0- 4 | 0- 2 | 1- 5 | | | | |
| 0- 0 | 0- 0 | 0- 0 | NEUTRAL | 0- 0 | 0- 0 | 0- 0 | | | | |
| 2- 13 | 0- 1 | 0- 1 | NON-CONFERENCE | 0- 4 | 0- 2 | 2- 5 | | | | |
| 1- 6 | 0- 0 | 0- 1 | HOME | 0- 2 | 0- 0 | 1- 3 | | | | |
| 1- 7 | 0- 1 | 0- 0 | AWAY | 0- 2 | 0- 2 | 1- 2 | | | | |
| 0- 0 | 0- 0 | 0- 0 | NEUTRAL | 0- 0 | 0- 0 | 0- 0 | | | | |
| 1- 11 | 0- 1 | 0- 1 | CONFERENCE | 0- 3 | 0- 2 | 1- 4 | | | | |
| 1- 5 | 0- 0 | 0- 1 | HOME | 0- 1 | 0- 2 | 1- 1 | | | | |
| 0- 6 | 0- 1 | 0- 0 | AWAY | 0- 2 | 0- 0 | 0- 3 | | | | |
| 0- 0 | 0- 0 | 0- 0 | NEUTRAL | 0- 0 | 0- 0 | 0- 0 | | | | |

| RPI 1-25 | | | | RPI 26-50 | | | | RPI 51-100 | | | | RPI 101+ Team's RPI: 296 | | | |
|---------------------------|---|------------|-------|-----------|---|--------------|-------|------------|---|---------------|-------|--------------------------|-------|-------------------|-------|
| RPI | S | Opponent | Score | RPI | S | Opponent | Score | RPI | S | Opponent | Score | RPI | S | Opponent | Score |
| 4 | A | Notre Dame | 50 94 | 34 | H | Duquesne | 44 53 | 53 | H | Charlotte | 60 79 | 107 | H | Butler | 61 75 |
| 13 | A | Dayton | 44 83 | 44 | H | Quinnipiac | 72 81 | 59 | A | Boston U. | 50 73 | 116 | A | Northeastern | 51 78 |
| | | | | | | | | 72 | A | Fordham | 57 69 | 126 | H | Temple | 54 66 |
| | | | | | | | | 95 | A | Harvard | 59 85 | 142 | A | Miami (OH) | 40 50 |
| | | | | | | | | 96 | H | Bowling Green | 61 64 | 156 | H | Holy Cross | 59 63 |
| | | | | | | | | 98 | A | Richmond | 63 81 | 160 | H | George Washington | 62 58 |
| | | | | | | | | 100 | H | Hartford | 65 71 | 195 | H | La Salle | 57 68 |
| | | | | | | | | | | | | 205 | A | Saint Louis | 50 59 |
| | | | | | | | | | | | | 211 | A | Central Conn. St. | 69 78 |
| | | | | | | | | | | | | 217 | A | St. Bonaventure | 49 61 |
| | | | | | | | | | | | | 223 | H | Dartmouth | 55 57 |
| | | | | | | | | | | | | 236 | A | Ole Miss | 59 71 |
| | | | | | | | | | | | | 265 | H | Siena | 51 57 |
| | | | | | | | | | | | | 301 | A | Rhode Island | 42 45 |
| | | | | | | | | | | | | 323 | A | Ohio | 65 61 |
| | | | | | | | | | | | | 337 | H | Kent St. | 83 53 |
| LAST 12 Division I GAMES: | | | | | | | | | | | | | | | |
| | | | | 34 | H | Duquesne | 44 53 | | | | | 195 | H | La Salle | 57 68 |
| | | | | 53 | H | Charlotte | 60 79 | | | 13 | A | Dayton | 44 83 | | |
| | | | | 301 | A | Rhode Island | 42 45 | | | 107 | H | Butler | 61 75 | | |
| | | | | 98 | A | Richmond | 63 81 | | | 217 | A | St. Bonaventure | 49 61 | | |
| | | | | 205 | A | Saint Louis | 50 59 | | | 72 | A | Fordham | 57 69 | | |
| | | | | 126 | H | Temple | 54 66 | | | 160 | H | George Washington | 62 58 | | |

Non-Div I Games:

Massachusetts

Loss, Non-Conf, S Site, H Home A Away N Neutral

| | | | | | | | | | | |
|-------------------|----------|-----------|----------------|------------|-------------|---------------|------|------|-------|-----------|
| Average RPI Win: | 208 | WON-LOST | WINNING | LAST 12 | STRENGTH OF | OPP. STRENGTH | TEAM | ADJ. | CONF. | ADJ CONF. |
| Average RPI Loss: | 157 | RECORD | PCT. RANK | GAMES | SCHEDULE | OF SCHEDULE | RPI | RPI | RPI | RPI |
| DIV. I ONLY | 12- 11 | 151 | 8- 4 | 182 | 199 | 159 | 159 | 20 | 20 | |
| DIV. I NON-CONF. | 3- 6 | 242 | 0- 0 | 110 | 48 | 184 | 184 | 20 | 20 | |
| TOTALS | RPI 1-25 | RPI 26-50 | W-L RECORDS | RPI 51-100 | RPI 101-150 | RPI 150+ | | | | |
| 12- 11 | 0- 0 | 0- 2 | OVERALL | 0- 1 | 3- 2 | 9- 6 | | | | |
| 7- 2 | 0- 0 | 0- 0 | HOME | 0- 0 | 1- 1 | 6- 1 | | | | |
| 4- 9 | 0- 0 | 0- 2 | AWAY | 0- 1 | 2- 1 | 2- 5 | | | | |
| 1- 0 | 0- 0 | 0- 0 | NEUTRAL | 0- 0 | 0- 0 | 1- 0 | | | | |
| 3- 6 | 0- 0 | 0- 2 | NON-CONFERENCE | 0- 1 | 0- 0 | 3- 3 | | | | |
| 2- 0 | 0- 0 | 0- 0 | HOME | 0- 0 | 0- 0 | 2- 0 | | | | |
| 0- 6 | 0- 0 | 0- 2 | AWAY | 0- 1 | 0- 0 | 0- 3 | | | | |
| 1- 0 | 0- 0 | 0- 0 | NEUTRAL | 0- 0 | 0- 0 | 1- 0 | | | | |
| 9- 5 | 0- 0 | 0- 0 | CONFERENCE | 0- 0 | 3- 2 | 6- 3 | | | | |
| 5- 2 | 0- 0 | 0- 0 | HOME | 0- 0 | 1- 1 | 4- 1 | | | | |
| 4- 3 | 0- 0 | 0- 0 | AWAY | 0- 0 | 2- 1 | 2- 2 | | | | |
| 0- 0 | 0- 0 | 0- 0 | NEUTRAL | 0- 0 | 0- 0 | 0- 0 | | | | |

| RPI 1-25 | | | | RPI 26-50 | | | | RPI 51-100 | | | | RPI 101+ | | | | Team's RPI: 159 | |
|---------------------------|---|----------|-------|-----------|---|--------------------|-------|------------|---|--------------------|-------|----------|---|--------------------|-------|-----------------|--|
| RPI | S | Opponent | Score | RPI | S | Opponent | Score | RPI | S | Opponent | Score | RPI | S | Opponent | Score | | |
| | | | | 32 | A | Vanderbilt | 71 82 | 91 | A | Tulane | 63 69 | 122 | A | Oral Roberts | 72 71 | | |
| | | | | 41 | A | LSU | 75 82 | | | | | 125 | A | Sam Houston St. | 53 60 | | |
| | | | | | | | | | | | | 125 | H | Sam Houston St. | 62 58 | | |
| | | | | | | | | | | | | 134 | A | Lamar | 65 46 | | |
| | | | | | | | | | | | | 134 | H | Lamar | 53 57 | | |
| | | | | | | | | | | | | 154 | A | Rice | 51 60 | | |
| | | | | | | | | | | | | 157 | H | Texas Southern | 59 42 | | |
| | | | | | | | | | | | | 162 | H | Nicholls St. | 61 78 | | |
| | | | | | | | | | | | | 163 | H | Houston | 76 72 | | |
| | | | | | | | | | | | | 180 | A | Louisiana Tech | 50 52 | | |
| | | | | | | | | | | | | 203 | A | Southern Miss. | 59 68 | | |
| | | | | | | | | | | | | 204 | A | Stephen F. Austin | 74 57 | | |
| | | | | | | | | | | | | 204 | H | Stephen F. Austin | 66 60 | | |
| | | | | | | | | | | | | 236 | N | Ole Miss | 80 75 | | |
| | | | | | | | | | | | | 256 | A | Central Ark. | 77 61 | | |
| | | | | | | | | | | | | 274 | A | Northwestern St. | 62 64 | | |
| | | | | | | | | | | | | 274 | H | Northwestern St. | 80 54 | | |
| | | | | | | | | | | | | 290 | H | Southeastern La. | 75 67 | | |
| | | | | | | | | | | | | 329 | A | A&M-Corpus Christi | 59 60 | | |
| | | | | | | | | | | | | 329 | H | A&M-Corpus Christi | 68 39 | | |
| LAST 12 Division I GAMES: | | | | | | | | | | | | | | | | | |
| | | | | 290 | H | Southeastern La. | 75 67 | 122 | A | Oral Roberts | 72 71 | | | | | | |
| | | | | 134 | A | Lamar | 65 46 | 256 | A | Central Ark. | 77 61 | | | | | | |
| | | | | 329 | A | A&M-Corpus Christi | 59 60 | 134 | H | Lamar | 53 57 | | | | | | |
| | | | | 125 | A | Sam Houston St. | 53 60 | 125 | H | Sam Houston St. | 62 58 | | | | | | |
| | | | | 274 | H | Northwestern St. | 80 54 | 329 | H | A&M-Corpus Christi | 68 39 | | | | | | |
| | | | | 204 | H | Stephen F. Austin | 66 60 | 162 | H | Nicholls St. | 61 78 | | | | | | |

| | | | | | | |
|------------------|----------------|----|----|-----------|----|----|
| Non-Div I Games: | Centenary (LA) | 90 | 33 | Talladega | 79 | 59 |
|------------------|----------------|----|----|-----------|----|----|

McNeese St.

Loss, Non-Conf, S Site, H Home A Away N Neutral

| | | | | | | | | | |
|------------------------------|---------------|------------|----------------|-------------|---------------|------------|------------|-----------|-----------|
| Average RPI Win: 181 | WON-LOST | WINNING | LAST 12 | STRENGTH OF | OPP. STRENGTH | TEAM | ADJ. | CONF. | ADJ CONF. |
| Average RPI Loss: 136 | RECORD | PCT. RANK | GAMES | SCHEDULE | OF SCHEDULE | RPI | RPI | RPI | RPI |
| DIV. I ONLY | 16- 11 | 118 | 7- 5 | 135 | 109 | 110 | 110 | 8 | 8 |
| DIV. I NON-CONF. | 9- 5 | 98 | 0- 0 | 218 | 166 | 142 | 142 | 10 | 10 |
| TOTALS | RPI 1-25 | RPI 26-50 | W-L RECORDS | RPI 51-100 | RPI 101-150 | RPI 150+ | | | |
| 16- 11 | 0- 0 | 0- 0 | OVERALL | 3- 5 | 3- 2 | 10- 4 | | | |
| 10- 5 | 0- 0 | 0- 0 | HOME | 2- 3 | 2- 1 | 6- 1 | | | |
| 6- 6 | 0- 0 | 0- 0 | AWAY | 1- 2 | 1- 1 | 4- 3 | | | |
| 0- 0 | 0- 0 | 0- 0 | NEUTRAL | 0- 0 | 0- 0 | 0- 0 | | | |
| 9- 5 | 0- 0 | 0- 0 | NON-CONFERENCE | 1- 3 | 1- 0 | 7- 2 | | | |
| 5- 3 | 0- 0 | 0- 0 | HOME | 0- 2 | 1- 0 | 4- 1 | | | |
| 4- 2 | 0- 0 | 0- 0 | AWAY | 1- 1 | 0- 0 | 3- 1 | | | |
| 0- 0 | 0- 0 | 0- 0 | NEUTRAL | 0- 0 | 0- 0 | 0- 0 | | | |
| 7- 6 | 0- 0 | 0- 0 | CONFERENCE | 2- 2 | 2- 2 | 3- 2 | | | |
| 5- 2 | 0- 0 | 0- 0 | HOME | 2- 1 | 1- 1 | 2- 0 | | | |
| 2- 4 | 0- 0 | 0- 0 | AWAY | 0- 1 | 1- 1 | 1- 2 | | | |
| 0- 0 | 0- 0 | 0- 0 | NEUTRAL | 0- 0 | 0- 0 | 0- 0 | | | |

| RPI S | Opponent | Score | RPI S | Opponent | Score | RPI S | Opponent | Score | RPI S | Opponent | Score | Team's RPI: 110 |
|---------------------------|----------|-------|-------|------------------|--------------|-------|-----------------|--------------|-------|-------------------|--------------|-----------------|
| | | | | | | 52 | A Middle Tenn. | 68 82 | 105 | H Missouri | 72 69 | |
| | | | | | | 55 | H Illinois | 65 73 | 133 | A UAB | 63 55 | |
| | | | | | | 56 | H SMU | 67 74 | 133 | H UAB | 64 57 | |
| | | | | | | 68 | H UALR | 44 56 | 146 | A UCF | 62 83 | |
| | | | | | | 70 | A Illinois St. | 76 74 | 146 | H UCF | 65 70 | |
| | | | | | | 78 | H East Carolina | 66 56 | 154 | H Rice | 64 60 | |
| | | | | | | 84 | H UTEP | 77 71 | 163 | A Houston | 74 77 | |
| | | | | | | 91 | A Tulane | 62 72 | 184 | H Tennessee Tech | 73 64 | |
| | | | | | | | | | 203 | A Southern Miss. | 80 74 | |
| | | | | | | | | | 203 | H Southern Miss. | 63 57 | |
| | | | | | | | | | 205 | A Saint Louis | 65 58 | |
| | | | | | | | | | 206 | A Seton Hall | 65 58 | |
| | | | | | | | | | 207 | H Wright St. | 109 68 | |
| | | | | | | | | | 232 | A Marshall | 54 55 | |
| | | | | | | | | | 241 | H Prairie View | 58 70 | |
| | | | | | | | | | 248 | A East Tenn. St. | 73 83 | |
| | | | | | | | | | 299 | H Alabama A&M | 80 57 | |
| | | | | | | | | | 307 | A Texas-Arlington | 89 76 | |
| | | | | | | | | | 319 | H Grambling | 92 42 | |
| LAST 12 Division I GAMES: | | | | | | | | | | | | |
| | | | 84 | H UTEP | 77 71 | | | | 154 | H Rice | 64 60 | |
| | | | 203 | A Southern Miss. | 80 74 | | | | 146 | H UCF | 65 70 | |
| | | | 56 | H SMU | 67 74 | | | | 133 | A UAB | 63 55 | |
| | | | 133 | H UAB | 64 57 | | | | 91 | A Tulane | 62 72 | |
| | | | 146 | A UCF | 62 83 | | | | 78 | H East Carolina | 66 56 | |
| | | | 232 | A Marshall | 54 55 | | | | 203 | H Southern Miss. | 63 57 | |

Non-Div I Games:

Memphis

■ Loss,
 ■ Non-Conf,
 ■ S Site,
 ■ H Home
 ■ A Away
 N Neutral

| | | | | | | | | | | |
|-------------------|----------|-----------|----------------|------------|-------------|---------------|------|------|-------|-----------|
| Average RPI Win: | 279 | WON-LOST | WINNING | LAST 12 | STRENGTH OF | OPP. STRENGTH | TEAM | ADJ. | CONF. | ADJ CONF. |
| Average RPI Loss: | 91 | RECORD | PCT. RANK | GAMES | SCHEDULE | OF SCHEDULE | RPI | RPI | RPI | RPI |
| DIV. I ONLY | 17- 8 | 73 | 11- 1 | 279 | 248 | 136 | 136 | 29 | 29 | |
| DIV. I NON-CONF. | 6- 6 | 159 | 1- 1 | 172 | 161 | 162 | 162 | 27 | 27 | |
| TOTALS | RPI 1-25 | RPI 26-50 | W-L RECORDS | RPI 51-100 | RPI 101-150 | RPI 150+ | | | | |
| 17- 8 | 0- 3 | 0- 0 | OVERALL | 1- 1 | 0- 2 | 16- 2 | | | | |
| 8- 4 | 0- 0 | 0- 0 | HOME | 1- 1 | 0- 2 | 7- 1 | | | | |
| 9- 4 | 0- 3 | 0- 0 | AWAY | 0- 0 | 0- 0 | 9- 1 | | | | |
| 0- 0 | 0- 0 | 0- 0 | NEUTRAL | 0- 0 | 0- 0 | 0- 0 | | | | |
| 6- 6 | 0- 3 | 0- 0 | NON-CONFERENCE | 1- 0 | 0- 1 | 5- 2 | | | | |
| 3- 2 | 0- 0 | 0- 0 | HOME | 1- 0 | 0- 1 | 2- 1 | | | | |
| 3- 4 | 0- 3 | 0- 0 | AWAY | 0- 0 | 0- 0 | 3- 1 | | | | |
| 0- 0 | 0- 0 | 0- 0 | NEUTRAL | 0- 0 | 0- 0 | 0- 0 | | | | |
| 11- 2 | 0- 0 | 0- 0 | CONFERENCE | 0- 1 | 0- 1 | 11- 0 | | | | |
| 5- 2 | 0- 0 | 0- 0 | HOME | 0- 1 | 0- 1 | 5- 0 | | | | |
| 6- 0 | 0- 0 | 0- 0 | AWAY | 0- 0 | 0- 0 | 6- 0 | | | | |
| 0- 0 | 0- 0 | 0- 0 | NEUTRAL | 0- 0 | 0- 0 | 0- 0 | | | | |

| RPI 1-25 | | | | RPI 26-50 | | | | RPI 51-100 | | | | RPI 101+ Team's RPI: 136 | | | |
|---------------------------|---|----------------|-------|-----------|---|----------------|-------|------------|---|---------------|-------|--------------------------|---|------------------|-------|
| RPI | S | Opponent | Score | RPI | S | Opponent | Score | RPI | S | Opponent | Score | RPI | S | Opponent | Score |
| 4 | A | Notre Dame | 36 93 | | | | | 51 | H | FGCU | 41 70 | 111 | H | Stetson | 41 74 |
| 14 | A | Georgia | 38 80 | | | | | 87 | H | Davidson | 46 43 | 147 | H | High Point | 57 62 |
| 23 | A | Florida St. | 42 94 | | | | | | | | | 176 | A | Northern Ky. | 77 67 |
| | | | | | | | | | | | | 176 | H | Northern Ky. | 60 69 |
| | | | | | | | | | | | | 199 | A | Furman | 64 73 |
| | | | | | | | | | | | | 248 | A | East Tenn. St. | 67 58 |
| | | | | | | | | | | | | 248 | H | East Tenn. St. | 79 64 |
| | | | | | | | | | | | | 262 | A | USC Upstate | 55 54 |
| | | | | | | | | | | | | 262 | H | USC Upstate | 72 55 |
| | | | | | | | | | | | | 282 | A | North Florida | 56 43 |
| | | | | | | | | | | | | 282 | H | North Florida | 51 49 |
| | | | | | | | | | | | | 306 | A | Troy | 96 90 |
| | | | | | | | | | | | | 308 | A | Ga. Southern | 48 44 |
| | | | | | | | | | | | | 311 | A | Jacksonville | 72 68 |
| | | | | | | | | | | | | 311 | H | Jacksonville | 68 61 |
| | | | | | | | | | | | | 325 | H | Alabama St. | 65 55 |
| | | | | | | | | | | | | 330 | A | Lipscomb | 74 70 |
| | | | | | | | | | | | | 335 | A | Kennesaw St. | 71 46 |
| | | | | | | | | | | | | 335 | H | Kennesaw St. | 57 36 |
| | | | | | | | | | | | | 343 | H | Jacksonville St. | 63 51 |
| LAST 12 Division I GAMES: | | | | | | | | | | | | | | | |
| 176 | H | Northern Ky. | 60 69 | 176 | A | Northern Ky. | 77 67 | 330 | A | Lipscomb | 74 70 | | | | |
| 262 | A | USC Upstate | 55 54 | 248 | H | East Tenn. St. | 79 64 | 262 | H | USC Upstate | 72 55 | | | | |
| 248 | A | East Tenn. St. | 67 58 | 282 | A | North Florida | 56 43 | 282 | A | North Florida | 56 43 | | | | |
| 311 | H | Jacksonville | 68 61 | 311 | A | Jacksonville | 72 68 | | | | | | | | |
| 282 | H | North Florida | 51 49 | | | | | | | | | | | | |
| 335 | H | Kennesaw St. | 57 36 | | | | | | | | | | | | |

Non-Div I Games: Brevard 57 50

Mercer

| | | | | | | | | | | |
|-------------------|----------|-----------|----------------|------------|-------------|---------------|------|------|-------|-----------|
| Average RPI Win: | 150 | WON-LOST | WINNING | LAST 12 | STRENGTH OF | OPP. STRENGTH | TEAM | ADJ. | CONF. | ADJ CONF. |
| Average RPI Loss: | 34 | RECORD | PCT. RANK | GAMES | SCHEDULE | OF SCHEDULE | RPI | RPI | RPI | RPI |
| DIV. I ONLY | 18- 9 | 79 | 6- 6 | 65 | 34 | 54 | 54 | 5 | 5 | |
| DIV. I NON-CONF. | 9- 2 | 34 | 0- 0 | 100 | 88 | 47 | 47 | 4 | 4 | |
| TOTALS | RPI 1-25 | RPI 26-50 | W-L RECORDS | RPI 51-100 | RPI 101-150 | RPI 150+ | | | | |
| 18- 9 | 1- 6 | 0- 0 | OVERALL | 4- 3 | 5- 0 | 8- 0 | | | | |
| 14- 3 | 1- 3 | 0- 0 | HOME | 3- 0 | 4- 0 | 6- 0 | | | | |
| 4- 6 | 0- 3 | 0- 0 | AWAY | 1- 3 | 1- 0 | 2- 0 | | | | |
| 0- 0 | 0- 0 | 0- 0 | NEUTRAL | 0- 0 | 0- 0 | 0- 0 | | | | |
| 9- 2 | 1- 1 | 0- 0 | NON-CONFERENCE | 2- 1 | 1- 0 | 5- 0 | | | | |
| 8- 1 | 1- 1 | 0- 0 | HOME | 1- 0 | 1- 0 | 5- 0 | | | | |
| 1- 1 | 0- 0 | 0- 0 | AWAY | 1- 1 | 0- 0 | 0- 0 | | | | |
| 0- 0 | 0- 0 | 0- 0 | NEUTRAL | 0- 0 | 0- 0 | 0- 0 | | | | |
| 9- 7 | 0- 5 | 0- 0 | CONFERENCE | 2- 2 | 4- 0 | 3- 0 | | | | |
| 6- 2 | 0- 2 | 0- 0 | HOME | 2- 0 | 3- 0 | 1- 0 | | | | |
| 3- 5 | 0- 3 | 0- 0 | AWAY | 0- 2 | 1- 0 | 2- 0 | | | | |
| 0- 0 | 0- 0 | 0- 0 | NEUTRAL | 0- 0 | 0- 0 | 0- 0 | | | | |

| RPI 1-25 | | | | RPI 26-50 | | | | RPI 51-100 Team's RPI: 54 | | | | RPI 101+ | | | |
|---------------------------|---|--------------------|-------|-----------|---|----------------|-------|---------------------------|---|--------------|-------|----------|---|--------------------|-------|
| RPI | S | Opponent | Score | RPI | S | Opponent | Score | RPI | S | Opponent | Score | RPI | S | Opponent | Score |
| 5 | H | Penn St. | 69 65 | | | | | 64 | A | Rutgers | 34 42 | 113 | H | Wisconsin | 67 44 |
| 6 | A | Duke | 43 82 | | | | | 76 | A | Georgia Tech | 64 68 | 120 | A | North Carolina St. | 59 55 |
| 7 | H | Tennessee | 67 79 | | | | | 76 | H | Georgia Tech | 71 65 | 120 | H | North Carolina St. | 79 53 |
| 10 | A | Maryland | 62 84 | | | | | 77 | A | Virginia | 52 62 | 124 | H | Virginia Tech | 68 42 |
| 18 | H | North Carolina | 62 64 | | | | | 77 | H | Virginia | 58 52 | 131 | H | Boston College | 79 54 |
| 23 | A | Florida St. | 65 86 | | | | | 87 | H | Davidson | 67 35 | 166 | A | Clemson | 62 46 |
| 23 | H | Florida St. | 78 93 | | | | | 98 | A | Richmond | 69 63 | 166 | H | Clemson | 78 56 |
| | | | | | | | | | | | | 168 | A | Wake Forest | 79 78 |
| | | | | | | | | | | | | 198 | H | Fla. Atlantic | 76 61 |
| | | | | | | | | | | | | 210 | H | Radford | 75 58 |
| | | | | | | | | | | | | 211 | H | Central Conn. St. | 64 43 |
| | | | | | | | | | | | | 282 | H | North Florida | 77 24 |
| | | | | | | | | | | | | 339 | H | Alcorn | 68 53 |
| LAST 12 Division I GAMES: | | | | | | | | | | | | | | | |
| 76 | A | Georgia Tech | 64 68 | 6 | A | Duke | 43 82 | | | | | | | | |
| 120 | A | North Carolina St. | 59 55 | 18 | H | North Carolina | 62 64 | | | | | | | | |
| 131 | H | Boston College | 79 54 | 168 | A | Wake Forest | 79 78 | | | | | | | | |
| 23 | H | Florida St. | 78 93 | 77 | A | Virginia | 52 62 | | | | | | | | |
| 166 | A | Clemson | 62 46 | 76 | H | Georgia Tech | 71 65 | | | | | | | | |
| 124 | H | Virginia Tech | 68 42 | 23 | A | Florida St. | 65 86 | | | | | | | | |

Non-Div I Games:

Miami (FL)

■ Loss,
■ Non-Conf,
■ S Site,
■ H Home
■ A Away
N Neutral

| Average RPI Win: | 228 | WON-LOST | WINNING | LAST 12 | STRENGTH OF | OPP. STRENGTH | TEAM | ADJ. | CONF. | ADJ CONF. |
|-------------------|----------|-----------|----------------|------------|-------------|---------------|------|------|-------|-----------|
| Average RPI Loss: | 119 | RECORD | PCT. RANK | GAMES | SCHEDULE | OF SCHEDULE | RPI | RPI | RPI | RPI |
| DIV. I ONLY | 16- 10 | 102 | 8- 4 | 203 | 149 | 142 | 142 | 18 | 18 | |
| DIV. I NON-CONF. | 8- 5 | 114 | 0- 0 | 186 | 109 | 119 | 119 | 17 | 17 | |
| TOTALS | RPI 1-25 | RPI 26-50 | W-L RECORDS | RPI 51-100 | RPI 101-150 | RPI 150+ | | | | |
| 16- 10 | 0- 2 | 1- 1 | OVERALL | 2- 2 | 0- 1 | 13- 4 | | | | |
| 8- 5 | 0- 0 | 0- 1 | HOME | 1- 2 | 0- 1 | 7- 1 | | | | |
| 7- 4 | 0- 1 | 1- 0 | AWAY | 1- 0 | 0- 0 | 5- 3 | | | | |
| 1- 1 | 0- 1 | 0- 0 | NEUTRAL | 0- 0 | 0- 0 | 1- 0 | | | | |
| 8- 5 | 0- 2 | 1- 0 | NON-CONFERENCE | 0- 1 | 0- 0 | 7- 2 | | | | |
| 5- 1 | 0- 0 | 0- 0 | HOME | 0- 1 | 0- 0 | 5- 0 | | | | |
| 2- 3 | 0- 1 | 1- 0 | AWAY | 0- 0 | 0- 0 | 1- 2 | | | | |
| 1- 1 | 0- 1 | 0- 0 | NEUTRAL | 0- 0 | 0- 0 | 1- 0 | | | | |
| 8- 5 | 0- 0 | 0- 1 | CONFERENCE | 2- 1 | 0- 1 | 6- 2 | | | | |
| 3- 4 | 0- 0 | 0- 1 | HOME | 1- 1 | 0- 1 | 2- 1 | | | | |
| 5- 1 | 0- 0 | 0- 0 | AWAY | 1- 0 | 0- 0 | 4- 1 | | | | |
| 0- 0 | 0- 0 | 0- 0 | NEUTRAL | 0- 0 | 0- 0 | 0- 0 | | | | |

| RPI 1-25 | | | | RPI 26-50 | | | | RPI 51-100 | | | | RPI 101+ Team's RPI: 142 | | | |
|---------------------------|---|---------------|-------|-----------|---|---------------|-------|------------|---|----------------|-------|--------------------------|---|--------------------|-------|
| RPI | S | Opponent | Score | RPI | S | Opponent | Score | RPI | S | Opponent | Score | RPI | S | Opponent | Score |
| 9 | A | Kentucky | 53 92 | 34 | A | Duquesne | 54 49 | 60 | H | Central Mich. | 60 72 | 132 | H | Akron | 77 84 |
| 24 | N | Creighton | 57 66 | 43 | H | Toledo | 49 80 | 63 | H | Youngstown St. | 56 76 | 174 | H | Col. of Charleston | 55 42 |
| | | | | | | | | 96 | A | Bowling Green | 57 54 | 176 | H | Northern Ky. | 63 52 |
| | | | | | | | | 96 | H | Bowling Green | 76 61 | 183 | A | Eastern Ky. | 63 73 |
| | | | | | | | | | | | | 201 | A | Ball St. | 59 62 |
| | | | | | | | | | | | | 207 | H | Wright St. | 72 54 |
| | | | | | | | | | | | | 219 | A | Cleveland St. | 75 87 |
| | | | | | | | | | | | | 247 | H | Eastern Mich. | 70 48 |
| | | | | | | | | | | | | 257 | A | Buffalo | 69 56 |
| | | | | | | | | | | | | 257 | H | Buffalo | 70 78 |
| | | | | | | | | | | | | 260 | A | Northern Ill. | 65 51 |
| | | | | | | | | | | | | 261 | A | Western Mich. | 73 47 |
| | | | | | | | | | | | | 267 | H | Robert Morris | 70 56 |
| | | | | | | | | | | | | 269 | N | Nevada | 62 49 |
| | | | | | | | | | | | | 296 | H | Massachusetts | 50 40 |
| | | | | | | | | | | | | 323 | H | Ohio | 78 56 |
| | | | | | | | | | | | | 337 | A | Kent St. | 76 48 |
| | | | | | | | | | | | | 342 | A | Chicago St. | 71 37 |
| LAST 12 Division I GAMES: | | | | | | | | | | | | | | | |
| 96 | H | Bowling Green | 76 61 | 257 | H | Buffalo | 70 78 | | | | | | | | |
| 257 | A | Buffalo | 69 56 | 337 | A | Kent St. | 76 48 | | | | | | | | |
| 60 | H | Central Mich. | 60 72 | 96 | A | Bowling Green | 57 54 | | | | | | | | |
| 132 | H | Akron | 77 84 | 247 | H | Eastern Mich. | 70 48 | | | | | | | | |
| 43 | H | Toledo | 49 80 | 323 | H | Ohio | 78 56 | | | | | | | | |
| 260 | A | Northern Ill. | 65 51 | 261 | A | Western Mich. | 73 47 | | | | | | | | |

Non-Div I Games:

Miami (OH)

■ Loss,
■ Non-Conf,
■ S Site,
■ H Home
■ A Away
N Neutral

Michigan

Average RPI Win: 130

Average RPI Loss: 34

WON-LOST

WINNING

LAST 12

Through Games Of Sunday, February 24, 2013

STRENGTH OF

OPP. STRENGTH

TEAM

ADJ.

CONF.

ADJ CONF.

RECORD

PCT. RANK

GAMES

SCHEDULE

OF SCHEDULE

RPI

RPI

RPI

RPI

DIV. I ONLY

19- 8

62

6- 6

22

38

30

30

2

2

DIV. I NON-CONF.

11- 2

23

0- 0

75

125

28

28

2

2

TOTALS

RPI 1-25

RPI 26-50

W-L RECORDS

RPI 51-100

RPI 101-150

RPI 150+

19- 8

1- 4

2- 2

OVERALL

6- 2

2- 0

8- 0

12- 4

0- 3

1- 1

HOME

4- 0

2- 0

5- 0

7- 4

1- 1

1- 1

AWAY

2- 2

0- 0

3- 0

0- 0

0- 0

0- 0

NEUTRAL

0- 0

0- 0

0- 0

11- 2

0- 1

0- 0

NON-CONFERENCE

4- 1

1- 0

6- 0

8- 1

0- 1

0- 0

HOME

3- 0

1- 0

4- 0

3- 1

0- 0

0- 0

AWAY

1- 1

0- 0

2- 0

0- 0

0- 0

0- 0

NEUTRAL

0- 0

0- 0

0- 0

8- 6

1- 3

2- 2

CONFERENCE

2- 1

1- 0

2- 0

4- 3

0- 2

1- 1

HOME

1- 0

1- 0

1- 0

4- 3

1- 1

1- 1

AWAY

1- 1

0- 0

1- 0

0- 0

0- 0

0- 0

NEUTRAL

0- 0

0- 0

0- 0

RPI 1-25

RPI 26-50

Team's RPI: 30

RPI 51-100

RPI 101+

| RPI | S | Opponent | Score |
|-----|---|----------|-------|
| 5 | A | Penn St. | 57 68 |
| 5 | H | Penn St. | 49 59 |
| 6 | H | Duke | 54 71 |
| 15 | H | Nebraska | 39 57 |
| 16 | A | Purdue | 67 56 |

| RPI | S | Opponent | Score |
|-----|---|--------------|-------|
| 29 | A | Michigan St. | 46 61 |
| 29 | H | Michigan St. | 70 69 |
| 35 | A | Iowa | 68 64 |
| 35 | H | Iowa | 57 63 |

| RPI | S | Opponent | Score |
|-----|---|--------------|-------|
| 55 | H | Illinois | 72 69 |
| 59 | H | Boston U. | 67 58 |
| 69 | H | Florida | 59 53 |
| 70 | A | Illinois St. | 56 45 |
| 81 | A | Minnesota | 67 82 |
| 93 | A | Utah | 40 59 |
| 94 | A | Northwestern | 67 53 |
| 95 | H | Harvard | 72 61 |

| RPI | S | Opponent | Score |
|-----|---|---------------|-------|
| 113 | H | Wisconsin | 54 43 |
| 118 | H | Detroit | 70 62 |
| 175 | A | Indiana | 61 43 |
| 175 | H | Indiana | 65 48 |
| 196 | A | Xavier | 62 53 |
| 206 | H | Seton Hall | 72 29 |
| 228 | H | Valparaiso | 73 32 |
| 230 | H | Niagara | 82 44 |
| 247 | A | Eastern Mich. | 55 43 |
| 261 | H | Western Mich. | 60 41 |

LAST 12 Division I GAMES:

| | | | | | | | |
|----|---|--------------|-------|-----|---|--------------|-------|
| 5 | A | Penn St. | 57 68 | 81 | A | Minnesota | 67 82 |
| 15 | H | Nebraska | 39 57 | 35 | H | Iowa | 57 63 |
| 29 | H | Michigan St. | 70 69 | 175 | A | Indiana | 61 43 |
| 16 | A | Purdue | 67 56 | 5 | H | Penn St. | 49 59 |
| 55 | H | Illinois | 72 69 | 94 | A | Northwestern | 67 53 |
| 29 | A | Michigan St. | 46 61 | 113 | H | Wisconsin | 54 43 |

Non-Div I Games:

Michigan

■ Loss,
 ■ Non-Conf, S Site,
 ■ Home
 ■ Away
 N Neutral

| Through Games of Sunday, February 11, 1918 | | | | Through Games of Sunday, February 11, 1918 | | | | | | |
|--|----------|----------|-----------|--|----------------|---------------|------------|------|-------------|-----------|
| Average RPI Win: 149 | | WON-LOST | WINNING | LAST 12 | STRENGTH OF | OPP. STRENGTH | TEAM | ADJ. | CONF. | ADJ CONF. |
| Average RPI Loss: 14 | | RECORD | PCT. RANK | GAMES | SCHEDULE | OF SCHEDULE | RPI | RPI | RPI | RPI |
| DIV. I ONLY | | 20- 6 | 35 | 7- 5 | 59 | 25 | 29 | 29 | 2 | 2 |
| DIV. I NON-CONF. | | 12- 1 | 4 | 0- 0 | 217 | 60 | 38 | 38 | 2 | 2 |
| ----- | | | | | | | | | | |
| TOTALS | RPI 1-25 | | RPI 26-50 | | W-L RECORDS | | RPI 51-100 | | RPI 101-150 | RPI 150+ |
| 20- 6 | 0- 5 | | 3- 1 | | OVERALL | | 5- 0 | | 3- 0 | 9- 0 |
| 12- 2 | 0- 2 | | 2- 0 | | HOME | | 3- 0 | | 2- 0 | 5- 0 |
| 6- 4 | 0- 3 | | 0- 1 | | AWAY | | 2- 0 | | 1- 0 | 3- 0 |
| 2- 0 | 0- 0 | | 1- 0 | | NEUTRAL | | 0- 0 | | 0- 0 | 1- 0 |
| 12- 1 | 0- 1 | | 1- 0 | | NON-CONFERENCE | | 1- 0 | | 3- 0 | 7- 0 |
| 7- 0 | 0- 0 | | 0- 0 | | HOME | | 1- 0 | | 2- 0 | 4- 0 |
| 3- 1 | 0- 1 | | 0- 0 | | AWAY | | 0- 0 | | 1- 0 | 2- 0 |
| 2- 0 | 0- 0 | | 1- 0 | | NEUTRAL | | 0- 0 | | 0- 0 | 1- 0 |
| 8- 5 | 0- 4 | | 2- 1 | | CONFERENCE | | 4- 0 | | 0- 0 | 2- 0 |
| 5- 2 | 0- 2 | | 2- 0 | | HOME | | 2- 0 | | 0- 0 | 1- 0 |
| 3- 3 | 0- 2 | | 0- 1 | | AWAY | | 2- 0 | | 0- 0 | 1- 0 |
| 0- 0 | 0- 0 | | 0- 0 | | NEUTRAL | | 0- 0 | | 0- 0 | 0- 0 |

| RPI 1-25 | | | | RPI 26-50 | | | | Team's RPI: 29 | | RPI 51-100 | | | | RPI 101+ | | | |
|---------------------------|---|----------|-------|-----------|---|--------------|-------|----------------|-----|------------|--------------|-------|-----|----------|--------------------|-------|--|
| RPI | S | Opponent | Score | RPI | S | Opponent | Score | | RPI | S | Opponent | Score | RPI | S | Opponent | Score | |
| 5 | A | Penn St. | 56 71 | 30 | A | Michigan | 69 70 | | 55 | A | Illinois | 79 75 | 120 | A | North Carolina St. | 68 51 | |
| 5 | H | Penn St. | 55 76 | 30 | H | Michigan | 61 46 | | 75 | H | Albany (NY) | 67 35 | 124 | H | Virginia Tech | 57 29 | |
| 13 | A | Dayton | 53 60 | 31 | N | Texas Tech | 50 48 | | 81 | H | Minnesota | 66 51 | 126 | H | Temple | 57 47 | |
| 15 | A | Nebraska | 54 59 | 35 | H | Iowa | 65 54 | | 94 | A | Northwestern | 67 62 | 175 | A | Indiana | 56 46 | |
| 16 | H | Purdue | 62 67 | | | | | | 94 | H | Northwestern | 54 45 | 175 | H | Indiana | 72 42 | |
| | | | | | | | | | | | | | | | | | |
| LAST 12 Division I GAMES: | | | | | | | | | | | | | | | | | |
| | | | | 94 | H | Northwestern | 54 45 | | 16 | H | Purdue | 62 67 | | | | | |
| | | | | 30 | A | Michigan | 69 70 | | 15 | A | Nebraska | 54 59 | | | | | |
| | | | | 175 | H | Indiana | 72 42 | | 175 | A | Indiana | 56 46 | | | | | |
| | | | | 5 | A | Penn St. | 56 71 | | 35 | H | Iowa | 65 54 | | | | | |
| | | | | 30 | H | Michigan | 61 46 | | 55 | A | Illinois | 79 75 | | | | | |
| | | | | 94 | A | Northwestern | 67 62 | | 5 | H | Penn St. | 55 76 | | | | | |

Non-Div I Games:

Michigan St.

Loss, Non-Conf, S Site, H Home A Away N Neutral

| | | | | | | | | | | |
|-------------------|----------|-----------|----------------|------------|-------------|---------------|------|------|-------|-----------|
| Average RPI Win: | 195 | WON-LOST | WINNING | LAST 12 | STRENGTH OF | OPP. STRENGTH | TEAM | ADJ. | CONF. | ADJ CONF. |
| Average RPI Loss: | 85 | RECORD | PCT. RANK | GAMES | SCHEDULE | OF SCHEDULE | RPI | RPI | RPI | RPI |
| DIV. I ONLY | 20- 7 | 46 | 10- 2 | 110 | 128 | 52 | 52 | 13 | 13 | |
| DIV. I NON-CONF. | 5- 4 | 142 | 0- 0 | 57 | 66 | 70 | 70 | 13 | 13 | |
| TOTALS | RPI 1-25 | RPI 26-50 | W-L RECORDS | RPI 51-100 | RPI 101-150 | RPI 150+ | | | | |
| 20- 7 | 0- 2 | 0- 1 | OVERALL | 2- 2 | 4- 1 | 14- 1 | | | | |
| 12- 2 | 0- 0 | 0- 0 | HOME | 2- 0 | 2- 1 | 8- 1 | | | | |
| 8- 5 | 0- 2 | 0- 1 | AWAY | 0- 2 | 2- 0 | 6- 0 | | | | |
| 0- 0 | 0- 0 | 0- 0 | NEUTRAL | 0- 0 | 0- 0 | 0- 0 | | | | |
| 5- 4 | 0- 2 | 0- 1 | NON-CONFERENCE | 0- 1 | 1- 0 | 4- 0 | | | | |
| 4- 0 | 0- 0 | 0- 0 | HOME | 0- 0 | 1- 0 | 3- 0 | | | | |
| 1- 4 | 0- 2 | 0- 1 | AWAY | 0- 1 | 0- 0 | 1- 0 | | | | |
| 0- 0 | 0- 0 | 0- 0 | NEUTRAL | 0- 0 | 0- 0 | 0- 0 | | | | |
| 15- 3 | 0- 0 | 0- 0 | CONFERENCE | 2- 1 | 3- 1 | 10- 1 | | | | |
| 8- 2 | 0- 0 | 0- 0 | HOME | 2- 0 | 1- 1 | 5- 1 | | | | |
| 7- 1 | 0- 0 | 0- 0 | AWAY | 0- 1 | 2- 0 | 5- 0 | | | | |
| 0- 0 | 0- 0 | 0- 0 | NEUTRAL | 0- 0 | 0- 0 | 0- 0 | | | | |

| RPI 1-25 | | | | RPI 26-50 | | | | RPI 51-100 Team's RPI: 52 | | | | RPI 101+ | | | |
|---------------------------|---|---------------|-------|-----------|---|---------------|-------|---------------------------|---|------------------|-------|----------|---|----------------|-------|
| RPI | S | Opponent | Score | RPI | S | Opponent | Score | RPI | S | Opponent | Score | RPI | S | Opponent | Score |
| 7 | A | Tennessee | 81 88 | 35 | A | Iowa | 63 69 | 65 | A | South Dakota St. | 56 63 | 104 | A | FIU | 61 51 |
| 9 | A | Kentucky | 46 68 | | | | | 68 | A | UALR | 43 51 | 104 | H | FIU | 51 58 |
| | | | | | | | | 68 | H | UALR | 65 56 | 110 | H | Memphis | 82 68 |
| | | | | | | | | 89 | H | Western Ky. | 79 57 | 144 | A | Arkansas St. | 72 70 |
| | | | | | | | | | | | | 144 | H | Arkansas St. | 93 49 |
| | | | | | | | | | | | | 181 | A | South Ala. | 60 39 |
| | | | | | | | | | | | | 181 | H | South Ala. | 69 48 |
| | | | | | | | | | | | | 184 | A | Tennessee Tech | 65 59 |
| | | | | | | | | | | | | 196 | H | Xavier | 63 48 |
| | | | | | | | | | | | | 198 | A | Fla. Atlantic | 70 67 |
| | | | | | | | | | | | | 198 | H | Fla. Atlantic | 73 59 |
| | | | | | | | | | | | | 214 | A | North Texas | 60 47 |
| | | | | | | | | | | | | 214 | H | North Texas | 66 64 |
| | | | | | | | | | | | | 239 | A | La.-Monroe | 66 48 |
| | | | | | | | | | | | | 239 | H | La.-Monroe | 74 53 |
| | | | | | | | | | | | | 283 | A | La.-Lafayette | 72 45 |
| | | | | | | | | | | | | 283 | H | La.-Lafayette | 72 36 |
| | | | | | | | | | | | | 305 | H | Austin Peay | 70 56 |
| | | | | | | | | | | | | 306 | H | Troy | 70 74 |
| | | | | | | | | | | | | 335 | H | Kennesaw St. | 87 45 |
| LAST 12 Division I GAMES: | | | | | | | | | | | | | | | |
| 239 | H | La.-Monroe | 74 53 | 104 | A | FIU | 61 51 | | | | | | | | |
| 181 | H | South Ala. | 69 48 | 89 | H | Western Ky. | 79 57 | | | | | | | | |
| 68 | A | UALR | 43 51 | 214 | A | North Texas | 60 47 | | | | | | | | |
| 306 | H | Troy | 70 74 | 283 | H | La.-Lafayette | 72 36 | | | | | | | | |
| 144 | H | Arkansas St. | 93 49 | 68 | H | UALR | 65 56 | | | | | | | | |
| 198 | A | Fla. Atlantic | 70 67 | 239 | A | La.-Monroe | 66 48 | | | | | | | | |

Non-Div I Games:

Middle Tenn.

■ Loss,
 ■ Non-Conf, S Site,
 ■ Home
 ■ Away
 N Neutral

| | | | | | | | | | |
|------------------------------|----------|-----------|----------------|-------------|---------------|----------|------|-------|-----------|
| Average RPI Win: 229 | WON-LOST | WINNING | LAST 12 | STRENGTH OF | OPP. STRENGTH | TEAM | ADJ. | CONF. | ADJ CONF. |
| Average RPI Loss: 130 | RECORD | PCT. RANK | GAMES | SCHEDULE | OF SCHEDULE | RPI | RPI | RPI | RPI |
| DIV. I ONLY | 8- 16 | 269 | 4- 8 | 154 | 131 | 222 | 222 | 12 | 12 |
| DIV. I NON-CONF. | 4- 8 | 242 | 0- 0 | 144 | 96 | 201 | 201 | 12 | 12 |
| TOTALS | RPI 1-25 | RPI 26-50 | W-L RECORDS | RPI 51-100 | RPI 101-150 | RPI 150+ | | | |
| 8- 16 | 0- 0 | 0- 4 | OVERALL | 0- 4 | 0- 2 | 8- 6 | | | |
| 3- 6 | 0- 0 | 0- 0 | HOME | 0- 1 | 0- 1 | 3- 4 | | | |
| 4- 9 | 0- 0 | 0- 4 | AWAY | 0- 2 | 0- 1 | 4- 2 | | | |
| 1- 1 | 0- 0 | 0- 0 | NEUTRAL | 0- 1 | 0- 0 | 1- 0 | | | |
| 4- 8 | 0- 0 | 0- 3 | NON-CONFERENCE | 0- 2 | 0- 1 | 4- 2 | | | |
| 2- 1 | 0- 0 | 0- 0 | HOME | 0- 0 | 0- 0 | 2- 1 | | | |
| 1- 6 | 0- 0 | 0- 3 | AWAY | 0- 1 | 0- 1 | 1- 1 | | | |
| 1- 1 | 0- 0 | 0- 0 | NEUTRAL | 0- 1 | 0- 0 | 1- 0 | | | |
| 4- 8 | 0- 0 | 0- 1 | CONFERENCE | 0- 2 | 0- 1 | 4- 4 | | | |
| 1- 5 | 0- 0 | 0- 0 | HOME | 0- 1 | 0- 1 | 1- 3 | | | |
| 3- 3 | 0- 0 | 0- 1 | AWAY | 0- 1 | 0- 0 | 3- 1 | | | |
| 0- 0 | 0- 0 | 0- 0 | NEUTRAL | 0- 0 | 0- 0 | 0- 0 | | | |

| RPI S | Opponent | Score | RPI S | Opponent | Score | RPI S | Opponent | Score | RPI S | Opponent | Score | Team's RPI: 222 |
|---------------------------|------------------|--------------|-------|------------------|--------------|-------|------------------|--------------|-------|--------------------|----------------|-----------------|
| 26 | A Green Bay | 49 64 | 27 | A DePaul | 83 94 | 63 | A Youngstown St. | 50 67 | 113 | A Wisconsin | 56 74 | |
| 29 | A Michigan St. | 50 81 | 29 | A Michigan St. | 50 81 | 63 | H Youngstown St. | 56 58 | 118 | H Detroit | 59 61 | |
| 43 | A Toledo | 59 83 | 43 | A Toledo | 59 83 | 70 | A Illinois St. | 54 75 | 172 | H Bradley | 116 112 | |
| | | | | | | 76 | N Georgia Tech | 57 66 | 183 | N Eastern Ky. | 68 64 | |
| | | | | | | | | | 207 | A Wright St. | 74 61 | |
| | | | | | | | | | 207 | H Wright St. | 61 71 | |
| | | | | | | | | | 219 | A Cleveland St. | 63 60 | |
| | | | | | | | | | 219 | H Cleveland St. | 73 72 | |
| | | | | | | | | | 220 | H Loyola Chicago | 74 84 | |
| | | | | | | | | | 228 | A Valparaiso | 75 71 | |
| | | | | | | | | | 228 | H Valparaiso | 72 84 | |
| | | | | | | | | | 257 | H Drake | 70 80 | |
| | | | | | | | | | 261 | H Western Mich. | 88 79 | |
| | | | | | | | | | 266 | A North Dakota St. | 48 60 | |
| | | | | | | | | | 280 | A Ill.-Chicago | 67 84 | |
| | | | | | | | | | 342 | A Chicago St. | 82 58 | |
| LAST 12 Division I GAMES: | | | | | | | | | | | | |
| 207 | A Wright St. | 74 61 | 118 | H Detroit | 59 61 | | | | | | | |
| 228 | A Valparaiso | 75 71 | 220 | H Loyola Chicago | 74 84 | | | | | | | |
| 219 | H Cleveland St. | 73 72 | 228 | H Valparaiso | 72 84 | | | | | | | |
| 63 | H Youngstown St. | 56 58 | 219 | A Cleveland St. | 63 60 | | | | | | | |
| 26 | A Green Bay | 49 64 | 63 | A Youngstown St. | 50 67 | | | | | | | |
| 280 | A Ill.-Chicago | 67 84 | 207 | H Wright St. | 61 71 | | | | | | | |

Non-Div I Games:

Milwaukee

■ Loss,
 ■ Non-Conf,
 ■ S Site,
 ■ Home
 ■ A Away
 N Neutral

| Average RPI Win: | 145 | WON-LOST | WINNING | LAST 12 | STRENGTH OF | OPP. STRENGTH | TEAM | ADJ. | CONF. | ADJ CONF. |
|-------------------|----------|-----------|----------------|------------|-------------|---------------|------|------|-------|-----------|
| Average RPI Loss: | 44 | RECORD | PCT. RANK | GAMES | SCHEDULE | OF SCHEDULE | RPI | RPI | RPI | RPI |
| DIV. I ONLY | 16- 12 | 125 | 4- 8 | 48 | 22 | 81 | 81 | 2 | 2 | |
| DIV. I NON-CONF. | 11- 3 | 41 | 0- 0 | 189 | 52 | 84 | 84 | 2 | 2 | |
| TOTALS | RPI 1-25 | RPI 26-50 | W-L RECORDS | RPI 51-100 | RPI 101-150 | RPI 150+ | | | | |
| 16- 12 | 2- 5 | 2- 2 | OVERALL | 3- 5 | 2- 0 | 7- 0 | | | | |
| 12- 5 | 2- 2 | 2- 0 | HOME | 1- 3 | 0- 0 | 7- 0 | | | | |
| 2- 6 | 0- 3 | 0- 2 | AWAY | 1- 1 | 1- 0 | 0- 0 | | | | |
| 2- 1 | 0- 0 | 0- 0 | NEUTRAL | 1- 1 | 1- 0 | 0- 0 | | | | |
| 11- 3 | 2- 0 | 0- 1 | NON-CONFERENCE | 1- 2 | 1- 0 | 7- 0 | | | | |
| 9- 1 | 2- 0 | 0- 0 | HOME | 0- 1 | 0- 0 | 7- 0 | | | | |
| 0- 1 | 0- 0 | 0- 1 | AWAY | 0- 0 | 0- 0 | 0- 0 | | | | |
| 2- 1 | 0- 0 | 0- 0 | NEUTRAL | 1- 1 | 1- 0 | 0- 0 | | | | |
| 5- 9 | 0- 5 | 2- 1 | CONFERENCE | 2- 3 | 1- 0 | 0- 0 | | | | |
| 3- 4 | 0- 2 | 2- 0 | HOME | 1- 2 | 0- 0 | 0- 0 | | | | |
| 2- 5 | 0- 3 | 0- 1 | AWAY | 1- 1 | 1- 0 | 0- 0 | | | | |
| 0- 0 | 0- 0 | 0- 0 | NEUTRAL | 0- 0 | 0- 0 | 0- 0 | | | | |

| RPI | S | Opponent | Score | RPI | S | Opponent | Score | RPI | S | Opponent | Score | RPI | S | Opponent | Score |
|---------------------------|---|--------------|-------|-----|---|--------------|-------|-----|---|---------------|-------|-----|---|----------------|-------|
| 5 | A | Penn St. | 59 64 | 29 | A | Michigan St. | 51 66 | 55 | A | Illinois | 66 76 | 105 | N | Missouri | 59 54 |
| 15 | A | Nebraska | 56 80 | 30 | H | Michigan | 82 67 | 55 | H | Illinois | 86 91 | 113 | A | Wisconsin | 60 55 |
| 15 | H | Nebraska | 63 84 | 35 | H | Iowa | 72 60 | 77 | H | Virginia | 68 90 | 152 | H | UNI | 86 43 |
| 16 | A | Purdue | 67 75 | 49 | A | Kansas | 53 65 | 82 | N | James Madison | 80 62 | 167 | H | Washington St. | 87 83 |
| 16 | H | Purdue | 63 75 | | | | | 86 | A | Ohio St. | 57 56 | 216 | H | Denver | 74 51 |
| 22 | H | Villanova | 75 60 | | | | | 86 | H | Ohio St. | 83 74 | 267 | H | Robert Morris | 82 60 |
| 24 | H | Creighton | 88 81 | | | | | 94 | H | Northwestern | 63 70 | 286 | H | UMKC | 87 49 |
| | | | | | | | | 98 | N | Richmond | 46 58 | 321 | H | Maine | 77 60 |
| | | | | | | | | | | | | 323 | H | Ohio | 85 40 |
| LAST 12 Division I GAMES: | | | | | | | | | | | | | | | |
| 16 | H | Purdue | 63 75 | 30 | H | Michigan | 82 67 | | | | | | | | |
| 86 | A | Ohio St. | 57 56 | 55 | H | Illinois | 86 91 | | | | | | | | |
| 94 | H | Northwestern | 63 70 | 5 | A | Penn St. | 59 64 | | | | | | | | |
| 55 | A | Illinois | 66 76 | 15 | H | Nebraska | 63 84 | | | | | | | | |
| 35 | H | Iowa | 72 60 | 16 | A | Purdue | 67 75 | | | | | | | | |
| 15 | A | Nebraska | 56 80 | 86 | H | Ohio St. | 83 74 | | | | | | | | |

Non-Div I Games:

Minnesota

■ Loss,
 ■ Non-Conf, S Site,
 ■ Home
 ■ Away
 N Neutral

Mississippi St.

Through Games Of Sunday, February 24, 2013

| | | | | | | | | | | |
|-------------------|----------|-----------|----------------|------------|-------------|---------------|------|------|-------|-----------|
| Average RPI Win: | 220 | WON-LOST | WINNING | LAST 12 | STRENGTH OF | OPP. STRENGTH | TEAM | ADJ. | CONF. | ADJ CONF. |
| Average RPI Loss: | 79 | RECORD | PCT. RANK | GAMES | SCHEDULE | OF SCHEDULE | RPI | RPI | RPI | RPI |
| DIV. I ONLY | 12- 15 | 193 | 4- 8 | 112 | 67 | 191 | 191 | 3 | 3 | |
| DIV. I NON-CONF. | 8- 5 | 114 | 0- 0 | 306 | 245 | 251 | 251 | 6 | 6 | |
| TOTALS | RPI 1-25 | RPI 26-50 | W-L RECORDS | RPI 51-100 | RPI 101-150 | RPI 150+ | | | | |
| 12- 15 | 0- 5 | 0- 3 | OVERALL | 1- 2 | 1- 2 | 10- 3 | | | | |
| 11- 5 | 0- 2 | 0- 1 | HOME | 1- 2 | 0- 0 | 10- 0 | | | | |
| 1- 7 | 0- 3 | 0- 2 | AWAY | 0- 0 | 1- 0 | 0- 2 | | | | |
| 0- 3 | 0- 0 | 0- 0 | NEUTRAL | 0- 0 | 0- 2 | 0- 1 | | | | |
| 8- 5 | 0- 0 | 0- 0 | NON-CONFERENCE | 0- 1 | 0- 2 | 8- 2 | | | | |
| 8- 1 | 0- 0 | 0- 0 | HOME | 0- 1 | 0- 0 | 8- 0 | | | | |
| 0- 1 | 0- 0 | 0- 0 | AWAY | 0- 0 | 0- 0 | 0- 1 | | | | |
| 0- 3 | 0- 0 | 0- 0 | NEUTRAL | 0- 0 | 0- 2 | 0- 1 | | | | |
| 4- 10 | 0- 5 | 0- 3 | CONFERENCE | 1- 1 | 1- 0 | 2- 1 | | | | |
| 3- 4 | 0- 2 | 0- 1 | HOME | 1- 1 | 0- 0 | 2- 0 | | | | |
| 1- 6 | 0- 3 | 0- 2 | AWAY | 0- 0 | 1- 0 | 0- 1 | | | | |
| 0- 0 | 0- 0 | 0- 0 | NEUTRAL | 0- 0 | 0- 0 | 0- 0 | | | | |

| RPI 1-25 | | | | RPI 26-50 | | | | RPI 51-100 | | | | RPI 101+ Team's RPI: 191 | | | |
|---------------------------|---|----------------|--------|-----------|---|------------|--------|------------|---|----------|-------|--------------------------|---|------------------|-------|
| RPI | S | Opponent | Score | RPI | S | Opponent | Score | RPI | S | Opponent | Score | RPI | S | Opponent | Score |
| 7 | A | Tennessee | 45 88 | 32 | A | Vanderbilt | 41 92 | 62 | H | Arkansas | 47 44 | 105 | A | Missouri | 61 56 |
| 9 | A | Kentucky | 47 100 | 41 | A | LSU | 42 62 | 69 | H | Florida | 55 61 | 115 | N | Winthrop | 59 61 |
| 11 | A | South Carolina | 43 58 | 41 | H | LSU | 41 63 | 88 | H | Hampton | 48 56 | 146 | N | UCF | 56 64 |
| 11 | H | South Carolina | 46 60 | | | | | | | | | 158 | N | UC Santa Barbara | 43 60 |
| 12 | H | Texas A&M | 33 81 | | | | | | | | | 163 | H | Houston | 72 66 |
| | | | | | | | | | | | | 165 | H | Alabama | 75 51 |
| | | | | | | | | | | | | 180 | H | Louisiana Tech | 57 55 |
| | | | | | | | | | | | | 198 | H | Fla. Atlantic | 59 58 |
| | | | | | | | | | | | | 203 | A | Southern Miss. | 59 61 |
| | | | | | | | | | | | | 236 | A | Ole Miss | 51 65 |
| | | | | | | | | | | | | 236 | H | Ole Miss | 72 57 |
| | | | | | | | | | | | | 274 | H | Northwestern St. | 65 49 |
| | | | | | | | | | | | | 288 | H | Florida A&M | 67 57 |
| | | | | | | | | | | | | 306 | H | Troy | 82 60 |
| | | | | | | | | | | | | 315 | H | Savannah St. | 70 55 |
| | | | | | | | | | | | | 343 | H | Jacksonville St. | 69 54 |
| LAST 12 Division I GAMES: | | | | | | | | | | | | | | | |
| 11 | A | South Carolina | 43 58 | 7 | A | Tennessee | 45 88 | | | | | | | | |
| 165 | H | Alabama | 75 51 | 236 | H | Ole Miss | 72 57 | | | | | | | | |
| 41 | H | LSU | 41 63 | 12 | H | Texas A&M | 33 81 | | | | | | | | |
| 236 | A | Ole Miss | 51 65 | 9 | A | Kentucky | 47 100 | | | | | | | | |
| 105 | A | Missouri | 61 56 | 41 | A | LSU | 42 62 | | | | | | | | |
| 62 | H | Arkansas | 47 44 | 69 | H | Florida | 55 61 | | | | | | | | |

Non-Div I Games:

Mississippi St.

■ Loss,
 ■ Non-Conf,
 ■ S Site,
 ■ H Home
 ■ A Away
 N Neutral

| | | | | | | | | | | |
|-------------------|----------|-----------|----------------|------------|-------------|---------------|------|------|-------|-----------|
| Average RPI Win: | 306 | WON-LOST | WINNING | LAST 12 | STRENGTH OF | OPP. STRENGTH | TEAM | ADJ. | CONF. | ADJ CONF. |
| Average RPI Loss: | 168 | RECORD | PCT. RANK | GAMES | SCHEDULE | OF SCHEDULE | RPI | RPI | RPI | RPI |
| DIV. I ONLY | 11- 13 | 190 | 8- 4 | 274 | 339 | 227 | 227 | 32 | 32 | |
| DIV. I NON-CONF. | 0- 8 | 337 | 0- 0 | 23 | 130 | 263 | 263 | 31 | 31 | |
| TOTALS | RPI 1-25 | RPI 26-50 | W-L RECORDS | RPI 51-100 | RPI 101-150 | RPI 150+ | | | | |
| 11- 13 | 0- 1 | 0- 0 | OVERALL | 0- 3 | 0- 1 | 11- 8 | | | | |
| 5- 2 | 0- 0 | 0- 0 | HOME | 0- 0 | 0- 0 | 5- 2 | | | | |
| 6- 8 | 0- 0 | 0- 0 | AWAY | 0- 2 | 0- 1 | 6- 5 | | | | |
| 0- 3 | 0- 1 | 0- 0 | NEUTRAL | 0- 1 | 0- 0 | 0- 1 | | | | |
| 0- 8 | 0- 1 | 0- 0 | NON-CONFERENCE | 0- 3 | 0- 1 | 0- 3 | | | | |
| 0- 0 | 0- 0 | 0- 0 | HOME | 0- 0 | 0- 0 | 0- 0 | | | | |
| 0- 5 | 0- 0 | 0- 0 | AWAY | 0- 2 | 0- 1 | 0- 2 | | | | |
| 0- 3 | 0- 1 | 0- 0 | NEUTRAL | 0- 1 | 0- 0 | 0- 1 | | | | |
| 11- 5 | 0- 0 | 0- 0 | CONFERENCE | 0- 0 | 0- 0 | 11- 5 | | | | |
| 5- 2 | 0- 0 | 0- 0 | HOME | 0- 0 | 0- 0 | 5- 2 | | | | |
| 6- 3 | 0- 0 | 0- 0 | AWAY | 0- 0 | 0- 0 | 6- 3 | | | | |
| 0- 0 | 0- 0 | 0- 0 | NEUTRAL | 0- 0 | 0- 0 | 0- 0 | | | | |

| RPI 1-25 | | | RPI 26-50 | | | RPI 51-100 | | | RPI 101+ Team's RPI: 227 | | |
|---------------------------|---|----------------|--------------|-----|---|----------------|--------------|-----|--------------------------|-----------------|--------------|
| RPI | S | Opponent | Score | RPI | S | Opponent | Score | RPI | S | Opponent | Score |
| 13 | N | Dayton | 59 93 | | | | | 53 | N | Charlotte | 48 63 |
| | | | | | | | | 62 | A | Arkansas | 42 99 |
| | | | | | | | | 71 | A | Kansas St. | 57 64 |
| | | | | | | | | 133 | A | UAB | 47 70 |
| | | | | | | | | 157 | A | Texas Southern | 71 84 |
| | | | | | | | | 157 | H | Texas Southern | 47 58 |
| | | | | | | | | 162 | N | Nicholls St. | 57 60 |
| | | | | | | | | 236 | A | Ole Miss | 60 62 |
| | | | | | | | | 241 | A | Prairie View | 58 53 |
| | | | | | | | | 241 | H | Prairie View | 65 57 |
| | | | | | | | | 242 | A | Georgia St. | 60 76 |
| | | | | | | | | 295 | A | Southern U. | 62 73 |
| | | | | | | | | 295 | H | Southern U. | 61 57 |
| | | | | | | | | 299 | A | Alabama A&M | 51 45 |
| | | | | | | | | 299 | H | Alabama A&M | 58 67 |
| | | | | | | | | 310 | A | Jackson St. | 68 73 |
| | | | | | | | | 310 | H | Jackson St. | 78 64 |
| | | | | | | | | 319 | A | Grambling | 50 48 |
| | | | | | | | | 325 | A | Alabama St. | 53 48 |
| | | | | | | | | 325 | H | Alabama St. | 67 63 |
| | | | | | | | | 336 | A | Ark.-Pine Bluff | 71 64 |
| | | | | | | | | 339 | A | Alcorn | 65 61 |
| | | | | | | | | 339 | H | Alcorn | 65 57 |
| LAST 12 Division I GAMES: | | | | | | | | | | | |
| 310 | H | Jackson St. | 78 64 | 299 | A | Alabama A&M | 51 45 | | | | |
| 157 | A | Texas Southern | 71 84 | 319 | A | Grambling | 50 48 | | | | |
| 241 | A | Prairie View | 58 53 | 310 | A | Jackson St. | 68 73 | | | | |
| 295 | H | Southern U. | 61 57 | 157 | H | Texas Southern | 47 58 | | | | |
| 339 | H | Alcorn | 65 57 | 241 | H | Prairie View | 65 57 | | | | |
| 325 | A | Alabama St. | 53 48 | 295 | A | Southern U. | 62 73 | | | | |

Non-Div I Games: Talladega 73 63 Tuskegee 66 45 Philander Smith 72 57

Mississippi Val.

Loss, Non-Conf, S Site, H Home A Away N Neutral

| | | | | | | | | | | |
|-------------------|----------|-----------|----------------|------------|-------------|---------------|------|------|-------|-----------|
| Average RPI Win: | 201 | WON-LOST | WINNING | LAST 12 | STRENGTH OF | OPP. STRENGTH | TEAM | ADJ. | CONF. | ADJ CONF. |
| Average RPI Loss: | 57 | RECORD | PCT. RANK | GAMES | SCHEDULE | OF SCHEDULE | RPI | RPI | RPI | RPI |
| DIV. I ONLY | 15- 13 | 149 | 3- 9 | 61 | 76 | 105 | 105 | 3 | 3 | |
| DIV. I NON-CONF. | 11- 3 | 41 | 0- 0 | 215 | 283 | 105 | 105 | 6 | 6 | |
| TOTALS | RPI 1-25 | RPI 26-50 | W-L RECORDS | RPI 51-100 | RPI 101-150 | RPI 150+ | | | | |
| 15- 13 | 1- 4 | 0- 3 | OVERALL | 3- 4 | 0- 1 | 11- 1 | | | | |
| 13- 4 | 1- 1 | 0- 1 | HOME | 2- 1 | 0- 0 | 10- 1 | | | | |
| 1- 7 | 0- 3 | 0- 1 | AWAY | 0- 2 | 0- 1 | 1- 0 | | | | |
| 1- 2 | 0- 0 | 0- 1 | NEUTRAL | 1- 1 | 0- 0 | 0- 0 | | | | |
| 11- 3 | 0- 0 | 0- 1 | NON-CONFERENCE | 1- 1 | 0- 1 | 10- 0 | | | | |
| 10- 0 | 0- 0 | 0- 0 | HOME | 0- 0 | 0- 0 | 10- 0 | | | | |
| 0- 1 | 0- 0 | 0- 0 | AWAY | 0- 0 | 0- 1 | 0- 0 | | | | |
| 1- 2 | 0- 0 | 0- 1 | NEUTRAL | 1- 1 | 0- 0 | 0- 0 | | | | |
| 4- 10 | 1- 4 | 0- 2 | CONFERENCE | 2- 3 | 0- 0 | 1- 1 | | | | |
| 3- 4 | 1- 1 | 0- 1 | HOME | 2- 1 | 0- 0 | 0- 1 | | | | |
| 1- 6 | 0- 3 | 0- 1 | AWAY | 0- 2 | 0- 0 | 1- 0 | | | | |
| 0- 0 | 0- 0 | 0- 0 | NEUTRAL | 0- 0 | 0- 0 | 0- 0 | | | | |

| RPI | S | Opponent | Score | RPI | S | Opponent | Score | RPI | S | Opponent | Score | RPI | S | Opponent | Score | Team's RPI: 105 |
|---------------------------|---|-----------------|-------|-----|---|------------|-------|-----|---|-------------|-------|-----|---|-------------------|--------|-----------------|
| 7 | A | Tennessee | 39 84 | 26 | N | Green Bay | 33 55 | 62 | A | Arkansas | 40 61 | 110 | A | Memphis | 69 72 | |
| 7 | H | Tennessee | 80 63 | 32 | A | Vanderbilt | 46 62 | 62 | H | Arkansas | 50 58 | 151 | H | Missouri St. | 91 77 | |
| 9 | H | Kentucky | 43 69 | 41 | H | LSU | 74 78 | 69 | H | Florida | 69 64 | 155 | H | UT Martin | 82 71 | |
| 12 | A | Texas A&M | 58 77 | | | | | 79 | N | Wichita St. | 49 44 | 191 | H | Mississippi St. | 56 61 | |
| 14 | A | Georgia | 46 77 | | | | | 81 | N | Minnesota | 54 59 | 205 | H | Saint Louis | 67 51 | |
| | | | | | | | | 90 | A | Auburn | 59 67 | 221 | H | Murray St. | 69 55 | |
| | | | | | | | | 90 | H | Auburn | 82 76 | 236 | A | Ole Miss | 73 72 | |
| | | | | | | | | | | | | 246 | H | Western Ill. | 70 61 | |
| | | | | | | | | | | | | 281 | H | Southeast Mo. St. | 80 51 | |
| | | | | | | | | | | | | 291 | H | Morgan St. | 75 50 | |
| | | | | | | | | | | | | 313 | H | Southern Ill. | 110 47 | |
| | | | | | | | | | | | | 336 | H | Ark.-Pine Bluff | 97 59 | |
| | | | | | | | | | | | | 342 | H | Chicago St. | 88 55 | |
| LAST 12 Division I GAMES: | | | | | | | | | | | | | | | | |
| 90 | A | Auburn | 59 67 | 69 | H | Florida | 69 64 | | | | | | | | | |
| 41 | H | LSU | 74 78 | 12 | A | Texas A&M | 58 77 | | | | | | | | | |
| 62 | A | Arkansas | 40 61 | 62 | H | Arkansas | 50 58 | | | | | | | | | |
| 32 | A | Vanderbilt | 46 62 | 236 | A | Ole Miss | 73 72 | | | | | | | | | |
| 191 | H | Mississippi St. | 56 61 | 9 | H | Kentucky | 43 69 | | | | | | | | | |
| 7 | H | Tennessee | 80 63 | 7 | A | Tennessee | 39 84 | | | | | | | | | |

Non-Div I Games:

Missouri

■ Loss,
■ Non-Conf, S Site,
■ Home
■ Away
N Neutral

| | | | | | | | | | | |
|-------------------|----------|-----------|----------------|------------|-------------|---------------|------|------|-------|-----------|
| Average RPI Win: | 190 | WON-LOST | WINNING | LAST 12 | STRENGTH OF | OPP. STRENGTH | TEAM | ADJ. | CONF. | ADJ CONF. |
| Average RPI Loss: | 107 | RECORD | PCT. RANK | GAMES | SCHEDULE | OF SCHEDULE | RPI | RPI | RPI | RPI |
| DIV. I ONLY | 14- 13 | 153 | 6- 6 | 148 | 89 | 151 | 151 | 10 | 10 | |
| DIV. I NON-CONF. | 8- 4 | 84 | 0- 0 | 64 | 73 | 59 | 59 | 9 | 9 | |
| TOTALS | RPI 1-25 | RPI 26-50 | W-L RECORDS | RPI 51-100 | RPI 101-150 | RPI 150+ | | | | |
| 14- 13 | 0- 2 | 0- 3 | OVERALL | 2- 1 | 3- 2 | 9- 5 | | | | |
| 9- 4 | 0- 1 | 0- 1 | HOME | 1- 0 | 2- 1 | 6- 1 | | | | |
| 3- 8 | 0- 1 | 0- 1 | AWAY | 1- 1 | 0- 1 | 2- 4 | | | | |
| 2- 1 | 0- 0 | 0- 1 | NEUTRAL | 0- 0 | 1- 0 | 1- 0 | | | | |
| 8- 4 | 0- 0 | 0- 3 | NON-CONFERENCE | 1- 0 | 3- 1 | 4- 0 | | | | |
| 4- 1 | 0- 0 | 0- 1 | HOME | 0- 0 | 2- 0 | 2- 0 | | | | |
| 2- 2 | 0- 0 | 0- 1 | AWAY | 1- 0 | 0- 1 | 1- 0 | | | | |
| 2- 1 | 0- 0 | 0- 1 | NEUTRAL | 0- 0 | 1- 0 | 1- 0 | | | | |
| 6- 9 | 0- 2 | 0- 0 | CONFERENCE | 1- 1 | 0- 1 | 5- 5 | | | | |
| 5- 3 | 0- 1 | 0- 0 | HOME | 1- 0 | 0- 1 | 4- 1 | | | | |
| 1- 6 | 0- 1 | 0- 0 | AWAY | 0- 1 | 0- 0 | 1- 4 | | | | |
| 0- 0 | 0- 0 | 0- 0 | NEUTRAL | 0- 0 | 0- 0 | 0- 0 | | | | |

| RPI 1-25 | | | | RPI 26-50 | | | | RPI 51-100 | | | | RPI 101+ Team's RPI: 151 | | | |
|---------------------------|---|---------------|-------|-----------|---|---------------|-------|------------|---|--------------|-------|--------------------------|---|-------------------|-------|
| RPI | S | Opponent | Score | RPI | S | Opponent | Score | RPI | S | Opponent | Score | RPI | S | Opponent | Score |
| 24 | A | Creighton | 51 67 | 35 | A | Iowa | 43 97 | 68 | A | UALR | 78 68 | 105 | A | Missouri | 77 91 |
| 24 | H | Creighton | 53 73 | 39 | H | Oklahoma St. | 71 74 | 70 | H | Illinois St. | 91 76 | 114 | H | Indiana St. | 67 71 |
| | | | | 45 | N | Gonzaga | 66 80 | 79 | A | Wichita St. | 64 76 | 122 | H | Oral Roberts | 73 72 |
| | | | | | | | | | | | | 144 | H | Arkansas St. | 83 60 |
| | | | | | | | | | | | | 146 | N | UCF | 83 75 |
| | | | | | | | | | | | | 152 | A | UNI | 52 75 |
| | | | | | | | | | | | | 152 | H | UNI | 78 82 |
| | | | | | | | | | | | | 158 | N | UC Santa Barbara | 68 61 |
| | | | | | | | | | | | | 172 | A | Bradley | 79 80 |
| | | | | | | | | | | | | 172 | H | Bradley | 91 86 |
| | | | | | | | | | | | | 176 | H | Northern Ky. | 70 67 |
| | | | | | | | | | | | | 193 | A | Evansville | 53 77 |
| | | | | | | | | | | | | 193 | H | Evansville | 66 63 |
| | | | | | | | | | | | | 253 | H | Coppin St. | 88 75 |
| | | | | | | | | | | | | 257 | A | Drake | 64 75 |
| | | | | | | | | | | | | 257 | H | Drake | 80 77 |
| | | | | | | | | | | | | 281 | A | Southeast Mo. St. | 69 55 |
| | | | | | | | | | | | | 313 | A | Southern Ill. | 79 72 |
| | | | | | | | | | | | | 313 | H | Southern Ill. | 81 74 |
| LAST 12 Division I GAMES: | | | | | | | | | | | | | | | |
| 193 | H | Evansville | 66 63 | 70 | H | Illinois St. | 91 76 | | | | | | | | |
| 313 | H | Southern Ill. | 81 74 | 114 | H | Indiana St. | 67 71 | | | | | | | | |
| 257 | A | Drake | 64 75 | 313 | A | Southern Ill. | 79 72 | | | | | | | | |
| 24 | A | Creighton | 51 67 | 193 | A | Evansville | 53 77 | | | | | | | | |
| 152 | H | UNI | 78 82 | 24 | H | Creighton | 53 73 | | | | | | | | |
| 172 | H | Bradley | 91 86 | 257 | H | Drake | 80 77 | | | | | | | | |

Non-Div I Games:

Missouri St.

| Average RPI Win: | 266 | WON-LOST | WINNING | LAST 12 | STRENGTH OF | OPP. STRENGTH | TEAM | ADJ. | CONF. | ADJ CONF. |
|-------------------|----------|-----------|----------------|------------|-------------|---------------|------|------|-------|-----------|
| Average RPI Loss: | 122 | RECORD | PCT. RANK | GAMES | SCHEDULE | OF SCHEDULE | RPI | RPI | RPI | RPI |
| DIV. I ONLY | 12- 14 | 176 | 7- 5 | 160 | 225 | 190 | 190 | 24 | 24 | |
| DIV. I NON-CONF. | 3- 8 | 275 | 0- 0 | 60 | 112 | 200 | 200 | 22 | 22 | |
| TOTALS | RPI 1-25 | RPI 26-50 | W-L RECORDS | RPI 51-100 | RPI 101-150 | RPI 150+ | | | | |
| 12- 14 | 0- 2 | 0- 3 | OVERALL | 0- 1 | 0- 4 | 12- 4 | | | | |
| 7- 4 | 0- 1 | 0- 1 | HOME | 0- 0 | 0- 1 | 7- 1 | | | | |
| 5- 8 | 0- 1 | 0- 2 | AWAY | 0- 0 | 0- 2 | 5- 3 | | | | |
| 0- 2 | 0- 0 | 0- 0 | NEUTRAL | 0- 1 | 0- 1 | 0- 0 | | | | |
| 3- 8 | 0- 2 | 0- 2 | NON-CONFERENCE | 0- 1 | 0- 1 | 3- 2 | | | | |
| 2- 2 | 0- 1 | 0- 1 | HOME | 0- 0 | 0- 0 | 2- 0 | | | | |
| 1- 4 | 0- 1 | 0- 1 | AWAY | 0- 0 | 0- 0 | 1- 2 | | | | |
| 0- 2 | 0- 0 | 0- 0 | NEUTRAL | 0- 1 | 0- 1 | 0- 0 | | | | |
| 9- 6 | 0- 0 | 0- 1 | CONFERENCE | 0- 0 | 0- 3 | 9- 2 | | | | |
| 5- 2 | 0- 0 | 0- 0 | HOME | 0- 0 | 0- 1 | 5- 1 | | | | |
| 4- 4 | 0- 0 | 0- 1 | AWAY | 0- 0 | 0- 2 | 4- 1 | | | | |
| 0- 0 | 0- 0 | 0- 0 | NEUTRAL | 0- 0 | 0- 0 | 0- 0 | | | | |

| RPI 1-25 | | | | RPI 26-50 | | | | RPI 51-100 | | | | RPI 101+ Team's RPI: 190 | | | |
|---------------------------|---|----------------------|-------|-----------|---|----------------------|-------|------------|---|---------------|-------|--------------------------|---|----------------------|-------|
| RPI | S | Opponent | Score | RPI | S | Opponent | Score | RPI | S | Opponent | Score | RPI | S | Opponent | Score |
| 6 | A | Duke | 32 73 | 44 | A | Quinnipiac | 45 72 | 78 | N | East Carolina | 49 64 | 106 | A | Sacred Heart | 42 56 |
| 20 | H | Delaware | 53 82 | 45 | A | Gonzaga | 51 77 | | | | | 130 | A | Saint Francis (PA) | 56 69 |
| | | | | 50 | H | Georgetown | 48 61 | | | | | 130 | H | Saint Francis (PA) | 49 63 |
| | | | | | | | | | | | | 147 | N | High Point | 74 81 |
| | | | | | | | | | | | | 167 | A | Washington St. | 69 79 |
| | | | | | | | | | | | | 202 | A | Lehigh | 55 50 |
| | | | | | | | | | | | | 208 | H | Lafayette | 62 43 |
| | | | | | | | | | | | | 211 | H | Central Conn. St. | 69 63 |
| | | | | | | | | | | | | 233 | A | Mt. St. Mary's | 51 70 |
| | | | | | | | | | | | | 250 | A | St. Francis Brooklyn | 68 64 |
| | | | | | | | | | | | | 250 | H | St. Francis Brooklyn | 51 47 |
| | | | | | | | | | | | | 251 | A | Fairleigh Dickinson | 76 71 |
| | | | | | | | | | | | | 251 | H | Fairleigh Dickinson | 61 53 |
| | | | | | | | | | | | | 267 | H | Robert Morris | 58 47 |
| | | | | | | | | | | | | 273 | H | Bryant | 55 58 |
| | | | | | | | | | | | | 275 | A | UMBC | 68 71 |
| | | | | | | | | | | | | 322 | H | Manhattan | 58 43 |
| | | | | | | | | | | | | 324 | A | LIU Brooklyn | 63 62 |
| | | | | | | | | | | | | 324 | H | LIU Brooklyn | 69 60 |
| | | | | | | | | | | | | 333 | A | Wagner | 81 64 |
| LAST 12 Division I GAMES: | | | | | | | | | | | | | | | |
| 130 | A | Saint Francis (PA) | 56 69 | 273 | H | Bryant | 55 58 | | | | | | | | |
| 44 | A | Quinnipiac | 45 72 | 251 | H | Fairleigh Dickinson | 61 53 | | | | | | | | |
| 324 | H | LIU Brooklyn | 69 60 | 106 | A | Sacred Heart | 42 56 | | | | | | | | |
| 250 | H | St. Francis Brooklyn | 51 47 | 250 | A | St. Francis Brooklyn | 68 64 | | | | | | | | |
| 251 | A | Fairleigh Dickinson | 76 71 | 324 | A | LIU Brooklyn | 63 62 | | | | | | | | |
| 211 | H | Central Conn. St. | 69 63 | 130 | H | Saint Francis (PA) | 49 63 | | | | | | | | |

Non-Div I Games:

Monmouth

■ Loss,
 ■ Non-Conf, S Site,
 ■ Home
 ■ Away
 N Neutral

| | | | | | | | | | | |
|-------------------|----------|-----------|----------------|------------|-------------|---------------|------|------|-------|-----------|
| Average RPI Win: | 206 | WON-LOST | WINNING | LAST 12 | STRENGTH OF | OPP. STRENGTH | TEAM | ADJ. | CONF. | ADJ CONF. |
| Average RPI Loss: | 94 | RECORD | PCT. RANK | GAMES | SCHEDULE | OF SCHEDULE | RPI | RPI | RPI | RPI |
| DIV. I ONLY | 18- 6 | 43 | 10- 2 | 191 | 153 | 85 | 85 | 16 | 16 | |
| DIV. I NON-CONF. | 5- 3 | 112 | 0- 0 | 128 | 141 | 101 | 101 | 14 | 14 | |
| TOTALS | RPI 1-25 | RPI 26-50 | W-L RECORDS | RPI 51-100 | RPI 101-150 | RPI 150+ | | | | |
| 18- 6 | 0- 1 | 0- 0 | OVERALL | 1- 2 | 4- 3 | 13- 0 | | | | |
| 11- 2 | 0- 0 | 0- 0 | HOME | 1- 1 | 3- 1 | 7- 0 | | | | |
| 7- 3 | 0- 0 | 0- 0 | AWAY | 0- 1 | 1- 2 | 6- 0 | | | | |
| 0- 1 | 0- 1 | 0- 0 | NEUTRAL | 0- 0 | 0- 0 | 0- 0 | | | | |
| 5- 3 | 0- 1 | 0- 0 | NON-CONFERENCE | 0- 1 | 0- 1 | 5- 0 | | | | |
| 3- 1 | 0- 0 | 0- 0 | HOME | 0- 1 | 0- 0 | 3- 0 | | | | |
| 2- 1 | 0- 0 | 0- 0 | AWAY | 0- 0 | 0- 1 | 2- 0 | | | | |
| 0- 1 | 0- 1 | 0- 0 | NEUTRAL | 0- 0 | 0- 0 | 0- 0 | | | | |
| 13- 3 | 0- 0 | 0- 0 | CONFERENCE | 1- 1 | 4- 2 | 8- 0 | | | | |
| 8- 1 | 0- 0 | 0- 0 | HOME | 1- 0 | 3- 1 | 4- 0 | | | | |
| 5- 2 | 0- 0 | 0- 0 | AWAY | 0- 1 | 1- 1 | 4- 0 | | | | |
| 0- 0 | 0- 0 | 0- 0 | NEUTRAL | 0- 0 | 0- 0 | 0- 0 | | | | |

| RPI 1-25 | | | | RPI 26-50 | | | | RPI 51-100 | | | | Team's RPI: 85 | RPI 101+ | | | |
|---------------------------|---|-----------|-------|-----------|---|----------------|-------|------------|---|---------------|-------|----------------|----------|----------------|----------------|-------|
| RPI | S | Opponent | Score | RPI | S | Opponent | Score | RPI | S | Opponent | Score | | RPI | S | Opponent | Score |
| 22 | N | Villanova | 49 74 | | | | | 74 | H | Wyoming | 56 58 | | 101 | A | Northern Colo. | 41 54 |
| | | | | | | | | 99 | A | Eastern Wash. | 56 58 | | 101 | H | Northern Colo. | 56 42 |
| | | | | | | | | 99 | H | Eastern Wash. | 76 51 | | 126 | A | Temple | 41 55 |
| | | | | | | | | | | | | | 135 | A | Idaho St. | 57 52 |
| | | | | | | | | | | | | | 135 | H | Idaho St. | 61 49 |
| | | | | | | | | | | | | | 139 | H | Montana St. | 49 58 |
| | | | | | | | | | | | | | 149 | H | Sacramento St. | 82 55 |
| | | | | | | | | | | | | | 170 | A | Idaho | 71 50 |
| | | | | | | | | | | | | | 170 | H | Idaho | 76 65 |
| | | | | | | | | | | | | | 209 | A | Portland St. | 70 55 |
| | | | | | | | | | | | | | 209 | H | Portland St. | 72 61 |
| | | | | | | | | | | | | | 213 | H | Tennessee St. | 71 48 |
| | | | | | | | | | | | | | 216 | H | Denver | 58 56 |
| | | | | | | | | | | | | | 231 | A | North Dakota | 61 42 |
| | | | | | | | | | | | | | 231 | H | North Dakota | 77 45 |
| | | | | | | | | | | | | | 244 | A | Southern Utah | 78 63 |
| | | | | | | | | | | | | | 259 | A | UNLV | 69 65 |
| | | | | | | | | | | | | | 287 | H | Northern Ariz. | 79 71 |
| | | | | | | | | | | | | | 328 | A | Weber St. | 61 53 |
| | | | | | | | | | | | | | 328 | H | Weber St. | 90 43 |
| LAST 12 Division I GAMES: | | | | | | | | | | | | | | | | |
| | | | | 135 | H | Idaho St. | 61 49 | | | | | 328 | A | Weber St. | 61 53 | |
| | | | | 328 | H | Weber St. | 90 43 | | | | | 135 | A | Idaho St. | 57 52 | |
| | | | | 231 | A | North Dakota | 61 42 | | | | | 244 | A | Southern Utah | 78 63 | |
| | | | | 101 | A | Northern Colo. | 41 54 | | | | | 139 | H | Montana St. | 49 58 | |
| | | | | 99 | H | Eastern Wash. | 76 51 | | | | | 101 | H | Northern Colo. | 56 42 | |
| | | | | 209 | H | Portland St. | 72 61 | | | | | 231 | H | North Dakota | 77 45 | |

Non-Div I Games: Mont. St.-Northern 75 45

Montana

Loss, Non-Conf, S Site, H Home A Away N Neutral

| | | | | | | | | | | |
|-------------------|----------|-----------|----------------|------------|-------------|---------------|------|------|-------|-----------|
| Average RPI Win: | 207 | WON-LOST | WINNING | LAST 12 | STRENGTH OF | OPP. STRENGTH | TEAM | ADJ. | CONF. | ADJ CONF. |
| Average RPI Loss: | 132 | RECORD | PCT. RANK | GAMES | SCHEDULE | OF SCHEDULE | RPI | RPI | RPI | RPI |
| DIV. I ONLY | 14- 9 | 107 | 6- 6 | 218 | 165 | 139 | 139 | 16 | 16 | |
| DIV. I NON-CONF. | 5- 2 | 70 | 0- 0 | 118 | 165 | 63 | 63 | 14 | 14 | |
| TOTALS | RPI 1-25 | RPI 26-50 | W-L RECORDS | RPI 51-100 | RPI 101-150 | RPI 150+ | | | | |
| 14- 9 | 0- 0 | 0- 0 | OVERALL | 2- 3 | 1- 4 | 11- 2 | | | | |
| 5- 5 | 0- 0 | 0- 0 | HOME | 0- 2 | 1- 2 | 4- 1 | | | | |
| 8- 4 | 0- 0 | 0- 0 | AWAY | 2- 1 | 0- 2 | 6- 1 | | | | |
| 1- 0 | 0- 0 | 0- 0 | NEUTRAL | 0- 0 | 0- 0 | 1- 0 | | | | |
| 5- 2 | 0- 0 | 0- 0 | NON-CONFERENCE | 0- 2 | 0- 0 | 5- 0 | | | | |
| 1- 1 | 0- 0 | 0- 0 | HOME | 0- 1 | 0- 0 | 1- 0 | | | | |
| 3- 1 | 0- 0 | 0- 0 | AWAY | 0- 1 | 0- 0 | 3- 0 | | | | |
| 1- 0 | 0- 0 | 0- 0 | NEUTRAL | 0- 0 | 0- 0 | 1- 0 | | | | |
| 9- 7 | 0- 0 | 0- 0 | CONFERENCE | 2- 1 | 1- 4 | 6- 2 | | | | |
| 4- 4 | 0- 0 | 0- 0 | HOME | 0- 1 | 1- 2 | 3- 1 | | | | |
| 5- 3 | 0- 0 | 0- 0 | AWAY | 2- 0 | 0- 2 | 3- 1 | | | | |
| 0- 0 | 0- 0 | 0- 0 | NEUTRAL | 0- 0 | 0- 0 | 0- 0 | | | | |

| RPI 1-25 | | | | RPI 26-50 | | | | RPI 51-100 | | | | RPI 101+ | | | | Team's RPI: 139 | |
|---------------------------|---|----------|-------|-----------|---|----------------|-------|------------|---|----------------|-------|----------|---|----------------|-------|-----------------|--|
| RPI | S | Opponent | Score | RPI | S | Opponent | Score | RPI | S | Opponent | Score | RPI | S | Opponent | Score | | |
| | | | | | | | | 56 | A | SMU | 70 71 | 101 | A | Northern Colo. | 51 62 | | |
| | | | | | | | | 74 | H | Wyoming | 60 68 | 101 | H | Northern Colo. | 65 58 | | |
| | | | | | | | | 85 | A | Montana | 58 49 | 135 | A | Idaho St. | 55 63 | | |
| | | | | | | | | 99 | A | Eastern Wash. | 73 60 | 135 | H | Idaho St. | 46 65 | | |
| | | | | | | | | 99 | H | Eastern Wash. | 59 68 | 149 | H | Sacramento St. | 65 69 | | |
| | | | | | | | | | | | | 153 | A | Utah St. | 71 65 | | |
| | | | | | | | | | | | | 166 | N | Clemson | 58 52 | | |
| | | | | | | | | | | | | 209 | A | Portland St. | 81 74 | | |
| | | | | | | | | | | | | 209 | H | Portland St. | 72 75 | | |
| | | | | | | | | | | | | 213 | H | Tennessee St. | 65 55 | | |
| | | | | | | | | | | | | 216 | A | Denver | 73 55 | | |
| | | | | | | | | | | | | 231 | A | North Dakota | 55 62 | | |
| | | | | | | | | | | | | 231 | H | North Dakota | 64 49 | | |
| | | | | | | | | | | | | 240 | A | Colorado St. | 58 53 | | |
| | | | | | | | | | | | | 244 | A | Southern Utah | 65 59 | | |
| | | | | | | | | | | | | 287 | H | Northern Ariz. | 69 52 | | |
| | | | | | | | | | | | | 328 | A | Weber St. | 67 37 | | |
| | | | | | | | | | | | | 328 | H | Weber St. | 69 65 | | |
| LAST 12 Division I GAMES: | | | | | | | | | | | | | | | | | |
| | | | | 328 | H | Weber St. | 69 65 | 135 | A | Idaho St. | 55 63 | | | | | | |
| | | | | 135 | H | Idaho St. | 46 65 | 328 | A | Weber St. | 67 37 | | | | | | |
| | | | | 101 | A | Northern Colo. | 51 62 | 85 | A | Montana | 58 49 | | | | | | |
| | | | | 231 | A | North Dakota | 55 62 | 244 | A | Southern Utah | 65 59 | | | | | | |
| | | | | 209 | H | Portland St. | 72 75 | 231 | H | North Dakota | 64 49 | | | | | | |
| | | | | 99 | H | Eastern Wash. | 59 68 | 101 | H | Northern Colo. | 65 58 | | | | | | |

| | | | |
|------------------|-----------------|----|----|
| Non-Div I Games: | Montana Western | 81 | 49 |
|------------------|-----------------|----|----|

Mont. St. Billings 54 57

Montana St.

Loss, Non-Conf, S Site, H Home A Away N Neutral

| | | | | | | | | | |
|------------------------------|----------|-----------|----------------|-------------|---------------|----------|------|-------|-----------|
| Average RPI Win: 285 | WON-LOST | WINNING | LAST 12 | STRENGTH OF | OPP. STRENGTH | TEAM | ADJ. | CONF. | ADJ CONF. |
| Average RPI Loss: 178 | RECORD | PCT. RANK | GAMES | SCHEDULE | OF SCHEDULE | RPI | RPI | RPI | RPI |
| DIV. I ONLY | 8- 18 | 283 | 5- 7 | 300 | 271 | 303 | 303 | 28 | 28 |
| DIV. I NON-CONF. | 3- 10 | 296 | 0- 0 | 281 | 218 | 313 | 313 | 29 | 29 |
| TOTALS | RPI 1-25 | RPI 26-50 | W-L RECORDS | RPI 51-100 | RPI 101-150 | RPI 150+ | | | |
| 8- 18 | 0- 1 | 0- 0 | OVERALL | 0- 2 | 1- 1 | 7- 14 | | | |
| 4- 8 | 0- 0 | 0- 0 | HOME | 0- 1 | 0- 1 | 4- 6 | | | |
| 4- 10 | 0- 1 | 0- 0 | AWAY | 0- 1 | 1- 0 | 3- 8 | | | |
| 0- 0 | 0- 0 | 0- 0 | NEUTRAL | 0- 0 | 0- 0 | 0- 0 | | | |
| 3- 10 | 0- 1 | 0- 0 | NON-CONFERENCE | 0- 2 | 1- 0 | 2- 7 | | | |
| 2- 3 | 0- 0 | 0- 0 | HOME | 0- 1 | 0- 0 | 2- 2 | | | |
| 1- 7 | 0- 1 | 0- 0 | AWAY | 0- 1 | 1- 0 | 0- 5 | | | |
| 0- 0 | 0- 0 | 0- 0 | NEUTRAL | 0- 0 | 0- 0 | 0- 0 | | | |
| 5- 8 | 0- 0 | 0- 0 | CONFERENCE | 0- 0 | 0- 1 | 5- 7 | | | |
| 2- 5 | 0- 0 | 0- 0 | HOME | 0- 0 | 0- 1 | 2- 4 | | | |
| 3- 3 | 0- 0 | 0- 0 | AWAY | 0- 0 | 0- 0 | 3- 3 | | | |
| 0- 0 | 0- 0 | 0- 0 | NEUTRAL | 0- 0 | 0- 0 | 0- 0 | | | |

| RPI 1-25 | | | | RPI 26-50 | | | | RPI 51-100 | | | | RPI 101+ Team's RPI: 303 | | | |
|---------------------------|---|------------------|--------------|-----------|---|-------------------|--------------|------------|---|--------------|--------------|--------------------------|---|-------------------|--------------|
| RPI | S | Opponent | Score | RPI | S | Opponent | Score | RPI | S | Opponent | Score | RPI | S | Opponent | Score |
| 9 | A | Kentucky | 37 73 | | | | | 70 | A | Illinois St. | 45 62 | 102 | H | Eastern Ill. | 58 78 |
| | | | | | | | | 89 | H | Western Ky. | 38 62 | 133 | A | UAB | 57 50 |
| | | | | | | | | | | | | 155 | A | UT Martin | 56 75 |
| | | | | | | | | | | | | 169 | A | Cincinnati | 45 55 |
| | | | | | | | | | | | | 183 | A | Eastern Ky. | 52 62 |
| | | | | | | | | | | | | 183 | H | Eastern Ky. | 64 66 |
| | | | | | | | | | | | | 184 | H | Tennessee Tech | 70 84 |
| | | | | | | | | | | | | 187 | A | Belmont | 45 59 |
| | | | | | | | | | | | | 187 | H | Belmont | 45 88 |
| | | | | | | | | | | | | 196 | A | Xavier | 58 73 |
| | | | | | | | | | | | | 200 | H | SIU Edwardsville | 75 72 |
| | | | | | | | | | | | | 207 | A | Wright St. | 46 53 |
| | | | | | | | | | | | | 213 | H | Tennessee St. | 56 68 |
| | | | | | | | | | | | | 242 | A | Georgia St. | 47 61 |
| | | | | | | | | | | | | 248 | H | East Tenn. St. | 53 57 |
| | | | | | | | | | | | | 260 | H | Northern Ill. | 46 76 |
| | | | | | | | | | | | | 281 | A | Southeast Mo. St. | 70 64 |
| | | | | | | | | | | | | 305 | A | Austin Peay | 77 71 |
| | | | | | | | | | | | | 323 | A | Ohio | 72 79 |
| | | | | | | | | | | | | 335 | H | Kennesaw St. | 50 49 |
| | | | | | | | | | | | | 337 | H | Kent St. | 51 50 |
| | | | | | | | | | | | | 343 | A | Jacksonville St. | 70 59 |
| | | | | | | | | | | | | 343 | H | Jacksonville St. | 68 54 |
| LAST 12 Division I GAMES: | | | | | | | | | | | | | | | |
| 343 | H | Jacksonville St. | 68 54 | 213 | H | Tennessee St. | 56 68 | | | | | | | | |
| 184 | H | Tennessee Tech | 70 84 | 281 | A | Southeast Mo. St. | 70 64 | | | | | | | | |
| 183 | H | Eastern Ky. | 64 66 | 155 | A | UT Martin | 56 75 | | | | | | | | |
| 187 | A | Belmont | 45 59 | 305 | A | Austin Peay | 77 71 | | | | | | | | |
| 343 | A | Jacksonville St. | 70 59 | 183 | A | Eastern Ky. | 52 62 | | | | | | | | |
| 187 | H | Belmont | 45 88 | 200 | H | SIU Edwardsville | 75 72 | | | | | | | | |

Non-Div I Games: Bethel (TN) 72 57

Morehead St.

| | | | | | | | | | | |
|-------------------|----------|-----------|----------------|------------|-------------|---------------|------|------|-------|-----------|
| Average RPI Win: | 292 | WON-LOST | WINNING | LAST 12 | STRENGTH OF | OPP. STRENGTH | TEAM | ADJ. | CONF. | ADJ CONF. |
| Average RPI Loss: | 185 | RECORD | PCT. RANK | GAMES | SCHEDULE | OF SCHEDULE | RPI | RPI | RPI | RPI |
| DIV. I ONLY | 9- 17 | 258 | 5- 7 | 287 | 322 | 291 | 291 | 30 | 30 | |
| DIV. I NON-CONF. | 3- 10 | 296 | 0- 0 | 231 | 318 | 319 | 319 | 30 | 30 | |
| TOTALS | RPI 1-25 | RPI 26-50 | W-L RECORDS | RPI 51-100 | RPI 101-150 | RPI 150+ | | | | |
| 9- 17 | 0- 0 | 0- 0 | OVERALL | 0- 3 | 0- 4 | 9- 10 | | | | |
| 6- 5 | 0- 0 | 0- 0 | HOME | 0- 1 | 0- 1 | 6- 3 | | | | |
| 3- 12 | 0- 0 | 0- 0 | AWAY | 0- 0 | 0- 0 | 3- 0 | | | | |
| 0- 0 | 0- 0 | 0- 0 | NEUTRAL | 0- 0 | 0- 0 | 0- 0 | | | | |
| 3- 10 | 0- 0 | 0- 0 | NON-CONFERENCE | 0- 1 | 0- 1 | 3- 8 | | | | |
| 3- 3 | 0- 0 | 0- 0 | HOME | 0- 0 | 0- 0 | 3- 3 | | | | |
| 0- 7 | 0- 0 | 0- 0 | AWAY | 0- 1 | 0- 1 | 0- 5 | | | | |
| 0- 0 | 0- 0 | 0- 0 | NEUTRAL | 0- 0 | 0- 0 | 0- 0 | | | | |
| 6- 7 | 0- 0 | 0- 0 | CONFERENCE | 0- 2 | 0- 3 | 6- 2 | | | | |
| 3- 2 | 0- 0 | 0- 0 | HOME | 0- 1 | 0- 1 | 3- 0 | | | | |
| 3- 5 | 0- 0 | 0- 0 | AWAY | 0- 1 | 0- 2 | 3- 2 | | | | |
| 0- 0 | 0- 0 | 0- 0 | NEUTRAL | 0- 0 | 0- 0 | 0- 0 | | | | |

| RPI 1-25 | | | RPI 26-50 | | | RPI 51-100 | | | | RPI 101+ | | | Team's RPI: 291 | | |
|---------------------------|---|----------|-----------|-----|---|--------------|-------|-----|---|----------|-------|-----|-----------------|--------------------|-------|
| RPI | S | Opponent | Score | RPI | S | Opponent | Score | RPI | S | Opponent | Score | RPI | S | Opponent | Score |
| | | | | | | | | 72 | A | Fordham | 56 72 | 105 | A | Missouri | 50 75 |
| | | | | | | | | 88 | A | Hampton | 60 66 | 121 | H | South Carolina St. | 74 83 |
| | | | | | | | | 88 | H | Hampton | 60 81 | 140 | A | N.C. A&T | 73 90 |
| | | | | | | | | | | | | 150 | A | Howard | 33 68 |
| | | | | | | | | | | | | 160 | H | George Washington | 40 75 |
| | | | | | | | | | | | | 161 | H | Army | 59 63 |
| | | | | | | | | | | | | 178 | A | Elon | 54 74 |
| | | | | | | | | | | | | 186 | A | Penn | 73 79 |
| | | | | | | | | | | | | 218 | H | Bucknell | 64 72 |
| | | | | | | | | | | | | 226 | H | Stony Brook | 66 63 |
| | | | | | | | | | | | | 253 | A | Coppin St. | 74 61 |
| | | | | | | | | | | | | 253 | H | Coppin St. | 70 63 |
| | | | | | | | | | | | | 264 | A | Cornell | 73 77 |
| | | | | | | | | | | | | 271 | A | George Mason | 54 65 |
| | | | | | | | | | | | | 275 | H | UMBC | 72 61 |
| | | | | | | | | | | | | 279 | A | Towson | 57 61 |
| | | | | | | | | | | | | 293 | A | Delaware St. | 69 67 |
| | | | | | | | | | | | | 315 | H | Savannah St. | 68 50 |
| | | | | | | | | | | | | 332 | A | Norfolk St. | 68 81 |
| | | | | | | | | | | | | 332 | H | Norfolk St. | 57 48 |
| | | | | | | | | | | | | 334 | A | UMES | 50 54 |
| | | | | | | | | | | | | 338 | A | N.C. Central | 55 39 |
| | | | | | | | | | | | | 340 | H | Columbia | 60 51 |
| LAST 12 Division I GAMES: | | | | | | | | | | | | | | | |
| | | | | 293 | A | Delaware St. | 69 67 | | | | | 338 | A | N.C. Central | 55 39 |
| | | | | 334 | A | UMES | 50 54 | | | | | 140 | A | N.C. A&T | 73 90 |
| | | | | 150 | A | Howard | 33 68 | | | | | 332 | A | Norfolk St. | 68 81 |
| | | | | 253 | A | Coppin St. | 74 61 | | | | | 88 | A | Hampton | 60 66 |
| | | | | 332 | H | Norfolk St. | 57 48 | | | | | 315 | H | Savannah St. | 68 50 |
| | | | | 88 | H | Hampton | 60 81 | | | | | 121 | H | South Carolina St. | 74 83 |

Non-Div I Games:

Morgan St.

■ Loss,
 ■ Non-Conf,
 ■ S Site,
 ■ Home
 ■ A Away
 N Neutral

| | | | | | | | | | | |
|-------------------|----------|-----------|----------------|------------|-------------|---------------|------|------|-------|-----------|
| Average RPI Win: | 250 | WON-LOST | WINNING | LAST 12 | STRENGTH OF | OPP. STRENGTH | TEAM | ADJ. | CONF. | ADJ CONF. |
| Average RPI Loss: | 171 | RECORD | PCT. RANK | GAMES | SCHEDULE | OF SCHEDULE | RPI | RPI | RPI | RPI |
| DIV. I ONLY | 12- 14 | 176 | 6- 6 | 238 | 290 | 233 | 233 | 24 | 24 | |
| DIV. I NON-CONF. | 4- 7 | 231 | 0- 0 | 148 | 235 | 208 | 208 | 22 | 22 | |
| TOTALS | RPI 1-25 | RPI 26-50 | W-L RECORDS | RPI 51-100 | RPI 101-150 | RPI 150+ | | | | |
| 12- 14 | 0- 1 | 0- 1 | OVERALL | 0- 0 | 1- 4 | 11- 8 | | | | |
| 6- 7 | 0- 0 | 0- 1 | HOME | 0- 0 | 1- 2 | 5- 4 | | | | |
| 6- 7 | 0- 1 | 0- 0 | AWAY | 0- 0 | 0- 2 | 6- 4 | | | | |
| 0- 0 | 0- 0 | 0- 0 | NEUTRAL | 0- 0 | 0- 0 | 0- 0 | | | | |
| 4- 7 | 0- 1 | 0- 0 | NON-CONFERENCE | 0- 0 | 1- 2 | 3- 4 | | | | |
| 2- 3 | 0- 0 | 0- 0 | HOME | 0- 0 | 1- 1 | 1- 2 | | | | |
| 2- 4 | 0- 1 | 0- 0 | AWAY | 0- 0 | 0- 1 | 2- 2 | | | | |
| 0- 0 | 0- 0 | 0- 0 | NEUTRAL | 0- 0 | 0- 0 | 0- 0 | | | | |
| 8- 7 | 0- 0 | 0- 1 | CONFERENCE | 0- 0 | 0- 2 | 8- 4 | | | | |
| 4- 4 | 0- 0 | 0- 1 | HOME | 0- 0 | 0- 1 | 4- 2 | | | | |
| 4- 3 | 0- 0 | 0- 0 | AWAY | 0- 0 | 0- 1 | 4- 2 | | | | |
| 0- 0 | 0- 0 | 0- 0 | NEUTRAL | 0- 0 | 0- 0 | 0- 0 | | | | |

| RPI 1-25 | | | | RPI 26-50 | | | | RPI 51-100 | | | | RPI 101+ Team's RPI: 233 | | | |
|---------------------------|---|----------------------|-------|-----------|---|----------------------|-------|------------|---|----------|-------|--------------------------|---|----------------------|-------|
| RPI | S | Opponent | Score | RPI | S | Opponent | Score | RPI | S | Opponent | Score | RPI | S | Opponent | Score |
| 10 | A | Maryland | 47 88 | 44 | H | Quinnipiac | 55 78 | | | | | 106 | H | Sacred Heart | 50 58 |
| | | | | | | | | | | | | 112 | H | Navy | 53 45 |
| | | | | | | | | | | | | 123 | H | American | 46 48 |
| | | | | | | | | | | | | 130 | A | Saint Francis (PA) | 59 83 |
| | | | | | | | | | | | | 150 | A | Howard | 52 77 |
| | | | | | | | | | | | | 173 | H | Campbell | 48 54 |
| | | | | | | | | | | | | 188 | A | Rider | 70 67 |
| | | | | | | | | | | | | 190 | H | Monmouth | 70 51 |
| | | | | | | | | | | | | 202 | H | Lehigh | 57 66 |
| | | | | | | | | | | | | 206 | A | Seton Hall | 74 64 |
| | | | | | | | | | | | | 211 | A | Central Conn. St. | 73 77 |
| | | | | | | | | | | | | 211 | H | Central Conn. St. | 50 48 |
| | | | | | | | | | | | | 218 | A | Bucknell | 43 55 |
| | | | | | | | | | | | | 235 | A | Pittsburgh | 49 67 |
| | | | | | | | | | | | | 250 | A | St. Francis Brooklyn | 49 45 |
| | | | | | | | | | | | | 250 | H | St. Francis Brooklyn | 49 48 |
| | | | | | | | | | | | | 251 | H | Fairleigh Dickinson | 60 69 |
| | | | | | | | | | | | | 267 | A | Robert Morris | 59 61 |
| | | | | | | | | | | | | 273 | A | Bryant | 86 84 |
| | | | | | | | | | | | | 273 | H | Bryant | 62 69 |
| | | | | | | | | | | | | 324 | A | LIU Brooklyn | 66 41 |
| | | | | | | | | | | | | 333 | A | Wagner | 54 42 |
| | | | | | | | | | | | | 333 | H | Wagner | 73 58 |
| | | | | | | | | | | | | 334 | H | UMES | 62 58 |
| LAST 12 Division I GAMES: | | | | | | | | | | | | | | | |
| 250 | H | St. Francis Brooklyn | 49 48 | 106 | H | Sacred Heart | 50 58 | | | | | | | | |
| 273 | H | Bryant | 62 69 | 333 | H | Wagner | 73 58 | | | | | | | | |
| 211 | H | Central Conn. St. | 50 48 | 267 | A | Robert Morris | 59 61 | | | | | | | | |
| 333 | A | Wagner | 54 42 | 211 | A | Central Conn. St. | 73 77 | | | | | | | | |
| 130 | A | Saint Francis (PA) | 59 83 | 273 | A | Bryant | 86 84 | | | | | | | | |
| 44 | H | Quinnipiac | 55 78 | 250 | A | St. Francis Brooklyn | 49 45 | | | | | | | | |

Non-Div I Games:

Mt. St. Mary's

■ Loss,
 ■ Non-Conf,
 ■ S Site,
 ■ H Home
 ■ A Away
 N Neutral

| Average RPI Win: | 251 | WON-LOST | WINNING | LAST 12 | STRENGTH OF | OPP. STRENGTH | TEAM | ADJ. | CONF. | ADJ CONF. |
|-------------------|----------|-----------|----------------|------------|-------------|---------------|------|------|-------|-----------|
| Average RPI Loss: | 161 | RECORD | PCT. RANK | GAMES | SCHEDULE | OF SCHEDULE | RPI | RPI | RPI | RPI |
| DIV. I ONLY | 14- 11 | 128 | 7- 5 | 307 | 260 | 221 | 221 | 28 | 28 | |
| DIV. I NON-CONF. | 7- 4 | 103 | 1- 0 | 327 | 246 | 221 | 221 | 29 | 29 | |
| TOTALS | RPI 1-25 | RPI 26-50 | W-L RECORDS | RPI 51-100 | RPI 101-150 | RPI 150+ | | | | |
| 14- 11 | 0- 0 | 0- 0 | OVERALL | 0- 2 | 1- 2 | 13- 7 | | | | |
| 8- 6 | 0- 0 | 0- 0 | HOME | 0- 1 | 1- 0 | 7- 5 | | | | |
| 6- 5 | 0- 0 | 0- 0 | AWAY | 0- 1 | 0- 2 | 6- 2 | | | | |
| 0- 0 | 0- 0 | 0- 0 | NEUTRAL | 0- 0 | 0- 0 | 0- 0 | | | | |
| 7- 4 | 0- 0 | 0- 0 | NON-CONFERENCE | 0- 2 | 0- 1 | 7- 1 | | | | |
| 5- 2 | 0- 0 | 0- 0 | HOME | 0- 1 | 0- 0 | 5- 1 | | | | |
| 2- 2 | 0- 0 | 0- 0 | AWAY | 0- 1 | 0- 1 | 2- 0 | | | | |
| 0- 0 | 0- 0 | 0- 0 | NEUTRAL | 0- 0 | 0- 0 | 0- 0 | | | | |
| 7- 7 | 0- 0 | 0- 0 | CONFERENCE | 0- 0 | 1- 1 | 6- 6 | | | | |
| 3- 4 | 0- 0 | 0- 0 | HOME | 0- 0 | 1- 0 | 2- 4 | | | | |
| 4- 3 | 0- 0 | 0- 0 | AWAY | 0- 0 | 0- 1 | 4- 2 | | | | |
| 0- 0 | 0- 0 | 0- 0 | NEUTRAL | 0- 0 | 0- 0 | 0- 0 | | | | |

| RPI 1-25 | | | | RPI 26-50 | | | | RPI 51-100 | | | | RPI 101+ | | | | Team's RPI: 221 | |
|---------------------------|---|----------|-------|-----------|---|------------------|-------|------------|---|---------------|-------|----------|---|-------------------|-------|-----------------|--|
| RPI | S | Opponent | Score | RPI | S | Opponent | Score | RPI | S | Opponent | Score | RPI | S | Opponent | Score | | |
| | | | | | | | | 82 | A | James Madison | 51 71 | 102 | A | Eastern Ill. | 59 73 | | |
| | | | | | | | | 89 | H | Western Ky. | 69 80 | 102 | H | Eastern Ill. | 68 58 | | |
| | | | | | | | | | | | | 105 | A | Missouri | 55 69 | | |
| | | | | | | | | | | | | 155 | A | UT Martin | 82 72 | | |
| | | | | | | | | | | | | 155 | H | UT Martin | 60 72 | | |
| | | | | | | | | | | | | 175 | H | Indiana | 62 63 | | |
| | | | | | | | | | | | | 183 | H | Eastern Ky. | 49 69 | | |
| | | | | | | | | | | | | 184 | A | Tennessee Tech | 68 52 | | |
| | | | | | | | | | | | | 187 | H | Belmont | 50 59 | | |
| | | | | | | | | | | | | 193 | H | Evansville | 76 62 | | |
| | | | | | | | | | | | | 200 | A | SIU Edwardsville | 68 79 | | |
| | | | | | | | | | | | | 200 | H | SIU Edwardsville | 81 68 | | |
| | | | | | | | | | | | | 201 | H | Ball St. | 63 53 | | |
| | | | | | | | | | | | | 213 | H | Tennessee St. | 61 67 | | |
| | | | | | | | | | | | | 238 | A | Longwood | 76 68 | | |
| | | | | | | | | | | | | 281 | A | Southeast Mo. St. | 58 70 | | |
| | | | | | | | | | | | | 299 | H | Alabama A&M | 69 54 | | |
| | | | | | | | | | | | | 305 | A | Austin Peay | 77 72 | | |
| | | | | | | | | | | | | 305 | H | Austin Peay | 65 61 | | |
| | | | | | | | | | | | | 313 | H | Southern Ill. | 67 55 | | |
| | | | | | | | | | | | | 330 | H | Lipscomb | 63 55 | | |
| | | | | | | | | | | | | 343 | A | Jacksonville St. | 68 58 | | |
| | | | | | | | | | | | | 345 | A | New Orleans | 69 56 | | |
| LAST 12 Division I GAMES: | | | | | | | | | | | | | | | | | |
| | | | | 155 | H | UT Martin | 60 72 | | | | | 184 | A | Tennessee Tech | 68 52 | | |
| | | | | 200 | A | SIU Edwardsville | 68 79 | | | | | 343 | A | Jacksonville St. | 68 58 | | |
| | | | | 102 | A | Eastern Ill. | 59 73 | | | | | 102 | H | Eastern Ill. | 68 58 | | |
| | | | | 213 | H | Tennessee St. | 61 67 | | | | | 200 | H | SIU Edwardsville | 81 68 | | |
| | | | | 345 | A | New Orleans | 69 56 | | | | | 187 | H | Belmont | 50 59 | | |
| | | | | 305 | H | Austin Peay | 65 61 | | | | | 305 | A | Austin Peay | 77 72 | | |

Non-Div I Games: Mid-Continent 110 28

Murray St.

| | | | | | | | | | | |
|-------------------|----------|-----------|----------------|------------|-------------|---------------|------|------|-------|-----------|
| Average RPI Win: | 263 | WON-LOST | WINNING | LAST 12 | STRENGTH OF | OPP. STRENGTH | TEAM | ADJ. | CONF. | ADJ CONF. |
| Average RPI Loss: | 138 | RECORD | PCT. RANK | GAMES | SCHEDULE | OF SCHEDULE | RPI | RPI | RPI | RPI |
| DIV. I ONLY | 17- 8 | 73 | 9- 3 | 308 | 276 | 140 | 140 | 30 | 30 | |
| DIV. I NON-CONF. | 7- 5 | 130 | 0- 0 | 139 | 120 | 92 | 92 | 30 | 30 | |
| TOTALS | RPI 1-25 | RPI 26-50 | W-L RECORDS | RPI 51-100 | RPI 101-150 | RPI 150+ | | | | |
| 17- 8 | 0- 1 | 0- 0 | OVERALL | 1- 2 | 0- 3 | 16- 2 | | | | |
| 9- 2 | 0- 0 | 0- 0 | HOME | 0- 1 | 0- 1 | 9- 0 | | | | |
| 8- 6 | 0- 1 | 0- 0 | AWAY | 1- 1 | 0- 2 | 7- 2 | | | | |
| 0- 0 | 0- 0 | 0- 0 | NEUTRAL | 0- 0 | 0- 0 | 0- 0 | | | | |
| 7- 5 | 0- 1 | 0- 0 | NON-CONFERENCE | 1- 2 | 0- 1 | 6- 1 | | | | |
| 4- 1 | 0- 0 | 0- 0 | HOME | 0- 1 | 0- 0 | 4- 0 | | | | |
| 3- 4 | 0- 1 | 0- 0 | AWAY | 1- 1 | 0- 1 | 2- 1 | | | | |
| 0- 0 | 0- 0 | 0- 0 | NEUTRAL | 0- 0 | 0- 0 | 0- 0 | | | | |
| 10- 3 | 0- 0 | 0- 0 | CONFERENCE | 0- 0 | 0- 2 | 10- 1 | | | | |
| 5- 1 | 0- 0 | 0- 0 | HOME | 0- 0 | 0- 1 | 5- 0 | | | | |
| 5- 2 | 0- 0 | 0- 0 | AWAY | 0- 0 | 0- 1 | 5- 1 | | | | |
| 0- 0 | 0- 0 | 0- 0 | NEUTRAL | 0- 0 | 0- 0 | 0- 0 | | | | |

| RPI 1-25 | | | | RPI 26-50 | | | | RPI 51-100 | | | | RPI 101+ Team's RPI: 140 | | | |
|---------------------------|---|--------------------|-------|-----------|---|-----------------|-------|------------|---|-----------|-------|--------------------------|---|--------------------|-------|
| RPI | S | Opponent | Score | RPI | S | Opponent | Score | RPI | S | Opponent | Score | RPI | S | Opponent | Score |
| 15 | A | Nebraska | 50 68 | | | | | 53 | H | Charlotte | 47 57 | 121 | A | South Carolina St. | 57 68 |
| | | | | | | | | 67 | A | Liberty | 60 56 | 124 | A | Virginia Tech | 39 58 |
| | | | | | | | | 98 | A | Richmond | 63 76 | 150 | H | Howard | 42 44 |
| | | | | | | | | | | | | 160 | H | George Washington | 67 56 |
| | | | | | | | | | | | | 164 | H | Iona | 66 57 |
| | | | | | | | | | | | | 178 | H | Elon | 75 65 |
| | | | | | | | | | | | | 234 | A | Neb. Omaha | 44 58 |
| | | | | | | | | | | | | 253 | H | Coppin St. | 70 64 |
| | | | | | | | | | | | | 265 | A | Siena | 49 47 |
| | | | | | | | | | | | | 284 | H | William & Mary | 85 78 |
| | | | | | | | | | | | | 288 | A | Florida A&M | 73 52 |
| | | | | | | | | | | | | 288 | H | Florida A&M | 69 50 |
| | | | | | | | | | | | | 291 | H | Morgan St. | 90 73 |
| | | | | | | | | | | | | 293 | A | Delaware St. | 75 53 |
| | | | | | | | | | | | | 297 | A | UNC Wilmington | 56 47 |
| | | | | | | | | | | | | 312 | A | Bethune-Cookman | 64 69 |
| | | | | | | | | | | | | 312 | H | Bethune-Cookman | 56 31 |
| | | | | | | | | | | | | 315 | A | Savannah St. | 67 45 |
| | | | | | | | | | | | | 334 | A | UMES | 67 55 |
| | | | | | | | | | | | | 338 | A | N.C. Central | 60 33 |
| | | | | | | | | | | | | 338 | H | N.C. Central | 67 27 |
| LAST 12 Division I GAMES: | | | | | | | | | | | | | | | |
| 338 | A | N.C. Central | 60 33 | 334 | A | UMES | 67 55 | | | | | | | | |
| 315 | A | Savannah St. | 67 45 | 253 | H | Coppin St. | 70 64 | | | | | | | | |
| 121 | A | South Carolina St. | 57 68 | 291 | H | Morgan St. | 90 73 | | | | | | | | |
| 288 | H | Florida A&M | 69 50 | 150 | H | Howard | 42 44 | | | | | | | | |
| 312 | H | Bethune-Cookman | 56 31 | 288 | A | Florida A&M | 73 52 | | | | | | | | |
| 293 | A | Delaware St. | 75 53 | 312 | A | Bethune-Cookman | 64 69 | | | | | | | | |

Non-Div I Games: Winston-Salem 56 43

N.C. A&T

■ Loss,
 ■ Non-Conf,
 ■ S Site,
 ■ Home
 ■ A Away
 N Neutral

N.C. Central

Through Games Of Sunday, February 24, 2013

| Average RPI Win: | 315 | WON-LOST | WINNING | LAST 12 | STRENGTH OF | OPP. STRENGTH | TEAM | ADJ. | CONF. | ADJ CONF. |
|-------------------|----------|-----------|----------------|------------|-------------|---------------|------|------|-------|-----------|
| Average RPI Loss: | 219 | RECORD | PCT. RANK | GAMES | SCHEDULE | OF SCHEDULE | RPI | RPI | RPI | RPI |
| DIV. I ONLY | 1- 25 | 342 | 1- 11 | 267 | 337 | 338 | 338 | 30 | 30 | |
| DIV. I NON-CONF. | 0- 13 | 337 | 0- 0 | 174 | 327 | 335 | 335 | 30 | 30 | |
| TOTALS | RPI 1-25 | RPI 26-50 | W-L RECORDS | RPI 51-100 | RPI 101-150 | RPI 150+ | | | | |
| 1- 25 | 0- 1 | 0- 0 | OVERALL | 0- 2 | 0- 7 | 1- 15 | | | | |
| 0- 9 | 0- 0 | 0- 0 | HOME | 0- 0 | 0- 4 | 0- 5 | | | | |
| 1- 16 | 0- 1 | 0- 0 | AWAY | 0- 2 | 0- 3 | 1- 10 | | | | |
| 0- 0 | 0- 0 | 0- 0 | NEUTRAL | 0- 0 | 0- 0 | 0- 0 | | | | |
| 0- 13 | 0- 1 | 0- 0 | NON-CONFERENCE | 0- 2 | 0- 3 | 0- 7 | | | | |
| 0- 3 | 0- 0 | 0- 0 | HOME | 0- 0 | 0- 2 | 0- 1 | | | | |
| 0- 10 | 0- 1 | 0- 0 | AWAY | 0- 2 | 0- 1 | 0- 6 | | | | |
| 0- 0 | 0- 0 | 0- 0 | NEUTRAL | 0- 0 | 0- 0 | 0- 0 | | | | |
| 1- 12 | 0- 0 | 0- 0 | CONFERENCE | 0- 0 | 0- 4 | 1- 8 | | | | |
| 0- 6 | 0- 0 | 0- 0 | HOME | 0- 0 | 0- 2 | 0- 4 | | | | |
| 1- 6 | 0- 0 | 0- 0 | AWAY | 0- 0 | 0- 2 | 1- 4 | | | | |
| 0- 0 | 0- 0 | 0- 0 | NEUTRAL | 0- 0 | 0- 0 | 0- 0 | | | | |

| RPI 1-25 | | | | RPI 26-50 | | | | RPI 51-100 | | | | RPI 101+ Team's RPI: 338 | | | |
|---------------------------|---|--------------------|-------|-----------|---|-----------------|-------|------------|---|---------------|-------|--------------------------|---|--------------------|-------|
| RPI | S | Opponent | Score | RPI | S | Opponent | Score | RPI | S | Opponent | Score | RPI | S | Opponent | Score |
| 18 | A | North Carolina | 21 49 | | | | | 53 | A | Charlotte | 31 80 | 115 | H | Winthrop | 44 63 |
| | | | | | | | | 78 | A | East Carolina | 28 65 | 117 | A | Old Dominion | 33 59 |
| | | | | | | | | | | | | 121 | A | South Carolina St. | 39 40 |
| | | | | | | | | | | | | 140 | A | N.C. A&T | 27 67 |
| | | | | | | | | | | | | 140 | H | N.C. A&T | 33 60 |
| | | | | | | | | | | | | 143 | H | Presbyterian | 37 49 |
| | | | | | | | | | | | | 150 | H | Howard | 30 56 |
| | | | | | | | | | | | | 173 | A | Campbell | 51 67 |
| | | | | | | | | | | | | 253 | H | Coppin St. | 38 53 |
| | | | | | | | | | | | | 285 | A | Coastal Caro. | 39 58 |
| | | | | | | | | | | | | 288 | A | Florida A&M | 35 52 |
| | | | | | | | | | | | | 288 | H | Florida A&M | 50 63 |
| | | | | | | | | | | | | 291 | H | Morgan St. | 39 55 |
| | | | | | | | | | | | | 293 | A | Delaware St. | 49 58 |
| | | | | | | | | | | | | 297 | A | UNC Wilmington | 45 59 |
| | | | | | | | | | | | | 312 | A | Bethune-Cookman | 32 55 |
| | | | | | | | | | | | | 312 | H | Bethune-Cookman | 34 51 |
| | | | | | | | | | | | | 314 | A | Gardner-Webb | 32 54 |
| | | | | | | | | | | | | 315 | A | Savannah St. | 43 38 |
| | | | | | | | | | | | | 316 | A | Western Caro. | 55 67 |
| | | | | | | | | | | | | 317 | A | UNC Greensboro | 39 49 |
| | | | | | | | | | | | | 320 | H | Wofford | 39 50 |
| | | | | | | | | | | | | 334 | A | UMES | 53 72 |
| LAST 12 Division I GAMES: | | | | | | | | | | | | | | | |
| 140 | H | N.C. A&T | 33 60 | 293 | A | Delaware St. | 49 58 | | | | | | | | |
| 121 | A | South Carolina St. | 39 40 | 291 | H | Morgan St. | 39 55 | | | | | | | | |
| 315 | A | Savannah St. | 43 38 | 253 | H | Coppin St. | 38 53 | | | | | | | | |
| 312 | H | Bethune-Cookman | 34 51 | 150 | H | Howard | 30 56 | | | | | | | | |
| 288 | H | Florida A&M | 50 63 | 312 | A | Bethune-Cookman | 32 55 | | | | | | | | |
| 334 | A | UMES | 53 72 | 288 | A | Florida A&M | 35 52 | | | | | | | | |

Non-Div I Games:

N.C. Central

Loss, Non-Conf, S Site, H Home A Away N Neutral

| | | | | | | | | | | |
|-------------------|----------|-----------|----------------|------------|-------------|---------------|------|------|-------|-----------|
| Average RPI Win: | 292 | WON-LOST | WINNING | LAST 12 | STRENGTH OF | OPP. STRENGTH | TEAM | ADJ. | CONF. | ADJ CONF. |
| Average RPI Loss: | 195 | RECORD | PCT. RANK | GAMES | SCHEDULE | OF SCHEDULE | RPI | RPI | RPI | RPI |
| DIV. I ONLY | 10- 15 | 226 | 5- 7 | 329 | 314 | 292 | 292 | 33 | 33 | |
| DIV. I NON-CONF. | 6- 13 | 262 | 1- 5 | 264 | 224 | 279 | 279 | 33 | 33 | |
| TOTALS | RPI 1-25 | RPI 26-50 | W-L RECORDS | RPI 51-100 | RPI 101-150 | RPI 150+ | | | | |
| 10- 15 | 0- 1 | 0- 1 | OVERALL | 0- 1 | 0- 2 | 10- 10 | | | | |
| 7- 4 | 0- 0 | 0- 0 | HOME | 0- 0 | 0- 2 | 7- 2 | | | | |
| 3- 11 | 0- 1 | 0- 1 | AWAY | 0- 1 | 0- 0 | 3- 8 | | | | |
| 0- 0 | 0- 0 | 0- 0 | NEUTRAL | 0- 0 | 0- 0 | 0- 0 | | | | |
| 6- 13 | 0- 1 | 0- 1 | NON-CONFERENCE | 0- 1 | 0- 2 | 6- 8 | | | | |
| 4- 4 | 0- 0 | 0- 0 | HOME | 0- 0 | 0- 2 | 4- 2 | | | | |
| 2- 9 | 0- 1 | 0- 1 | AWAY | 0- 1 | 0- 0 | 2- 6 | | | | |
| 0- 0 | 0- 0 | 0- 0 | NEUTRAL | 0- 0 | 0- 0 | 0- 0 | | | | |
| 4- 2 | 0- 0 | 0- 0 | CONFERENCE | 0- 0 | 0- 0 | 4- 2 | | | | |
| 3- 0 | 0- 0 | 0- 0 | HOME | 0- 0 | 0- 0 | 3- 0 | | | | |
| 1- 2 | 0- 0 | 0- 0 | AWAY | 0- 0 | 0- 0 | 1- 2 | | | | |
| 0- 0 | 0- 0 | 0- 0 | NEUTRAL | 0- 0 | 0- 0 | 0- 0 | | | | |

| RPI 1-25 | | | | RPI 26-50 | | | | RPI 51-100 | | | | RPI 101+ Team's RPI: 292 | | | |
|---------------------------|---|-------------------|-------|-----------|---|-------------------|-------|------------|---|-------------|-------|--------------------------|---|----------------------|-------|
| RPI | S | Opponent | Score | RPI | S | Opponent | Score | RPI | S | Opponent | Score | RPI | S | Opponent | Score |
| 5 | A | Penn St. | 37 82 | 40 | A | St. John's (NY) | 37 55 | 75 | A | Albany (NY) | 41 76 | 116 | H | Northeastern | 45 59 |
| | | | | | | | | | | | | 150 | H | Howard | 33 46 |
| | | | | | | | | | | | | 188 | A | Rider | 53 51 |
| | | | | | | | | | | | | 202 | H | Lehigh | 45 46 |
| | | | | | | | | | | | | 206 | A | Seton Hall | 66 69 |
| | | | | | | | | | | | | 218 | A | Bucknell | 35 52 |
| | | | | | | | | | | | | 226 | H | Stony Brook | 34 59 |
| | | | | | | | | | | | | 229 | A | VCU | 52 64 |
| | | | | | | | | | | | | 250 | H | St. Francis Brooklyn | 73 61 |
| | | | | | | | | | | | | 251 | A | Fairleigh Dickinson | 58 67 |
| | | | | | | | | | | | | 270 | A | Colgate | 36 72 |
| | | | | | | | | | | | | 270 | H | Colgate | 53 51 |
| | | | | | | | | | | | | 293 | H | Delaware St. | 55 42 |
| | | | | | | | | | | | | 298 | A | Brown | 51 53 |
| | | | | | | | | | | | | 301 | H | Rhode Island | 48 44 |
| | | | | | | | | | | | | 304 | A | Utah Valley | 47 64 |
| | | | | | | | | | | | | 304 | H | Utah Valley | 49 46 |
| | | | | | | | | | | | | 318 | A | Tex.-Pan American | 81 75 |
| | | | | | | | | | | | | 318 | H | Tex.-Pan American | 60 55 |
| | | | | | | | | | | | | 331 | A | Saint Peter's | 62 35 |
| | | | | | | | | | | | | 342 | A | Chicago St. | 57 58 |
| | | | | | | | | | | | | 344 | H | Houston Baptist | 77 48 |
| LAST 12 Division I GAMES: | | | | | | | | | | | | | | | |
| 344 | H | Houston Baptist | 77 48 | 342 | A | Chicago St. | 57 58 | | | | | | | | |
| 304 | A | Utah Valley | 47 64 | 298 | A | Brown | 51 53 | | | | | | | | |
| 270 | H | Colgate | 53 51 | 318 | H | Tex.-Pan American | 60 55 | | | | | | | | |
| 318 | A | Tex.-Pan American | 81 75 | 218 | A | Bucknell | 35 52 | | | | | | | | |
| 304 | H | Utah Valley | 49 46 | 202 | H | Lehigh | 45 46 | | | | | | | | |
| 150 | H | Howard | 33 46 | 270 | A | Colgate | 36 72 | | | | | | | | |

Non-Div I Games: Rutgers-Newark 90 31 Centenary (NJ) 72 37

NJIT

Loss, Non-Conf, S Site, H Home A Away N Neutral

| | | | | | | | | | |
|------------------------------|----------|-----------|----------------|-------------|---------------|----------|------|-------|-----------|
| Average RPI Win: 220 | WON-LOST | WINNING | LAST 12 | STRENGTH OF | OPP. STRENGTH | TEAM | ADJ. | CONF. | ADJ CONF. |
| Average RPI Loss: 149 | RECORD | PCT. RANK | GAMES | SCHEDULE | OF SCHEDULE | RPI | RPI | RPI | RPI |
| DIV. I ONLY | 17- 10 | 94 | 10- 2 | 207 | 185 | 112 | 112 | 15 | 15 |
| DIV. I NON-CONF. | 7- 8 | 178 | 0- 0 | 276 | 189 | 230 | 230 | 19 | 19 |
| <hr/> | | | | | | | | | |
| TOTALS | RPI 1-25 | RPI 26-50 | W-L RECORDS | RPI 51-100 | RPI 101-150 | RPI 150+ | | | |
| 17- 10 | 0- 0 | 0- 1 | OVERALL | 1- 2 | 2- 1 | 14- 6 | | | |
| 10- 2 | 0- 0 | 0- 0 | HOME | 1- 0 | 1- 1 | 8- 1 | | | |
| 6- 7 | 0- 0 | 0- 1 | AWAY | 0- 2 | 1- 0 | 5- 4 | | | |
| 1- 1 | 0- 0 | 0- 0 | NEUTRAL | 0- 0 | 0- 0 | 1- 1 | | | |
| 7- 8 | 0- 0 | 0- 1 | NON-CONFERENCE | 1- 2 | 0- 1 | 6- 4 | | | |
| 5- 1 | 0- 0 | 0- 0 | HOME | 1- 0 | 0- 1 | 4- 0 | | | |
| 1- 6 | 0- 0 | 0- 1 | AWAY | 0- 2 | 0- 0 | 1- 3 | | | |
| 1- 1 | 0- 0 | 0- 0 | NEUTRAL | 0- 0 | 0- 0 | 1- 1 | | | |
| 10- 2 | 0- 0 | 0- 0 | CONFERENCE | 0- 0 | 2- 0 | 8- 2 | | | |
| 5- 1 | 0- 0 | 0- 0 | HOME | 0- 0 | 1- 0 | 4- 1 | | | |
| 5- 1 | 0- 0 | 0- 0 | AWAY | 0- 0 | 1- 0 | 4- 1 | | | |
| 0- 0 | 0- 0 | 0- 0 | NEUTRAL | 0- 0 | 0- 0 | 0- 0 | | | |

| RPI 1-25 | | | | RPI 26-50 | | | | RPI 51-100 | | | | RPI 101+ | | | | Team's RPI: 112 | |
|---------------------------|---|------------|-------|-----------|---|------------|-------|------------|---|---------------|-------|----------|---|-----------------|-------|-----------------|--|
| RPI | S | Opponent | Score | RPI | S | Opponent | Score | RPI | S | Opponent | Score | RPI | S | Opponent | Score | | |
| | | | | 28 | A | Princeton | 50 70 | 61 | A | Marquette | 65 73 | 123 | A | American | 52 42 | | |
| | | | | | | | | 78 | H | East Carolina | 57 48 | 123 | H | American | 61 42 | | |
| | | | | | | | | 98 | A | Richmond | 59 65 | 147 | H | High Point | 47 63 | | |
| | | | | | | | | | | | | 156 | A | Holy Cross | 60 47 | | |
| | | | | | | | | | | | | 156 | H | Holy Cross | 59 35 | | |
| | | | | | | | | | | | | 161 | A | Army | 42 53 | | |
| | | | | | | | | | | | | 161 | H | Army | 40 48 | | |
| | | | | | | | | | | | | 164 | A | Iona | 64 74 | | |
| | | | | | | | | | | | | 202 | A | Lehigh | 72 47 | | |
| | | | | | | | | | | | | 208 | A | Lafayette | 60 52 | | |
| | | | | | | | | | | | | 208 | H | Lafayette | 62 44 | | |
| | | | | | | | | | | | | 212 | N | UC Davis | 63 66 | | |
| | | | | | | | | | | | | 218 | H | Bucknell | 61 40 | | |
| | | | | | | | | | | | | 226 | A | Stony Brook | 40 44 | | |
| | | | | | | | | | | | | 232 | H | Marshall | 67 51 | | |
| | | | | | | | | | | | | 233 | A | Mt. St. Mary's | 45 53 | | |
| | | | | | | | | | | | | 237 | H | Loyola Maryland | 71 60 | | |
| | | | | | | | | | | | | 270 | A | Colgate | 59 43 | | |
| | | | | | | | | | | | | 270 | H | Colgate | 63 48 | | |
| | | | | | | | | | | | | 284 | H | William & Mary | 69 64 | | |
| | | | | | | | | | | | | 310 | N | Jackson St. | 72 48 | | |
| | | | | | | | | | | | | 326 | A | Air Force | 60 36 | | |
| | | | | | | | | | | | | 331 | H | Saint Peter's | 64 53 | | |
| LAST 12 Division I GAMES: | | | | | | | | | | | | | | | | | |
| 270 | H | Colgate | 63 48 | 202 | A | Lehigh | 72 47 | | | | | | | | | | |
| 123 | A | American | 52 42 | 270 | A | Colgate | 59 43 | | | | | | | | | | |
| 161 | H | Army | 40 48 | 123 | H | American | 61 42 | | | | | | | | | | |
| 156 | H | Holy Cross | 59 35 | 161 | A | Army | 42 53 | | | | | | | | | | |
| 208 | A | Lafayette | 60 52 | 156 | A | Holy Cross | 60 47 | | | | | | | | | | |
| 218 | H | Bucknell | 61 40 | 208 | H | Lafayette | 62 44 | | | | | | | | | | |

Non-Div I Games:

Navy

■ Loss,
 ■ Non-Conf,
 S Site,
 ■ Home
 ■ Away
 N Neutral

| | | | | | | | | | | |
|-------------------|----------|-----------|----------------|------------|-------------|---------------|------|------|-------|-----------|
| Average RPI Win: | 273 | WON-LOST | WINNING | LAST 12 | STRENGTH OF | OPP. STRENGTH | TEAM | ADJ. | CONF. | ADJ CONF. |
| Average RPI Loss: | 172 | RECORD | PCT. RANK | GAMES | SCHEDULE | OF SCHEDULE | RPI | RPI | RPI | RPI |
| DIV. I ONLY | 13- 10 | 127 | 4- 7 | 326 | 287 | 234 | 234 | 31 | 31 | |
| DIV. I NON-CONF. | 13- 10 | 141 | 4- 7 | 304 | 307 | 227 | 227 | 32 | 32 | |
| TOTALS | RPI 1-25 | RPI 26-50 | W-L RECORDS | RPI 51-100 | RPI 101-150 | RPI 150+ | | | | |
| 13- 10 | 0- 0 | 0- 0 | OVERALL | 0- 2 | 1- 3 | 12- 5 | | | | |
| 9- 4 | 0- 0 | 0- 0 | HOME | 0- 1 | 1- 2 | 8- 1 | | | | |
| 4- 6 | 0- 0 | 0- 0 | AWAY | 0- 1 | 0- 1 | 4- 4 | | | | |
| 0- 0 | 0- 0 | 0- 0 | NEUTRAL | 0- 0 | 0- 0 | 0- 0 | | | | |
| 13- 10 | 0- 0 | 0- 0 | NON-CONFERENCE | 0- 2 | 1- 3 | 12- 5 | | | | |
| 9- 4 | 0- 0 | 0- 0 | HOME | 0- 1 | 1- 2 | 8- 1 | | | | |
| 4- 6 | 0- 0 | 0- 0 | AWAY | 0- 1 | 0- 1 | 4- 4 | | | | |
| 0- 0 | 0- 0 | 0- 0 | NEUTRAL | 0- 0 | 0- 0 | 0- 0 | | | | |
| 0- 0 | 0- 0 | 0- 0 | CONFERENCE | 0- 0 | 0- 0 | 0- 0 | | | | |
| 0- 0 | 0- 0 | 0- 0 | HOME | 0- 0 | 0- 0 | 0- 0 | | | | |
| 0- 0 | 0- 0 | 0- 0 | AWAY | 0- 0 | 0- 0 | 0- 0 | | | | |
| 0- 0 | 0- 0 | 0- 0 | NEUTRAL | 0- 0 | 0- 0 | 0- 0 | | | | |

| RPI S | Opponent | Score | RPI S | Opponent | Score | RPI S | Opponent | Score | RPI S | Opponent | Score | Team's RPI: 234 |
|---------------------------|----------|------------------|-------|----------|-------|-------|--------------------|-------|-------|--------------------|-------|-----------------|
| | | | | | | 65 | A South Dakota St. | 56 69 | 127 | A IUPUI | 49 60 | |
| | | | | | | 65 | H South Dakota St. | 64 74 | 127 | H IUPUI | 43 45 | |
| | | | | | | | | | 140 | H N.C. A&T | 58 44 | |
| | | | | | | | | | 148 | H Tulsa | 48 49 | |
| | | | | | | | | | 205 | H Saint Louis | 42 51 | |
| | | | | | | | | | 220 | H Loyola Chicago | 65 58 | |
| | | | | | | | | | 225 | A South Dakota | 57 62 | |
| | | | | | | | | | 246 | A Western Ill. | 44 71 | |
| | | | | | | | | | 246 | H Western Ill. | 63 55 | |
| | | | | | | | | | 249 | A IPFW | 46 51 | |
| | | | | | | | | | 249 | H IPFW | 60 50 | |
| | | | | | | | | | 266 | A North Dakota St. | 62 63 | |
| | | | | | | | | | 266 | H North Dakota St. | 61 52 | |
| | | | | | | | | | 283 | H La.-Lafayette | 79 67 | |
| | | | | | | | | | 286 | A UMKC | 61 44 | |
| | | | | | | | | | 287 | H Northern Ariz. | 79 75 | |
| | | | | | | | | | 294 | A Oakland | 67 63 | |
| | | | | | | | | | 294 | H Oakland | 59 41 | |
| | | | | | | | | | 307 | H Texas-Arlington | 73 39 | |
| | | | | | | | | | 336 | A Ark.-Pine Bluff | 67 63 | |
| | | | | | | | | | 342 | A Chicago St. | 62 47 | |
| LAST 12 Division I GAMES: | | | | | | | | | | | | |
| 266 | A | North Dakota St. | 62 | 63 | 65 | H | South Dakota St. | 64 | 74 | | | |
| 65 | A | South Dakota St. | 56 | 69 | 266 | H | North Dakota St. | 61 | 52 | | | |
| 127 | H | IUPUI | 43 | 45 | 342 | A | Chicago St. | 62 | 47 | | | |
| 246 | H | Western Ill. | 63 | 55 | 246 | A | Western Ill. | 44 | 71 | | | |
| 294 | A | Oakland | 67 | 63 | 127 | A | IUPUI | 49 | 60 | | | |
| 249 | A | IPFW | 46 | 51 | 249 | H | IPFW | 60 | 50 | | | |

Non-Div I Games: Southwest Minn. St.63 37 St. Mary (NE) 92 78 Indiana Dabney 83 39

Neb. Omaha

Nebraska

| Through Games Of Sunday, February 24, 2013 | | | | STRENGTH OF SCHEDULE | | OPP. STRENGTH OF SCHEDULE | | TEAM RPI | ADJ. RPI | CONF. RPI | ADJ CONF. RPI |
|--|----------|-----------------|-------------------|----------------------|-------------|---------------------------|----|----------|----------|-----------|---------------|
| Average RPI Win: | 109 | WON-LOST RECORD | WINNING PCT. RANK | LAST 12 GAMES | | | | | | | |
| Average RPI Loss: | 29 | | | | | | | | | | |
| DIV. I ONLY | 21- 6 | 31 | 10- 2 | 25 | 27 | 15 | 15 | 2 | 2 | | |
| DIV. I NON-CONF. | 10- 3 | 50 | 0- 0 | 47 | 56 | 31 | 31 | 2 | 2 | | |
| TOTALS | RPI 1-25 | RPI 26-50 | W-L RECORDS | RPI 51-100 | RPI 101-150 | RPI 150+ | | | | | |
| 21- 6 | 1- 4 | 4- 0 | OVERALL | 6- 2 | 7- 0 | 3- 0 | | | | | |
| 13- 3 | 1- 2 | 2- 0 | HOME | 2- 1 | 6- 0 | 2- 0 | | | | | |
| 8- 3 | 0- 2 | 2- 0 | AWAY | 4- 1 | 1- 0 | 1- 0 | | | | | |
| 0- 0 | 0- 0 | 0- 0 | NEUTRAL | 0- 0 | 0- 0 | 0- 0 | | | | | |
| 10- 3 | 1- 2 | 0- 0 | NON-CONFERENCE | 1- 1 | 6- 0 | 2- 0 | | | | | |
| 8- 1 | 1- 1 | 0- 0 | HOME | 0- 0 | 5- 0 | 2- 0 | | | | | |
| 2- 2 | 0- 1 | 0- 0 | AWAY | 1- 1 | 1- 0 | 0- 0 | | | | | |
| 0- 0 | 0- 0 | 0- 0 | NEUTRAL | 0- 0 | 0- 0 | 0- 0 | | | | | |
| 11- 3 | 0- 2 | 4- 0 | CONFERENCE | 5- 1 | 1- 0 | 1- 0 | | | | | |
| 5- 2 | 0- 1 | 2- 0 | HOME | 2- 1 | 1- 0 | 0- 0 | | | | | |
| 6- 1 | 0- 1 | 2- 0 | AWAY | 3- 0 | 0- 0 | 1- 0 | | | | | |
| 0- 0 | 0- 0 | 0- 0 | NEUTRAL | 0- 0 | 0- 0 | 0- 0 | | | | | |

| RPI 1-25 | | | | Team's RPI: 15 | | RPI 26-50 | | | | RPI 51-100 | | | | RPI 101+ | | | |
|---------------------------|---|-------------|-------|----------------|---|--------------|-------|-----|---|------------------|-------|-----|---|---------------------|-------|--|--|
| RPI | S | Opponent | Score | RPI | S | Opponent | Score | RPI | S | Opponent | Score | RPI | S | Opponent | Score | | |
| 5 | A | Penn St. | 58 80 | 29 | H | Michigan St. | 59 54 | 55 | H | Illinois | 52 62 | 113 | H | Wisconsin | 70 52 | | |
| 10 | H | Maryland | 71 90 | 30 | A | Michigan | 57 39 | 58 | A | South Fla. | 62 52 | 119 | A | Southern California | 74 65 | | |
| 16 | H | Purdue | 66 69 | 35 | A | Iowa | 76 75 | 65 | A | South Dakota St. | 55 60 | 122 | H | Oral Roberts | 80 67 | | |
| 23 | H | Florida St. | 78 77 | 35 | H | Iowa | 66 46 | 81 | A | Minnesota | 84 63 | 125 | H | Sam Houston St. | 85 72 | | |
| 24 | A | Creighton | 57 66 | | | | | 81 | H | Minnesota | 80 56 | 126 | H | Temple | 64 39 | | |
| | | | | | | | | 86 | A | Ohio St. | 62 53 | 135 | H | Idaho St. | 60 51 | | |
| | | | | | | | | 86 | H | Ohio St. | 58 39 | 140 | H | N.C. A&T | 68 50 | | |
| | | | | | | | | 94 | A | Northwestern | 55 50 | 175 | A | Indiana | 67 38 | | |
| | | | | | | | | | | | | 287 | H | Northern Ariz. | 77 55 | | |
| | | | | | | | | | | | | 319 | H | Grambling | 84 39 | | |
| LAST 12 Division I GAMES: | | | | | | | | | | | | | | | | | |
| | | | | 35 | H | Iowa | 66 46 | | | | | 86 | A | Ohio St. | 62 53 | | |
| | | | | 30 | A | Michigan | 57 39 | | | | | 29 | H | Michigan St. | 59 54 | | |
| | | | | 86 | H | Ohio St. | 58 39 | | | | | 81 | A | Minnesota | 84 63 | | |
| | | | | 35 | A | Iowa | 76 75 | | | | | 55 | H | Illinois | 52 62 | | |
| | | | | 94 | A | Northwestern | 55 50 | | | | | 5 | A | Penn St. | 58 80 | | |
| | | | | 81 | H | Minnesota | 80 56 | | | | | 175 | A | Indiana | 67 38 | | |

Non-Div I Games:

Nebraska

■ Loss,
■ Non-Conf, S Site,
■ Home
■ Away
N Neutral

Nevada

Average RPI Win: 237

Average RPI Loss: 148

WON-LOST

WINNING

LAST 12

Through Games Of Sunday, February 24, 2013

STRENGTH OF

OPP. STRENGTH

TEAM

ADJ.

CONF.

ADJ CONF.

RECORD

PCT. RANK

GAMES

SCHEDULE

OF SCHEDULE

RPI

RPI

RPI

RPI

DIV. I ONLY

6- 18

309

2- 10

140

180

269

269

17

17

DIV. I NON-CONF.

4- 8

242

0- 0

161

179

231

231

16

16

TOTALS

RPI 1-25

RPI 26-50

W-L RECORDS

RPI 51-100

RPI 101-150

RPI 150+

6- 18

0- 0

0- 4

OVERALL

1- 5

0- 1

5- 8

3- 8

0- 0

0- 2

HOME

0- 3

0- 0

3- 3

3- 8

0- 0

0- 2

AWAY

1- 1

0- 0

2- 5

0- 2

0- 0

0- 0

NEUTRAL

0- 1

0- 1

0- 0

4- 8

0- 0

0- 2

NON-CONFERENCE

0- 2

0- 1

4- 3

2- 3

0- 0

0- 1

HOME

0- 1

0- 0

2- 1

2- 3

0- 0

0- 1

AWAY

0- 0

0- 0

2- 2

0- 2

0- 0

0- 0

NEUTRAL

0- 1

0- 1

0- 0

2- 10

0- 0

0- 2

CONFERENCE

1- 3

0- 0

1- 5

1- 5

0- 0

0- 1

HOME

0- 2

0- 0

1- 2

1- 5

0- 0

0- 1

AWAY

1- 1

0- 0

0- 3

0- 0

0- 0

0- 0

NEUTRAL

0- 0

0- 0

0- 0

RPI 1-25

RPI 26-50

RPI 51-100

RPI 101+

Team's RPI: 269

RPI S Opponent Score

RPI S Opponent Score

RPI S Opponent Score

RPI S Opponent Score

38 A San Diego St. 57 69

58 N South Fla. 46 71

142 N Miami (OH) 49 62

38 H San Diego St. 45 58

74 A Wyoming 41 92

168 A Wake Forest 54 77

43 H Toledo 61 73

74 H Wyoming 65 66

194 H New Mexico 66 69

48 A Pacific 63 72

83 H Cal Poly 63 72

219 H Cleveland St. 86 79

97 A Fresno St. 60 54

224 A Portland 61 70

97 H Fresno St. 56 74

240 A Colorado St. 50 59

243 A UC Irvine 72 49

245 A Oregon 77 73

259 H UNLV 61 66

276 A Boise St. 58 67

277 H CSU Bakersfield 80 83

289 H Cal St. Fullerton 76 72

326 A Air Force 56 63

326 H Air Force 67 54

LAST 12 Division I GAMES:

38 H San Diego St. 45 58

259 H UNLV 61 66

97 A Fresno St. 60 54

276 A Boise St. 58 67

74 H Wyoming 65 66

38 A San Diego St. 57 69

326 A Air Force 56 63

97 H Fresno St. 56 74

240 A Colorado St. 50 59

74 A Wyoming 41 92

194 H New Mexico 66 69

326 H Air Force 67 54

Non-Div I Games: Cal St. L.A. 91 81

Nevada

Loss, Non-Conf, S Site, H Home A Away N Neutral

Page 186

New Hampshire

Through Games Of Sunday, February 24, 2013

| | | | | | | | | | | |
|-------------------|----------|-----------|----------------|------------|-------------|---------------|------|------|-------|-----------|
| Average RPI Win: | 246 | WON-LOST | WINNING | LAST 12 | STRENGTH OF | OPP. STRENGTH | TEAM | ADJ. | CONF. | ADJ CONF. |
| Average RPI Loss: | 181 | RECORD | PCT. RANK | GAMES | SCHEDULE | OF SCHEDULE | RPI | RPI | RPI | RPI |
| DIV. I ONLY | 10- 16 | 234 | 5- 7 | 277 | 238 | 268 | 268 | 22 | 22 | |
| DIV. I NON-CONF. | 5- 7 | 211 | 0- 0 | 272 | 240 | 238 | 238 | 24 | 24 | |
| TOTALS | RPI 1-25 | RPI 26-50 | W-L RECORDS | RPI 51-100 | RPI 101-150 | RPI 150+ | | | | |
| 10- 16 | 0- 0 | 0- 1 | OVERALL | 1- 5 | 0- 1 | 9- 9 | | | | |
| 7- 4 | 0- 0 | 0- 0 | HOME | 1- 1 | 0- 0 | 6- 3 | | | | |
| 3- 11 | 0- 0 | 0- 0 | AWAY | 0- 4 | 0- 1 | 3- 6 | | | | |
| 0- 1 | 0- 0 | 0- 1 | NEUTRAL | 0- 0 | 0- 0 | 0- 0 | | | | |
| 5- 7 | 0- 0 | 0- 1 | NON-CONFERENCE | 0- 1 | 0- 1 | 5- 4 | | | | |
| 3- 1 | 0- 0 | 0- 0 | HOME | 0- 0 | 0- 0 | 3- 1 | | | | |
| 2- 5 | 0- 0 | 0- 0 | AWAY | 0- 1 | 0- 1 | 2- 3 | | | | |
| 0- 1 | 0- 0 | 0- 1 | NEUTRAL | 0- 0 | 0- 0 | 0- 0 | | | | |
| 5- 9 | 0- 0 | 0- 0 | CONFERENCE | 1- 4 | 0- 0 | 4- 5 | | | | |
| 4- 3 | 0- 0 | 0- 0 | HOME | 1- 1 | 0- 0 | 3- 2 | | | | |
| 1- 6 | 0- 0 | 0- 0 | AWAY | 0- 3 | 0- 0 | 1- 3 | | | | |
| 0- 0 | 0- 0 | 0- 0 | NEUTRAL | 0- 0 | 0- 0 | 0- 0 | | | | |

| RPI S | Opponent | Score | RPI S | Opponent | Score | RPI S | Opponent | Score | RPI S | Opponent | Score | Team's RPI: 268 |
|---------------------------|-------------|-------|-------|-------------|-------|-------|-------------------|-------|-------|----------|-------|-----------------|
| 44 N | Quinnipiac | 53 60 | 59 A | Boston U. | 45 59 | 131 A | Boston College | 59 64 | | | | |
| | | | 59 H | Boston U. | 53 55 | 156 A | Holy Cross | 68 65 | | | | |
| | | | 75 A | Albany (NY) | 43 78 | 182 A | Yale | 57 51 | | | | |
| | | | 95 A | Harvard | 44 63 | 211 H | Central Conn. St. | 32 43 | | | | |
| | | | 100 A | Hartford | 56 63 | 219 A | Cleveland St. | 47 58 | | | | |
| | | | 100 H | Hartford | 51 49 | 223 H | Dartmouth | 54 38 | | | | |
| | | | | | | 226 A | Stony Brook | 47 60 | | | | |
| | | | | | | 226 H | Stony Brook | 44 48 | | | | |
| | | | | | | 264 H | Cornell | 59 56 | | | | |
| | | | | | | 270 A | Colgate | 61 72 | | | | |
| | | | | | | 275 A | UMBC | 50 59 | | | | |
| | | | | | | 275 H | UMBC | 63 62 | | | | |
| | | | | | | 298 A | Brown | 43 50 | | | | |
| | | | | | | 300 A | Vermont | 60 63 | | | | |
| | | | | | | 300 H | Vermont | 67 45 | | | | |
| | | | | | | 309 A | Binghamton | 60 52 | | | | |
| | | | | | | 309 H | Binghamton | 42 55 | | | | |
| | | | | | | 321 H | Maine | 61 54 | | | | |
| | | | | | | 333 H | Wagner | 77 54 | | | | |
| LAST 12 Division I GAMES: | | | | | | | | | | | | |
| 309 H | Binghamton | 42 55 | 321 H | Maine | 61 54 | | | | | | | |
| 100 H | Hartford | 51 49 | 309 A | Binghamton | 60 52 | | | | | | | |
| 59 A | Boston U. | 45 59 | 100 A | Hartford | 56 63 | | | | | | | |
| 275 A | UMBC | 50 59 | 59 H | Boston U. | 53 55 | | | | | | | |
| 300 H | Vermont | 67 45 | 75 A | Albany (NY) | 43 78 | | | | | | | |
| 226 A | Stony Brook | 47 60 | 275 H | UMBC | 63 62 | | | | | | | |

Non-Div I Games:

New Hampshire

Loss, Non-Conf, S Site, H Home A Away N Neutral

| Average RPI Win: | 259 | WON-LOST | WINNING | LAST 12 | STRENGTH OF | OPP. STRENGTH | TEAM | ADJ. | CONF. | ADJ CONF. |
|-------------------|----------|-----------|----------------|------------|-------------|---------------|------|------|-------|-----------|
| Average RPI Loss: | 113 | RECORD | PCT. RANK | GAMES | SCHEDULE | OF SCHEDULE | RPI | RPI | RPI | RPI |
| DIV. I ONLY | 14- 11 | 128 | 6- 6 | 254 | 154 | 194 | 194 | 17 | 17 | |
| DIV. I NON-CONF. | 8- 5 | 114 | 0- 0 | 225 | 159 | 178 | 178 | 16 | 16 | |
| TOTALS | RPI 1-25 | RPI 26-50 | W-L RECORDS | RPI 51-100 | RPI 101-150 | RPI 150+ | | | | |
| 14- 11 | 0- 2 | 1- 1 | OVERALL | 0- 4 | 0- 1 | 13- 3 | | | | |
| 9- 6 | 0- 1 | 1- 1 | HOME | 0- 2 | 0- 1 | 8- 1 | | | | |
| 5- 5 | 0- 1 | 0- 0 | AWAY | 0- 2 | 0- 0 | 5- 2 | | | | |
| 0- 0 | 0- 0 | 0- 0 | NEUTRAL | 0- 0 | 0- 0 | 0- 0 | | | | |
| 8- 5 | 0- 2 | 1- 0 | NON-CONFERENCE | 0- 1 | 0- 1 | 7- 1 | | | | |
| 7- 2 | 0- 1 | 1- 0 | HOME | 0- 0 | 0- 1 | 6- 0 | | | | |
| 1- 3 | 0- 1 | 0- 0 | AWAY | 0- 1 | 0- 0 | 1- 1 | | | | |
| 0- 0 | 0- 0 | 0- 0 | NEUTRAL | 0- 0 | 0- 0 | 0- 0 | | | | |
| 6- 6 | 0- 0 | 0- 1 | CONFERENCE | 0- 3 | 0- 0 | 6- 2 | | | | |
| 2- 4 | 0- 0 | 0- 1 | HOME | 0- 2 | 0- 0 | 2- 1 | | | | |
| 4- 2 | 0- 0 | 0- 0 | AWAY | 0- 1 | 0- 0 | 4- 1 | | | | |
| 0- 0 | 0- 0 | 0- 0 | NEUTRAL | 0- 0 | 0- 0 | 0- 0 | | | | |

| RPI 1-25 | | | | RPI 26-50 | | | | RPI 51-100 | | | | RPI 101+ Team's RPI: 194 | | | |
|---------------------------|---|--------------|-------|-----------|---|---------------|-------|------------|---|------------|-------|--------------------------|---|-------------------|-------|
| RPI | S | Opponent | Score | RPI | S | Opponent | Score | RPI | S | Opponent | Score | RPI | S | Opponent | Score |
| 14 | H | Georgia | 42 72 | 31 | H | Texas Tech | 65 61 | 74 | H | Wyoming | 54 72 | 138 | H | Arizona | 53 58 |
| 19 | A | Colorado | 39 84 | 38 | H | San Diego St. | 39 63 | 84 | A | UTEP | 45 60 | 163 | A | Houston | 62 77 |
| | | | | | | | | 97 | A | Fresno St. | 65 69 | 214 | H | North Texas | 81 59 |
| | | | | | | | | 97 | H | Fresno St. | 50 51 | 240 | A | Colorado St. | 68 54 |
| | | | | | | | | | | | | 240 | H | Colorado St. | 71 56 |
| | | | | | | | | | | | | 252 | A | New Mexico St. | 68 44 |
| | | | | | | | | | | | | 252 | H | New Mexico St. | 60 37 |
| | | | | | | | | | | | | 259 | A | UNLV | 57 68 |
| | | | | | | | | | | | | 259 | H | UNLV | 57 58 |
| | | | | | | | | | | | | 269 | A | Nevada | 69 66 |
| | | | | | | | | | | | | 276 | A | Boise St. | 66 58 |
| | | | | | | | | | | | | 276 | H | Boise St. | 58 53 |
| | | | | | | | | | | | | 287 | H | Northern Ariz. | 68 57 |
| | | | | | | | | | | | | 289 | H | Cal St. Fullerton | 52 43 |
| | | | | | | | | | | | | 326 | A | Air Force | 72 67 |
| | | | | | | | | | | | | 328 | H | Weber St. | 67 44 |
| | | | | | | | | | | | | 344 | H | Houston Baptist | 63 46 |
| LAST 12 Division I GAMES: | | | | | | | | | | | | | | | |
| 240 | H | Colorado St. | 71 56 | 74 | H | Wyoming | 54 72 | | | | | | | | |
| 276 | A | Boise St. | 66 58 | 38 | H | San Diego St. | 39 63 | | | | | | | | |
| 97 | H | Fresno St. | 50 51 | 240 | A | Colorado St. | 68 54 | | | | | | | | |
| 259 | H | UNLV | 57 58 | 276 | H | Boise St. | 58 53 | | | | | | | | |
| 326 | A | Air Force | 72 67 | 97 | A | Fresno St. | 65 69 | | | | | | | | |
| 269 | A | Nevada | 69 66 | 259 | A | UNLV | 57 68 | | | | | | | | |

Non-Div I Games:

New Mexico

■ Loss,
 ■ Non-Conf, S Site,
 ■ Home
 ■ Away
 N Neutral

| | | | | | | | | | | |
|-------------------|----------|-----------|----------------|------------|-------------|---------------|------|------|-------|-----------|
| Average RPI Win: | 231 | WON-LOST | WINNING | LAST 12 | STRENGTH OF | OPP. STRENGTH | TEAM | ADJ. | CONF. | ADJ CONF. |
| Average RPI Loss: | 198 | RECORD | PCT. RANK | GAMES | SCHEDULE | OF SCHEDULE | RPI | RPI | RPI | RPI |
| DIV. I ONLY | 12- 14 | 176 | 3- 9 | 255 | 292 | 252 | 252 | 25 | 25 | |
| DIV. I NON-CONF. | 7- 4 | 103 | 1- 0 | 199 | 288 | 146 | 146 | 26 | 26 | |
| TOTALS | RPI 1-25 | RPI 26-50 | W-L RECORDS | RPI 51-100 | RPI 101-150 | RPI 150+ | | | | |
| 12- 14 | 0- 0 | 0- 0 | OVERALL | 1- 1 | 0- 2 | 11- 11 | | | | |
| 9- 6 | 0- 0 | 0- 0 | HOME | 1- 0 | 0- 1 | 8- 5 | | | | |
| 3- 8 | 0- 0 | 0- 0 | AWAY | 0- 1 | 0- 1 | 3- 6 | | | | |
| 0- 0 | 0- 0 | 0- 0 | NEUTRAL | 0- 0 | 0- 0 | 0- 0 | | | | |
| 7- 4 | 0- 0 | 0- 0 | NON-CONFERENCE | 1- 1 | 0- 0 | 6- 3 | | | | |
| 6- 1 | 0- 0 | 0- 0 | HOME | 1- 0 | 0- 0 | 5- 1 | | | | |
| 1- 3 | 0- 0 | 0- 0 | AWAY | 0- 1 | 0- 0 | 1- 2 | | | | |
| 0- 0 | 0- 0 | 0- 0 | NEUTRAL | 0- 0 | 0- 0 | 0- 0 | | | | |
| 5- 10 | 0- 0 | 0- 0 | CONFERENCE | 0- 0 | 0- 2 | 5- 8 | | | | |
| 3- 5 | 0- 0 | 0- 0 | HOME | 0- 0 | 0- 1 | 3- 4 | | | | |
| 2- 5 | 0- 0 | 0- 0 | AWAY | 0- 0 | 0- 1 | 2- 4 | | | | |
| 0- 0 | 0- 0 | 0- 0 | NEUTRAL | 0- 0 | 0- 0 | 0- 0 | | | | |

| RPI S | Opponent | Score | RPI S | Opponent | Score | RPI S | Opponent | Score | RPI S | Opponent | Score | Team's RPI: 252 |
|---------------------------|----------|-------|-------|-------------------|--------|-------|----------------|-------|-------|--------------------|--------|-----------------|
| | | | | | | 84 | A UTEP | 44 66 | 145 | A Seattle | 62 78 | |
| | | | | | | 84 | H UTEP | 69 68 | 145 | H Seattle | 54 60 | |
| | | | | | | | | | 153 | A Utah St. | 63 65 | |
| | | | | | | | | | 153 | H Utah St. | 106 94 | |
| | | | | | | | | | 158 | A UC Santa Barbara | 41 43 | |
| | | | | | | | | | 170 | A Idaho | 53 72 | |
| | | | | | | | | | 170 | H Idaho | 51 57 | |
| | | | | | | | | | 180 | H Louisiana Tech | 71 67 | |
| | | | | | | | | | 194 | A New Mexico | 37 60 | |
| | | | | | | | | | 194 | H New Mexico | 44 68 | |
| | | | | | | | | | 197 | H Loyola Marymount | 77 76 | |
| | | | | | | | | | 216 | A Denver | 58 67 | |
| | | | | | | | | | 243 | H UC Irvine | 50 44 | |
| | | | | | | | | | 244 | A Southern Utah | 70 68 | |
| | | | | | | | | | 254 | A UTSA | 69 52 | |
| | | | | | | | | | 254 | H UTSA | 53 66 | |
| | | | | | | | | | 271 | H George Mason | 55 52 | |
| | | | | | | | | | 277 | H CSU Bakersfield | 87 81 | |
| | | | | | | | | | 278 | A San Jose St. | 50 51 | |
| | | | | | | | | | 278 | H San Jose St. | 90 70 | |
| | | | | | | | | | 286 | H UMKC | 75 50 | |
| | | | | | | | | | 302 | A Texas St. | 61 58 | |
| | | | | | | | | | 302 | H Texas St. | 49 58 | |
| | | | | | | | | | 307 | H Texas-Arlington | 59 62 | |
| LAST 12 Division I GAMES: | | | | | | | | | | | | |
| | | | 277 | H CSU Bakersfield | 87 81 | 302 | H Texas St. | 49 58 | | | | |
| | | | 153 | H Utah St. | 106 94 | 216 | A Denver | 58 67 | | | | |
| | | | 278 | H San Jose St. | 90 70 | 278 | A San Jose St. | 50 51 | | | | |
| | | | 145 | A Seattle | 62 78 | 153 | A Utah St. | 63 65 | | | | |
| | | | 170 | A Idaho | 53 72 | 170 | H Idaho | 51 57 | | | | |
| | | | 254 | H UTSA | 53 66 | 145 | H Seattle | 54 60 | | | | |

Non-Div I Games:

New Mexico St.

■ Loss,
 ■ Non-Conf,
 ■ S Site,
 ■ H Home
 ■ A Away
 N Neutral

| | | | | | | | | | | |
|-------------------|----------|-----------|----------------|------------|-------------|---------------|------|------|-------|-----------|
| Average RPI Win: | 324 | WON-LOST | WINNING | LAST 12 | STRENGTH OF | OPP. STRENGTH | TEAM | ADJ. | CONF. | ADJ CONF. |
| Average RPI Loss: | 249 | RECORD | PCT. RANK | GAMES | SCHEDULE | OF SCHEDULE | RPI | RPI | RPI | RPI |
| DIV. I ONLY | 2- 21 | 337 | 2- 10 | 344 | 344 | 345 | 345 | 31 | 31 | |
| DIV. I NON-CONF. | 2- 20 | 325 | 2- 9 | 336 | 344 | 345 | 345 | 32 | 32 | |
| TOTALS | RPI 1-25 | RPI 26-50 | W-L RECORDS | RPI 51-100 | RPI 101-150 | RPI 150+ | | | | |
| 2- 21 | 0- 0 | 0- 2 | OVERALL | 0- 0 | 0- 0 | 2- 19 | | | | |
| 1- 10 | 0- 0 | 0- 0 | HOME | 0- 0 | 0- 0 | 1- 10 | | | | |
| 1- 9 | 0- 0 | 0- 2 | AWAY | 0- 0 | 0- 0 | 1- 7 | | | | |
| 0- 2 | 0- 0 | 0- 0 | NEUTRAL | 0- 0 | 0- 0 | 0- 2 | | | | |
| 2- 20 | 0- 0 | 0- 2 | NON-CONFERENCE | 0- 0 | 0- 0 | 2- 18 | | | | |
| 1- 9 | 0- 0 | 0- 0 | HOME | 0- 0 | 0- 0 | 1- 9 | | | | |
| 1- 9 | 0- 0 | 0- 2 | AWAY | 0- 0 | 0- 0 | 1- 7 | | | | |
| 0- 2 | 0- 0 | 0- 0 | NEUTRAL | 0- 0 | 0- 0 | 0- 2 | | | | |
| 0- 1 | 0- 0 | 0- 0 | CONFERENCE | 0- 0 | 0- 0 | 0- 1 | | | | |
| 0- 1 | 0- 0 | 0- 0 | HOME | 0- 0 | 0- 0 | 0- 1 | | | | |
| 0- 0 | 0- 0 | 0- 0 | AWAY | 0- 0 | 0- 0 | 0- 0 | | | | |
| 0- 0 | 0- 0 | 0- 0 | NEUTRAL | 0- 0 | 0- 0 | 0- 0 | | | | |

| RPI 1-25 | | | | RPI 26-50 | | | | RPI 51-100 | | | | RPI 101+ | | | | Team's RPI: 345 | |
|---------------------------|---|----------|-------|-----------|---|------------------|-------|------------|---|----------|-------|----------|---|-------------------|-------|-----------------|--|
| RPI | S | Opponent | Score | RPI | S | Opponent | Score | RPI | S | Opponent | Score | RPI | S | Opponent | Score | | |
| | | | | 31 | A | Texas Tech | 38 81 | | | | | 162 | H | Nicholls St. | 66 80 | | |
| | | | | 41 | A | LSU | 61 87 | | | | | 162 | N | Nicholls St. | 45 75 | | |
| | | | | | | | | | | | | 203 | H | Southern Miss. | 59 69 | | |
| | | | | | | | | | | | | 206 | A | Seton Hall | 35 82 | | |
| | | | | | | | | | | | | 221 | H | Murray St. | 56 69 | | |
| | | | | | | | | | | | | 244 | N | Southern Utah | 47 76 | | |
| | | | | | | | | | | | | 274 | A | Northwestern St. | 50 63 | | |
| | | | | | | | | | | | | 274 | H | Northwestern St. | 52 53 | | |
| | | | | | | | | | | | | 277 | H | CSU Bakersfield | 59 78 | | |
| | | | | | | | | | | | | 283 | A | La.-Lafayette | 41 68 | | |
| | | | | | | | | | | | | 290 | A | Southeastern La. | 67 69 | | |
| | | | | | | | | | | | | 290 | H | Southeastern La. | 64 76 | | |
| | | | | | | | | | | | | 304 | H | Utah Valley | 55 51 | | |
| | | | | | | | | | | | | 307 | A | Texas-Arlington | 57 82 | | |
| | | | | | | | | | | | | 310 | H | Jackson St. | 51 82 | | |
| | | | | | | | | | | | | 318 | H | Tex.-Pan American | 56 71 | | |
| | | | | | | | | | | | | 319 | A | Grambling | 44 76 | | |
| | | | | | | | | | | | | 336 | A | Ark.-Pine Bluff | 62 75 | | |
| | | | | | | | | | | | | 336 | H | Ark.-Pine Bluff | 54 63 | | |
| | | | | | | | | | | | | 344 | A | Houston Baptist | 65 58 | | |
| | | | | | | | | | | | | 344 | H | Houston Baptist | 45 60 | | |
| LAST 12 Division I GAMES: | | | | | | | | | | | | | | | | | |
| | | | | 274 | A | Northwestern St. | 50 63 | | | | | 318 | H | Tex.-Pan American | 56 71 | | |
| | | | | 307 | A | Texas-Arlington | 57 82 | | | | | 319 | A | Grambling | 44 76 | | |
| | | | | 304 | H | Utah Valley | 55 51 | | | | | 344 | H | Houston Baptist | 45 60 | | |
| | | | | 277 | H | CSU Bakersfield | 59 78 | | | | | 203 | H | Southern Miss. | 59 69 | | |
| | | | | 344 | A | Houston Baptist | 65 58 | | | | | 41 | A | LSU | 61 87 | | |
| | | | | 221 | H | Murray St. | 56 69 | | | | | 336 | H | Ark.-Pine Bluff | 54 63 | | |

Non-Div I Games: Ark.-Monticello 68 58

New Orleans

■ Loss,
 ■ Non-Conf, S Site,
 ■ Home
 ■ Away
 N Neutral

Niagara

Average RPI Win: 271

Average RPI Loss: 163

WON-LOST

WINNING

LAST 12

Through Games Of Sunday, February 24, 2013

STRENGTH OF

OPP. STRENGTH

TEAM

ADJ.

CONF.

ADJ CONF.

RECORD

PCT. RANK

GAMES

SCHEDULE

OF SCHEDULE

RPI

RPI

RPI

RPI

DIV. I ONLY

14- 13

153

7- 5

317

221

230

230

26

26

DIV. I NON-CONF.

5- 6

190

0- 0

331

188

269

269

23

23

TOTALS

RPI 1-25

RPI 26-50

W-L RECORDS

RPI 51-100

RPI 101-150

RPI 150+

14- 13

0- 0

0- 3

OVERALL

0- 1

0- 0

14- 9

9- 4

0- 0

0- 1

HOME

0- 1

0- 0

9- 2

5- 9

0- 0

0- 2

AWAY

0- 0

0- 0

5- 7

0- 0

0- 0

0- 0

NEUTRAL

0- 0

0- 0

0- 0

5- 6

0- 0

0- 1

NON-CONFERENCE

0- 1

0- 0

5- 4

3- 2

0- 0

0- 0

HOME

0- 1

0- 0

3- 1

2- 4

0- 0

0- 1

AWAY

0- 0

0- 0

2- 3

0- 0

0- 0

0- 0

NEUTRAL

0- 0

0- 0

0- 0

9- 7

0- 0

0- 2

CONFERENCE

0- 0

0- 0

9- 5

6- 2

0- 0

0- 1

HOME

0- 0

0- 0

6- 1

3- 5

0- 0

0- 1

AWAY

0- 0

0- 0

3- 4

0- 0

0- 0

0- 0

NEUTRAL

0- 0

0- 0

0- 0

RPI 1-25

RPI 26-50

RPI 51-100

RPI 101+

Team's RPI: 230

RPI S Opponent Score

RPI S Opponent Score

RPI S Opponent Score

RPI S Opponent Score

30 A Michigan 44 82

96 H Bowling Green 74 79

164 A Iona 58 60

47 A Marist 41 68

164 H Iona 65 76

47 H Marist 51 71

179 A Fairfield 54 61

179 H Fairfield 50 39

188 A Rider 64 59

188 H Rider 62 58

202 A Lehigh 49 72

217 H St. Bonaventure 49 51

218 A Bucknell 69 77

237 A Loyola Maryland 68 71

237 H Loyola Maryland 58 47

257 A Buffalo 51 65

265 A Siena 43 59

265 H Siena 70 62

267 A Robert Morris 63 59

270 H Colgate 66 63

272 A Canisius 62 49

294 H Oakland 70 59

309 A Binghamton 63 57

322 H Manhattan 48 43

331 A Saint Peter's 54 46

331 H Saint Peter's 67 55

337 H Kent St. 82 55

LAST 12 Division I GAMES:

322 H Manhattan 48 43

188 A Rider 64 59

179 H Fairfield 50 39

237 A Loyola Maryland 68 71

265 A Siena 43 59

272 A Canisius 62 49

47 A Marist 41 68

164 A Iona 58 60

331 H Saint Peter's 67 55

47 H Marist 51 71

237 H Loyola Maryland 58 47

188 H Rider 62 58

N
i
a
g
a
r
aN
i
a
g
a
r
a

Non-Div I Games:

Niagara

Loss, Non-Conf, S Site, H Home A Away N Neutral

Page 191

| | | | | | | | | | | |
|-------------------|----------|-----------|----------------|------------|-------------|---------------|------|------|-------|-----------|
| Average RPI Win: | 256 | WON-LOST | WINNING | LAST 12 | STRENGTH OF | OPP. STRENGTH | TEAM | ADJ. | CONF. | ADJ CONF. |
| Average RPI Loss: | 146 | RECORD | PCT. RANK | GAMES | SCHEDULE | OF SCHEDULE | RPI | RPI | RPI | RPI |
| DIV. I ONLY | 16- 9 | 90 | 7- 5 | 302 | 311 | 162 | 162 | 20 | 20 | |
| DIV. I NON-CONF. | 8- 3 | 61 | 0- 0 | 299 | 299 | 107 | 107 | 20 | 20 | |
| TOTALS | RPI 1-25 | RPI 26-50 | W-L RECORDS | RPI 51-100 | RPI 101-150 | RPI 150+ | | | | |
| 16- 9 | 0- 0 | 0- 2 | OVERALL | 0- 0 | 1- 4 | 15- 3 | | | | |
| 7- 2 | 0- 0 | 0- 0 | HOME | 0- 0 | 1- 1 | 6- 1 | | | | |
| 6- 7 | 0- 0 | 0- 2 | AWAY | 0- 0 | 0- 3 | 6- 2 | | | | |
| 3- 0 | 0- 0 | 0- 0 | NEUTRAL | 0- 0 | 0- 0 | 3- 0 | | | | |
| 8- 3 | 0- 0 | 0- 2 | NON-CONFERENCE | 0- 0 | 0- 1 | 8- 0 | | | | |
| 2- 0 | 0- 0 | 0- 0 | HOME | 0- 0 | 0- 0 | 2- 0 | | | | |
| 3- 3 | 0- 0 | 0- 2 | AWAY | 0- 0 | 0- 1 | 3- 0 | | | | |
| 3- 0 | 0- 0 | 0- 0 | NEUTRAL | 0- 0 | 0- 0 | 3- 0 | | | | |
| 8- 6 | 0- 0 | 0- 0 | CONFERENCE | 0- 0 | 1- 3 | 7- 3 | | | | |
| 5- 2 | 0- 0 | 0- 0 | HOME | 0- 0 | 1- 1 | 4- 1 | | | | |
| 3- 4 | 0- 0 | 0- 0 | AWAY | 0- 0 | 0- 2 | 3- 2 | | | | |
| 0- 0 | 0- 0 | 0- 0 | NEUTRAL | 0- 0 | 0- 0 | 0- 0 | | | | |

| RPI 1-25 | | | RPI 26-50 | | | RPI 51-100 | | | RPI 101+ Team's RPI: 162 | | |
|---------------------------|---|----------|-----------|-----|---|-------------------|-------|-----|--------------------------|--------------------|-------|
| RPI | S | Opponent | Score | RPI | S | Opponent | Score | RPI | S | Opponent | Score |
| | | | | 27 | A | DePaul | 57 87 | 122 | A | Oral Roberts | 56 84 |
| | | | | 31 | A | Texas Tech | 48 78 | 122 | H | Oral Roberts | 69 66 |
| | | | | | | | | 125 | H | Sam Houston St. | 63 70 |
| | | | | | | | | 134 | A | Lamar | 57 59 |
| | | | | | | | | 144 | A | Arkansas St. | 58 66 |
| | | | | | | | | 157 | A | Texas Southern | 65 58 |
| | | | | | | | | 159 | A | McNeese St. | 78 61 |
| | | | | | | | | 204 | A | Stephen F. Austin | 66 74 |
| | | | | | | | | 204 | H | Stephen F. Austin | 65 64 |
| | | | | | | | | 227 | N | Mississippi Val. | 60 57 |
| | | | | | | | | 239 | H | La.-Monroe | 85 60 |
| | | | | | | | | 244 | N | Southern Utah | 65 54 |
| | | | | | | | | 256 | A | Central Ark. | 68 62 |
| | | | | | | | | 256 | H | Central Ark. | 56 72 |
| | | | | | | | | 274 | A | Northwestern St. | 55 64 |
| | | | | | | | | 274 | H | Northwestern St. | 67 50 |
| | | | | | | | | 283 | H | La.-Lafayette | 71 62 |
| | | | | | | | | 290 | A | Southeastern La. | 71 65 |
| | | | | | | | | 290 | H | Southeastern La. | 69 65 |
| | | | | | | | | 325 | A | Alabama St. | 57 46 |
| | | | | | | | | 329 | H | A&M-Corpus Christi | 70 53 |
| | | | | | | | | 345 | A | New Orleans | 80 66 |
| | | | | | | | | 345 | N | New Orleans | 75 45 |
| LAST 12 Division I GAMES: | | | | | | | | | | | |
| | | | | 134 | A | Lamar | 57 59 | 125 | H | Sam Houston St. | 63 70 |
| | | | | 274 | H | Northwestern St. | 67 50 | 329 | H | A&M-Corpus Christi | 70 53 |
| | | | | 204 | H | Stephen F. Austin | 65 64 | 204 | A | Stephen F. Austin | 66 74 |
| | | | | 290 | H | Southeastern La. | 69 65 | 274 | A | Northwestern St. | 55 64 |
| | | | | 256 | A | Central Ark. | 68 62 | 290 | A | Southeastern La. | 71 65 |
| | | | | 122 | A | Oral Roberts | 56 84 | 159 | A | McNeese St. | 78 61 |

Non-Div I Games:

Nicholls St.

| | | | | | | | | | | |
|-------------------|----------|-----------|----------------|------------|-------------|---------------|------|------|-------|-----------|
| Average RPI Win: | 276 | WON-LOST | WINNING | LAST 12 | STRENGTH OF | OPP. STRENGTH | TEAM | ADJ. | CONF. | ADJ CONF. |
| Average RPI Loss: | 200 | RECORD | PCT. RANK | GAMES | SCHEDULE | OF SCHEDULE | RPI | RPI | RPI | RPI |
| DIV. I ONLY | 4- 19 | 324 | 3- 9 | 270 | 323 | 332 | 332 | 30 | 30 | |
| DIV. I NON-CONF. | 1- 9 | 323 | 0- 1 | 170 | 294 | 325 | 325 | 30 | 30 | |
| TOTALS | RPI 1-25 | RPI 26-50 | W-L RECORDS | RPI 51-100 | RPI 101-150 | RPI 150+ | | | | |
| 4- 19 | 0- 0 | 0- 0 | OVERALL | 0- 4 | 0- 4 | 4- 11 | | | | |
| 4- 4 | 0- 0 | 0- 0 | HOME | 0- 1 | 0- 0 | 4- 3 | | | | |
| 0- 13 | 0- 0 | 0- 0 | AWAY | 0- 3 | 0- 3 | 0- 7 | | | | |
| 0- 2 | 0- 0 | 0- 0 | NEUTRAL | 0- 0 | 0- 1 | 0- 1 | | | | |
| 1- 9 | 0- 0 | 0- 0 | NON-CONFERENCE | 0- 2 | 0- 2 | 1- 5 | | | | |
| 1- 2 | 0- 0 | 0- 0 | HOME | 0- 0 | 0- 0 | 1- 2 | | | | |
| 0- 5 | 0- 0 | 0- 0 | AWAY | 0- 2 | 0- 1 | 0- 2 | | | | |
| 0- 2 | 0- 0 | 0- 0 | NEUTRAL | 0- 0 | 0- 1 | 0- 1 | | | | |
| 3- 10 | 0- 0 | 0- 0 | CONFERENCE | 0- 2 | 0- 2 | 3- 6 | | | | |
| 3- 2 | 0- 0 | 0- 0 | HOME | 0- 1 | 0- 0 | 3- 1 | | | | |
| 0- 8 | 0- 0 | 0- 0 | AWAY | 0- 1 | 0- 2 | 0- 5 | | | | |
| 0- 0 | 0- 0 | 0- 0 | NEUTRAL | 0- 0 | 0- 0 | 0- 0 | | | | |

| RPI S | Opponent | Score | RPI S | Opponent | Score | RPI S | Opponent | Score | RPI S | Opponent | Score | Team's RPI: 332 |
|---------------------------|----------------|-------|-------|--------------|-------|-------|-----------------|-------|-------|----------------------|-------|-----------------|
| | | | | | | 77 | A Virginia | 23 66 | 103 | N Appalachian St. | 61 68 | |
| | | | | | | 78 | A East Carolina | 46 54 | 121 | A South Carolina St. | 59 62 | |
| | | | | | | 88 | A Hampton | 42 83 | 141 | A Hofstra | 47 82 | |
| | | | | | | 88 | H Hampton | 41 76 | 150 | A Howard | 45 56 | |
| | | | | | | | | | 157 | H Texas Southern | 53 68 | |
| | | | | | | | | | 186 | H Penn | 60 51 | |
| | | | | | | | | | 210 | A Radford | 50 73 | |
| | | | | | | | | | 253 | A Coppin St. | 49 79 | |
| | | | | | | | | | 253 | H Coppin St. | 51 56 | |
| | | | | | | | | | 260 | N Northern Ill. | 38 69 | |
| | | | | | | | | | 262 | H USC Upstate | 64 71 | |
| | | | | | | | | | 291 | A Morgan St. | 48 57 | |
| | | | | | | | | | 291 | H Morgan St. | 81 68 | |
| | | | | | | | | | 293 | A Delaware St. | 48 58 | |
| | | | | | | | | | 293 | H Delaware St. | 61 51 | |
| | | | | | | | | | 315 | A Savannah St. | 55 62 | |
| | | | | | | | | | 317 | A UNC Greensboro | 63 71 | |
| | | | | | | | | | 334 | A UMES | 80 86 | |
| | | | | | | | | | 334 | H UMES | 54 51 | |
| LAST 12 Division I GAMES: | | | | | | | | | | | | |
| 293 | A Delaware St. | 48 58 | 88 | H Hampton | 41 76 | | | | | | | |
| 88 | A Hampton | 42 83 | 291 | H Morgan St. | 81 68 | | | | | | | |
| 334 | H UMES | 54 51 | 253 | H Coppin St. | 51 56 | | | | | | | |
| 293 | H Delaware St. | 61 51 | 150 | A Howard | 45 56 | | | | | | | |
| 291 | A Morgan St. | 48 57 | 334 | A UMES | 80 86 | | | | | | | |
| 253 | A Coppin St. | 49 79 | 141 | A Hofstra | 47 82 | | | | | | | |

Non-Div I Games: Chowan 60 56

Norfolk St.

■ Loss,
 ■ Non-Conf,
 ■ S Site,
 ■ H Home
 ■ A Away
 N Neutral

North Carolina

Through Games Of Sunday, February 24, 2013

| Average RPI Win: | 130 | WON-LOST | WINNING | LAST 12 | STRENGTH OF | OPP. STRENGTH | TEAM | ADJ. | CONF. | ADJ CONF. |
|-------------------|----------|-----------|----------------|------------|-------------|---------------|------|------|-------|-----------|
| Average RPI Loss: | 12 | RECORD | PCT. RANK | GAMES | SCHEDULE | OF SCHEDULE | RPI | RPI | RPI | RPI |
| DIV. I ONLY | 25- 4 | 15 | 9- 3 | 80 | 21 | 18 | 18 | 5 | 5 | |
| DIV. I NON-CONF. | 12- 1 | 4 | 0- 0 | 173 | 47 | 27 | 27 | 4 | 4 | |
| TOTALS | RPI 1-25 | RPI 26-50 | W-L RECORDS | RPI 51-100 | RPI 101-150 | RPI 150+ | | | | |
| 25- 4 | 2- 4 | 3- 0 | OVERALL | 7- 0 | 5- 0 | 8- 0 | | | | |
| 16- 1 | 2- 1 | 2- 0 | HOME | 4- 0 | 2- 0 | 6- 0 | | | | |
| 8- 3 | 0- 3 | 1- 0 | AWAY | 2- 0 | 3- 0 | 2- 0 | | | | |
| 1- 0 | 0- 0 | 0- 0 | NEUTRAL | 1- 0 | 0- 0 | 0- 0 | | | | |
| 12- 1 | 0- 1 | 3- 0 | NON-CONFERENCE | 3- 0 | 0- 0 | 6- 0 | | | | |
| 9- 0 | 0- 0 | 2- 0 | HOME | 2- 0 | 0- 0 | 5- 0 | | | | |
| 2- 1 | 0- 1 | 1- 0 | AWAY | 0- 0 | 0- 0 | 1- 0 | | | | |
| 1- 0 | 0- 0 | 0- 0 | NEUTRAL | 1- 0 | 0- 0 | 0- 0 | | | | |
| 13- 3 | 2- 3 | 0- 0 | CONFERENCE | 4- 0 | 5- 0 | 2- 0 | | | | |
| 7- 1 | 2- 1 | 0- 0 | HOME | 2- 0 | 2- 0 | 1- 0 | | | | |
| 6- 2 | 0- 2 | 0- 0 | AWAY | 2- 0 | 3- 0 | 1- 0 | | | | |
| 0- 0 | 0- 0 | 0- 0 | NEUTRAL | 0- 0 | 0- 0 | 0- 0 | | | | |

| RPI S | Opponent | Score | RPI S | Opponent | Score | RPI S | Opponent | Score | RPI S | Opponent | Score |
|---------------------------|----------------------|--------|-------|----------------|-------|-------|-----------------|-------|-------|----------------------|--------|
| 6 | H Duke | 63 84 | 34 | H Duquesne | 62 58 | 54 | A Miami (FL) | 64 62 | 120 | A North Carolina St. | 70 66 |
| 7 | A Tennessee | 57 102 | 35 | A Iowa | 77 64 | 76 | A Georgia Tech | 60 58 | 120 | H North Carolina St. | 68 58 |
| 10 | A Maryland | 59 85 | 50 | H Georgetown | 63 48 | 76 | H Georgia Tech | 79 58 | 124 | A Virginia Tech | 72 50 |
| 10 | H Maryland | 60 57 | | | | 77 | H Virginia | 71 60 | 124 | H Virginia Tech | 48 45 |
| 23 | A Florida St. | 73 80 | | | | 78 | N East Carolina | 76 67 | 131 | A Boston College | 80 52 |
| 23 | H Florida St. | 72 62 | | | | 86 | H Ohio St. | 57 54 | 166 | A Clemson | 65 58 |
| | | | | | | 87 | H Davidson | 70 59 | 168 | H Wake Forest | 76 56 |
| | | | | | | | | | 195 | H La Salle | 85 55 |
| | | | | | | | | | 210 | H Radford | 64 44 |
| | | | | | | | | | 248 | H East Tenn. St. | 85 44 |
| | | | | | | | | | 285 | A Coastal Caro. | 75 49 |
| | | | | | | | | | 338 | H N.C. Central | 49 21 |
| | | | | | | | | | 341 | H UNC Asheville | 101 42 |
| LAST 12 Division I GAMES: | | | | | | | | | | | |
| 120 | H North Carolina St. | 68 58 | 6 | H Duke | 63 84 | | | | | | |
| 124 | A Virginia Tech | 72 50 | 23 | H Florida St. | 72 62 | | | | | | |
| 23 | A Florida St. | 73 80 | 54 | A Miami (FL) | 64 62 | | | | | | |
| 168 | H Wake Forest | 76 56 | 10 | A Maryland | 59 85 | | | | | | |
| 76 | A Georgia Tech | 60 58 | 77 | H Virginia | 71 60 | | | | | | |
| 131 | A Boston College | 80 52 | 76 | H Georgia Tech | 79 58 | | | | | | |

Non-Div I Games:

North Carolina

Loss, Non-Conf, S Site, H Home A Away N Neutral

| | | | | | | | | | | |
|-------------------|----------|-----------|----------------|------------|-------------|---------------|------|------|-------|-----------|
| Average RPI Win: | 168 | WON-LOST | WINNING | LAST 12 | STRENGTH OF | OPP. STRENGTH | TEAM | ADJ. | CONF. | ADJ CONF. |
| Average RPI Loss: | 62 | RECORD | PCT. RANK | GAMES | SCHEDULE | OF SCHEDULE | RPI | RPI | RPI | RPI |
| DIV. I ONLY | 13- 15 | 174 | 5- 7 | 68 | 44 | 120 | 120 | 5 | 5 | |
| DIV. I NON-CONF. | 8- 4 | 84 | 0- 0 | 181 | 105 | 126 | 126 | 4 | 4 | |
| TOTALS | RPI 1-25 | RPI 26-50 | W-L RECORDS | RPI 51-100 | RPI 101-150 | RPI 150+ | | | | |
| 13- 15 | 1- 5 | 0- 2 | OVERALL | 2- 5 | 3- 1 | 7- 2 | | | | |
| 9- 6 | 0- 3 | 0- 1 | HOME | 1- 2 | 2- 0 | 6- 0 | | | | |
| 3- 7 | 1- 2 | 0- 1 | AWAY | 1- 2 | 0- 1 | 1- 1 | | | | |
| 1- 2 | 0- 0 | 0- 0 | NEUTRAL | 0- 1 | 1- 0 | 0- 1 | | | | |
| 8- 4 | 0- 0 | 0- 2 | NON-CONFERENCE | 1- 1 | 2- 0 | 5- 1 | | | | |
| 6- 1 | 0- 0 | 0- 1 | HOME | 1- 0 | 1- 0 | 4- 0 | | | | |
| 1- 1 | 0- 0 | 0- 1 | AWAY | 0- 0 | 0- 0 | 1- 0 | | | | |
| 1- 2 | 0- 0 | 0- 0 | NEUTRAL | 0- 1 | 1- 0 | 0- 1 | | | | |
| 5- 11 | 1- 5 | 0- 0 | CONFERENCE | 1- 4 | 1- 1 | 2- 1 | | | | |
| 3- 5 | 0- 3 | 0- 0 | HOME | 0- 2 | 1- 0 | 2- 0 | | | | |
| 2- 6 | 1- 2 | 0- 0 | AWAY | 1- 2 | 0- 1 | 0- 1 | | | | |
| 0- 0 | 0- 0 | 0- 0 | NEUTRAL | 0- 0 | 0- 0 | 0- 0 | | | | |

| RPI 1-25 | | | | RPI 26-50 | | | | RPI 51-100 | | | | RPI 101+ Team's RPI: 120 | | | |
|---------------------------|---|----------------|-------|-----------|---|----------------|-------|------------|---|--------------|-------|--------------------------|---|-----------------|--------|
| RPI | S | Opponent | Score | RPI | S | Opponent | Score | RPI | S | Opponent | Score | RPI | S | Opponent | Score |
| 6 | H | Duke | 57 67 | 29 | H | Michigan St. | 51 68 | 54 | A | Miami (FL) | 53 79 | 109 | N | Arizona St. | 72 68 |
| 10 | A | Maryland | 62 82 | 41 | A | LSU | 73 81 | 54 | H | Miami (FL) | 55 59 | 124 | H | Virginia Tech | 58 39 |
| 18 | A | North Carolina | 58 68 | | | | | 69 | N | Florida | 64 66 | 131 | A | Boston College | 69 81 |
| 18 | H | North Carolina | 66 70 | | | | | 76 | A | Georgia Tech | 78 66 | 143 | H | Presbyterian | 76 30 |
| 23 | A | Florida St. | 76 69 | | | | | 76 | H | Georgia Tech | 70 79 | 152 | N | UNI | 72 76 |
| 23 | H | Florida St. | 74 82 | | | | | 77 | A | Virginia | 59 78 | 166 | H | Clemson | 79 45 |
| | | | | | | | | 90 | H | Auburn | 85 71 | 168 | A | Wake Forest | 56 69 |
| | | | | | | | | | | | | 168 | H | Wake Forest | 64 55 |
| | | | | | | | | | | | | 178 | H | Elon | 88 73 |
| | | | | | | | | | | | | 217 | A | St. Bonaventure | 70 66 |
| | | | | | | | | | | | | 238 | H | Longwood | 102 49 |
| | | | | | | | | | | | | 320 | H | Wofford | 85 45 |
| | | | | | | | | | | | | 327 | H | Charleston So. | 81 54 |
| LAST 12 Division I GAMES: | | | | | | | | | | | | | | | |
| 18 | A | North Carolina | 58 68 | 131 | A | Boston College | 69 81 | | | | | | | | |
| 54 | H | Miami (FL) | 55 59 | 76 | A | Georgia Tech | 78 66 | | | | | | | | |
| 76 | H | Georgia Tech | 70 79 | 124 | H | Virginia Tech | 58 39 | | | | | | | | |
| 23 | A | Florida St. | 76 69 | 23 | H | Florida St. | 74 82 | | | | | | | | |
| 166 | H | Clemson | 79 45 | 10 | A | Maryland | 62 82 | | | | | | | | |
| 168 | H | Wake Forest | 64 55 | 77 | A | Virginia | 59 78 | | | | | | | | |

Non-Div I Games:

North Carolina St.

■ Loss,
 ■ Non-Conf,
 ■ S Site,
 ■ H Home
 ■ A Away
 N Neutral

| Average RPI Win: | 237 | WON-LOST | WINNING | LAST 12 | STRENGTH OF | OPP. STRENGTH | TEAM | ADJ. | CONF. | ADJ CONF. |
|-------------------|----------|-----------|----------------|------------|-------------|---------------|------|------|-------|-----------|
| Average RPI Loss: | 125 | RECORD | PCT. RANK | GAMES | SCHEDULE | OF SCHEDULE | RPI | RPI | RPI | RPI |
| DIV. I ONLY | 10- 16 | 234 | 4- 8 | 171 | 176 | 231 | 231 | 16 | 16 | |
| DIV. I NON-CONF. | 4- 4 | 159 | 0- 0 | 93 | 113 | 97 | 97 | 14 | 14 | |
| TOTALS | RPI 1-25 | RPI 26-50 | W-L RECORDS | RPI 51-100 | RPI 101-150 | RPI 150+ | | | | |
| 10- 16 | 0- 1 | 0- 1 | OVERALL | 1- 5 | 2- 6 | 7- 3 | | | | |
| 7- 5 | 0- 0 | 0- 0 | HOME | 0- 2 | 2- 2 | 5- 1 | | | | |
| 3- 11 | 0- 1 | 0- 1 | AWAY | 1- 3 | 0- 4 | 2- 2 | | | | |
| 0- 0 | 0- 0 | 0- 0 | NEUTRAL | 0- 0 | 0- 0 | 0- 0 | | | | |
| 4- 4 | 0- 1 | 0- 1 | NON-CONFERENCE | 1- 2 | 0- 0 | 3- 0 | | | | |
| 2- 1 | 0- 0 | 0- 0 | HOME | 0- 1 | 0- 0 | 2- 0 | | | | |
| 2- 3 | 0- 1 | 0- 1 | AWAY | 1- 1 | 0- 0 | 1- 0 | | | | |
| 0- 0 | 0- 0 | 0- 0 | NEUTRAL | 0- 0 | 0- 0 | 0- 0 | | | | |
| 6- 12 | 0- 0 | 0- 0 | CONFERENCE | 0- 3 | 2- 6 | 4- 3 | | | | |
| 5- 4 | 0- 0 | 0- 0 | HOME | 0- 1 | 2- 2 | 3- 1 | | | | |
| 1- 8 | 0- 0 | 0- 0 | AWAY | 0- 2 | 0- 4 | 1- 2 | | | | |
| 0- 0 | 0- 0 | 0- 0 | NEUTRAL | 0- 0 | 0- 0 | 0- 0 | | | | |

| RPI S | Opponent | Score | RPI S | Opponent | Score | RPI S | Opponent | Score | RPI S | Opponent | Score | Team's RPI: 231 |
|---------------------------|------------------|-------|-------|------------------|-------|-------|-----------------|-------|-------|--------------------|-------|-----------------|
| 25 | A Iowa St. | 34 73 | 34 | A Duquesne | 38 64 | 58 | A South Fla. | 58 85 | 101 | A Northern Colo. | 41 53 | |
| | | | | | | 85 | A Montana | 45 77 | 101 | H Northern Colo. | 41 44 | |
| | | | | | | 85 | H Montana | 42 61 | 135 | A Idaho St. | 43 60 | |
| | | | | | | 93 | A Utah | 62 56 | 135 | H Idaho St. | 64 59 | |
| | | | | | | 95 | H Harvard | 52 65 | 139 | A Montana St. | 49 64 | |
| | | | | | | 99 | A Eastern Wash. | 72 75 | 139 | H Montana St. | 62 55 | |
| | | | | | | | | | 149 | A Sacramento St. | 62 80 | |
| | | | | | | | | | 149 | H Sacramento St. | 77 79 | |
| | | | | | | | | | 209 | A Portland St. | 66 73 | |
| | | | | | | | | | 209 | H Portland St. | 71 50 | |
| | | | | | | | | | 244 | H Southern Utah | 54 60 | |
| | | | | | | | | | 257 | H Drake | 67 63 | |
| | | | | | | | | | 266 | A North Dakota St. | 73 63 | |
| | | | | | | | | | 287 | A Northern Ariz. | 60 64 | |
| | | | | | | | | | 287 | H Northern Ariz. | 70 50 | |
| | | | | | | | | | 326 | H Air Force | 76 42 | |
| | | | | | | | | | 328 | A Weber St. | 56 51 | |
| | | | | | | | | | 328 | H Weber St. | 73 49 | |
| LAST 12 Division I GAMES: | | | | | | | | | | | | |
| 209 | H Portland St. | 71 50 | 135 | A Idaho St. | 43 60 | | | | | | | |
| 101 | H Northern Colo. | 41 44 | 328 | A Weber St. | 56 51 | | | | | | | |
| 287 | A Northern Ariz. | 60 64 | 287 | H Northern Ariz. | 70 50 | | | | | | | |
| 149 | A Sacramento St. | 62 80 | 149 | H Sacramento St. | 77 79 | | | | | | | |
| 85 | H Montana | 42 61 | 209 | A Portland St. | 66 73 | | | | | | | |
| 139 | H Montana St. | 62 55 | 99 | A Eastern Wash. | 72 75 | | | | | | | |

Non-Div I Games: Jamestown 63 49

North Dakota

■ Loss,
■ Non-Conf,
■ S Site,
■ H Home
■ A Away
N Neutral

| | | | | | | | | | |
|------------------------------|----------|-----------|----------------|-------------|---------------|----------|------|-------|-----------|
| Average RPI Win: 224 | WON-LOST | WINNING | LAST 12 | STRENGTH OF | OPP. STRENGTH | TEAM | ADJ. | CONF. | ADJ CONF. |
| Average RPI Loss: 187 | RECORD | PCT. RANK | GAMES | SCHEDULE | OF SCHEDULE | RPI | RPI | RPI | RPI |
| DIV. I ONLY | 9- 16 | 252 | 5- 7 | 200 | 255 | 266 | 266 | 23 | 23 |
| DIV. I NON-CONF. | 4- 8 | 242 | 1- 1 | 124 | 259 | 243 | 243 | 21 | 21 |
| TOTALS | RPI 1-25 | RPI 26-50 | W-L RECORDS | RPI 51-100 | RPI 101-150 | RPI 150+ | | | |
| 9- 16 | 0- 1 | 0- 1 | OVERALL | 1- 1 | 1- 2 | 7- 11 | | | |
| 6- 6 | 0- 0 | 0- 0 | HOME | 1- 0 | 1- 0 | 4- 6 | | | |
| 2- 10 | 0- 1 | 0- 1 | AWAY | 0- 1 | 0- 2 | 2- 5 | | | |
| 1- 0 | 0- 0 | 0- 0 | NEUTRAL | 0- 0 | 0- 0 | 1- 0 | | | |
| 4- 8 | 0- 1 | 0- 1 | NON-CONFERENCE | 1- 0 | 0- 1 | 3- 5 | | | |
| 3- 3 | 0- 0 | 0- 0 | HOME | 1- 0 | 0- 0 | 2- 3 | | | |
| 0- 5 | 0- 1 | 0- 1 | AWAY | 0- 0 | 0- 1 | 0- 2 | | | |
| 1- 0 | 0- 0 | 0- 0 | NEUTRAL | 0- 0 | 0- 0 | 1- 0 | | | |
| 5- 8 | 0- 0 | 0- 0 | CONFERENCE | 0- 1 | 1- 1 | 4- 6 | | | |
| 3- 3 | 0- 0 | 0- 0 | HOME | 0- 0 | 1- 0 | 2- 3 | | | |
| 2- 5 | 0- 0 | 0- 0 | AWAY | 0- 1 | 0- 1 | 2- 3 | | | |
| 0- 0 | 0- 0 | 0- 0 | NEUTRAL | 0- 0 | 0- 0 | 0- 0 | | | |

| RPI 1-25 | | | | RPI 26-50 | | | | RPI 51-100 | | | | RPI 101+ Team's RPI: 266 | | | |
|---------------------------|---|--------------|--------------|-----------|---|--------------|--------------|------------|---|------------------|--------------|--------------------------|---|----------------|--------------|
| RPI | S | Opponent | Score | RPI | S | Opponent | Score | RPI | S | Opponent | Score | RPI | S | Opponent | Score |
| 24 | A | Creighton | 42 63 | 26 | A | Green Bay | 37 72 | 65 | A | South Dakota St. | 57 76 | 101 | A | Northern Colo. | 61 75 |
| | | | | | | | | 95 | H | Harvard | 81 72 | 127 | A | IUPUI | 40 57 |
| | | | | | | | | | | | | 127 | H | IUPUI | 71 68 |
| | | | | | | | | | | | | 152 | H | UNI | 50 66 |
| | | | | | | | | | | | | 222 | H | Milwaukee | 60 48 |
| | | | | | | | | | | | | 225 | A | South Dakota | 57 50 |
| | | | | | | | | | | | | 225 | H | South Dakota | 52 73 |
| | | | | | | | | | | | | 231 | H | North Dakota | 63 73 |
| | | | | | | | | | | | | 234 | A | Neb. Omaha | 52 61 |
| | | | | | | | | | | | | 234 | H | Neb. Omaha | 63 62 |
| | | | | | | | | | | | | 241 | N | Prairie View | 61 56 |
| | | | | | | | | | | | | 246 | A | Western Ill. | 50 55 |
| | | | | | | | | | | | | 246 | H | Western Ill. | 83 85 |
| | | | | | | | | | | | | 249 | A | IPFW | 58 65 |
| | | | | | | | | | | | | 249 | H | IPFW | 58 70 |
| | | | | | | | | | | | | 257 | H | Drake | 50 62 |
| | | | | | | | | | | | | 276 | A | Boise St. | 61 80 |
| | | | | | | | | | | | | 286 | A | UMKC | 60 62 |
| | | | | | | | | | | | | 286 | H | UMKC | 59 48 |
| | | | | | | | | | | | | 294 | A | Oakland | 60 59 |
| | | | | | | | | | | | | 294 | H | Oakland | 73 68 |
| LAST 12 Division I GAMES: | | | | | | | | | | | | | | | |
| 234 | H | Neb. Omaha | 63 62 | 286 | A | UMKC | 60 62 | 234 | A | Neb. Omaha | 52 61 | | | | |
| 127 | A | IUPUI | 40 57 | 246 | H | Western Ill. | 83 85 | 127 | H | IUPUI | 71 68 | | | | |
| 246 | A | Western Ill. | 50 55 | 294 | A | Oakland | 60 59 | 249 | A | IPFW | 58 65 | | | | |
| 249 | H | IPFW | 58 70 | | | | | | | | | | | | |
| 294 | H | Oakland | 73 68 | | | | | | | | | | | | |
| 225 | A | South Dakota | 57 50 | | | | | | | | | | | | |

Non-Div I Games: Mayville St. 111 75 Alas. Anchorage 47 **73**

North Dakota St.

North Florida

Through Games Of Sunday, February 24, 2013

| | | | | | | | | | |
|------------------------------|----------|-----------|----------------|-------------|---------------|----------|------|-------|-----------|
| Average RPI Win: 275 | WON-LOST | WINNING | LAST 12 | STRENGTH OF | OPP. STRENGTH | TEAM | ADJ. | CONF. | ADJ CONF. |
| Average RPI Loss: 171 | RECORD | PCT. RANK | GAMES | SCHEDULE | OF SCHEDULE | RPI | RPI | RPI | RPI |
| DIV. I ONLY | 10- 16 | 234 | 4- 8 | 280 | 294 | 282 | 282 | 29 | 29 |
| DIV. I NON-CONF. | 5- 7 | 211 | 0- 0 | 298 | 216 | 262 | 262 | 27 | 27 |
| TOTALS | RPI 1-25 | RPI 26-50 | W-L RECORDS | RPI 51-100 | RPI 101-150 | RPI 150+ | | | |
| 10- 16 | 0- 0 | 0- 0 | OVERALL | 0- 5 | 1- 5 | 9- 6 | | | |
| 8- 4 | 0- 0 | 0- 0 | HOME | 0- 1 | 1- 1 | 7- 2 | | | |
| 1- 12 | 0- 0 | 0- 0 | AWAY | 0- 4 | 0- 4 | 1- 4 | | | |
| 1- 0 | 0- 0 | 0- 0 | NEUTRAL | 0- 0 | 0- 0 | 1- 0 | | | |
| 5- 7 | 0- 0 | 0- 0 | NON-CONFERENCE | 0- 3 | 0- 2 | 5- 2 | | | |
| 4- 1 | 0- 0 | 0- 0 | HOME | 0- 0 | 0- 0 | 4- 1 | | | |
| 0- 6 | 0- 0 | 0- 0 | AWAY | 0- 3 | 0- 2 | 0- 1 | | | |
| 1- 0 | 0- 0 | 0- 0 | NEUTRAL | 0- 0 | 0- 0 | 1- 0 | | | |
| 5- 9 | 0- 0 | 0- 0 | CONFERENCE | 0- 2 | 1- 3 | 4- 4 | | | |
| 4- 3 | 0- 0 | 0- 0 | HOME | 0- 1 | 1- 1 | 3- 1 | | | |
| 1- 6 | 0- 0 | 0- 0 | AWAY | 0- 1 | 0- 2 | 1- 3 | | | |
| 0- 0 | 0- 0 | 0- 0 | NEUTRAL | 0- 0 | 0- 0 | 0- 0 | | | |

| RPI S | Opponent | Score | RPI S | Opponent | Score | RPI S | Opponent | Score | RPI S | Opponent | Score | Team's RPI: 282 |
|---------------------------|----------|--------------|-------|----------|-------|-------|----------------|-------|-------|--------------------|-------|-----------------|
| | | | | | | 51 | A FGCU | 42 53 | 104 | A FIU | 44 63 | |
| | | | | | | 51 | H FGCU | 50 66 | 111 | A Stetson | 57 71 | |
| | | | | | | 54 | A Miami (FL) | 24 77 | 111 | H Stetson | 56 52 | |
| | | | | | | 58 | A South Fla. | 44 66 | 136 | A Mercer | 49 51 | |
| | | | | | | 69 | A Florida | 44 74 | 136 | H Mercer | 43 56 | |
| | | | | | | | | | 146 | A UCF | 41 53 | |
| | | | | | | | | | 176 | H Northern Ky. | 59 55 | |
| | | | | | | | | | 248 | A East Tenn. St. | 62 56 | |
| | | | | | | | | | 262 | A USC Upstate | 52 64 | |
| | | | | | | | | | 262 | H USC Upstate | 57 61 | |
| | | | | | | | | | 285 | N Coastal Caro. | 69 58 | |
| | | | | | | | | | 300 | H Vermont | 64 61 | |
| | | | | | | | | | 311 | A Jacksonville | 55 57 | |
| | | | | | | | | | 311 | H Jacksonville | 66 63 | |
| | | | | | | | | | 312 | H Bethune-Cookman | 56 55 | |
| | | | | | | | | | 315 | A Savannah St. | 40 49 | |
| | | | | | | | | | 330 | H Lipscomb | 77 64 | |
| | | | | | | | | | 334 | H UMES | 52 54 | |
| | | | | | | | | | 335 | A Kennesaw St. | 40 50 | |
| | | | | | | | | | 335 | H Kennesaw St. | 52 49 | |
| | | | | | | | | | 343 | H Jacksonville St. | 52 45 | |
| LAST 12 Division I GAMES: | | | | | | | | | | | | |
| 262 | H | USC Upstate | 57 | 61 | 262 | A | USC Upstate | 52 | 64 | | | |
| 311 | A | Jacksonville | 55 | 57 | 248 | A | East Tenn. St. | 62 | 56 | | | |
| 335 | A | Kennesaw St. | 40 | 50 | 311 | H | Jacksonville | 66 | 63 | | | |
| 136 | A | Mercer | 49 | 51 | 136 | H | Mercer | 43 | 56 | | | |
| 51 | H | FGCU | 50 | 66 | 335 | H | Kennesaw St. | 52 | 49 | | | |
| 111 | H | Stetson | 56 | 52 | 51 | A | FGCU | 42 | 53 | | | |

Non-Div I Games:

North Florida

Loss, Non-Conf, S Site, H Home A Away N Neutral

| | | | | | | | | | | |
|-------------------|----------|-----------|----------------|------------|-------------|---------------|------|------|-------|-----------|
| Average RPI Win: | 206 | WON-LOST | WINNING | LAST 12 | STRENGTH OF | OPP. STRENGTH | TEAM | ADJ. | CONF. | ADJ CONF. |
| Average RPI Loss: | 146 | RECORD | PCT. RANK | GAMES | SCHEDULE | OF SCHEDULE | RPI | RPI | RPI | RPI |
| DIV. I ONLY | 10- 18 | 254 | 4- 8 | 149 | 150 | 214 | 214 | 13 | 13 | |
| DIV. I NON-CONF. | 1- 8 | 319 | 0- 0 | 175 | 174 | 305 | 305 | 13 | 13 | |
| TOTALS | RPI 1-25 | RPI 26-50 | W-L RECORDS | RPI 51-100 | RPI 101-150 | RPI 150+ | | | | |
| 10- 18 | 0- 0 | 0- 1 | OVERALL | 1- 7 | 2- 2 | 7- 8 | | | | |
| 4- 8 | 0- 0 | 0- 0 | HOME | 0- 3 | 0- 2 | 4- 3 | | | | |
| 5- 10 | 0- 0 | 0- 1 | AWAY | 1- 4 | 2- 0 | 2- 5 | | | | |
| 1- 0 | 0- 0 | 0- 0 | NEUTRAL | 0- 0 | 0- 0 | 1- 0 | | | | |
| 1- 8 | 0- 0 | 0- 1 | NON-CONFERENCE | 0- 2 | 0- 1 | 1- 4 | | | | |
| 0- 3 | 0- 0 | 0- 0 | HOME | 0- 0 | 0- 1 | 0- 2 | | | | |
| 0- 5 | 0- 0 | 0- 1 | AWAY | 0- 2 | 0- 0 | 0- 2 | | | | |
| 1- 0 | 0- 0 | 0- 0 | NEUTRAL | 0- 0 | 0- 0 | 1- 0 | | | | |
| 9- 10 | 0- 0 | 0- 0 | CONFERENCE | 1- 5 | 2- 1 | 6- 4 | | | | |
| 4- 5 | 0- 0 | 0- 0 | HOME | 0- 3 | 0- 1 | 4- 1 | | | | |
| 5- 5 | 0- 0 | 0- 0 | AWAY | 1- 2 | 2- 0 | 2- 3 | | | | |
| 0- 0 | 0- 0 | 0- 0 | NEUTRAL | 0- 0 | 0- 0 | 0- 0 | | | | |

| RPI S | Opponent | Score | RPI S | Opponent | Score | RPI S | Opponent | Score | RPI S | Opponent | Score | Team's RPI: 214 |
|---------------------------|----------|-------|-------|---------------|-------|-------|---------------|-------|-------|-----------------|-------|-----------------|
| | | | 33 A | Oklahoma | 68 71 | 52 A | Middle Tenn. | 64 66 | 104 A | FIU | 70 68 | |
| | | | | | | 52 H | Middle Tenn. | 47 60 | 104 H | FIU | 63 72 | |
| | | | | | | 56 A | SMU | 63 67 | 138 H | Arizona | 66 71 | |
| | | | | | | 68 A | UALR | 68 65 | 144 A | Arkansas St. | 64 62 | |
| | | | | | | 68 H | UALR | 48 52 | 165 A | Alabama | 83 88 | |
| | | | | | | 89 A | Western Ky. | 80 82 | 181 A | South Ala. | 61 65 | |
| | | | | | | 89 H | Western Ky. | 62 76 | 181 H | South Ala. | 67 47 | |
| | | | | | | 91 A | Tulane | 62 73 | 194 A | New Mexico | 59 81 | |
| | | | | | | | | | 198 A | Fla. Atlantic | 67 79 | |
| | | | | | | | | | 198 H | Fla. Atlantic | 60 73 | |
| | | | | | | | | | 217 N | St. Bonaventure | 72 71 | |
| | | | | | | | | | 239 A | La.-Monroe | 76 75 | |
| | | | | | | | | | 239 H | La.-Monroe | 79 51 | |
| | | | | | | | | | 283 A | La.-Lafayette | 64 46 | |
| | | | | | | | | | 283 H | La.-Lafayette | 71 59 | |
| | | | | | | | | | 302 H | Texas St. | 83 88 | |
| | | | | | | | | | 306 A | Troy | 69 86 | |
| | | | | | | | | | 306 H | Troy | 87 71 | |
| | | | | | | | | | 307 H | Texas-Arlington | 50 59 | |
| LAST 12 Division I GAMES: | | | | | | | | | | | | |
| | | | 181 A | South Ala. | 61 65 | 144 A | Arkansas St. | 64 62 | | | | |
| | | | 198 H | Fla. Atlantic | 60 73 | 283 A | La.-Lafayette | 64 46 | | | | |
| | | | 306 A | Troy | 69 86 | 68 H | UALR | 48 52 | | | | |
| | | | 239 A | La.-Monroe | 76 75 | 52 H | Middle Tenn. | 47 60 | | | | |
| | | | 104 H | FIU | 63 72 | 198 A | Fla. Atlantic | 67 79 | | | | |
| | | | 89 H | Western Ky. | 62 76 | 104 A | FIU | 70 68 | | | | |

Non-Div I Games:

North Texas

■ Loss,
 ■ Non-Conf,
 ■ S Site,
 ■ H Home
 ■ A Away
 N Neutral

Northeastern

Through Games Of Sunday, February 24, 2013

| | | | | | | | | | |
|------------------------------|----------|-----------|----------------|-------------|---------------|----------|------|-------|-----------|
| Average RPI Win: 237 | WON-LOST | WINNING | LAST 12 | STRENGTH OF | OPP. STRENGTH | TEAM | ADJ. | CONF. | ADJ CONF. |
| Average RPI Loss: 114 | RECORD | PCT. RANK | GAMES | SCHEDULE | OF SCHEDULE | RPI | RPI | RPI | RPI |
| DIV. I ONLY | 15- 10 | 110 | 6- 6 | 215 | 136 | 116 | 116 | 14 | 14 |
| DIV. I NON-CONF. | 7- 4 | 103 | 0- 0 | 252 | 140 | 130 | 130 | 15 | 15 |
| TOTALS | RPI 1-25 | RPI 26-50 | W-L RECORDS | RPI 51-100 | RPI 101-150 | RPI 150+ | | | |
| 15- 10 | 0- 2 | 0- 1 | OVERALL | 1- 2 | 1- 3 | 13- 2 | | | |
| 9- 2 | 0- 1 | 0- 0 | HOME | 1- 1 | 0- 0 | 8- 0 | | | |
| 6- 7 | 0- 1 | 0- 0 | AWAY | 0- 1 | 1- 3 | 5- 2 | | | |
| 0- 1 | 0- 0 | 0- 1 | NEUTRAL | 0- 0 | 0- 0 | 0- 0 | | | |
| 7- 4 | 0- 0 | 0- 1 | NON-CONFERENCE | 1- 0 | 0- 2 | 6- 1 | | | |
| 5- 0 | 0- 0 | 0- 0 | HOME | 1- 0 | 0- 0 | 4- 0 | | | |
| 2- 3 | 0- 0 | 0- 0 | AWAY | 0- 0 | 0- 2 | 2- 1 | | | |
| 0- 1 | 0- 0 | 0- 1 | NEUTRAL | 0- 0 | 0- 0 | 0- 0 | | | |
| 8- 6 | 0- 2 | 0- 0 | CONFERENCE | 0- 2 | 1- 1 | 7- 1 | | | |
| 4- 2 | 0- 1 | 0- 0 | HOME | 0- 1 | 0- 0 | 4- 0 | | | |
| 4- 4 | 0- 1 | 0- 0 | AWAY | 0- 1 | 1- 1 | 3- 1 | | | |
| 0- 0 | 0- 0 | 0- 0 | NEUTRAL | 0- 0 | 0- 0 | 0- 0 | | | |

| RPI 1-25 | | | | RPI 26-50 | | | | RPI 51-100 | | | | RPI 101+ Team's RPI: 116 | | | |
|---------------------------|---|----------------|--------------|-----------|---|---------------|--------------|------------|---|---------------|--------------|--------------------------|---|----------------|--------------|
| RPI | S | Opponent | Score | RPI | S | Opponent | Score | RPI | S | Opponent | Score | RPI | S | Opponent | Score |
| 20 | A | Delaware | 50 77 | 44 | N | Quinnipiac | 72 83 | 59 | H | Boston U. | 73 62 | 104 | A | FIU | 56 66 |
| 20 | H | Delaware | 51 76 | | | | | 82 | A | James Madison | 65 68 | 117 | A | Old Dominion | 67 70 |
| | | | | | | | | 92 | H | Drexel | 73 85 | 126 | A | Temple | 59 63 |
| | | | | | | | | | | | | 141 | A | Hofstra | 59 57 |
| | | | | | | | | | | | | 156 | H | Holy Cross | 70 48 |
| | | | | | | | | | | | | 195 | A | La Salle | 76 45 |
| | | | | | | | | | | | | 223 | H | Dartmouth | 80 45 |
| | | | | | | | | | | | | 242 | A | Georgia St. | 68 55 |
| | | | | | | | | | | | | 242 | H | Georgia St. | 65 50 |
| | | | | | | | | | | | | 247 | A | Eastern Mich. | 47 50 |
| | | | | | | | | | | | | 271 | A | George Mason | 60 51 |
| | | | | | | | | | | | | 271 | H | George Mason | 69 63 |
| | | | | | | | | | | | | 279 | H | Towson | 59 56 |
| | | | | | | | | | | | | 284 | A | William & Mary | 70 78 |
| | | | | | | | | | | | | 284 | H | William & Mary | 71 69 |
| | | | | | | | | | | | | 292 | A | NJIT | 59 45 |
| | | | | | | | | | | | | 296 | H | Massachusetts | 78 51 |
| | | | | | | | | | | | | 297 | A | UNC Wilmington | 67 52 |
| | | | | | | | | | | | | 301 | H | Rhode Island | 94 53 |
| LAST 12 Division I GAMES: | | | | | | | | | | | | | | | |
| 297 | A | UNC Wilmington | 67 52 | 20 | A | Delaware | 50 77 | | | | | | | | |
| 242 | H | Georgia St. | 65 50 | 92 | H | Drexel | 73 85 | | | | | | | | |
| 117 | A | Old Dominion | 67 70 | 271 | A | George Mason | 60 51 | | | | | | | | |
| 284 | A | William & Mary | 70 78 | 242 | A | Georgia St. | 68 55 | | | | | | | | |
| 141 | A | Hofstra | 59 57 | 20 | H | Delaware | 51 76 | | | | | | | | |
| 279 | H | Towson | 59 56 | 82 | A | James Madison | 65 68 | | | | | | | | |

Non-Div I Games:

Northeastern

■ Loss,
 ■ Non-Conf, S Site,
 ■ Home
 ■ Away
 N Neutral

| Average RPI Win: | 219 | WON-LOST | WINNING | LAST 12 | STRENGTH OF | OPP. STRENGTH | TEAM | ADJ. | CONF. | ADJ CONF. |
|-------------------|----------|-----------|----------------|------------|-------------|---------------|------|------|-------|-----------|
| Average RPI Loss: | 177 | RECORD | PCT. RANK | GAMES | SCHEDULE | OF SCHEDULE | RPI | RPI | RPI | RPI |
| DIV. I ONLY | 7- 18 | 296 | 4- 8 | 192 | 244 | 287 | 287 | 16 | 16 | |
| DIV. I NON-CONF. | 1- 8 | 319 | 0- 0 | 243 | 322 | 328 | 328 | 14 | 14 | |
| TOTALS | RPI 1-25 | RPI 26-50 | W-L RECORDS | RPI 51-100 | RPI 101-150 | RPI 150+ | | | | |
| 7- 18 | 0- 1 | 0- 0 | OVERALL | 2- 1 | 0- 6 | 5- 10 | | | | |
| 4- 8 | 0- 0 | 0- 0 | HOME | 1- 0 | 0- 3 | 3- 5 | | | | |
| 3- 10 | 0- 1 | 0- 0 | AWAY | 1- 1 | 0- 3 | 2- 5 | | | | |
| 0- 0 | 0- 0 | 0- 0 | NEUTRAL | 0- 0 | 0- 0 | 0- 0 | | | | |
| 1- 8 | 0- 1 | 0- 0 | NON-CONFERENCE | 0- 0 | 0- 0 | 1- 7 | | | | |
| 0- 4 | 0- 0 | 0- 0 | HOME | 0- 0 | 0- 0 | 0- 4 | | | | |
| 1- 4 | 0- 1 | 0- 0 | AWAY | 0- 0 | 0- 0 | 1- 3 | | | | |
| 0- 0 | 0- 0 | 0- 0 | NEUTRAL | 0- 0 | 0- 0 | 0- 0 | | | | |
| 6- 10 | 0- 0 | 0- 0 | CONFERENCE | 2- 1 | 0- 6 | 4- 3 | | | | |
| 4- 4 | 0- 0 | 0- 0 | HOME | 1- 0 | 0- 3 | 3- 1 | | | | |
| 2- 6 | 0- 0 | 0- 0 | AWAY | 1- 1 | 0- 3 | 1- 2 | | | | |
| 0- 0 | 0- 0 | 0- 0 | NEUTRAL | 0- 0 | 0- 0 | 0- 0 | | | | |

| RPI 1-25 | | | | RPI 26-50 | | | | RPI 51-100 | | | | RPI 101+ Team's RPI: 287 | | | |
|---------------------------|---|----------------|-------|-----------|---|----------------|-------|------------|---|---------------|-------|--------------------------|---|-------------------|-------|
| RPI | S | Opponent | Score | RPI | S | Opponent | Score | RPI | S | Opponent | Score | RPI | S | Opponent | Score |
| 15 | A | Nebraska | 55 77 | | | | | 85 | A | Montana | 71 79 | 101 | A | Northern Colo. | 54 69 |
| | | | | | | | | 99 | A | Eastern Wash. | 62 58 | 101 | H | Northern Colo. | 43 71 |
| | | | | | | | | 99 | H | Eastern Wash. | 83 68 | 135 | H | Idaho St. | 48 52 |
| | | | | | | | | | | | | 139 | A | Montana St. | 52 69 |
| | | | | | | | | | | | | 149 | A | Sacramento St. | 67 73 |
| | | | | | | | | | | | | 149 | H | Sacramento St. | 68 78 |
| | | | | | | | | | | | | 172 | H | Bradley | 83 95 |
| | | | | | | | | | | | | 194 | A | New Mexico | 57 68 |
| | | | | | | | | | | | | 209 | A | Portland St. | 61 66 |
| | | | | | | | | | | | | 209 | H | Portland St. | 59 60 |
| | | | | | | | | | | | | 215 | A | UC Riverside | 43 71 |
| | | | | | | | | | | | | 231 | A | North Dakota | 50 70 |
| | | | | | | | | | | | | 231 | H | North Dakota | 64 60 |
| | | | | | | | | | | | | 234 | A | Neb. Omaha | 75 79 |
| | | | | | | | | | | | | 244 | A | Southern Utah | 71 61 |
| | | | | | | | | | | | | 244 | H | Southern Utah | 76 74 |
| | | | | | | | | | | | | 261 | H | Western Mich. | 67 78 |
| | | | | | | | | | | | | 277 | H | CSU Bakersfield | 68 71 |
| | | | | | | | | | | | | 289 | A | Cal St. Fullerton | 55 54 |
| | | | | | | | | | | | | 304 | H | Utah Valley | 44 62 |
| | | | | | | | | | | | | 328 | H | Weber St. | 76 55 |
| LAST 12 Division I GAMES: | | | | | | | | | | | | | | | |
| 149 | H | Sacramento St. | 68 78 | 149 | A | Sacramento St. | 67 73 | | | | | | | | |
| 231 | H | North Dakota | 64 60 | 231 | A | North Dakota | 50 70 | | | | | | | | |
| 101 | H | Northern Colo. | 43 71 | 101 | A | Northern Colo. | 54 69 | | | | | | | | |
| 99 | A | Eastern Wash. | 62 58 | 135 | H | Idaho St. | 48 52 | | | | | | | | |
| 209 | A | Portland St. | 61 66 | 328 | H | Weber St. | 76 55 | | | | | | | | |
| 244 | H | Southern Utah | 76 74 | 209 | H | Portland St. | 59 60 | | | | | | | | |

Non-Div I Games:

Northern Ariz.

■ Loss,
■ Non-Conf, S Site,
■ Home
■ Away
N Neutral

| Average RPI Win: | 219 | WON-LOST | WINNING | LAST 12 | STRENGTH OF | OPP. STRENGTH | TEAM | ADJ. | CONF. | ADJ CONF. |
|-------------------|----------|-----------|----------------|------------|-------------|---------------|------|------|-------|-----------|
| Average RPI Loss: | 131 | RECORD | PCT. RANK | GAMES | SCHEDULE | OF SCHEDULE | RPI | RPI | RPI | RPI |
| DIV. I ONLY | 15- 10 | 110 | 10- 2 | 176 | 177 | 101 | 101 | 16 | 16 | |
| DIV. I NON-CONF. | 2- 6 | 288 | 0- 0 | 176 | 116 | 256 | 256 | 14 | 14 | |
| TOTALS | RPI 1-25 | RPI 26-50 | W-L RECORDS | RPI 51-100 | RPI 101-150 | RPI 150+ | | | | |
| 15- 10 | 0- 0 | 0- 1 | OVERALL | 1- 5 | 5- 1 | 9- 3 | | | | |
| 9- 1 | 0- 0 | 0- 0 | HOME | 1- 0 | 3- 0 | 5- 1 | | | | |
| 6- 9 | 0- 0 | 0- 1 | AWAY | 0- 5 | 2- 1 | 4- 2 | | | | |
| 0- 0 | 0- 0 | 0- 0 | NEUTRAL | 0- 0 | 0- 0 | 0- 0 | | | | |
| 2- 6 | 0- 0 | 0- 1 | NON-CONFERENCE | 0- 3 | 0- 0 | 2- 2 | | | | |
| 2- 0 | 0- 0 | 0- 0 | HOME | 0- 0 | 0- 0 | 2- 0 | | | | |
| 0- 6 | 0- 0 | 0- 1 | AWAY | 0- 3 | 0- 0 | 0- 2 | | | | |
| 0- 0 | 0- 0 | 0- 0 | NEUTRAL | 0- 0 | 0- 0 | 0- 0 | | | | |
| 13- 4 | 0- 0 | 0- 0 | CONFERENCE | 1- 2 | 5- 1 | 7- 1 | | | | |
| 7- 1 | 0- 0 | 0- 0 | HOME | 1- 0 | 3- 0 | 3- 1 | | | | |
| 6- 3 | 0- 0 | 0- 0 | AWAY | 0- 2 | 2- 1 | 4- 0 | | | | |
| 0- 0 | 0- 0 | 0- 0 | NEUTRAL | 0- 0 | 0- 0 | 0- 0 | | | | |

| RPI S | Opponent | Score | RPI S | Opponent | Score | RPI S | Opponent | Score | RPI S | Opponent | Score | Team's RPI: 101 |
|---------------------------|----------|-------|-------|----------------|-------|-------|----------------|-------|-------|------------------|-------|-----------------|
| | | | 31 A | Texas Tech | 41 68 | 79 A | Wichita St. | 35 51 | 135 A | Idaho St. | 50 49 | |
| | | | | | | 80 A | San Diego | 44 78 | 135 H | Idaho St. | 71 63 | |
| | | | | | | 85 A | Montana | 42 56 | 139 A | Montana St. | 58 65 | |
| | | | | | | 85 H | Montana | 54 41 | 139 H | Montana St. | 62 51 | |
| | | | | | | 93 A | Utah | 55 62 | 149 A | Sacramento St. | 81 73 | |
| | | | | | | 99 A | Eastern Wash. | 38 63 | 149 H | Sacramento St. | 79 63 | |
| | | | | | | | | | 209 A | Portland St. | 67 42 | |
| | | | | | | | | | 216 A | Denver | 46 57 | |
| | | | | | | | | | 231 A | North Dakota | 44 41 | |
| | | | | | | | | | 231 H | North Dakota | 53 41 | |
| | | | | | | | | | 240 A | Colorado St. | 43 56 | |
| | | | | | | | | | 244 H | Southern Utah | 57 73 | |
| | | | | | | | | | 266 H | North Dakota St. | 75 61 | |
| | | | | | | | | | 287 A | Northern Ariz. | 71 43 | |
| | | | | | | | | | 287 H | Northern Ariz. | 69 54 | |
| | | | | | | | | | 326 H | Air Force | 68 44 | |
| | | | | | | | | | 328 A | Weber St. | 65 47 | |
| | | | | | | | | | 328 H | Weber St. | 69 48 | |
| LAST 12 Division I GAMES: | | | | | | | | | | | | |
| | | | 244 H | Southern Utah | 57 73 | 328 A | Weber St. | 65 47 | | | | |
| | | | 231 A | North Dakota | 44 41 | 135 A | Idaho St. | 50 49 | | | | |
| | | | 149 A | Sacramento St. | 81 73 | 149 H | Sacramento St. | 79 63 | | | | |
| | | | 287 A | Northern Ariz. | 71 43 | 287 H | Northern Ariz. | 69 54 | | | | |
| | | | 139 H | Montana St. | 62 51 | 99 A | Eastern Wash. | 38 63 | | | | |
| | | | 85 H | Montana | 54 41 | 209 A | Portland St. | 67 42 | | | | |

Non-Div I Games: Johnson & Wales (CC102 33

Northern Colo.

| | | | | | | | | | |
|------------------------------|----------|-----------|----------------|-------------|---------------|----------|------|-------|-----------|
| Average RPI Win: 243 | WON-LOST | WINNING | LAST 12 | STRENGTH OF | OPP. STRENGTH | TEAM | ADJ. | CONF. | ADJ CONF. |
| Average RPI Loss: 147 | RECORD | PCT. RANK | GAMES | SCHEDULE | OF SCHEDULE | RPI | RPI | RPI | RPI |
| DIV. I ONLY | 7- 19 | 300 | 2- 10 | 158 | 184 | 260 | 260 | 18 | 18 |
| DIV. I NON-CONF. | 5- 8 | 222 | 0- 0 | 171 | 162 | 196 | 196 | 17 | 17 |
| TOTALS | RPI 1-25 | RPI 26-50 | W-L RECORDS | RPI 51-100 | RPI 101-150 | RPI 150+ | | | |
| 7- 19 | 0- 0 | 0- 4 | OVERALL | 1- 3 | 1- 3 | 5- 9 | | | |
| 2- 7 | 0- 0 | 0- 1 | HOME | 0- 2 | 1- 2 | 1- 2 | | | |
| 3- 11 | 0- 0 | 0- 3 | AWAY | 0- 1 | 0- 1 | 3- 6 | | | |
| 2- 1 | 0- 0 | 0- 0 | NEUTRAL | 1- 0 | 0- 0 | 1- 1 | | | |
| 5- 8 | 0- 0 | 0- 2 | NON-CONFERENCE | 1- 1 | 1- 1 | 3- 4 | | | |
| 2- 1 | 0- 0 | 0- 0 | HOME | 0- 1 | 1- 0 | 1- 0 | | | |
| 1- 6 | 0- 0 | 0- 2 | AWAY | 0- 0 | 0- 1 | 1- 3 | | | |
| 2- 1 | 0- 0 | 0- 0 | NEUTRAL | 1- 0 | 0- 0 | 1- 1 | | | |
| 2- 11 | 0- 0 | 0- 2 | CONFERENCE | 0- 2 | 0- 2 | 2- 5 | | | |
| 0- 6 | 0- 0 | 0- 1 | HOME | 0- 1 | 0- 2 | 0- 2 | | | |
| 2- 5 | 0- 0 | 0- 1 | AWAY | 0- 1 | 0- 0 | 2- 3 | | | |
| 0- 0 | 0- 0 | 0- 0 | NEUTRAL | 0- 0 | 0- 0 | 0- 0 | | | |

| RPI S | Opponent | Score | RPI S | Opponent | Score | RPI S | Opponent | Score | RPI S | Opponent | Score | Team's RPI: 260 |
|---------------------------|-----------------|-------|-------|-----------------|-------|-------|--------------------|-------|-------|------------------|-------|-----------------|
| 27 | A DePaul | 46 68 | 27 | A DePaul | 46 68 | 60 | A Central Mich. | 56 83 | 102 | H Eastern Ill. | 48 38 | |
| 35 | A Iowa | 40 63 | 35 | A Iowa | 40 63 | 65 | H South Dakota St. | 58 59 | 114 | A Indiana St. | 52 58 | |
| 43 | A Toledo | 40 72 | 43 | A Toledo | 40 72 | 87 | N Davidson | 64 61 | 132 | H Akron | 52 63 | |
| 43 | H Toledo | 42 44 | 43 | H Toledo | 42 44 | 96 | H Bowling Green | 49 60 | 142 | H Miami (OH) | 51 65 | |
| | | | | | | | | | 172 | A Bradley | 58 67 | |
| | | | | | | | | | 196 | N Xavier | 54 66 | |
| | | | | | | | | | 201 | A Ball St. | 54 64 | |
| | | | | | | | | | 201 | H Ball St. | 51 57 | |
| | | | | | | | | | 220 | H Loyola Chicago | 67 63 | |
| | | | | | | | | | 228 | A Valparaiso | 49 54 | |
| | | | | | | | | | 247 | A Eastern Mich. | 62 67 | |
| | | | | | | | | | 257 | A Buffalo | 53 60 | |
| | | | | | | | | | 261 | H Western Mich. | 51 54 | |
| | | | | | | | | | 280 | A Ill.-Chicago | 61 66 | |
| | | | | | | | | | 303 | A Morehead St. | 76 46 | |
| | | | | | | | | | 323 | A Ohio | 73 52 | |
| | | | | | | | | | 332 | N Norfolk St. | 69 38 | |
| | | | | | | | | | 337 | A Kent St. | 52 47 | |
| LAST 12 Division I GAMES: | | | | | | | | | | | | |
| 201 | A Ball St. | 54 64 | 247 | A Eastern Mich. | 62 67 | | | | | | | |
| 43 | A Toledo | 40 72 | 43 | H Toledo | 42 44 | | | | | | | |
| 96 | H Bowling Green | 49 60 | 261 | H Western Mich. | 51 54 | | | | | | | |
| 337 | A Kent St. | 52 47 | 60 | A Central Mich. | 56 83 | | | | | | | |
| 323 | A Ohio | 73 52 | 132 | H Akron | 52 63 | | | | | | | |
| 142 | H Miami (OH) | 51 65 | 201 | H Ball St. | 51 57 | | | | | | | |

Non-Div I Games:

Northern Ill.

■ Loss,
■ Non-Conf,
■ S Site,
■ H Home
■ A Away
N Neutral

| | | | | | | | | | | |
|-------------------|----------|-----------|----------------|------------|-------------|---------------|------|------|-------|-----------|
| Average RPI Win: | 235 | WON-LOST | WINNING | LAST 12 | STRENGTH OF | OPP. STRENGTH | TEAM | ADJ. | CONF. | ADJ CONF. |
| Average RPI Loss: | 152 | RECORD | PCT. RANK | GAMES | SCHEDULE | OF SCHEDULE | RPI | RPI | RPI | RPI |
| DIV. I ONLY | 12- 12 | 158 | 8- 4 | 173 | 263 | 176 | 176 | 31 | 31 | |
| DIV. I NON-CONF. | 12- 12 | 159 | 8- 4 | 183 | 293 | 176 | 176 | 32 | 32 | |
| TOTALS | RPI 1-25 | RPI 26-50 | W-L RECORDS | RPI 51-100 | RPI 101-150 | RPI 150+ | | | | |
| 12- 12 | 0- 0 | 0- 0 | OVERALL | 1- 3 | 2- 4 | 9- 5 | | | | |
| 7- 3 | 0- 0 | 0- 0 | HOME | 1- 1 | 1- 2 | 5- 0 | | | | |
| 5- 9 | 0- 0 | 0- 0 | AWAY | 0- 2 | 1- 2 | 4- 5 | | | | |
| 0- 0 | 0- 0 | 0- 0 | NEUTRAL | 0- 0 | 0- 0 | 0- 0 | | | | |
| 12- 12 | 0- 0 | 0- 0 | NON-CONFERENCE | 1- 3 | 2- 4 | 9- 5 | | | | |
| 7- 3 | 0- 0 | 0- 0 | HOME | 1- 1 | 1- 2 | 5- 0 | | | | |
| 5- 9 | 0- 0 | 0- 0 | AWAY | 0- 2 | 1- 2 | 4- 5 | | | | |
| 0- 0 | 0- 0 | 0- 0 | NEUTRAL | 0- 0 | 0- 0 | 0- 0 | | | | |
| 0- 0 | 0- 0 | 0- 0 | CONFERENCE | 0- 0 | 0- 0 | 0- 0 | | | | |
| 0- 0 | 0- 0 | 0- 0 | HOME | 0- 0 | 0- 0 | 0- 0 | | | | |
| 0- 0 | 0- 0 | 0- 0 | AWAY | 0- 0 | 0- 0 | 0- 0 | | | | |
| 0- 0 | 0- 0 | 0- 0 | NEUTRAL | 0- 0 | 0- 0 | 0- 0 | | | | |

| RPI 1-25 | | | | RPI 26-50 | | | | RPI 51-100 | | | | RPI 101+ | | | | Team's RPI: 176 | |
|---------------------------|---|----------|-------|-----------|---|----------------|-------|------------|---|----------------|-------|----------|-----|----------|----------------|-----------------|----|
| RPI | S | Opponent | Score | RPI | S | Opponent | Score | RPI | S | Opponent | Score | RPI | S | Opponent | Score | | |
| | | | | | | | | 51 | A | FGCU | 50 | 79 | 107 | H | Butler | 56 | 66 |
| | | | | | | | | 51 | H | FGCU | 53 | 68 | 111 | A | Stetson | 39 | 62 |
| | | | | | | | | 63 | H | Youngstown St. | 66 | 64 | 111 | H | Stetson | 73 | 68 |
| | | | | | | | | 89 | A | Western Ky. | 53 | 65 | 136 | A | Mercer | 69 | 60 |
| | | | | | | | | | | | | | 136 | H | Mercer | 67 | 77 |
| | | | | | | | | | | | | | 142 | A | Miami (OH) | 52 | 63 |
| | | | | | | | | | | | | | 151 | A | Missouri St. | 67 | 70 |
| | | | | | | | | | | | | | 169 | A | Cincinnati | 31 | 49 |
| | | | | | | | | | | | | | 201 | A | Ball St. | 69 | 67 |
| | | | | | | | | | | | | | 220 | A | Loyola Chicago | 65 | 77 |
| | | | | | | | | | | | | | 248 | A | East Tenn. St. | 77 | 76 |
| | | | | | | | | | | | | | 248 | H | East Tenn. St. | 68 | 55 |
| | | | | | | | | | | | | | 262 | A | USC Upstate | 81 | 61 |
| | | | | | | | | | | | | | 262 | H | USC Upstate | 70 | 62 |
| | | | | | | | | | | | | | 282 | A | North Florida | 55 | 59 |
| | | | | | | | | | | | | | 297 | H | UNC Wilmington | 71 | 55 |
| | | | | | | | | | | | | | 311 | A | Jacksonville | 60 | 65 |
| | | | | | | | | | | | | | 330 | A | Lipscomb | 75 | 58 |
| | | | | | | | | | | | | | 330 | H | Lipscomb | 66 | 33 |
| | | | | | | | | | | | | | 335 | H | Kennesaw St. | 65 | 49 |
| LAST 12 Division I GAMES: | | | | | | | | | | | | | | | | | |
| | | | | 136 | A | Mercer | 69 | 60 | | | | | 136 | H | Mercer | 67 | 77 |
| | | | | 51 | H | FGCU | 53 | 68 | | | | | 335 | H | Kennesaw St. | 65 | 49 |
| | | | | 111 | H | Stetson | 73 | 68 | | | | | 111 | A | Stetson | 39 | 62 |
| | | | | 330 | A | Lipscomb | 75 | 58 | | | | | 51 | A | FGCU | 50 | 79 |
| | | | | 248 | A | East Tenn. St. | 77 | 76 | | | | | 330 | H | Lipscomb | 66 | 33 |
| | | | | 262 | A | USC Upstate | 81 | 61 | | | | | 248 | H | East Tenn. St. | 68 | 55 |

Non-Div I Games:

Northern Ky.

Northwestern

Through Games Of Sunday, February 24, 2013

| Average RPI Win: | 149 | WON-LOST | WINNING | LAST 12 | STRENGTH OF | OPP. STRENGTH | TEAM | ADJ. | CONF. | ADJ CONF. |
|-------------------|----------|-----------|----------------|------------|-------------|---------------|------|------|-------|-----------|
| Average RPI Loss: | 56 | RECORD | PCT. RANK | GAMES | SCHEDULE | OF SCHEDULE | RPI | RPI | RPI | RPI |
| DIV. I ONLY | 13- 14 | 166 | 5- 7 | 37 | 26 | 94 | 94 | 2 | 2 | |
| DIV. I NON-CONF. | 8- 5 | 114 | 0- 0 | 114 | 45 | 102 | 102 | 2 | 2 | |
| TOTALS | RPI 1-25 | RPI 26-50 | W-L RECORDS | RPI 51-100 | RPI 101-150 | RPI 150+ | | | | |
| 13- 14 | 0- 4 | 1- 4 | OVERALL | 3- 4 | 3- 1 | 6- 1 | | | | |
| 8- 7 | 0- 2 | 0- 2 | HOME | 1- 3 | 2- 0 | 5- 0 | | | | |
| 4- 7 | 0- 2 | 1- 2 | AWAY | 2- 1 | 1- 1 | 0- 1 | | | | |
| 1- 0 | 0- 0 | 0- 0 | NEUTRAL | 0- 0 | 0- 0 | 1- 0 | | | | |
| 8- 5 | 0- 1 | 0- 1 | NON-CONFERENCE | 1- 2 | 2- 1 | 5- 0 | | | | |
| 6- 2 | 0- 1 | 0- 0 | HOME | 1- 1 | 1- 0 | 4- 0 | | | | |
| 1- 3 | 0- 0 | 0- 1 | AWAY | 0- 1 | 1- 1 | 0- 0 | | | | |
| 1- 0 | 0- 0 | 0- 0 | NEUTRAL | 0- 0 | 0- 0 | 1- 0 | | | | |
| 5- 9 | 0- 3 | 1- 3 | CONFERENCE | 2- 2 | 1- 0 | 1- 1 | | | | |
| 2- 5 | 0- 1 | 0- 2 | HOME | 0- 2 | 1- 0 | 1- 0 | | | | |
| 3- 4 | 0- 2 | 1- 1 | AWAY | 2- 0 | 0- 0 | 0- 1 | | | | |
| 0- 0 | 0- 0 | 0- 0 | NEUTRAL | 0- 0 | 0- 0 | 0- 0 | | | | |

| RPI | S | Opponent | Score | RPI | S | Opponent | Score | RPI | S | Opponent | Score | RPI | S | Opponent | Score |
|---------------------------|---|--------------|-------|-----|---|--------------|-------|-----|---|---------------|-------|-----|---|----------------|-------|
| 5 | A | Penn St. | 69 73 | 27 | A | DePaul | 61 89 | 55 | A | Illinois | 62 58 | 113 | H | Wisconsin | 54 52 |
| 8 | H | California | 65 71 | 29 | A | Michigan St. | 45 54 | 55 | H | Illinois | 47 65 | 131 | A | Boston College | 67 63 |
| 15 | H | Nebraska | 50 55 | 29 | H | Michigan St. | 62 67 | 60 | H | Central Mich. | 82 72 | 141 | A | Hofstra | 54 63 |
| 16 | A | Purdue | 73 77 | 30 | H | Michigan | 53 67 | 70 | A | Illinois St. | 46 64 | 150 | H | Howard | 61 45 |
| | | | | 35 | A | Iowa | 67 65 | 81 | A | Minnesota | 70 63 | 155 | H | UT Martin | 79 69 |
| | | | | | | | | 86 | H | Ohio St. | 52 59 | 175 | A | Indiana | 64 68 |
| | | | | | | | | 96 | H | Bowling Green | 37 60 | 175 | H | Indiana | 53 39 |
| | | | | | | | | | | | | 182 | H | Yale | 83 75 |
| | | | | | | | | | | | | 220 | H | Loyola Chicago | 80 53 |
| | | | | | | | | | | | | 236 | N | Ole Miss | 73 69 |
| | | | | | | | | | | | | 342 | H | Chicago St. | 82 38 |
| LAST 12 Division I GAMES: | | | | | | | | | | | | | | | |
| 113 | H | Wisconsin | 54 52 | 29 | H | Michigan St. | 62 67 | | | | | | | | |
| 29 | A | Michigan St. | 45 54 | 175 | H | Indiana | 53 39 | | | | | | | | |
| 81 | A | Minnesota | 70 63 | 16 | A | Purdue | 73 77 | | | | | | | | |
| 86 | H | Ohio St. | 52 59 | 55 | A | Illinois | 62 58 | | | | | | | | |
| 15 | H | Nebraska | 50 55 | 30 | H | Michigan | 53 67 | | | | | | | | |
| 35 | A | Iowa | 67 65 | 55 | H | Illinois | 47 65 | | | | | | | | |

Non-Div I Games:

Northwestern

■ Loss,
 ■ Non-Conf,
 ■ S Site,
 ■ H Home
 ■ A Away
 N Neutral

| | | | | | | | | | | |
|-------------------|----------|-----------|----------------|------------|-------------|---------------|------|------|-------|-----------|
| Average RPI Win: | 267 | WON-LOST | WINNING | LAST 12 | STRENGTH OF | OPP. STRENGTH | TEAM | ADJ. | CONF. | ADJ CONF. |
| Average RPI Loss: | 167 | RECORD | PCT. RANK | GAMES | SCHEDULE | OF SCHEDULE | RPI | RPI | RPI | RPI |
| DIV. I ONLY | 10- 15 | 226 | 6- 6 | 299 | 315 | 274 | 274 | 20 | 20 | |
| DIV. I NON-CONF. | 4- 6 | 218 | 1- 0 | 337 | 312 | 301 | 301 | 20 | 20 | |
| TOTALS | RPI 1-25 | RPI 26-50 | W-L RECORDS | RPI 51-100 | RPI 101-150 | RPI 150+ | | | | |
| 10- 15 | 0- 0 | 0- 1 | OVERALL | 0- 1 | 1- 4 | 9- 9 | | | | |
| 7- 3 | 0- 0 | 0- 0 | HOME | 0- 0 | 1- 1 | 6- 2 | | | | |
| 2- 12 | 0- 0 | 0- 1 | AWAY | 0- 1 | 0- 3 | 2- 7 | | | | |
| 1- 0 | 0- 0 | 0- 0 | NEUTRAL | 0- 0 | 0- 0 | 1- 0 | | | | |
| 4- 6 | 0- 0 | 0- 1 | NON-CONFERENCE | 0- 1 | 0- 0 | 4- 4 | | | | |
| 2- 1 | 0- 0 | 0- 0 | HOME | 0- 0 | 0- 0 | 2- 1 | | | | |
| 1- 5 | 0- 0 | 0- 1 | AWAY | 0- 1 | 0- 0 | 1- 3 | | | | |
| 1- 0 | 0- 0 | 0- 0 | NEUTRAL | 0- 0 | 0- 0 | 1- 0 | | | | |
| 6- 9 | 0- 0 | 0- 0 | CONFERENCE | 0- 0 | 1- 4 | 5- 5 | | | | |
| 5- 2 | 0- 0 | 0- 0 | HOME | 0- 0 | 1- 1 | 4- 1 | | | | |
| 1- 7 | 0- 0 | 0- 0 | AWAY | 0- 0 | 0- 3 | 1- 4 | | | | |
| 0- 0 | 0- 0 | 0- 0 | NEUTRAL | 0- 0 | 0- 0 | 0- 0 | | | | |

| RPI 1-25 | | | RPI 26-50 | | | RPI 51-100 | | | RPI 101+ Team's RPI: 274 | | |
|---------------------------|---|----------|-----------|-----|---|--------------------|-------|-----|--------------------------|--------------------|-------|
| RPI | S | Opponent | Score | RPI | S | Opponent | Score | RPI | S | Opponent | Score |
| | | | | 33 | A | Oklahoma | 35 96 | 62 | A | Arkansas | 41 80 |
| | | | | | | | | 122 | A | Oral Roberts | 55 66 |
| | | | | | | | | 122 | H | Oral Roberts | 67 63 |
| | | | | | | | | 125 | A | Sam Houston St. | 61 72 |
| | | | | | | | | 134 | A | Lamar | 34 53 |
| | | | | | | | | 134 | H | Lamar | 68 71 |
| | | | | | | | | 159 | A | McNeese St. | 54 80 |
| | | | | | | | | 159 | H | McNeese St. | 64 62 |
| | | | | | | | | 162 | A | Nicholls St. | 50 67 |
| | | | | | | | | 162 | H | Nicholls St. | 64 55 |
| | | | | | | | | 163 | A | Houston | 51 67 |
| | | | | | | | | 191 | A | Mississippi St. | 49 65 |
| | | | | | | | | 204 | H | Stephen F. Austin | 50 57 |
| | | | | | | | | 236 | A | Ole Miss | 51 67 |
| | | | | | | | | 241 | H | Prairie View | 31 63 |
| | | | | | | | | 256 | A | Central Ark. | 44 60 |
| | | | | | | | | 256 | H | Central Ark. | 52 47 |
| | | | | | | | | 290 | A | Southeastern La. | 60 66 |
| | | | | | | | | 290 | H | Southeastern La. | 64 55 |
| | | | | | | | | 318 | N | Tex.-Pan American | 63 53 |
| | | | | | | | | 329 | A | A&M-Corpus Christi | 68 58 |
| | | | | | | | | 339 | H | Alcorn | 55 50 |
| | | | | | | | | 345 | A | New Orleans | 53 52 |
| | | | | | | | | 345 | H | New Orleans | 63 50 |
| LAST 12 Division I GAMES: | | | | | | | | | | | |
| | | | | 345 | H | New Orleans | 63 50 | 159 | A | McNeese St. | 54 80 |
| | | | | 329 | A | A&M-Corpus Christi | 68 58 | 134 | A | Lamar | 34 53 |
| | | | | 162 | A | Nicholls St. | 50 67 | 204 | H | Stephen F. Austin | 50 57 |
| | | | | 290 | A | Southeastern La. | 60 66 | 290 | H | Southeastern La. | 64 55 |
| | | | | 256 | H | Central Ark. | 52 47 | 162 | H | Nicholls St. | 64 55 |
| | | | | 122 | H | Oral Roberts | 67 63 | 256 | A | Central Ark. | 44 60 |

Non-Div I Games: Wiley 65 57

Northwestern St.

■ Loss,
 ■ Non-Conf, S Site,
 ■ Home
 ■ Away
 N Neutral

Notre Dame

Through Games Of Sunday, February 24, 2013

| Average RPI Win: | 97 | WON-LOST | WINNING | LAST 12 | STRENGTH OF | OPP. STRENGTH | TEAM | ADJ. | CONF. | ADJ CONF. |
|-------------------|----------|-----------|----------------|------------|-------------|---------------|------|------|-------|-----------|
| Average RPI Loss: | 1 | RECORD | PCT. RANK | GAMES | SCHEDULE | OF SCHEDULE | RPI | RPI | RPI | RPI |
| DIV. I ONLY | 25- 1 | 3 | 12- 0 | 24 | 2 | 4 | 4 | 4 | 4 | 4 |
| DIV. I NON-CONF. | 12- 1 | 4 | 1- 0 | 14 | 3 | 4 | 4 | 3 | 3 | 3 |
| TOTALS | RPI 1-25 | RPI 26-50 | W-L RECORDS | RPI 51-100 | RPI 101-150 | RPI 150+ | | | | |
| 25- 1 | 7- 1 | 3- 0 | OVERALL | 6- 0 | 2- 0 | 7- 0 | | | | |
| 11- 1 | 2- 1 | 2- 0 | HOME | 1- 0 | 2- 0 | 4- 0 | | | | |
| 10- 0 | 4- 0 | 1- 0 | AWAY | 3- 0 | 0- 0 | 2- 0 | | | | |
| 4- 0 | 1- 0 | 0- 0 | NEUTRAL | 2- 0 | 0- 0 | 1- 0 | | | | |
| 12- 1 | 4- 1 | 0- 0 | NON-CONFERENCE | 3- 0 | 2- 0 | 3- 0 | | | | |
| 5- 1 | 1- 1 | 0- 0 | HOME | 0- 0 | 2- 0 | 2- 0 | | | | |
| 3- 0 | 2- 0 | 0- 0 | AWAY | 1- 0 | 0- 0 | 0- 0 | | | | |
| 4- 0 | 1- 0 | 0- 0 | NEUTRAL | 2- 0 | 0- 0 | 1- 0 | | | | |
| 13- 0 | 3- 0 | 3- 0 | CONFERENCE | 3- 0 | 0- 0 | 4- 0 | | | | |
| 6- 0 | 1- 0 | 2- 0 | HOME | 1- 0 | 0- 0 | 2- 0 | | | | |
| 7- 0 | 2- 0 | 1- 0 | AWAY | 2- 0 | 0- 0 | 2- 0 | | | | |
| 0- 0 | 0- 0 | 0- 0 | NEUTRAL | 0- 0 | 0- 0 | 0- 0 | | | | |

| RPI | S | Opponent | Score | RPI | S | Opponent | Score | RPI | S | Opponent | Score | RPI | S | Opponent | Score |
|---------------------------|---|-------------|-------|-----|---|-----------------|-------|-----|---|---------------|-------|-----|---|--------------------|--------|
| 1 | H | Baylor | 61 73 | 27 | A | DePaul | 84 56 | 58 | A | South Fla. | 75 71 | 130 | H | Saint Francis (PA) | 128 55 |
| 2 | A | Connecticut | 73 72 | 40 | H | St. John's (NY) | 74 50 | 60 | A | Central Mich. | 72 63 | 136 | H | Mercer | 93 36 |
| 7 | A | Tennessee | 77 67 | 50 | H | Georgetown | 79 64 | 61 | A | Marquette | 87 49 | 153 | H | Utah St. | 109 70 |
| 12 | N | Texas A&M | 83 74 | | | | | 64 | H | Rutgers | 71 46 | 169 | H | Cincinnati | 64 42 |
| 16 | H | Purdue | 74 47 | | | | | 71 | N | Kansas St. | 87 57 | 192 | H | Providence | 89 44 |
| 17 | A | UCLA | 76 64 | | | | | 86 | N | Ohio St. | 57 51 | 206 | A | Seton Hall | 69 49 |
| 21 | H | Louisville | 93 64 | | | | | | | | | 235 | A | Pittsburgh | 73 47 |
| 22 | A | Villanova | 59 52 | | | | | | | | | 296 | H | Massachusetts | 94 50 |
| | | | | | | | | | | | | 299 | N | Alabama A&M | 100 39 |
| LAST 12 Division I GAMES: | | | | | | | | | | | | | | | |
| 27 | A | DePaul | 84 56 | 7 | A | Tennessee | 77 67 | 192 | H | Providence | 89 44 | 235 | A | Pittsburgh | 73 47 |
| 61 | A | Marquette | 87 49 | 40 | H | St. John's (NY) | 74 50 | 50 | H | Georgetown | 79 64 | 64 | H | Rutgers | 71 46 |
| 21 | H | Louisville | 93 64 | 50 | H | Georgetown | 79 64 | | | | | | | | |
| 206 | A | Seton Hall | 69 49 | | | | | | | | | | | | |
| 22 | A | Villanova | 59 52 | | | | | | | | | | | | |
| 169 | H | Cincinnati | 64 42 | | | | | | | | | | | | |

Non-Div I Games:

Notre Dame

Loss, Non-Conf, S Site, H Home A Away N Neutral

| | | | | | | | | | |
|------------------------------|----------|-----------|----------------|-------------|---------------|----------|------|-------|-----------|
| Average RPI Win: 224 | WON-LOST | WINNING | LAST 12 | STRENGTH OF | OPP. STRENGTH | TEAM | ADJ. | CONF. | ADJ CONF. |
| Average RPI Loss: 191 | RECORD | PCT. RANK | GAMES | SCHEDULE | OF SCHEDULE | RPI | RPI | RPI | RPI |
| DIV. I ONLY | 7- 17 | 293 | 2- 10 | 201 | 210 | 294 | 294 | 23 | 23 |
| DIV. I NON-CONF. | 4- 8 | 242 | 0- 2 | 156 | 193 | 252 | 252 | 21 | 21 |
| TOTALS | RPI 1-25 | RPI 26-50 | W-L RECORDS | RPI 51-100 | RPI 101-150 | RPI 150+ | | | |
| 7- 17 | 0- 2 | 0- 1 | OVERALL | 0- 2 | 2- 0 | 5- 12 | | | |
| 5- 9 | 0- 1 | 0- 1 | HOME | 0- 1 | 2- 0 | 3- 6 | | | |
| 2- 8 | 0- 1 | 0- 0 | AWAY | 0- 1 | 0- 0 | 2- 6 | | | |
| 0- 0 | 0- 0 | 0- 0 | NEUTRAL | 0- 0 | 0- 0 | 0- 0 | | | |
| 4- 8 | 0- 2 | 0- 1 | NON-CONFERENCE | 0- 0 | 1- 0 | 3- 5 | | | |
| 3- 4 | 0- 1 | 0- 1 | HOME | 0- 0 | 1- 0 | 2- 2 | | | |
| 1- 4 | 0- 1 | 0- 0 | AWAY | 0- 0 | 0- 0 | 1- 3 | | | |
| 0- 0 | 0- 0 | 0- 0 | NEUTRAL | 0- 0 | 0- 0 | 0- 0 | | | |
| 3- 9 | 0- 0 | 0- 0 | CONFERENCE | 0- 2 | 1- 0 | 2- 7 | | | |
| 2- 5 | 0- 0 | 0- 0 | HOME | 0- 1 | 1- 0 | 1- 4 | | | |
| 1- 4 | 0- 0 | 0- 0 | AWAY | 0- 1 | 0- 0 | 1- 3 | | | |
| 0- 0 | 0- 0 | 0- 0 | NEUTRAL | 0- 0 | 0- 0 | 0- 0 | | | |

| RPI 1-25 | | | | RPI 26-50 | | | | RPI 51-100 | | | | RPI 101+ Team's RPI: 294 | | | |
|---------------------------|---|------------------|-------|-----------|---|------------------|-------|------------|---|------------------|-------|--------------------------|---|------------------|-------|
| RPI | S | Opponent | Score | RPI | S | Opponent | Score | RPI | S | Opponent | Score | RPI | S | Opponent | Score |
| 2 | A | Connecticut | 25 97 | 29 | H | Michigan St. | 43 75 | 65 | A | South Dakota St. | 48 83 | 123 | H | American | 70 60 |
| 16 | H | Purdue | 46 77 | | | | | 65 | H | South Dakota St. | 43 64 | 127 | H | IUPUI | 68 59 |
| | | | | | | | | | | | | 225 | A | South Dakota | 49 64 |
| | | | | | | | | | | | | 225 | H | South Dakota | 59 46 |
| | | | | | | | | | | | | 230 | A | Niagara | 59 70 |
| | | | | | | | | | | | | 234 | A | Neb. Omaha | 41 59 |
| | | | | | | | | | | | | 234 | H | Neb. Omaha | 63 67 |
| | | | | | | | | | | | | 246 | H | Western Ill. | 73 81 |
| | | | | | | | | | | | | 249 | A | IPFW | 55 57 |
| | | | | | | | | | | | | 249 | H | IPFW | 71 87 |
| | | | | | | | | | | | | 257 | H | Buffalo | 59 61 |
| | | | | | | | | | | | | 261 | H | Western Mich. | 73 70 |
| | | | | | | | | | | | | 266 | A | North Dakota St. | 68 73 |
| | | | | | | | | | | | | 266 | H | North Dakota St. | 59 60 |
| | | | | | | | | | | | | 271 | H | George Mason | 62 58 |
| | | | | | | | | | | | | 272 | A | Canisius | 52 51 |
| | | | | | | | | | | | | 286 | A | UMKC | 55 46 |
| | | | | | | | | | | | | 286 | H | UMKC | 53 59 |
| | | | | | | | | | | | | 322 | A | Manhattan | 43 47 |
| LAST 12 Division I GAMES: | | | | | | | | | | | | | | | |
| 249 | H | IPFW | 71 87 | 249 | A | IPFW | 55 57 | | | | | | | | |
| 286 | H | UMKC | 53 59 | 225 | A | South Dakota | 49 64 | | | | | | | | |
| 225 | H | South Dakota | 59 46 | 286 | A | UMKC | 55 46 | | | | | | | | |
| 65 | A | South Dakota St. | 48 83 | 266 | H | North Dakota St. | 59 60 | | | | | | | | |
| 266 | A | North Dakota St. | 68 73 | 65 | H | South Dakota St. | 43 64 | | | | | | | | |
| 234 | H | Neb. Omaha | 63 67 | 234 | A | Neb. Omaha | 41 59 | | | | | | | | |

Non-Div I Games: Mich.-Dearborn 78 53 Rochester College 65 34

Oakland

| | | | | | | | | | |
|------------------------------|----------|-----------|----------------|-------------|---------------|----------|------|-------|-----------|
| Average RPI Win: 245 | WON-LOST | WINNING | LAST 12 | STRENGTH OF | OPP. STRENGTH | TEAM | ADJ. | CONF. | ADJ CONF. |
| Average RPI Loss: 196 | RECORD | PCT. RANK | GAMES | SCHEDULE | OF SCHEDULE | RPI | RPI | RPI | RPI |
| DIV. I ONLY | 6- 19 | 310 | 1- 11 | 327 | 202 | 323 | 323 | 18 | 18 |
| DIV. I NON-CONF. | 5- 7 | 211 | 0- 0 | 308 | 217 | 271 | 271 | 17 | 17 |
| TOTALS | RPI 1-25 | RPI 26-50 | W-L RECORDS | RPI 51-100 | RPI 101-150 | RPI 150+ | | | |
| 6- 19 | 0- 0 | 0- 2 | OVERALL | 0- 3 | 0- 3 | 6- 11 | | | |
| 3- 10 | 0- 0 | 0- 1 | HOME | 0- 2 | 0- 2 | 3- 5 | | | |
| 3- 8 | 0- 0 | 0- 1 | AWAY | 0- 1 | 0- 1 | 3- 5 | | | |
| 0- 1 | 0- 0 | 0- 0 | NEUTRAL | 0- 0 | 0- 0 | 0- 1 | | | |
| 5- 7 | 0- 0 | 0- 1 | NON-CONFERENCE | 0- 1 | 0- 1 | 5- 4 | | | |
| 3- 3 | 0- 0 | 0- 1 | HOME | 0- 0 | 0- 1 | 3- 1 | | | |
| 2- 3 | 0- 0 | 0- 0 | AWAY | 0- 1 | 0- 0 | 2- 2 | | | |
| 0- 1 | 0- 0 | 0- 0 | NEUTRAL | 0- 0 | 0- 0 | 0- 1 | | | |
| 1- 12 | 0- 0 | 0- 1 | CONFERENCE | 0- 2 | 0- 2 | 1- 7 | | | |
| 0- 7 | 0- 0 | 0- 0 | HOME | 0- 2 | 0- 1 | 0- 4 | | | |
| 1- 5 | 0- 0 | 0- 1 | AWAY | 0- 0 | 0- 1 | 1- 3 | | | |
| 0- 0 | 0- 0 | 0- 0 | NEUTRAL | 0- 0 | 0- 0 | 0- 0 | | | |

| RPI S | Opponent | Score | RPI S | Opponent | Score | RPI S | Opponent | Score | RPI S | Opponent | Score | Team's RPI: 323 |
|---------------------------|-----------------|-------|-------|-----------------|-------|-------|-----------------|-------|-------|----------|-------|-----------------|
| 34 | H Duquesne | 55 62 | 60 | H Central Mich. | 48 77 | 118 | H Detroit | 53 65 | | | | |
| 43 | A Toledo | 42 61 | 81 | A Minnesota | 40 85 | 132 | H Akron | 54 81 | | | | |
| | | | 96 | H Bowling Green | 41 67 | 142 | A Miami (OH) | 56 78 | | | | |
| | | | | | | 183 | H Eastern Ky. | 69 58 | | | | |
| | | | | | | 196 | A Xavier | 68 62 | | | | |
| | | | | | | 201 | A Ball St. | 46 77 | | | | |
| | | | | | | 219 | H Cleveland St. | 63 56 | | | | |
| | | | | | | 232 | A Marshall | 55 48 | | | | |
| | | | | | | 247 | A Eastern Mich. | 57 64 | | | | |
| | | | | | | 257 | A Buffalo | 36 73 | | | | |
| | | | | | | 257 | H Buffalo | 35 56 | | | | |
| | | | | | | 259 | N UNLV | 51 60 | | | | |
| | | | | | | 260 | H Northern Ill. | 52 73 | | | | |
| | | | | | | 261 | H Western Mich. | 53 62 | | | | |
| | | | | | | 296 | H Massachusetts | 61 65 | | | | |
| | | | | | | 303 | H Morehead St. | 79 72 | | | | |
| | | | | | | 322 | A Manhattan | 49 58 | | | | |
| | | | | | | 324 | A LIU Brooklyn | 54 63 | | | | |
| | | | | | | 337 | A Kent St. | 61 55 | | | | |
| | | | | | | 337 | H Kent St. | 55 57 | | | | |
| LAST 12 Division I GAMES: | | | | | | | | | | | | |
| 257 | H Buffalo | 35 56 | 43 | A Toledo | 42 61 | | | | | | | |
| 337 | A Kent St. | 61 55 | 201 | A Ball St. | 46 77 | | | | | | | |
| 261 | H Western Mich. | 53 62 | 60 | H Central Mich. | 48 77 | | | | | | | |
| 247 | A Eastern Mich. | 57 64 | 96 | H Bowling Green | 41 67 | | | | | | | |
| 260 | H Northern Ill. | 52 73 | 142 | A Miami (OH) | 56 78 | | | | | | | |
| 337 | H Kent St. | 55 57 | 257 | A Buffalo | 36 73 | | | | | | | |

Non-Div I Games:

Ohio

| Average RPI Win: | 164 | WON-LOST | WINNING | LAST 12 | STRENGTH OF | OPP. STRENGTH | TEAM | ADJ. | CONF. | ADJ CONF. |
|-------------------|----------|-----------|----------------|------------|-------------|---------------|------|------|-------|-----------|
| Average RPI Loss: | 50 | RECORD | PCT. RANK | GAMES | SCHEDULE | OF SCHEDULE | RPI | RPI | RPI | RPI |
| DIV. I ONLY | 14- 12 | 139 | 4- 8 | 49 | 45 | 86 | 86 | 2 | 2 | |
| DIV. I NON-CONF. | 10- 3 | 50 | 0- 0 | 78 | 124 | 41 | 41 | 2 | 2 | |
| TOTALS | RPI 1-25 | RPI 26-50 | W-L RECORDS | RPI 51-100 | RPI 101-150 | RPI 150+ | | | | |
| 14- 12 | 0- 6 | 1- 1 | OVERALL | 1- 3 | 4- 1 | 8- 1 | | | | |
| 11- 4 | 0- 2 | 0- 0 | HOME | 0- 2 | 4- 0 | 7- 0 | | | | |
| 3- 7 | 0- 3 | 1- 1 | AWAY | 1- 1 | 0- 1 | 1- 1 | | | | |
| 0- 1 | 0- 1 | 0- 0 | NEUTRAL | 0- 0 | 0- 0 | 0- 0 | | | | |
| 10- 3 | 0- 2 | 1- 0 | NON-CONFERENCE | 0- 0 | 3- 0 | 6- 1 | | | | |
| 9- 0 | 0- 0 | 0- 0 | HOME | 0- 0 | 3- 0 | 6- 0 | | | | |
| 1- 2 | 0- 1 | 1- 0 | AWAY | 0- 0 | 0- 0 | 0- 1 | | | | |
| 0- 1 | 0- 1 | 0- 0 | NEUTRAL | 0- 0 | 0- 0 | 0- 0 | | | | |
| 4- 9 | 0- 4 | 0- 1 | CONFERENCE | 1- 3 | 1- 1 | 2- 0 | | | | |
| 2- 4 | 0- 2 | 0- 0 | HOME | 0- 2 | 1- 0 | 1- 0 | | | | |
| 2- 5 | 0- 2 | 0- 1 | AWAY | 1- 1 | 0- 1 | 1- 0 | | | | |
| 0- 0 | 0- 0 | 0- 0 | NEUTRAL | 0- 0 | 0- 0 | 0- 0 | | | | |

| RPI S | Opponent | Score | RPI S | Opponent | Score | RPI S | Opponent | Score | RPI S | Opponent | Score |
|---------------------------|----------------|-------|-------|-----------|-------|-------|--------------|-------|-------|--------------------|-------|
| 4 N | Notre Dame | 51 57 | 35 A | Iowa | 71 77 | 55 H | Illinois | 73 79 | 113 A | Wisconsin | 49 68 |
| 5 H | Penn St. | 56 71 | 45 A | Gonzaga | 65 60 | 81 A | Minnesota | 74 83 | 113 H | Wisconsin | 65 59 |
| 15 A | Nebraska | 39 58 | | | | 81 H | Minnesota | 56 57 | 115 H | Winthrop | 78 53 |
| 15 H | Nebraska | 53 62 | | | | 94 A | Northwestern | 59 52 | 130 H | Saint Francis (PA) | 70 54 |
| 16 A | Purdue | 75 82 | | | | | | | 150 H | Howard | 67 50 |
| 18 A | North Carolina | 54 57 | | | | | | | 167 A | Washington St. | 55 62 |
| | | | | | | | | | 169 H | Cincinnati | 87 49 |
| | | | | | | | | | 175 A | Indiana | 70 56 |
| | | | | | | | | | 175 H | Indiana | 68 45 |
| | | | | | | | | | 193 H | Evansville | 78 33 |
| | | | | | | | | | 207 H | Wright St. | 82 52 |
| | | | | | | | | | 208 H | Lafayette | 81 41 |
| | | | | | | | | | 229 H | VCU | 88 50 |
| | | | | | | | | | 295 H | Southern U. | 73 50 |
| LAST 12 Division I GAMES: | | | | | | | | | | | |
| 81 H | Minnesota | 56 57 | 5 H | Penn St. | 56 71 | | | | | | |
| 15 A | Nebraska | 39 58 | 113 A | Wisconsin | 49 68 | | | | | | |
| 94 A | Northwestern | 59 52 | 175 H | Indiana | 68 45 | | | | | | |
| 113 H | Wisconsin | 65 59 | 16 A | Purdue | 75 82 | | | | | | |
| 175 A | Indiana | 70 56 | 81 A | Minnesota | 74 83 | | | | | | |
| 15 H | Nebraska | 53 62 | 55 H | Illinois | 73 79 | | | | | | |

Non-Div I Games:

Ohio St.

| | | | | | | | | | | |
|-------------------|----------|-----------|----------------|------------|-------------|---------------|------|------|-------|-----------|
| Average RPI Win: | 124 | WON-LOST | WINNING | LAST 12 | STRENGTH OF | OPP. STRENGTH | TEAM | ADJ. | CONF. | ADJ CONF. |
| Average RPI Loss: | 29 | RECORD | PCT. RANK | GAMES | SCHEDULE | OF SCHEDULE | RPI | RPI | RPI | RPI |
| DIV. I ONLY | 19- 8 | 62 | 6- 6 | 38 | 5 | 33 | 33 | 1 | 1 | |
| DIV. I NON-CONF. | 10- 2 | 28 | 0- 0 | 94 | 31 | 42 | 42 | 1 | 1 | |
| TOTALS | RPI 1-25 | RPI 26-50 | W-L RECORDS | RPI 51-100 | RPI 101-150 | RPI 150+ | | | | |
| 19- 8 | 1- 4 | 4- 4 | OVERALL | 3- 0 | 4- 0 | 7- 0 | | | | |
| 12- 3 | 0- 2 | 4- 1 | HOME | 1- 0 | 2- 0 | 5- 0 | | | | |
| 5- 5 | 1- 2 | 0- 3 | AWAY | 1- 0 | 2- 0 | 1- 0 | | | | |
| 2- 0 | 0- 0 | 0- 0 | NEUTRAL | 1- 0 | 0- 0 | 1- 0 | | | | |
| 10- 2 | 1- 1 | 1- 1 | NON-CONFERENCE | 1- 0 | 2- 0 | 5- 0 | | | | |
| 6- 2 | 0- 1 | 1- 1 | HOME | 0- 0 | 1- 0 | 4- 0 | | | | |
| 2- 0 | 1- 0 | 0- 0 | AWAY | 0- 0 | 1- 0 | 0- 0 | | | | |
| 2- 0 | 0- 0 | 0- 0 | NEUTRAL | 1- 0 | 0- 0 | 1- 0 | | | | |
| 9- 6 | 0- 3 | 3- 3 | CONFERENCE | 2- 0 | 2- 0 | 2- 0 | | | | |
| 6- 1 | 0- 1 | 3- 0 | HOME | 1- 0 | 1- 0 | 1- 0 | | | | |
| 3- 5 | 0- 2 | 0- 3 | AWAY | 1- 0 | 1- 0 | 1- 0 | | | | |
| 0- 0 | 0- 0 | 0- 0 | NEUTRAL | 0- 0 | 0- 0 | 0- 0 | | | | |

| RPI S | Opponent | Score | RPI S | Opponent | Score | Team's RPI: 33 | RPI S | Opponent | Score | RPI S | Opponent | Score |
|---------------------------|----------------|-------|-------|-----------------|-------|----------------|-------|--------------|-------|-------|----------------------|--------|
| 1 | A Baylor | 65 82 | 31 | H Texas Tech | 65 55 | | 62 | N Arkansas | 73 70 | 108 | A Texas | 78 70 |
| 17 | H UCLA | 80 86 | 32 | H Vanderbilt | 63 76 | | 71 | A Kansas St. | 74 68 | 108 | H Texas | 69 56 |
| 24 | A Creighton | 69 48 | 39 | A Oklahoma St. | 62 83 | | 71 | H Kansas St. | 72 57 | 128 | A Hawaii | 74 49 |
| 25 | A Iowa St. | 61 82 | 39 | H Oklahoma St. | 80 61 | | | | | 129 | H Cal St. Northridge | 79 57 |
| 25 | H Iowa St. | 68 72 | 42 | A West Virginia | 63 82 | | | | | 171 | A TCU | 85 79 |
| | | | 42 | H West Virginia | 71 68 | | | | | 171 | H TCU | 74 53 |
| | | | 47 | H Marist | 68 55 | | | | | 205 | H Saint Louis | 68 33 |
| | | | 49 | A Kansas | 71 81 | | | | | 214 | H North Texas | 71 68 |
| | | | | | | | | | | 215 | H UC Riverside | 70 46 |
| | | | | | | | | | | 245 | N Oregon | 100 61 |
| | | | | | | | | | | 274 | H Northwestern St. | 96 35 |
| LAST 12 Division I GAMES: | | | | | | | | | | | | |
| 39 | A Oklahoma St. | 62 83 | 42 | A West Virginia | 63 82 | | | | | | | |
| 71 | H Kansas St. | 72 57 | 171 | H TCU | 74 53 | | | | | | | |
| 49 | A Kansas | 71 81 | 1 | A Baylor | 65 82 | | | | | | | |
| 25 | H Iowa St. | 68 72 | 108 | H Texas | 69 56 | | | | | | | |
| 39 | H Oklahoma St. | 80 61 | 25 | A Iowa St. | 61 82 | | | | | | | |
| 71 | A Kansas St. | 74 68 | 31 | H Texas Tech | 65 55 | | | | | | | |

Non-Div I Games:

Oklahoma

| | | | | | | | | | | |
|-------------------|----------|-----------|----------------|------------|-------------|---------------|------|------|-------|-----------|
| Average RPI Win: | 149 | WON-LOST | WINNING | LAST 12 | STRENGTH OF | OPP. STRENGTH | TEAM | ADJ. | CONF. | ADJ CONF. |
| Average RPI Loss: | 50 | RECORD | PCT. RANK | GAMES | SCHEDULE | OF SCHEDULE | RPI | RPI | RPI | RPI |
| DIV. I ONLY | 19- 7 | 54 | 7- 5 | 64 | 43 | 39 | 39 | 1 | 1 | |
| DIV. I NON-CONF. | 11- 0 | 1 | 0- 0 | 228 | 303 | 39 | 39 | 1 | 1 | |
| TOTALS | RPI 1-25 | RPI 26-50 | W-L RECORDS | RPI 51-100 | RPI 101-150 | RPI 150+ | | | | |
| 19- 7 | 1- 2 | 5- 3 | OVERALL | 3- 1 | 1- 0 | 9- 1 | | | | |
| 12- 3 | 1- 1 | 2- 2 | HOME | 2- 0 | 0- 0 | 7- 0 | | | | |
| 6- 4 | 0- 1 | 3- 1 | AWAY | 0- 1 | 1- 0 | 2- 1 | | | | |
| 1- 0 | 0- 0 | 0- 0 | NEUTRAL | 1- 0 | 0- 0 | 0- 0 | | | | |
| 11- 0 | 0- 0 | 1- 0 | NON-CONFERENCE | 2- 0 | 0- 0 | 8- 0 | | | | |
| 7- 0 | 0- 0 | 0- 0 | HOME | 1- 0 | 0- 0 | 6- 0 | | | | |
| 3- 0 | 0- 0 | 1- 0 | AWAY | 0- 0 | 0- 0 | 2- 0 | | | | |
| 1- 0 | 0- 0 | 0- 0 | NEUTRAL | 1- 0 | 0- 0 | 0- 0 | | | | |
| 8- 7 | 1- 2 | 4- 3 | CONFERENCE | 1- 1 | 1- 0 | 1- 1 | | | | |
| 5- 3 | 1- 1 | 2- 2 | HOME | 1- 0 | 0- 0 | 1- 0 | | | | |
| 3- 4 | 0- 1 | 2- 1 | AWAY | 0- 1 | 1- 0 | 0- 1 | | | | |
| 0- 0 | 0- 0 | 0- 0 | NEUTRAL | 0- 0 | 0- 0 | 0- 0 | | | | |

| RPI 1-25 | | | | RPI 26-50 | | | | Team's RPI: 39 | | | | RPI 51-100 | | | | RPI 101+ | | | |
|---------------------------|---|----------|-------|-----------|---|---------------|-------|----------------|---|---------------|-------|------------|---|-------------------|--------|----------|---|----------|-------|
| RPI | S | Opponent | Score | RPI | S | Opponent | Score | RPI | S | Opponent | Score | RPI | S | Opponent | Score | RPI | S | Opponent | Score |
| 1 | A | Baylor | 49 83 | 31 | H | Texas Tech | 59 64 | 71 | A | Kansas St. | 70 76 | 108 | A | Texas | 64 52 | | | | |
| 1 | H | Baylor | 62 81 | 33 | A | Oklahoma | 61 80 | 71 | H | Kansas St. | 80 45 | 151 | A | Missouri St. | 74 71 | | | | |
| 25 | H | Iowa St. | 71 42 | 33 | H | Oklahoma | 83 62 | 83 | H | Cal Poly | 90 59 | 157 | H | Texas Southern | 91 49 | | | | |
| | | | | 38 | A | San Diego St. | 80 72 | 95 | N | Harvard | 92 62 | 171 | A | TCU | 63 64 | | | | |
| | | | | 42 | A | West Virginia | 64 54 | | | | | 171 | H | TCU | 76 59 | | | | |
| | | | | 42 | H | West Virginia | 61 67 | | | | | 204 | H | Stephen F. Austin | 85 41 | | | | |
| | | | | 49 | A | Kansas | 65 52 | | | | | 300 | H | Vermont | 83 30 | | | | |
| | | | | 49 | H | Kansas | 76 59 | | | | | 302 | H | Texas St. | 90 55 | | | | |
| | | | | | | | | | | | | 307 | A | Texas-Arlington | 90 54 | | | | |
| | | | | | | | | | | | | 318 | H | Tex.-Pan American | 96 42 | | | | |
| | | | | | | | | | | | | 328 | H | Weber St. | 101 49 | | | | |
| LAST 12 Division I GAMES: | | | | | | | | | | | | | | | | | | | |
| | | | | 33 | H | Oklahoma | 83 62 | 1 | H | Baylor | 62 81 | | | | | | | | |
| | | | | 171 | A | TCU | 63 64 | 42 | H | West Virginia | 61 67 | | | | | | | | |
| | | | | 71 | H | Kansas St. | 80 45 | 49 | A | Kansas | 65 52 | | | | | | | | |
| | | | | 42 | A | West Virginia | 64 54 | 71 | A | Kansas St. | 70 76 | | | | | | | | |
| | | | | 33 | A | Oklahoma | 61 80 | 25 | H | Iowa St. | 71 42 | | | | | | | | |
| | | | | 171 | H | TCU | 76 59 | 108 | A | Texas | 64 52 | | | | | | | | |

Non-Div I Games:

Oklahoma St.

| Average RPI Win: | 234 | WON-LOST | WINNING | LAST 12 | STRENGTH OF | OPP. STRENGTH | TEAM | ADJ. | CONF. | ADJ CONF. |
|-------------------|----------|-----------|----------------|------------|-------------|---------------|------|------|-------|-----------|
| Average RPI Loss: | 99 | RECORD | PCT. RANK | GAMES | SCHEDULE | OF SCHEDULE | RPI | RPI | RPI | RPI |
| DIV. I ONLY | 19- 9 | 78 | 7- 5 | 237 | 124 | 117 | 117 | 14 | 14 | |
| DIV. I NON-CONF. | 9- 3 | 55 | 0- 0 | 284 | 135 | 145 | 145 | 15 | 15 | |
| TOTALS | RPI 1-25 | RPI 26-50 | W-L RECORDS | RPI 51-100 | RPI 101-150 | RPI 150+ | | | | |
| 19- 9 | 0- 4 | 0- 0 | OVERALL | 1- 2 | 4- 1 | 14- 2 | | | | |
| 12- 4 | 0- 2 | 0- 0 | HOME | 1- 1 | 3- 0 | 8- 1 | | | | |
| 6- 4 | 0- 1 | 0- 0 | AWAY | 0- 1 | 1- 1 | 5- 1 | | | | |
| 1- 1 | 0- 1 | 0- 0 | NEUTRAL | 0- 0 | 0- 0 | 1- 0 | | | | |
| 9- 3 | 0- 2 | 0- 0 | NON-CONFERENCE | 0- 0 | 2- 0 | 7- 1 | | | | |
| 5- 2 | 0- 1 | 0- 0 | HOME | 0- 0 | 1- 0 | 4- 1 | | | | |
| 3- 0 | 0- 0 | 0- 0 | AWAY | 0- 0 | 1- 0 | 2- 0 | | | | |
| 1- 1 | 0- 1 | 0- 0 | NEUTRAL | 0- 0 | 0- 0 | 1- 0 | | | | |
| 10- 6 | 0- 2 | 0- 0 | CONFERENCE | 1- 2 | 2- 1 | 7- 1 | | | | |
| 7- 2 | 0- 1 | 0- 0 | HOME | 1- 1 | 2- 0 | 4- 0 | | | | |
| 3- 4 | 0- 1 | 0- 0 | AWAY | 0- 1 | 0- 1 | 3- 1 | | | | |
| 0- 0 | 0- 0 | 0- 0 | NEUTRAL | 0- 0 | 0- 0 | 0- 0 | | | | |

| RPI 1-25 | | | | RPI 26-50 | | | | RPI 51-100 | | | | RPI 101+ Team's RPI: 117 | | | |
|---------------------------|---|----------------|-------|-----------|---|----------------|-------|------------|---|---------------|-------|--------------------------|---|--------------------|-------|
| RPI | S | Opponent | Score | RPI | S | Opponent | Score | RPI | S | Opponent | Score | RPI | S | Opponent | Score |
| 8 | H | California | 47 63 | | | | | 82 | H | James Madison | 56 68 | 116 | H | Northeastern | 70 67 |
| 12 | N | Texas A&M | 55 78 | | | | | 92 | A | Drexel | 50 64 | 121 | H | South Carolina St. | 79 63 |
| 20 | A | Delaware | 62 86 | | | | | 92 | H | Drexel | 53 50 | 124 | A | Virginia Tech | 55 35 |
| 20 | H | Delaware | 46 63 | | | | | | | | | 141 | A | Hofstra | 72 83 |
| | | | | | | | | | | | | 141 | H | Hofstra | 80 57 |
| | | | | | | | | | | | | 223 | H | Dartmouth | 73 59 |
| | | | | | | | | | | | | 229 | H | VCU | 74 51 |
| | | | | | | | | | | | | 235 | H | Pittsburgh | 54 55 |
| | | | | | | | | | | | | 242 | A | Georgia St. | 72 66 |
| | | | | | | | | | | | | 242 | H | Georgia St. | 68 45 |
| | | | | | | | | | | | | 259 | A | UNLV | 85 67 |
| | | | | | | | | | | | | 262 | H | USC Upstate | 77 46 |
| | | | | | | | | | | | | 271 | A | George Mason | 53 39 |
| | | | | | | | | | | | | 279 | H | Towson | 65 55 |
| | | | | | | | | | | | | 284 | A | William & Mary | 69 73 |
| | | | | | | | | | | | | 284 | H | William & Mary | 75 64 |
| | | | | | | | | | | | | 297 | A | UNC Wilmington | 74 50 |
| | | | | | | | | | | | | 297 | H | UNC Wilmington | 62 55 |
| | | | | | | | | | | | | 299 | N | Alabama A&M | 75 46 |
| | | | | | | | | | | | | 334 | A | UMES | 62 46 |
| | | | | | | | | | | | | 338 | H | N.C. Central | 59 33 |
| LAST 12 Division I GAMES: | | | | | | | | | | | | | | | |
| 141 | H | Hofstra | 80 57 | 271 | A | George Mason | 53 39 | | | | | | | | |
| 284 | H | William & Mary | 75 64 | 297 | H | UNC Wilmington | 62 55 | | | | | | | | |
| 116 | H | Northeastern | 70 67 | 92 | H | Drexel | 53 50 | | | | | | | | |
| 20 | A | Delaware | 62 86 | 284 | A | William & Mary | 69 73 | | | | | | | | |
| 82 | H | James Madison | 56 68 | 242 | H | Georgia St. | 68 45 | | | | | | | | |
| 92 | A | Drexel | 50 64 | 141 | A | Hofstra | 72 83 | | | | | | | | |

Non-Div I Games:

Old Dominion

| Average RPI Win: | 235 | WON-LOST | WINNING | LAST 12 | STRENGTH OF | OPP. STRENGTH | TEAM | ADJ. | CONF. | ADJ CONF. |
|-------------------|----------|-----------|----------------|------------|-------------|---------------|------|------|-------|-----------|
| Average RPI Loss: | 94 | RECORD | PCT. RANK | GAMES | SCHEDULE | OF SCHEDULE | RPI | RPI | RPI | RPI |
| DIV. I ONLY | 9- 18 | 269 | 2- 10 | 125 | 71 | 236 | 236 | 3 | 3 | |
| DIV. I NON-CONF. | 7- 6 | 154 | 0- 0 | 312 | 234 | 255 | 255 | 6 | 6 | |
| TOTALS | RPI 1-25 | RPI 26-50 | W-L RECORDS | RPI 51-100 | RPI 101-150 | RPI 150+ | | | | |
| 9- 18 | 0- 4 | 0- 3 | OVERALL | 1- 3 | 0- 3 | 8- 5 | | | | |
| 7- 7 | 0- 2 | 0- 1 | HOME | 0- 1 | 0- 2 | 7- 1 | | | | |
| 1- 9 | 0- 2 | 0- 2 | AWAY | 1- 1 | 0- 1 | 0- 3 | | | | |
| 1- 2 | 0- 0 | 0- 0 | NEUTRAL | 0- 1 | 0- 0 | 1- 1 | | | | |
| 7- 6 | 0- 0 | 0- 0 | NON-CONFERENCE | 0- 1 | 0- 2 | 7- 3 | | | | |
| 6- 1 | 0- 0 | 0- 0 | HOME | 0- 0 | 0- 1 | 6- 0 | | | | |
| 0- 3 | 0- 0 | 0- 0 | AWAY | 0- 0 | 0- 1 | 0- 2 | | | | |
| 1- 2 | 0- 0 | 0- 0 | NEUTRAL | 0- 1 | 0- 0 | 1- 1 | | | | |
| 2- 12 | 0- 4 | 0- 3 | CONFERENCE | 1- 2 | 0- 1 | 1- 2 | | | | |
| 1- 6 | 0- 2 | 0- 1 | HOME | 0- 1 | 0- 1 | 1- 1 | | | | |
| 1- 6 | 0- 2 | 0- 2 | AWAY | 1- 1 | 0- 0 | 0- 1 | | | | |
| 0- 0 | 0- 0 | 0- 0 | NEUTRAL | 0- 0 | 0- 0 | 0- 0 | | | | |

| RPI 1-25 | | | | RPI 26-50 | | | | RPI 51-100 | | | | RPI 101+ Team's RPI: 236 | | | |
|---------------------------|---|-----------------|--------------|-----------|---|-----------------|--------------|------------|---|--------------|--------------|--------------------------|---|------------------|--------------|
| RPI | S | Opponent | Score | RPI | S | Opponent | Score | RPI | S | Opponent | Score | RPI | S | Opponent | Score |
| 7 | A | Tennessee | 68 97 | 32 | A | Vanderbilt | 53 79 | 62 | H | Arkansas | 66 77 | 105 | H | Missouri | 72 73 |
| 11 | H | South Carolina | 47 62 | 32 | H | Vanderbilt | 57 76 | 69 | A | Florida | 88 81 | 134 | H | Lamar | 71 85 |
| 12 | A | Texas A&M | 53 82 | 41 | A | LSU | 79 84 | 90 | A | Auburn | 52 76 | 141 | A | Hofstra | 63 72 |
| 14 | H | Georgia | 54 73 | | | | | 94 | N | Northwestern | 69 73 | 159 | N | McNeese St. | 75 80 |
| | | | | | | | | | | | | 165 | H | Alabama | 75 83 |
| | | | | | | | | | | | | 180 | A | Louisiana Tech | 54 57 |
| | | | | | | | | | | | | 187 | H | Belmont | 63 48 |
| | | | | | | | | | | | | 191 | A | Mississippi St. | 57 72 |
| | | | | | | | | | | | | 191 | H | Mississippi St. | 65 51 |
| | | | | | | | | | | | | 219 | A | Cleveland St. | 55 67 |
| | | | | | | | | | | | | 227 | H | Mississippi Val. | 62 60 |
| | | | | | | | | | | | | 247 | N | Eastern Mich. | 61 58 |
| | | | | | | | | | | | | 274 | H | Northwestern St. | 67 51 |
| | | | | | | | | | | | | 290 | H | Southeastern La. | 95 85 |
| | | | | | | | | | | | | 296 | H | Massachusetts | 71 59 |
| | | | | | | | | | | | | 330 | H | Lipscomb | 68 46 |
| LAST 12 Division I GAMES: | | | | | | | | | | | | | | | |
| 14 | H | Georgia | 54 73 | 62 | H | Arkansas | 66 77 | | | | | | | | |
| 12 | A | Texas A&M | 53 82 | 191 | A | Mississippi St. | 57 72 | | | | | | | | |
| 11 | H | South Carolina | 47 62 | 69 | A | Florida | 88 81 | | | | | | | | |
| 191 | H | Mississippi St. | 65 51 | 105 | H | Missouri | 72 73 | | | | | | | | |
| 7 | A | Tennessee | 68 97 | 165 | H | Alabama | 75 83 | | | | | | | | |
| 32 | A | Vanderbilt | 53 79 | 90 | A | Auburn | 52 76 | | | | | | | | |

Non-Div I Games:

Ole Miss

■ Loss,
 ■ Non-Conf,
 ■ S Site,
 ■ H Home
 ■ A Away
 N Neutral

Oral Roberts

Through Games Of Sunday, February 24, 2013

| | | | | | | | | | | |
|-------------------|----------|-----------|----------------|------------|-------------|---------------|------|------|-------|-----------|
| Average RPI Win: | 235 | WON-LOST | WINNING | LAST 12 | STRENGTH OF | OPP. STRENGTH | TEAM | ADJ. | CONF. | ADJ CONF. |
| Average RPI Loss: | 111 | RECORD | PCT. RANK | GAMES | SCHEDULE | OF SCHEDULE | RPI | RPI | RPI | RPI |
| DIV. I ONLY | 13- 11 | 136 | 9- 3 | 151 | 172 | 122 | 122 | 20 | 20 | |
| DIV. I NON-CONF. | 2- 7 | 301 | 0- 0 | 33 | 8 | 159 | 159 | 20 | 20 | |
| TOTALS | RPI 1-25 | RPI 26-50 | W-L RECORDS | RPI 51-100 | RPI 101-150 | RPI 150+ | | | | |
| 13- 11 | 0- 2 | 0- 1 | OVERALL | 0- 2 | 3- 1 | 10- 5 | | | | |
| 9- 2 | 0- 0 | 0- 0 | HOME | 0- 1 | 3- 0 | 6- 1 | | | | |
| 4- 9 | 0- 2 | 0- 1 | AWAY | 0- 1 | 0- 1 | 4- 4 | | | | |
| 0- 0 | 0- 0 | 0- 0 | NEUTRAL | 0- 0 | 0- 0 | 0- 0 | | | | |
| 2- 7 | 0- 2 | 0- 1 | NON-CONFERENCE | 0- 2 | 1- 0 | 1- 2 | | | | |
| 1- 1 | 0- 0 | 0- 0 | HOME | 0- 1 | 1- 0 | 0- 0 | | | | |
| 1- 6 | 0- 2 | 0- 1 | AWAY | 0- 1 | 0- 0 | 1- 2 | | | | |
| 0- 0 | 0- 0 | 0- 0 | NEUTRAL | 0- 0 | 0- 0 | 0- 0 | | | | |
| 11- 4 | 0- 0 | 0- 0 | CONFERENCE | 0- 0 | 2- 1 | 9- 3 | | | | |
| 8- 1 | 0- 0 | 0- 0 | HOME | 0- 0 | 2- 0 | 6- 1 | | | | |
| 3- 3 | 0- 0 | 0- 0 | AWAY | 0- 0 | 0- 1 | 3- 2 | | | | |
| 0- 0 | 0- 0 | 0- 0 | NEUTRAL | 0- 0 | 0- 0 | 0- 0 | | | | |

| RPI 1-25 | | | | RPI 26-50 | | | | RPI 51-100 | | | | RPI 101+ Team's RPI: 122 | | | |
|---------------------------|---|--------------------|-------|-----------|---|--------------------|-------|------------|---|----------|-------|--------------------------|---|--------------------|-------|
| RPI | S | Opponent | Score | RPI | S | Opponent | Score | RPI | S | Opponent | Score | RPI | S | Opponent | Score |
| 1 | A | Baylor | 56 94 | 27 | A | DePaul | 74 97 | 62 | H | Arkansas | 57 80 | 125 | A | Sam Houston St. | 47 54 |
| 15 | A | Nebraska | 67 80 | | | | | 68 | A | UALR | 47 79 | 125 | H | Sam Houston St. | 90 40 |
| | | | | | | | | | | | | 134 | H | Lamar | 77 48 |
| | | | | | | | | | | | | 148 | H | Tulsa | 64 53 |
| | | | | | | | | | | | | 151 | A | Missouri St. | 72 73 |
| | | | | | | | | | | | | 159 | H | McNeese St. | 71 72 |
| | | | | | | | | | | | | 162 | A | Nicholls St. | 66 69 |
| | | | | | | | | | | | | 162 | H | Nicholls St. | 84 56 |
| | | | | | | | | | | | | 180 | A | Louisiana Tech | 59 61 |
| | | | | | | | | | | | | 204 | A | Stephen F. Austin | 68 64 |
| | | | | | | | | | | | | 204 | H | Stephen F. Austin | 63 56 |
| | | | | | | | | | | | | 256 | H | Central Ark. | 76 69 |
| | | | | | | | | | | | | 274 | A | Northwestern St. | 63 67 |
| | | | | | | | | | | | | 274 | H | Northwestern St. | 66 55 |
| | | | | | | | | | | | | 290 | A | Southeastern La. | 81 62 |
| | | | | | | | | | | | | 290 | H | Southeastern La. | 90 48 |
| | | | | | | | | | | | | 307 | A | Texas-Arlington | 73 41 |
| | | | | | | | | | | | | 329 | A | A&M-Corpus Christi | 58 41 |
| | | | | | | | | | | | | 329 | H | A&M-Corpus Christi | 81 59 |
| LAST 12 Division I GAMES: | | | | | | | | | | | | | | | |
| 256 | H | Central Ark. | 76 69 | 162 | H | Nicholls St. | 84 56 | | | | | | | | |
| 329 | H | A&M-Corpus Christi | 81 59 | 159 | H | McNeese St. | 71 72 | | | | | | | | |
| 125 | H | Sam Houston St. | 90 40 | 134 | H | Lamar | 77 48 | | | | | | | | |
| 204 | A | Stephen F. Austin | 68 64 | 125 | A | Sam Houston St. | 47 54 | | | | | | | | |
| 274 | A | Northwestern St. | 63 67 | 329 | A | A&M-Corpus Christi | 58 41 | | | | | | | | |
| 290 | H | Southeastern La. | 90 48 | 204 | H | Stephen F. Austin | 63 56 | | | | | | | | |

Non-Div I Games: Evangel 96 34

Oral Roberts

Loss, Non-Conf, S Site, H Home A Away N Neutral

| Average RPI Win: | 172 | WON-LOST | WINNING | LAST 12 | STRENGTH OF | OPP. STRENGTH | TEAM | ADJ. | CONF. | ADJ CONF. |
|-------------------|----------|-----------|----------------|------------|-------------|---------------|------|------|-------|-----------|
| Average RPI Loss: | 94 | RECORD | PCT. RANK | GAMES | SCHEDULE | OF SCHEDULE | RPI | RPI | RPI | RPI |
| DIV. I ONLY | 4- 24 | 329 | 2- 10 | 46 | 42 | 245 | 245 | 6 | 6 | |
| DIV. I NON-CONF. | 2- 10 | 311 | 0- 0 | 95 | 44 | 268 | 268 | 5 | 5 | |
| TOTALS | RPI 1-25 | RPI 26-50 | W-L RECORDS | RPI 51-100 | RPI 101-150 | RPI 150+ | | | | |
| 4- 24 | 0- 7 | 0- 2 | OVERALL | 1- 5 | 0- 4 | 3- 6 | | | | |
| 3- 11 | 0- 4 | 0- 1 | HOME | 1- 1 | 0- 1 | 2- 4 | | | | |
| 1- 11 | 0- 3 | 0- 0 | AWAY | 0- 3 | 0- 3 | 1- 2 | | | | |
| 0- 2 | 0- 0 | 0- 1 | NEUTRAL | 0- 1 | 0- 0 | 0- 0 | | | | |
| 2- 10 | 0- 1 | 0- 2 | NON-CONFERENCE | 1- 2 | 0- 1 | 1- 4 | | | | |
| 2- 5 | 0- 1 | 0- 1 | HOME | 1- 0 | 0- 0 | 1- 3 | | | | |
| 0- 3 | 0- 0 | 0- 0 | AWAY | 0- 1 | 0- 1 | 0- 1 | | | | |
| 0- 2 | 0- 0 | 0- 1 | NEUTRAL | 0- 1 | 0- 0 | 0- 0 | | | | |
| 2- 14 | 0- 6 | 0- 0 | CONFERENCE | 0- 3 | 0- 3 | 2- 2 | | | | |
| 1- 6 | 0- 3 | 0- 0 | HOME | 0- 1 | 0- 1 | 1- 1 | | | | |
| 1- 8 | 0- 3 | 0- 0 | AWAY | 0- 2 | 0- 2 | 1- 1 | | | | |
| 0- 0 | 0- 0 | 0- 0 | NEUTRAL | 0- 0 | 0- 0 | 0- 0 | | | | |

| RPI 1-25 | | | | RPI 26-50 | | | | RPI 51-100 | | | | RPI 101+ Team's RPI: 245 | | | |
|---------------------------|---|-------------|-------|-----------|---|-----------------|--------|------------|---|----------------|-------|--------------------------|---|---------------------|--------|
| RPI | S | Opponent | Score | RPI | S | Opponent | Score | RPI | S | Opponent | Score | RPI | S | Opponent | Score |
| 2 | H | Connecticut | 51 95 | 33 | N | Oklahoma | 61 100 | 55 | A | Illinois | 62 80 | 109 | A | Arizona St. | 45 60 |
| 3 | A | Stanford | 50 74 | 36 | H | St. Mary's (CA) | 69 78 | 62 | N | Arkansas | 67 79 | 119 | H | Southern California | 62 67 |
| 3 | H | Stanford | 62 86 | | | | | 72 | A | Washington | 53 66 | 128 | A | Hawaii | 73 85 |
| 8 | A | California | 55 77 | | | | | 72 | H | Washington | 71 97 | 138 | A | Arizona | 68 100 |
| 8 | H | California | 45 72 | | | | | 93 | A | Utah | 47 67 | 167 | A | Washington St. | 70 68 |
| 17 | H | UCLA | 80 89 | | | | | 97 | H | Fresno St. | 65 64 | 167 | H | Washington St. | 65 60 |
| 19 | A | Colorado | 59 84 | | | | | | | | | 185 | A | Oregon St. | 49 68 |
| | | | | | | | | | | | | 185 | H | Oregon St. | 53 63 |
| | | | | | | | | | | | | 209 | H | Portland St. | 85 87 |
| | | | | | | | | | | | | 216 | H | Denver | 62 73 |
| | | | | | | | | | | | | 224 | A | Portland | 49 68 |
| | | | | | | | | | | | | 255 | H | Samford | 72 61 |
| | | | | | | | | | | | | 269 | H | Nevada | 73 77 |
| LAST 12 Division I GAMES: | | | | | | | | | | | | | | | |
| | | | | 3 | A | Stanford | 50 74 | 8 | H | California | 45 72 | | | | |
| | | | | 8 | A | California | 55 77 | 3 | H | Stanford | 62 86 | | | | |
| | | | | 167 | H | Washington St. | 65 60 | 72 | A | Washington | 53 66 | | | | |
| | | | | 72 | H | Washington | 71 97 | 167 | A | Washington St. | 70 68 | | | | |
| | | | | 19 | A | Colorado | 59 84 | 185 | A | Oregon St. | 49 68 | | | | |
| | | | | 93 | A | Utah | 47 67 | 185 | H | Oregon St. | 53 63 | | | | |

Non-Div I Games:

Oregon

■ Loss,
 ■ Non-Conf,
 ■ S Site,
 ■ H Home
 ■ A Away
 N Neutral

| Average RPI Win: | 210 | WON-LOST | WINNING | LAST 12 | STRENGTH OF | OPP. STRENGTH | TEAM | ADJ. | CONF. | ADJ CONF. |
|-------------------|----------|-----------|----------------|------------|-------------|---------------|------|------|-------|-----------|
| Average RPI Loss: | 72 | RECORD | PCT. RANK | GAMES | SCHEDULE | OF SCHEDULE | RPI | RPI | RPI | RPI |
| DIV. I ONLY | 7- 19 | 300 | 2- 10 | 39 | 56 | 185 | 185 | 6 | 6 | |
| DIV. I NON-CONF. | 4- 6 | 218 | 0- 0 | 58 | 148 | 183 | 183 | 5 | 5 | |
| TOTALS | RPI 1-25 | RPI 26-50 | W-L RECORDS | RPI 51-100 | RPI 101-150 | RPI 150+ | | | | |
| 7- 19 | 0- 7 | 0- 2 | OVERALL | 0- 4 | 2- 3 | 5- 3 | | | | |
| 3- 8 | 0- 3 | 0- 0 | HOME | 0- 2 | 0- 2 | 3- 1 | | | | |
| 2- 8 | 0- 3 | 0- 0 | AWAY | 0- 2 | 1- 1 | 1- 2 | | | | |
| 2- 3 | 0- 1 | 0- 2 | NEUTRAL | 0- 0 | 1- 0 | 1- 0 | | | | |
| 4- 6 | 0- 1 | 0- 2 | NON-CONFERENCE | 0- 1 | 1- 1 | 3- 1 | | | | |
| 2- 2 | 0- 0 | 0- 0 | HOME | 0- 1 | 0- 1 | 2- 0 | | | | |
| 0- 1 | 0- 0 | 0- 0 | AWAY | 0- 0 | 0- 0 | 0- 1 | | | | |
| 2- 3 | 0- 1 | 0- 2 | NEUTRAL | 0- 0 | 1- 0 | 1- 0 | | | | |
| 3- 13 | 0- 6 | 0- 0 | CONFERENCE | 0- 3 | 1- 2 | 2- 2 | | | | |
| 1- 6 | 0- 3 | 0- 0 | HOME | 0- 1 | 0- 1 | 1- 1 | | | | |
| 2- 7 | 0- 3 | 0- 0 | AWAY | 0- 2 | 1- 1 | 1- 1 | | | | |
| 0- 0 | 0- 0 | 0- 0 | NEUTRAL | 0- 0 | 0- 0 | 0- 0 | | | | |

| RPI S Opponent Score | RPI S Opponent Score | RPI S Opponent Score | RPI S Opponent Score | Team's RPI: 185 |
|----------------------------|----------------------------|-----------------------|---------------------------------|-----------------|
| 3 A Stanford 53 90 | 29 N Michigan St. 35 49 | 72 A Washington 77 81 | 109 A Arizona St. 55 66 | |
| 3 H Stanford 45 65 | 31 N Texas Tech 48 66 | 72 H Washington 44 49 | 115 N Winthrop 68 64 | |
| 8 A California 56 58 | | 83 H Cal Poly 62 72 | 119 H Southern California 55 56 | |
| 8 H California 38 60 | | 93 A Utah 40 66 | 138 A Arizona 57 48 | |
| 17 H UCLA 64 68 | | | 149 H Sacramento St. 71 80 | |
| 19 A Colorado 47 61 | | | 158 N UC Santa Barbara 49 46 | |
| 21 N Louisville 43 61 | | | 167 A Washington St. 73 76 | |
| | | | 167 H Washington St. 49 51 | |
| | | | 197 A Loyola Marymount 62 73 | |
| | | | 245 A Oregon 63 53 | |
| | | | 245 H Oregon 68 49 | |
| | | | 277 H CSU Bakersfield 71 48 | |
| | | | 289 H Cal St. Fullerton 54 36 | |
| LAST 12 Division I GAMES: | | | | |
| 8 A California 56 58 | 3 H Stanford 45 65 | | | |
| 3 A Stanford 53 90 | 8 H California 38 60 | | | |
| 72 H Washington 44 49 | 167 A Washington St. 73 76 | | | |
| 167 H Washington St. 49 51 | 72 A Washington 77 81 | | | |
| 93 A Utah 40 66 | 245 H Oregon 68 49 | | | |
| 19 A Colorado 47 61 | 245 A Oregon 63 53 | | | |

Non-Div I Games: Western Wash. 71 59 Saint Martin's 84 36

Oregon St.

Loss, Non-Conf, S Site, H Home A Away N Neutral

| Average RPI Win: | 180 | WON-LOST | WINNING | LAST 12 | STRENGTH OF | OPP. STRENGTH | TEAM | ADJ. | CONF. | ADJ CONF. |
|-------------------|----------|-----------|----------------|------------|-------------|---------------|------|------|-------|-----------|
| Average RPI Loss: | 87 | RECORD | PCT. RANK | GAMES | SCHEDULE | OF SCHEDULE | RPI | RPI | RPI | RPI |
| DIV. I ONLY | 21- 6 | 31 | 9- 3 | 111 | 110 | 48 | 48 | 11 | 11 | |
| DIV. I NON-CONF. | 10- 2 | 28 | 0- 0 | 56 | 87 | 17 | 17 | 11 | 11 | |
| TOTALS | RPI 1-25 | RPI 26-50 | W-L RECORDS | RPI 51-100 | RPI 101-150 | RPI 150+ | | | | |
| 21- 6 | 0- 1 | 1- 0 | OVERALL | 3- 3 | 5- 1 | 12- 1 | | | | |
| 13- 2 | 0- 0 | 0- 0 | HOME | 2- 1 | 3- 0 | 8- 1 | | | | |
| 8- 4 | 0- 1 | 1- 0 | AWAY | 1- 2 | 2- 1 | 4- 0 | | | | |
| 0- 0 | 0- 0 | 0- 0 | NEUTRAL | 0- 0 | 0- 0 | 0- 0 | | | | |
| 10- 2 | 0- 1 | 1- 0 | NON-CONFERENCE | 3- 1 | 2- 0 | 4- 0 | | | | |
| 6- 0 | 0- 0 | 0- 0 | HOME | 2- 0 | 1- 0 | 3- 0 | | | | |
| 4- 2 | 0- 1 | 1- 0 | AWAY | 1- 1 | 1- 0 | 1- 0 | | | | |
| 0- 0 | 0- 0 | 0- 0 | NEUTRAL | 0- 0 | 0- 0 | 0- 0 | | | | |
| 11- 4 | 0- 0 | 0- 0 | CONFERENCE | 0- 2 | 3- 1 | 8- 1 | | | | |
| 7- 2 | 0- 0 | 0- 0 | HOME | 0- 1 | 2- 0 | 5- 1 | | | | |
| 4- 2 | 0- 0 | 0- 0 | AWAY | 0- 1 | 1- 1 | 3- 0 | | | | |
| 0- 0 | 0- 0 | 0- 0 | NEUTRAL | 0- 0 | 0- 0 | 0- 0 | | | | |

| RPI S | Opponent | Score | RPI S | Opponent | Score | Team's RPI: 48 | RPI S | Opponent | Score | RPI S | Opponent | Score |
|---------------------------|----------------------|-------|-------|----------------------|-------|----------------|-------|-----------------|-------|-------|----------------------|--------|
| 3 | A Stanford | 43 78 | 36 | A St. Mary's (CA) | 75 72 | | 69 | A Florida | 82 89 | 128 | A Hawaii | 71 74 |
| | | | | | | | 72 | H Fordham | 62 40 | 128 | H Hawaii | 71 61 |
| | | | | | | | 83 | A Cal Poly | 95 96 | 129 | A Cal St. Northridge | 74 56 |
| | | | | | | | 83 | H Cal Poly | 59 62 | 129 | H Cal St. Northridge | 60 51 |
| | | | | | | | 97 | H Fresno St. | 66 56 | 137 | H Santa Clara | 72 45 |
| | | | | | | | 99 | A Eastern Wash. | 64 51 | 145 | A Seattle | 71 70 |
| | | | | | | | | | | 158 | A UC Santa Barbara | 64 52 |
| | | | | | | | | | | 158 | H UC Santa Barbara | 47 52 |
| | | | | | | | | | | 177 | H Long Beach St. | 69 53 |
| | | | | | | | | | | 189 | H San Francisco | 75 59 |
| | | | | | | | | | | 212 | H UC Davis | 78 64 |
| | | | | | | | | | | 215 | A UC Riverside | 85 56 |
| | | | | | | | | | | 215 | H UC Riverside | 74 66 |
| | | | | | | | | | | 243 | H UC Irvine | 68 47 |
| | | | | | | | | | | 269 | H Nevada | 72 63 |
| | | | | | | | | | | 277 | H CSU Bakersfield | 102 60 |
| | | | | | | | | | | 278 | A San Jose St. | 74 60 |
| | | | | | | | | | | 289 | A Cal St. Fullerton | 67 55 |
| | | | | | | | | | | 289 | H Cal St. Fullerton | 81 50 |
| LAST 12 Division I GAMES: | | | | | | | | | | | | |
| 215 | H UC Riverside | 74 66 | 177 | H Long Beach St. | 69 53 | | | | | | | |
| 289 | H Cal St. Fullerton | 81 50 | 243 | H UC Irvine | 68 47 | | | | | | | |
| 128 | A Hawaii | 71 74 | 289 | A Cal St. Fullerton | 67 55 | | | | | | | |
| 129 | A Cal St. Northridge | 74 56 | 215 | A UC Riverside | 85 56 | | | | | | | |
| 158 | H UC Santa Barbara | 47 52 | 129 | H Cal St. Northridge | 60 51 | | | | | | | |
| 83 | H Cal Poly | 59 62 | 128 | H Hawaii | 71 61 | | | | | | | |

Non-Div I Games:

Pacific

■ Loss,
 ■ Non-Conf,
 ■ S Site,
 ■ Home
 ■ A Away
 N Neutral

| | | | | | | | | | | |
|-------------------|----------|-----------|----------------|------------|-------------|---------------|------|------|-------|-----------|
| Average RPI Win: | 268 | WON-LOST | WINNING | LAST 12 | STRENGTH OF | OPP. STRENGTH | TEAM | ADJ. | CONF. | ADJ CONF. |
| Average RPI Loss: | 118 | RECORD | PCT. RANK | GAMES | SCHEDULE | OF SCHEDULE | RPI | RPI | RPI | RPI |
| DIV. I ONLY | 14- 9 | 107 | 8- 4 | 292 | 237 | 186 | 186 | 19 | 19 | |
| DIV. I NON-CONF. | 7- 7 | 159 | 1- 2 | 256 | 253 | 219 | 219 | 18 | 18 | |
| TOTALS | RPI 1-25 | RPI 26-50 | W-L RECORDS | RPI 51-100 | RPI 101-150 | RPI 150+ | | | | |
| 14- 9 | 0- 1 | 0- 2 | OVERALL | 1- 2 | 0- 1 | 13- 3 | | | | |
| 7- 4 | 0- 1 | 0- 1 | HOME | 1- 1 | 0- 1 | 6- 0 | | | | |
| 5- 5 | 0- 0 | 0- 1 | AWAY | 0- 1 | 0- 0 | 5- 3 | | | | |
| 2- 0 | 0- 0 | 0- 0 | NEUTRAL | 0- 0 | 0- 0 | 2- 0 | | | | |
| 7- 7 | 0- 1 | 0- 1 | NON-CONFERENCE | 0- 2 | 0- 1 | 7- 2 | | | | |
| 3- 4 | 0- 1 | 0- 1 | HOME | 0- 1 | 0- 1 | 3- 0 | | | | |
| 2- 3 | 0- 0 | 0- 0 | AWAY | 0- 1 | 0- 0 | 2- 2 | | | | |
| 2- 0 | 0- 0 | 0- 0 | NEUTRAL | 0- 0 | 0- 0 | 2- 0 | | | | |
| 7- 2 | 0- 0 | 0- 1 | CONFERENCE | 1- 0 | 0- 0 | 6- 1 | | | | |
| 4- 0 | 0- 0 | 0- 0 | HOME | 1- 0 | 0- 0 | 3- 0 | | | | |
| 3- 2 | 0- 0 | 0- 1 | AWAY | 0- 0 | 0- 0 | 3- 1 | | | | |
| 0- 0 | 0- 0 | 0- 0 | NEUTRAL | 0- 0 | 0- 0 | 0- 0 | | | | |

| RPI 1-25 | | | | RPI 26-50 | | | | RPI 51-100 | | | | RPI 101+ Team's RPI: 186 | | | |
|---------------------------|---|-----------|-------|-----------|---|----------------|-------|------------|---|----------|-------|--------------------------|---|----------------------|-------|
| RPI | S | Opponent | Score | RPI | S | Opponent | Score | RPI | S | Opponent | Score | RPI | S | Opponent | Score |
| 22 | H | Villanova | 44 48 | 28 | A | Princeton | 47 77 | 77 | H | Virginia | 65 68 | 126 | H | Temple | 51 59 |
| | | | | 46 | H | Saint Joseph's | 53 66 | 92 | A | Drexel | 50 77 | 161 | A | Army | 53 58 |
| | | | | | | | | 95 | H | Harvard | 77 72 | 182 | A | Yale | 56 65 |
| | | | | | | | | | | | | 195 | H | La Salle | 65 56 |
| | | | | | | | | | | | | 218 | H | Bucknell | 58 53 |
| | | | | | | | | | | | | 223 | H | Dartmouth | 63 40 |
| | | | | | | | | | | | | 250 | A | St. Francis Brooklyn | 61 60 |
| | | | | | | | | | | | | 264 | A | Cornell | 65 56 |
| | | | | | | | | | | | | 264 | H | Cornell | 67 40 |
| | | | | | | | | | | | | 291 | H | Morgan St. | 79 73 |
| | | | | | | | | | | | | 298 | A | Brown | 65 48 |
| | | | | | | | | | | | | 324 | A | LIU Brooklyn | 54 40 |
| | | | | | | | | | | | | 325 | N | Alabama St. | 52 37 |
| | | | | | | | | | | | | 326 | N | Air Force | 61 39 |
| | | | | | | | | | | | | 332 | A | Norfolk St. | 51 60 |
| | | | | | | | | | | | | 340 | A | Columbia | 52 40 |
| | | | | | | | | | | | | 340 | H | Columbia | 66 48 |
| LAST 12 Division I GAMES: | | | | | | | | | | | | | | | |
| 340 | H | Columbia | 66 48 | 264 | A | Cornell | 65 56 | | | | | | | | |
| 264 | H | Cornell | 67 40 | 340 | A | Columbia | 52 40 | | | | | | | | |
| 223 | H | Dartmouth | 63 40 | 126 | H | Temple | 51 59 | | | | | | | | |
| 95 | H | Harvard | 77 72 | 22 | H | Villanova | 44 48 | | | | | | | | |
| 298 | A | Brown | 65 48 | 28 | A | Princeton | 47 77 | | | | | | | | |
| 182 | A | Yale | 56 65 | 291 | H | Morgan St. | 79 73 | | | | | | | | |

Non-Div I Games:

Penn

■ Loss,
 ■ Non-Conf, S Site,
 ■ Home
 ■ Away
 N Neutral

| Average RPI Win: | 95 | WON-LOST | WINNING | LAST 12 | STRENGTH OF | OPP. STRENGTH | TEAM | ADJ. | CONF. | ADJ CONF. |
|-------------------|----------|-----------|----------------|------------|-------------|---------------|------|------|-------|-----------|
| Average RPI Loss: | 56 | RECORD | PCT. RANK | GAMES | SCHEDULE | OF SCHEDULE | RPI | RPI | RPI | RPI |
| DIV. I ONLY | 23- 3 | 13 | 11- 1 | 15 | 17 | 5 | 5 | 2 | 2 | |
| DIV. I NON-CONF. | 10- 2 | 28 | 0- 0 | 44 | 33 | 11 | 11 | 2 | 2 | |
| TOTALS | RPI 1-25 | RPI 26-50 | W-L RECORDS | RPI 51-100 | RPI 101-150 | RPI 150+ | | | | |
| 23- 3 | 3- 1 | 6- 0 | OVERALL | 5- 1 | 5- 1 | 4- 0 | | | | |
| 14- 0 | 2- 0 | 3- 0 | HOME | 4- 0 | 2- 0 | 3- 0 | | | | |
| 8- 3 | 1- 1 | 3- 0 | AWAY | 1- 1 | 2- 1 | 1- 0 | | | | |
| 1- 0 | 0- 0 | 0- 0 | NEUTRAL | 0- 0 | 1- 0 | 0- 0 | | | | |
| 10- 2 | 1- 1 | 1- 0 | NON-CONFERENCE | 1- 1 | 4- 0 | 3- 0 | | | | |
| 6- 0 | 0- 0 | 1- 0 | HOME | 1- 0 | 1- 0 | 3- 0 | | | | |
| 3- 2 | 1- 1 | 0- 0 | AWAY | 0- 1 | 2- 0 | 0- 0 | | | | |
| 1- 0 | 0- 0 | 0- 0 | NEUTRAL | 0- 0 | 1- 0 | 0- 0 | | | | |
| 13- 1 | 2- 0 | 5- 0 | CONFERENCE | 4- 0 | 1- 1 | 1- 0 | | | | |
| 8- 0 | 2- 0 | 2- 0 | HOME | 3- 0 | 1- 0 | 0- 0 | | | | |
| 5- 1 | 0- 0 | 3- 0 | AWAY | 1- 0 | 0- 1 | 1- 0 | | | | |
| 0- 0 | 0- 0 | 0- 0 | NEUTRAL | 0- 0 | 0- 0 | 0- 0 | | | | |

| RPI | S | Opponent | Score | RPI | S | Opponent | Score | RPI | S | Opponent | Score | RPI | S | Opponent | Score |
|---------------------------|---|--------------|-------|-----|---|--------------|-------|-----|---|------------------|-------|-----|---|---------------------|--------|
| 2 | A | Connecticut | 52 67 | 29 | A | Michigan St. | 76 55 | 54 | A | Miami (FL) | 65 69 | 113 | A | Wisconsin | 61 63 |
| 12 | A | Texas A&M | 63 58 | 29 | H | Michigan St. | 71 56 | 55 | H | Illinois | 95 62 | 113 | H | Wisconsin | 84 40 |
| 15 | H | Nebraska | 80 58 | 30 | A | Michigan | 59 49 | 65 | H | South Dakota St. | 60 50 | 118 | N | Detroit | 80 72 |
| 16 | H | Purdue | 69 61 | 30 | H | Michigan | 68 57 | 81 | H | Minnesota | 64 59 | 124 | A | Virginia Tech | 60 41 |
| | | | | 35 | A | Iowa | 81 69 | 86 | A | Ohio St. | 71 56 | 129 | A | Cal St. Northridge | 85 73 |
| | | | | 50 | H | Georgetown | 97 74 | 94 | H | Northwestern | 73 69 | 150 | H | Howard | 72 61 |
| | | | | | | | | | | | | 175 | A | Indiana | 76 54 |
| | | | | | | | | | | | | 208 | H | Lafayette | 75 34 |
| | | | | | | | | | | | | 251 | H | Fairleigh Dickinson | 101 44 |
| | | | | | | | | | | | | 292 | H | NJIT | 82 37 |
| LAST 12 Division I GAMES: | | | | | | | | | | | | | | | |
| 30 | H | Michigan | 68 57 | 113 | A | Wisconsin | 61 63 | | | | | | | | |
| 55 | H | Illinois | 95 62 | 86 | A | Ohio St. | 71 56 | | | | | | | | |
| 35 | A | Iowa | 81 69 | 81 | H | Minnesota | 64 59 | | | | | | | | |
| 29 | H | Michigan St. | 71 56 | 30 | A | Michigan | 59 49 | | | | | | | | |
| 175 | A | Indiana | 76 54 | 113 | H | Wisconsin | 84 40 | | | | | | | | |
| 16 | H | Purdue | 69 61 | 15 | H | Nebraska | 80 58 | | | | | | | | |

Non-Div I Games:

Penn St.

| | | | | | | | | | | |
|-------------------|----------|-----------|----------------|------------|-------------|---------------|------|------|-------|-----------|
| Average RPI Win: | 193 | WON-LOST | WINNING | LAST 12 | STRENGTH OF | OPP. STRENGTH | TEAM | ADJ. | CONF. | ADJ CONF. |
| Average RPI Loss: | 107 | RECORD | PCT. RANK | GAMES | SCHEDULE | OF SCHEDULE | RPI | RPI | RPI | RPI |
| DIV. I ONLY | 4- 21 | 325 | 0- 12 | 56 | 97 | 263 | 263 | 7 | 7 | |
| DIV. I NON-CONF. | 3- 8 | 275 | 0- 0 | 38 | 94 | 198 | 198 | 7 | 7 | |
| TOTALS | RPI 1-25 | RPI 26-50 | W-L RECORDS | RPI 51-100 | RPI 101-150 | RPI 150+ | | | | |
| 4- 21 | 0- 2 | 0- 3 | OVERALL | 0- 7 | 1- 4 | 3- 5 | | | | |
| 3- 11 | 0- 2 | 0- 1 | HOME | 0- 3 | 1- 2 | 2- 3 | | | | |
| 1- 10 | 0- 0 | 0- 2 | AWAY | 0- 4 | 0- 2 | 1- 2 | | | | |
| 0- 0 | 0- 0 | 0- 0 | NEUTRAL | 0- 0 | 0- 0 | 0- 0 | | | | |
| 3- 8 | 0- 2 | 0- 0 | NON-CONFERENCE | 0- 3 | 1- 2 | 2- 1 | | | | |
| 2- 5 | 0- 2 | 0- 0 | HOME | 0- 1 | 1- 1 | 1- 1 | | | | |
| 1- 3 | 0- 0 | 0- 0 | AWAY | 0- 2 | 0- 1 | 1- 0 | | | | |
| 0- 0 | 0- 0 | 0- 0 | NEUTRAL | 0- 0 | 0- 0 | 0- 0 | | | | |
| 1- 13 | 0- 0 | 0- 3 | CONFERENCE | 0- 4 | 0- 2 | 1- 4 | | | | |
| 1- 6 | 0- 0 | 0- 1 | HOME | 0- 2 | 0- 1 | 1- 2 | | | | |
| 0- 7 | 0- 0 | 0- 2 | AWAY | 0- 2 | 0- 1 | 0- 2 | | | | |
| 0- 0 | 0- 0 | 0- 0 | NEUTRAL | 0- 0 | 0- 0 | 0- 0 | | | | |

| RPI 1-25 | | | | | RPI 26-50 | | | | | RPI 51-100 | | | | | RPI 101+ | | | | | Team's RPI: 263 | |
|---------------------------|---|----------|-------|----|-----------|---|------------------|-------|----|------------|---|-----------------|-------|----|----------|---|---------------------|-------|----|-----------------|--|
| RPI | S | Opponent | Score | | RPI | S | Opponent | Score | | RPI | S | Opponent | Score | | RPI | S | Opponent | Score | | | |
| 9 | H | Kentucky | 62 | 80 | 36 | A | St. Mary's (CA) | 61 | 72 | 62 | A | Arkansas | 39 | 64 | 119 | A | Southern California | 56 | 65 | | |
| 17 | H | UCLA | 46 | 77 | 45 | A | Gonzaga | 52 | 81 | 66 | A | BYU | 42 | 68 | 137 | A | Santa Clara | 52 | 64 | | |
| | | | | | 45 | H | Gonzaga | 46 | 80 | 66 | H | BYU | 44 | 67 | 137 | H | Santa Clara | 36 | 38 | | |
| | | | | | | | | | | 72 | A | Washington | 51 | 70 | 145 | H | Seattle | 70 | 64 | | |
| | | | | | | | | | | 74 | H | Wyoming | 50 | 72 | 150 | H | Howard | 51 | 55 | | |
| | | | | | | | | | | 80 | A | San Diego | 50 | 71 | 189 | H | San Francisco | 71 | 67 | | |
| | | | | | | | | | | 80 | H | San Diego | 61 | 79 | 197 | A | Loyola Marymount | 47 | 65 | | |
| | | | | | | | | | | | | | | | 197 | H | Loyola Marymount | 56 | 58 | | |
| | | | | | | | | | | | | | | | 212 | A | UC Davis | 83 | 68 | | |
| | | | | | | | | | | | | | | | 215 | H | UC Riverside | 71 | 79 | | |
| | | | | | | | | | | | | | | | 224 | A | Portland | 51 | 57 | | |
| | | | | | | | | | | | | | | | 224 | H | Portland | 34 | 73 | | |
| | | | | | | | | | | | | | | | 225 | H | South Dakota | 70 | 54 | | |
| LAST 12 Division I GAMES: | | | | | | | | | | | | | | | | | | | | | |
| | | | | | 137 | A | Santa Clara | 52 | 64 | 224 | A | Portland | 51 | 57 | | | | | | | |
| | | | | | 197 | H | Loyola Marymount | 56 | 58 | 80 | H | San Diego | 61 | 79 | | | | | | | |
| | | | | | 66 | H | BYU | 44 | 67 | 45 | H | Gonzaga | 46 | 80 | | | | | | | |
| | | | | | 80 | A | San Diego | 50 | 71 | 36 | A | St. Mary's (CA) | 61 | 72 | | | | | | | |
| | | | | | 224 | H | Portland | 34 | 73 | 137 | H | Santa Clara | 36 | 38 | | | | | | | |
| | | | | | 45 | A | Gonzaga | 52 | 81 | 66 | A | BYU | 42 | 68 | | | | | | | |

Non-Div I Games:

Pepperdine

Loss, Non-Conf, S Site, H Home A Away N Neutral

Pittsburgh

Through Games Of Sunday, February 24, 2013

| | | | | | | | | | | |
|-------------------|----------|-----------|----------------|------------|-------------|---------------|------|------|-------|-----------|
| Average RPI Win: | 251 | WON-LOST | WINNING | LAST 12 | STRENGTH OF | OPP. STRENGTH | TEAM | ADJ. | CONF. | ADJ CONF. |
| Average RPI Loss: | 84 | RECORD | PCT. RANK | GAMES | SCHEDULE | OF SCHEDULE | RPI | RPI | RPI | RPI |
| DIV. I ONLY | 9- 17 | 258 | 0- 12 | 131 | 70 | 235 | 235 | 4 | 4 | |
| DIV. I NON-CONF. | 9- 4 | 75 | 0- 0 | 271 | 263 | 173 | 173 | 3 | 3 | |
| TOTALS | RPI 1-25 | RPI 26-50 | W-L RECORDS | RPI 51-100 | RPI 101-150 | RPI 150+ | | | | |
| 9- 17 | 0- 3 | 0- 6 | OVERALL | 0- 3 | 1- 0 | 8- 5 | | | | |
| 7- 9 | 0- 2 | 0- 1 | HOME | 0- 3 | 0- 0 | 7- 3 | | | | |
| 2- 8 | 0- 1 | 0- 5 | AWAY | 0- 0 | 1- 0 | 1- 2 | | | | |
| 0- 0 | 0- 0 | 0- 0 | NEUTRAL | 0- 0 | 0- 0 | 0- 0 | | | | |
| 9- 4 | 0- 0 | 0- 1 | NON-CONFERENCE | 0- 1 | 1- 0 | 8- 2 | | | | |
| 7- 2 | 0- 0 | 0- 0 | HOME | 0- 1 | 0- 0 | 7- 1 | | | | |
| 2- 2 | 0- 0 | 0- 1 | AWAY | 0- 0 | 1- 0 | 1- 1 | | | | |
| 0- 0 | 0- 0 | 0- 0 | NEUTRAL | 0- 0 | 0- 0 | 0- 0 | | | | |
| 0- 13 | 0- 3 | 0- 5 | CONFERENCE | 0- 2 | 0- 0 | 0- 3 | | | | |
| 0- 7 | 0- 2 | 0- 1 | HOME | 0- 2 | 0- 0 | 0- 2 | | | | |
| 0- 6 | 0- 1 | 0- 4 | AWAY | 0- 0 | 0- 0 | 0- 1 | | | | |
| 0- 0 | 0- 0 | 0- 0 | NEUTRAL | 0- 0 | 0- 0 | 0- 0 | | | | |

| RPI 1-25 | | | RPI 26-50 | | | RPI 51-100 | | | RPI 101+ | | | Team's RPI: 235 |
|---------------------------|---|------------|-----------|-----|---|-----------------|-------|-----|----------|----------------|-------|-----------------------------|
| RPI | S | Opponent | Score | RPI | S | Opponent | Score | RPI | S | Opponent | Score | |
| 4 | H | Notre Dame | 47 73 | 27 | A | DePaul | 55 57 | 58 | H | South Fla. | 60 78 | 117 A Old Dominion 55 54 |
| 21 | A | Louisville | 45 78 | 34 | A | Duquesne | 61 70 | 61 | H | Marquette | 65 74 | 169 H Cincinnati 50 59 |
| 22 | H | Villanova | 52 68 | 37 | A | Syracuse | 39 80 | 63 | H | Youngstown St. | 50 64 | 188 H Rider 48 65 |
| | | | | 40 | A | St. John's (NY) | 32 61 | | | | | 192 H Providence 83 85 |
| | | | | 50 | A | Georgetown | 57 69 | | | | | 206 A Seton Hall 56 69 |
| | | | | 50 | H | Georgetown | 70 72 | | | | | 208 A Lafayette 65 68 |
| | | | | | | | | | | | | 233 H Mt. St. Mary's 67 49 |
| | | | | | | | | | | | | 237 H Loyola Maryland 57 47 |
| | | | | | | | | | | | | 238 H Longwood 86 60 |
| | | | | | | | | | | | | 257 A Buffalo 91 77 |
| | | | | | | | | | | | | 265 H Siena 75 50 |
| | | | | | | | | | | | | 284 H William & Mary 76 74 |
| | | | | | | | | | | | | 298 H Brown 58 57 |
| | | | | | | | | | | | | 333 H Wagner 65 39 |
| LAST 12 Division I GAMES: | | | | | | | | | | | | |
| 50 | H | Georgetown | 70 72 | 27 | A | DePaul | 55 57 | | | | | |
| 169 | H | Cincinnati | 50 59 | 50 | A | Georgetown | 57 69 | | | | | |
| 37 | A | Syracuse | 39 80 | 4 | H | Notre Dame | 47 73 | | | | | |
| 21 | A | Louisville | 45 78 | 61 | H | Marquette | 65 74 | | | | | |
| 192 | H | Providence | 83 85 | 40 | A | St. John's (NY) | 32 61 | | | | | |
| 58 | H | South Fla. | 60 78 | 22 | H | Villanova | 52 68 | | | | | |

Non-Div I Games:

Pittsburgh

■ Loss,
 ■ Non-Conf,
 ■ S Site,
 ■ H Home
 ■ A Away
 N Neutral

| | | | | | | | | | |
|------------------------------|----------|-----------|----------------|-------------|---------------|----------|------|-------|-----------|
| Average RPI Win: 211 | WON-LOST | WINNING | LAST 12 | STRENGTH OF | OPP. STRENGTH | TEAM | ADJ. | CONF. | ADJ CONF. |
| Average RPI Loss: 110 | RECORD | PCT. RANK | GAMES | SCHEDULE | OF SCHEDULE | RPI | RPI | RPI | RPI |
| DIV. I ONLY | 10- 17 | 241 | 5- 7 | 189 | 79 | 224 | 224 | 7 | 7 |
| DIV. I NON-CONF. | 5- 8 | 222 | 0- 0 | 226 | 103 | 223 | 223 | 7 | 7 |
| <hr/> | | | | | | | | | |
| TOTALS | RPI 1-25 | RPI 26-50 | W-L RECORDS | RPI 51-100 | RPI 101-150 | RPI 150+ | | | |
| 10- 17 | 0- 1 | 0- 3 | OVERALL | 1- 5 | 1- 4 | 8- 4 | | | |
| 5- 7 | 0- 0 | 0- 2 | HOME | 1- 2 | 0- 1 | 4- 2 | | | |
| 5- 9 | 0- 1 | 0- 1 | AWAY | 0- 3 | 1- 2 | 4- 2 | | | |
| 0- 1 | 0- 0 | 0- 0 | NEUTRAL | 0- 0 | 0- 1 | 0- 0 | | | |
| 5- 8 | 0- 1 | 0- 0 | NON-CONFERENCE | 1- 2 | 0- 3 | 4- 2 | | | |
| 3- 2 | 0- 0 | 0- 0 | HOME | 1- 1 | 0- 0 | 2- 1 | | | |
| 2- 5 | 0- 1 | 0- 0 | AWAY | 0- 1 | 0- 2 | 2- 1 | | | |
| 0- 1 | 0- 0 | 0- 0 | NEUTRAL | 0- 0 | 0- 1 | 0- 0 | | | |
| 5- 9 | 0- 0 | 0- 3 | CONFERENCE | 0- 3 | 1- 1 | 4- 2 | | | |
| 2- 5 | 0- 0 | 0- 2 | HOME | 0- 1 | 0- 1 | 2- 1 | | | |
| 3- 4 | 0- 0 | 0- 1 | AWAY | 0- 2 | 1- 0 | 2- 1 | | | |
| 0- 0 | 0- 0 | 0- 0 | NEUTRAL | 0- 0 | 0- 0 | 0- 0 | | | |

| RPI 1-25 | | | RPI 26-50 | | | RPI 51-100 | | | RPI 101+ Team's RPI: 224 | | |
|---------------------------|---|------------------|--------------|-----|---|------------------|--------------|-----|--------------------------|--------------------|--------------|
| RPI | S | Opponent | Score | RPI | S | Opponent | Score | RPI | S | Opponent | Score |
| 21 | A | Louisville | 48 95 | 36 | A | St. Mary's (CA) | 53 58 | 66 | A | BYU | 64 79 |
| | | | | 36 | H | St. Mary's (CA) | 43 49 | 72 | H | Washington | 44 64 |
| | | | | 45 | H | Gonzaga | 51 82 | 80 | A | San Diego | 54 72 |
| | | | | | | | | 80 | H | San Diego | 63 69 |
| | | | | | | | | 97 | H | Fresno St. | 76 69 |
| | | | | | | | | 99 | A | Eastern Wash. | 50 68 |
| <hr/> | | | | | | | | | | | |
| LAST 12 Division I GAMES: | | | | | | | | | | | |
| 66 | A | BYU | 64 79 | 263 | H | Pepperdine | 57 51 | 129 | A | Cal St. Northridge | 51 70 |
| 36 | H | St. Mary's (CA) | 43 49 | 137 | A | Santa Clara | 71 68 | 131 | N | Boston College | 40 68 |
| 189 | H | San Francisco | 71 75 | 80 | A | San Diego | 54 72 | 137 | A | Santa Clara | 71 68 |
| 263 | A | Pepperdine | 73 34 | 197 | A | Loyola Marymount | 63 59 | 137 | H | Santa Clara | 58 59 |
| 36 | A | St. Mary's (CA) | 53 58 | 45 | H | Gonzaga | 51 82 | 145 | A | Seattle | 61 63 |
| 197 | H | Loyola Marymount | 65 63 | 189 | A | San Francisco | 81 88 | 170 | A | Idaho | 62 56 |
| | | | | | | | | 189 | H | San Francisco | 71 75 |
| | | | | | | | | 197 | A | Loyola Marymount | 63 59 |
| | | | | | | | | 197 | H | Loyola Marymount | 65 63 |
| | | | | | | | | 209 | A | Portland St. | 49 64 |
| | | | | | | | | 209 | H | Portland St. | 61 64 |
| | | | | | | | | 245 | H | Oregon | 68 49 |
| | | | | | | | | 263 | A | Pepperdine | 73 34 |
| | | | | | | | | 263 | H | Pepperdine | 57 51 |
| | | | | | | | | 269 | H | Nevada | 70 61 |
| | | | | | | | | 276 | A | Boise St. | 73 49 |

Non-Div I Games:

Portland

■ Loss,
 ■ Non-Conf, S Site,
 ■ Home
 ■ Away
 N Neutral

| | | | | | | | | | |
|------------------------------|--------------|------------|----------------|-------------|---------------|------------|------------|-----------|-----------|
| Average RPI Win: 230 | WON-LOST | WINNING | LAST 12 | STRENGTH OF | OPP. STRENGTH | TEAM | ADJ. | CONF. | ADJ CONF. |
| Average RPI Loss: 134 | RECORD | PCT. RANK | GAMES | SCHEDULE | OF SCHEDULE | RPI | RPI | RPI | RPI |
| DIV. I ONLY | 9- 15 | 239 | 4- 8 | 144 | 207 | 209 | 209 | 16 | 16 |
| DIV. I NON-CONF. | 4- 3 | 137 | 0- 0 | 85 | 201 | 88 | 88 | 14 | 14 |
| TOTALS | RPI 1-25 | RPI 26-50 | W-L RECORDS | RPI 51-100 | RPI 101-150 | RPI 150+ | | | |
| 9- 15 | 0- 0 | 0- 1 | OVERALL | 0- 5 | 2- 6 | 7- 3 | | | |
| 3- 7 | 0- 0 | 0- 1 | HOME | 0- 2 | 0- 3 | 3- 1 | | | |
| 5- 7 | 0- 0 | 0- 0 | AWAY | 0- 2 | 1- 3 | 4- 2 | | | |
| 1- 1 | 0- 0 | 0- 0 | NEUTRAL | 0- 1 | 1- 0 | 0- 0 | | | |
| 4- 3 | 0- 0 | 0- 1 | NON-CONFERENCE | 0- 1 | 1- 1 | 3- 0 | | | |
| 1- 1 | 0- 0 | 0- 1 | HOME | 0- 0 | 0- 0 | 1- 0 | | | |
| 2- 1 | 0- 0 | 0- 0 | AWAY | 0- 0 | 0- 1 | 2- 0 | | | |
| 1- 1 | 0- 0 | 0- 0 | NEUTRAL | 0- 1 | 1- 0 | 0- 0 | | | |
| 5- 12 | 0- 0 | 0- 0 | CONFERENCE | 0- 4 | 1- 5 | 4- 3 | | | |
| 2- 6 | 0- 0 | 0- 0 | HOME | 0- 2 | 0- 3 | 2- 1 | | | |
| 3- 6 | 0- 0 | 0- 0 | AWAY | 0- 2 | 1- 2 | 2- 2 | | | |
| 0- 0 | 0- 0 | 0- 0 | NEUTRAL | 0- 0 | 0- 0 | 0- 0 | | | |

| RPI 1-25 | | | RPI 26-50 | | | RPI 51-100 | | | RPI 101+ | | | Team's RPI: 209 | | | |
|---------------------------|---|----------|-----------|-----|---|----------------|-------|-----|----------|----------------|-------|-----------------|---|----------------|-------|
| RPI | S | Opponent | Score | RPI | S | Opponent | Score | RPI | S | Opponent | Score | | | | |
| | | | | 45 | H | Gonzaga | 40 54 | 56 | N | Chattanooga | 59 68 | 101 | H | Northern Colo. | 42 67 |
| | | | | | | | | 85 | A | Montana | 61 72 | 107 | N | Butler | 71 58 |
| | | | | | | | | 85 | H | Montana | 55 70 | 135 | A | Idaho St. | 50 63 |
| | | | | | | | | 99 | A | Eastern Wash. | 51 83 | 139 | A | Montana St. | 75 72 |
| | | | | | | | | 99 | H | Eastern Wash. | 56 68 | 139 | H | Montana St. | 74 81 |
| | | | | | | | | | | | | 145 | A | Seattle | 59 72 |
| | | | | | | | | | | | | 149 | A | Sacramento St. | 77 81 |
| | | | | | | | | | | | | 149 | H | Sacramento St. | 82 88 |
| | | | | | | | | | | | | 224 | A | Portland | 64 61 |
| | | | | | | | | | | | | 224 | H | Portland | 64 49 |
| | | | | | | | | | | | | 231 | A | North Dakota | 50 71 |
| | | | | | | | | | | | | 231 | H | North Dakota | 73 66 |
| | | | | | | | | | | | | 244 | A | Southern Utah | 60 83 |
| | | | | | | | | | | | | 244 | H | Southern Utah | 68 70 |
| | | | | | | | | | | | | 245 | A | Oregon | 87 85 |
| | | | | | | | | | | | | 287 | A | Northern Ariz. | 60 59 |
| | | | | | | | | | | | | 287 | H | Northern Ariz. | 66 61 |
| | | | | | | | | | | | | 328 | A | Weber St. | 74 60 |
| LAST 12 Division I GAMES: | | | | | | | | | | | | | | | |
| | | | | 231 | A | North Dakota | 50 71 | 85 | A | Montana | 61 72 | | | | |
| | | | | 99 | A | Eastern Wash. | 51 83 | 244 | H | Southern Utah | 68 70 | | | | |
| | | | | 244 | A | Southern Utah | 60 83 | 99 | H | Eastern Wash. | 56 68 | | | | |
| | | | | 149 | H | Sacramento St. | 82 88 | 231 | H | North Dakota | 73 66 | | | | |
| | | | | 287 | H | Northern Ariz. | 66 61 | 101 | H | Northern Colo. | 42 67 | | | | |
| | | | | 139 | A | Montana St. | 75 72 | 287 | A | Northern Ariz. | 60 59 | | | | |

Non-Div I Games: Corban 67 52 George Fox 55 35

Portland St.

Loss, Non-Conf, S Site, H Home A Away N Neutral

Prairie View

Through Games Of Sunday, February 24, 2013

| Average RPI Win: | 277 | WON-LOST | WINNING | LAST 12 | STRENGTH OF | OPP. STRENGTH | TEAM | ADJ. | CONF. | ADJ CONF. |
|-------------------|----------|-----------|----------------|------------|-------------|---------------|------|------|-------|-----------|
| Average RPI Loss: | 185 | RECORD | PCT. RANK | GAMES | SCHEDULE | OF SCHEDULE | RPI | RPI | RPI | RPI |
| DIV. I ONLY | 11- 14 | 199 | 7- 5 | 276 | 334 | 241 | 241 | 32 | 32 | |
| DIV. I NON-CONF. | 3- 7 | 266 | 0- 0 | 50 | 137 | 139 | 139 | 31 | 31 | |
| TOTALS | RPI 1-25 | RPI 26-50 | W-L RECORDS | RPI 51-100 | RPI 101-150 | RPI 150+ | | | | |
| 11- 14 | 0- 1 | 0- 2 | OVERALL | 1- 0 | 1- 0 | 9- 11 | | | | |
| 5- 3 | 0- 0 | 0- 0 | HOME | 0- 0 | 0- 0 | 5- 3 | | | | |
| 5- 9 | 0- 1 | 0- 2 | AWAY | 0- 0 | 1- 0 | 4- 6 | | | | |
| 1- 2 | 0- 0 | 0- 0 | NEUTRAL | 1- 0 | 0- 0 | 0- 2 | | | | |
| 3- 7 | 0- 1 | 0- 2 | NON-CONFERENCE | 1- 0 | 1- 0 | 1- 4 | | | | |
| 0- 1 | 0- 0 | 0- 0 | HOME | 0- 0 | 0- 0 | 0- 1 | | | | |
| 2- 4 | 0- 1 | 0- 2 | AWAY | 0- 0 | 1- 0 | 1- 1 | | | | |
| 1- 2 | 0- 0 | 0- 0 | NEUTRAL | 1- 0 | 0- 0 | 0- 2 | | | | |
| 8- 7 | 0- 0 | 0- 0 | CONFERENCE | 0- 0 | 0- 0 | 8- 7 | | | | |
| 5- 2 | 0- 0 | 0- 0 | HOME | 0- 0 | 0- 0 | 5- 2 | | | | |
| 3- 5 | 0- 0 | 0- 0 | AWAY | 0- 0 | 0- 0 | 3- 5 | | | | |
| 0- 0 | 0- 0 | 0- 0 | NEUTRAL | 0- 0 | 0- 0 | 0- 0 | | | | |

| RPI 1-25 | | | | RPI 26-50 | | | | RPI 51-100 | | | | RPI 101+ Team's RPI: 241 | | | |
|---------------------------|---|------------------|-------|-----------|---|-----------------|-------|------------|---|------------------|-------|--------------------------|---|-------------------|-------|
| RPI | S | Opponent | Score | RPI | S | Opponent | Score | RPI | S | Opponent | Score | RPI | S | Opponent | Score |
| 12 | A | Texas A&M | 52 74 | 43 | A | Toledo | 41 76 | 88 | N | Hampton | 49 42 | 110 | A | Memphis | 70 58 |
| | | | | 49 | A | Kansas | 60 72 | | | | | 153 | N | Utah St. | 66 67 |
| | | | | | | | | | | | | 154 | A | Rice | 42 57 |
| | | | | | | | | | | | | 157 | A | Texas Southern | 46 51 |
| | | | | | | | | | | | | 157 | H | Texas Southern | 57 64 |
| | | | | | | | | | | | | 204 | H | Stephen F. Austin | 55 62 |
| | | | | | | | | | | | | 227 | A | Mississippi Val. | 57 65 |
| | | | | | | | | | | | | 227 | H | Mississippi Val. | 53 58 |
| | | | | | | | | | | | | 266 | N | North Dakota St. | 56 61 |
| | | | | | | | | | | | | 274 | A | Northwestern St. | 63 31 |
| | | | | | | | | | | | | 295 | A | Southern U. | 55 60 |
| | | | | | | | | | | | | 299 | H | Alabama A&M | 68 59 |
| | | | | | | | | | | | | 310 | A | Jackson St. | 56 62 |
| | | | | | | | | | | | | 310 | H | Jackson St. | 59 53 |
| | | | | | | | | | | | | 319 | A | Grambling | 83 49 |
| | | | | | | | | | | | | 319 | H | Grambling | 78 59 |
| | | | | | | | | | | | | 325 | A | Alabama St. | 48 45 |
| | | | | | | | | | | | | 325 | H | Alabama St. | 63 53 |
| | | | | | | | | | | | | 336 | A | Ark.-Pine Bluff | 50 57 |
| | | | | | | | | | | | | 336 | H | Ark.-Pine Bluff | 62 59 |
| | | | | | | | | | | | | 339 | A | Alcorn | 64 52 |
| LAST 12 Division I GAMES: | | | | | | | | | | | | | | | |
| 325 | A | Alabama St. | 48 45 | 299 | H | Alabama A&M | 68 59 | 325 | H | Alabama St. | 63 53 | | | | |
| 336 | H | Ark.-Pine Bluff | 62 59 | 336 | A | Ark.-Pine Bluff | 50 57 | 227 | A | Mississippi Val. | 57 65 | | | | |
| 227 | H | Mississippi Val. | 53 58 | 310 | A | Jackson St. | 56 62 | 310 | H | Jackson St. | 59 53 | | | | |
| 310 | A | Jackson St. | 56 62 | 319 | A | Grambling | 83 49 | 319 | H | Grambling | 78 59 | | | | |
| 319 | A | Grambling | 83 49 | 157 | A | Texas Southern | 46 51 | | | | | | | | |

Non-Div I Games:

Prairie View

Loss, Non-Conf, S Site, H Home A Away N Neutral

Presbyterian

Through Games Of Sunday, February 24, 2013

| | | | | | | | | | | |
|-------------------|----------|-----------|----------------|------------|-------------|---------------|------|------|-------|-----------|
| Average RPI Win: | 245 | WON-LOST | WINNING | LAST 12 | STRENGTH OF | OPP. STRENGTH | TEAM | ADJ. | CONF. | ADJ CONF. |
| Average RPI Loss: | 143 | RECORD | PCT. RANK | GAMES | SCHEDULE | OF SCHEDULE | RPI | RPI | RPI | RPI |
| DIV. I ONLY | 15- 10 | 110 | 8- 4 | 223 | 269 | 143 | 143 | 27 | 27 | |
| DIV. I NON-CONF. | 3- 6 | 242 | 0- 0 | 130 | 69 | 161 | 161 | 28 | 28 | |
| TOTALS | RPI 1-25 | RPI 26-50 | W-L RECORDS | RPI 51-100 | RPI 101-150 | RPI 150+ | | | | |
| 15- 10 | 0- 2 | 0- 0 | OVERALL | 1- 0 | 2- 4 | 12- 4 | | | | |
| 7- 3 | 0- 0 | 0- 0 | HOME | 0- 0 | 1- 2 | 6- 1 | | | | |
| 8- 6 | 0- 2 | 0- 0 | AWAY | 1- 0 | 1- 2 | 6- 2 | | | | |
| 0- 1 | 0- 0 | 0- 0 | NEUTRAL | 0- 0 | 0- 0 | 0- 1 | | | | |
| 3- 6 | 0- 2 | 0- 0 | NON-CONFERENCE | 0- 0 | 1- 2 | 2- 2 | | | | |
| 0- 1 | 0- 0 | 0- 0 | HOME | 0- 0 | 0- 1 | 0- 0 | | | | |
| 3- 4 | 0- 2 | 0- 0 | AWAY | 0- 0 | 1- 1 | 2- 1 | | | | |
| 0- 1 | 0- 0 | 0- 0 | NEUTRAL | 0- 0 | 0- 0 | 0- 1 | | | | |
| 12- 4 | 0- 0 | 0- 0 | CONFERENCE | 1- 0 | 1- 2 | 10- 2 | | | | |
| 7- 2 | 0- 0 | 0- 0 | HOME | 0- 0 | 1- 1 | 6- 1 | | | | |
| 5- 2 | 0- 0 | 0- 0 | AWAY | 1- 0 | 0- 1 | 4- 1 | | | | |
| 0- 0 | 0- 0 | 0- 0 | NEUTRAL | 0- 0 | 0- 0 | 0- 0 | | | | |

| RPI 1-25 | | | | RPI 26-50 | | | | RPI 51-100 | | | | RPI 101+ Team's RPI: 143 | | | |
|---------------------------|---|----------------|-------|-----------|---|---------------|-------|------------|---|----------|-------|--------------------------|---|--------------------|-------|
| RPI | S | Opponent | Score | RPI | S | Opponent | Score | RPI | S | Opponent | Score | RPI | S | Opponent | Score |
| 6 | A | Duke | 45 84 | | | | | 67 | A | Liberty | 51 49 | 115 | A | Winthrop | 50 78 |
| 14 | A | Georgia | 38 66 | | | | | | | | | 115 | H | Winthrop | 42 77 |
| | | | | | | | | | | | | 120 | A | North Carolina St. | 30 76 |
| | | | | | | | | | | | | 121 | H | South Carolina St. | 55 60 |
| | | | | | | | | | | | | 146 | A | UCF | 53 49 |
| | | | | | | | | | | | | 147 | H | High Point | 71 69 |
| | | | | | | | | | | | | 166 | A | Clemson | 49 46 |
| | | | | | | | | | | | | 173 | A | Campbell | 68 62 |
| | | | | | | | | | | | | 173 | H | Campbell | 62 51 |
| | | | | | | | | | | | | 183 | A | Eastern Ky. | 43 61 |
| | | | | | | | | | | | | 210 | H | Radford | 31 49 |
| | | | | | | | | | | | | 232 | N | Marshall | 51 59 |
| | | | | | | | | | | | | 238 | H | Longwood | 71 62 |
| | | | | | | | | | | | | 285 | A | Coastal Caro. | 65 54 |
| | | | | | | | | | | | | 285 | H | Coastal Caro. | 50 30 |
| | | | | | | | | | | | | 314 | A | Gardner-Webb | 38 55 |
| | | | | | | | | | | | | 314 | H | Gardner-Webb | 57 48 |
| | | | | | | | | | | | | 327 | A | Charleston So. | 79 61 |
| | | | | | | | | | | | | 327 | H | Charleston So. | 58 57 |
| | | | | | | | | | | | | 338 | A | N.C. Central | 49 37 |
| | | | | | | | | | | | | 341 | A | UNC Asheville | 56 49 |
| | | | | | | | | | | | | 341 | H | UNC Asheville | 71 40 |
| LAST 12 Division I GAMES: | | | | | | | | | | | | | | | |
| 147 | H | High Point | 71 69 | 115 | H | Winthrop | 42 77 | | | | | | | | |
| 173 | H | Campbell | 62 51 | 314 | H | Gardner-Webb | 57 48 | | | | | | | | |
| 327 | A | Charleston So. | 79 61 | 115 | A | Winthrop | 50 78 | | | | | | | | |
| 285 | A | Coastal Caro. | 65 54 | 341 | A | UNC Asheville | 56 49 | | | | | | | | |
| 314 | A | Gardner-Webb | 38 55 | 210 | H | Radford | 31 49 | | | | | | | | |
| 341 | H | UNC Asheville | 71 40 | 238 | H | Longwood | 71 62 | | | | | | | | |

Non-Div I Games: Brevard 69 46 Southern Wesleyan 62 50

Presbyterian

Loss, Non-Conf, S Site, H Home A Away N Neutral

| | | | | | | | | | |
|-----------------------------|----------|-----------|----------------|-------------|---------------|----------|------|-------|-----------|
| Average RPI Win: 189 | WON-LOST | WINNING | LAST 12 | STRENGTH OF | OPP. STRENGTH | TEAM | ADJ. | CONF. | ADJ CONF. |
| Average RPI Loss: 27 | RECORD | PCT. RANK | GAMES | SCHEDULE | OF SCHEDULE | RPI | RPI | RPI | RPI |
| DIV. I ONLY | 18- 5 | 30 | 11- 1 | 70 | 137 | 28 | 28 | 19 | 19 |
| DIV. I NON-CONF. | 9- 5 | 98 | 2- 1 | 7 | 27 | 16 | 16 | 18 | 18 |
| TOTALS | RPI 1-25 | RPI 26-50 | W-L RECORDS | RPI 51-100 | RPI 101-150 | RPI 150+ | | | |
| 18- 5 | 0- 3 | 1- 2 | OVERALL | 4- 0 | 2- 0 | 11- 0 | | | |
| 11- 0 | 0- 0 | 0- 0 | HOME | 3- 0 | 2- 0 | 6- 0 | | | |
| 7- 5 | 0- 3 | 1- 2 | AWAY | 1- 0 | 0- 0 | 5- 0 | | | |
| 0- 0 | 0- 0 | 0- 0 | NEUTRAL | 0- 0 | 0- 0 | 0- 0 | | | |
| 9- 5 | 0- 3 | 1- 2 | NON-CONFERENCE | 3- 0 | 2- 0 | 3- 0 | | | |
| 6- 0 | 0- 0 | 0- 0 | HOME | 2- 0 | 2- 0 | 2- 0 | | | |
| 3- 5 | 0- 3 | 1- 2 | AWAY | 1- 0 | 0- 0 | 1- 0 | | | |
| 0- 0 | 0- 0 | 0- 0 | NEUTRAL | 0- 0 | 0- 0 | 0- 0 | | | |
| 9- 0 | 0- 0 | 0- 0 | CONFERENCE | 1- 0 | 0- 0 | 8- 0 | | | |
| 5- 0 | 0- 0 | 0- 0 | HOME | 1- 0 | 0- 0 | 4- 0 | | | |
| 4- 0 | 0- 0 | 0- 0 | AWAY | 0- 0 | 0- 0 | 4- 0 | | | |
| 0- 0 | 0- 0 | 0- 0 | NEUTRAL | 0- 0 | 0- 0 | 0- 0 | | | |

| RPI 1-25 | | | | RPI 26-50 | | | | RPI 51-100 | | | | RPI 101+ | | | |
|---------------------------|---|-----------|--------------|-----------|---|----------------|--------------|------------|---|--------------|-------|----------|---|--------------|-------|
| RPI | S | Opponent | Score | RPI | S | Opponent | Score | RPI | S | Opponent | Score | RPI | S | Opponent | Score |
| 17 | A | UCLA | 52 65 | 27 | A | DePaul | 75 86 | 64 | H | Rutgers | 71 55 | 112 | H | Navy | 70 50 |
| 20 | A | Delaware | 58 59 | 46 | A | Saint Joseph's | 69 59 | 70 | A | Illinois St. | 67 50 | 141 | H | Hofstra | 84 54 |
| 22 | A | Villanova | 54 61 | 47 | A | Marist | 45 56 | 92 | H | Drexel | 74 59 | 182 | A | Yale | 99 53 |
| | | | | | | | | 95 | H | Harvard | 67 51 | 186 | H | Penn | 77 47 |
| | | | | | | | | | | | | 188 | H | Rider | 88 42 |
| | | | | | | | | | | | | 215 | A | UC Riverside | 72 68 |
| | | | | | | | | | | | | 223 | H | Dartmouth | 77 65 |
| | | | | | | | | | | | | 264 | A | Cornell | 77 46 |
| | | | | | | | | | | | | 264 | H | Cornell | 59 34 |
| | | | | | | | | | | | | 275 | H | UMBC | 93 46 |
| | | | | | | | | | | | | 298 | A | Brown | 68 37 |
| | | | | | | | | | | | | 340 | A | Columbia | 87 41 |
| | | | | | | | | | | | | 340 | H | Columbia | 98 36 |
| LAST 12 Division I GAMES: | | | | | | | | | | | | | | | |
| 264 | H | Cornell | 59 34 | 340 | A | Columbia | 87 41 | | | | | | | | |
| 340 | H | Columbia | 98 36 | 264 | A | Cornell | 77 46 | | | | | | | | |
| 95 | H | Harvard | 67 51 | 186 | H | Penn | 77 47 | | | | | | | | |
| 223 | H | Dartmouth | 77 65 | 112 | H | Navy | 70 50 | | | | | | | | |
| 182 | A | Yale | 99 53 | 92 | H | Drexel | 74 59 | | | | | | | | |
| 298 | A | Brown | 68 37 | 27 | A | DePaul | 75 86 | | | | | | | | |

Non-Div I Games:

Princeton

| | | | | | | | | | |
|-----------------------------|----------|-----------|----------------|-------------|---------------|----------|------|-------|-----------|
| Average RPI Win: 210 | WON-LOST | WINNING | LAST 12 | STRENGTH OF | OPP. STRENGTH | TEAM | ADJ. | CONF. | ADJ CONF. |
| Average RPI Loss: 77 | RECORD | PCT. RANK | GAMES | SCHEDULE | OF SCHEDULE | RPI | RPI | RPI | RPI |
| DIV. I ONLY | 7- 19 | 300 | 2- 10 | 41 | 62 | 192 | 192 | 4 | 4 |
| DIV. I NON-CONF. | 5- 8 | 222 | 0- 0 | 134 | 164 | 213 | 213 | 3 | 3 |
| TOTALS | RPI 1-25 | RPI 26-50 | W-L RECORDS | RPI 51-100 | RPI 101-150 | RPI 150+ | | | |
| 7- 19 | 1- 4 | 0- 4 | OVERALL | 0- 6 | 0- 2 | 6- 3 | | | |
| 4- 8 | 1- 2 | 0- 2 | HOME | 0- 2 | 0- 2 | 3- 0 | | | |
| 1- 10 | 0- 2 | 0- 2 | AWAY | 0- 4 | 0- 0 | 1- 2 | | | |
| 2- 1 | 0- 0 | 0- 0 | NEUTRAL | 0- 0 | 0- 0 | 2- 1 | | | |
| 5- 8 | 0- 1 | 0- 0 | NON-CONFERENCE | 0- 4 | 0- 2 | 5- 1 | | | |
| 3- 3 | 0- 0 | 0- 0 | HOME | 0- 1 | 0- 2 | 3- 0 | | | |
| 0- 4 | 0- 1 | 0- 0 | AWAY | 0- 3 | 0- 0 | 0- 0 | | | |
| 2- 1 | 0- 0 | 0- 0 | NEUTRAL | 0- 0 | 0- 0 | 2- 1 | | | |
| 2- 11 | 1- 3 | 0- 4 | CONFERENCE | 0- 2 | 0- 0 | 1- 2 | | | |
| 1- 5 | 1- 2 | 0- 2 | HOME | 0- 1 | 0- 0 | 0- 0 | | | |
| 1- 6 | 0- 1 | 0- 2 | AWAY | 0- 1 | 0- 0 | 1- 2 | | | |
| 0- 0 | 0- 0 | 0- 0 | NEUTRAL | 0- 0 | 0- 0 | 0- 0 | | | |

| RPI 1-25 | | | | RPI 26-50 | | | | RPI 51-100 | | | | RPI 101+ Team's RPI: 192 | | | |
|---------------------------|---|-------------|--------|-----------|---|-----------------|-------|------------|---|------------|-------|--------------------------|---|--------------|-------|
| RPI | S | Opponent | Score | RPI | S | Opponent | Score | RPI | S | Opponent | Score | RPI | S | Opponent | Score |
| 2 | H | Connecticut | 49 105 | 27 | A | DePaul | 67 79 | 58 | H | South Fla. | 54 82 | 109 | H | Arizona St. | 58 67 |
| 4 | A | Notre Dame | 44 89 | 37 | A | Syracuse | 59 75 | 64 | A | Rutgers | 61 87 | 132 | H | Akron | 78 81 |
| 20 | A | Delaware | 46 64 | 40 | H | St. John's (NY) | 51 65 | 77 | A | Virginia | 42 61 | 164 | H | Iona | 70 58 |
| 21 | H | Louisville | 62 70 | 50 | H | Georgetown | 64 79 | 92 | H | Drexel | 50 60 | 166 | N | Clemson | 47 62 |
| 22 | H | Villanova | 65 60 | | | | | 95 | A | Harvard | 59 73 | 169 | A | Cincinnati | 45 64 |
| | | | | | | | | 100 | A | Hartford | 39 66 | 206 | A | Seton Hall | 56 72 |
| | | | | | | | | | | | | 208 | N | Lafayette | 66 54 |
| | | | | | | | | | | | | 235 | A | Pittsburgh | 85 83 |
| | | | | | | | | | | | | 240 | N | Colorado St. | 71 53 |
| | | | | | | | | | | | | 300 | H | Vermont | 92 76 |
| | | | | | | | | | | | | 301 | H | Rhode Island | 78 52 |
| LAST 12 Division I GAMES: | | | | | | | | | | | | | | | |
| 169 | A | Cincinnati | 45 64 | 40 | H | St. John's (NY) | 51 65 | | | | | | | | |
| 206 | A | Seton Hall | 56 72 | 4 | A | Notre Dame | 44 89 | | | | | | | | |
| 2 | H | Connecticut | 49 105 | 22 | H | Villanova | 65 60 | | | | | | | | |
| 58 | H | South Fla. | 54 82 | 27 | A | DePaul | 67 79 | | | | | | | | |
| 235 | A | Pittsburgh | 85 83 | 64 | A | Rutgers | 61 87 | | | | | | | | |
| 37 | A | Syracuse | 59 75 | 21 | H | Louisville | 62 70 | | | | | | | | |

Non-Div I Games:

Providence

■ Loss,
 ■ Non-Conf,
 S Site,
 ■ Home
 ■ Away
 N Neutral

| | | | | | | | | | |
|-----------------------------|----------|-----------|----------------|-------------|---------------|----------|------|-------|-----------|
| Average RPI Win: 123 | WON-LOST | WINNING | LAST 12 | STRENGTH OF | OPP. STRENGTH | TEAM | ADJ. | CONF. | ADJ CONF. |
| Average RPI Loss: 41 | RECORD | PCT. RANK | GAMES | SCHEDULE | OF SCHEDULE | RPI | RPI | RPI | RPI |
| DIV. I ONLY | 20- 7 | 46 | 7- 5 | 28 | 19 | 16 | 16 | 2 | 2 |
| DIV. I NON-CONF. | 11- 2 | 23 | 0- 0 | 34 | 34 | 10 | 10 | 2 | 2 |
| TOTALS | RPI 1-25 | RPI 26-50 | W-L RECORDS | RPI 51-100 | RPI 101-150 | RPI 150+ | | | |
| 20- 7 | 1- 3 | 2- 3 | OVERALL | 8- 0 | 2- 0 | 7- 1 | | | |
| 9- 2 | 0- 0 | 0- 2 | HOME | 6- 0 | 1- 0 | 2- 0 | | | |
| 9- 4 | 1- 2 | 1- 1 | AWAY | 2- 0 | 1- 0 | 4- 1 | | | |
| 2- 1 | 0- 1 | 1- 0 | NEUTRAL | 0- 0 | 0- 0 | 1- 0 | | | |
| 11- 2 | 0- 2 | 1- 0 | NON-CONFERENCE | 3- 0 | 1- 0 | 6- 0 | | | |
| 5- 0 | 0- 0 | 0- 0 | HOME | 3- 0 | 1- 0 | 1- 0 | | | |
| 4- 1 | 0- 1 | 0- 0 | AWAY | 0- 0 | 0- 0 | 4- 0 | | | |
| 2- 1 | 0- 1 | 1- 0 | NEUTRAL | 0- 0 | 0- 0 | 1- 0 | | | |
| 9- 5 | 1- 1 | 1- 3 | CONFERENCE | 5- 0 | 1- 0 | 1- 1 | | | |
| 4- 2 | 0- 0 | 0- 2 | HOME | 3- 0 | 0- 0 | 1- 0 | | | |
| 5- 3 | 1- 1 | 1- 1 | AWAY | 2- 0 | 1- 0 | 0- 1 | | | |
| 0- 0 | 0- 0 | 0- 0 | NEUTRAL | 0- 0 | 0- 0 | 0- 0 | | | |

| RPI | S | Opponent | Score | RPI | S | Opponent | Score | RPI | S | Opponent | Score | RPI | S | Opponent | Score |
|---------------------------|---|-------------|--------------|-----|---|--------------|--------------|-----|---|---------------|-------|-----|---|------------------|--------------|
| 2 | N | Connecticut | 57 91 | 29 | A | Michigan St. | 67 62 | 55 | A | Illinois | 67 66 | 113 | A | Wisconsin | 58 48 |
| 4 | A | Notre Dame | 47 74 | 30 | H | Michigan | 56 67 | 60 | H | Central Mich. | 87 71 | 127 | H | IUPUI | 78 53 |
| 5 | A | Penn St. | 61 69 | 35 | A | Iowa | 46 62 | 76 | H | Georgia Tech | 85 73 | 155 | A | UT Martin | 68 60 |
| 15 | A | Nebraska | 69 66 | 35 | H | Iowa | 52 72 | 81 | A | Minnesota | 75 63 | 168 | N | Wake Forest | 67 53 |
| | | | | 47 | N | Marist | 71 50 | 81 | H | Minnesota | 75 67 | 175 | A | Indiana | 61 62 |
| | | | | | | | | 86 | H | Ohio St. | 82 75 | 175 | H | Indiana | 59 42 |
| | | | | | | | | 94 | H | Northwestern | 77 73 | 200 | A | SIU Edwardsville | 66 51 |
| | | | | | | | | 96 | H | Bowling Green | 59 45 | 249 | A | IPFW | 69 54 |
| | | | | | | | | | | | | 262 | H | USC Upstate | 82 47 |
| | | | | | | | | | | | | 294 | A | Oakland | 77 46 |
| LAST 12 Division I GAMES: | | | | | | | | | | | | | | | |
| 81 | A | Minnesota | 75 63 | 175 | H | Indiana | 59 42 | 29 | A | Michigan St. | 67 62 | 94 | H | Northwestern | 77 73 |
| 175 | A | Indiana | 61 62 | 35 | H | Iowa | 52 72 | 81 | H | Minnesota | 75 67 | 5 | A | Penn St. | 61 69 |
| 35 | H | Iowa | 52 72 | 113 | A | Wisconsin | 58 48 | 86 | H | Ohio St. | 82 75 | | | | |
| 113 | A | Wisconsin | 58 48 | 30 | H | Michigan | 56 67 | | | | | | | | |
| 30 | H | Michigan | 56 67 | 5 | A | Penn St. | 61 69 | | | | | | | | |

Non-Div I Games:

Purdue

■ Loss,
 ■ Non-Conf, S Site,
 ■ Home
 ■ Away
 N Neutral

Quinnipiac

Through Games Of Sunday, February 24, 2013

| | | | | | | | | | | |
|-------------------|----------|-----------|----------------|------------|-------------|---------------|------|------|-------|-----------|
| Average RPI Win: | 205 | WON-LOST | WINNING | LAST 12 | STRENGTH OF | OPP. STRENGTH | TEAM | ADJ. | CONF. | ADJ CONF. |
| Average RPI Loss: | 88 | RECORD | PCT. RANK | GAMES | SCHEDULE | OF SCHEDULE | RPI | RPI | RPI | RPI |
| DIV. I ONLY | 24- 2 | 8 | 12- 0 | 213 | 187 | 44 | 44 | 24 | 24 | |
| DIV. I NON-CONF. | 9- 2 | 34 | 0- 0 | 204 | 67 | 52 | 52 | 22 | 22 | |
| TOTALS | RPI 1-25 | RPI 26-50 | W-L RECORDS | RPI 51-100 | RPI 101-150 | RPI 150+ | | | | |
| 24- 2 | 0- 0 | 1- 0 | OVERALL | 1- 2 | 5- 0 | 17- 0 | | | | |
| 11- 0 | 0- 0 | 1- 0 | HOME | 0- 0 | 2- 0 | 8- 0 | | | | |
| 10- 1 | 0- 0 | 0- 0 | AWAY | 1- 0 | 2- 0 | 7- 0 | | | | |
| 3- 1 | 0- 0 | 0- 0 | NEUTRAL | 0- 1 | 1- 0 | 2- 0 | | | | |
| 9- 2 | 0- 0 | 1- 0 | NON-CONFERENCE | 1- 2 | 1- 0 | 6- 0 | | | | |
| 3- 0 | 0- 0 | 1- 0 | HOME | 0- 0 | 0- 0 | 2- 0 | | | | |
| 3- 1 | 0- 0 | 0- 0 | AWAY | 1- 1 | 0- 0 | 2- 0 | | | | |
| 3- 1 | 0- 0 | 0- 0 | NEUTRAL | 0- 1 | 1- 0 | 2- 0 | | | | |
| 15- 0 | 0- 0 | 0- 0 | CONFERENCE | 0- 0 | 4- 0 | 11- 0 | | | | |
| 8- 0 | 0- 0 | 0- 0 | HOME | 0- 0 | 2- 0 | 6- 0 | | | | |
| 7- 0 | 0- 0 | 0- 0 | AWAY | 0- 0 | 2- 0 | 5- 0 | | | | |
| 0- 0 | 0- 0 | 0- 0 | NEUTRAL | 0- 0 | 0- 0 | 0- 0 | | | | |

| RPI 1-25 | | | | RPI 26-50 | | | | Team's RPI: 44 | | | | RPI 51-100 | | | | RPI 101+ | | | |
|---------------------------|---|----------|-------|-----------|---|--------------------|-------|----------------|---|----------|-------|------------|---|---------------------|-------|----------|---|----------------------|-------|
| RPI | S | Opponent | Score | RPI | S | Opponent | Score | RPI | S | Opponent | Score | RPI | S | Opponent | Score | RPI | S | Opponent | Score |
| | | | | 40 | H | St. John's (NY) | 75 72 | | | | | 76 | N | Georgia Tech | 57 74 | 106 | A | Sacred Heart | 67 62 |
| | | | | | | | | | | | | 82 | A | James Madison | 65 60 | 106 | H | Sacred Heart | 74 45 |
| | | | | | | | | | | | | 100 | A | Hartford | 61 67 | 116 | N | Northeastern | 83 72 |
| | | | | | | | | | | | | | | | | 130 | A | Saint Francis (PA) | 85 69 |
| | | | | | | | | | | | | | | | | 130 | H | Saint Francis (PA) | 61 50 |
| | | | | | | | | | | | | | | | | 156 | H | Holy Cross | 61 49 |
| | | | | | | | | | | | | | | | | 182 | A | Yale | 89 62 |
| | | | | | | | | | | | | | | | | 188 | N | Rider | 72 57 |
| | | | | | | | | | | | | | | | | 190 | H | Monmouth | 72 45 |
| | | | | | | | | | | | | | | | | 211 | A | Central Conn. St. | 63 53 |
| | | | | | | | | | | | | | | | | 211 | H | Central Conn. St. | 82 73 |
| | | | | | | | | | | | | | | | | 233 | A | Mt. St. Mary's | 78 55 |
| | | | | | | | | | | | | | | | | 250 | H | St. Francis Brooklyn | 73 52 |
| | | | | | | | | | | | | | | | | 251 | H | Fairleigh Dickinson | 66 39 |
| | | | | | | | | | | | | | | | | 267 | A | Robert Morris | 61 52 |
| | | | | | | | | | | | | | | | | 267 | H | Robert Morris | 60 46 |
| | | | | | | | | | | | | | | | | 268 | N | New Hampshire | 60 53 |
| | | | | | | | | | | | | | | | | 273 | A | Bryant | 85 62 |
| | | | | | | | | | | | | | | | | 296 | A | Massachusetts | 81 72 |
| | | | | | | | | | | | | | | | | 301 | H | Rhode Island | 76 60 |
| | | | | | | | | | | | | | | | | 324 | H | LIU Brooklyn | 67 60 |
| | | | | | | | | | | | | | | | | 333 | A | Wagner | 74 56 |
| LAST 12 Division I GAMES: | | | | | | | | | | | | | | | | | | | |
| | | | | 106 | A | Sacred Heart | 67 62 | | | | | 333 | A | Wagner | 74 56 | | | | |
| | | | | 190 | H | Monmouth | 72 45 | | | | | 211 | H | Central Conn. St. | 82 73 | | | | |
| | | | | 267 | H | Robert Morris | 60 46 | | | | | 251 | H | Fairleigh Dickinson | 66 39 | | | | |
| | | | | 130 | H | Saint Francis (PA) | 61 50 | | | | | 130 | A | Saint Francis (PA) | 85 69 | | | | |
| | | | | 211 | A | Central Conn. St. | 63 53 | | | | | 267 | A | Robert Morris | 61 52 | | | | |
| | | | | 233 | A | Mt. St. Mary's | 78 55 | | | | | 273 | A | Bryant | 85 62 | | | | |

Non-Div I Games:

Quinnipiac

Loss, Non-Conf, S Site, H Home A Away N Neutral

| | | | | | | | | | | |
|-------------------|----------|-----------|----------------|------------|-------------|---------------|------|------|-------|-----------|
| Average RPI Win: | 281 | WON-LOST | WINNING | LAST 12 | STRENGTH OF | OPP. STRENGTH | TEAM | ADJ. | CONF. | ADJ CONF. |
| Average RPI Loss: | 145 | RECORD | PCT. RANK | GAMES | SCHEDULE | OF SCHEDULE | RPI | RPI | RPI | RPI |
| DIV. I ONLY | 12- 12 | 158 | 6- 6 | 291 | 254 | 210 | 210 | 27 | 27 | |
| DIV. I NON-CONF. | 4- 4 | 159 | 0- 0 | 334 | 98 | 222 | 222 | 28 | 28 | |
| TOTALS | RPI 1-25 | RPI 26-50 | W-L RECORDS | RPI 51-100 | RPI 101-150 | RPI 150+ | | | | |
| 12- 12 | 0- 1 | 0- 0 | OVERALL | 0- 3 | 2- 2 | 10- 6 | | | | |
| 5- 4 | 0- 0 | 0- 0 | HOME | 0- 1 | 0- 1 | 5- 2 | | | | |
| 6- 8 | 0- 1 | 0- 0 | AWAY | 0- 2 | 2- 1 | 4- 4 | | | | |
| 1- 0 | 0- 0 | 0- 0 | NEUTRAL | 0- 0 | 0- 0 | 1- 0 | | | | |
| 4- 4 | 0- 1 | 0- 0 | NON-CONFERENCE | 0- 1 | 0- 0 | 4- 2 | | | | |
| 2- 0 | 0- 0 | 0- 0 | HOME | 0- 0 | 0- 0 | 2- 0 | | | | |
| 1- 4 | 0- 1 | 0- 0 | AWAY | 0- 1 | 0- 0 | 1- 2 | | | | |
| 1- 0 | 0- 0 | 0- 0 | NEUTRAL | 0- 0 | 0- 0 | 1- 0 | | | | |
| 8- 8 | 0- 0 | 0- 0 | CONFERENCE | 0- 2 | 2- 2 | 6- 4 | | | | |
| 3- 4 | 0- 0 | 0- 0 | HOME | 0- 1 | 0- 1 | 3- 2 | | | | |
| 5- 4 | 0- 0 | 0- 0 | AWAY | 0- 1 | 2- 1 | 3- 2 | | | | |
| 0- 0 | 0- 0 | 0- 0 | NEUTRAL | 0- 0 | 0- 0 | 0- 0 | | | | |

| RPI 1-25 | | | | RPI 26-50 | | | | RPI 51-100 | | | | RPI 101+ Team's RPI: 210 | | | |
|---------------------------|---|----------------|-------|-----------|---|----------------|-------|------------|---|------------|-------|--------------------------|---|----------------|-------|
| RPI | S | Opponent | Score | RPI | S | Opponent | Score | RPI | S | Opponent | Score | RPI | S | Opponent | Score |
| 18 | A | North Carolina | 44 64 | | | | | 54 | A | Miami (FL) | 58 75 | 115 | A | Winthrop | 62 67 |
| | | | | | | | | 67 | A | Liberty | 60 69 | 143 | A | Presbyterian | 49 31 |
| | | | | | | | | 67 | H | Liberty | 65 67 | 147 | A | High Point | 64 55 |
| | | | | | | | | | | | | 147 | H | High Point | 57 65 |
| | | | | | | | | | | | | 166 | A | Clemson | 55 74 |
| | | | | | | | | | | | | 173 | A | Campbell | 77 83 |
| | | | | | | | | | | | | 173 | H | Campbell | 52 66 |
| | | | | | | | | | | | | 232 | A | Marshall | 63 65 |
| | | | | | | | | | | | | 238 | A | Longwood | 60 46 |
| | | | | | | | | | | | | 238 | H | Longwood | 49 57 |
| | | | | | | | | | | | | 284 | H | William & Mary | 72 55 |
| | | | | | | | | | | | | 285 | A | Coastal Caro. | 51 52 |
| | | | | | | | | | | | | 285 | H | Coastal Caro. | 68 50 |
| | | | | | | | | | | | | 313 | N | Southern Ill. | 85 62 |
| | | | | | | | | | | | | 314 | A | Gardner-Webb | 72 69 |
| | | | | | | | | | | | | 317 | A | UNC Greensboro | 76 64 |
| | | | | | | | | | | | | 327 | A | Charleston So. | 64 57 |
| | | | | | | | | | | | | 327 | H | Charleston So. | 71 60 |
| | | | | | | | | | | | | 332 | H | Norfolk St. | 73 50 |
| | | | | | | | | | | | | 341 | H | UNC Asheville | 66 54 |
| LAST 12 Division I GAMES: | | | | | | | | | | | | | | | |
| 115 | A | Winthrop | 62 67 | 327 | A | Charleston So. | 64 57 | | | | | | | | |
| 67 | A | Liberty | 60 69 | 147 | A | High Point | 64 55 | | | | | | | | |
| 238 | A | Longwood | 60 46 | 173 | A | Campbell | 77 83 | | | | | | | | |
| 147 | H | High Point | 57 65 | 327 | H | Charleston So. | 71 60 | | | | | | | | |
| 173 | H | Campbell | 52 66 | 285 | H | Coastal Caro. | 68 50 | | | | | | | | |
| 285 | A | Coastal Caro. | 51 52 | 143 | A | Presbyterian | 49 31 | | | | | | | | |

Non-Div I Games: Bluefield Col. 70 40

Radford

■ Loss,
 ■ Non-Conf, S Site,
 ■ Home
 ■ Away
 N Neutral

Rhode Island

| Average RPI Win: 300 | | | | Through Games Of Sunday, February 24, 2013 | | | | | |
|-----------------------|----------|-----------|----------------|--|---------------|----------|------|-------|-----------|
| Average RPI Loss: 134 | WON-LOST | WINNING | LAST 12 | STRENGTH OF | OPP. STRENGTH | TEAM | ADJ. | CONF. | ADJ CONF. |
| | RECORD | PCT. RANK | GAMES | SCHEDULE | OF SCHEDULE | RPI | RPI | RPI | RPI |
| DIV. I ONLY | 5- 21 | 321 | 1- 11 | 139 | 189 | 301 | 301 | 9 | 9 |
| DIV. I NON-CONF. | 4- 10 | 271 | 0- 0 | 154 | 330 | 270 | 270 | 8 | 8 |
| TOTALS | RPI 1-25 | RPI 26-50 | W-L RECORDS | RPI 51-100 | RPI 101-150 | RPI 150+ | | | |
| 5- 21 | 0- 2 | 0- 2 | OVERALL | 0- 5 | 0- 3 | 5- 9 | | | |
| 3- 10 | 0- 2 | 0- 1 | HOME | 0- 4 | 0- 0 | 3- 3 | | | |
| 0- 10 | 0- 0 | 0- 1 | AWAY | 0- 0 | 0- 3 | 0- 6 | | | |
| 2- 1 | 0- 0 | 0- 0 | NEUTRAL | 0- 1 | 0- 0 | 2- 0 | | | |
| 4- 10 | 0- 1 | 0- 1 | NON-CONFERENCE | 0- 3 | 0- 1 | 4- 4 | | | |
| 2- 5 | 0- 1 | 0- 0 | HOME | 0- 2 | 0- 0 | 2- 2 | | | |
| 0- 4 | 0- 0 | 0- 1 | AWAY | 0- 0 | 0- 1 | 0- 2 | | | |
| 2- 1 | 0- 0 | 0- 0 | NEUTRAL | 0- 1 | 0- 0 | 2- 0 | | | |
| 1- 11 | 0- 1 | 0- 1 | CONFERENCE | 0- 2 | 0- 2 | 1- 5 | | | |
| 1- 5 | 0- 1 | 0- 1 | HOME | 0- 2 | 0- 0 | 1- 1 | | | |
| 0- 6 | 0- 0 | 0- 0 | AWAY | 0- 0 | 0- 2 | 0- 4 | | | |
| 0- 0 | 0- 0 | 0- 0 | NEUTRAL | 0- 0 | 0- 0 | 0- 0 | | | |

| RPI 1-25 | | | | RPI 26-50 | | | | RPI 51-100 | | | | RPI 101+ Team's RPI: 301 | | | |
|---------------------------|---|---------------|-------|-----------|---|-------------------|-------|------------|---|-----------|-------|--------------------------|---|-------------------|-------|
| RPI | S | Opponent | Score | RPI | S | Opponent | Score | RPI | S | Opponent | Score | RPI | S | Opponent | Score |
| 13 | H | Dayton | 48 74 | 44 | A | Quinnipiac | 60 76 | 53 | H | Charlotte | 42 53 | 107 | A | Butler | 45 60 |
| 20 | H | Delaware | 40 57 | 46 | H | Saint Joseph's | 51 78 | 59 | H | Boston U. | 29 54 | 116 | A | Northeastern | 53 94 |
| | | | | | | | | 72 | H | Fordham | 42 51 | 126 | A | Temple | 45 56 |
| | | | | | | | | 92 | N | Drexel | 43 55 | 160 | A | George Washington | 43 57 |
| | | | | | | | | 95 | H | Harvard | 56 63 | 192 | A | Providence | 52 78 |
| | | | | | | | | | | | | 195 | A | La Salle | 46 72 |
| | | | | | | | | | | | | 196 | A | Xavier | 40 59 |
| | | | | | | | | | | | | 205 | H | Saint Louis | 48 67 |
| | | | | | | | | | | | | 211 | H | Central Conn. St. | 49 57 |
| | | | | | | | | | | | | 217 | A | St. Bonaventure | 28 48 |
| | | | | | | | | | | | | 265 | H | Siena | 47 39 |
| | | | | | | | | | | | | 273 | H | Bryant | 65 50 |
| | | | | | | | | | | | | 292 | A | NJIT | 44 48 |
| | | | | | | | | | | | | 296 | H | Massachusetts | 45 42 |
| | | | | | | | | | | | | 298 | H | Brown | 51 55 |
| | | | | | | | | | | | | 321 | N | Maine | 51 38 |
| | | | | | | | | | | | | 344 | N | Houston Baptist | 59 36 |
| LAST 12 Division I GAMES: | | | | | | | | | | | | | | | |
| 205 | H | Saint Louis | 48 67 | 46 | H | Saint Joseph's | 51 78 | | | | | | | | |
| 72 | H | Fordham | 42 51 | 160 | A | George Washington | 43 57 | | | | | | | | |
| 296 | H | Massachusetts | 45 42 | 217 | A | St. Bonaventure | 28 48 | | | | | | | | |
| 196 | A | Xavier | 40 59 | 13 | H | Dayton | 48 74 | | | | | | | | |
| 126 | A | Temple | 45 56 | 53 | H | Charlotte | 42 53 | | | | | | | | |
| 107 | A | Butler | 45 60 | 195 | A | La Salle | 46 72 | | | | | | | | |

Non-Div I Games: Rhode Island Col. 89 60

Rhode Island

■ Loss,
 ■ Non-Conf,
 ■ S Site,
 ■ H Home
 ■ A Away
 N Neutral

| | | | | | | | | | | |
|-------------------|----------|-----------|----------------|------------|-------------|---------------|------|------|-------|-----------|
| Average RPI Win: | 218 | WON-LOST | WINNING | LAST 12 | STRENGTH OF | OPP. STRENGTH | TEAM | ADJ. | CONF. | ADJ CONF. |
| Average RPI Loss: | 93 | RECORD | PCT. RANK | GAMES | SCHEDULE | OF SCHEDULE | RPI | RPI | RPI | RPI |
| DIV. I ONLY | 12- 14 | 176 | 4- 8 | 58 | 140 | 154 | 154 | 8 | 8 | |
| DIV. I NON-CONF. | 8- 5 | 114 | 0- 0 | 67 | 219 | 83 | 83 | 10 | 10 | |
| TOTALS | RPI 1-25 | RPI 26-50 | W-L RECORDS | RPI 51-100 | RPI 101-150 | RPI 150+ | | | | |
| 12- 14 | 0- 3 | 0- 0 | OVERALL | 0- 6 | 4- 2 | 8- 3 | | | | |
| 11- 4 | 0- 1 | 0- 0 | HOME | 0- 2 | 4- 0 | 7- 1 | | | | |
| 1- 10 | 0- 2 | 0- 0 | AWAY | 0- 4 | 0- 2 | 1- 2 | | | | |
| 0- 0 | 0- 0 | 0- 0 | NEUTRAL | 0- 0 | 0- 0 | 0- 0 | | | | |
| 8- 5 | 0- 3 | 0- 0 | NON-CONFERENCE | 0- 1 | 1- 0 | 7- 1 | | | | |
| 7- 1 | 0- 1 | 0- 0 | HOME | 0- 0 | 1- 0 | 6- 0 | | | | |
| 1- 4 | 0- 2 | 0- 0 | AWAY | 0- 1 | 0- 0 | 1- 1 | | | | |
| 0- 0 | 0- 0 | 0- 0 | NEUTRAL | 0- 0 | 0- 0 | 0- 0 | | | | |
| 4- 9 | 0- 0 | 0- 0 | CONFERENCE | 0- 5 | 3- 2 | 1- 2 | | | | |
| 4- 3 | 0- 0 | 0- 0 | HOME | 0- 2 | 3- 0 | 1- 1 | | | | |
| 0- 6 | 0- 0 | 0- 0 | AWAY | 0- 3 | 0- 2 | 0- 1 | | | | |
| 0- 0 | 0- 0 | 0- 0 | NEUTRAL | 0- 0 | 0- 0 | 0- 0 | | | | |

| RPI 1-25 | | | | RPI 26-50 | | | | RPI 51-100 | | | | RPI 101+ Team's RPI: 154 | | | |
|---------------------------|---|-----------|--------|-----------|---|----------------|-------|------------|---|---------------|-------|--------------------------|---|-------------------|-------|
| RPI | S | Opponent | Score | RPI | S | Opponent | Score | RPI | S | Opponent | Score | RPI | S | Opponent | Score |
| 1 | H | Baylor | 49 89 | | | | | 56 | A | SMU | 51 73 | 110 | A | Memphis | 60 64 |
| 7 | A | Tennessee | 48 101 | | | | | 68 | A | UALR | 48 76 | 133 | H | UAB | 61 53 |
| 12 | A | Texas A&M | 57 80 | | | | | 78 | A | East Carolina | 41 60 | 134 | H | Lamar | 62 56 |
| | | | | | | | | 84 | H | UTEP | 48 49 | 146 | H | UCF | 66 49 |
| | | | | | | | | 91 | A | Tulane | 45 61 | 148 | A | Tulsa | 45 49 |
| | | | | | | | | 91 | H | Tulane | 65 69 | 148 | H | Tulsa | 56 53 |
| | | | | | | | | | | | | 159 | H | McNeese St. | 60 51 |
| | | | | | | | | | | | | 163 | H | Houston | 51 53 |
| | | | | | | | | | | | | 184 | A | Tennessee Tech | 65 78 |
| | | | | | | | | | | | | 203 | A | Southern Miss. | 57 76 |
| | | | | | | | | | | | | 204 | H | Stephen F. Austin | 60 41 |
| | | | | | | | | | | | | 232 | H | Marshall | 71 61 |
| | | | | | | | | | | | | 241 | H | Prairie View | 57 42 |
| | | | | | | | | | | | | 254 | H | UTSA | 43 41 |
| | | | | | | | | | | | | 302 | A | Texas St. | 73 61 |
| | | | | | | | | | | | | 318 | H | Tex.-Pan American | 75 54 |
| | | | | | | | | | | | | 342 | H | Chicago St. | 68 42 |
| LAST 12 Division I GAMES: | | | | | | | | | | | | | | | |
| 232 | H | Marshall | 71 61 | 110 | A | Memphis | 60 64 | | | | | | | | |
| 146 | H | UCF | 66 49 | 203 | A | Southern Miss. | 57 76 | | | | | | | | |
| 148 | A | Tulsa | 45 49 | 84 | H | UTEP | 48 49 | | | | | | | | |
| 91 | A | Tulane | 45 61 | 56 | A | SMU | 51 73 | | | | | | | | |
| 163 | H | Houston | 51 53 | 91 | H | Tulane | 65 69 | | | | | | | | |
| 133 | H | UAB | 61 53 | 148 | H | Tulsa | 56 53 | | | | | | | | |

Non-Div I Games:

Rice

■ Loss,
■ Non-Conf, S Site,
■ Home
■ Away
N Neutral

| | | | | | | | | | | |
|-------------------|----------|-----------|----------------|------------|-------------|---------------|------|------|-------|-----------|
| Average RPI Win: | 181 | WON-LOST | WINNING | LAST 12 | STRENGTH OF | OPP. STRENGTH | TEAM | ADJ. | CONF. | ADJ CONF. |
| Average RPI Loss: | 86 | RECORD | PCT. RANK | GAMES | SCHEDULE | OF SCHEDULE | RPI | RPI | RPI | RPI |
| DIV. I ONLY | 15- 13 | 149 | 5- 7 | 76 | 92 | 98 | 98 | 9 | 9 | |
| DIV. I NON-CONF. | 9- 6 | 125 | 0- 0 | 48 | 106 | 69 | 69 | 8 | 8 | |
| TOTALS | RPI 1-25 | RPI 26-50 | W-L RECORDS | RPI 51-100 | RPI 101-150 | RPI 150+ | | | | |
| 15- 13 | 0- 1 | 0- 3 | OVERALL | 3- 5 | 4- 1 | 8- 3 | | | | |
| 9- 4 | 0- 1 | 0- 0 | HOME | 0- 2 | 3- 0 | 6- 1 | | | | |
| 4- 8 | 0- 0 | 0- 2 | AWAY | 1- 3 | 1- 1 | 2- 2 | | | | |
| 2- 1 | 0- 0 | 0- 1 | NEUTRAL | 2- 0 | 0- 0 | 0- 0 | | | | |
| 9- 6 | 0- 0 | 0- 1 | NON-CONFERENCE | 3- 4 | 3- 0 | 3- 1 | | | | |
| 4- 2 | 0- 0 | 0- 0 | HOME | 0- 2 | 3- 0 | 1- 0 | | | | |
| 3- 3 | 0- 0 | 0- 0 | AWAY | 1- 2 | 0- 0 | 2- 1 | | | | |
| 2- 1 | 0- 0 | 0- 1 | NEUTRAL | 2- 0 | 0- 0 | 0- 0 | | | | |
| 6- 7 | 0- 1 | 0- 2 | CONFERENCE | 0- 1 | 1- 1 | 5- 2 | | | | |
| 5- 2 | 0- 1 | 0- 0 | HOME | 0- 0 | 0- 0 | 5- 1 | | | | |
| 1- 5 | 0- 0 | 0- 2 | AWAY | 0- 1 | 1- 1 | 0- 1 | | | | |
| 0- 0 | 0- 0 | 0- 0 | NEUTRAL | 0- 0 | 0- 0 | 0- 0 | | | | |

| RPI 1-25 | | | | RPI 26-50 | | | | RPI 51-100 | | | | Team's RPI: 98 | | RPI 101+ | | | |
|---------------------------|---|----------|-------|-----------|---|-------------------|-------|------------|---|---------------|-------|----------------|---|-----------------|-------|--------------------|--------|
| RPI | S | Opponent | Score | RPI | S | Opponent | Score | RPI | S | Opponent | Score | | | RPI | S | Opponent | Score |
| 13 | H | Dayton | 64 72 | 26 | N | Green Bay | 48 79 | 51 | H | FGCU | 62 70 | | | 107 | A | Butler | 68 44 |
| | | | | 34 | A | Duquesne | 54 59 | 54 | H | Miami (FL) | 63 69 | | | 112 | H | Navy | 65 59 |
| | | | | 46 | A | Saint Joseph's | 62 82 | 59 | A | Boston U. | 61 70 | | | 124 | H | Virginia Tech | 65 51 |
| | | | | | | | | 72 | A | Fordham | 40 47 | | | 126 | A | Temple | 48 61 |
| | | | | | | | | 79 | N | Wichita St. | 49 46 | | | 140 | H | N.C. A&T | 76 63 |
| | | | | | | | | 81 | N | Minnesota | 58 46 | | | 160 | A | George Washington | 54 57 |
| | | | | | | | | 82 | A | James Madison | 70 66 | | | 174 | A | Col. of Charleston | 74 82 |
| | | | | | | | | 100 | A | Hartford | 54 59 | | | 195 | H | La Salle | 67 62 |
| | | | | | | | | | | | | | | 196 | H | Xavier | 73 63 |
| | | | | | | | | | | | | | | 205 | H | Saint Louis | 49 52 |
| | | | | | | | | | | | | | | 217 | H | St. Bonaventure | 51 46 |
| | | | | | | | | | | | | | | 229 | H | VCU | 66 62 |
| | | | | | | | | | | | | | | 238 | H | Longwood | 71 61 |
| | | | | | | | | | | | | | | 296 | H | Massachusetts | 81 63 |
| | | | | | | | | | | | | | | 297 | A | UNC Wilmington | 53 42 |
| | | | | | | | | | | | | | | 317 | A | UNC Greensboro | 104 69 |
| LAST 12 Division I GAMES: | | | | | | | | | | | | | | | | | |
| | | | | 107 | A | Butler | 68 44 | | | | | 126 | A | Temple | 48 61 | | |
| | | | | 229 | H | VCU | 66 62 | | | | | 196 | H | Xavier | 73 63 | | |
| | | | | 296 | H | Massachusetts | 81 63 | | | | | 205 | H | Saint Louis | 49 52 | | |
| | | | | 34 | A | Duquesne | 54 59 | | | | | 72 | A | Fordham | 40 47 | | |
| | | | | 160 | A | George Washington | 54 57 | | | | | 217 | H | St. Bonaventure | 51 46 | | |
| | | | | 13 | H | Dayton | 64 72 | | | | | 46 | A | Saint Joseph's | 62 82 | | |

Non-Div I Games:

Richmond

■ Loss,
 ■ Non-Conf,
 ■ S Site,
 ■ H Home
 ■ A Away
 N Neutral

| | | | | | | | | | |
|------------------------------|---------------|------------|----------------|-------------|---------------|------------|------------|-----------|-----------|
| Average RPI Win: 252 | WON-LOST | WINNING | LAST 12 | STRENGTH OF | OPP. STRENGTH | TEAM | ADJ. | CONF. | ADJ CONF. |
| Average RPI Loss: 178 | RECORD | PCT. RANK | GAMES | SCHEDULE | OF SCHEDULE | RPI | RPI | RPI | RPI |
| DIV. I ONLY | 14- 13 | 153 | 7- 5 | 212 | 308 | 188 | 188 | 26 | 26 |
| DIV. I NON-CONF. | 5- 6 | 190 | 0- 0 | 115 | 331 | 168 | 168 | 23 | 23 |
| TOTALS | RPI 1-25 | RPI 26-50 | W-L RECORDS | RPI 51-100 | RPI 101-150 | RPI 150+ | | | |
| 14- 13 | 0- 0 | 0- 4 | OVERALL | 0- 0 | 0- 0 | 14- 9 | | | |
| 5- 6 | 0- 0 | 0- 1 | HOME | 0- 0 | 0- 0 | 5- 5 | | | |
| 9- 6 | 0- 0 | 0- 2 | AWAY | 0- 0 | 0- 0 | 9- 4 | | | |
| 0- 1 | 0- 0 | 0- 1 | NEUTRAL | 0- 0 | 0- 0 | 0- 0 | | | |
| 5- 6 | 0- 0 | 0- 2 | NON-CONFERENCE | 0- 0 | 0- 0 | 5- 4 | | | |
| 1- 3 | 0- 0 | 0- 0 | HOME | 0- 0 | 0- 0 | 1- 3 | | | |
| 4- 2 | 0- 0 | 0- 1 | AWAY | 0- 0 | 0- 0 | 4- 1 | | | |
| 0- 1 | 0- 0 | 0- 1 | NEUTRAL | 0- 0 | 0- 0 | 0- 0 | | | |
| 9- 7 | 0- 0 | 0- 2 | CONFERENCE | 0- 0 | 0- 0 | 9- 5 | | | |
| 4- 3 | 0- 0 | 0- 1 | HOME | 0- 0 | 0- 0 | 4- 2 | | | |
| 5- 4 | 0- 0 | 0- 1 | AWAY | 0- 0 | 0- 0 | 5- 3 | | | |
| 0- 0 | 0- 0 | 0- 0 | NEUTRAL | 0- 0 | 0- 0 | 0- 0 | | | |

| RPI S | Opponent | Score | RPI S | Opponent | Score | RPI S | Opponent | Score | RPI S | Opponent | Score | Team's RPI: 188 |
|---------------------------|-------------------|--------------|-----------|--------------|-----------------|-------|-----------|------------------------|-------|-----------|-------|-----------------|
| 28 | A Princeton | 42 88 | 44 | N Quinnipiac | 57 72 | | 161 | H Army | 66 | 60 | | |
| 47 | A Marist | 44 69 | 47 | H Marist | 47 62 | | 164 | A Iona | 58 | 88 | | |
| | | | | | | | 179 | A Fairfield | 69 | 57 | | |
| | | | | | | | 179 | H Fairfield | 55 | 44 | | |
| | | | | | | | 208 | A Lafayette | 68 | 64 | | |
| | | | | | | | 211 | A Central Conn. St. | 61 | 62 | | |
| | | | | | | | 226 | A Stony Brook | 62 | 50 | | |
| | | | | | | | 230 | A Niagara | 58 | 62 | | |
| | | | | | | | 230 | H Niagara | 59 | 64 | | |
| | | | | | | | 233 | H Mt. St. Mary's | 67 | 70 | | |
| | | | | | | | 235 | A Pittsburgh | 65 | 48 | | |
| | | | | | | | 237 | A Loyola Maryland | 81 | 74 | | |
| | | | | | | | 237 | H Loyola Maryland | 56 | 41 | | |
| | | | | | | | 250 | H St. Francis Brooklyn | 55 | 58 | | |
| | | | | | | | 265 | A Siena | 73 | 61 | | |
| | | | | | | | 272 | A Canisius | 68 | 75 | | |
| | | | | | | | 272 | H Canisius | 50 | 51 | | |
| | | | | | | | 292 | H NJIT | 51 | 53 | | |
| | | | | | | | 298 | A Brown | 57 | 47 | | |
| | | | | | | | 322 | A Manhattan | 48 | 41 | | |
| | | | | | | | 322 | H Manhattan | 60 | 57 | | |
| | | | | | | | 331 | A Saint Peter's | 73 | 58 | | |
| | | | | | | | 331 | H Saint Peter's | 74 | 51 | | |
| LAST 12 Division I GAMES: | | | | | | | | | | | | |
| 331 | A Saint Peter's | 73 | 58 | 230 | H Niagara | 59 | 64 | | | | | |
| 47 | A Marist | 44 | 69 | 322 | H Manhattan | 60 | 57 | | | | | |
| 237 | H Loyola Maryland | 56 | 41 | 179 | A Fairfield | 69 | 57 | | | | | |
| 265 | A Siena | 73 | 61 | 331 | H Saint Peter's | 74 | 51 | | | | | |
| 164 | A Iona | 58 | 88 | 272 | A Canisius | 68 | 75 | | | | | |
| 179 | H Fairfield | 55 | 44 | 230 | A Niagara | 58 | 62 | | | | | |

Non-Div I Games:

Rider

■ Loss,
■ Non-Conf,
■ S Site,
■ H Home
■ A Away
N Neutral

| | | | | | | | | | | |
|-------------------|----------|-----------|----------------|------------|-------------|---------------|------|------|-------|-----------|
| Average RPI Win: | 263 | WON-LOST | WINNING | LAST 12 | STRENGTH OF | OPP. STRENGTH | TEAM | ADJ. | CONF. | ADJ CONF. |
| Average RPI Loss: | 144 | RECORD | PCT. RANK | GAMES | SCHEDULE | OF SCHEDULE | RPI | RPI | RPI | RPI |
| DIV. I ONLY | 7- 19 | 300 | 4- 8 | 141 | 215 | 267 | 267 | 24 | 24 | |
| DIV. I NON-CONF. | 1- 10 | 325 | 0- 0 | 149 | 123 | 288 | 288 | 22 | 22 | |
| TOTALS | RPI 1-25 | RPI 26-50 | W-L RECORDS | RPI 51-100 | RPI 101-150 | RPI 150+ | | | | |
| 7- 19 | 0- 0 | 0- 5 | OVERALL | 0- 2 | 1- 4 | 6- 8 | | | | |
| 5- 6 | 0- 0 | 0- 2 | HOME | 0- 0 | 1- 1 | 4- 3 | | | | |
| 2- 13 | 0- 0 | 0- 0 | AWAY | 0- 0 | 0- 0 | 2- 2 | | | | |
| 0- 0 | 0- 0 | 0- 0 | NEUTRAL | 0- 0 | 0- 0 | 0- 0 | | | | |
| 1- 10 | 0- 0 | 0- 3 | NON-CONFERENCE | 0- 2 | 0- 1 | 1- 4 | | | | |
| 0- 3 | 0- 0 | 0- 1 | HOME | 0- 0 | 0- 0 | 0- 2 | | | | |
| 1- 7 | 0- 0 | 0- 2 | AWAY | 0- 2 | 0- 1 | 1- 2 | | | | |
| 0- 0 | 0- 0 | 0- 0 | NEUTRAL | 0- 0 | 0- 0 | 0- 0 | | | | |
| 6- 9 | 0- 0 | 0- 2 | CONFERENCE | 0- 0 | 1- 3 | 5- 4 | | | | |
| 5- 3 | 0- 0 | 0- 1 | HOME | 0- 0 | 1- 1 | 4- 1 | | | | |
| 1- 6 | 0- 0 | 0- 1 | AWAY | 0- 0 | 0- 2 | 1- 3 | | | | |
| 0- 0 | 0- 0 | 0- 0 | NEUTRAL | 0- 0 | 0- 0 | 0- 0 | | | | |

| RPI 1-25 | | | | RPI 26-50 | | | | RPI 51-100 | | | | RPI 101+ Team's RPI: 267 | | | |
|---------------------------|---|----------|-------|-----------|---|----------------------|-------|------------|---|---------------------|-------|--------------------------|---|----------------------|-------|
| RPI | S | Opponent | Score | RPI | S | Opponent | Score | RPI | S | Opponent | Score | RPI | S | Opponent | Score |
| | | | | 29 | A | Michigan St. | 35 68 | 60 | A | Central Mich. | 56 96 | 106 | A | Sacred Heart | 52 59 |
| | | | | 34 | H | Duquesne | 47 61 | 81 | A | Minnesota | 60 82 | 106 | H | Sacred Heart | 66 70 |
| | | | | 35 | A | Iowa | 44 58 | | | | | 130 | A | Saint Francis (PA) | 63 72 |
| | | | | 44 | A | Quinnipiac | 46 60 | | | | | 130 | H | Saint Francis (PA) | 67 53 |
| | | | | 44 | H | Quinnipiac | 52 61 | | | | | 142 | A | Miami (OH) | 56 70 |
| | | | | | | | | | | | | 190 | A | Monmouth | 47 58 |
| | | | | | | | | | | | | 211 | H | Central Conn. St. | 65 48 |
| | | | | | | | | | | | | 226 | H | Stony Brook | 48 56 |
| | | | | | | | | | | | | 230 | H | Niagara | 59 63 |
| | | | | | | | | | | | | 233 | H | Mt. St. Mary's | 61 59 |
| | | | | | | | | | | | | 250 | A | St. Francis Brooklyn | 63 67 |
| | | | | | | | | | | | | 251 | A | Fairleigh Dickinson | 68 80 |
| | | | | | | | | | | | | 251 | H | Fairleigh Dickinson | 62 64 |
| | | | | | | | | | | | | 253 | A | Coppin St. | 52 59 |
| | | | | | | | | | | | | 270 | A | Colgate | 55 71 |
| | | | | | | | | | | | | 273 | H | Bryant | 71 69 |
| | | | | | | | | | | | | 324 | A | LIU Brooklyn | 47 41 |
| | | | | | | | | | | | | 333 | H | Wagner | 57 39 |
| | | | | | | | | | | | | 337 | A | Kent St. | 60 51 |
| LAST 12 Division I GAMES: | | | | | | | | | | | | | | | |
| | | | | 251 | H | Fairleigh Dickinson | 62 64 | 324 | A | LIU Brooklyn | 47 41 | | | | |
| | | | | 44 | A | Quinnipiac | 46 60 | 130 | A | Saint Francis (PA) | 63 72 | | | | |
| | | | | 106 | A | Sacred Heart | 52 59 | 233 | H | Mt. St. Mary's | 61 59 | | | | |
| | | | | 130 | H | Saint Francis (PA) | 67 53 | 106 | H | Sacred Heart | 66 70 | | | | |
| | | | | 333 | H | Wagner | 57 39 | 44 | H | Quinnipiac | 52 61 | | | | |
| | | | | 250 | A | St. Francis Brooklyn | 63 67 | 251 | A | Fairleigh Dickinson | 68 80 | | | | |

Non-Div I Games:

Robert Morris

■ Loss,
■ Non-Conf,
■ S Site,
■ H Home
■ A Away
N Neutral

| | | | | | | | | | | |
|-------------------|----------|-----------|----------------|------------|-------------|---------------|------|------|-------|-----------|
| Average RPI Win: | 153 | WON-LOST | WINNING | LAST 12 | STRENGTH OF | OPP. STRENGTH | TEAM | ADJ. | CONF. | ADJ CONF. |
| Average RPI Loss: | 46 | RECORD | PCT. RANK | GAMES | SCHEDULE | OF SCHEDULE | RPI | RPI | RPI | RPI |
| DIV. I ONLY | 14- 12 | 139 | 5- 7 | 34 | 23 | 64 | 64 | 4 | 4 | |
| DIV. I NON-CONF. | 9- 4 | 75 | 0- 0 | 92 | 63 | 48 | 48 | 3 | 3 | |
| TOTALS | RPI 1-25 | RPI 26-50 | W-L RECORDS | RPI 51-100 | RPI 101-150 | RPI 150+ | | | | |
| 14- 12 | 1- 5 | 1- 5 | OVERALL | 3- 0 | 1- 1 | 8- 1 | | | | |
| 11- 2 | 1- 1 | 1- 1 | HOME | 2- 0 | 0- 0 | 7- 0 | | | | |
| 2- 10 | 0- 0 | 0- 1 | AWAY | 1- 0 | 1- 0 | 0- 0 | | | | |
| 1- 0 | 0- 0 | 0- 0 | NEUTRAL | 0- 0 | 0- 0 | 1- 0 | | | | |
| 9- 4 | 0- 2 | 0- 1 | NON-CONFERENCE | 2- 0 | 1- 1 | 6- 0 | | | | |
| 7- 0 | 0- 0 | 0- 0 | HOME | 2- 0 | 0- 0 | 5- 0 | | | | |
| 1- 4 | 0- 2 | 0- 1 | AWAY | 0- 0 | 1- 1 | 0- 0 | | | | |
| 1- 0 | 0- 0 | 0- 0 | NEUTRAL | 0- 0 | 0- 0 | 1- 0 | | | | |
| 5- 8 | 1- 3 | 1- 4 | CONFERENCE | 1- 0 | 0- 0 | 2- 1 | | | | |
| 4- 2 | 1- 1 | 1- 1 | HOME | 0- 0 | 0- 0 | 2- 0 | | | | |
| 1- 6 | 0- 2 | 0- 3 | AWAY | 1- 0 | 0- 0 | 0- 1 | | | | |
| 0- 0 | 0- 0 | 0- 0 | NEUTRAL | 0- 0 | 0- 0 | 0- 0 | | | | |

| RPI 1-25 | | | | RPI 26-50 | | | | RPI 51-100 Team's RPI: 64 | | | | RPI 101+ | | | |
|---------------------------|---|-----------------|-------|-----------|---|-----------------|-------|---------------------------|---|------------|-------|----------|---|-------------------|-------|
| RPI | S | Opponent | Score | RPI | S | Opponent | Score | RPI | S | Opponent | Score | RPI | S | Opponent | Score |
| 2 | H | Connecticut | 45 65 | 27 | A | DePaul | 57 60 | 54 | H | Miami (FL) | 42 34 | 126 | A | Temple | 66 50 |
| 4 | A | Notre Dame | 46 71 | 28 | A | Princeton | 55 71 | 61 | A | Marquette | 72 54 | 131 | A | Boston College | 56 58 |
| 7 | A | Tennessee | 47 66 | 37 | A | Syracuse | 45 58 | 87 | H | Davidson | 55 49 | 160 | H | George Washington | 56 52 |
| 14 | A | Georgia | 51 57 | 40 | A | St. John's (NY) | 48 61 | | | | | 169 | H | Cincinnati | 55 46 |
| 21 | A | Louisville | 57 66 | 40 | H | St. John's (NY) | 44 48 | | | | | 180 | N | Louisiana Tech | 73 46 |
| 22 | H | Villanova | 58 50 | 50 | H | Georgetown | 55 47 | | | | | 192 | H | Providence | 87 61 |
| LAST 12 Division I GAMES: | | | | | | | | | | | | | | | |
| 40 | A | St. John's (NY) | 48 61 | 61 | A | Marquette | 72 54 | | | | | 195 | H | La Salle | 54 50 |
| 37 | A | Syracuse | 45 58 | 206 | A | Seton Hall | 42 45 | | | | | 206 | A | Seton Hall | 42 45 |
| 2 | H | Connecticut | 45 65 | 50 | H | Georgetown | 55 47 | | | | | 226 | H | Stony Brook | 72 44 |
| 27 | A | DePaul | 57 60 | 192 | H | Providence | 87 61 | | | | | 295 | H | Southern U. | 63 49 |
| 169 | H | Cincinnati | 55 46 | 4 | A | Notre Dame | 46 71 | | | | | 324 | H | LIU Brooklyn | 58 32 |
| 22 | H | Villanova | 58 50 | 21 | A | Louisville | 57 66 | | | | | | | | |

Non-Div I Games:

Rutgers

■ Loss,
■ Non-Conf,
■ S Site,
■ H Home
■ A Away
N Neutral

| | | | | | | | | | | |
|-------------------|----------|-----------|----------------|------------|-------------|---------------|------|------|-------|-----------|
| Average RPI Win: | 231 | WON-LOST | WINNING | LAST 12 | STRENGTH OF | OPP. STRENGTH | TEAM | ADJ. | CONF. | ADJ CONF. |
| Average RPI Loss: | 190 | RECORD | PCT. RANK | GAMES | SCHEDULE | OF SCHEDULE | RPI | RPI | RPI | RPI |
| DIV. I ONLY | 13- 13 | 158 | 6- 6 | 230 | 261 | 200 | 200 | 28 | 28 | |
| DIV. I NON-CONF. | 6- 6 | 159 | 0- 0 | 167 | 204 | 175 | 175 | 29 | 29 | |
| TOTALS | RPI 1-25 | RPI 26-50 | W-L RECORDS | RPI 51-100 | RPI 101-150 | RPI 150+ | | | | |
| 13- 13 | 0- 1 | 0- 1 | OVERALL | 0- 1 | 1- 1 | 12- 9 | | | | |
| 7- 5 | 0- 1 | 0- 0 | HOME | 0- 0 | 1- 1 | 6- 3 | | | | |
| 4- 8 | 0- 0 | 0- 1 | AWAY | 0- 1 | 0- 0 | 4- 6 | | | | |
| 2- 0 | 0- 0 | 0- 0 | NEUTRAL | 0- 0 | 0- 0 | 2- 0 | | | | |
| 6- 6 | 0- 1 | 0- 1 | NON-CONFERENCE | 0- 1 | 1- 0 | 5- 3 | | | | |
| 3- 2 | 0- 1 | 0- 0 | HOME | 0- 0 | 1- 0 | 2- 1 | | | | |
| 1- 4 | 0- 0 | 0- 1 | AWAY | 0- 1 | 0- 0 | 1- 2 | | | | |
| 2- 0 | 0- 0 | 0- 0 | NEUTRAL | 0- 0 | 0- 0 | 2- 0 | | | | |
| 7- 7 | 0- 0 | 0- 0 | CONFERENCE | 0- 0 | 0- 1 | 7- 6 | | | | |
| 4- 3 | 0- 0 | 0- 0 | HOME | 0- 0 | 0- 1 | 4- 2 | | | | |
| 3- 4 | 0- 0 | 0- 0 | AWAY | 0- 0 | 0- 0 | 3- 4 | | | | |
| 0- 0 | 0- 0 | 0- 0 | NEUTRAL | 0- 0 | 0- 0 | 0- 0 | | | | |

| RPI 1-25 | | | | RPI 26-50 | | | | RPI 51-100 | | | | RPI 101+ Team's RPI: 200 | | | |
|---------------------------|---|-------------------|-------|-----------|---|------------------|-------|------------|---|----------|-------|--------------------------|---|-------------------|-------|
| RPI | S | Opponent | Score | RPI | S | Opponent | Score | RPI | S | Opponent | Score | RPI | S | Opponent | Score |
| 16 | H | Purdue | 51 66 | 43 | A | Toledo | 43 59 | 56 | A | SMU | 46 64 | 102 | H | Eastern Ill. | 65 70 |
| | | | | | | | | | | | | 149 | H | Sacramento St. | 75 57 |
| | | | | | | | | | | | | 155 | A | UT Martin | 66 63 |
| | | | | | | | | | | | | 155 | H | UT Martin | 67 66 |
| | | | | | | | | | | | | 166 | N | Clemson | 49 43 |
| | | | | | | | | | | | | 175 | A | Indiana | 56 72 |
| | | | | | | | | | | | | 183 | A | Eastern Ky. | 73 69 |
| | | | | | | | | | | | | 184 | H | Tennessee Tech | 56 66 |
| | | | | | | | | | | | | 187 | A | Belmont | 52 66 |
| | | | | | | | | | | | | 221 | A | Murray St. | 68 81 |
| | | | | | | | | | | | | 221 | H | Murray St. | 79 68 |
| | | | | | | | | | | | | 246 | H | Western Ill. | 68 58 |
| | | | | | | | | | | | | 249 | A | IPFW | 74 67 |
| | | | | | | | | | | | | 249 | H | IPFW | 61 54 |
| | | | | | | | | | | | | 280 | A | Ill.-Chicago | 61 68 |
| | | | | | | | | | | | | 281 | A | Southeast Mo. St. | 62 67 |
| | | | | | | | | | | | | 281 | H | Southeast Mo. St. | 78 65 |
| | | | | | | | | | | | | 295 | N | Southern U. | 55 53 |
| | | | | | | | | | | | | 303 | A | Morehead St. | 72 75 |
| | | | | | | | | | | | | 305 | A | Austin Peay | 54 49 |
| | | | | | | | | | | | | 305 | H | Austin Peay | 53 67 |
| | | | | | | | | | | | | 313 | H | Southern Ill. | 63 68 |
| | | | | | | | | | | | | 343 | H | Jacksonville St. | 80 58 |
| LAST 12 Division I GAMES: | | | | | | | | | | | | | | | |
| 221 | H | Murray St. | 79 68 | 155 | H | UT Martin | 67 66 | | | | | | | | |
| 305 | H | Austin Peay | 53 67 | 305 | A | Austin Peay | 54 49 | | | | | | | | |
| 281 | A | Southeast Mo. St. | 62 67 | 221 | A | Murray St. | 68 81 | | | | | | | | |
| 155 | A | UT Martin | 66 63 | 343 | H | Jacksonville St. | 80 58 | | | | | | | | |
| 102 | H | Eastern Ill. | 65 70 | 184 | H | Tennessee Tech | 56 66 | | | | | | | | |
| 281 | H | Southeast Mo. St. | 78 65 | 303 | A | Morehead St. | 72 75 | | | | | | | | |

Non-Div I Games:

SIU Edwardsville

■ Loss,
 ■ Non-Conf,
 ■ S Site,
 ■ Home
 ■ A Away
 N Neutral

| | | | | | | | | | | |
|-------------------|----------|-----------|----------------|------------|-------------|---------------|------|------|-------|-----------|
| Average RPI Win: | 176 | WON-LOST | WINNING | LAST 12 | STRENGTH OF | OPP. STRENGTH | TEAM | ADJ. | CONF. | ADJ CONF. |
| Average RPI Loss: | 100 | RECORD | PCT. RANK | GAMES | SCHEDULE | OF SCHEDULE | RPI | RPI | RPI | RPI |
| DIV. I ONLY | 20- 6 | 35 | 10- 2 | 116 | 132 | 56 | 56 | 8 | 8 | |
| DIV. I NON-CONF. | 9- 4 | 75 | 0- 0 | 159 | 239 | 129 | 129 | 10 | 10 | |
| TOTALS | RPI 1-25 | RPI 26-50 | W-L RECORDS | RPI 51-100 | RPI 101-150 | RPI 150+ | | | | |
| 20- 6 | 0- 0 | 0- 1 | OVERALL | 3- 3 | 6- 0 | 11- 2 | | | | |
| 14- 2 | 0- 0 | 0- 0 | HOME | 0- 2 | 4- 0 | 10- 0 | | | | |
| 5- 4 | 0- 0 | 0- 1 | AWAY | 2- 1 | 2- 0 | 1- 2 | | | | |
| 1- 0 | 0- 0 | 0- 0 | NEUTRAL | 1- 0 | 0- 0 | 0- 0 | | | | |
| 9- 4 | 0- 0 | 0- 1 | NON-CONFERENCE | 1- 2 | 1- 0 | 7- 1 | | | | |
| 8- 2 | 0- 0 | 0- 0 | HOME | 0- 2 | 1- 0 | 7- 0 | | | | |
| 0- 2 | 0- 0 | 0- 1 | AWAY | 0- 0 | 0- 0 | 0- 1 | | | | |
| 1- 0 | 0- 0 | 0- 0 | NEUTRAL | 1- 0 | 0- 0 | 0- 0 | | | | |
| 11- 2 | 0- 0 | 0- 0 | CONFERENCE | 2- 1 | 5- 0 | 4- 1 | | | | |
| 6- 0 | 0- 0 | 0- 0 | HOME | 0- 0 | 3- 0 | 3- 0 | | | | |
| 5- 2 | 0- 0 | 0- 0 | AWAY | 2- 1 | 2- 0 | 1- 1 | | | | |
| 0- 0 | 0- 0 | 0- 0 | NEUTRAL | 0- 0 | 0- 0 | 0- 0 | | | | |

| RPI 1-25 | | | RPI 26-50 | | | RPI 51-100 | | | Team's RPI: 56 | | | RPI 101+ | | | |
|---------------------------|---|---------------|-----------|-----|---|----------------|-------|-----|----------------|-------------------|-------|----------|---|----------|-------|
| RPI | S | Opponent | Score | RPI | S | Opponent | Score | RPI | S | Opponent | Score | RPI | S | Opponent | Score |
| 38 | A | San Diego St. | 72 88 | 68 | H | UALR | 43 47 | 110 | A | Memphis | 74 67 | | | | |
| | | | | 78 | A | East Carolina | 47 63 | 133 | H | UAB | 94 92 | | | | |
| | | | | 79 | H | Wichita St. | 59 61 | 139 | H | Montana St. | 71 70 | | | | |
| | | | | 84 | A | UTEP | 82 73 | 146 | H | UCF | 69 54 | | | | |
| | | | | 91 | A | Tulane | 62 56 | 148 | A | Tulsa | 71 46 | | | | |
| | | | | 95 | N | Harvard | 88 73 | 148 | H | Tulsa | 69 60 | | | | |
| | | | | | | | | 154 | H | Rice | 73 51 | | | | |
| | | | | | | | | 157 | H | Texas Southern | 66 50 | | | | |
| | | | | | | | | 163 | A | Houston | 58 65 | | | | |
| | | | | | | | | 163 | H | Houston | 58 54 | | | | |
| | | | | | | | | 171 | A | TCU | 70 76 | | | | |
| | | | | | | | | 200 | H | SIU Edwardsville | 64 46 | | | | |
| | | | | | | | | 203 | A | Southern Miss. | 79 69 | | | | |
| | | | | | | | | 204 | H | Stephen F. Austin | 71 62 | | | | |
| | | | | | | | | 214 | H | North Texas | 67 63 | | | | |
| | | | | | | | | 232 | H | Marshall | 67 50 | | | | |
| | | | | | | | | 239 | H | La.-Monroe | 76 56 | | | | |
| | | | | | | | | 318 | H | Tex.-Pan American | 71 35 | | | | |
| | | | | | | | | 339 | H | Alcorn | 76 46 | | | | |
| LAST 12 Division I GAMES: | | | | | | | | | | | | | | | |
| 163 | A | Houston | 58 65 | 84 | A | UTEP | 82 73 | | | | | | | | |
| 148 | H | Tulsa | 69 60 | 163 | H | Houston | 58 54 | | | | | | | | |
| 110 | A | Memphis | 74 67 | 148 | A | Tulsa | 71 46 | | | | | | | | |
| 78 | A | East Carolina | 47 63 | 154 | H | Rice | 73 51 | | | | | | | | |
| 232 | H | Marshall | 67 50 | 203 | A | Southern Miss. | 79 69 | | | | | | | | |
| 133 | H | UAB | 94 92 | 146 | H | UCF | 69 54 | | | | | | | | |

Non-Div I Games:

SMU

| | | | | | | | | | | |
|-------------------|----------|-----------|----------------|------------|-------------|---------------|------|------|-------|-----------|
| Average RPI Win: | 229 | WON-LOST | WINNING | LAST 12 | STRENGTH OF | OPP. STRENGTH | TEAM | ADJ. | CONF. | ADJ CONF. |
| Average RPI Loss: | 153 | RECORD | PCT. RANK | GAMES | SCHEDULE | OF SCHEDULE | RPI | RPI | RPI | RPI |
| DIV. I ONLY | 15- 10 | 110 | 8- 4 | 262 | 212 | 149 | 149 | 16 | 16 | |
| DIV. I NON-CONF. | 5- 4 | 142 | 0- 0 | 278 | 290 | 172 | 172 | 14 | 14 | |
| TOTALS | RPI 1-25 | RPI 26-50 | W-L RECORDS | RPI 51-100 | RPI 101-150 | RPI 150+ | | | | |
| 15- 10 | 0- 0 | 0- 0 | OVERALL | 1- 2 | 1- 4 | 13- 4 | | | | |
| 9- 2 | 0- 0 | 0- 0 | HOME | 1- 0 | 0- 2 | 8- 0 | | | | |
| 6- 8 | 0- 0 | 0- 0 | AWAY | 0- 2 | 1- 2 | 5- 4 | | | | |
| 0- 0 | 0- 0 | 0- 0 | NEUTRAL | 0- 0 | 0- 0 | 0- 0 | | | | |
| 5- 4 | 0- 0 | 0- 0 | NON-CONFERENCE | 0- 0 | 0- 1 | 5- 3 | | | | |
| 3- 0 | 0- 0 | 0- 0 | HOME | 0- 0 | 0- 0 | 3- 0 | | | | |
| 2- 4 | 0- 0 | 0- 0 | AWAY | 0- 0 | 0- 1 | 2- 3 | | | | |
| 0- 0 | 0- 0 | 0- 0 | NEUTRAL | 0- 0 | 0- 0 | 0- 0 | | | | |
| 10- 6 | 0- 0 | 0- 0 | CONFERENCE | 1- 2 | 1- 3 | 8- 1 | | | | |
| 6- 2 | 0- 0 | 0- 0 | HOME | 1- 0 | 0- 2 | 5- 0 | | | | |
| 4- 4 | 0- 0 | 0- 0 | AWAY | 0- 2 | 1- 1 | 3- 1 | | | | |
| 0- 0 | 0- 0 | 0- 0 | NEUTRAL | 0- 0 | 0- 0 | 0- 0 | | | | |

| RPI 1-25 | | | RPI 26-50 | | | RPI 51-100 | | | RPI 101+ Team's RPI: 149 | | |
|---------------------------|---|----------|-----------|-----|---|----------------|-------|-----|--------------------------|----------------|---------------------------|
| RPI | S | Opponent | Score | RPI | S | Opponent | Score | RPI | S | Opponent | Score |
| | | | | | | | | 85 | A | Montana | 55 82 |
| | | | | | | | | 99 | A | Eastern Wash. | 49 63 |
| | | | | | | | | 99 | H | Eastern Wash. | 85 70 |
| | | | | | | | | | | 101 | A Northern Colo. 63 79 |
| | | | | | | | | | | 101 | H Northern Colo. 73 81 |
| | | | | | | | | | | 102 | A Eastern Ill. 67 72 |
| | | | | | | | | | | 135 | H Idaho St. 52 62 |
| | | | | | | | | | | 139 | A Montana St. 69 65 |
| | | | | | | | | | | 177 | A Long Beach St. 71 74 |
| | | | | | | | | | | 185 | A Oregon St. 80 71 |
| | | | | | | | | | | 189 | H San Francisco 68 60 |
| | | | | | | | | | | 200 | A SIU Edwardsville 57 75 |
| | | | | | | | | | | 209 | A Portland St. 88 82 |
| | | | | | | | | | | 209 | H Portland St. 81 77 |
| | | | | | | | | | | 212 | H UC Davis 66 65 |
| | | | | | | | | | | 231 | A North Dakota 79 77 |
| | | | | | | | | | | 231 | H North Dakota 80 62 |
| | | | | | | | | | | 244 | A Southern Utah 71 79 |
| | | | | | | | | | | 244 | H Southern Utah 93 86 |
| | | | | | | | | | | 277 | A CSU Bakersfield 79 72 |
| | | | | | | | | | | 287 | A Northern Ariz. 78 68 |
| | | | | | | | | | | 287 | H Northern Ariz. 73 67 |
| | | | | | | | | | | 289 | A Cal St. Fullerton 75 94 |
| | | | | | | | | | | 304 | H Utah Valley 74 62 |
| | | | | | | | | | | 328 | H Weber St. 103 60 |
| LAST 12 Division I GAMES: | | | | | | | | | | | |
| | | | | 287 | A | Northern Ariz. | 78 68 | 287 | H | Northern Ariz. | 73 67 |
| | | | | 101 | H | Northern Colo. | 73 81 | 101 | A | Northern Colo. | 63 79 |
| | | | | 231 | H | North Dakota | 80 62 | 231 | A | North Dakota | 79 77 |
| | | | | 209 | A | Portland St. | 88 82 | 328 | H | Weber St. | 103 60 |
| | | | | 99 | A | Eastern Wash. | 49 63 | 135 | H | Idaho St. | 52 62 |
| | | | | 244 | H | Southern Utah | 93 86 | 99 | H | Eastern Wash. | 85 70 |

Non-Div I Games:

Sacramento St.

Sacred Heart

Through Games Of Sunday, February 24, 2013

| | | | | | | | | | | |
|-------------------|----------|-----------|----------------|------------|-------------|---------------|------|------|-------|-----------|
| Average RPI Win: | 235 | WON-LOST | WINNING | LAST 12 | STRENGTH OF | OPP. STRENGTH | TEAM | ADJ. | CONF. | ADJ CONF. |
| Average RPI Loss: | 130 | RECORD | PCT. RANK | GAMES | SCHEDULE | OF SCHEDULE | RPI | RPI | RPI | RPI |
| DIV. I ONLY | 18- 8 | 66 | 9- 3 | 249 | 204 | 106 | 106 | 24 | 24 | |
| DIV. I NON-CONF. | 8- 4 | 84 | 0- 0 | 268 | 169 | 116 | 116 | 22 | 22 | |
| TOTALS | RPI 1-25 | RPI 26-50 | W-L RECORDS | RPI 51-100 | RPI 101-150 | RPI 150+ | | | | |
| 18- 8 | 0- 0 | 0- 3 | OVERALL | 0- 1 | 4- 1 | 14- 3 | | | | |
| 11- 2 | 0- 0 | 0- 1 | HOME | 0- 0 | 1- 0 | 10- 1 | | | | |
| 5- 6 | 0- 0 | 0- 2 | AWAY | 0- 1 | 1- 1 | 4- 2 | | | | |
| 2- 0 | 0- 0 | 0- 0 | NEUTRAL | 0- 0 | 2- 0 | 0- 0 | | | | |
| 8- 4 | 0- 0 | 0- 1 | NON-CONFERENCE | 0- 1 | 2- 1 | 6- 1 | | | | |
| 5- 0 | 0- 0 | 0- 0 | HOME | 0- 0 | 0- 0 | 5- 0 | | | | |
| 1- 4 | 0- 0 | 0- 1 | AWAY | 0- 1 | 0- 1 | 1- 1 | | | | |
| 2- 0 | 0- 0 | 0- 0 | NEUTRAL | 0- 0 | 2- 0 | 0- 0 | | | | |
| 10- 4 | 0- 0 | 0- 2 | CONFERENCE | 0- 0 | 2- 0 | 8- 2 | | | | |
| 6- 2 | 0- 0 | 0- 1 | HOME | 0- 0 | 1- 0 | 5- 1 | | | | |
| 4- 2 | 0- 0 | 0- 1 | AWAY | 0- 0 | 1- 0 | 3- 1 | | | | |
| 0- 0 | 0- 0 | 0- 0 | NEUTRAL | 0- 0 | 0- 0 | 0- 0 | | | | |

| RPI 1-25 | | | | RPI 26-50 | | | | RPI 51-100 | | | | RPI 101+ Team's RPI: 106 | | | |
|---------------------------|---|----------|-------|-----------|---|---------------------|-------|------------|---|--------------------|-------|--------------------------|---|----------------------|-------|
| RPI | S | Opponent | Score | RPI | S | Opponent | Score | RPI | S | Opponent | Score | RPI | S | Opponent | Score |
| | | | | 44 | A | Quinnipiac | 45 74 | 67 | A | Liberty | 63 68 | 125 | N | Sam Houston St. | 66 62 |
| | | | | 44 | H | Quinnipiac | 62 67 | | | | | 130 | A | Saint Francis (PA) | 71 50 |
| | | | | 50 | A | Georgetown | 63 90 | | | | | 130 | H | Saint Francis (PA) | 81 56 |
| | | | | | | | | | | | | 131 | N | Boston College | 54 48 |
| | | | | | | | | | | | | 145 | A | Seattle | 70 74 |
| | | | | | | | | | | | | 182 | H | Yale | 67 62 |
| | | | | | | | | | | | | 190 | H | Monmouth | 56 42 |
| | | | | | | | | | | | | 202 | A | Lehigh | 73 63 |
| | | | | | | | | | | | | 211 | A | Central Conn. St. | 57 62 |
| | | | | | | | | | | | | 226 | A | Stony Brook | 46 51 |
| | | | | | | | | | | | | 233 | A | Mt. St. Mary's | 58 50 |
| | | | | | | | | | | | | 250 | H | St. Francis Brooklyn | 47 56 |
| | | | | | | | | | | | | 251 | H | Fairleigh Dickinson | 80 48 |
| | | | | | | | | | | | | 265 | H | Siena | 61 60 |
| | | | | | | | | | | | | 267 | A | Robert Morris | 70 66 |
| | | | | | | | | | | | | 267 | H | Robert Morris | 59 52 |
| | | | | | | | | | | | | 270 | H | Colgate | 59 53 |
| | | | | | | | | | | | | 273 | H | Bryant | 62 44 |
| | | | | | | | | | | | | 322 | H | Manhattan | 55 38 |
| | | | | | | | | | | | | 324 | H | LIU Brooklyn | 61 47 |
| | | | | | | | | | | | | 331 | H | Saint Peter's | 79 34 |
| | | | | | | | | | | | | 333 | A | Wagner | 76 47 |
| LAST 12 Division I GAMES: | | | | | | | | | | | | | | | |
| | | | | 44 | H | Quinnipiac | 62 67 | 273 | H | Bryant | 62 44 | | | | |
| | | | | 130 | H | Saint Francis (PA) | 81 56 | 190 | H | Monmouth | 56 42 | | | | |
| | | | | 267 | H | Robert Morris | 59 52 | 267 | A | Robert Morris | 70 66 | | | | |
| | | | | 251 | H | Fairleigh Dickinson | 80 48 | 130 | A | Saint Francis (PA) | 71 50 | | | | |
| | | | | 333 | A | Wagner | 76 47 | 211 | A | Central Conn. St. | 57 62 | | | | |
| | | | | 233 | A | Mt. St. Mary's | 58 50 | 44 | A | Quinnipiac | 45 74 | | | | |

Non-Div I Games:

Sacred Heart

■ Loss,
 ■ Non-Conf,
 ■ S Site,
 ■ Home
 ■ A Away
 N Neutral

| | | | | | | | | | | |
|-------------------|----------|-----------|----------------|------------|-------------|---------------|------|------|-------|-----------|
| Average RPI Win: | 232 | WON-LOST | WINNING | LAST 12 | STRENGTH OF | OPP. STRENGTH | TEAM | ADJ. | CONF. | ADJ CONF. |
| Average RPI Loss: | 135 | RECORD | PCT. RANK | GAMES | SCHEDULE | OF SCHEDULE | RPI | RPI | RPI | RPI |
| DIV. I ONLY | 14- 12 | 139 | 6- 6 | 142 | 220 | 130 | 130 | 24 | 24 | |
| DIV. I NON-CONF. | 5- 6 | 190 | 0- 0 | 104 | 154 | 117 | 117 | 22 | 22 | |
| TOTALS | RPI 1-25 | RPI 26-50 | W-L RECORDS | RPI 51-100 | RPI 101-150 | RPI 150+ | | | | |
| 14- 12 | 0- 1 | 0- 4 | OVERALL | 0- 1 | 2- 2 | 12- 4 | | | | |
| 8- 3 | 0- 0 | 0- 2 | HOME | 0- 0 | 2- 1 | 6- 0 | | | | |
| 6- 8 | 0- 1 | 0- 2 | AWAY | 0- 1 | 0- 1 | 6- 3 | | | | |
| 0- 1 | 0- 0 | 0- 0 | NEUTRAL | 0- 0 | 0- 0 | 0- 1 | | | | |
| 5- 6 | 0- 1 | 0- 2 | NON-CONFERENCE | 0- 1 | 2- 0 | 3- 2 | | | | |
| 2- 1 | 0- 0 | 0- 1 | HOME | 0- 0 | 2- 0 | 0- 0 | | | | |
| 3- 4 | 0- 1 | 0- 1 | AWAY | 0- 1 | 0- 0 | 3- 1 | | | | |
| 0- 1 | 0- 0 | 0- 0 | NEUTRAL | 0- 0 | 0- 0 | 0- 1 | | | | |
| 9- 6 | 0- 0 | 0- 2 | CONFERENCE | 0- 0 | 0- 2 | 9- 2 | | | | |
| 6- 2 | 0- 0 | 0- 1 | HOME | 0- 0 | 0- 1 | 6- 0 | | | | |
| 3- 4 | 0- 0 | 0- 1 | AWAY | 0- 0 | 0- 1 | 3- 2 | | | | |
| 0- 0 | 0- 0 | 0- 0 | NEUTRAL | 0- 0 | 0- 0 | 0- 0 | | | | |

| RPI 1-25 | | | | RPI 26-50 | | | | RPI 51-100 | | | | RPI 101+ Team's RPI: 130 | | | |
|---------------------------|---|----------------|--------|-----------|---|----------------------|-------|------------|---|----------|-------|--------------------------|---|----------------------|-------|
| RPI | S | Opponent | Score | RPI | S | Opponent | Score | RPI | S | Opponent | Score | RPI | S | Opponent | Score |
| 4 | A | Notre Dame | 55 128 | 34 | A | Duquesne | 38 69 | 86 | A | Ohio St. | 54 70 | 106 | A | Sacred Heart | 56 81 |
| | | | | 44 | A | Quinnipiac | 50 61 | | | | | 106 | H | Sacred Heart | 50 71 |
| | | | | 44 | H | Quinnipiac | 69 85 | | | | | 132 | H | Akron | 74 73 |
| | | | | 46 | H | Saint Joseph's | 44 61 | | | | | 150 | H | Howard | 69 61 |
| | | | | | | | | | | | | 190 | A | Monmouth | 63 49 |
| | | | | | | | | | | | | 190 | H | Monmouth | 69 56 |
| | | | | | | | | | | | | 207 | A | Wright St. | 98 81 |
| | | | | | | | | | | | | 211 | H | Central Conn. St. | 67 62 |
| | | | | | | | | | | | | 218 | A | Bucknell | 62 54 |
| | | | | | | | | | | | | 233 | H | Mt. St. Mary's | 83 59 |
| | | | | | | | | | | | | 250 | A | St. Francis Brooklyn | 64 53 |
| | | | | | | | | | | | | 251 | A | Fairleigh Dickinson | 68 50 |
| | | | | | | | | | | | | 267 | A | Robert Morris | 53 67 |
| | | | | | | | | | | | | 267 | H | Robert Morris | 72 63 |
| | | | | | | | | | | | | 270 | A | Colgate | 62 67 |
| | | | | | | | | | | | | 273 | H | Bryant | 81 76 |
| | | | | | | | | | | | | 288 | N | Florida A&M | 65 69 |
| | | | | | | | | | | | | 324 | A | LIU Brooklyn | 43 61 |
| | | | | | | | | | | | | 333 | H | Wagner | 80 43 |
| | | | | | | | | | | | | 337 | A | Kent St. | 81 67 |
| LAST 12 Division I GAMES: | | | | | | | | | | | | | | | |
| 190 | H | Monmouth | 69 56 | 250 | A | St. Francis Brooklyn | 64 53 | | | | | | | | |
| 106 | A | Sacred Heart | 56 81 | 267 | H | Robert Morris | 72 63 | | | | | | | | |
| 44 | A | Quinnipiac | 50 61 | 333 | H | Wagner | 80 43 | | | | | | | | |
| 267 | A | Robert Morris | 53 67 | 44 | H | Quinnipiac | 69 85 | | | | | | | | |
| 233 | H | Mt. St. Mary's | 83 59 | 106 | H | Sacred Heart | 50 71 | | | | | | | | |
| 324 | A | LIU Brooklyn | 43 61 | 190 | A | Monmouth | 63 49 | | | | | | | | |

Non-Div I Games:

Saint Francis (PA)

■ Loss,
 ■ Non-Conf,
 ■ S Site,
 ■ Home
 ■ A Away
 N Neutral

Saint Joseph's

Through Games Of Sunday, February 24, 2013

| | | | | | | | | | | |
|-------------------|----------|-----------|----------------|------------|-------------|---------------|------|------|-------|-----------|
| Average RPI Win: | 169 | WON-LOST | WINNING | LAST 12 | STRENGTH OF | OPP. STRENGTH | TEAM | ADJ. | CONF. | ADJ CONF. |
| Average RPI Loss: | 41 | RECORD | PCT. RANK | GAMES | SCHEDULE | OF SCHEDULE | RPI | RPI | RPI | RPI |
| DIV. I ONLY | 19- 7 | 54 | 10- 2 | 55 | 93 | 46 | 46 | 9 | 9 | |
| DIV. I NON-CONF. | 9- 5 | 98 | 0- 0 | 22 | 83 | 49 | 49 | 8 | 8 | |
| TOTALS | RPI 1-25 | RPI 26-50 | W-L RECORDS | RPI 51-100 | RPI 101-150 | RPI 150+ | | | | |
| 19- 7 | 1- 2 | 1- 2 | OVERALL | 2- 3 | 4- 0 | 11- 0 | | | | |
| 9- 4 | 1- 1 | 0- 2 | HOME | 1- 1 | 2- 0 | 5- 0 | | | | |
| 9- 2 | 0- 1 | 1- 0 | AWAY | 1- 1 | 2- 0 | 5- 0 | | | | |
| 1- 1 | 0- 0 | 0- 0 | NEUTRAL | 0- 1 | 0- 0 | 1- 0 | | | | |
| 9- 5 | 1- 2 | 0- 2 | NON-CONFERENCE | 1- 1 | 2- 0 | 5- 0 | | | | |
| 4- 3 | 1- 1 | 0- 2 | HOME | 0- 0 | 0- 0 | 3- 0 | | | | |
| 4- 1 | 0- 1 | 0- 0 | AWAY | 1- 0 | 2- 0 | 1- 0 | | | | |
| 1- 1 | 0- 0 | 0- 0 | NEUTRAL | 0- 1 | 0- 0 | 1- 0 | | | | |
| 10- 2 | 0- 0 | 1- 0 | CONFERENCE | 1- 2 | 2- 0 | 6- 0 | | | | |
| 5- 1 | 0- 0 | 0- 0 | HOME | 1- 1 | 2- 0 | 2- 0 | | | | |
| 5- 1 | 0- 0 | 1- 0 | AWAY | 0- 1 | 0- 0 | 4- 0 | | | | |
| 0- 0 | 0- 0 | 0- 0 | NEUTRAL | 0- 0 | 0- 0 | 0- 0 | | | | |

| RPI 1-25 | | | | RPI 26-50 | | | | Team's RPI: 46 | RPI 51-100 | | | | RPI 101+ | | | |
|---------------------------|---|-----------|-------|-----------|---|-----------|-------|----------------|------------|---|-------------------|-------|----------|---|--------------------|-------|
| RPI | S | Opponent | Score | RPI | S | Opponent | Score | | RPI | S | Opponent | Score | RPI | S | Opponent | Score |
| 10 | H | Maryland | 50 49 | 28 | H | Princeton | 59 69 | | 53 | H | Charlotte | 66 71 | 107 | H | Butler | 57 50 |
| 17 | A | UCLA | 65 73 | 34 | A | Duquesne | 69 68 | | 60 | N | Central Mich. | 84 98 | 126 | H | Temple | 49 41 |
| 22 | H | Villanova | 51 55 | 37 | H | Syracuse | 39 80 | | 72 | A | Fordham | 63 70 | 130 | A | Saint Francis (PA) | 61 44 |
| | | | | | | | | | 92 | A | Drexel | 47 45 | 141 | A | Hofstra | 71 55 |
| | | | | | | | | | 98 | H | Richmond | 82 62 | 160 | A | George Washington | 80 67 |
| | | | | | | | | | | | | | 179 | H | Fairfield | 51 38 |
| | | | | | | | | | | | | | 186 | A | Penn | 66 53 |
| | | | | | | | | | | | | | 195 | H | La Salle | 68 31 |
| | | | | | | | | | | | | | 205 | A | Saint Louis | 69 38 |
| | | | | | | | | | | | | | 208 | H | Lafayette | 69 43 |
| | | | | | | | | | | | | | 217 | H | St. Bonaventure | 61 44 |
| | | | | | | | | | | | | | 229 | A | VCU | 55 50 |
| | | | | | | | | | | | | | 275 | H | UMBC | 79 38 |
| | | | | | | | | | | | | | 301 | A | Rhode Island | 78 51 |
| | | | | | | | | | | | | | 315 | N | Savannah St. | 88 41 |
| LAST 12 Division I GAMES: | | | | | | | | | | | | | | | | |
| | | | | 72 | A | Fordham | 63 70 | | 301 | A | Rhode Island | 78 51 | | | | |
| | | | | 195 | H | La Salle | 68 31 | | 107 | H | Butler | 57 50 | | | | |
| | | | | 126 | H | Temple | 49 41 | | 217 | H | St. Bonaventure | 61 44 | | | | |
| | | | | 34 | A | Duquesne | 69 68 | | 205 | A | Saint Louis | 69 38 | | | | |
| | | | | 53 | H | Charlotte | 66 71 | | 160 | A | George Washington | 80 67 | | | | |
| | | | | 229 | A | VCU | 55 50 | | 98 | H | Richmond | 82 62 | | | | |

Non-Div I Games:

Saint Joseph's

■ Loss,
 ■ Non-Conf,
 ■ S Site,
 ■ Home
 ■ Away
 N Neutral

| | | | | | | | | | | |
|-------------------|----------|-----------|----------------|------------|-------------|---------------|------|------|-------|-----------|
| Average RPI Win: | 220 | WON-LOST | WINNING | LAST 12 | STRENGTH OF | OPP. STRENGTH | TEAM | ADJ. | CONF. | ADJ CONF. |
| Average RPI Loss: | 133 | RECORD | PCT. RANK | GAMES | SCHEDULE | OF SCHEDULE | RPI | RPI | RPI | RPI |
| DIV. I ONLY | 11- 16 | 217 | 5- 7 | 185 | 115 | 205 | 205 | 9 | 9 | |
| DIV. I NON-CONF. | 6- 9 | 218 | 0- 0 | 224 | 200 | 218 | 218 | 8 | 8 | |
| TOTALS | RPI 1-25 | RPI 26-50 | W-L RECORDS | RPI 51-100 | RPI 101-150 | RPI 150+ | | | | |
| 11- 16 | 0- 0 | 0- 3 | OVERALL | 1- 2 | 1- 5 | 9- 6 | | | | |
| 5- 7 | 0- 0 | 0- 1 | HOME | 0- 2 | 1- 3 | 4- 1 | | | | |
| 6- 9 | 0- 0 | 0- 2 | AWAY | 1- 0 | 0- 2 | 5- 5 | | | | |
| 0- 0 | 0- 0 | 0- 0 | NEUTRAL | 0- 0 | 0- 0 | 0- 0 | | | | |
| 6- 9 | 0- 0 | 0- 1 | NON-CONFERENCE | 0- 0 | 1- 3 | 5- 5 | | | | |
| 3- 3 | 0- 0 | 0- 0 | HOME | 0- 0 | 1- 2 | 2- 1 | | | | |
| 3- 6 | 0- 0 | 0- 1 | AWAY | 0- 0 | 0- 1 | 3- 4 | | | | |
| 0- 0 | 0- 0 | 0- 0 | NEUTRAL | 0- 0 | 0- 0 | 0- 0 | | | | |
| 5- 7 | 0- 0 | 0- 2 | CONFERENCE | 1- 2 | 0- 2 | 4- 1 | | | | |
| 2- 4 | 0- 0 | 0- 1 | HOME | 0- 2 | 0- 1 | 2- 0 | | | | |
| 3- 3 | 0- 0 | 0- 1 | AWAY | 1- 0 | 0- 1 | 2- 1 | | | | |
| 0- 0 | 0- 0 | 0- 0 | NEUTRAL | 0- 0 | 0- 0 | 0- 0 | | | | |

| RPI S | Opponent | Score | RPI S | Opponent | Score | RPI S | Opponent | Score | RPI S | Opponent | Score | Team's RPI: 205 |
|---------------------------|------------------|-------|-------|------------------|------------------|-------|-------------|-------|-------|---------------------|-------|-----------------|
| 33 | A Oklahoma | 68 | 33 | A Oklahoma | 68 | 53 | H Charlotte | 71 | 105 | A Missouri | 67 | |
| 34 | A Duquesne | 68 | 34 | A Duquesne | 68 | 72 | H Fordham | 61 | 107 | H Butler | 67 | |
| 46 | H Saint Joseph's | 69 | 46 | H Saint Joseph's | 69 | 98 | A Richmond | 49 | 110 | H Memphis | 65 | |
| | | | | | | | | | 114 | H Indiana St. | 48 | |
| | | | | | | | | | 115 | H Winthrop | 53 | |
| | | | | | | | | | 126 | A Temple | 54 | |
| | | | | | | | | | 152 | H UNI | 73 | |
| | | | | | | | | | 155 | A UT Martin | 78 | |
| | | | | | | | | | 193 | A Evansville | 59 | |
| | | | | | | | | | 195 | A La Salle | 49 | |
| | | | | | | | | | 196 | A Xavier | 49 | |
| | | | | | | | | | 228 | A Valparaiso | 47 | |
| | | | | | | | | | 229 | H VCU | 46 | |
| | | | | | | | | | 234 | A Neb. Omaha | 42 | |
| | | | | | | | | | 246 | H Western Ill. | 44 | |
| | | | | | | | | | 257 | A Drake | 61 | |
| | | | | | | | | | 280 | H Ill.-Chicago | 49 | |
| | | | | | | | | | 281 | A Southeast Mo. St. | 59 | |
| | | | | | | | | | 286 | A UMKC | 56 | |
| | | | | | | | | | 296 | H Massachusetts | 50 | |
| | | | | | | | | | 301 | A Rhode Island | 48 | |
| LAST 12 Division I GAMES: | | | | | | | | | | | | |
| 301 | A Rhode Island | 48 | 67 | 196 | A Xavier | 49 | 66 | | | | | |
| 107 | H Butler | 67 | 62 | 53 | H Charlotte | 71 | 54 | | | | | |
| 72 | H Fordham | 61 | 56 | 98 | A Richmond | 49 | 52 | | | | | |
| 195 | A La Salle | 49 | 46 | 46 | H Saint Joseph's | 69 | 38 | | | | | |
| 126 | A Temple | 54 | 50 | 34 | A Duquesne | 68 | 41 | | | | | |
| 296 | H Massachusetts | 50 | 59 | 229 | H VCU | 46 | 60 | | | | | |

Non-Div I Games:

Saint Louis

Saint Peter's

Through Games Of Sunday, February 24, 2013

| | | | | | | | | | | |
|-------------------|----------|-----------|----------------|------------|-------------|---------------|------|------|-------|-----------|
| Average RPI Win: | 297 | WON-LOST | WINNING | LAST 12 | STRENGTH OF | OPP. STRENGTH | TEAM | ADJ. | CONF. | ADJ CONF. |
| Average RPI Loss: | 202 | RECORD | PCT. RANK | GAMES | SCHEDULE | OF SCHEDULE | RPI | RPI | RPI | RPI |
| DIV. I ONLY | 2- 25 | 341 | 2- 10 | 214 | 319 | 331 | 331 | 26 | 26 | |
| DIV. I NON-CONF. | 0- 11 | 337 | 0- 0 | 156 | 334 | 334 | 334 | 23 | 23 | |
| TOTALS | RPI 1-25 | RPI 26-50 | W-L RECORDS | RPI 51-100 | RPI 101-150 | RPI 150+ | | | | |
| 2- 25 | 0- 0 | 0- 1 | OVERALL | 0- 1 | 0- 3 | 2- 20 | | | | |
| 0- 14 | 0- 0 | 0- 1 | HOME | 0- 1 | 0- 1 | 0- 11 | | | | |
| 2- 11 | 0- 0 | 0- 0 | AWAY | 0- 0 | 0- 2 | 2- 9 | | | | |
| 0- 0 | 0- 0 | 0- 0 | NEUTRAL | 0- 0 | 0- 0 | 0- 0 | | | | |
| 0- 11 | 0- 0 | 0- 0 | NON-CONFERENCE | 0- 1 | 0- 3 | 0- 7 | | | | |
| 0- 6 | 0- 0 | 0- 0 | HOME | 0- 1 | 0- 1 | 0- 4 | | | | |
| 0- 5 | 0- 0 | 0- 0 | AWAY | 0- 0 | 0- 2 | 0- 3 | | | | |
| 0- 0 | 0- 0 | 0- 0 | NEUTRAL | 0- 0 | 0- 0 | 0- 0 | | | | |
| 2- 14 | 0- 0 | 0- 1 | CONFERENCE | 0- 0 | 0- 0 | 2- 13 | | | | |
| 0- 8 | 0- 0 | 0- 1 | HOME | 0- 0 | 0- 0 | 0- 7 | | | | |
| 2- 6 | 0- 0 | 0- 0 | AWAY | 0- 0 | 0- 0 | 2- 6 | | | | |
| 0- 0 | 0- 0 | 0- 0 | NEUTRAL | 0- 0 | 0- 0 | 0- 0 | | | | |

| RPI S | Opponent | Score | RPI S | Opponent | Score | RPI S | Opponent | Score | RPI S | Opponent | Score | Team's RPI: 331 |
|---------------------------|-------------|-------|-------|-------------|-------|-------|-----------------------|--------|-------|-------------------|-------|-----------------|
| 47 | H Marist | 49 68 | 88 | H Hampton | 40 62 | 106 | A Sacred Heart | 34 79 | 112 | A Navy | 53 64 | |
| | | | | | | 132 | H Akron | 57 103 | 164 | A Iona | 62 93 | |
| | | | | | | 164 | H Iona | 58 84 | 179 | A Fairfield | 49 61 | |
| | | | | | | 179 | H Fairfield | 50 58 | 188 | A Rider | 51 74 | |
| | | | | | | 188 | H Rider | 58 73 | 195 | A La Salle | 55 72 | |
| | | | | | | 202 | H Lehigh | 60 62 | 218 | H Bucknell | 62 69 | |
| | | | | | | 226 | A Stony Brook | 41 63 | 230 | A Niagara | 55 67 | |
| | | | | | | 230 | H Niagara | 46 54 | 237 | A Loyola Maryland | 47 56 | |
| | | | | | | 251 | H Fairleigh Dickinson | 50 55 | 265 | A Siena | 67 70 | |
| | | | | | | 265 | H Siena | 60 75 | 272 | A Canisius | 74 65 | |
| | | | | | | 272 | H Canisius | 52 62 | 292 | H NJIT | 35 62 | |
| | | | | | | 298 | A Brown | 48 82 | 322 | A Manhattan | 60 49 | |
| | | | | | | 322 | H Manhattan | 66 73 | | | | |
| LAST 12 Division I GAMES: | | | | | | | | | | | | |
| 188 | H Rider | 58 73 | 47 | H Marist | 49 68 | 292 | H NJIT | 35 62 | | | | |
| 265 | A Siena | 67 70 | 179 | H Fairfield | 50 58 | 298 | A Brown | 48 82 | | | | |
| 179 | A Fairfield | 49 61 | 322 | A Manhattan | 60 49 | | | | | | | |
| 164 | H Iona | 58 84 | 188 | A Rider | 51 74 | | | | | | | |
| 230 | A Niagara | 55 67 | 164 | A Iona | 62 93 | | | | | | | |
| 272 | A Canisius | 74 65 | 265 | H Siena | 60 75 | | | | | | | |

Non-Div I Games:

Saint Peter's

■ Loss,
 ■ Non-Conf,
 ■ S Site,
 ■ Home
 ■ A Away
 N Neutral

| Average RPI Win: | 231 | WON-LOST | WINNING | LAST 12 | STRENGTH OF | OPP. STRENGTH | TEAM | ADJ. | CONF. | ADJ CONF. |
|-------------------|----------|-----------|----------------|------------|-------------|---------------|------|------|-------|-----------|
| Average RPI Loss: | 132 | RECORD | PCT. RANK | GAMES | SCHEDULE | OF SCHEDULE | RPI | RPI | RPI | RPI |
| DIV. I ONLY | 13- 12 | 152 | 8- 4 | 130 | 288 | 125 | 125 | 20 | 20 | |
| DIV. I NON-CONF. | 3- 8 | 275 | 0- 0 | 62 | 222 | 177 | 177 | 20 | 20 | |
| TOTALS | RPI 1-25 | RPI 26-50 | W-L RECORDS | RPI 51-100 | RPI 101-150 | RPI 150+ | | | | |
| 13- 12 | 0- 2 | 0- 0 | OVERALL | 1- 1 | 2- 3 | 10- 6 | | | | |
| 6- 2 | 0- 0 | 0- 0 | HOME | 0- 0 | 1- 1 | 5- 1 | | | | |
| 5- 9 | 0- 2 | 0- 0 | AWAY | 0- 1 | 1- 1 | 4- 5 | | | | |
| 2- 1 | 0- 0 | 0- 0 | NEUTRAL | 1- 0 | 0- 1 | 1- 0 | | | | |
| 3- 8 | 0- 2 | 0- 0 | NON-CONFERENCE | 1- 1 | 0- 1 | 2- 4 | | | | |
| 0- 1 | 0- 0 | 0- 0 | HOME | 0- 0 | 0- 0 | 0- 1 | | | | |
| 1- 6 | 0- 2 | 0- 0 | AWAY | 0- 1 | 0- 0 | 1- 3 | | | | |
| 2- 1 | 0- 0 | 0- 0 | NEUTRAL | 1- 0 | 0- 1 | 1- 0 | | | | |
| 10- 4 | 0- 0 | 0- 0 | CONFERENCE | 0- 0 | 2- 2 | 8- 2 | | | | |
| 6- 1 | 0- 0 | 0- 0 | HOME | 0- 0 | 1- 1 | 5- 0 | | | | |
| 4- 3 | 0- 0 | 0- 0 | AWAY | 0- 0 | 1- 1 | 3- 2 | | | | |
| 0- 0 | 0- 0 | 0- 0 | NEUTRAL | 0- 0 | 0- 0 | 0- 0 | | | | |

| RPI | S | Opponent | Score | RPI | S | Opponent | Score | RPI | S | Opponent | Score | RPI | S | Opponent | Score | Team's RPI: 125 |
|---------------------------|---|--------------------|-------|-----|---|------------------|-------|-----|---|-------------|-------|-----|---|--------------------|-------|-----------------|
| 15 | A | Nebraska | 72 85 | | | | | 75 | N | Albany (NY) | 71 68 | 106 | N | Sacred Heart | 62 66 | |
| 20 | A | Delaware | 31 63 | | | | | 84 | A | UTEP | 66 85 | 122 | A | Oral Roberts | 40 90 | |
| | | | | | | | | | | | | 122 | H | Oral Roberts | 54 47 | |
| | | | | | | | | | | | | 134 | A | Lamar | 59 57 | |
| | | | | | | | | | | | | 134 | H | Lamar | 48 52 | |
| | | | | | | | | | | | | 157 | H | Texas Southern | 57 62 | |
| | | | | | | | | | | | | 159 | A | McNeese St. | 58 62 | |
| | | | | | | | | | | | | 159 | H | McNeese St. | 60 53 | |
| | | | | | | | | | | | | 162 | A | Nicholls St. | 70 63 | |
| | | | | | | | | | | | | 171 | A | TCU | 60 67 | |
| | | | | | | | | | | | | 177 | A | Long Beach St. | 49 50 | |
| | | | | | | | | | | | | 181 | A | South Ala. | 61 71 | |
| | | | | | | | | | | | | 204 | H | Stephen F. Austin | 64 50 | |
| | | | | | | | | | | | | 256 | A | Central Ark. | 51 71 | |
| | | | | | | | | | | | | 256 | H | Central Ark. | 64 48 | |
| | | | | | | | | | | | | 274 | H | Northwestern St. | 72 61 | |
| | | | | | | | | | | | | 290 | A | Southeastern La. | 58 53 | |
| | | | | | | | | | | | | 319 | N | Grambling | 73 55 | |
| | | | | | | | | | | | | 329 | A | A&M-Corpus Christi | 68 53 | |
| | | | | | | | | | | | | 329 | H | A&M-Corpus Christi | 65 46 | |
| | | | | | | | | | | | | 344 | A | Houston Baptist | 75 58 | |
| LAST 12 Division I GAMES: | | | | | | | | | | | | | | | | |
| 204 | H | Stephen F. Austin | 64 50 | 162 | A | Nicholls St. | 70 63 | | | | | | | | | |
| 256 | A | Central Ark. | 51 71 | 290 | A | Southeastern La. | 58 53 | | | | | | | | | |
| 122 | A | Oral Roberts | 40 90 | 122 | H | Oral Roberts | 54 47 | | | | | | | | | |
| 134 | H | Lamar | 48 52 | 256 | H | Central Ark. | 64 48 | | | | | | | | | |
| 159 | H | McNeese St. | 60 53 | 159 | A | McNeese St. | 58 62 | | | | | | | | | |
| 329 | A | A&M-Corpus Christi | 68 53 | 134 | A | Lamar | 59 57 | | | | | | | | | |

Non-Div I Games: Tex. A&M-Commerce 78 50

Sam Houston St.

| | | | | | | | | | | |
|-------------------|----------|-----------|----------------|------------|-------------|---------------|------|------|-------|-----------|
| Average RPI Win: | 264 | WON-LOST | WINNING | LAST 12 | STRENGTH OF | OPP. STRENGTH | TEAM | ADJ. | CONF. | ADJ CONF. |
| Average RPI Loss: | 159 | RECORD | PCT. RANK | GAMES | SCHEDULE | OF SCHEDULE | RPI | RPI | RPI | RPI |
| DIV. I ONLY | 11- 15 | 205 | 4- 8 | 293 | 214 | 255 | 255 | 21 | 21 | |
| DIV. I NON-CONF. | 2- 6 | 288 | 0- 0 | 332 | 131 | 320 | 320 | 25 | 25 | |
| TOTALS | RPI 1-25 | RPI 26-50 | W-L RECORDS | RPI 51-100 | RPI 101-150 | RPI 150+ | | | | |
| 11- 15 | 0- 1 | 0- 0 | OVERALL | 0- 5 | 1- 0 | 10- 9 | | | | |
| 7- 4 | 0- 0 | 0- 0 | HOME | 0- 2 | 1- 0 | 6- 2 | | | | |
| 4- 11 | 0- 1 | 0- 0 | AWAY | 0- 3 | 0- 0 | 4- 7 | | | | |
| 0- 0 | 0- 0 | 0- 0 | NEUTRAL | 0- 0 | 0- 0 | 0- 0 | | | | |
| 2- 6 | 0- 1 | 0- 0 | NON-CONFERENCE | 0- 1 | 0- 0 | 2- 4 | | | | |
| 1- 1 | 0- 0 | 0- 0 | HOME | 0- 0 | 0- 0 | 1- 1 | | | | |
| 1- 5 | 0- 1 | 0- 0 | AWAY | 0- 1 | 0- 0 | 1- 3 | | | | |
| 0- 0 | 0- 0 | 0- 0 | NEUTRAL | 0- 0 | 0- 0 | 0- 0 | | | | |
| 9- 9 | 0- 0 | 0- 0 | CONFERENCE | 0- 4 | 1- 0 | 8- 5 | | | | |
| 6- 3 | 0- 0 | 0- 0 | HOME | 0- 2 | 1- 0 | 5- 1 | | | | |
| 3- 6 | 0- 0 | 0- 0 | AWAY | 0- 2 | 0- 0 | 3- 4 | | | | |
| 0- 0 | 0- 0 | 0- 0 | NEUTRAL | 0- 0 | 0- 0 | 0- 0 | | | | |

| RPI 1-25 | | | | RPI 26-50 | | | | RPI 51-100 | | | | RPI 101+ Team's RPI: 255 | | | |
|---------------------------|---|--------------------|-------|-----------|---|-----------------|-------|------------|---|-------------|-------|--------------------------|---|--------------------|-------|
| RPI | S | Opponent | Score | RPI | S | Opponent | Score | RPI | S | Opponent | Score | RPI | S | Opponent | Score |
| 23 | A | Florida St. | 42 77 | | | | | 56 | A | Chattanooga | 46 60 | 103 | H | Appalachian St. | 66 64 |
| | | | | | | | | 56 | H | Chattanooga | 60 66 | 166 | A | Clemson | 51 63 |
| | | | | | | | | 87 | A | Davidson | 51 63 | 174 | A | Col. of Charleston | 62 63 |
| | | | | | | | | 87 | H | Davidson | 38 58 | 174 | H | Col. of Charleston | 56 47 |
| | | | | | | | | 90 | A | Auburn | 51 80 | 178 | A | Elon | 41 65 |
| | | | | | | | | | | | | 178 | H | Elon | 65 59 |
| | | | | | | | | | | | | 184 | A | Tennessee Tech | 56 65 |
| | | | | | | | | | | | | 199 | A | Furman | 55 59 |
| | | | | | | | | | | | | 199 | H | Furman | 65 33 |
| | | | | | | | | | | | | 213 | H | Tennessee St. | 40 57 |
| | | | | | | | | | | | | 245 | A | Oregon | 61 72 |
| | | | | | | | | | | | | 308 | A | Ga. Southern | 51 52 |
| | | | | | | | | | | | | 308 | H | Ga. Southern | 56 41 |
| | | | | | | | | | | | | 316 | A | Western Caro. | 47 38 |
| | | | | | | | | | | | | 317 | A | UNC Greensboro | 60 46 |
| | | | | | | | | | | | | 317 | H | UNC Greensboro | 51 52 |
| | | | | | | | | | | | | 320 | A | Wofford | 59 45 |
| | | | | | | | | | | | | 320 | H | Wofford | 52 46 |
| | | | | | | | | | | | | 325 | H | Alabama St. | 49 19 |
| | | | | | | | | | | | | 343 | A | Jacksonville St. | 48 45 |
| LAST 12 Division I GAMES: | | | | | | | | | | | | | | | |
| 87 | H | Davidson | 38 58 | 199 | A | Furman | 55 59 | | | | | | | | |
| 174 | A | Col. of Charleston | 62 63 | 320 | A | Wofford | 59 45 | | | | | | | | |
| 308 | A | Ga. Southern | 51 52 | 103 | H | Appalachian St. | 66 64 | | | | | | | | |
| 178 | H | Elon | 65 59 | 56 | H | Chattanooga | 60 66 | | | | | | | | |
| 317 | H | UNC Greensboro | 51 52 | 87 | A | Davidson | 51 63 | | | | | | | | |
| 56 | A | Chattanooga | 46 60 | 316 | A | Western Caro. | 47 38 | | | | | | | | |

Non-Div I Games: Aub.-Montgomery 62 24

Samford

■ Loss,
 ■ Non-Conf, S Site,
 ■ Home
 ■ Away
 N Neutral

| | | | | | | | | | | |
|-------------------|----------|-----------|----------------|------------|-------------|---------------|------|------|-------|-----------|
| Average RPI Win: | 187 | WON-LOST | WINNING | LAST 12 | STRENGTH OF | OPP. STRENGTH | TEAM | ADJ. | CONF. | ADJ CONF. |
| Average RPI Loss: | 61 | RECORD | PCT. RANK | GAMES | SCHEDULE | OF SCHEDULE | RPI | RPI | RPI | RPI |
| DIV. I ONLY | 17- 8 | 73 | 10- 2 | 128 | 78 | 80 | 80 | 7 | 7 | |
| DIV. I NON-CONF. | 6- 4 | 125 | 0- 0 | 141 | 70 | 124 | 124 | 7 | 7 | |
| TOTALS | RPI 1-25 | RPI 26-50 | W-L RECORDS | RPI 51-100 | RPI 101-150 | RPI 150+ | | | | |
| 17- 8 | 0- 0 | 2- 4 | OVERALL | 1- 3 | 2- 1 | 12- 0 | | | | |
| 10- 4 | 0- 0 | 1- 3 | HOME | 1- 1 | 2- 0 | 6- 0 | | | | |
| 6- 4 | 0- 0 | 1- 1 | AWAY | 0- 2 | 0- 1 | 5- 0 | | | | |
| 1- 0 | 0- 0 | 0- 0 | NEUTRAL | 0- 0 | 0- 0 | 1- 0 | | | | |
| 6- 4 | 0- 0 | 0- 2 | NON-CONFERENCE | 1- 1 | 1- 1 | 4- 0 | | | | |
| 4- 2 | 0- 0 | 0- 2 | HOME | 1- 0 | 1- 0 | 2- 0 | | | | |
| 1- 2 | 0- 0 | 0- 0 | AWAY | 0- 1 | 0- 1 | 1- 0 | | | | |
| 1- 0 | 0- 0 | 0- 0 | NEUTRAL | 0- 0 | 0- 0 | 1- 0 | | | | |
| 11- 4 | 0- 0 | 2- 2 | CONFERENCE | 0- 2 | 1- 0 | 8- 0 | | | | |
| 6- 2 | 0- 0 | 1- 1 | HOME | 0- 1 | 1- 0 | 4- 0 | | | | |
| 5- 2 | 0- 0 | 1- 1 | AWAY | 0- 1 | 0- 0 | 4- 0 | | | | |
| 0- 0 | 0- 0 | 0- 0 | NEUTRAL | 0- 0 | 0- 0 | 0- 0 | | | | |

| RPI 1-25 | | | RPI 26-50 | | | RPI 51-100 | | | Team's RPI: 80 | | | RPI 101+ | | | |
|---------------------------|---|----------|-----------|-----|---|------------------|-------|-----|----------------|------------------|-------|----------|---|------------------|-------|
| RPI | S | Opponent | Score | RPI | S | Opponent | Score | RPI | S | Opponent | Score | RPI | S | Opponent | Score |
| | | | | 35 | H | Iowa | 73 83 | 60 | H | Central Mich. | 78 72 | 101 | H | Northern Colo. | 78 44 |
| | | | | 36 | A | St. Mary's (CA) | 73 70 | 66 | A | BYU | 48 53 | 109 | A | Arizona St. | 39 72 |
| | | | | 36 | H | St. Mary's (CA) | 67 50 | 66 | H | BYU | 54 57 | 137 | H | Santa Clara | 59 48 |
| | | | | 38 | H | San Diego St. | 54 58 | 83 | A | Cal Poly | 50 69 | 177 | H | Long Beach St. | 67 49 |
| | | | | 45 | A | Gonzaga | 57 77 | | | | | 189 | A | San Francisco | 63 61 |
| | | | | 45 | H | Gonzaga | 50 62 | | | | | 189 | H | San Francisco | 62 52 |
| | | | | | | | | | | | | 197 | A | Loyola Marymount | 66 59 |
| | | | | | | | | | | | | 197 | H | Loyola Marymount | 88 78 |
| | | | | | | | | | | | | 224 | A | Portland | 69 63 |
| | | | | | | | | | | | | 224 | H | Portland | 72 54 |
| | | | | | | | | | | | | 263 | A | Pepperdine | 79 61 |
| | | | | | | | | | | | | 263 | H | Pepperdine | 71 50 |
| | | | | | | | | | | | | 276 | N | Boise St. | 77 70 |
| | | | | | | | | | | | | 278 | H | San Jose St. | 91 52 |
| | | | | | | | | | | | | 326 | A | Air Force | 74 43 |
| LAST 12 Division I GAMES: | | | | | | | | | | | | | | | |
| | | | | 189 | H | San Francisco | 62 52 | 137 | H | Santa Clara | 59 48 | | | | |
| | | | | 36 | H | St. Mary's (CA) | 67 50 | 263 | A | Pepperdine | 79 61 | | | | |
| | | | | 197 | A | Loyola Marymount | 66 59 | 224 | H | Portland | 72 54 | | | | |
| | | | | 263 | H | Pepperdine | 71 50 | 45 | H | Gonzaga | 50 62 | | | | |
| | | | | 66 | A | BYU | 48 53 | 36 | A | St. Mary's (CA) | 73 70 | | | | |
| | | | | 189 | A | San Francisco | 63 61 | 197 | H | Loyola Marymount | 88 78 | | | | |

Non-Div I Games: Point Loma 81 56 Cal St. San Marcos 69 44

San Diego

Loss, Non-Conf, S Site, H Home A Away N Neutral

San Diego St.

Through Games Of Sunday, February 24, 2013

| | | | | | | | | | | |
|-------------------|----------|-----------|----------------|------------|-------------|---------------|------|------|-------|-----------|
| Average RPI Win: | 188 | WON-LOST | WINNING | LAST 12 | STRENGTH OF | OPP. STRENGTH | TEAM | ADJ. | CONF. | ADJ CONF. |
| Average RPI Loss: | 49 | RECORD | PCT. RANK | GAMES | SCHEDULE | OF SCHEDULE | RPI | RPI | RPI | RPI |
| DIV. I ONLY | 19- 5 | 28 | 12- 0 | 90 | 105 | 38 | 38 | 17 | 17 | |
| DIV. I NON-CONF. | 7- 4 | 103 | 0- 0 | 30 | 20 | 40 | 40 | 16 | 16 | |
| TOTALS | RPI 1-25 | RPI 26-50 | W-L RECORDS | RPI 51-100 | RPI 101-150 | RPI 150+ | | | | |
| 19- 5 | 0- 2 | 0- 1 | OVERALL | 7- 2 | 1- 0 | 11- 0 | | | | |
| 9- 2 | 0- 0 | 0- 1 | HOME | 2- 1 | 1- 0 | 6- 0 | | | | |
| 9- 3 | 0- 2 | 0- 0 | AWAY | 4- 1 | 0- 0 | 5- 0 | | | | |
| 1- 0 | 0- 0 | 0- 0 | NEUTRAL | 1- 0 | 0- 0 | 0- 0 | | | | |
| 7- 4 | 0- 2 | 0- 1 | NON-CONFERENCE | 4- 1 | 1- 0 | 2- 0 | | | | |
| 4- 1 | 0- 0 | 0- 1 | HOME | 1- 0 | 1- 0 | 2- 0 | | | | |
| 2- 3 | 0- 2 | 0- 0 | AWAY | 2- 1 | 0- 0 | 0- 0 | | | | |
| 1- 0 | 0- 0 | 0- 0 | NEUTRAL | 1- 0 | 0- 0 | 0- 0 | | | | |
| 12- 1 | 0- 0 | 0- 0 | CONFERENCE | 3- 1 | 0- 0 | 9- 0 | | | | |
| 5- 1 | 0- 0 | 0- 0 | HOME | 1- 1 | 0- 0 | 4- 0 | | | | |
| 7- 0 | 0- 0 | 0- 0 | AWAY | 2- 0 | 0- 0 | 5- 0 | | | | |
| 0- 0 | 0- 0 | 0- 0 | NEUTRAL | 0- 0 | 0- 0 | 0- 0 | | | | |

| RPI 1-25 | | | | RPI 26-50 | | | | Team's RPI: 38 | | | | RPI 51-100 | | | | RPI 101+ | | | |
|---------------------------|---|--------------|-------|-----------|---|--------------|-------|----------------|---|------------|-------|------------|---|---------------------|-------|----------|---|----------|-------|
| RPI | S | Opponent | Score | RPI | S | Opponent | Score | RPI | S | Opponent | Score | RPI | S | Opponent | Score | RPI | S | Opponent | Score |
| 17 | A | UCLA | 52 66 | 39 | H | Oklahoma St. | 72 80 | 56 | H | SMU | 88 72 | 119 | H | Southern California | 80 46 | | | | |
| 19 | A | Colorado | 53 67 | | | | | 72 | A | Washington | 58 59 | 194 | A | New Mexico | 63 39 | | | | |
| | | | | | | | | 74 | A | Wyoming | 57 51 | 240 | A | Colorado St. | 48 44 | | | | |
| | | | | | | | | 74 | H | Wyoming | 66 43 | 240 | H | Colorado St. | 60 44 | | | | |
| | | | | | | | | 80 | A | San Diego | 58 54 | 243 | H | UC Irvine | 63 53 | | | | |
| | | | | | | | | 83 | A | Cal Poly | 73 56 | 259 | A | UNLV | 74 60 | | | | |
| | | | | | | | | 90 | N | Auburn | 78 57 | 259 | H | UNLV | 86 50 | | | | |
| | | | | | | | | 97 | A | Fresno St. | 74 49 | 269 | A | Nevada | 58 45 | | | | |
| | | | | | | | | 97 | H | Fresno St. | 72 80 | 269 | H | Nevada | 69 57 | | | | |
| | | | | | | | | | | | | 276 | A | Boise St. | 64 40 | | | | |
| | | | | | | | | | | | | 315 | H | Savannah St. | 72 51 | | | | |
| | | | | | | | | | | | | 326 | H | Air Force | 68 46 | | | | |
| LAST 12 Division I GAMES: | | | | | | | | | | | | | | | | | | | |
| 269 | A | Nevada | 58 45 | 326 | H | Air Force | 68 46 | | | | | | | | | | | | |
| 74 | A | Wyoming | 57 51 | 194 | A | New Mexico | 63 39 | | | | | | | | | | | | |
| 259 | H | UNLV | 86 50 | 269 | H | Nevada | 69 57 | | | | | | | | | | | | |
| 240 | H | Colorado St. | 60 44 | 74 | H | Wyoming | 66 43 | | | | | | | | | | | | |
| 97 | A | Fresno St. | 74 49 | 259 | A | UNLV | 74 60 | | | | | | | | | | | | |
| 276 | A | Boise St. | 64 40 | 240 | A | Colorado St. | 48 44 | | | | | | | | | | | | |

Non-Div I Games: Cal St. Dom. Hills 66 30 Fresno Pacific 90 41

San Diego St.

Loss, Non-Conf, S Site, H Home A Away N Neutral

San Francisco

Through Games Of Sunday, February 24, 2013

| | | | | | | | | | | |
|-------------------|--------------|------------|----------------|------------|-------------|---------------|------------|----------|----------|-----------|
| Average RPI Win: | 194 | WON-LOST | WINNING | LAST 12 | STRENGTH OF | OPP. STRENGTH | TEAM | ADJ. | CONF. | ADJ CONF. |
| Average RPI Loss: | 112 | RECORD | PCT. RANK | GAMES | SCHEDULE | OF SCHEDULE | RPI | RPI | RPI | RPI |
| DIV. I ONLY | 9- 17 | 258 | 3- 9 | 72 | 134 | 189 | 189 | 7 | 7 | |
| DIV. I NON-CONF. | 6- 6 | 159 | 0- 0 | 109 | 249 | 143 | 143 | 7 | 7 | |
| <hr/> | | | | | | | | | | |
| TOTALS | RPI 1-25 | RPI 26-50 | W-L RECORDS | RPI 51-100 | RPI 101-150 | RPI 150+ | | | | |
| 9- 17 | 0- 0 | 0- 5 | OVERALL | 2- 5 | 1- 4 | 6- 3 | | | | |
| 6- 6 | 0- 0 | 0- 2 | HOME | 1- 3 | 1- 1 | 4- 0 | | | | |
| 3- 11 | 0- 0 | 0- 0 | AWAY | 1- 0 | 0- 1 | 2- 0 | | | | |
| 0- 0 | 0- 0 | 0- 0 | NEUTRAL | 0- 0 | 0- 0 | 0- 0 | | | | |
| 6- 6 | 0- 0 | 0- 1 | NON-CONFERENCE | 1- 2 | 1- 2 | 4- 1 | | | | |
| 4- 2 | 0- 0 | 0- 0 | HOME | 0- 2 | 1- 0 | 3- 0 | | | | |
| 2- 4 | 0- 0 | 0- 1 | AWAY | 1- 0 | 0- 2 | 1- 1 | | | | |
| 0- 0 | 0- 0 | 0- 0 | NEUTRAL | 0- 0 | 0- 0 | 0- 0 | | | | |
| 3- 11 | 0- 0 | 0- 4 | CONFERENCE | 1- 3 | 0- 2 | 2- 2 | | | | |
| 2- 4 | 0- 0 | 0- 2 | HOME | 1- 1 | 0- 1 | 1- 0 | | | | |
| 1- 7 | 0- 0 | 0- 2 | AWAY | 0- 2 | 0- 1 | 1- 2 | | | | |
| 0- 0 | 0- 0 | 0- 0 | NEUTRAL | 0- 0 | 0- 0 | 0- 0 | | | | |

| RPI 1-25 | | | | RPI 26-50 | | | | RPI 51-100 | | | | RPI 101+ Team's RPI: 189 | | | |
|---------------------------|---|----------|-------|-----------|---|-----------------|--------|------------|---|------------------|-------|--------------------------|---|--------------------|-------|
| RPI | S | Opponent | Score | RPI | S | Opponent | Score | RPI | S | Opponent | Score | RPI | S | Opponent | Score |
| | | | | 36 | A | St. Mary's (CA) | 63 68 | 66 | A | BYU | 58 80 | 128 | H | Hawaii | 65 52 |
| | | | | 36 | H | St. Mary's (CA) | 48 68 | 66 | H | BYU | 65 56 | 129 | A | Cal St. Northridge | 33 77 |
| | | | | 45 | A | Gonzaga | 65 101 | 72 | H | Fordham | 48 55 | 137 | A | Santa Clara | 48 61 |
| | | | | 45 | H | Gonzaga | 46 84 | 80 | A | San Diego | 52 62 | 137 | H | Santa Clara | 64 69 |
| | | | | 48 | A | Pacific | 59 75 | 80 | H | San Diego | 61 63 | 149 | A | Sacramento St. | 60 68 |
| | | | | | | | | 83 | A | Cal Poly | 71 67 | 197 | A | Loyola Marymount | 50 65 |
| | | | | | | | | 97 | H | Fresno St. | 63 72 | 212 | H | UC Davis | 72 65 |
| | | | | | | | | | | | | 224 | A | Portland | 75 71 |
| | | | | | | | | | | | | 224 | H | Portland | 88 81 |
| | | | | | | | | | | | | 254 | A | UTSA | 61 60 |
| | | | | | | | | | | | | 263 | A | Pepperdine | 67 71 |
| | | | | | | | | | | | | 276 | H | Boise St. | 75 61 |
| | | | | | | | | | | | | 278 | H | San Jose St. | 92 64 |
| | | | | | | | | | | | | 289 | A | Cal St. Fullerton | 55 60 |
| LAST 12 Division I GAMES: | | | | | | | | | | | | | | | |
| | | | | 80 | A | San Diego | 52 62 | 36 | A | St. Mary's (CA) | 63 68 | | | | |
| | | | | 45 | A | Gonzaga | 65 101 | 66 | H | BYU | 65 56 | | | | |
| | | | | 224 | A | Portland | 75 71 | 137 | A | Santa Clara | 48 61 | | | | |
| | | | | 137 | H | Santa Clara | 64 69 | 197 | A | Loyola Marymount | 50 65 | | | | |
| | | | | 45 | H | Gonzaga | 46 84 | 224 | H | Portland | 88 81 | | | | |
| | | | | 80 | H | San Diego | 61 63 | 263 | A | Pepperdine | 67 71 | | | | |

Non-Div I Games: Notre Dame de Namur93 43

San Francisco

■ Loss,
 ■ Non-Conf,
 ■ S Site,
 ■ Home
 ■ Away
 N Neutral

| | | | | | | | | | | |
|-------------------|----------|-----------|----------------|------------|-------------|---------------|------|------|-------|-----------|
| Average RPI Win: | 226 | WON-LOST | WINNING | LAST 12 | STRENGTH OF | OPP. STRENGTH | TEAM | ADJ. | CONF. | ADJ CONF. |
| Average RPI Loss: | 176 | RECORD | PCT. RANK | GAMES | SCHEDULE | OF SCHEDULE | RPI | RPI | RPI | RPI |
| DIV. I ONLY | 8- 16 | 269 | 5- 7 | 190 | 235 | 278 | 278 | 25 | 25 | |
| DIV. I NON-CONF. | 2- 8 | 305 | 0- 0 | 180 | 212 | 303 | 303 | 26 | 26 | |
| TOTALS | RPI 1-25 | RPI 26-50 | W-L RECORDS | RPI 51-100 | RPI 101-150 | RPI 150+ | | | | |
| 8- 16 | 0- 0 | 0- 1 | OVERALL | 0- 1 | 2- 3 | 6- 11 | | | | |
| 7- 5 | 0- 0 | 0- 1 | HOME | 0- 0 | 2- 1 | 5- 3 | | | | |
| 1- 11 | 0- 0 | 0- 0 | AWAY | 0- 1 | 0- 2 | 1- 8 | | | | |
| 0- 0 | 0- 0 | 0- 0 | NEUTRAL | 0- 0 | 0- 0 | 0- 0 | | | | |
| 2- 8 | 0- 0 | 0- 1 | NON-CONFERENCE | 0- 1 | 1- 2 | 1- 4 | | | | |
| 2- 3 | 0- 0 | 0- 1 | HOME | 0- 0 | 1- 1 | 1- 1 | | | | |
| 0- 5 | 0- 0 | 0- 0 | AWAY | 0- 1 | 0- 1 | 0- 3 | | | | |
| 0- 0 | 0- 0 | 0- 0 | NEUTRAL | 0- 0 | 0- 0 | 0- 0 | | | | |
| 6- 8 | 0- 0 | 0- 0 | CONFERENCE | 0- 0 | 1- 1 | 5- 7 | | | | |
| 5- 2 | 0- 0 | 0- 0 | HOME | 0- 0 | 1- 0 | 4- 2 | | | | |
| 1- 6 | 0- 0 | 0- 0 | AWAY | 0- 0 | 0- 1 | 1- 5 | | | | |
| 0- 0 | 0- 0 | 0- 0 | NEUTRAL | 0- 0 | 0- 0 | 0- 0 | | | | |

| RPI S | Opponent | Score | RPI S | Opponent | Score | RPI S | Opponent | Score | RPI S | Opponent | Score | Team's RPI: 278 |
|---------------------------|-------------------|-------|-------|------------------|--------|-------|---------------------|--------|-------|----------------------|-------|-----------------|
| 48 | H Pacific | 60 74 | 80 | A San Diego | 52 91 | 102 | A Eastern Ill. | 67 88 | 129 | H Cal St. Northridge | 73 63 | |
| | | | | | | 137 | H Santa Clara | 47 62 | 145 | A Seattle | 60 72 | |
| | | | | | | 145 | H Seattle | 74 65 | 153 | A Utah St. | 54 87 | |
| | | | | | | 153 | H Utah St. | 103 80 | 170 | A Idaho | 65 82 | |
| | | | | | | 170 | H Idaho | 66 83 | 180 | A Louisiana Tech | 80 94 | |
| | | | | | | 189 | A San Francisco | 64 92 | 193 | A Evansville | 65 74 | |
| | | | | | | 216 | A Denver | 68 83 | 216 | H Denver | 68 67 | |
| | | | | | | 244 | H Southern Utah | 82 93 | 252 | A New Mexico St. | 70 90 | |
| | | | | | | 252 | H New Mexico St. | 51 50 | 254 | H UTSA | 54 57 | |
| | | | | | | 289 | A Cal St. Fullerton | 59 60 | 302 | H Texas St. | 98 96 | |
| | | | | | | 304 | H Utah Valley | 81 72 | 307 | A Texas-Arlington | 78 70 | |
| LAST 12 Division I GAMES: | | | | | | | | | | | | |
| 216 | A Denver | 68 83 | 180 | A Louisiana Tech | 80 94 | | | | | | | |
| 252 | A New Mexico St. | 70 90 | 252 | H New Mexico St. | 51 50 | | | | | | | |
| 153 | A Utah St. | 54 87 | 216 | H Denver | 68 67 | | | | | | | |
| 170 | H Idaho | 66 83 | 153 | H Utah St. | 103 80 | | | | | | | |
| 145 | H Seattle | 74 65 | 145 | A Seattle | 60 72 | | | | | | | |
| 307 | A Texas-Arlington | 78 70 | 170 | A Idaho | 65 82 | | | | | | | |

Non-Div I Games: San Fran. St. 70 51

San Jose St.

Santa Clara

Through Games Of Sunday, February 24, 2013

| | | | | | | | | | | |
|-------------------|----------|-----------|----------------|------------|-------------|---------------|------|------|-------|-----------|
| Average RPI Win: | 227 | WON-LOST | WINNING | LAST 12 | STRENGTH OF | OPP. STRENGTH | TEAM | ADJ. | CONF. | ADJ CONF. |
| Average RPI Loss: | 92 | RECORD | PCT. RANK | GAMES | SCHEDULE | OF SCHEDULE | RPI | RPI | RPI | RPI |
| DIV. I ONLY | 14- 13 | 153 | 5- 7 | 119 | 120 | 137 | 137 | 7 | 7 | |
| DIV. I NON-CONF. | 8- 5 | 114 | 0- 0 | 90 | 241 | 91 | 91 | 7 | 7 | |
| TOTALS | RPI 1-25 | RPI 26-50 | W-L RECORDS | RPI 51-100 | RPI 101-150 | RPI 150+ | | | | |
| 14- 13 | 0- 1 | 0- 5 | OVERALL | 1- 3 | 0- 1 | 13- 3 | | | | |
| 7- 6 | 0- 1 | 0- 2 | HOME | 1- 1 | 0- 1 | 6- 1 | | | | |
| 6- 6 | 0- 0 | 0- 0 | AWAY | 0- 0 | 0- 0 | 6- 1 | | | | |
| 1- 1 | 0- 0 | 0- 1 | NEUTRAL | 0- 0 | 0- 0 | 1- 0 | | | | |
| 8- 5 | 0- 1 | 0- 2 | NON-CONFERENCE | 1- 0 | 0- 1 | 7- 1 | | | | |
| 4- 2 | 0- 1 | 0- 0 | HOME | 1- 0 | 0- 1 | 3- 0 | | | | |
| 3- 2 | 0- 0 | 0- 1 | AWAY | 0- 0 | 0- 0 | 3- 1 | | | | |
| 1- 1 | 0- 0 | 0- 1 | NEUTRAL | 0- 0 | 0- 0 | 1- 0 | | | | |
| 6- 8 | 0- 0 | 0- 3 | CONFERENCE | 0- 3 | 0- 0 | 6- 2 | | | | |
| 3- 4 | 0- 0 | 0- 2 | HOME | 0- 1 | 0- 0 | 3- 1 | | | | |
| 3- 4 | 0- 0 | 0- 1 | AWAY | 0- 2 | 0- 0 | 3- 1 | | | | |
| 0- 0 | 0- 0 | 0- 0 | NEUTRAL | 0- 0 | 0- 0 | 0- 0 | | | | |

| RPI | S | Opponent | Score | RPI | S | Opponent | Score | RPI | S | Opponent | Score | RPI | S | Opponent | Score | Team's RPI: 137 |
|---------------------------|---|------------------|-------|-----|---|------------------|-------|-----|---|------------|-------|-----|---|--------------------|-------|-----------------|
| 3 | H | Stanford | 57 92 | 36 | H | St. Mary's (CA) | 50 56 | 66 | A | BYU | 42 65 | 129 | H | Cal St. Northridge | 67 70 | |
| | | | | 43 | N | Toledo | 48 73 | 66 | H | BYU | 48 65 | 177 | A | Long Beach St. | 68 67 | |
| | | | | 45 | A | Gonzaga | 50 79 | 80 | A | San Diego | 48 59 | 189 | A | San Francisco | 69 64 | |
| | | | | 45 | H | Gonzaga | 55 70 | 97 | H | Fresno St. | 58 53 | 189 | H | San Francisco | 61 48 | |
| | | | | 48 | A | Pacific | 45 72 | | | | | 197 | A | Loyola Marymount | 50 71 | |
| | | | | | | | | | | | | 197 | H | Loyola Marymount | 58 54 | |
| | | | | | | | | | | | | 212 | A | UC Davis | 59 70 | |
| | | | | | | | | | | | | 219 | N | Cleveland St. | 82 71 | |
| | | | | | | | | | | | | 224 | A | Portland | 59 58 | |
| | | | | | | | | | | | | 224 | H | Portland | 68 71 | |
| | | | | | | | | | | | | 243 | H | UC Irvine | 77 54 | |
| | | | | | | | | | | | | 259 | H | UNLV | 70 64 | |
| | | | | | | | | | | | | 263 | A | Pepperdine | 38 36 | |
| | | | | | | | | | | | | 263 | H | Pepperdine | 64 52 | |
| | | | | | | | | | | | | 277 | A | CSU Bakersfield | 77 56 | |
| | | | | | | | | | | | | 278 | A | San Jose St. | 62 47 | |
| | | | | | | | | | | | | 304 | H | Utah Valley | 80 67 | |
| LAST 12 Division I GAMES: | | | | | | | | | | | | | | | | |
| 263 | H | Pepperdine | 64 52 | 80 | A | San Diego | 48 59 | | | | | | | | | |
| 45 | H | Gonzaga | 55 70 | 224 | H | Portland | 68 71 | | | | | | | | | |
| 66 | A | BYU | 42 65 | 36 | H | St. Mary's (CA) | 50 56 | | | | | | | | | |
| 189 | A | San Francisco | 69 64 | 189 | H | San Francisco | 61 48 | | | | | | | | | |
| 197 | A | Loyola Marymount | 50 71 | 263 | A | Pepperdine | 38 36 | | | | | | | | | |
| 66 | H | BYU | 48 65 | 197 | H | Loyola Marymount | 58 54 | | | | | | | | | |

Non-Div I Games:

Santa Clara

Loss, Non-Conf, S Site, H Home A Away N Neutral

| | | | | | | | | | | |
|-------------------|----------|-----------|----------------|------------|-------------|---------------|------|------|-------|-----------|
| Average RPI Win: | 265 | WON-LOST | WINNING | LAST 12 | STRENGTH OF | OPP. STRENGTH | TEAM | ADJ. | CONF. | ADJ CONF. |
| Average RPI Loss: | 175 | RECORD | PCT. RANK | GAMES | SCHEDULE | OF SCHEDULE | RPI | RPI | RPI | RPI |
| DIV. I ONLY | 4- 18 | 323 | 1- 10 | 163 | 269 | 315 | 315 | 30 | 30 | |
| DIV. I NON-CONF. | 2- 8 | 305 | 0- 1 | 84 | 93 | 246 | 246 | 30 | 30 | |
| TOTALS | RPI 1-25 | RPI 26-50 | W-L RECORDS | RPI 51-100 | RPI 101-150 | RPI 150+ | | | | |
| 4- 18 | 0- 2 | 0- 2 | OVERALL | 0- 2 | 1- 3 | 3- 9 | | | | |
| 4- 5 | 0- 0 | 0- 0 | HOME | 0- 1 | 1- 1 | 3- 3 | | | | |
| 0- 12 | 0- 2 | 0- 1 | AWAY | 0- 1 | 0- 2 | 0- 6 | | | | |
| 0- 1 | 0- 0 | 0- 1 | NEUTRAL | 0- 0 | 0- 0 | 0- 0 | | | | |
| 2- 8 | 0- 2 | 0- 2 | NON-CONFERENCE | 0- 1 | 0- 0 | 2- 3 | | | | |
| 2- 0 | 0- 0 | 0- 0 | HOME | 0- 0 | 0- 0 | 2- 0 | | | | |
| 0- 7 | 0- 2 | 0- 1 | AWAY | 0- 1 | 0- 0 | 0- 3 | | | | |
| 0- 1 | 0- 0 | 0- 1 | NEUTRAL | 0- 0 | 0- 0 | 0- 0 | | | | |
| 2- 10 | 0- 0 | 0- 0 | CONFERENCE | 0- 1 | 1- 3 | 1- 6 | | | | |
| 2- 5 | 0- 0 | 0- 0 | HOME | 0- 1 | 1- 1 | 1- 3 | | | | |
| 0- 5 | 0- 0 | 0- 0 | AWAY | 0- 0 | 0- 2 | 0- 3 | | | | |
| 0- 0 | 0- 0 | 0- 0 | NEUTRAL | 0- 0 | 0- 0 | 0- 0 | | | | |

| RPI 1-25 | | | | RPI 26-50 | | | | RPI 51-100 | | | | RPI 101+ Team's RPI: 315 | | | |
|---------------------------|---|--------------------|-------|-----------|---|-----------------|-------|------------|---|----------|-------|--------------------------|---|--------------------|-------|
| RPI | S | Opponent | Score | RPI | S | Opponent | Score | RPI | S | Opponent | Score | RPI | S | Opponent | Score |
| 11 | A | South Carolina | 47 78 | 38 | A | San Diego St. | 51 72 | 69 | A | Florida | 38 88 | 121 | A | South Carolina St. | 54 75 |
| 14 | A | Georgia | 57 94 | 46 | N | Saint Joseph's | 41 88 | 88 | H | Hampton | 40 70 | 121 | H | South Carolina St. | 49 46 |
| | | | | | | | | | | | | 140 | H | N.C. A&T | 45 67 |
| | | | | | | | | | | | | 150 | A | Howard | 41 53 |
| | | | | | | | | | | | | 191 | A | Mississippi St. | 55 70 |
| | | | | | | | | | | | | 203 | A | Southern Miss. | 38 51 |
| | | | | | | | | | | | | 253 | A | Coppin St. | 53 57 |
| | | | | | | | | | | | | 282 | H | North Florida | 49 40 |
| | | | | | | | | | | | | 288 | A | Florida A&M | 59 67 |
| | | | | | | | | | | | | 288 | H | Florida A&M | 49 59 |
| | | | | | | | | | | | | 291 | A | Morgan St. | 50 68 |
| | | | | | | | | | | | | 311 | A | Jacksonville | 60 72 |
| | | | | | | | | | | | | 312 | H | Bethune-Cookman | 41 50 |
| | | | | | | | | | | | | 325 | H | Alabama St. | 60 48 |
| | | | | | | | | | | | | 332 | H | Norfolk St. | 62 55 |
| | | | | | | | | | | | | 338 | H | N.C. Central | 38 43 |
| LAST 12 Division I GAMES: | | | | | | | | | | | | | | | |
| 288 | A | Florida A&M | 59 67 | 312 | H | Bethune-Cookman | 41 50 | | | | | | | | |
| 140 | H | N.C. A&T | 45 67 | 288 | H | Florida A&M | 49 59 | | | | | | | | |
| 338 | H | N.C. Central | 38 43 | 291 | A | Morgan St. | 50 68 | | | | | | | | |
| 121 | H | South Carolina St. | 49 46 | 253 | A | Coppin St. | 53 57 | | | | | | | | |
| 150 | A | Howard | 41 53 | 38 | A | San Diego St. | 51 72 | | | | | | | | |
| 121 | A | South Carolina St. | 54 75 | 46 | N | Saint Joseph's | 41 88 | | | | | | | | |

Non-Div I Games: Trinity Baptist 66 41 Talladega 58 56 Columbia (SC) 89 55

Savannah St.

| | | | | | | | | | |
|------------------------------|----------|-----------|----------------|-------------|---------------|----------|------|-------|-----------|
| Average RPI Win: 223 | WON-LOST | WINNING | LAST 12 | STRENGTH OF | OPP. STRENGTH | TEAM | ADJ. | CONF. | ADJ CONF. |
| Average RPI Loss: 180 | RECORD | PCT. RANK | GAMES | SCHEDULE | OF SCHEDULE | RPI | RPI | RPI | RPI |
| DIV. I ONLY | 15- 9 | 101 | 9- 3 | 250 | 211 | 145 | 145 | 25 | 25 |
| DIV. I NON-CONF. | 3- 6 | 242 | 0- 0 | 185 | 170 | 273 | 273 | 26 | 26 |
| TOTALS | RPI 1-25 | RPI 26-50 | W-L RECORDS | RPI 51-100 | RPI 101-150 | RPI 150+ | | | |
| 15- 9 | 0- 0 | 0- 1 | OVERALL | 0- 2 | 1- 0 | 14- 6 | | | |
| 9- 3 | 0- 0 | 0- 1 | HOME | 0- 1 | 1- 0 | 8- 1 | | | |
| 6- 6 | 0- 0 | 0- 0 | AWAY | 0- 1 | 0- 0 | 6- 5 | | | |
| 0- 0 | 0- 0 | 0- 0 | NEUTRAL | 0- 0 | 0- 0 | 0- 0 | | | |
| 3- 6 | 0- 0 | 0- 1 | NON-CONFERENCE | 0- 2 | 1- 0 | 2- 3 | | | |
| 3- 3 | 0- 0 | 0- 1 | HOME | 0- 1 | 1- 0 | 2- 1 | | | |
| 0- 3 | 0- 0 | 0- 0 | AWAY | 0- 1 | 0- 0 | 0- 2 | | | |
| 0- 0 | 0- 0 | 0- 0 | NEUTRAL | 0- 0 | 0- 0 | 0- 0 | | | |
| 12- 3 | 0- 0 | 0- 0 | CONFERENCE | 0- 0 | 0- 0 | 12- 3 | | | |
| 6- 0 | 0- 0 | 0- 0 | HOME | 0- 0 | 0- 0 | 6- 0 | | | |
| 6- 3 | 0- 0 | 0- 0 | AWAY | 0- 0 | 0- 0 | 6- 3 | | | |
| 0- 0 | 0- 0 | 0- 0 | NEUTRAL | 0- 0 | 0- 0 | 0- 0 | | | |

| RPI S | Opponent | Score | RPI S | Opponent | Score | RPI S | Opponent | Score | RPI S | Opponent | Score | Team's RPI: 145 |
|---------------------------|-------------------|--------------|-------|-------------------|--------------|-------|-------------------|--------------|-------|-------------------|--------------|-----------------|
| 48 | H Pacific | 70 71 | 66 | A BYU | 62 70 | 106 | H Sacred Heart | 74 70 | 153 | A Utah St. | 62 67 | |
| | | | 72 | H Washington | 75 77 | 153 | H Utah St. | 71 68 | 170 | A Idaho | 76 71 | |
| | | | | | | 180 | A Louisiana Tech | 87 74 | 180 | H Louisiana Tech | 64 47 | |
| | | | | | | 209 | H Portland St. | 72 59 | 216 | A Denver | 69 66 | |
| | | | | | | 216 | H Denver | 63 53 | 224 | H Portland | 63 61 | |
| | | | | | | 240 | A Colorado St. | 55 58 | 243 | H UC Irvine | 60 61 | |
| | | | | | | 252 | A New Mexico St. | 60 54 | 252 | H New Mexico St. | 78 62 | |
| | | | | | | 254 | A UTSA | 55 65 | 263 | A Pepperdine | 64 70 | |
| | | | | | | 278 | A San Jose St. | 65 74 | 278 | H San Jose St. | 72 60 | |
| | | | | | | 302 | A Texas St. | 70 58 | 307 | A Texas-Arlington | 78 64 | |
| | | | | | | 307 | H Texas-Arlington | 69 53 | | | | |
| LAST 12 Division I GAMES: | | | | | | | | | | | | |
| 307 | A Texas-Arlington | 78 64 | 302 | A Texas St. | 70 58 | | | | | | | |
| 180 | A Louisiana Tech | 87 74 | 254 | A UTSA | 55 65 | | | | | | | |
| 252 | H New Mexico St. | 78 62 | 180 | H Louisiana Tech | 64 47 | | | | | | | |
| 216 | H Denver | 63 53 | 307 | H Texas-Arlington | 69 53 | | | | | | | |
| 153 | A Utah St. | 62 67 | 216 | A Denver | 69 66 | | | | | | | |
| 278 | A San Jose St. | 65 74 | 252 | A New Mexico St. | 60 54 | | | | | | | |

Non-Div I Games:

Seattle

■ Loss,
 ■ Non-Conf,
 ■ S Site,
 ■ Home
 ■ A Away
 N Neutral

| | | | | | | | | | | |
|-------------------|--------------|------------|----------------|------------|-------------|---------------|------------|----------|----------|-----------|
| Average RPI Win: | 232 | WON-LOST | WINNING | LAST 12 | STRENGTH OF | OPP. STRENGTH | TEAM | ADJ. | CONF. | ADJ CONF. |
| Average RPI Loss: | 74 | RECORD | PCT. RANK | GAMES | SCHEDULE | OF SCHEDULE | RPI | RPI | RPI | RPI |
| DIV. I ONLY | 9- 18 | 269 | 2- 10 | 75 | 68 | 206 | 206 | 4 | 4 | |
| DIV. I NON-CONF. | 5- 8 | 222 | 0- 0 | 210 | 236 | 272 | 272 | 3 | 3 | |
| TOTALS | RPI 1-25 | RPI 26-50 | W-L RECORDS | RPI 51-100 | RPI 101-150 | RPI 150+ | | | | |
| 9- 18 | 0- 4 | 0- 5 | OVERALL | 1- 4 | 0- 2 | 8- 3 | | | | |
| 8- 7 | 0- 3 | 0- 0 | HOME | 1- 2 | 0- 1 | 7- 1 | | | | |
| 1- 9 | 0- 1 | 0- 5 | AWAY | 0- 1 | 0- 1 | 1- 1 | | | | |
| 0- 2 | 0- 0 | 0- 0 | NEUTRAL | 0- 1 | 0- 0 | 0- 1 | | | | |
| 5- 8 | 0- 1 | 0- 1 | NON-CONFERENCE | 0- 1 | 0- 2 | 5- 3 | | | | |
| 5- 3 | 0- 1 | 0- 0 | HOME | 0- 0 | 0- 1 | 5- 1 | | | | |
| 0- 3 | 0- 0 | 0- 1 | AWAY | 0- 0 | 0- 1 | 0- 1 | | | | |
| 0- 2 | 0- 0 | 0- 0 | NEUTRAL | 0- 1 | 0- 0 | 0- 1 | | | | |
| 4- 10 | 0- 3 | 0- 4 | CONFERENCE | 1- 3 | 0- 0 | 3- 0 | | | | |
| 3- 4 | 0- 2 | 0- 0 | HOME | 1- 2 | 0- 0 | 2- 0 | | | | |
| 1- 6 | 0- 1 | 0- 4 | AWAY | 0- 1 | 0- 0 | 1- 0 | | | | |
| 0- 0 | 0- 0 | 0- 0 | NEUTRAL | 0- 0 | 0- 0 | 0- 0 | | | | |

| RPI 1-25 | | | | RPI 26-50 | | | | RPI 51-100 | | | | RPI 101+ Team's RPI: 206 | | | |
|---------------------------|---|----------------|--------------|-------------|----|-----------------|--------------|------------|---|------------|--------------|--------------------------|----|-------------|--------------|
| RPI | S | Opponent | Score | RPI | S | Opponent | Score | RPI | S | Opponent | Score | RPI | S | Opponent | Score |
| 2 | A | Connecticut | 30 90 | 27 | A | DePaul | 48 74 | 58 | A | South Fla. | 56 67 | 110 | H | Memphis | 58 65 |
| 4 | H | Notre Dame | 49 69 | 30 | A | Michigan | 29 72 | 58 | H | South Fla. | 52 74 | 126 | A | Temple | 38 54 |
| 11 | H | South Carolina | 42 55 | 37 | A | Syracuse | 34 65 | 61 | H | Marquette | 53 56 | 168 | A | Wake Forest | 63 64 |
| 22 | H | Villanova | 34 63 | 40 | A | St. John's (NY) | 46 72 | 64 | H | Rutgers | 45 42 | 169 | A | Cincinnati | 64 56 |
| | | | | 50 | A | Georgetown | 50 70 | 74 | N | Wyoming | 45 55 | 192 | H | Providence | 72 56 |
| LAST 12 Division I GAMES: | | | | | | | | | | | | | | | |
| | | 2 | A | Connecticut | 30 | 90 | | | | 37 | A | Syracuse | 34 | 65 | |
| | | 192 | H | Providence | 72 | 56 | | | | 64 | H | Rutgers | 45 | 42 | |
| | | 58 | A | South Fla. | 56 | 67 | | | | 58 | H | South Fla. | 52 | 74 | |
| | | 22 | H | Villanova | 34 | 63 | | | | 50 | A | Georgetown | 50 | 70 | |
| | | 4 | H | Notre Dame | 49 | 69 | | | | 61 | H | Marquette | 53 | 56 | |
| | | 27 | A | DePaul | 48 | 74 | | | | 40 | A | St. John's (NY) | 46 | 72 | |

Non-Div I Games:

Seton Hall

■ Loss,
■ Non-Conf,
■ S Site,
■ H Home
■ A Away
N Neutral

| | | | | | | | | | |
|------------------------------|----------|-----------|----------------|-------------|---------------|----------|------|-------|-----------|
| Average RPI Win: 283 | WON-LOST | WINNING | LAST 12 | STRENGTH OF | OPP. STRENGTH | TEAM | ADJ. | CONF. | ADJ CONF. |
| Average RPI Loss: 164 | RECORD | PCT. RANK | GAMES | SCHEDULE | OF SCHEDULE | RPI | RPI | RPI | RPI |
| DIV. I ONLY | 11- 16 | 217 | 6- 6 | 282 | 259 | 265 | 265 | 26 | 26 |
| DIV. I NON-CONF. | 4- 7 | 231 | 0- 0 | 267 | 242 | 258 | 258 | 23 | 23 |
| TOTALS | RPI 1-25 | RPI 26-50 | W-L RECORDS | RPI 51-100 | RPI 101-150 | RPI 150+ | | | |
| 11- 16 | 0- 1 | 0- 2 | OVERALL | 0- 1 | 0- 2 | 11- 10 | | | |
| 7- 6 | 0- 1 | 0- 1 | HOME | 0- 1 | 0- 1 | 7- 2 | | | |
| 4- 10 | 0- 0 | 0- 1 | AWAY | 0- 0 | 0- 1 | 4- 8 | | | |
| 0- 0 | 0- 0 | 0- 0 | NEUTRAL | 0- 0 | 0- 0 | 0- 0 | | | |
| 4- 7 | 0- 1 | 0- 0 | NON-CONFERENCE | 0- 1 | 0- 2 | 4- 3 | | | |
| 2- 3 | 0- 1 | 0- 0 | HOME | 0- 1 | 0- 1 | 2- 0 | | | |
| 2- 4 | 0- 0 | 0- 0 | AWAY | 0- 0 | 0- 1 | 2- 3 | | | |
| 0- 0 | 0- 0 | 0- 0 | NEUTRAL | 0- 0 | 0- 0 | 0- 0 | | | |
| 7- 9 | 0- 0 | 0- 2 | CONFERENCE | 0- 0 | 0- 0 | 7- 7 | | | |
| 5- 3 | 0- 0 | 0- 1 | HOME | 0- 0 | 0- 0 | 5- 2 | | | |
| 2- 6 | 0- 0 | 0- 1 | AWAY | 0- 0 | 0- 0 | 2- 5 | | | |
| 0- 0 | 0- 0 | 0- 0 | NEUTRAL | 0- 0 | 0- 0 | 0- 0 | | | |

| RPI 1-25 | | | | RPI 26-50 | | | | RPI 51-100 | | | | RPI 101+ Team's RPI: 265 | | | |
|---------------------------|---|----------|-------|-----------|---|---------------|-------|------------|---|-------------|-------|--------------------------|---|---------------------|-------|
| RPI | S | Opponent | Score | RPI | S | Opponent | Score | RPI | S | Opponent | Score | RPI | S | Opponent | Score |
| 13 | H | Dayton | 53 91 | 47 | A | Marist | 64 75 | 75 | H | Albany (NY) | 48 65 | 106 | A | Sacred Heart | 60 61 |
| | | | | 47 | H | Marist | 48 66 | | | | | 140 | H | N.C. A&T | 47 49 |
| | | | | | | | | | | | | 164 | A | Iona | 47 71 |
| | | | | | | | | | | | | 164 | H | Iona | 70 54 |
| | | | | | | | | | | | | 179 | A | Fairfield | 43 50 |
| | | | | | | | | | | | | 179 | H | Fairfield | 59 66 |
| | | | | | | | | | | | | 188 | H | Rider | 61 73 |
| | | | | | | | | | | | | 206 | A | Seton Hall | 48 57 |
| | | | | | | | | | | | | 230 | A | Niagara | 62 70 |
| | | | | | | | | | | | | 230 | H | Niagara | 59 43 |
| | | | | | | | | | | | | 235 | A | Pittsburgh | 50 75 |
| | | | | | | | | | | | | 237 | A | Loyola Maryland | 37 53 |
| | | | | | | | | | | | | 237 | H | Loyola Maryland | 62 52 |
| | | | | | | | | | | | | 251 | H | Fairleigh Dickinson | 76 56 |
| | | | | | | | | | | | | 272 | A | Canisius | 62 65 |
| | | | | | | | | | | | | 296 | A | Massachusetts | 57 51 |
| | | | | | | | | | | | | 301 | A | Rhode Island | 39 47 |
| | | | | | | | | | | | | 309 | A | Binghamton | 62 44 |
| | | | | | | | | | | | | 321 | H | Maine | 53 50 |
| | | | | | | | | | | | | 322 | A | Manhattan | 54 51 |
| | | | | | | | | | | | | 322 | H | Manhattan | 62 55 |
| | | | | | | | | | | | | 331 | A | Saint Peter's | 75 60 |
| | | | | | | | | | | | | 331 | H | Saint Peter's | 70 67 |
| LAST 12 Division I GAMES: | | | | | | | | | | | | | | | |
| | | | | 164 | A | Iona | 47 71 | | | | | 237 | A | Loyola Maryland | 37 53 |
| | | | | 331 | H | Saint Peter's | 70 67 | | | | | 164 | H | Iona | 70 54 |
| | | | | 230 | H | Niagara | 59 43 | | | | | 47 | A | Marist | 64 75 |
| | | | | 188 | H | Rider | 61 73 | | | | | 179 | A | Fairfield | 43 50 |
| | | | | 47 | H | Marist | 48 66 | | | | | 237 | H | Loyola Maryland | 62 52 |
| | | | | 322 | A | Manhattan | 54 51 | | | | | 331 | A | Saint Peter's | 75 60 |

Non-Div I Games:

Siena

■ Loss,
 ■ Non-Conf,
 ■ S Site,
 ■ H Home
 ■ A Away
 N Neutral

| | | | | | | | | | | |
|-------------------|----------|-----------|----------------|------------|-------------|---------------|------|------|-------|-----------|
| Average RPI Win: | 221 | WON-LOST | WINNING | LAST 12 | STRENGTH OF | OPP. STRENGTH | TEAM | ADJ. | CONF. | ADJ CONF. |
| Average RPI Loss: | 123 | RECORD | PCT. RANK | GAMES | SCHEDULE | OF SCHEDULE | RPI | RPI | RPI | RPI |
| DIV. I ONLY | 14- 12 | 139 | 6- 6 | 216 | 156 | 181 | 181 | 13 | 13 | |
| DIV. I NON-CONF. | 6- 2 | 55 | 0- 0 | 292 | 276 | 103 | 103 | 13 | 13 | |
| TOTALS | RPI 1-25 | RPI 26-50 | W-L RECORDS | RPI 51-100 | RPI 101-150 | RPI 150+ | | | | |
| 14- 12 | 0- 0 | 0- 0 | OVERALL | 1- 4 | 3- 5 | 10- 3 | | | | |
| 9- 4 | 0- 0 | 0- 0 | HOME | 1- 2 | 2- 1 | 6- 1 | | | | |
| 4- 8 | 0- 0 | 0- 0 | AWAY | 0- 2 | 0- 4 | 4- 2 | | | | |
| 1- 0 | 0- 0 | 0- 0 | NEUTRAL | 0- 0 | 1- 0 | 0- 0 | | | | |
| 6- 2 | 0- 0 | 0- 0 | NON-CONFERENCE | 0- 0 | 2- 2 | 4- 0 | | | | |
| 3- 0 | 0- 0 | 0- 0 | HOME | 0- 0 | 1- 0 | 2- 0 | | | | |
| 2- 2 | 0- 0 | 0- 0 | AWAY | 0- 0 | 0- 2 | 2- 0 | | | | |
| 1- 0 | 0- 0 | 0- 0 | NEUTRAL | 0- 0 | 1- 0 | 0- 0 | | | | |
| 8- 10 | 0- 0 | 0- 0 | CONFERENCE | 1- 4 | 1- 3 | 6- 3 | | | | |
| 6- 4 | 0- 0 | 0- 0 | HOME | 1- 2 | 1- 1 | 4- 1 | | | | |
| 2- 6 | 0- 0 | 0- 0 | AWAY | 0- 2 | 0- 2 | 2- 2 | | | | |
| 0- 0 | 0- 0 | 0- 0 | NEUTRAL | 0- 0 | 0- 0 | 0- 0 | | | | |

[illegible]

| | | | |
|------------------|-------------|----|----|
| Non-Div I Games: | Spring Hill | 86 | 52 |
|------------------|-------------|----|----|

South Ala.

Loss, Non-Conf, S Site, H Home A Away N Neutral

| | | | | | | | | | | | |
|----------------------|------|----------|-----------|----------------|-------------|------|---------------|-------------|-------|----------|-----------|
| Average RPI Win: 138 | | WON-LOST | WINNING | LAST 12 | STRENGTH OF | | OPP. STRENGTH | TEAM | ADJ. | CONF. | ADJ CONF. |
| Average RPI Loss: 9 | | RECORD | PCT. RANK | GAMES | SCHEDULE | | OF SCHEDULE | RPI | RPI | RPI | RPI |
| DIV. I ONLY | | 22- 5 | 22 | 9- 3 | 16 | | 54 | 11 | 11 | 3 | 3 |
| DIV. I NON-CONF. | | 12- 1 | 4 | 0- 0 | 59 | | 104 | 20 | 20 | 6 | 6 |
| TOTALS | | RPI 1-25 | RPI 26-50 | | W-L RECORDS | | RPI 51-100 | RPI 101-150 | | RPI 150+ | |
| 22- 5 | 1- 5 | 3- 0 | | OVERALL | | 6- 0 | 1- 0 | | 11- 0 | | |
| 12- 3 | 1- 3 | 2- 0 | | HOME | | 2- 0 | 1- 0 | | 6- 0 | | |
| 7- 2 | 0- 2 | 0- 0 | | AWAY | | 2- 0 | 0- 0 | | 5- 0 | | |
| 3- 0 | 0- 0 | 1- 0 | | NEUTRAL | | 2- 0 | 0- 0 | | 0- 0 | | |
| 12- 1 | 0- 1 | 1- 0 | | NON-CONFERENCE | | 3- 0 | 1- 0 | | 7- 0 | | |
| 7- 1 | 0- 1 | 0- 0 | | HOME | | 1- 0 | 1- 0 | | 5- 0 | | |
| 2- 0 | 0- 0 | 0- 0 | | AWAY | | 0- 0 | 0- 0 | | 2- 0 | | |
| 3- 0 | 0- 0 | 1- 0 | | NEUTRAL | | 2- 0 | 0- 0 | | 0- 0 | | |
| 10- 4 | 1- 4 | 2- 0 | | CONFERENCE | | 3- 0 | 0- 0 | | 4- 0 | | |
| 5- 2 | 1- 2 | 2- 0 | | HOME | | 1- 0 | 0- 0 | | 1- 0 | | |
| 5- 2 | 0- 2 | 0- 0 | | AWAY | | 2- 0 | 0- 0 | | 3- 0 | | |
| 0- 0 | 0- 0 | 0- 0 | | NEUTRAL | | 0- 0 | 0- 0 | | 0- 0 | | |

| RPI 1-25 | | | | | |
|----------|---|-----------|-------|----|--|
| RPI | S | Opponent | Score | | |
| 3 | H | Stanford | 49 | 53 | |
| 7 | H | Tennessee | 53 | 73 | |
| 9 | A | Kentucky | 74 | 78 | |
| 9 | H | Kentucky | 55 | 50 | |
| 12 | H | Texas A&M | 48 | 50 | |
| 14 | A | Georgia | 40 | 42 | |

| Team's RPI: 11 | | | | | |
|----------------|---|------------|-------|----|--|
| RPI | S | Opponent | Score | | |
| 27 | N | DePaul | 55 | 46 | |
| 32 | H | Vanderbilt | 64 | 48 | |
| 41 | H | LSU | 66 | 59 | |

| RPI 26-50 | | | | | |
|-----------|---|------------|-------|----|--|
| RPI | S | Opponent | Score | | |
| 27 | N | DePaul | 55 | 46 | |
| 32 | H | Vanderbilt | 64 | 48 | |
| 41 | H | LSU | 66 | 59 | |

| RPI 51-100 | | | | | |
|------------|---|----------|-------|----|--|
| RPI | S | Opponent | Score | | |
| 51 | N | FGCU | 65 | 46 | |
| 62 | A | Arkansas | 43 | 40 | |
| 69 | A | Florida | 52 | 44 | |
| 88 | N | Hampton | 45 | 34 | |
| 90 | H | Auburn | 59 | 51 | |
| 92 | H | Drexel | 58 | 55 | |

| RPI 101+ | | | | | |
|----------|---|--------------------|-------|----|--|
| RPI | S | Opponent | Score | | |
| 121 | H | South Carolina St. | 65 | 45 | |
| 165 | A | Alabama | 65 | 53 | |
| 166 | H | Clemson | 64 | 43 | |
| 178 | H | Elon | 77 | 44 | |
| 180 | A | Louisiana Tech | 82 | 58 | |
| 191 | A | Mississippi St. | 60 | 46 | |
| 191 | H | Mississippi St. | 58 | 43 | |
| 199 | H | Furman | 69 | 35 | |
| 206 | A | Seton Hall | 55 | 42 | |
| 236 | A | Ole Miss | 62 | 47 | |
| 315 | H | Savannah St. | 78 | 47 | |
| 316 | H | Western Caro. | 66 | 44 | |

| LAST 12 Division I GAMES: | | | | | |
|---------------------------|---|-----------------|----|----|--|
| 191 | H | Mississippi St. | 58 | 43 | |
| 236 | A | Ole Miss | 62 | 47 | |
| 9 | A | Kentucky | 74 | 78 | |
| 12 | H | Texas A&M | 48 | 50 | |
| 165 | A | Alabama | 65 | 53 | |
| 90 | H | Auburn | 59 | 51 | |
| 62 | A | Arkansas | 43 | 40 | |
| 9 | H | Kentucky | 55 | 50 | |
| 69 | A | Florida | 52 | 44 | |
| 41 | H | LSU | 66 | 59 | |
| 14 | A | Georgia | 40 | 42 | |
| 32 | H | Vanderbilt | 64 | 48 | |

Non-Div I Games:

South Carolina

Loss, Non-Conf, S Site, H Home A Away N Neutral

| | | | | | | | | | | |
|-------------------|----------|-----------|----------------|------------|-------------|---------------|------|------|-------|-----------|
| Average RPI Win: | 253 | WON-LOST | WINNING | LAST 12 | STRENGTH OF | OPP. STRENGTH | TEAM | ADJ. | CONF. | ADJ CONF. |
| Average RPI Loss: | 155 | RECORD | PCT. RANK | GAMES | SCHEDULE | OF SCHEDULE | RPI | RPI | RPI | RPI |
| DIV. I ONLY | 14- 7 | 79 | 8- 4 | 246 | 312 | 121 | 121 | 30 | 30 | |
| DIV. I NON-CONF. | 6- 3 | 84 | 1- 1 | 83 | 206 | 45 | 45 | 30 | 30 | |
| TOTALS | RPI 1-25 | RPI 26-50 | W-L RECORDS | RPI 51-100 | RPI 101-150 | RPI 150+ | | | | |
| 14- 7 | 0- 2 | 0- 0 | OVERALL | 0- 1 | 4- 1 | 10- 3 | | | | |
| 8- 2 | 0- 0 | 0- 0 | HOME | 0- 1 | 2- 0 | 6- 1 | | | | |
| 6- 5 | 0- 2 | 0- 0 | AWAY | 0- 0 | 2- 1 | 4- 2 | | | | |
| 0- 0 | 0- 0 | 0- 0 | NEUTRAL | 0- 0 | 0- 0 | 0- 0 | | | | |
| 6- 3 | 0- 2 | 0- 0 | NON-CONFERENCE | 0- 0 | 2- 1 | 4- 0 | | | | |
| 3- 0 | 0- 0 | 0- 0 | HOME | 0- 0 | 1- 0 | 2- 0 | | | | |
| 3- 3 | 0- 2 | 0- 0 | AWAY | 0- 0 | 1- 1 | 2- 0 | | | | |
| 0- 0 | 0- 0 | 0- 0 | NEUTRAL | 0- 0 | 0- 0 | 0- 0 | | | | |
| 8- 4 | 0- 0 | 0- 0 | CONFERENCE | 0- 1 | 2- 0 | 6- 3 | | | | |
| 5- 2 | 0- 0 | 0- 0 | HOME | 0- 1 | 1- 0 | 4- 1 | | | | |
| 3- 2 | 0- 0 | 0- 0 | AWAY | 0- 0 | 1- 0 | 2- 2 | | | | |
| 0- 0 | 0- 0 | 0- 0 | NEUTRAL | 0- 0 | 0- 0 | 0- 0 | | | | |

| RPI 1-25 | | | | RPI 26-50 | | | | RPI 51-100 | | | | RPI 101+ Team's RPI: 121 | | | |
|---------------------------|---|-----------------|-------|-----------|---|-----------------|-------|------------|---|----------|-------|--------------------------|---|-----------------|-------|
| RPI | S | Opponent | Score | RPI | S | Opponent | Score | RPI | S | Opponent | Score | RPI | S | Opponent | Score |
| 11 | A | South Carolina | 45 65 | | | | | 88 | H | Hampton | 46 59 | 115 | H | Winthrop | 62 52 |
| 14 | A | Georgia | 46 62 | | | | | | | | | 117 | A | Old Dominion | 63 79 |
| | | | | | | | | | | | | 140 | H | N.C. A&T | 68 57 |
| | | | | | | | | | | | | 143 | A | Presbyterian | 60 55 |
| | | | | | | | | | | | | 150 | A | Howard | 54 53 |
| | | | | | | | | | | | | 166 | A | Clemson | 67 55 |
| | | | | | | | | | | | | 253 | A | Coppin St. | 56 69 |
| | | | | | | | | | | | | 285 | H | Coastal Caro. | 78 55 |
| | | | | | | | | | | | | 288 | H | Florida A&M | 56 61 |
| | | | | | | | | | | | | 291 | A | Morgan St. | 83 74 |
| | | | | | | | | | | | | 311 | H | Jacksonville | 68 45 |
| | | | | | | | | | | | | 312 | A | Bethune-Cookman | 58 50 |
| | | | | | | | | | | | | 312 | H | Bethune-Cookman | 58 39 |
| | | | | | | | | | | | | 315 | A | Savannah St. | 46 49 |
| | | | | | | | | | | | | 315 | H | Savannah St. | 75 54 |
| | | | | | | | | | | | | 327 | A | Charleston So. | 73 57 |
| | | | | | | | | | | | | 332 | H | Norfolk St. | 62 59 |
| | | | | | | | | | | | | 338 | H | N.C. Central | 40 39 |
| LAST 12 Division I GAMES: | | | | | | | | | | | | | | | |
| 312 | A | Bethune-Cookman | 58 50 | 288 | H | Florida A&M | 56 61 | | | | | | | | |
| 338 | H | N.C. Central | 40 39 | 312 | H | Bethune-Cookman | 58 39 | | | | | | | | |
| 140 | H | N.C. A&T | 68 57 | 253 | A | Coppin St. | 56 69 | | | | | | | | |
| 315 | A | Savannah St. | 46 49 | 291 | A | Morgan St. | 83 74 | | | | | | | | |
| 150 | A | Howard | 54 53 | 115 | H | Winthrop | 62 52 | | | | | | | | |
| 315 | H | Savannah St. | 75 54 | 117 | A | Old Dominion | 63 79 | | | | | | | | |

Non-Div I Games: Southern Wesleyan 94 46 Claflin 77 42

South Carolina St.

South Dakota

Through Games Of Sunday, February 24, 2013

| | | | | | | | | | | |
|-------------------|----------|-----------|----------------|------------|-------------|---------------|------|------|-------|-----------|
| Average RPI Win: | 237 | WON-LOST | WINNING | LAST 12 | STRENGTH OF | OPP. STRENGTH | TEAM | ADJ. | CONF. | ADJ CONF. |
| Average RPI Loss: | 180 | RECORD | PCT. RANK | GAMES | SCHEDULE | OF SCHEDULE | RPI | RPI | RPI | RPI |
| DIV. I ONLY | 12- 14 | 176 | 7- 5 | 273 | 196 | 225 | 225 | 23 | 23 | |
| DIV. I NON-CONF. | 4- 8 | 242 | 0- 0 | 262 | 175 | 257 | 257 | 21 | 21 | |
| TOTALS | RPI 1-25 | RPI 26-50 | W-L RECORDS | RPI 51-100 | RPI 101-150 | RPI 150+ | | | | |
| 12- 14 | 0- 1 | 0- 0 | OVERALL | 0- 3 | 2- 1 | 10- 9 | | | | |
| 7- 4 | 0- 1 | 0- 0 | HOME | 0- 1 | 1- 1 | 6- 1 | | | | |
| 4- 10 | 0- 0 | 0- 0 | AWAY | 0- 2 | 1- 0 | 3- 8 | | | | |
| 1- 0 | 0- 0 | 0- 0 | NEUTRAL | 0- 0 | 0- 0 | 1- 0 | | | | |
| 4- 8 | 0- 1 | 0- 0 | NON-CONFERENCE | 0- 1 | 0- 1 | 4- 5 | | | | |
| 2- 2 | 0- 1 | 0- 0 | HOME | 0- 0 | 0- 1 | 2- 0 | | | | |
| 1- 6 | 0- 0 | 0- 0 | AWAY | 0- 1 | 0- 0 | 1- 5 | | | | |
| 1- 0 | 0- 0 | 0- 0 | NEUTRAL | 0- 0 | 0- 0 | 1- 0 | | | | |
| 8- 6 | 0- 0 | 0- 0 | CONFERENCE | 0- 2 | 2- 0 | 6- 4 | | | | |
| 5- 2 | 0- 0 | 0- 0 | HOME | 0- 1 | 1- 0 | 4- 1 | | | | |
| 3- 4 | 0- 0 | 0- 0 | AWAY | 0- 1 | 1- 0 | 2- 3 | | | | |
| 0- 0 | 0- 0 | 0- 0 | NEUTRAL | 0- 0 | 0- 0 | 0- 0 | | | | |

| RPI 1-25 | | | | RPI 26-50 | | | | RPI 51-100 | | | | RPI 101+ Team's RPI: 225 | | | |
|---------------------------|---|------------------|-------|-----------|---|------------------|-------|------------|---|------------------|-------|--------------------------|---|------------------|-------|
| RPI | S | Opponent | Score | RPI | S | Opponent | Score | RPI | S | Opponent | Score | RPI | S | Opponent | Score |
| 24 | H | Creighton | 49 53 | | | | | 65 | A | South Dakota St. | 60 72 | 127 | A | IUPUI | 76 56 |
| | | | | | | | | 65 | H | South Dakota St. | 55 63 | 127 | H | IUPUI | 56 39 |
| | | | | | | | | 71 | A | Kansas St. | 54 68 | 135 | H | Idaho St. | 45 69 |
| | | | | | | | | | | | | 152 | A | UNI | 50 63 |
| | | | | | | | | | | | | 153 | A | Utah St. | 69 70 |
| | | | | | | | | | | | | 206 | N | Seton Hall | 71 55 |
| | | | | | | | | | | | | 219 | A | Cleveland St. | 46 60 |
| | | | | | | | | | | | | 234 | H | Neb. Omaha | 62 57 |
| | | | | | | | | | | | | 246 | A | Western Ill. | 63 60 |
| | | | | | | | | | | | | 246 | H | Western Ill. | 71 67 |
| | | | | | | | | | | | | 249 | A | IPFW | 64 71 |
| | | | | | | | | | | | | 249 | H | IPFW | 82 51 |
| | | | | | | | | | | | | 257 | A | Drake | 74 69 |
| | | | | | | | | | | | | 263 | A | Pepperdine | 54 70 |
| | | | | | | | | | | | | 266 | A | North Dakota St. | 73 52 |
| | | | | | | | | | | | | 266 | H | North Dakota St. | 50 57 |
| | | | | | | | | | | | | 276 | A | Boise St. | 50 52 |
| | | | | | | | | | | | | 286 | A | UMKC | 56 60 |
| | | | | | | | | | | | | 286 | H | UMKC | 67 45 |
| | | | | | | | | | | | | 294 | A | Oakland | 46 59 |
| | | | | | | | | | | | | 294 | H | Oakland | 64 49 |
| | | | | | | | | | | | | 304 | H | Utah Valley | 72 48 |
| LAST 12 Division I GAMES: | | | | | | | | | | | | | | | |
| 246 | H | Western Ill. | 71 67 | 65 | H | South Dakota St. | 55 63 | 127 | A | IUPUI | 76 56 | | | | |
| 127 | H | IUPUI | 56 39 | 246 | A | Western Ill. | 63 60 | 294 | H | Oakland | 64 49 | | | | |
| 249 | A | IPFW | 64 71 | 249 | H | IPFW | 82 51 | 286 | A | UMKC | 56 60 | | | | |
| 294 | A | Oakland | 46 59 | | | | | | | | | | | | |
| 286 | H | UMKC | 67 45 | | | | | | | | | | | | |
| 266 | H | North Dakota St. | 50 57 | | | | | | | | | | | | |

Non-Div I Games: Dakota St. 90 35 Peru St. 93 37

South Dakota

Loss, Non-Conf, S Site, H Home A Away N Neutral

| | | | | | | | | | | |
|-------------------|----------|-----------|----------------|------------|-------------|---------------|------|------|-------|-----------|
| Average RPI Win: | 218 | WON-LOST | WINNING | LAST 12 | STRENGTH OF | OPP. STRENGTH | TEAM | ADJ. | CONF. | ADJ CONF. |
| Average RPI Loss: | 61 | RECORD | PCT. RANK | GAMES | SCHEDULE | OF SCHEDULE | RPI | RPI | RPI | RPI |
| DIV. I ONLY | 21- 7 | 43 | 10- 2 | 150 | 118 | 65 | 65 | 23 | 23 | |
| DIV. I NON-CONF. | 10- 5 | 84 | 2- 0 | 65 | 16 | 53 | 53 | 21 | 21 | |
| TOTALS | RPI 1-25 | RPI 26-50 | W-L RECORDS | RPI 51-100 | RPI 101-150 | RPI 150+ | | | | |
| 21- 7 | 1- 3 | 1- 0 | OVERALL | 1- 2 | 0- 2 | 18- 0 | | | | |
| 11- 3 | 1- 1 | 0- 0 | HOME | 1- 1 | 0- 1 | 9- 0 | | | | |
| 9- 3 | 0- 1 | 1- 0 | AWAY | 0- 1 | 0- 1 | 8- 0 | | | | |
| 1- 1 | 0- 1 | 0- 0 | NEUTRAL | 0- 0 | 0- 0 | 1- 0 | | | | |
| 10- 5 | 1- 3 | 1- 0 | NON-CONFERENCE | 1- 2 | 0- 0 | 7- 0 | | | | |
| 5- 2 | 1- 1 | 0- 0 | HOME | 1- 1 | 0- 0 | 3- 0 | | | | |
| 4- 2 | 0- 1 | 1- 0 | AWAY | 0- 1 | 0- 0 | 3- 0 | | | | |
| 1- 1 | 0- 1 | 0- 0 | NEUTRAL | 0- 0 | 0- 0 | 1- 0 | | | | |
| 11- 2 | 0- 0 | 0- 0 | CONFERENCE | 0- 0 | 0- 2 | 11- 0 | | | | |
| 6- 1 | 0- 0 | 0- 0 | HOME | 0- 0 | 0- 1 | 6- 0 | | | | |
| 5- 1 | 0- 0 | 0- 0 | AWAY | 0- 0 | 0- 1 | 5- 0 | | | | |
| 0- 0 | 0- 0 | 0- 0 | NEUTRAL | 0- 0 | 0- 0 | 0- 0 | | | | |

| RPI 1-25 | | | | RPI 26-50 | | | | RPI 51-100 Team's RPI: 65 | | | | RPI 101+ | | | |
|---------------------------|---|--------------|-------|-----------|---|--------------|-------|---------------------------|---|---------------|-------|----------|---|------------------|-------|
| RPI | S | Opponent | Score | RPI | S | Opponent | Score | RPI | S | Opponent | Score | RPI | S | Opponent | Score |
| 5 | A | Penn St. | 50 60 | 50 | A | Georgetown | 64 58 | 52 | H | Middle Tenn. | 63 56 | 127 | A | IUPUI | 67 70 |
| 15 | H | Nebraska | 60 55 | | | | | 60 | A | Central Mich. | 62 88 | 127 | H | IUPUI | 56 57 |
| 22 | N | Villanova | 47 71 | | | | | 61 | H | Marquette | 74 77 | 152 | A | UNI | 61 49 |
| 24 | H | Creighton | 54 63 | | | | | | | | | 167 | N | Washington St. | 65 56 |
| | | | | | | | | | | | | 225 | A | South Dakota | 63 55 |
| | | | | | | | | | | | | 225 | H | South Dakota | 72 60 |
| | | | | | | | | | | | | 234 | A | Neb. Omaha | 74 64 |
| | | | | | | | | | | | | 234 | H | Neb. Omaha | 69 56 |
| | | | | | | | | | | | | 246 | A | Western Ill. | 61 52 |
| | | | | | | | | | | | | 246 | H | Western Ill. | 86 51 |
| | | | | | | | | | | | | 247 | H | Eastern Mich. | 66 65 |
| | | | | | | | | | | | | 249 | A | IPFW | 66 64 |
| | | | | | | | | | | | | 249 | H | IPFW | 72 62 |
| | | | | | | | | | | | | 260 | A | Northern Ill. | 59 58 |
| | | | | | | | | | | | | 266 | H | North Dakota St. | 76 57 |
| | | | | | | | | | | | | 286 | A | UMKC | 62 61 |
| | | | | | | | | | | | | 286 | H | UMKC | 82 47 |
| | | | | | | | | | | | | 293 | H | Delaware St. | 72 57 |
| | | | | | | | | | | | | 294 | A | Oakland | 64 43 |
| | | | | | | | | | | | | 294 | H | Oakland | 83 48 |
| LAST 12 Division I GAMES: | | | | | | | | | | | | | | | |
| 234 | H | Neb. Omaha | 69 56 | 225 | A | South Dakota | 63 55 | | | | | | | | |
| 246 | A | Western Ill. | 61 52 | 234 | A | Neb. Omaha | 74 64 | | | | | | | | |
| 127 | A | IUPUI | 67 70 | 127 | H | IUPUI | 56 57 | | | | | | | | |
| 294 | H | Oakland | 83 48 | 246 | H | Western Ill. | 86 51 | | | | | | | | |
| 249 | H | IPFW | 72 62 | 249 | A | IPFW | 66 64 | | | | | | | | |
| 286 | A | UMKC | 62 61 | 294 | A | Oakland | 64 43 | | | | | | | | |

Non-Div I Games:

South Dakota St.

| | | | | | | | | | | |
|-------------------|----------|-----------|----------------|------------|-------------|---------------|------|------|-------|-----------|
| Average RPI Win: | 182 | WON-LOST | WINNING | LAST 12 | STRENGTH OF | OPP. STRENGTH | TEAM | ADJ. | CONF. | ADJ CONF. |
| Average RPI Loss: | 22 | RECORD | PCT. RANK | GAMES | SCHEDULE | OF SCHEDULE | RPI | RPI | RPI | RPI |
| DIV. I ONLY | 19- 7 | 54 | 8- 4 | 88 | 66 | 58 | 58 | 4 | 4 | |
| DIV. I NON-CONF. | 11- 2 | 23 | 0- 0 | 193 | 173 | 75 | 75 | 3 | 3 | |
| TOTALS | RPI 1-25 | RPI 26-50 | W-L RECORDS | RPI 51-100 | RPI 101-150 | RPI 150+ | | | | |
| 19- 7 | 1- 5 | 1- 2 | OVERALL | 2- 0 | 2- 0 | 13- 0 | | | | |
| 11- 4 | 0- 3 | 1- 1 | HOME | 2- 0 | 2- 0 | 6- 0 | | | | |
| 7- 2 | 1- 0 | 0- 0 | AWAY | 0- 0 | 0- 0 | 6- 0 | | | | |
| 1- 1 | 0- 1 | 0- 0 | NEUTRAL | 0- 0 | 0- 0 | 1- 0 | | | | |
| 11- 2 | 0- 2 | 0- 0 | NON-CONFERENCE | 1- 0 | 2- 0 | 8- 0 | | | | |
| 7- 1 | 0- 1 | 0- 0 | HOME | 1- 0 | 2- 0 | 4- 0 | | | | |
| 3- 0 | 0- 0 | 0- 0 | AWAY | 0- 0 | 0- 0 | 3- 0 | | | | |
| 1- 1 | 0- 1 | 0- 0 | NEUTRAL | 0- 0 | 0- 0 | 1- 0 | | | | |
| 8- 5 | 1- 3 | 1- 2 | CONFERENCE | 1- 0 | 0- 0 | 5- 0 | | | | |
| 4- 3 | 0- 2 | 1- 1 | HOME | 1- 0 | 0- 0 | 2- 0 | | | | |
| 4- 2 | 1- 1 | 0- 1 | AWAY | 0- 0 | 0- 0 | 3- 0 | | | | |
| 0- 0 | 0- 0 | 0- 0 | NEUTRAL | 0- 0 | 0- 0 | 0- 0 | | | | |

| RPI | S | Opponent | Score | RPI | S | Opponent | Score | RPI | S | Opponent | Score | RPI | S | Opponent | Score |
|---------------------------|---|-----------------|-------|-----|---|-----------------|-------|-----|---|-----------|-------|-----|---|---------------|--------|
| 4 | H | Notre Dame | 71 75 | 27 | A | DePaul | 75 91 | 51 | H | FGCU | 67 46 | 111 | H | Stetson | 70 48 |
| 15 | H | Nebraska | 52 62 | 37 | H | Syracuse | 68 66 | 61 | H | Marquette | 58 48 | 118 | H | Detroit | 74 60 |
| 21 | A | Louisville | 73 62 | 40 | H | St. John's (NY) | 59 65 | | | | | 166 | A | Clemson | 75 73 |
| 21 | H | Louisville | 75 78 | | | | | | | | | 169 | H | Cincinnati | 77 44 |
| 22 | A | Villanova | 49 52 | | | | | | | | | 172 | H | Bradley | 60 50 |
| 24 | N | Creighton | 74 91 | | | | | | | | | 192 | A | Providence | 82 54 |
| | | | | | | | | | | | | 206 | A | Seton Hall | 74 52 |
| | | | | | | | | | | | | 206 | H | Seton Hall | 67 56 |
| | | | | | | | | | | | | 231 | H | North Dakota | 85 58 |
| | | | | | | | | | | | | 235 | A | Pittsburgh | 78 60 |
| | | | | | | | | | | | | 269 | N | Nevada | 71 46 |
| | | | | | | | | | | | | 282 | H | North Florida | 66 44 |
| | | | | | | | | | | | | 288 | H | Florida A&M | 100 75 |
| | | | | | | | | | | | | 311 | A | Jacksonville | 92 52 |
| | | | | | | | | | | | | 341 | A | UNC Asheville | 77 29 |
| LAST 12 Division I GAMES: | | | | | | | | | | | | | | | |
| 37 | H | Syracuse | 68 66 | 21 | H | Louisville | 75 78 | | | | | | | | |
| 21 | A | Louisville | 73 62 | 61 | H | Marquette | 58 48 | | | | | | | | |
| 206 | H | Seton Hall | 67 56 | 206 | A | Seton Hall | 74 52 | | | | | | | | |
| 40 | H | St. John's (NY) | 59 65 | 22 | A | Villanova | 49 52 | | | | | | | | |
| 192 | A | Providence | 82 54 | 169 | H | Cincinnati | 77 44 | | | | | | | | |
| 235 | A | Pittsburgh | 78 60 | 27 | A | DePaul | 75 91 | | | | | | | | |

Non-Div I Games:

South Fla.

■ Loss,
 ■ Non-Conf,
 ■ S Site,
 ■ H Home
 ■ A Away
 N Neutral

| | | | | | | | | | | |
|-------------------|----------|-----------|----------------|------------|-------------|---------------|------|------|-------|-----------|
| Average RPI Win: | 243 | WON-LOST | WINNING | LAST 12 | STRENGTH OF | OPP. STRENGTH | TEAM | ADJ. | CONF. | ADJ CONF. |
| Average RPI Loss: | 182 | RECORD | PCT. RANK | GAMES | SCHEDULE | OF SCHEDULE | RPI | RPI | RPI | RPI |
| DIV. I ONLY | 10- 17 | 241 | 3- 9 | 285 | 236 | 281 | 281 | 28 | 28 | |
| DIV. I NON-CONF. | 6- 7 | 183 | 1- 0 | 269 | 205 | 216 | 216 | 29 | 29 | |
| TOTALS | RPI 1-25 | RPI 26-50 | W-L RECORDS | RPI 51-100 | RPI 101-150 | RPI 150+ | | | | |
| 10- 17 | 0- 0 | 0- 1 | OVERALL | 0- 1 | 1- 3 | 9- 12 | | | | |
| 7- 5 | 0- 0 | 0- 0 | HOME | 0- 0 | 0- 1 | 7- 4 | | | | |
| 2- 12 | 0- 0 | 0- 1 | AWAY | 0- 1 | 1- 2 | 1- 8 | | | | |
| 1- 0 | 0- 0 | 0- 0 | NEUTRAL | 0- 0 | 0- 0 | 1- 0 | | | | |
| 6- 7 | 0- 0 | 0- 1 | NON-CONFERENCE | 0- 1 | 1- 1 | 5- 4 | | | | |
| 4- 1 | 0- 0 | 0- 0 | HOME | 0- 0 | 0- 0 | 4- 1 | | | | |
| 1- 6 | 0- 0 | 0- 1 | AWAY | 0- 1 | 1- 1 | 0- 3 | | | | |
| 1- 0 | 0- 0 | 0- 0 | NEUTRAL | 0- 0 | 0- 0 | 1- 0 | | | | |
| 4- 10 | 0- 0 | 0- 0 | CONFERENCE | 0- 0 | 0- 2 | 4- 8 | | | | |
| 3- 4 | 0- 0 | 0- 0 | HOME | 0- 0 | 0- 1 | 3- 3 | | | | |
| 1- 6 | 0- 0 | 0- 0 | AWAY | 0- 0 | 0- 1 | 1- 5 | | | | |
| 0- 0 | 0- 0 | 0- 0 | NEUTRAL | 0- 0 | 0- 0 | 0- 0 | | | | |

| RPI S | Opponent | Score | RPI S | Opponent | Score | RPI S | Opponent | Score | RPI S | Opponent | Score | Team's RPI: 281 |
|---------------------------|--------------------|-------|-------|--------------------|-------|-------|---------------------|-------|-------|----------|-------|-----------------|
| 49 | A Kansas | 58 68 | 89 | A Western Ky. | 46 60 | 102 | A Eastern Ill. | 62 82 | | | | |
| | | | | | | 102 | H Eastern Ill. | 46 64 | | | | |
| | | | | | | 105 | A Missouri | 51 80 | | | | |
| | | | | | | 144 | A Arkansas St. | 52 51 | | | | |
| | | | | | | 151 | H Missouri St. | 55 69 | | | | |
| | | | | | | 155 | A UT Martin | 61 75 | | | | |
| | | | | | | 155 | H UT Martin | 71 82 | | | | |
| | | | | | | 163 | A Houston | 44 61 | | | | |
| | | | | | | 183 | H Eastern Ky. | 49 53 | | | | |
| | | | | | | 187 | A Belmont | 58 71 | | | | |
| | | | | | | 200 | A SIU Edwardsville | 65 78 | | | | |
| | | | | | | 200 | H SIU Edwardsville | 67 62 | | | | |
| | | | | | | 205 | H Saint Louis | 59 52 | | | | |
| | | | | | | 207 | H Wright St. | 78 66 | | | | |
| | | | | | | 213 | A Tennessee St. | 58 68 | | | | |
| | | | | | | 221 | H Murray St. | 70 58 | | | | |
| | | | | | | 246 | H Western Ill. | 56 47 | | | | |
| | | | | | | 280 | H Ill.-Chicago | 67 52 | | | | |
| | | | | | | 286 | A UMKC | 64 69 | | | | |
| | | | | | | 303 | H Morehead St. | 64 70 | | | | |
| | | | | | | 305 | A Austin Peay | 69 51 | | | | |
| | | | | | | 305 | H Austin Peay | 71 57 | | | | |
| | | | | | | 313 | A Southern Ill. | 57 58 | | | | |
| | | | | | | 318 | N Tex.-Pan American | 55 54 | | | | |
| | | | | | | 343 | A Jacksonville St. | 57 60 | | | | |
| LAST 12 Division I GAMES: | | | | | | | | | | | | |
| 343 | A Jacksonville St. | 57 60 | 200 | A SIU Edwardsville | 65 78 | | | | | | | |
| 155 | A UT Martin | 61 75 | 102 | A Eastern Ill. | 62 82 | | | | | | | |
| 200 | H SIU Edwardsville | 67 62 | 303 | H Morehead St. | 64 70 | | | | | | | |
| 102 | H Eastern Ill. | 46 64 | 155 | H UT Martin | 71 82 | | | | | | | |
| 305 | A Austin Peay | 69 51 | 213 | A Tennessee St. | 58 68 | | | | | | | |
| 183 | H Eastern Ky. | 49 53 | 205 | H Saint Louis | 59 52 | | | | | | | |

Non-Div I Games:

Southeast Mo. St.

■ Loss,
 ■ Non-Conf,
 ■ S Site,
 ■ Home
 ■ A Away
 N Neutral

| | | | | | | | | | | |
|-------------------|----------|-----------|----------------|------------|-------------|---------------|------|------|-------|-----------|
| Average RPI Win: | 311 | WON-LOST | WINNING | LAST 12 | STRENGTH OF | OPP. STRENGTH | TEAM | ADJ. | CONF. | ADJ CONF. |
| Average RPI Loss: | 175 | RECORD | PCT. RANK | GAMES | SCHEDULE | OF SCHEDULE | RPI | RPI | RPI | RPI |
| DIV. I ONLY | 8- 15 | 255 | 3- 9 | 322 | 327 | 290 | 290 | 20 | 20 | |
| DIV. I NON-CONF. | 5- 4 | 142 | 0- 0 | 335 | 337 | 204 | 204 | 20 | 20 | |
| TOTALS | RPI 1-25 | RPI 26-50 | W-L RECORDS | RPI 51-100 | RPI 101-150 | RPI 150+ | | | | |
| 8- 15 | 0- 1 | 0- 0 | OVERALL | 0- 0 | 0- 4 | 8- 10 | | | | |
| 3- 5 | 0- 0 | 0- 0 | HOME | 0- 0 | 0- 2 | 3- 3 | | | | |
| 5- 10 | 0- 1 | 0- 0 | AWAY | 0- 0 | 0- 2 | 5- 7 | | | | |
| 0- 0 | 0- 0 | 0- 0 | NEUTRAL | 0- 0 | 0- 0 | 0- 0 | | | | |
| 5- 4 | 0- 1 | 0- 0 | NON-CONFERENCE | 0- 0 | 0- 0 | 5- 3 | | | | |
| 1- 0 | 0- 0 | 0- 0 | HOME | 0- 0 | 0- 0 | 1- 0 | | | | |
| 4- 4 | 0- 1 | 0- 0 | AWAY | 0- 0 | 0- 0 | 4- 3 | | | | |
| 0- 0 | 0- 0 | 0- 0 | NEUTRAL | 0- 0 | 0- 0 | 0- 0 | | | | |
| 3- 11 | 0- 0 | 0- 0 | CONFERENCE | 0- 0 | 0- 4 | 3- 7 | | | | |
| 2- 5 | 0- 0 | 0- 0 | HOME | 0- 0 | 0- 2 | 2- 3 | | | | |
| 1- 6 | 0- 0 | 0- 0 | AWAY | 0- 0 | 0- 2 | 1- 4 | | | | |
| 0- 0 | 0- 0 | 0- 0 | NEUTRAL | 0- 0 | 0- 0 | 0- 0 | | | | |

| RPI 1-25 | | | | RPI 26-50 | | | | RPI 51-100 | | | | RPI 101+ Team's RPI: 290 | | | |
|---------------------------|---|-------------------|--------|-----------|---|--------------------|-------|------------|---|-----------------|-------|--------------------------|---|--------------------|-------|
| RPI | S | Opponent | Score | RPI | S | Opponent | Score | RPI | S | Opponent | Score | RPI | S | Opponent | Score |
| 1 | A | Baylor | 41 106 | | | | | | | | | 122 | A | Oral Roberts | 48 90 |
| | | | | | | | | | | | | 122 | H | Oral Roberts | 62 81 |
| | | | | | | | | | | | | 125 | H | Sam Houston St. | 53 58 |
| | | | | | | | | | | | | 134 | A | Lamar | 49 58 |
| | | | | | | | | | | | | 159 | A | McNeese St. | 67 75 |
| | | | | | | | | | | | | 162 | A | Nicholls St. | 65 69 |
| | | | | | | | | | | | | 162 | H | Nicholls St. | 65 71 |
| | | | | | | | | | | | | 165 | A | Alabama | 62 97 |
| | | | | | | | | | | | | 204 | A | Stephen F. Austin | 38 80 |
| | | | | | | | | | | | | 204 | H | Stephen F. Austin | 80 83 |
| | | | | | | | | | | | | 236 | A | Ole Miss | 85 95 |
| | | | | | | | | | | | | 256 | A | Central Ark. | 70 64 |
| | | | | | | | | | | | | 256 | H | Central Ark. | 60 76 |
| | | | | | | | | | | | | 274 | A | Northwestern St. | 55 64 |
| | | | | | | | | | | | | 274 | H | Northwestern St. | 66 60 |
| | | | | | | | | | | | | 288 | A | Florida A&M | 62 59 |
| | | | | | | | | | | | | 295 | A | Southern U. | 56 59 |
| | | | | | | | | | | | | 310 | A | Jackson St. | 66 54 |
| | | | | | | | | | | | | 329 | H | A&M-Corpus Christi | 66 54 |
| | | | | | | | | | | | | 339 | A | Alcorn | 59 54 |
| | | | | | | | | | | | | 345 | A | New Orleans | 76 64 |
| | | | | | | | | | | | | 345 | H | New Orleans | 69 67 |
| LAST 12 Division I GAMES: | | | | | | | | | | | | | | | |
| 159 | A | McNeese St. | 67 75 | 329 | H | A&M-Corpus Christi | 66 54 | 125 | H | Sam Houston St. | 53 58 | 274 | A | Northwestern St. | 55 64 |
| 204 | H | Stephen F. Austin | 80 83 | 204 | A | Stephen F. Austin | 38 80 | 162 | H | Nicholls St. | 65 71 | 134 | A | Lamar | 49 58 |
| 274 | H | Northwestern St. | 66 60 | | | | | | | | | | | | |
| 162 | A | Nicholls St. | 65 69 | | | | | | | | | | | | |
| 122 | A | Oral Roberts | 48 90 | | | | | | | | | | | | |
| 256 | A | Central Ark. | 70 64 | | | | | | | | | | | | |

Non-Div I Games: Mobile 83 53 William Carey 91 69

Southeastern La.

■ Loss,
 ■ Non-Conf, S Site,
 ■ Home
 ■ Away
 N Neutral

Southern California

Through Games Of Sunday, February 24, 2013

| Average RPI Win: | 172 | WON-LOST | WINNING | LAST 12 | STRENGTH OF | OPP. STRENGTH | TEAM | ADJ. | CONF. | ADJ CONF. |
|-------------------|----------|-----------|----------------|------------|-------------|---------------|------|------|-------|-----------|
| Average RPI Loss: | 51 | RECORD | PCT. RANK | GAMES | SCHEDULE | OF SCHEDULE | RPI | RPI | RPI | RPI |
| DIV. I ONLY | 8- 19 | 289 | 1- 11 | 7 | 28 | 119 | 119 | 6 | 6 | |
| DIV. I NON-CONF. | 3- 8 | 275 | 0- 0 | 11 | 14 | 158 | 158 | 5 | 5 | |
| TOTALS | RPI 1-25 | RPI 26-50 | W-L RECORDS | RPI 51-100 | RPI 101-150 | RPI 150+ | | | | |
| 8- 19 | 0- 10 | 0- 3 | OVERALL | 1- 3 | 2- 1 | 5- 2 | | | | |
| 5- 12 | 0- 7 | 0- 2 | HOME | 1- 1 | 2- 1 | 2- 1 | | | | |
| 3- 7 | 0- 3 | 0- 1 | AWAY | 0- 2 | 0- 0 | 3- 1 | | | | |
| 0- 0 | 0- 0 | 0- 0 | NEUTRAL | 0- 0 | 0- 0 | 0- 0 | | | | |
| 3- 8 | 0- 3 | 0- 3 | NON-CONFERENCE | 0- 1 | 1- 0 | 2- 1 | | | | |
| 2- 6 | 0- 3 | 0- 2 | HOME | 0- 0 | 1- 0 | 1- 1 | | | | |
| 1- 2 | 0- 0 | 0- 1 | AWAY | 0- 1 | 0- 0 | 1- 0 | | | | |
| 0- 0 | 0- 0 | 0- 0 | NEUTRAL | 0- 0 | 0- 0 | 0- 0 | | | | |
| 5- 11 | 0- 7 | 0- 0 | CONFERENCE | 1- 2 | 1- 1 | 3- 1 | | | | |
| 3- 6 | 0- 4 | 0- 0 | HOME | 1- 1 | 1- 1 | 1- 0 | | | | |
| 2- 5 | 0- 3 | 0- 0 | AWAY | 0- 1 | 0- 0 | 2- 1 | | | | |
| 0- 0 | 0- 0 | 0- 0 | NEUTRAL | 0- 0 | 0- 0 | 0- 0 | | | | |

| RPI | S | Opponent | Score | RPI | S | Opponent | Score | RPI | S | Opponent | Score | RPI | S | Opponent | Score | Team's RPI: 119 |
|---------------------------|---|------------|-------|-----|---|----------------|-------|-----|---|-------------|-------|-----|---|------------------|-------|-----------------|
| 3 | A | Stanford | 66 75 | 32 | H | Vanderbilt | 56 74 | 72 | A | Washington | 58 61 | 109 | H | Arizona St. | 53 60 | |
| 3 | H | Stanford | 55 79 | 38 | A | San Diego St. | 46 80 | 72 | H | Washington | 81 72 | 138 | H | Arizona | 74 57 | |
| 6 | H | Duke | 60 75 | 45 | H | Gonzaga | 52 63 | 93 | H | Utah | 60 63 | 144 | H | Arkansas St. | 72 58 | |
| 8 | A | California | 63 71 | | | | | 97 | A | Fresno St. | 60 65 | 158 | A | UC Santa Barbara | 62 51 | |
| 8 | H | California | 64 72 | | | | | | | | | 167 | A | Washington St. | 54 57 | |
| 12 | H | Texas A&M | 61 79 | | | | | | | | | 167 | H | Washington St. | 61 59 | |
| 15 | H | Nebraska | 65 74 | | | | | | | | | 185 | A | Oregon St. | 56 55 | |
| 17 | A | UCLA | 58 63 | | | | | | | | | 212 | H | UC Davis | 69 78 | |
| 17 | H | UCLA | 54 68 | | | | | | | | | 245 | A | Oregon | 67 62 | |
| 19 | H | Colorado | 49 65 | | | | | | | | | 263 | H | Pepperdine | 65 56 | |
| LAST 12 Division I GAMES: | | | | | | | | | | | | | | | | |
| 17 | A | UCLA | 58 63 | 19 | H | Colorado | 49 65 | 93 | H | Utah | 60 63 | 138 | H | Arizona | 74 57 | |
| 17 | H | UCLA | 54 68 | 72 | A | Washington | 58 61 | 109 | H | Arizona St. | 53 60 | 3 | A | Stanford | 66 75 | |
| 8 | H | California | 64 72 | 167 | A | Washington St. | 54 57 | 8 | A | California | 63 71 | | | | | |

Non-Div I Games:

Southern California

■ Loss,
 ■ Non-Conf,
 ■ S Site,
 ■ H Home
 ■ A Away
 N Neutral

| | | | | | | | | | | |
|-------------------|----------|-----------|----------------|------------|-------------|---------------|------|------|-------|-----------|
| Average RPI Win: | 270 | WON-LOST | WINNING | LAST 12 | STRENGTH OF | OPP. STRENGTH | TEAM | ADJ. | CONF. | ADJ CONF. |
| Average RPI Loss: | 155 | RECORD | PCT. RANK | GAMES | SCHEDULE | OF SCHEDULE | RPI | RPI | RPI | RPI |
| DIV. I ONLY | 4- 21 | 325 | 0- 12 | 193 | 178 | 313 | 313 | 10 | 10 | |
| DIV. I NON-CONF. | 3- 8 | 275 | 0- 0 | 302 | 326 | 310 | 310 | 9 | 9 | |
| TOTALS | RPI 1-25 | RPI 26-50 | W-L RECORDS | RPI 51-100 | RPI 101-150 | RPI 150+ | | | | |
| 4- 21 | 0- 1 | 0- 0 | OVERALL | 0- 4 | 0- 3 | 4- 13 | | | | |
| 2- 9 | 0- 1 | 0- 0 | HOME | 0- 2 | 0- 1 | 2- 5 | | | | |
| 2- 10 | 0- 0 | 0- 0 | AWAY | 0- 2 | 0- 2 | 2- 6 | | | | |
| 0- 2 | 0- 0 | 0- 0 | NEUTRAL | 0- 0 | 0- 0 | 0- 2 | | | | |
| 3- 8 | 0- 0 | 0- 0 | NON-CONFERENCE | 0- 0 | 0- 1 | 3- 7 | | | | |
| 1- 3 | 0- 0 | 0- 0 | HOME | 0- 0 | 0- 0 | 1- 3 | | | | |
| 2- 3 | 0- 0 | 0- 0 | AWAY | 0- 0 | 0- 1 | 2- 2 | | | | |
| 0- 2 | 0- 0 | 0- 0 | NEUTRAL | 0- 0 | 0- 0 | 0- 2 | | | | |
| 1- 13 | 0- 1 | 0- 0 | CONFERENCE | 0- 4 | 0- 2 | 1- 6 | | | | |
| 1- 6 | 0- 1 | 0- 0 | HOME | 0- 2 | 0- 1 | 1- 2 | | | | |
| 0- 7 | 0- 0 | 0- 0 | AWAY | 0- 2 | 0- 1 | 0- 4 | | | | |
| 0- 0 | 0- 0 | 0- 0 | NEUTRAL | 0- 0 | 0- 0 | 0- 0 | | | | |

| RPI | S | Opponent | Score | RPI | S | Opponent | Score | RPI | S | Opponent | Score | RPI | S | Opponent | Score | Team's RPI: 313 |
|---------------------------|---|--------------|--------------|-----|---|--------------|--------------|-----|---|--------------|--------------|-----|---|-------------------|---------------|-----------------|
| 24 | H | Creighton | 60 81 | | | | | 70 | A | Illinois St. | 41 89 | 105 | A | Missouri | 47 110 | |
| | | | | | | | | 70 | H | Illinois St. | 68 71 | 114 | A | Indiana St. | 57 72 | |
| | | | | | | | | 79 | A | Wichita St. | 55 80 | 114 | H | Indiana St. | 64 77 | |
| | | | | | | | | 79 | H | Wichita St. | 59 72 | 151 | A | Missouri St. | 74 81 | |
| | | | | | | | | | | | | 151 | H | Missouri St. | 72 79 | |
| | | | | | | | | | | | | 152 | A | UNI | 59 76 | |
| | | | | | | | | | | | | 172 | A | Bradley | 48 90 | |
| | | | | | | | | | | | | 193 | A | Evansville | 65 71 | |
| | | | | | | | | | | | | 193 | H | Evansville | 41 52 | |
| | | | | | | | | | | | | 198 | N | Fla. Atlantic | 81 85 | |
| | | | | | | | | | | | | 200 | A | SIU Edwardsville | 68 63 | |
| | | | | | | | | | | | | 210 | N | Radford | 62 85 | |
| | | | | | | | | | | | | 220 | A | Loyola Chicago | 73 82 | |
| | | | | | | | | | | | | 221 | A | Murray St. | 55 67 | |
| | | | | | | | | | | | | 232 | H | Marshall | 66 70 | |
| | | | | | | | | | | | | 249 | H | IPFW | 65 78 | |
| | | | | | | | | | | | | 256 | H | Central Ark. | 46 59 | |
| | | | | | | | | | | | | 257 | H | Drake | 77 70 | |
| | | | | | | | | | | | | 281 | H | Southeast Mo. St. | 58 57 | |
| | | | | | | | | | | | | 342 | A | Chicago St. | 69 66 | |
| LAST 12 Division I GAMES: | | | | | | | | | | | | | | | | |
| 79 | A | Wichita St. | 55 80 | 152 | A | UNI | 59 76 | | | | | | | | | |
| 151 | A | Missouri St. | 74 81 | 151 | H | Missouri St. | 72 79 | | | | | | | | | |
| 114 | H | Indiana St. | 64 77 | 79 | H | Wichita St. | 59 72 | | | | | | | | | |
| 70 | H | Illinois St. | 68 71 | 70 | A | Illinois St. | 41 89 | | | | | | | | | |
| 193 | H | Evansville | 41 52 | 114 | A | Indiana St. | 57 72 | | | | | | | | | |
| 172 | A | Bradley | 48 90 | 193 | A | Evansville | 65 71 | | | | | | | | | |

Non-Div I Games:

Southern Ill.

■ Loss,
 ■ Non-Conf,
 ■ S Site,
 ■ Home
 ■ Away
 N Neutral

| Average RPI Win: | 222 | WON-LOST | WINNING | LAST 12 | STRENGTH OF | OPP. STRENGTH | TEAM | ADJ. | CONF. | ADJ CONF. |
|-------------------|----------|-----------|----------------|------------|-------------|---------------|------|------|-------|-----------|
| Average RPI Loss: | 126 | RECORD | PCT. RANK | GAMES | SCHEDULE | OF SCHEDULE | RPI | RPI | RPI | RPI |
| DIV. I ONLY | 10- 14 | 210 | 3- 9 | 161 | 146 | 203 | 203 | 8 | 8 | |
| DIV. I NON-CONF. | 6- 5 | 146 | 0- 0 | 251 | 309 | 193 | 193 | 10 | 10 | |
| TOTALS | RPI 1-25 | RPI 26-50 | W-L RECORDS | RPI 51-100 | RPI 101-150 | RPI 150+ | | | | |
| 10- 14 | 0- 0 | 0- 0 | OVERALL | 0- 5 | 2- 5 | 8- 4 | | | | |
| 6- 6 | 0- 0 | 0- 0 | HOME | 0- 2 | 0- 4 | 6- 0 | | | | |
| 4- 8 | 0- 0 | 0- 0 | AWAY | 0- 3 | 2- 1 | 2- 4 | | | | |
| 0- 0 | 0- 0 | 0- 0 | NEUTRAL | 0- 0 | 0- 0 | 0- 0 | | | | |
| 6- 5 | 0- 0 | 0- 0 | NON-CONFERENCE | 0- 2 | 0- 0 | 6- 3 | | | | |
| 4- 1 | 0- 0 | 0- 0 | HOME | 0- 1 | 0- 0 | 4- 0 | | | | |
| 2- 4 | 0- 0 | 0- 0 | AWAY | 0- 1 | 0- 0 | 2- 3 | | | | |
| 0- 0 | 0- 0 | 0- 0 | NEUTRAL | 0- 0 | 0- 0 | 0- 0 | | | | |
| 4- 9 | 0- 0 | 0- 0 | CONFERENCE | 0- 3 | 2- 5 | 2- 1 | | | | |
| 2- 5 | 0- 0 | 0- 0 | HOME | 0- 1 | 0- 4 | 2- 0 | | | | |
| 2- 4 | 0- 0 | 0- 0 | AWAY | 0- 2 | 2- 1 | 0- 1 | | | | |
| 0- 0 | 0- 0 | 0- 0 | NEUTRAL | 0- 0 | 0- 0 | 0- 0 | | | | |

| RPI S | Opponent | Score | RPI S | Opponent | Score | RPI S | Opponent | Score | RPI S | Opponent | Score | Team's RPI: 203 |
|---------------------------|-----------------|-------|-------|-----------|-------|-------|-----------------|-------|-------|-------------------|-------|-----------------|
| | | | | | | 56 | H SMU | 69 79 | 110 | A Memphis | 57 63 | |
| | | | | | | 68 | A UALR | 45 64 | 110 | H Memphis | 74 80 | |
| | | | | | | 78 | A East Carolina | 60 82 | 133 | A UAB | 54 51 | |
| | | | | | | 84 | A UTEP | 55 60 | 133 | H UAB | 50 55 | |
| | | | | | | 88 | H Hampton | 41 78 | 146 | A UCF | 62 57 | |
| | | | | | | | | | 146 | H UCF | 62 75 | |
| | | | | | | | | | 148 | H Tulsa | 56 78 | |
| | | | | | | | | | 154 | H Rice | 76 57 | |
| | | | | | | | | | 155 | A UT Martin | 80 87 | |
| | | | | | | | | | 159 | H McNeese St. | 68 59 | |
| | | | | | | | | | 163 | A Houston | 70 81 | |
| | | | | | | | | | 181 | A South Ala. | 67 69 | |
| | | | | | | | | | 191 | H Mississippi St. | 61 59 | |
| | | | | | | | | | 232 | H Marshall | 48 46 | |
| | | | | | | | | | 239 | A La.-Monroe | 55 73 | |
| | | | | | | | | | 256 | H Central Ark. | 53 44 | |
| | | | | | | | | | 288 | A Florida A&M | 88 71 | |
| | | | | | | | | | 315 | H Savannah St. | 51 38 | |
| | | | | | | | | | 345 | A New Orleans | 69 59 | |
| LAST 12 Division I GAMES: | | | | | | | | | | | | |
| 133 | H UAB | 50 55 | 133 | A UAB | 54 51 | | | | | | | |
| 110 | H Memphis | 74 80 | 154 | H Rice | 76 57 | | | | | | | |
| 78 | A East Carolina | 60 82 | 163 | A Houston | 70 81 | | | | | | | |
| 146 | H UCF | 62 75 | 146 | A UCF | 62 57 | | | | | | | |
| 84 | A UTEP | 55 60 | 56 | H SMU | 69 79 | | | | | | | |
| 148 | H Tulsa | 56 78 | 110 | A Memphis | 57 63 | | | | | | | |

Non-Div I Games: William Carey 76 46 Loyola (LA) 79 63

Southern Miss.

Loss, Non-Conf, S Site, H Home A Away N Neutral

| | | | | | | | | | |
|------------------------------|---------------|------------|----------------|-------------|---------------|------------|------------|-----------|-----------|
| Average RPI Win: 290 | WON-LOST | WINNING | LAST 12 | STRENGTH OF | OPP. STRENGTH | TEAM | ADJ. | CONF. | ADJ CONF. |
| Average RPI Loss: 197 | RECORD | PCT. RANK | GAMES | SCHEDULE | OF SCHEDULE | RPI | RPI | RPI | RPI |
| DIV. I ONLY | 12- 15 | 193 | 8- 4 | 335 | 321 | 295 | 295 | 32 | 32 |
| DIV. I NON-CONF. | 1- 10 | 325 | 0- 0 | 165 | 101 | 317 | 317 | 31 | 31 |
| TOTALS | RPI 1-25 | RPI 26-50 | W-L RECORDS | RPI 51-100 | RPI 101-150 | RPI 150+ | | | |
| 12- 15 | 0- 1 | 0- 0 | OVERALL | 0- 4 | 0- 0 | 12- 10 | | | |
| 8- 5 | 0- 0 | 0- 0 | HOME | 0- 1 | 0- 0 | 8- 4 | | | |
| 4- 7 | 0- 1 | 0- 0 | AWAY | 0- 3 | 0- 0 | 4- 3 | | | |
| 0- 3 | 0- 0 | 0- 0 | NEUTRAL | 0- 0 | 0- 0 | 0- 3 | | | |
| 1- 10 | 0- 1 | 0- 0 | NON-CONFERENCE | 0- 4 | 0- 0 | 1- 5 | | | |
| 1- 3 | 0- 0 | 0- 0 | HOME | 0- 1 | 0- 0 | 1- 2 | | | |
| 0- 4 | 0- 1 | 0- 0 | AWAY | 0- 3 | 0- 0 | 0- 0 | | | |
| 0- 3 | 0- 0 | 0- 0 | NEUTRAL | 0- 0 | 0- 0 | 0- 3 | | | |
| 11- 5 | 0- 0 | 0- 0 | CONFERENCE | 0- 0 | 0- 0 | 11- 5 | | | |
| 7- 2 | 0- 0 | 0- 0 | HOME | 0- 0 | 0- 0 | 7- 2 | | | |
| 4- 3 | 0- 0 | 0- 0 | AWAY | 0- 0 | 0- 0 | 4- 3 | | | |
| 0- 0 | 0- 0 | 0- 0 | NEUTRAL | 0- 0 | 0- 0 | 0- 0 | | | |

| RPI 1-25 | | | | RPI 26-50 | | | | RPI 51-100 | | | | RPI 101+ Team's RPI: 295 | | | |
|---------------------------|---|------------------|-------|-----------|---|------------------|-------|------------|---|----------|-------|--------------------------|---|------------------|-------|
| RPI | S | Opponent | Score | RPI | S | Opponent | Score | RPI | S | Opponent | Score | RPI | S | Opponent | Score |
| 12 | A | Texas A&M | 48 88 | | | | | 64 | A | Rutgers | 49 63 | 157 | H | Texas Southern | 72 60 |
| | | | | | | | | 72 | A | Fordham | 44 56 | 181 | H | South Ala. | 41 63 |
| | | | | | | | | 86 | A | Ohio St. | 50 73 | 200 | N | SIU Edwardsville | 53 55 |
| | | | | | | | | 91 | H | Tulane | 45 65 | 217 | N | St. Bonaventure | 36 56 |
| | | | | | | | | | | | | 227 | A | Mississippi Val. | 57 61 |
| | | | | | | | | | | | | 227 | H | Mississippi Val. | 73 62 |
| | | | | | | | | | | | | 232 | N | Marshall | 47 57 |
| | | | | | | | | | | | | 241 | H | Prairie View | 60 55 |
| | | | | | | | | | | | | 283 | H | La.-Lafayette | 69 71 |
| | | | | | | | | | | | | 290 | H | Southeastern La. | 59 56 |
| | | | | | | | | | | | | 299 | A | Alabama A&M | 76 63 |
| | | | | | | | | | | | | 299 | H | Alabama A&M | 47 64 |
| | | | | | | | | | | | | 310 | A | Jackson St. | 72 59 |
| | | | | | | | | | | | | 310 | H | Jackson St. | 56 54 |
| | | | | | | | | | | | | 319 | A | Grambling | 76 92 |
| | | | | | | | | | | | | 319 | H | Grambling | 83 81 |
| | | | | | | | | | | | | 325 | A | Alabama St. | 57 44 |
| | | | | | | | | | | | | 325 | H | Alabama St. | 55 44 |
| | | | | | | | | | | | | 336 | A | Ark.-Pine Bluff | 50 59 |
| | | | | | | | | | | | | 336 | H | Ark.-Pine Bluff | 67 44 |
| | | | | | | | | | | | | 339 | A | Alcorn | 64 53 |
| | | | | | | | | | | | | 339 | H | Alcorn | 54 65 |
| LAST 12 Division I GAMES: | | | | | | | | | | | | | | | |
| 339 | H | Alcorn | 54 65 | 319 | H | Grambling | 83 81 | | | | | | | | |
| 299 | H | Alabama A&M | 47 64 | 339 | A | Alcorn | 64 53 | | | | | | | | |
| 325 | H | Alabama St. | 55 44 | 299 | A | Alabama A&M | 76 63 | | | | | | | | |
| 227 | A | Mississippi Val. | 57 61 | 325 | A | Alabama St. | 57 44 | | | | | | | | |
| 336 | A | Ark.-Pine Bluff | 50 59 | 227 | H | Mississippi Val. | 73 62 | | | | | | | | |
| 310 | H | Jackson St. | 56 54 | 336 | H | Ark.-Pine Bluff | 67 44 | | | | | | | | |

Non-Div I Games:

Southern U.

Southern Utah

Through Games Of Sunday, February 24, 2013

| | | | | | | | | | | |
|-------------------|----------|-----------|----------------|------------|-------------|---------------|------|------|-------|-----------|
| Average RPI Win: | 261 | WON-LOST | WINNING | LAST 12 | STRENGTH OF | OPP. STRENGTH | TEAM | ADJ. | CONF. | ADJ CONF. |
| Average RPI Loss: | 150 | RECORD | PCT. RANK | GAMES | SCHEDULE | OF SCHEDULE | RPI | RPI | RPI | RPI |
| DIV. I ONLY | 12- 13 | 171 | 5- 7 | 301 | 278 | 244 | 244 | 16 | 16 | |
| DIV. I NON-CONF. | 5- 4 | 142 | 0- 0 | 294 | 343 | 215 | 215 | 14 | 14 | |
| TOTALS | RPI 1-25 | RPI 26-50 | W-L RECORDS | RPI 51-100 | RPI 101-150 | RPI 150+ | | | | |
| 12- 13 | 0- 0 | 0- 1 | OVERALL | 0- 4 | 2- 4 | 10- 4 | | | | |
| 5- 6 | 0- 0 | 0- 0 | HOME | 0- 2 | 1- 2 | 4- 2 | | | | |
| 6- 6 | 0- 0 | 0- 1 | AWAY | 0- 2 | 1- 2 | 5- 1 | | | | |
| 1- 1 | 0- 0 | 0- 0 | NEUTRAL | 0- 0 | 0- 0 | 1- 1 | | | | |
| 5- 4 | 0- 0 | 0- 1 | NON-CONFERENCE | 0- 1 | 0- 0 | 5- 2 | | | | |
| 2- 1 | 0- 0 | 0- 0 | HOME | 0- 0 | 0- 0 | 2- 1 | | | | |
| 2- 2 | 0- 0 | 0- 1 | AWAY | 0- 1 | 0- 0 | 2- 0 | | | | |
| 1- 1 | 0- 0 | 0- 0 | NEUTRAL | 0- 0 | 0- 0 | 1- 1 | | | | |
| 7- 9 | 0- 0 | 0- 0 | CONFERENCE | 0- 3 | 2- 4 | 5- 2 | | | | |
| 3- 5 | 0- 0 | 0- 0 | HOME | 0- 2 | 1- 2 | 2- 1 | | | | |
| 4- 4 | 0- 0 | 0- 0 | AWAY | 0- 1 | 1- 2 | 3- 1 | | | | |
| 0- 0 | 0- 0 | 0- 0 | NEUTRAL | 0- 0 | 0- 0 | 0- 0 | | | | |

| RPI | S | Opponent | Score | RPI | S | Opponent | Score | RPI | S | Opponent | Score | RPI | S | Opponent | Score | Team's RPI: 244 |
|---------------------------|---|----------------|-------|-----|---|----------------|-------|-----|---|-----------------|-------|-----|---|----------------|-------|-----------------|
| 31 | A | Texas Tech | 54 73 | 85 | H | Montana | 63 78 | 101 | A | Northern Colo. | 73 57 | 135 | A | Idaho St. | 71 80 | |
| | | | | 93 | A | Utah | 61 79 | 135 | H | Idaho St. | 50 60 | 139 | H | Montana St. | 59 65 | |
| | | | | 99 | A | Eastern Wash. | 70 79 | 149 | A | Sacramento St. | 86 93 | 149 | H | Sacramento St. | 79 71 | |
| | | | | 99 | H | Eastern Wash. | 70 78 | 162 | N | Nicholls St. | 54 65 | 209 | A | Portland St. | 70 68 | |
| | | | | | | | | 209 | H | Portland St. | 83 60 | 231 | A | North Dakota | 60 54 | |
| | | | | | | | | 252 | H | New Mexico St. | 68 70 | 278 | A | San Jose St. | 93 82 | |
| | | | | | | | | 287 | A | Northern Ariz. | 74 76 | 287 | H | Northern Ariz. | 61 71 | |
| | | | | | | | | 304 | A | Utah Valley | 71 66 | 304 | H | Utah Valley | 66 49 | |
| | | | | | | | | 328 | A | Weber St. | 74 61 | 328 | H | Weber St. | 72 54 | |
| | | | | | | | | 344 | H | Houston Baptist | 79 58 | 345 | N | New Orleans | 76 47 | |
| LAST 12 Division I GAMES: | | | | | | | | | | | | | | | | |
| 101 | A | Northern Colo. | 73 57 | 149 | A | Sacramento St. | 86 93 | | | | | | | | | |
| 99 | H | Eastern Wash. | 70 78 | 99 | A | Eastern Wash. | 70 79 | | | | | | | | | |
| 209 | H | Portland St. | 83 60 | 209 | A | Portland St. | 70 68 | | | | | | | | | |
| 135 | H | Idaho St. | 50 60 | 85 | H | Montana | 63 78 | | | | | | | | | |
| 328 | H | Weber St. | 72 54 | 139 | H | Montana St. | 59 65 | | | | | | | | | |
| 287 | A | Northern Ariz. | 74 76 | 328 | A | Weber St. | 74 61 | | | | | | | | | |

Non-Div I Games: Southern Ore. 99 71

Southern Utah

■ Loss,
 ■ Non-Conf,
 ■ S Site,
 ■ H Home
 ■ A Away
 N Neutral

| Average RPI Win: | 285 | WON-LOST | WINNING | LAST 12 | STRENGTH OF | OPP. STRENGTH | TEAM | ADJ. | CONF. | ADJ CONF. |
|-------------------|----------|-----------|----------------|------------|-------------|---------------|------|------|-------|-----------|
| Average RPI Loss: | 96 | RECORD | PCT. RANK | GAMES | SCHEDULE | OF SCHEDULE | RPI | RPI | RPI | RPI |
| DIV. I ONLY | 9- 18 | 269 | 2- 10 | 104 | 123 | 217 | 217 | 9 | 9 | |
| DIV. I NON-CONF. | 7- 8 | 178 | 0- 0 | 120 | 208 | 153 | 153 | 8 | 8 | |
| TOTALS | RPI 1-25 | RPI 26-50 | W-L RECORDS | RPI 51-100 | RPI 101-150 | RPI 150+ | | | | |
| 9- 18 | 0- 3 | 0- 5 | OVERALL | 0- 2 | 0- 3 | 9- 5 | | | | |
| 6- 5 | 0- 1 | 0- 0 | HOME | 0- 1 | 0- 2 | 6- 1 | | | | |
| 2- 11 | 0- 1 | 0- 5 | AWAY | 0- 1 | 0- 1 | 2- 3 | | | | |
| 1- 2 | 0- 1 | 0- 0 | NEUTRAL | 0- 0 | 0- 0 | 1- 1 | | | | |
| 7- 8 | 0- 2 | 0- 3 | NON-CONFERENCE | 0- 0 | 0- 1 | 7- 2 | | | | |
| 4- 1 | 0- 0 | 0- 0 | HOME | 0- 0 | 0- 1 | 4- 0 | | | | |
| 2- 5 | 0- 1 | 0- 3 | AWAY | 0- 0 | 0- 0 | 2- 1 | | | | |
| 1- 2 | 0- 1 | 0- 0 | NEUTRAL | 0- 0 | 0- 0 | 1- 1 | | | | |
| 2- 10 | 0- 1 | 0- 2 | CONFERENCE | 0- 2 | 0- 2 | 2- 3 | | | | |
| 2- 4 | 0- 1 | 0- 0 | HOME | 0- 1 | 0- 1 | 2- 1 | | | | |
| 0- 6 | 0- 0 | 0- 2 | AWAY | 0- 1 | 0- 1 | 0- 2 | | | | |
| 0- 0 | 0- 0 | 0- 0 | NEUTRAL | 0- 0 | 0- 0 | 0- 0 | | | | |

| RPI | S | Opponent | Score | RPI | S | Opponent | Score | RPI | S | Opponent | Score | RPI | S | Opponent | Score | Team's RPI: 217 |
|---------------------------|---|-------------------|-------|-----|---|----------------|-------|-----|---|-----------|-------|-----|---|--------------------|-------|-----------------|
| 13 | H | Dayton | 63 67 | 26 | A | Green Bay | 42 61 | 53 | H | Charlotte | 57 64 | 107 | A | Butler | 46 64 | |
| 14 | N | Georgia | 48 84 | 34 | A | Duquesne | 33 61 | 98 | A | Richmond | 46 51 | 120 | H | North Carolina St. | 66 70 | |
| 20 | A | Delaware | 58 68 | 42 | A | West Virginia | 47 67 | | | | | 126 | H | Temple | 59 67 | |
| | | | | 43 | A | Toledo | 45 59 | | | | | 160 | A | George Washington | 52 57 | |
| | | | | 46 | A | Saint Joseph's | 44 61 | | | | | 179 | A | Fairfield | 49 52 | |
| | | | | | | | | | | | | 196 | A | Xavier | 50 58 | |
| | | | | | | | | | | | | 214 | N | North Texas | 71 72 | |
| | | | | | | | | | | | | 229 | H | VCU | 51 64 | |
| | | | | | | | | | | | | 230 | A | Niagara | 51 49 | |
| | | | | | | | | | | | | 257 | A | Buffalo | 64 55 | |
| | | | | | | | | | | | | 270 | H | Colgate | 54 45 | |
| | | | | | | | | | | | | 272 | H | Canisius | 66 44 | |
| | | | | | | | | | | | | 295 | N | Southern U. | 56 36 | |
| | | | | | | | | | | | | 296 | H | Massachusetts | 61 49 | |
| | | | | | | | | | | | | 301 | H | Rhode Island | 48 28 | |
| | | | | | | | | | | | | 309 | H | Binghamton | 61 34 | |
| | | | | | | | | | | | | 337 | H | Kent St. | 79 42 | |
| LAST 12 Division I GAMES: | | | | | | | | | | | | | | | | |
| 160 | A | George Washington | 52 57 | 53 | H | Charlotte | 57 64 | | | | | | | | | |
| 13 | H | Dayton | 63 67 | 46 | A | Saint Joseph's | 44 61 | | | | | | | | | |
| 107 | A | Butler | 46 64 | 301 | H | Rhode Island | 48 28 | | | | | | | | | |
| 229 | H | VCU | 51 64 | 296 | H | Massachusetts | 61 49 | | | | | | | | | |
| 34 | A | Duquesne | 33 61 | 98 | A | Richmond | 46 51 | | | | | | | | | |
| 196 | A | Xavier | 50 58 | 126 | H | Temple | 59 67 | | | | | | | | | |

Non-Div I Games:

St. Bonaventure

| | | | | | | | | | | |
|-------------------|----------|-----------|----------------|------------|-------------|---------------|------|------|-------|-----------|
| Average RPI Win: | 252 | WON-LOST | WINNING | LAST 12 | STRENGTH OF | OPP. STRENGTH | TEAM | ADJ. | CONF. | ADJ CONF. |
| Average RPI Loss: | 207 | RECORD | PCT. RANK | GAMES | SCHEDULE | OF SCHEDULE | RPI | RPI | RPI | RPI |
| DIV. I ONLY | 11- 15 | 205 | 6- 6 | 286 | 325 | 250 | 250 | 24 | 24 | |
| DIV. I NON-CONF. | 3- 8 | 275 | 0- 0 | 247 | 340 | 289 | 289 | 22 | 22 | |
| TOTALS | RPI 1-25 | RPI 26-50 | W-L RECORDS | RPI 51-100 | RPI 101-150 | RPI 150+ | | | | |
| 11- 15 | 0- 0 | 0- 1 | OVERALL | 0- 0 | 1- 1 | 10- 13 | | | | |
| 4- 6 | 0- 0 | 0- 0 | HOME | 0- 0 | 0- 1 | 4- 5 | | | | |
| 7- 9 | 0- 0 | 0- 1 | AWAY | 0- 0 | 1- 0 | 6- 8 | | | | |
| 0- 0 | 0- 0 | 0- 0 | NEUTRAL | 0- 0 | 0- 0 | 0- 0 | | | | |
| 3- 8 | 0- 0 | 0- 0 | NON-CONFERENCE | 0- 0 | 0- 0 | 3- 8 | | | | |
| 1- 3 | 0- 0 | 0- 0 | HOME | 0- 0 | 0- 0 | 1- 3 | | | | |
| 2- 5 | 0- 0 | 0- 0 | AWAY | 0- 0 | 0- 0 | 2- 5 | | | | |
| 0- 0 | 0- 0 | 0- 0 | NEUTRAL | 0- 0 | 0- 0 | 0- 0 | | | | |
| 8- 7 | 0- 0 | 0- 1 | CONFERENCE | 0- 0 | 1- 1 | 7- 5 | | | | |
| 3- 3 | 0- 0 | 0- 0 | HOME | 0- 0 | 0- 1 | 3- 2 | | | | |
| 5- 4 | 0- 0 | 0- 1 | AWAY | 0- 0 | 1- 0 | 4- 3 | | | | |
| 0- 0 | 0- 0 | 0- 0 | NEUTRAL | 0- 0 | 0- 0 | 0- 0 | | | | |

| RPI 1-25 | | | RPI 26-50 | | | RPI 51-100 | | | RPI 101+ | | | Team's RPI: 250 |
|---------------------------|---|---------------------|-----------|-----|---|---------------------|-------|-----|----------|---------------------|-------|-----------------|
| RPI | S | Opponent | Score | RPI | S | Opponent | Score | RPI | S | Opponent | Score | |
| | | | | 44 | A | Quinnipiac | 52 73 | | | | | |
| | | | | | | | | 106 | A | Sacred Heart | 56 47 | |
| | | | | | | | | 130 | H | Saint Francis (PA) | 53 64 | |
| | | | | | | | | 161 | A | Army | 59 47 | |
| | | | | | | | | 179 | A | Fairfield | 43 52 | |
| | | | | | | | | 182 | H | Yale | 62 66 | |
| | | | | | | | | 186 | H | Penn | 60 61 | |
| | | | | | | | | 188 | A | Rider | 58 55 | |
| | | | | | | | | 190 | A | Monmouth | 47 51 | |
| | | | | | | | | 190 | H | Monmouth | 64 68 | |
| | | | | | | | | 208 | A | Lafayette | 63 66 | |
| | | | | | | | | 211 | A | Central Conn. St. | 29 55 | |
| | | | | | | | | 226 | A | Stony Brook | 52 65 | |
| | | | | | | | | 233 | A | Mt. St. Mary's | 48 49 | |
| | | | | | | | | 233 | H | Mt. St. Mary's | 45 49 | |
| | | | | | | | | 251 | A | Fairleigh Dickinson | 56 50 | |
| | | | | | | | | 251 | H | Fairleigh Dickinson | 64 56 | |
| | | | | | | | | 264 | H | Cornell | 56 74 | |
| | | | | | | | | 267 | H | Robert Morris | 67 63 | |
| | | | | | | | | 273 | A | Bryant | 68 57 | |
| | | | | | | | | 292 | A | NJIT | 61 73 | |
| | | | | | | | | 293 | H | Delaware St. | 69 50 | |
| | | | | | | | | 324 | A | LIU Brooklyn | 69 58 | |
| | | | | | | | | 324 | H | LIU Brooklyn | 70 62 | |
| | | | | | | | | 333 | A | Wagner | 72 66 | |
| | | | | | | | | 340 | A | Columbia | 45 49 | |
| LAST 12 Division I GAMES: | | | | | | | | | | | | |
| 233 | A | Mt. St. Mary's | 48 49 | 130 | H | Saint Francis (PA) | 53 64 | | | | | |
| 251 | A | Fairleigh Dickinson | 56 50 | 324 | A | LIU Brooklyn | 69 58 | | | | | |
| 190 | A | Monmouth | 47 51 | 211 | A | Central Conn. St. | 29 55 | | | | | |
| 273 | A | Bryant | 68 57 | 190 | H | Monmouth | 64 68 | | | | | |
| 324 | H | LIU Brooklyn | 70 62 | 251 | H | Fairleigh Dickinson | 64 56 | | | | | |
| 267 | H | Robert Morris | 67 63 | 233 | H | Mt. St. Mary's | 45 49 | | | | | |

Non-Div I Games:

St. Francis Brooklyn

| | | | | | | | | | | |
|-------------------|----------|-----------|----------------|------------|-------------|---------------|------|------|-------|-----------|
| Average RPI Win: | 142 | WON-LOST | WINNING | LAST 12 | STRENGTH OF | OPP. STRENGTH | TEAM | ADJ. | CONF. | ADJ CONF. |
| Average RPI Loss: | 32 | RECORD | PCT. RANK | GAMES | SCHEDULE | OF SCHEDULE | RPI | RPI | RPI | RPI |
| DIV. I ONLY | 15- 10 | 110 | 8- 4 | 9 | 48 | 40 | 40 | 4 | 4 | |
| DIV. I NON-CONF. | 6- 6 | 159 | 0- 0 | 6 | 80 | 71 | 71 | 3 | 3 | |
| <hr/> | | | | | | | | | | |
| TOTALS | RPI 1-25 | RPI 26-50 | W-L RECORDS | RPI 51-100 | RPI 101-150 | RPI 150+ | | | | |
| 15- 10 | 0- 6 | 1- 2 | OVERALL | 5- 1 | 2- 1 | 7- 0 | | | | |
| 9- 4 | 0- 3 | 1- 1 | HOME | 1- 0 | 1- 0 | 6- 0 | | | | |
| 5- 4 | 0- 2 | 0- 1 | AWAY | 4- 1 | 0- 0 | 1- 0 | | | | |
| 1- 2 | 0- 1 | 0- 0 | NEUTRAL | 0- 0 | 1- 1 | 0- 0 | | | | |
| 6- 6 | 0- 3 | 0- 1 | NON-CONFERENCE | 1- 1 | 2- 1 | 3- 0 | | | | |
| 4- 2 | 0- 2 | 0- 0 | HOME | 0- 0 | 1- 0 | 3- 0 | | | | |
| 1- 2 | 0- 0 | 0- 1 | AWAY | 1- 1 | 0- 0 | 0- 0 | | | | |
| 1- 2 | 0- 1 | 0- 0 | NEUTRAL | 0- 0 | 1- 1 | 0- 0 | | | | |
| 9- 4 | 0- 3 | 1- 1 | CONFERENCE | 4- 0 | 0- 0 | 4- 0 | | | | |
| 5- 2 | 0- 1 | 1- 1 | HOME | 1- 0 | 0- 0 | 3- 0 | | | | |
| 4- 2 | 0- 2 | 0- 0 | AWAY | 3- 0 | 0- 0 | 1- 0 | | | | |
| 0- 0 | 0- 0 | 0- 0 | NEUTRAL | 0- 0 | 0- 0 | 0- 0 | | | | |

| RPI 1-25 | | | | RPI 26-50 | | | | RPI 51-100 | | | | RPI 101+ | | | |
|---------------------------|---|-------------|-------|-----------|---|------------|-------|------------|---|------------|-------|----------|---|----------------|-------|
| RPI | S | Opponent | Score | RPI | S | Opponent | Score | RPI | S | Opponent | Score | RPI | S | Opponent | Score |
| 2 | H | Connecticut | 65 71 | 37 | H | Syracuse | 57 60 | 58 | A | South Fla. | 65 59 | 108 | N | Texas | 60 70 |
| 4 | A | Notre Dame | 50 74 | 44 | A | Quinnipiac | 72 75 | 59 | A | Boston U. | 49 66 | 141 | H | Hofstra | 73 47 |
| 6 | N | Duke | 42 60 | 50 | H | Georgetown | 76 72 | 61 | A | Marquette | 67 61 | 146 | N | UCF | 72 54 |
| 17 | H | UCLA | 52 53 | | | | | 64 | A | Rutgers | 48 44 | 164 | H | Iona | 71 55 |
| 20 | H | Delaware | 59 60 | | | | | 64 | H | Rutgers | 61 48 | 169 | H | Cincinnati | 75 46 |
| 21 | A | Louisville | 54 57 | | | | | 100 | A | Hartford | 66 54 | 184 | H | Tennessee Tech | 58 46 |
| | | | | | | | | | | | | 192 | A | Providence | 65 51 |
| | | | | | | | | | | | | 206 | H | Seton Hall | 72 46 |
| | | | | | | | | | | | | 235 | H | Pittsburgh | 61 32 |
| | | | | | | | | | | | | 292 | H | NJIT | 55 37 |
| <hr/> | | | | | | | | | | | | | | | |
| LAST 12 Division I GAMES: | | | | | | | | | | | | | | | |
| 64 | H | Rutgers | 61 48 | 192 | A | Providence | 65 51 | | | | | | | | |
| 61 | A | Marquette | 67 61 | 21 | A | Louisville | 54 57 | | | | | | | | |
| 169 | H | Cincinnati | 75 46 | 37 | H | Syracuse | 57 60 | | | | | | | | |
| 58 | A | South Fla. | 65 59 | 4 | A | Notre Dame | 50 74 | | | | | | | | |
| 50 | H | Georgetown | 76 72 | 235 | H | Pittsburgh | 61 32 | | | | | | | | |
| 2 | H | Connecticut | 65 71 | 206 | H | Seton Hall | 72 46 | | | | | | | | |

Non-Div I Games:

St. John's (NY)

■ Loss,
 ■ Non-Conf, S Site,
 ■ Home
 ■ Away
 N Neutral

St. Mary's (CA)

Through Games Of Sunday, February 24, 2013

| | | | | | | | | | | |
|-------------------|----------|-----------|----------------|------------|-------------|---------------|------|------|-------|-----------|
| Average RPI Win: | 163 | WON-LOST | WINNING | LAST 12 | STRENGTH OF | OPP. STRENGTH | TEAM | ADJ. | CONF. | ADJ CONF. |
| Average RPI Loss: | 52 | RECORD | PCT. RANK | GAMES | SCHEDULE | OF SCHEDULE | RPI | RPI | RPI | RPI |
| DIV. I ONLY | 18- 8 | 66 | 8- 4 | 43 | 90 | 36 | 36 | 7 | 7 | |
| DIV. I NON-CONF. | 8- 4 | 84 | 0- 0 | 16 | 84 | 25 | 25 | 7 | 7 | |
| TOTALS | RPI 1-25 | RPI 26-50 | W-L RECORDS | RPI 51-100 | RPI 101-150 | RPI 150+ | | | | |
| 18- 8 | 0- 2 | 1- 2 | OVERALL | 3- 4 | 2- 0 | 12- 0 | | | | |
| 9- 2 | 0- 0 | 1- 1 | HOME | 2- 1 | 1- 0 | 5- 0 | | | | |
| 8- 5 | 0- 1 | 0- 1 | AWAY | 1- 3 | 1- 0 | 6- 0 | | | | |
| 1- 1 | 0- 1 | 0- 0 | NEUTRAL | 0- 0 | 0- 0 | 1- 0 | | | | |
| 8- 4 | 0- 2 | 0- 1 | NON-CONFERENCE | 2- 1 | 1- 0 | 5- 0 | | | | |
| 3- 1 | 0- 0 | 0- 1 | HOME | 1- 0 | 1- 0 | 1- 0 | | | | |
| 4- 2 | 0- 1 | 0- 0 | AWAY | 1- 1 | 0- 0 | 3- 0 | | | | |
| 1- 1 | 0- 1 | 0- 0 | NEUTRAL | 0- 0 | 0- 0 | 1- 0 | | | | |
| 10- 4 | 0- 0 | 1- 1 | CONFERENCE | 1- 3 | 1- 0 | 7- 0 | | | | |
| 6- 1 | 0- 0 | 1- 0 | HOME | 1- 1 | 0- 0 | 4- 0 | | | | |
| 4- 3 | 0- 0 | 0- 1 | AWAY | 0- 2 | 1- 0 | 3- 0 | | | | |
| 0- 0 | 0- 0 | 0- 0 | NEUTRAL | 0- 0 | 0- 0 | 0- 0 | | | | |

| RPI 1-25 | | | | RPI 26-50 | | | | Team's RPI: 36 | RPI 51-100 | | | | RPI 101+ | | | |
|---------------------------|---|------------------|-------|-----------|---|---------------|-------|----------------|------------|---|-------------|-------|----------|---|-------------------|-------|
| RPI | S | Opponent | Score | RPI | S | Opponent | Score | | RPI | S | Opponent | Score | RPI | S | Opponent | Score |
| 8 | A | California | 41 89 | 45 | A | Gonzaga | 54 69 | | 56 | H | Chattanooga | 70 67 | 107 | H | Butler | 85 74 |
| 17 | N | UCLA | 62 76 | 45 | H | Gonzaga | 54 51 | | 66 | A | BYU | 58 66 | 137 | A | Santa Clara | 56 50 |
| | | | | 48 | H | Pacific | 72 75 | | 66 | H | BYU | 64 52 | 158 | A | UC Santa Barbara | 49 39 |
| | | | | | | | | | 72 | A | Washington | 68 70 | 160 | H | George Washington | 79 49 |
| | | | | | | | | | 80 | A | San Diego | 50 67 | 184 | N | Tennessee Tech | 73 58 |
| | | | | | | | | | 80 | H | San Diego | 70 73 | 189 | A | San Francisco | 68 48 |
| | | | | | | | | | 83 | A | Cal Poly | 70 67 | 189 | H | San Francisco | 68 63 |
| | | | | | | | | | | | | | 197 | A | Loyola Marymount | 84 77 |
| | | | | | | | | | | | | | 197 | H | Loyola Marymount | 70 57 |
| | | | | | | | | | | | | | 212 | A | UC Davis | 75 56 |
| | | | | | | | | | | | | | 224 | A | Portland | 49 43 |
| | | | | | | | | | | | | | 224 | H | Portland | 58 53 |
| | | | | | | | | | | | | | 245 | A | Oregon | 78 69 |
| | | | | | | | | | | | | | 263 | H | Pepperdine | 72 61 |
| LAST 12 Division I GAMES: | | | | | | | | | | | | | | | | |
| 197 | H | Loyola Marymount | 70 57 | 66 | A | BYU | 58 66 | | | | | | | | | |
| 80 | A | San Diego | 50 67 | 189 | H | San Francisco | 68 63 | | | | | | | | | |
| 224 | A | Portland | 49 43 | 137 | A | Santa Clara | 56 50 | | | | | | | | | |
| 45 | A | Gonzaga | 54 69 | 263 | H | Pepperdine | 72 61 | | | | | | | | | |
| 66 | H | BYU | 64 52 | 80 | H | San Diego | 70 73 | | | | | | | | | |
| 224 | H | Portland | 58 53 | 45 | H | Gonzaga | 54 51 | | | | | | | | | |

Non-Div I Games:

St. Mary's (CA)

Loss, Non-Conf, S Site, H Home A Away N Neutral

| | | | | | | | | | | |
|-------------------|----------|-----------|----------------|------------|-------------|---------------|------|------|-------|-----------|
| Average RPI Win: | 101 | WON-LOST | WINNING | LAST 12 | STRENGTH OF | OPP. STRENGTH | TEAM | ADJ. | CONF. | ADJ CONF. |
| Average RPI Loss: | 5 | RECORD | PCT. RANK | GAMES | SCHEDULE | OF SCHEDULE | RPI | RPI | RPI | RPI |
| DIV. I ONLY | 26- 2 | 5 | 12- 0 | 8 | 7 | 3 | 3 | 6 | 6 | |
| DIV. I NON-CONF. | 11- 1 | 14 | 0- 0 | 1 | 10 | 2 | 2 | 5 | 5 | |
| TOTALS | RPI 1-25 | RPI 26-50 | W-L RECORDS | RPI 51-100 | RPI 101-150 | RPI 150+ | | | | |
| 26- 2 | 8- 2 | 2- 0 | OVERALL | 3- 0 | 6- 0 | 7- 0 | | | | |
| 11- 2 | 2- 2 | 1- 0 | HOME | 2- 0 | 3- 0 | 3- 0 | | | | |
| 13- 0 | 5- 0 | 1- 0 | AWAY | 1- 0 | 3- 0 | 3- 0 | | | | |
| 2- 0 | 1- 0 | 0- 0 | NEUTRAL | 0- 0 | 0- 0 | 1- 0 | | | | |
| 11- 1 | 3- 1 | 2- 0 | NON-CONFERENCE | 1- 0 | 2- 0 | 3- 0 | | | | |
| 3- 1 | 0- 1 | 1- 0 | HOME | 1- 0 | 0- 0 | 1- 0 | | | | |
| 6- 0 | 2- 0 | 1- 0 | AWAY | 0- 0 | 2- 0 | 1- 0 | | | | |
| 2- 0 | 1- 0 | 0- 0 | NEUTRAL | 0- 0 | 0- 0 | 1- 0 | | | | |
| 15- 1 | 5- 1 | 0- 0 | CONFERENCE | 2- 0 | 4- 0 | 4- 0 | | | | |
| 8- 1 | 2- 1 | 0- 0 | HOME | 1- 0 | 3- 0 | 2- 0 | | | | |
| 7- 0 | 3- 0 | 0- 0 | AWAY | 1- 0 | 1- 0 | 2- 0 | | | | |
| 0- 0 | 0- 0 | 0- 0 | NEUTRAL | 0- 0 | 0- 0 | 0- 0 | | | | |

| RPI | S | Opponent | Score | RPI | S | Opponent | Score | RPI | S | Opponent | Score | RPI | S | Opponent | Score |
|---------------------------|---|---------------------|-------|-----|---|---------------------|-------|-----|---|---------------------|-------|-----|---|---------------------|-------|
| 1 | N | Baylor | 71 69 | 45 | A | Gonzaga | 69 41 | 93 | A | Utah | 70 56 | 109 | H | Arizona St. | 69 45 |
| 2 | H | Connecticut | 35 61 | 48 | H | Pacific | 78 43 | 93 | H | Utah | 65 44 | 119 | A | Southern California | 79 55 |
| 7 | A | Tennessee | 73 60 | | | | | 97 | H | Fresno St. | 72 61 | 119 | H | Southern California | 75 66 |
| 8 | A | California | 62 53 | | | | | | | | | 128 | A | Hawaii | 69 42 |
| 8 | H | California | 55 67 | | | | | | | | | 137 | A | Santa Clara | 92 57 |
| 11 | A | South Carolina | 53 49 | | | | | | | | | 138 | H | Arizona | 73 43 |
| 17 | A | UCLA | 68 57 | | | | | | | | | 155 | N | UT Martin | 92 68 |
| 17 | H | UCLA | 75 49 | | | | | | | | | 177 | H | Long Beach St. | 77 41 |
| 19 | A | Colorado | 57 40 | | | | | | | | | 185 | A | Oregon St. | 65 45 |
| 19 | H | Colorado | 69 56 | | | | | | | | | 185 | H | Oregon St. | 90 53 |
| LAST 12 Division I GAMES: | | | | | | | | | | | | | | | |
| 245 | H | Oregon | 74 50 | 185 | A | Oregon St. | 65 45 | 245 | A | Oregon | 86 62 | 19 | H | Colorado | 69 56 |
| 185 | H | Oregon St. | 90 53 | 245 | A | Oregon | 86 62 | 93 | H | Utah | 65 44 | 119 | H | Southern California | 75 66 |
| 17 | A | UCLA | 68 57 | 19 | H | Colorado | 69 56 | 119 | H | Southern California | 75 66 | 17 | H | UCLA | 75 49 |
| 119 | A | Southern California | 79 55 | 93 | H | Utah | 65 44 | | | | | | | | |
| 109 | H | Arizona St. | 69 45 | 119 | H | Southern California | 75 66 | | | | | | | | |
| 138 | H | Arizona | 73 43 | 17 | H | UCLA | 75 49 | | | | | | | | |

Non-Div I Games:

Stanford

| | | | | | | | | | | |
|-------------------|----------|-----------|----------------|------------|-------------|---------------|------|------|-------|-----------|
| Average RPI Win: | 251 | WON-LOST | WINNING | LAST 12 | STRENGTH OF | OPP. STRENGTH | TEAM | ADJ. | CONF. | ADJ CONF. |
| Average RPI Loss: | 145 | RECORD | PCT. RANK | GAMES | SCHEDULE | OF SCHEDULE | RPI | RPI | RPI | RPI |
| DIV. I ONLY | 10- 14 | 210 | 5- 7 | 188 | 273 | 204 | 204 | 20 | 20 | |
| DIV. I NON-CONF. | 4- 5 | 204 | 0- 0 | 207 | 144 | 169 | 169 | 20 | 20 | |
| TOTALS | RPI 1-25 | RPI 26-50 | W-L RECORDS | RPI 51-100 | RPI 101-150 | RPI 150+ | | | | |
| 10- 14 | 0- 0 | 0- 1 | OVERALL | 0- 2 | 1- 5 | 9- 6 | | | | |
| 5- 3 | 0- 0 | 0- 0 | HOME | 0- 0 | 1- 2 | 4- 1 | | | | |
| 4- 11 | 0- 0 | 0- 1 | AWAY | 0- 2 | 0- 3 | 4- 5 | | | | |
| 1- 0 | 0- 0 | 0- 0 | NEUTRAL | 0- 0 | 0- 0 | 1- 0 | | | | |
| 4- 5 | 0- 0 | 0- 1 | NON-CONFERENCE | 0- 2 | 1- 0 | 3- 2 | | | | |
| 2- 0 | 0- 0 | 0- 0 | HOME | 0- 0 | 1- 0 | 1- 0 | | | | |
| 1- 5 | 0- 0 | 0- 1 | AWAY | 0- 2 | 0- 0 | 1- 2 | | | | |
| 1- 0 | 0- 0 | 0- 0 | NEUTRAL | 0- 0 | 0- 0 | 1- 0 | | | | |
| 6- 9 | 0- 0 | 0- 0 | CONFERENCE | 0- 0 | 0- 5 | 6- 4 | | | | |
| 3- 3 | 0- 0 | 0- 0 | HOME | 0- 0 | 0- 2 | 3- 1 | | | | |
| 3- 6 | 0- 0 | 0- 0 | AWAY | 0- 0 | 0- 3 | 3- 3 | | | | |
| 0- 0 | 0- 0 | 0- 0 | NEUTRAL | 0- 0 | 0- 0 | 0- 0 | | | | |

| RPI S | Opponent | Score | RPI S | Opponent | Score | RPI S | Opponent | Score | RPI S | Opponent | Score | Team's RPI: 204 |
|---------------------------|--------------------|-------|-------|--------------------|-------|-------|----------------------|-------|-------|----------|-------|-----------------|
| 39 | A Oklahoma St. | 41 85 | 56 | A SMU | 62 71 | 122 | A Oral Roberts | 56 63 | | | | |
| | | | 83 | A Cal Poly | 64 75 | 122 | H Oral Roberts | 64 68 | | | | |
| | | | | | | 125 | A Sam Houston St. | 50 64 | | | | |
| | | | | | | 134 | A Lamar | 55 61 | | | | |
| | | | | | | 134 | H Lamar | 50 65 | | | | |
| | | | | | | 148 | H Tulsa | 73 69 | | | | |
| | | | | | | 154 | A Rice | 41 60 | | | | |
| | | | | | | 159 | A McNeese St. | 60 66 | | | | |
| | | | | | | 159 | H McNeese St. | 57 74 | | | | |
| | | | | | | 162 | A Nicholls St. | 64 65 | | | | |
| | | | | | | 162 | H Nicholls St. | 74 66 | | | | |
| | | | | | | 239 | H La.-Monroe | 80 55 | | | | |
| | | | | | | 241 | A Prairie View | 62 55 | | | | |
| | | | | | | 256 | A Central Ark. | 54 57 | | | | |
| | | | | | | 256 | H Central Ark. | 53 45 | | | | |
| | | | | | | 274 | A Northwestern St. | 57 50 | | | | |
| | | | | | | 277 | N CSU Bakersfield | 76 71 | | | | |
| | | | | | | 290 | A Southeastern La. | 83 80 | | | | |
| | | | | | | 290 | H Southeastern La. | 80 38 | | | | |
| | | | | | | 319 | A Grambling | 63 64 | | | | |
| | | | | | | 329 | A A&M-Corpus Christi | 66 47 | | | | |
| LAST 12 Division I GAMES: | | | | | | | | | | | | |
| 125 | A Sam Houston St. | 50 64 | 159 | A McNeese St. | 60 66 | | | | | | | |
| 290 | A Southeastern La. | 83 80 | 274 | A Northwestern St. | 57 50 | | | | | | | |
| 162 | A Nicholls St. | 64 65 | 162 | H Nicholls St. | 74 66 | | | | | | | |
| 122 | H Oral Roberts | 64 68 | 290 | H Southeastern La. | 80 38 | | | | | | | |
| 256 | H Central Ark. | 53 45 | 122 | A Oral Roberts | 56 63 | | | | | | | |
| 134 | A Lamar | 55 61 | 256 | A Central Ark. | 54 57 | | | | | | | |

Non-Div I Games: Northwood (TX) 80 28 Wiley 68 71

Stephen F. Austin

Loss, Non-Conf, S Site, H Home A Away N Neutral

| | | | | | | | | | |
|------------------------------|----------|-----------|----------------|-------------|---------------|----------|------|-------|-----------|
| Average RPI Win: 271 | WON-LOST | WINNING | LAST 12 | STRENGTH OF | OPP. STRENGTH | TEAM | ADJ. | CONF. | ADJ CONF. |
| Average RPI Loss: 104 | RECORD | PCT. RANK | GAMES | SCHEDULE | OF SCHEDULE | RPI | RPI | RPI | RPI |
| DIV. I ONLY | 18- 8 | 66 | 8- 4 | 281 | 268 | 111 | 111 | 29 | 29 |
| DIV. I NON-CONF. | 7- 5 | 130 | 1- 1 | 196 | 238 | 147 | 147 | 27 | 27 |
| TOTALS | RPI 1-25 | RPI 26-50 | W-L RECORDS | RPI 51-100 | RPI 101-150 | RPI 150+ | | | |
| 18- 8 | 0- 1 | 0- 0 | OVERALL | 0- 4 | 1- 1 | 17- 2 | | | |
| 11- 1 | 0- 0 | 0- 0 | HOME | 0- 1 | 0- 0 | 11- 0 | | | |
| 7- 6 | 0- 1 | 0- 0 | AWAY | 0- 3 | 1- 0 | 6- 2 | | | |
| 0- 1 | 0- 0 | 0- 0 | NEUTRAL | 0- 0 | 0- 1 | 0- 0 | | | |
| 7- 5 | 0- 1 | 0- 0 | NON-CONFERENCE | 0- 2 | 0- 1 | 7- 1 | | | |
| 6- 0 | 0- 0 | 0- 0 | HOME | 0- 0 | 0- 0 | 6- 0 | | | |
| 1- 4 | 0- 1 | 0- 0 | AWAY | 0- 2 | 0- 0 | 1- 1 | | | |
| 0- 1 | 0- 0 | 0- 0 | NEUTRAL | 0- 0 | 0- 1 | 0- 0 | | | |
| 11- 3 | 0- 0 | 0- 0 | CONFERENCE | 0- 2 | 1- 0 | 10- 1 | | | |
| 5- 1 | 0- 0 | 0- 0 | HOME | 0- 1 | 0- 0 | 5- 0 | | | |
| 6- 2 | 0- 0 | 0- 0 | AWAY | 0- 1 | 1- 0 | 5- 1 | | | |
| 0- 0 | 0- 0 | 0- 0 | NEUTRAL | 0- 0 | 0- 0 | 0- 0 | | | |

| RPI 1-25 | | | | RPI 26-50 | | | | RPI 51-100 | | | | RPI 101+ Team's RPI: 111 | | | |
|---------------------------|---|----------------|-------|-----------|---|----------------|-------|------------|---|------------|-------|--------------------------|---|-----------------|-------|
| RPI | S | Opponent | Score | RPI | S | Opponent | Score | RPI | S | Opponent | Score | RPI | S | Opponent | Score |
| 23 | A | Florida St. | 44 76 | | | | | 51 | A | FGCU | 55 74 | 136 | A | Mercer | 74 41 |
| | | | | | | | | 51 | H | FGCU | 55 72 | 141 | N | Hofstra | 75 77 |
| | | | | | | | | 53 | A | Charlotte | 73 81 | 176 | A | Northern Ky. | 68 73 |
| | | | | | | | | 58 | A | South Fla. | 48 70 | 176 | H | Northern Ky. | 62 39 |
| | | | | | | | | | | | | 198 | A | Fla. Atlantic | 78 66 |
| | | | | | | | | | | | | 201 | H | Ball St. | 78 66 |
| | | | | | | | | | | | | 248 | A | East Tenn. St. | 71 55 |
| | | | | | | | | | | | | 248 | H | East Tenn. St. | 74 65 |
| | | | | | | | | | | | | 262 | A | USC Upstate | 84 66 |
| | | | | | | | | | | | | 262 | H | USC Upstate | 79 55 |
| | | | | | | | | | | | | 282 | A | North Florida | 52 56 |
| | | | | | | | | | | | | 282 | H | North Florida | 71 57 |
| | | | | | | | | | | | | 288 | H | Florida A&M | 88 67 |
| | | | | | | | | | | | | 308 | H | Ga. Southern | 70 39 |
| | | | | | | | | | | | | 311 | A | Jacksonville | 72 51 |
| | | | | | | | | | | | | 311 | H | Jacksonville | 73 56 |
| | | | | | | | | | | | | 312 | H | Bethune-Cookman | 66 52 |
| | | | | | | | | | | | | 330 | A | Lipscomb | 68 54 |
| | | | | | | | | | | | | 330 | H | Lipscomb | 92 51 |
| | | | | | | | | | | | | 335 | A | Kennesaw St. | 57 52 |
| | | | | | | | | | | | | 341 | H | UNC Asheville | 74 47 |
| LAST 12 Division I GAMES: | | | | | | | | | | | | | | | |
| 51 | H | FGCU | 55 72 | 282 | A | North Florida | 52 56 | | | | | | | | |
| 330 | A | Lipscomb | 68 54 | 51 | A | FGCU | 55 74 | | | | | | | | |
| 176 | A | Northern Ky. | 68 73 | 176 | H | Northern Ky. | 62 39 | | | | | | | | |
| 262 | H | USC Upstate | 79 55 | 330 | H | Lipscomb | 92 51 | | | | | | | | |
| 248 | H | East Tenn. St. | 74 65 | 248 | A | East Tenn. St. | 71 55 | | | | | | | | |
| 311 | A | Jacksonville | 72 51 | 262 | A | USC Upstate | 84 66 | | | | | | | | |

Non-Div I Games: Lynn 65 51

Stetson

Stony Brook

Through Games Of Sunday, February 24, 2013

| | | | | | | | | | | |
|-------------------|----------|-----------|----------------|------------|-------------|---------------|------|------|-------|-----------|
| Average RPI Win: | 241 | WON-LOST | WINNING | LAST 12 | STRENGTH OF | OPP. STRENGTH | TEAM | ADJ. | CONF. | ADJ CONF. |
| Average RPI Loss: | 173 | RECORD | PCT. RANK | GAMES | SCHEDULE | OF SCHEDULE | RPI | RPI | RPI | RPI |
| DIV. I ONLY | 14- 14 | 158 | 4- 8 | 263 | 281 | 226 | 226 | 22 | 22 | |
| DIV. I NON-CONF. | 8- 5 | 114 | 0- 0 | 177 | 296 | 137 | 137 | 24 | 24 | |
| TOTALS | RPI 1-25 | RPI 26-50 | W-L RECORDS | RPI 51-100 | RPI 101-150 | RPI 150+ | | | | |
| 14- 14 | 0- 0 | 0- 0 | OVERALL | 1- 7 | 2- 0 | 11- 7 | | | | |
| 9- 6 | 0- 0 | 0- 0 | HOME | 0- 3 | 2- 0 | 7- 3 | | | | |
| 5- 8 | 0- 0 | 0- 0 | AWAY | 1- 4 | 0- 0 | 4- 4 | | | | |
| 0- 0 | 0- 0 | 0- 0 | NEUTRAL | 0- 0 | 0- 0 | 0- 0 | | | | |
| 8- 5 | 0- 0 | 0- 0 | NON-CONFERENCE | 1- 2 | 2- 0 | 5- 3 | | | | |
| 5- 2 | 0- 0 | 0- 0 | HOME | 0- 0 | 2- 0 | 3- 2 | | | | |
| 3- 3 | 0- 0 | 0- 0 | AWAY | 1- 2 | 0- 0 | 2- 1 | | | | |
| 0- 0 | 0- 0 | 0- 0 | NEUTRAL | 0- 0 | 0- 0 | 0- 0 | | | | |
| 6- 9 | 0- 0 | 0- 0 | CONFERENCE | 0- 5 | 0- 0 | 6- 4 | | | | |
| 4- 4 | 0- 0 | 0- 0 | HOME | 0- 3 | 0- 0 | 4- 1 | | | | |
| 2- 5 | 0- 0 | 0- 0 | AWAY | 0- 2 | 0- 0 | 2- 3 | | | | |
| 0- 0 | 0- 0 | 0- 0 | NEUTRAL | 0- 0 | 0- 0 | 0- 0 | | | | |

| RPI 1-25 | | | | RPI 26-50 | | | | RPI 51-100 | | | | RPI 101+ | | | | Team's RPI: 226 | |
|---------------------------|---|----------|-------|-----------|---|------------|-------|------------|---|----------------|-------|----------|-----|----------|----------------------|-----------------|----|
| RPI | S | Opponent | Score | RPI | S | Opponent | Score | RPI | S | Opponent | Score | RPI | S | Opponent | Score | | |
| | | | | | | | | 59 | A | Boston U. | 45 | 64 | 106 | H | Sacred Heart | 51 | 46 |
| | | | | | | | | 59 | H | Boston U. | 61 | 72 | 112 | H | Navy | 44 | 40 |
| | | | | | | | | 63 | A | Youngstown St. | 43 | 76 | 164 | H | Iona | 70 | 64 |
| | | | | | | | | 64 | A | Rutgers | 44 | 72 | 188 | H | Rider | 50 | 62 |
| | | | | | | | | 72 | A | Fordham | 58 | 46 | 250 | H | St. Francis Brooklyn | 65 | 52 |
| | | | | | | | | 75 | H | Albany (NY) | 35 | 68 | 251 | H | Fairleigh Dickinson | 49 | 56 |
| | | | | | | | | 100 | A | Hartford | 43 | 59 | 267 | A | Robert Morris | 56 | 48 |
| | | | | | | | | 100 | H | Hartford | 44 | 60 | 268 | A | New Hampshire | 48 | 44 |
| | | | | | | | | | | | | | 268 | H | New Hampshire | 60 | 47 |
| | | | | | | | | | | | | | 275 | A | UMBC | 59 | 70 |
| | | | | | | | | | | | | | 275 | H | UMBC | 51 | 52 |
| | | | | | | | | | | | | | 291 | A | Morgan St. | 63 | 66 |
| | | | | | | | | | | | | | 292 | A | NJIT | 59 | 34 |
| | | | | | | | | | | | | | 300 | A | Vermont | 43 | 46 |
| | | | | | | | | | | | | | 300 | H | Vermont | 68 | 53 |
| | | | | | | | | | | | | | 309 | A | Binghamton | 60 | 57 |
| | | | | | | | | | | | | | 309 | H | Binghamton | 56 | 34 |
| | | | | | | | | | | | | | 321 | A | Maine | 51 | 67 |
| | | | | | | | | | | | | | 321 | H | Maine | 56 | 53 |
| | | | | | | | | | | | | | 331 | H | Saint Peter's | 63 | 41 |
| LAST 12 Division I GAMES: | | | | | | | | | | | | | | | | | |
| | | | | 321 | H | Maine | 56 | 53 | | | | | 268 | H | New Hampshire | 60 | 47 |
| | | | | 275 | H | UMBC | 51 | 52 | | | | | 75 | H | Albany (NY) | 35 | 68 |
| | | | | 300 | A | Vermont | 43 | 46 | | | | | 321 | A | Maine | 51 | 67 |
| | | | | 309 | A | Binghamton | 60 | 57 | | | | | 275 | A | UMBC | 59 | 70 |
| | | | | 100 | H | Hartford | 44 | 60 | | | | | 300 | H | Vermont | 68 | 53 |
| | | | | 59 | A | Boston U. | 45 | 64 | | | | | 100 | A | Hartford | 43 | 59 |

Non-Div I Games:

Stony Brook

Loss, Non-Conf, S Site, H Home A Away N Neutral

| | | | | | | | | | |
|-----------------------------|----------|-----------|----------------|-------------|---------------|----------|------|-------|-----------|
| Average RPI Win: 167 | WON-LOST | WINNING | LAST 12 | STRENGTH OF | OPP. STRENGTH | TEAM | ADJ. | CONF. | ADJ CONF. |
| Average RPI Loss: 52 | RECORD | PCT. RANK | GAMES | SCHEDULE | OF SCHEDULE | RPI | RPI | RPI | RPI |
| DIV. I ONLY | 22- 4 | 18 | 9- 3 | 211 | 41 | 37 | 37 | 4 | 4 |
| DIV. I NON-CONF. | 12- 1 | 4 | 0- 0 | 326 | 147 | 80 | 80 | 3 | 3 |
| TOTALS | RPI 1-25 | RPI 26-50 | W-L RECORDS | RPI 51-100 | RPI 101-150 | RPI 150+ | | | |
| 22- 4 | 0- 2 | 5- 0 | OVERALL | 4- 1 | 0- 1 | 13- 0 | | | |
| 12- 0 | 0- 0 | 2- 0 | HOME | 1- 0 | 0- 0 | 9- 0 | | | |
| 8- 4 | 0- 0 | 3- 0 | AWAY | 1- 0 | 0- 0 | 4- 0 | | | |
| 2- 0 | 0- 0 | 0- 0 | NEUTRAL | 2- 0 | 0- 0 | 0- 0 | | | |
| 12- 1 | 0- 0 | 1- 0 | NON-CONFERENCE | 2- 0 | 0- 1 | 9- 0 | | | |
| 6- 0 | 0- 0 | 0- 0 | HOME | 0- 0 | 0- 0 | 6- 0 | | | |
| 4- 1 | 0- 0 | 1- 0 | AWAY | 0- 0 | 0- 1 | 3- 0 | | | |
| 2- 0 | 0- 0 | 0- 0 | NEUTRAL | 2- 0 | 0- 0 | 0- 0 | | | |
| 10- 3 | 0- 2 | 4- 0 | CONFERENCE | 2- 1 | 0- 0 | 4- 0 | | | |
| 6- 0 | 0- 0 | 2- 0 | HOME | 1- 0 | 0- 0 | 3- 0 | | | |
| 4- 3 | 0- 2 | 2- 0 | AWAY | 1- 1 | 0- 0 | 1- 0 | | | |
| 0- 0 | 0- 0 | 0- 0 | NEUTRAL | 0- 0 | 0- 0 | 0- 0 | | | |

| RPI 1-25 | | | | RPI 26-50 | | | | Team's RPI: 37 | RPI 51-100 | | | | RPI 101+ | | | |
|---------------------------|---|-------------|--------------|-----------|---|-----------------|--------------|----------------|------------|---|-----------------|--------------|----------|---|---------------------|--------------|
| RPI | S | Opponent | Score | RPI | S | Opponent | Score | | RPI | S | Opponent | Score | RPI | S | Opponent | Score |
| 2 | A | Connecticut | 62 87 | 27 | H | DePaul | 84 80 | | 58 | A | South Fla. | 66 68 | 126 | A | Temple | 67 74 |
| 22 | A | Villanova | 59 64 | 40 | A | St. John's (NY) | 60 57 | | 61 | A | Marquette | 92 79 | 167 | H | Washington St. | 64 51 |
| | | | | 46 | A | Saint Joseph's | 80 39 | | 64 | H | Rutgers | 58 45 | 169 | A | Cincinnati | 72 48 |
| | | | | 50 | A | Georgetown | 69 60 | | 76 | N | Georgia Tech | 75 72 | 192 | H | Providence | 75 59 |
| | | | | 50 | H | Georgetown | 86 56 | | 77 | N | Virginia | 74 73 | 206 | H | Seton Hall | 65 34 |
| | | | | | | | | | | | | | 223 | A | Dartmouth | 91 64 |
| | | | | | | | | | | | | | 235 | H | Pittsburgh | 80 39 |
| | | | | | | | | | | | | | 237 | H | Loyola Maryland | 83 48 |
| | | | | | | | | | | | | | 251 | H | Fairleigh Dickinson | 94 47 |
| | | | | | | | | | | | | | 264 | A | Cornell | 80 35 |
| | | | | | | | | | | | | | 276 | H | Boise St. | 87 48 |
| | | | | | | | | | | | | | 309 | H | Binghamton | 68 45 |
| | | | | | | | | | | | | | 321 | A | Maine | 68 44 |
| | | | | | | | | | | | | | 333 | H | Wagner | 66 28 |
| LAST 12 Division I GAMES: | | | | | | | | | | | | | | | | |
| | | | | 58 | A | South Fla. | 66 68 | | 206 | H | Seton Hall | 65 34 | | | | |
| | | | | 64 | H | Rutgers | 58 45 | | 22 | A | Villanova | 59 64 | | | | |
| | | | | 235 | H | Pittsburgh | 80 39 | | 40 | A | St. John's (NY) | 60 57 | | | | |
| | | | | 50 | A | Georgetown | 69 60 | | 2 | A | Connecticut | 62 87 | | | | |
| | | | | 169 | A | Cincinnati | 72 48 | | 27 | H | DePaul | 84 80 | | | | |
| | | | | 192 | H | Providence | 75 59 | | 50 | H | Georgetown | 86 56 | | | | |

Non-Div I Games:

Syracuse

■ Loss,
 ■ Non-Conf,
 ■ S Site,
 ■ Home
 ■ A Away
 N Neutral

| | | | | | | | | | | |
|-------------------|----------|-----------|----------------|------------|-------------|---------------|------|------|-------|-----------|
| Average RPI Win: | 179 | WON-LOST | WINNING | LAST 12 | STRENGTH OF | OPP. STRENGTH | TEAM | ADJ. | CONF. | ADJ CONF. |
| Average RPI Loss: | 53 | RECORD | PCT. RANK | GAMES | SCHEDULE | OF SCHEDULE | RPI | RPI | RPI | RPI |
| DIV. I ONLY | 8- 18 | 283 | 1- 11 | 14 | 29 | 171 | 171 | 1 | 1 | |
| DIV. I NON-CONF. | 7- 4 | 103 | 0- 0 | 91 | 178 | 118 | 118 | 1 | 1 | |
| TOTALS | RPI 1-25 | RPI 26-50 | W-L RECORDS | RPI 51-100 | RPI 101-150 | RPI 150+ | | | | |
| 8- 18 | 0- 5 | 1- 8 | OVERALL | 1- 3 | 2- 1 | 4- 1 | | | | |
| 8- 9 | 0- 2 | 1- 4 | HOME | 1- 2 | 2- 1 | 4- 0 | | | | |
| 0- 9 | 0- 3 | 0- 4 | AWAY | 0- 1 | 0- 0 | 0- 1 | | | | |
| 0- 0 | 0- 0 | 0- 0 | NEUTRAL | 0- 0 | 0- 0 | 0- 0 | | | | |
| 7- 4 | 0- 2 | 0- 0 | NON-CONFERENCE | 1- 1 | 2- 0 | 4- 1 | | | | |
| 7- 2 | 0- 1 | 0- 0 | HOME | 1- 1 | 2- 0 | 4- 0 | | | | |
| 0- 2 | 0- 1 | 0- 0 | AWAY | 0- 0 | 0- 0 | 0- 1 | | | | |
| 0- 0 | 0- 0 | 0- 0 | NEUTRAL | 0- 0 | 0- 0 | 0- 0 | | | | |
| 1- 14 | 0- 3 | 1- 8 | CONFERENCE | 0- 2 | 0- 1 | 0- 0 | | | | |
| 1- 7 | 0- 1 | 1- 4 | HOME | 0- 1 | 0- 1 | 0- 0 | | | | |
| 0- 7 | 0- 2 | 0- 4 | AWAY | 0- 1 | 0- 0 | 0- 0 | | | | |
| 0- 0 | 0- 0 | 0- 0 | NEUTRAL | 0- 0 | 0- 0 | 0- 0 | | | | |

| RPI | S | Opponent | Score | RPI | S | Opponent | Score | RPI | S | Opponent | Score | RPI | S | Opponent | Score | Team's RPI: 171 |
|---------------------------|---|---------------|-------|-----|---|---------------|-------|-----|---|------------|-------|-----|---|--------------------|-------|-----------------|
| 1 | A | Baylor | 45 78 | 31 | A | Texas Tech | 42 53 | 53 | H | Charlotte | 68 82 | 108 | H | Texas | 56 61 | |
| 1 | H | Baylor | 35 74 | 31 | H | Texas Tech | 46 64 | 56 | H | SMU | 76 70 | 125 | H | Sam Houston St. | 67 60 | |
| 12 | A | Texas A&M | 47 68 | 33 | A | Oklahoma | 53 74 | 71 | A | Kansas St. | 58 59 | 146 | H | UCF | 61 55 | |
| 14 | H | Georgia | 59 72 | 33 | H | Oklahoma | 79 85 | 71 | H | Kansas St. | 54 57 | 163 | H | Houston | 60 51 | |
| 25 | A | Iowa St. | 52 68 | 39 | A | Oklahoma St. | 59 76 | | | | | 254 | H | UTSA | 73 64 | |
| | | | | 39 | H | Oklahoma St. | 64 63 | | | | | 302 | A | Texas St. | 80 91 | |
| | | | | 42 | A | West Virginia | 50 58 | | | | | 318 | H | Tex.-Pan American | 73 37 | |
| | | | | 42 | H | West Virginia | 56 66 | | | | | 329 | H | A&M-Corpus Christi | 69 38 | |
| | | | | 49 | H | Kansas | 75 76 | | | | | | | | | |
| LAST 12 Division I GAMES: | | | | | | | | | | | | | | | | |
| 42 | H | West Virginia | 56 66 | 108 | H | Texas | 56 61 | | | | | | | | | |
| 39 | H | Oklahoma St. | 64 63 | 33 | A | Oklahoma | 53 74 | | | | | | | | | |
| 1 | A | Baylor | 45 78 | 31 | A | Texas Tech | 42 53 | | | | | | | | | |
| 49 | H | Kansas | 75 76 | 71 | H | Kansas St. | 54 57 | | | | | | | | | |
| 31 | H | Texas Tech | 46 64 | 42 | A | West Virginia | 50 58 | | | | | | | | | |
| 39 | A | Oklahoma St. | 59 76 | 25 | A | Iowa St. | 52 68 | | | | | | | | | |

Non-Div I Games:

TCU

| | | | | | | | | | |
|-----------------------|----------|-----------|----------------|-------------|---------------|----------|------|-------|-----------|
| Average RPI Win: 175 | WON-LOST | WINNING | LAST 12 | STRENGTH OF | OPP. STRENGTH | TEAM | ADJ. | CONF. | ADJ CONF. |
| Average RPI Loss: 102 | RECORD | PCT. RANK | GAMES | SCHEDULE | OF SCHEDULE | RPI | RPI | RPI | RPI |
| DIV. I ONLY | 12- 15 | 193 | 5- 7 | 82 | 84 | 126 | 126 | 9 | 9 |
| DIV. I NON-CONF. | 7- 8 | 178 | 1- 0 | 46 | 75 | 89 | 89 | 8 | 8 |
| TOTALS | RPI 1-25 | RPI 26-50 | W-L RECORDS | RPI 51-100 | RPI 101-150 | RPI 150+ | | | |
| 12- 15 | 0- 3 | 1- 4 | OVERALL | 3- 3 | 1- 1 | 7- 4 | | | |
| 8- 4 | 0- 0 | 1- 0 | HOME | 2- 1 | 1- 0 | 4- 3 | | | |
| 4- 11 | 0- 3 | 0- 4 | AWAY | 1- 2 | 0- 1 | 3- 1 | | | |
| 0- 0 | 0- 0 | 0- 0 | NEUTRAL | 0- 0 | 0- 0 | 0- 0 | | | |
| 7- 8 | 0- 2 | 1- 2 | NON-CONFERENCE | 2- 2 | 1- 1 | 3- 1 | | | |
| 5- 1 | 0- 0 | 1- 0 | HOME | 1- 1 | 1- 0 | 2- 0 | | | |
| 2- 7 | 0- 2 | 0- 2 | AWAY | 1- 1 | 0- 1 | 1- 1 | | | |
| 0- 0 | 0- 0 | 0- 0 | NEUTRAL | 0- 0 | 0- 0 | 0- 0 | | | |
| 5- 7 | 0- 1 | 0- 2 | CONFERENCE | 1- 1 | 0- 0 | 4- 3 | | | |
| 3- 3 | 0- 0 | 0- 0 | HOME | 1- 0 | 0- 0 | 2- 3 | | | |
| 2- 4 | 0- 1 | 0- 2 | AWAY | 0- 1 | 0- 0 | 2- 0 | | | |
| 0- 0 | 0- 0 | 0- 0 | NEUTRAL | 0- 0 | 0- 0 | 0- 0 | | | |

| RPI S Opponent Score | RPI S Opponent Score | RPI S Opponent Score | RPI S Opponent Score |
|---------------------------|---------------------------|--------------------------|-----------------------------|
| 13 A Dayton 47 67 | 29 A Michigan St. 47 57 | 53 A Charlotte 43 66 | 116 H Northeastern 63 59 |
| 15 A Nebraska 39 64 | 34 A Duquesne 45 65 | 64 H Rutgers 50 66 | 150 A Howard 58 61 |
| 22 A Villanova 44 55 | 37 H Syracuse 74 67 | 85 H Montana 55 41 | 186 A Penn 59 51 |
| | 46 A Saint Joseph's 41 49 | 90 A Auburn 49 71 | 195 H La Salle 55 71 |
| | 50 A Georgetown 58 66 | 96 A Bowling Green 70 56 | 196 H Xavier 53 54 |
| | | 98 H Richmond 61 48 | 205 H Saint Louis 54 50 |
| | | | 206 H Seton Hall 54 38 |
| | | | 217 A St. Bonaventure 67 59 |
| | | | 229 H VCU 51 53 |
| | | | 261 H Western Mich. 68 41 |
| | | | 296 A Massachusetts 66 54 |
| | | | 301 H Rhode Island 56 45 |
| | | | 337 A Kent St. 62 71 |
| LAST 12 Division I GAMES: | | | |
| 13 A Dayton 47 67 | 296 A Massachusetts 66 54 | | |
| 196 H Xavier 53 54 | 98 H Richmond 61 48 | | |
| 46 A Saint Joseph's 41 49 | 195 H La Salle 55 71 | | |
| 301 H Rhode Island 56 45 | 186 A Penn 59 51 | | |
| 205 H Saint Louis 54 50 | 34 A Duquesne 45 65 | | |
| 53 A Charlotte 43 66 | 229 H VCU 51 53 | | |

Non-Div I Games:

Temple

| | | | | | | | | | | |
|-------------------|----------|-----------|----------------|------------|-------------|---------------|------|------|-------|-----------|
| Average RPI Win: | 95 | WON-LOST | WINNING | LAST 12 | STRENGTH OF | OPP. STRENGTH | TEAM | ADJ. | CONF. | ADJ CONF. |
| Average RPI Loss: | 34 | RECORD | PCT. RANK | GAMES | SCHEDULE | OF SCHEDULE | RPI | RPI | RPI | RPI |
| DIV. I ONLY | 22- 5 | 22 | 10- 2 | 2 | 15 | 7 | 7 | 3 | 3 | |
| DIV. I NON-CONF. | 9- 4 | 75 | 0- 1 | 3 | 5 | 12 | 12 | 6 | 6 | |
| TOTALS | RPI 1-25 | RPI 26-50 | W-L RECORDS | RPI 51-100 | RPI 101-150 | RPI 150+ | | | | |
| 22- 5 | 3- 3 | 3- 0 | OVERALL | 9- 1 | 2- 1 | 5- 0 | | | | |
| 13- 2 | 2- 2 | 1- 0 | HOME | 4- 0 | 1- 0 | 5- 0 | | | | |
| 9- 3 | 1- 1 | 2- 0 | AWAY | 5- 1 | 1- 1 | 0- 0 | | | | |
| 0- 0 | 0- 0 | 0- 0 | NEUTRAL | 0- 0 | 0- 0 | 0- 0 | | | | |
| 9- 4 | 1- 3 | 0- 0 | NON-CONFERENCE | 5- 1 | 1- 0 | 2- 0 | | | | |
| 6- 2 | 1- 2 | 0- 0 | HOME | 3- 0 | 0- 0 | 2- 0 | | | | |
| 3- 2 | 0- 1 | 0- 0 | AWAY | 2- 1 | 1- 0 | 0- 0 | | | | |
| 0- 0 | 0- 0 | 0- 0 | NEUTRAL | 0- 0 | 0- 0 | 0- 0 | | | | |
| 13- 1 | 2- 0 | 3- 0 | CONFERENCE | 4- 0 | 1- 1 | 3- 0 | | | | |
| 7- 0 | 1- 0 | 1- 0 | HOME | 1- 0 | 1- 0 | 3- 0 | | | | |
| 6- 1 | 1- 0 | 2- 0 | AWAY | 3- 0 | 0- 1 | 0- 0 | | | | |
| 0- 0 | 0- 0 | 0- 0 | NEUTRAL | 0- 0 | 0- 0 | 0- 0 | | | | |

| RPI | S | Opponent | Score | RPI | S | Opponent | Score | RPI | S | Opponent | Score | RPI | S | Opponent | Score |
|---------------------------|---|----------------|--------|-----|---|-----------------|-------|-----|---|--------------|-------|-----|---|-----------------|--------|
| 1 | A | Baylor | 53 76 | 32 | A | Vanderbilt | 83 75 | 52 | H | Middle Tenn. | 88 81 | 105 | A | Missouri | 63 80 |
| 3 | H | Stanford | 60 73 | 32 | H | Vanderbilt | 83 64 | 54 | A | Miami (FL) | 79 67 | 105 | H | Missouri | 84 39 |
| 4 | H | Notre Dame | 67 77 | 41 | A | LSU | 64 62 | 56 | A | Chattanooga | 71 80 | 108 | A | Texas | 94 75 |
| 11 | A | South Carolina | 73 53 | | | | | 62 | A | Arkansas | 60 54 | 154 | H | Rice | 101 48 |
| 14 | H | Georgia | 79 66 | | | | | 64 | H | Rutgers | 66 47 | 165 | H | Alabama | 96 69 |
| 18 | H | North Carolina | 102 57 | | | | | 69 | A | Florida | 78 75 | 191 | H | Mississippi St. | 88 45 |
| | | | | | | | | 76 | A | Georgia Tech | 71 54 | 236 | H | Ole Miss | 97 68 |
| | | | | | | | | 87 | H | Davidson | 75 40 | 339 | H | Alcorn | 90 37 |
| | | | | | | | | 90 | A | Auburn | 75 66 | | | | |
| | | | | | | | | 90 | H | Auburn | 83 61 | | | | |
| LAST 12 Division I GAMES: | | | | | | | | | | | | | | | |
| 62 | A | Arkansas | 60 54 | 191 | H | Mississippi St. | 88 45 | | | | | | | | |
| 90 | H | Auburn | 83 61 | 4 | H | Notre Dame | 67 77 | | | | | | | | |
| 32 | H | Vanderbilt | 83 64 | 32 | A | Vanderbilt | 83 75 | | | | | | | | |
| 236 | H | Ole Miss | 97 68 | 165 | H | Alabama | 96 69 | | | | | | | | |
| 41 | A | LSU | 64 62 | 90 | A | Auburn | 75 66 | | | | | | | | |
| 105 | A | Missouri | 63 80 | 69 | A | Florida | 78 75 | | | | | | | | |

Non-Div I Games:

Tennessee

■ Loss,
■ Non-Conf, S Site,
■ Home
■ Away
N Neutral

| | | | | | | | | | | |
|-------------------|----------|-----------|----------------|------------|-------------|---------------|------|------|-------|-----------|
| Average RPI Win: | 274 | WON-LOST | WINNING | LAST 12 | STRENGTH OF | OPP. STRENGTH | TEAM | ADJ. | CONF. | ADJ CONF. |
| Average RPI Loss: | 142 | RECORD | PCT. RANK | GAMES | SCHEDULE | OF SCHEDULE | RPI | RPI | RPI | RPI |
| DIV. I ONLY | 10- 13 | 203 | 7- 5 | 227 | 272 | 213 | 213 | 28 | 28 | |
| DIV. I NON-CONF. | 3- 7 | 266 | 0- 0 | 142 | 182 | 203 | 203 | 29 | 29 | |
| TOTALS | RPI 1-25 | RPI 26-50 | W-L RECORDS | RPI 51-100 | RPI 101-150 | RPI 150+ | | | | |
| 10- 13 | 0- 1 | 0- 0 | OVERALL | 0- 2 | 0- 3 | 10- 7 | | | | |
| 3- 5 | 0- 0 | 0- 0 | HOME | 0- 1 | 0- 1 | 3- 3 | | | | |
| 6- 7 | 0- 1 | 0- 0 | AWAY | 0- 1 | 0- 1 | 6- 4 | | | | |
| 1- 1 | 0- 0 | 0- 0 | NEUTRAL | 0- 0 | 0- 1 | 1- 0 | | | | |
| 3- 7 | 0- 1 | 0- 0 | NON-CONFERENCE | 0- 2 | 0- 2 | 3- 2 | | | | |
| 0- 2 | 0- 0 | 0- 0 | HOME | 0- 1 | 0- 0 | 0- 1 | | | | |
| 2- 4 | 0- 1 | 0- 0 | AWAY | 0- 1 | 0- 1 | 2- 1 | | | | |
| 1- 1 | 0- 0 | 0- 0 | NEUTRAL | 0- 0 | 0- 1 | 1- 0 | | | | |
| 7- 6 | 0- 0 | 0- 0 | CONFERENCE | 0- 0 | 0- 1 | 7- 5 | | | | |
| 3- 3 | 0- 0 | 0- 0 | HOME | 0- 0 | 0- 1 | 3- 2 | | | | |
| 4- 3 | 0- 0 | 0- 0 | AWAY | 0- 0 | 0- 0 | 4- 3 | | | | |
| 0- 0 | 0- 0 | 0- 0 | NEUTRAL | 0- 0 | 0- 0 | 0- 0 | | | | |

| RPI 1-25 | | | | RPI 26-50 | | | | RPI 51-100 | | | | RPI 101+ Team's RPI: 213 | | | |
|---------------------------|---|----------------|-------|-----------|---|-------------------|-------|------------|---|------------|-------|--------------------------|---|-------------------|-------|
| RPI | S | Opponent | Score | RPI | S | Opponent | Score | RPI | S | Opponent | Score | RPI | S | Opponent | Score |
| 21 | A | Louisville | 25 88 | | | | | 71 | H | Kansas St. | 47 62 | 102 | H | Eastern Ill. | 67 76 |
| | | | | | | | | 85 | A | Montana | 48 71 | 133 | N | UAB | 60 68 |
| | | | | | | | | | | | | 139 | A | Montana St. | 55 65 |
| | | | | | | | | | | | | 155 | H | UT Martin | 58 77 |
| | | | | | | | | | | | | 170 | N | Idaho | 69 64 |
| | | | | | | | | | | | | 181 | A | South Ala. | 43 59 |
| | | | | | | | | | | | | 183 | A | Eastern Ky. | 54 62 |
| | | | | | | | | | | | | 184 | A | Tennessee Tech | 77 80 |
| | | | | | | | | | | | | 184 | H | Tennessee Tech | 68 71 |
| | | | | | | | | | | | | 187 | A | Belmont | 54 66 |
| | | | | | | | | | | | | 187 | H | Belmont | 54 53 |
| | | | | | | | | | | | | 219 | H | Cleveland St. | 59 66 |
| | | | | | | | | | | | | 221 | A | Murray St. | 67 61 |
| | | | | | | | | | | | | 255 | A | Samford | 57 40 |
| | | | | | | | | | | | | 281 | H | Southeast Mo. St. | 68 58 |
| | | | | | | | | | | | | 303 | A | Morehead St. | 68 56 |
| | | | | | | | | | | | | 305 | A | Austin Peay | 71 52 |
| | | | | | | | | | | | | 330 | A | Lipscomb | 69 60 |
| | | | | | | | | | | | | 343 | A | Jacksonville St. | 88 68 |
| | | | | | | | | | | | | 343 | H | Jacksonville St. | 76 67 |
| LAST 12 Division I GAMES: | | | | | | | | | | | | | | | |
| 155 | H | UT Martin | 58 77 | 303 | A | Morehead St. | 68 56 | | | | | | | | |
| 187 | H | Belmont | 54 53 | 343 | H | Jacksonville St. | 76 67 | | | | | | | | |
| 221 | A | Murray St. | 67 61 | 187 | A | Belmont | 54 66 | | | | | | | | |
| 305 | A | Austin Peay | 71 52 | 281 | H | Southeast Mo. St. | 68 58 | | | | | | | | |
| 184 | H | Tennessee Tech | 68 71 | 184 | A | Tennessee Tech | 77 80 | | | | | | | | |
| 183 | A | Eastern Ky. | 54 62 | 343 | A | Jacksonville St. | 88 68 | | | | | | | | |

Non-Div I Games: Cumberland (TN) 52 49

Tennessee St.

■ Loss,
 ■ Non-Conf,
 ■ S Site,
 ■ Home
 ■ A Away
 N Neutral

Tennessee Tech

Through Games Of Sunday, February 24, 2013

| | | | | | | | | | | |
|-------------------|----------|-----------|----------------|------------|-------------|---------------|------|------|-------|-----------|
| Average RPI Win: | 256 | WON-LOST | WINNING | LAST 12 | STRENGTH OF | OPP. STRENGTH | TEAM | ADJ. | CONF. | ADJ CONF. |
| Average RPI Loss: | 118 | RECORD | PCT. RANK | GAMES | SCHEDULE | OF SCHEDULE | RPI | RPI | RPI | RPI |
| DIV. I ONLY | 14- 11 | 128 | 8- 4 | 257 | 198 | 184 | 184 | 28 | 28 | |
| DIV. I NON-CONF. | 5- 7 | 211 | 0- 0 | 203 | 92 | 212 | 212 | 29 | 29 | |
| TOTALS | RPI 1-25 | RPI 26-50 | W-L RECORDS | RPI 51-100 | RPI 101-150 | RPI 150+ | | | | |
| 14- 11 | 0- 0 | 0- 3 | OVERALL | 0- 1 | 0- 3 | 14- 4 | | | | |
| 7- 5 | 0- 0 | 0- 0 | HOME | 0- 1 | 0- 1 | 7- 3 | | | | |
| 7- 5 | 0- 0 | 0- 2 | AWAY | 0- 0 | 0- 2 | 7- 1 | | | | |
| 0- 1 | 0- 0 | 0- 1 | NEUTRAL | 0- 0 | 0- 0 | 0- 0 | | | | |
| 5- 7 | 0- 0 | 0- 3 | NON-CONFERENCE | 0- 1 | 0- 2 | 5- 1 | | | | |
| 3- 3 | 0- 0 | 0- 0 | HOME | 0- 1 | 0- 1 | 3- 1 | | | | |
| 2- 3 | 0- 0 | 0- 2 | AWAY | 0- 0 | 0- 1 | 2- 0 | | | | |
| 0- 1 | 0- 0 | 0- 1 | NEUTRAL | 0- 0 | 0- 0 | 0- 0 | | | | |
| 9- 4 | 0- 0 | 0- 0 | CONFERENCE | 0- 0 | 0- 1 | 9- 3 | | | | |
| 4- 2 | 0- 0 | 0- 0 | HOME | 0- 0 | 0- 0 | 4- 2 | | | | |
| 5- 2 | 0- 0 | 0- 0 | AWAY | 0- 0 | 0- 1 | 5- 1 | | | | |
| 0- 0 | 0- 0 | 0- 0 | NEUTRAL | 0- 0 | 0- 0 | 0- 0 | | | | |

| RPI 1-25 | | | RPI 26-50 | | | RPI 51-100 | | | RPI 101+ Team's RPI: 184 | | |
|---------------------------|---|----------|-----------|-----|---|------------------|-------|-----|--------------------------|------------------|-------|
| RPI | S | Opponent | Score | RPI | S | Opponent | Score | RPI | S | Opponent | Score |
| | | | | 32 | A | Vanderbilt | 50 77 | 52 | H | Middle Tenn. | 59 65 |
| | | | | 36 | N | St. Mary's (CA) | 58 73 | | | | |
| | | | | 40 | A | St. John's (NY) | 46 58 | | | | |
| LAST 12 Division I GAMES: | | | | | | | | | | | |
| | | | | 183 | A | Eastern Ky. | 55 61 | 305 | H | Austin Peay | 73 51 |
| | | | | 303 | A | Morehead St. | 84 70 | 155 | H | UT Martin | 63 81 |
| | | | | 343 | H | Jacksonville St. | 79 52 | 102 | A | Eastern Ill. | 79 89 |
| | | | | 213 | A | Tennessee St. | 71 68 | 200 | A | SIU Edwardsville | 66 56 |
| | | | | 187 | A | Belmont | 67 62 | 213 | H | Tennessee St. | 80 77 |
| | | | | 221 | H | Murray St. | 52 68 | 213 | H | Tennessee St. | 80 77 |
| | | | | | | | | 221 | H | Murray St. | 52 68 |
| | | | | | | | | 232 | A | Marshall | 67 60 |
| | | | | | | | | 239 | H | La.-Monroe | 48 59 |
| | | | | | | | | 255 | H | Samford | 65 56 |
| | | | | | | | | 303 | A | Morehead St. | 84 70 |
| | | | | | | | | 305 | H | Austin Peay | 73 51 |
| | | | | | | | | 316 | A | Western Caro. | 61 56 |
| | | | | | | | | 339 | H | Alcorn | 74 57 |
| | | | | | | | | 343 | A | Jacksonville St. | 73 51 |
| | | | | | | | | 343 | H | Jacksonville St. | 79 52 |

Non-Div I Games: Tenn. Wesleyan 86 47

Tennessee Tech

■ Loss,
 ■ Non-Conf,
 ■ S Site,
 ■ H Home
 ■ A Away
 N Neutral

| | | | | | | | | | | |
|-------------------|----------|-----------|----------------|------------|-------------|---------------|------|------|-------|-----------|
| Average RPI Win: | 312 | WON-LOST | WINNING | LAST 12 | STRENGTH OF | OPP. STRENGTH | TEAM | ADJ. | CONF. | ADJ CONF. |
| Average RPI Loss: | 219 | RECORD | PCT. RANK | GAMES | SCHEDULE | OF SCHEDULE | RPI | RPI | RPI | RPI |
| DIV. I ONLY | 8- 14 | 251 | 4- 7 | 345 | 341 | 318 | 318 | 33 | 33 | |
| DIV. I NON-CONF. | 5- 10 | 242 | 1- 3 | 309 | 308 | 274 | 274 | 33 | 33 | |
| TOTALS | RPI 1-25 | RPI 26-50 | W-L RECORDS | RPI 51-100 | RPI 101-150 | RPI 150+ | | | | |
| 8- 14 | 0- 0 | 0- 1 | OVERALL | 0- 2 | 0- 0 | 8- 11 | | | | |
| 3- 3 | 0- 0 | 0- 0 | HOME | 0- 0 | 0- 0 | 3- 3 | | | | |
| 5- 9 | 0- 0 | 0- 1 | AWAY | 0- 2 | 0- 0 | 5- 6 | | | | |
| 0- 2 | 0- 0 | 0- 0 | NEUTRAL | 0- 0 | 0- 0 | 0- 2 | | | | |
| 5- 10 | 0- 0 | 0- 1 | NON-CONFERENCE | 0- 2 | 0- 0 | 5- 7 | | | | |
| 2- 1 | 0- 0 | 0- 0 | HOME | 0- 0 | 0- 0 | 2- 1 | | | | |
| 3- 7 | 0- 0 | 0- 1 | AWAY | 0- 2 | 0- 0 | 3- 4 | | | | |
| 0- 2 | 0- 0 | 0- 0 | NEUTRAL | 0- 0 | 0- 0 | 0- 2 | | | | |
| 3- 4 | 0- 0 | 0- 0 | CONFERENCE | 0- 0 | 0- 0 | 3- 4 | | | | |
| 1- 2 | 0- 0 | 0- 0 | HOME | 0- 0 | 0- 0 | 1- 2 | | | | |
| 2- 2 | 0- 0 | 0- 0 | AWAY | 0- 0 | 0- 0 | 2- 2 | | | | |
| 0- 0 | 0- 0 | 0- 0 | NEUTRAL | 0- 0 | 0- 0 | 0- 0 | | | | |

| RPI 1-25 | | | RPI 26-50 | | | RPI 51-100 | | | RPI 101+ Team's RPI: 318 | | |
|---------------------------|---|-----------------|-----------|-----|---|-----------------|-------|-----|--------------------------|--------------------|-------|
| RPI | S | Opponent | Score | RPI | S | Opponent | Score | RPI | S | Opponent | Score |
| 39 | A | Oklahoma St. | 42 96 | 56 | A | SMU | 35 71 | 154 | A | Rice | 54 75 |
| | | | | 84 | A | UTEP | 56 83 | 157 | H | Texas Southern | 65 46 |
| | | | | | | | | 171 | A | TCU | 37 73 |
| | | | | | | | | 254 | A | UTSA | 34 68 |
| | | | | | | | | 274 | N | Northwestern St. | 53 63 |
| | | | | | | | | 277 | A | CSU Bakersfield | 62 85 |
| | | | | | | | | 277 | H | CSU Bakersfield | 62 71 |
| | | | | | | | | 281 | N | Southeast Mo. St. | 54 55 |
| | | | | | | | | 292 | A | NJIT | 55 60 |
| | | | | | | | | 292 | H | NJIT | 75 81 |
| | | | | | | | | 304 | A | Utah Valley | 66 71 |
| | | | | | | | | 304 | H | Utah Valley | 50 51 |
| | | | | | | | | 307 | A | Texas-Arlington | 59 57 |
| | | | | | | | | 329 | A | A&M-Corpus Christi | 49 45 |
| | | | | | | | | 329 | H | A&M-Corpus Christi | 77 65 |
| | | | | | | | | 342 | A | Chicago St. | 71 40 |
| | | | | | | | | 344 | A | Houston Baptist | 67 59 |
| | | | | | | | | 344 | H | Houston Baptist | 71 45 |
| | | | | | | | | 345 | A | New Orleans | 71 56 |
| LAST 12 Division I GAMES: | | | | | | | | | | | |
| 344 | A | Houston Baptist | 67 59 | 344 | H | Houston Baptist | 71 45 | | | | |
| 304 | H | Utah Valley | 50 51 | 292 | A | NJIT | 55 60 | | | | |
| 342 | A | Chicago St. | 71 40 | 277 | A | CSU Bakersfield | 62 85 | | | | |
| 277 | H | CSU Bakersfield | 62 71 | 304 | A | Utah Valley | 66 71 | | | | |
| 292 | H | NJIT | 75 81 | 84 | A | UTEP | 56 83 | | | | |
| 345 | A | New Orleans | 71 56 | 154 | A | Rice | 54 75 | | | | |

Non-Div I Games: Tex. A&M-Kingsville 100 63 Huston-Tillotson 74 58 Our Lady Of The Lak 59 72

Tex.-Pan American

Average RPI Win: 183

Average RPI Loss: 31

WON-LOST

WINNING

LAST 12

STRENGTH OF

OPP. STRENGTH

TEAM

ADJ.

CONF.

ADJ CONF.

RECORD

PCT. RANK

GAMES

SCHEDULE

OF SCHEDULE

RPI

RPI

RPI

RPI

DIV. I ONLY

10- 16

234

3- 9

23

4

108

108

1

1

DIV. I NON-CONF.

7- 4

103

0- 0

127

40

119

119

1

1

TOTALS

RPI 1-25

RPI 26-50

W-L RECORDS

RPI 51-100

RPI 101-150

RPI 150+

10- 16

0- 6

2- 8

OVERALL

1- 2

1- 0

6- 0

7- 6

0- 3

1- 3

HOME

1- 0

0- 0

5- 0

1- 7

0- 2

0- 4

AWAY

0- 1

0- 0

1- 0

2- 3

0- 1

1- 1

NEUTRAL

0- 1

1- 0

0- 0

7- 4

0- 2

1- 1

NON-CONFERENCE

0- 1

1- 0

5- 0

5- 1

0- 1

0- 0

HOME

0- 0

0- 0

5- 0

0- 0

0- 0

0- 0

AWAY

0- 0

0- 0

0- 0

2- 3

0- 1

1- 1

NEUTRAL

0- 1

1- 0

0- 0

3- 12

0- 4

1- 7

CONFERENCE

1- 1

0- 0

1- 0

2- 5

0- 2

1- 3

HOME

1- 0

0- 0

0- 0

1- 7

0- 2

0- 4

AWAY

0- 1

0- 0

1- 0

0- 0

0- 0

0- 0

NEUTRAL

0- 0

0- 0

0- 0

RPI 1-25

RPI 26-50

RPI 51-100

RPI 101+

Team's RPI: 108

| RPI | S | Opponent | Score |
|-----|---|-----------|-------|
| 1 | A | Baylor | 47 67 |
| 1 | H | Baylor | 48 75 |
| 7 | H | Tennessee | 75 94 |
| 17 | N | UCLA | 42 62 |
| 25 | A | Iowa St. | 65 73 |
| 25 | H | Iowa St. | 48 67 |

| RPI | S | Opponent | Score |
|-----|---|-----------------|-------|
| 31 | A | Texas Tech | 62 69 |
| 31 | H | Texas Tech | 59 66 |
| 33 | A | Oklahoma | 56 69 |
| 33 | H | Oklahoma | 70 78 |
| 35 | N | Iowa | 63 86 |
| 39 | H | Oklahoma St. | 52 64 |
| 40 | N | St. John's (NY) | 70 60 |
| 42 | A | West Virginia | 49 53 |
| 49 | A | Kansas | 38 76 |
| 49 | H | Kansas | 93 83 |

| RPI | S | Opponent | Score |
|-----|---|---------------|-------|
| 60 | N | Central Mich. | 65 73 |
| 71 | A | Kansas St. | 47 68 |
| 71 | H | Kansas St. | 59 40 |

| RPI | S | Opponent | Score |
|-----|---|--------------------|-------|
| 141 | N | Hofstra | 72 52 |
| 171 | A | TCU | 61 56 |
| 211 | H | Central Conn. St. | 94 58 |
| 239 | H | La.-Monroe | 77 49 |
| 264 | H | Cornell | 53 40 |
| 310 | H | Jackson St. | 80 53 |
| 329 | H | A&M-Corpus Christi | 79 30 |

LAST 12 Division I GAMES:

| | | | | | | | |
|----|---|------------|-------|-----|---|--------------|-------|
| 1 | A | Baylor | 47 67 | 171 | A | TCU | 61 56 |
| 49 | H | Kansas | 93 83 | 71 | H | Kansas St. | 59 40 |
| 31 | A | Texas Tech | 62 69 | 49 | A | Kansas | 38 76 |
| 71 | A | Kansas St. | 47 68 | 33 | A | Oklahoma | 56 69 |
| 1 | H | Baylor | 48 75 | 31 | H | Texas Tech | 59 66 |
| 25 | H | Iowa St. | 48 67 | 39 | H | Oklahoma St. | 52 64 |

Non-Div I Games:

Texas

■ Loss,
 ■ Non-Conf,
 ■ S Site,
 ■ Home
 ■ A Away
 N Neutral

| | | | | | | | | | | |
|----------------------|----------|-----------|-----------|----------------|-------------|---------------|-------------|----------|-------|-----------|
| Average RPI Win: 119 | | WON-LOST | WINNING | LAST 12 | STRENGTH OF | OPP. STRENGTH | TEAM | ADJ. | CONF. | ADJ CONF. |
| Average RPI Loss: 12 | | RECORD | PCT. RANK | GAMES | SCHEDULE | OF SCHEDULE | RPI | RPI | RPI | RPI |
| DIV. I ONLY | | 21- 7 | 43 | 9- 3 | 10 | 10 | 12 | 12 | 3 | 3 |
| DIV. I NON-CONF. | | 10- 4 | 70 | 0- 0 | 24 | 7 | 36 | 36 | 6 | 6 |
| TOTALS | RPI 1-25 | RPI 26-50 | | W-L RECORDS | | RPI 51-100 | RPI 101-150 | RPI 150+ | | |
| 21- 7 | 2- 6 | 2- 1 | | OVERALL | | 6- 0 | 3- 0 | 8- 0 | | |
| 13- 3 | 0- 3 | 1- 0 | | HOME | | 4- 0 | 1- 0 | 7- 0 | | |
| 6- 3 | 2- 2 | 1- 1 | | AWAY | | 1- 0 | 1- 0 | 1- 0 | | |
| 2- 1 | 0- 1 | 0- 0 | | NEUTRAL | | 1- 0 | 1- 0 | 0- 0 | | |
| 10- 4 | 0- 4 | 0- 0 | | NON-CONFERENCE | | 3- 0 | 2- 0 | 5- 0 | | |
| 7- 2 | 0- 2 | 0- 0 | | HOME | | 2- 0 | 0- 0 | 5- 0 | | |
| 1- 1 | 0- 1 | 0- 0 | | AWAY | | 0- 0 | 1- 0 | 0- 0 | | |
| 2- 1 | 0- 1 | 0- 0 | | NEUTRAL | | 1- 0 | 1- 0 | 0- 0 | | |
| 11- 3 | 2- 2 | 2- 1 | | CONFERENCE | | 3- 0 | 1- 0 | 3- 0 | | |
| 6- 1 | 0- 1 | 1- 0 | | HOME | | 2- 0 | 1- 0 | 2- 0 | | |
| 5- 2 | 2- 1 | 1- 1 | | AWAY | | 1- 0 | 0- 0 | 1- 0 | | |
| 0- 0 | 0- 0 | 0- 0 | | NEUTRAL | | 0- 0 | 0- 0 | 0- 0 | | |

| RPI 1-25 | | | | Team's RPI: 12 | | RPI 26-50 | | | | RPI 51-100 | | | | RPI 101+ | | | | | |
|---------------------------|---|----------------|-------|----------------|-----|-----------|----------------|-------|----|------------|---|-----------------|-------|----------|-----|---|---------------------|-------|----|
| RPI | S | Opponent | Score | | RPI | S | Opponent | Score | | RPI | S | Opponent | Score | | RPI | S | Opponent | Score | |
| 2 | H | Connecticut | 50 | 81 | 32 | A | Vanderbilt | 51 | 61 | 61 | H | Marquette | 84 | 64 | 105 | H | Missouri | 77 | 58 |
| 4 | N | Notre Dame | 74 | 83 | 32 | H | Vanderbilt | 60 | 52 | 62 | A | Arkansas | 63 | 51 | 117 | N | Old Dominion | 78 | 55 |
| 5 | H | Penn St. | 58 | 63 | 41 | A | LSU | 74 | 57 | 67 | H | Liberty | 70 | 55 | 119 | A | Southern California | 79 | 61 |
| 9 | A | Kentucky | 62 | 65 | | | | | | 69 | H | Florida | 78 | 71 | 154 | H | Rice | 80 | 57 |
| 9 | H | Kentucky | 66 | 70 | | | | | | 71 | N | Kansas St. | 83 | 60 | 165 | H | Alabama | 91 | 52 |
| 11 | A | South Carolina | 50 | 48 | | | | | | 90 | H | Auburn | 78 | 56 | 171 | H | TCU | 68 | 47 |
| 14 | A | Georgia | 64 | 46 | | | | | | | | | | | 180 | H | Louisiana Tech | 77 | 26 |
| 21 | A | Louisville | 45 | 47 | | | | | | | | | | | 191 | A | Mississippi St. | 81 | 33 |
| | | | | | | | | | | | | | | | 236 | H | Ole Miss | 82 | 53 |
| | | | | | | | | | | | | | | | 241 | H | Prairie View | 74 | 52 |
| | | | | | | | | | | | | | | | 295 | H | Southern U. | 88 | 48 |
| LAST 12 Division I GAMES: | | | | | | | | | | | | | | | | | | | |
| | | | | | 32 | A | Vanderbilt | 51 | 61 | 32 | H | Vanderbilt | 60 | 52 | | | | | |
| | | | | | 236 | H | Ole Miss | 82 | 53 | 105 | H | Missouri | 77 | 58 | | | | | |
| | | | | | 9 | H | Kentucky | 66 | 70 | 191 | A | Mississippi St. | 81 | 33 | | | | | |
| | | | | | 69 | H | Florida | 78 | 71 | 14 | A | Georgia | 64 | 46 | | | | | |
| | | | | | 11 | A | South Carolina | 50 | 48 | 90 | H | Auburn | 78 | 56 | | | | | |
| | | | | | 41 | A | LSU | 74 | 57 | 9 | A | Kentucky | 62 | 65 | | | | | |

Non-Div I Games:

Texas A&M

Loss, Non-Conf, S Site, H Home A Away N Neutral

| | | | | | | | | | | |
|-------------------|----------|-----------|----------------|------------|-------------|---------------|------|------|-------|-----------|
| Average RPI Win: | 287 | WON-LOST | WINNING | LAST 12 | STRENGTH OF | OPP. STRENGTH | TEAM | ADJ. | CONF. | ADJ CONF. |
| Average RPI Loss: | 146 | RECORD | PCT. RANK | GAMES | SCHEDULE | OF SCHEDULE | RPI | RPI | RPI | RPI |
| DIV. I ONLY | 17- 9 | 87 | 12- 0 | 298 | 338 | 157 | 157 | 32 | 32 | |
| DIV. I NON-CONF. | 3- 8 | 275 | 0- 0 | 125 | 233 | 211 | 211 | 31 | 31 | |
| TOTALS | RPI 1-25 | RPI 26-50 | W-L RECORDS | RPI 51-100 | RPI 101-150 | RPI 150+ | | | | |
| 17- 9 | 0- 0 | 0- 1 | OVERALL | 0- 3 | 1- 1 | 16- 4 | | | | |
| 8- 1 | 0- 0 | 0- 0 | HOME | 0- 0 | 0- 0 | 8- 1 | | | | |
| 9- 6 | 0- 0 | 0- 1 | AWAY | 0- 2 | 1- 0 | 8- 3 | | | | |
| 0- 2 | 0- 0 | 0- 0 | NEUTRAL | 0- 1 | 0- 1 | 0- 0 | | | | |
| 3- 8 | 0- 0 | 0- 1 | NON-CONFERENCE | 0- 3 | 1- 1 | 2- 3 | | | | |
| 1- 1 | 0- 0 | 0- 0 | HOME | 0- 0 | 0- 0 | 1- 1 | | | | |
| 2- 5 | 0- 0 | 0- 1 | AWAY | 0- 2 | 1- 0 | 1- 2 | | | | |
| 0- 2 | 0- 0 | 0- 0 | NEUTRAL | 0- 1 | 0- 1 | 0- 0 | | | | |
| 14- 1 | 0- 0 | 0- 0 | CONFERENCE | 0- 0 | 0- 0 | 14- 1 | | | | |
| 7- 0 | 0- 0 | 0- 0 | HOME | 0- 0 | 0- 0 | 7- 0 | | | | |
| 7- 1 | 0- 0 | 0- 0 | AWAY | 0- 0 | 0- 0 | 7- 1 | | | | |
| 0- 0 | 0- 0 | 0- 0 | NEUTRAL | 0- 0 | 0- 0 | 0- 0 | | | | |

| RPI 1-25 | | | RPI 26-50 | | | RPI 51-100 | | | RPI 101+ | | | Team's RPI: 157 | | | |
|---------------------------|---|----------|-----------|-----|---|------------------|-------|-----|----------|------------------|-------|-----------------|---|-------------------|-------|
| RPI | S | Opponent | Score | RPI | S | Opponent | Score | RPI | S | Opponent | Score | | | | |
| | | | | 39 | A | Oklahoma St. | 49 91 | 56 | A | SMU | 50 66 | 125 | A | Sam Houston St. | 62 57 |
| | | | | | | | | 62 | A | Arkansas | 50 72 | 138 | N | Arizona | 59 65 |
| | | | | | | | | 84 | N | UTEP | 52 61 | 159 | A | McNeese St. | 42 59 |
| | | | | | | | | | | | | 162 | H | Nicholls St. | 58 65 |
| | | | | | | | | | | | | 227 | A | Mississippi Val. | 58 47 |
| | | | | | | | | | | | | 227 | H | Mississippi Val. | 84 71 |
| | | | | | | | | | | | | 241 | A | Prairie View | 64 57 |
| | | | | | | | | | | | | 241 | H | Prairie View | 51 46 |
| | | | | | | | | | | | | 286 | H | UMKC | 64 53 |
| | | | | | | | | | | | | 295 | A | Southern U. | 60 72 |
| | | | | | | | | | | | | 299 | A | Alabama A&M | 72 56 |
| | | | | | | | | | | | | 299 | H | Alabama A&M | 54 50 |
| | | | | | | | | | | | | 310 | A | Jackson St. | 67 58 |
| | | | | | | | | | | | | 310 | H | Jackson St. | 73 66 |
| | | | | | | | | | | | | 318 | A | Tex.-Pan American | 46 65 |
| | | | | | | | | | | | | 319 | A | Grambling | 59 58 |
| | | | | | | | | | | | | 319 | H | Grambling | 91 64 |
| | | | | | | | | | | | | 325 | H | Alabama St. | 74 40 |
| | | | | | | | | | | | | 332 | A | Norfolk St. | 68 53 |
| | | | | | | | | | | | | 336 | A | Ark.-Pine Bluff | 65 61 |
| | | | | | | | | | | | | 336 | H | Ark.-Pine Bluff | 63 59 |
| | | | | | | | | | | | | 339 | A | Alcorn | 61 45 |
| LAST 12 Division I GAMES: | | | | | | | | | | | | | | | |
| | | | | 299 | A | Alabama A&M | 72 56 | 325 | H | Alabama St. | 74 40 | | | | |
| | | | | 227 | H | Mississippi Val. | 84 71 | 299 | H | Alabama A&M | 54 50 | | | | |
| | | | | 336 | H | Ark.-Pine Bluff | 63 59 | 227 | A | Mississippi Val. | 58 47 | | | | |
| | | | | 319 | A | Grambling | 59 58 | 336 | A | Ark.-Pine Bluff | 65 61 | | | | |
| | | | | 310 | A | Jackson St. | 67 58 | 319 | H | Grambling | 91 64 | | | | |
| | | | | 241 | H | Prairie View | 51 46 | 310 | H | Jackson St. | 73 66 | | | | |

Non-Div I Games:

Texas Southern

| | | | | | | | | | | |
|-------------------|----------|-----------|----------------|------------|-------------|---------------|------|------|-------|-----------|
| Average RPI Win: | 247 | WON-LOST | WINNING | LAST 12 | STRENGTH OF | OPP. STRENGTH | TEAM | ADJ. | CONF. | ADJ CONF. |
| Average RPI Loss: | 201 | RECORD | PCT. RANK | GAMES | SCHEDULE | OF SCHEDULE | RPI | RPI | RPI | RPI |
| DIV. I ONLY | 8- 16 | 269 | 3- 9 | 325 | 232 | 302 | 302 | 25 | 25 | |
| DIV. I NON-CONF. | 5- 5 | 159 | 0- 1 | 315 | 194 | 226 | 226 | 26 | 26 | |
| TOTALS | RPI 1-25 | RPI 26-50 | W-L RECORDS | RPI 51-100 | RPI 101-150 | RPI 150+ | | | | |
| 8- 16 | 0- 0 | 0- 1 | OVERALL | 0- 1 | 0- 1 | 8- 13 | | | | |
| 4- 7 | 0- 0 | 0- 0 | HOME | 0- 0 | 0- 1 | 4- 6 | | | | |
| 4- 9 | 0- 0 | 0- 1 | AWAY | 0- 1 | 0- 0 | 4- 7 | | | | |
| 0- 0 | 0- 0 | 0- 0 | NEUTRAL | 0- 0 | 0- 0 | 0- 0 | | | | |
| 5- 5 | 0- 0 | 0- 1 | NON-CONFERENCE | 0- 1 | 0- 0 | 5- 3 | | | | |
| 3- 1 | 0- 0 | 0- 0 | HOME | 0- 0 | 0- 0 | 3- 1 | | | | |
| 2- 4 | 0- 0 | 0- 1 | AWAY | 0- 1 | 0- 0 | 2- 2 | | | | |
| 0- 0 | 0- 0 | 0- 0 | NEUTRAL | 0- 0 | 0- 0 | 0- 0 | | | | |
| 3- 11 | 0- 0 | 0- 0 | CONFERENCE | 0- 0 | 0- 1 | 3- 10 | | | | |
| 1- 6 | 0- 0 | 0- 0 | HOME | 0- 0 | 0- 1 | 1- 5 | | | | |
| 2- 5 | 0- 0 | 0- 0 | AWAY | 0- 0 | 0- 0 | 2- 5 | | | | |
| 0- 0 | 0- 0 | 0- 0 | NEUTRAL | 0- 0 | 0- 0 | 0- 0 | | | | |

| RPI S | Opponent | Score | RPI S | Opponent | Score | RPI S | Opponent | Score | RPI S | Opponent | Score | Team's RPI: 302 |
|---------------------------|-------------------|-------|-------|-------------------|-------|-------|-------------------|-------|-------|----------------------|-------|-----------------|
| 39 | A Oklahoma St. | 55 90 | 84 | A UTEP | 81 88 | 145 | H Seattle | 58 70 | 153 | A Utah St. | 69 82 | |
| | | | | | | 154 | H Rice | 61 73 | 163 | A Houston | 61 74 | |
| | | | | | | 170 | H Idaho | 60 72 | 171 | H TCU | 91 80 | |
| | | | | | | 180 | A Louisiana Tech | 58 71 | 180 | H Louisiana Tech | 68 63 | |
| | | | | | | 187 | H Belmont | 82 76 | 214 | A North Texas | 88 83 | |
| | | | | | | 216 | A Denver | 62 75 | 216 | H Denver | 70 73 | |
| | | | | | | 252 | A New Mexico St. | 58 49 | 252 | H New Mexico St. | 58 61 | |
| | | | | | | 254 | A UTSA | 65 74 | 254 | H UTSA | 46 56 | |
| | | | | | | 278 | A San Jose St. | 96 98 | 307 | A Texas-Arlington | 63 57 | |
| | | | | | | 307 | H Texas-Arlington | 72 73 | 329 | A A&M-Corpus Christi | 69 51 | |
| | | | | | | 335 | H Kennesaw St. | 75 61 | 344 | A Houston Baptist | 76 78 | |
| LAST 12 Division I GAMES: | | | | | | | | | | | | |
| 344 | A Houston Baptist | 76 78 | 145 | H Seattle | 58 70 | 170 | H Idaho | 60 72 | 254 | H UTSA | 46 56 | |
| 254 | A UTSA | 65 74 | 307 | A Texas-Arlington | 63 57 | 180 | A Louisiana Tech | 58 71 | 252 | H New Mexico St. | 58 61 | |
| 180 | H Louisiana Tech | 68 63 | 180 | A Louisiana Tech | 58 71 | 252 | H New Mexico St. | 58 61 | | | | |
| 307 | H Texas-Arlington | 72 73 | | | | | | | | | | |
| 216 | A Denver | 62 75 | | | | | | | | | | |
| 252 | A New Mexico St. | 58 49 | | | | | | | | | | |

Non-Div I Games: Huston-Tillotson 93 42

Texas St.

| | | | | | | | | | | |
|-------------------|----------|-----------|----------------|------------|-------------|---------------|------|------|-------|-----------|
| Average RPI Win: | 134 | WON-LOST | WINNING | LAST 12 | STRENGTH OF | OPP. STRENGTH | TEAM | ADJ. | CONF. | ADJ CONF. |
| Average RPI Loss: | 44 | RECORD | PCT. RANK | GAMES | SCHEDULE | OF SCHEDULE | RPI | RPI | RPI | RPI |
| DIV. I ONLY | 20- 7 | 46 | 8- 4 | 51 | 30 | 31 | 31 | 1 | 1 | |
| DIV. I NON-CONF. | 10- 2 | 28 | 0- 0 | 179 | 209 | 66 | 66 | 1 | 1 | |
| TOTALS | RPI 1-25 | RPI 26-50 | W-L RECORDS | RPI 51-100 | RPI 101-150 | RPI 150+ | | | | |
| 20- 7 | 0- 4 | 5- 2 | OVERALL | 2- 0 | 5- 0 | 8- 1 | | | | |
| 13- 2 | 0- 2 | 2- 0 | HOME | 2- 0 | 3- 0 | 6- 0 | | | | |
| 6- 4 | 0- 2 | 3- 1 | AWAY | 0- 0 | 2- 0 | 1- 1 | | | | |
| 1- 1 | 0- 0 | 0- 1 | NEUTRAL | 0- 0 | 0- 0 | 1- 0 | | | | |
| 10- 2 | 0- 0 | 0- 1 | NON-CONFERENCE | 1- 0 | 3- 0 | 6- 1 | | | | |
| 8- 0 | 0- 0 | 0- 0 | HOME | 1- 0 | 2- 0 | 5- 0 | | | | |
| 1- 1 | 0- 0 | 0- 0 | AWAY | 0- 0 | 1- 0 | 0- 1 | | | | |
| 1- 1 | 0- 0 | 0- 1 | NEUTRAL | 0- 0 | 0- 0 | 1- 0 | | | | |
| 10- 5 | 0- 4 | 5- 1 | CONFERENCE | 1- 0 | 2- 0 | 2- 0 | | | | |
| 5- 2 | 0- 2 | 2- 0 | HOME | 1- 0 | 1- 0 | 1- 0 | | | | |
| 5- 3 | 0- 2 | 3- 1 | AWAY | 0- 0 | 1- 0 | 1- 0 | | | | |
| 0- 0 | 0- 0 | 0- 0 | NEUTRAL | 0- 0 | 0- 0 | 0- 0 | | | | |

| RPI 1-25 | | | | RPI 26-50 | | | | Team's RPI: 31 | RPI 51-100 | | | | RPI 101+ | | | |
|---------------------------|---|---------------|-------|-----------|---|---------------|-------|----------------|------------|---|------------|-------|----------|---|----------------|-------|
| RPI | S | Opponent | Score | RPI | S | Opponent | Score | | RPI | S | Opponent | Score | RPI | S | Opponent | Score |
| 1 | A | Baylor | 47 89 | 29 | N | Michigan St. | 48 50 | | 55 | H | Illinois | 75 56 | 101 | H | Northern Colo. | 68 41 |
| 1 | H | Baylor | 60 90 | 33 | A | Oklahoma | 55 65 | | 71 | H | Kansas St. | 59 50 | 108 | A | Texas | 66 59 |
| 25 | A | Iowa St. | 52 67 | 39 | A | Oklahoma St. | 64 59 | | | | | | 108 | H | Texas | 69 62 |
| 25 | H | Iowa St. | 54 58 | 42 | A | West Virginia | 77 73 | | | | | | 109 | A | Arizona St. | 61 49 |
| | | | | 42 | H | West Virginia | 76 63 | | | | | | 134 | H | Lamar | 73 52 |
| | | | | 49 | A | Kansas | 72 70 | | | | | | 162 | H | Nicholls St. | 78 48 |
| | | | | 49 | H | Kansas | 70 63 | | | | | | 163 | H | Houston | 86 56 |
| | | | | | | | | | | | | | 171 | A | TCU | 64 46 |
| | | | | | | | | | | | | | 171 | H | TCU | 53 42 |
| | | | | | | | | | | | | | 185 | N | Oregon St. | 66 48 |
| | | | | | | | | | | | | | 194 | A | New Mexico | 61 65 |
| | | | | | | | | | | | | | 244 | H | Southern Utah | 73 54 |
| | | | | | | | | | | | | | 330 | H | Lipscomb | 61 41 |
| | | | | | | | | | | | | | 345 | H | New Orleans | 81 38 |
| LAST 12 Division I GAMES: | | | | | | | | | | | | | | | | |
| 49 | A | Kansas | 72 70 | 1 | H | Baylor | 60 90 | | | | | | | | | |
| 108 | H | Texas | 69 62 | 171 | H | TCU | 53 42 | | | | | | | | | |
| 1 | A | Baylor | 47 89 | 42 | A | West Virginia | 77 73 | | | | | | | | | |
| 171 | A | TCU | 64 46 | 49 | H | Kansas | 70 63 | | | | | | | | | |
| 42 | H | West Virginia | 76 63 | 108 | A | Texas | 66 59 | | | | | | | | | |
| 25 | A | Iowa St. | 52 67 | 33 | A | Oklahoma | 55 65 | | | | | | | | | |

Non-Div I Games:

Texas Tech

Texas-Arlington

Through Games Of Sunday, February 24, 2013

| | | | | | | | | | | |
|-------------------|----------|-----------|----------------|------------|-------------|---------------|------|------|-------|-----------|
| Average RPI Win: | 271 | WON-LOST | WINNING | LAST 12 | STRENGTH OF | OPP. STRENGTH | TEAM | ADJ. | CONF. | ADJ CONF. |
| Average RPI Loss: | 178 | RECORD | PCT. RANK | GAMES | SCHEDULE | OF SCHEDULE | RPI | RPI | RPI | RPI |
| DIV. I ONLY | 6- 19 | 310 | 3- 9 | 253 | 304 | 307 | 307 | 25 | 25 | |
| DIV. I NON-CONF. | 3- 8 | 275 | 1- 0 | 227 | 317 | 282 | 282 | 26 | 26 | |
| TOTALS | RPI 1-25 | RPI 26-50 | W-L RECORDS | RPI 51-100 | RPI 101-150 | RPI 150+ | | | | |
| 6- 19 | 0- 0 | 0- 2 | OVERALL | 0- 1 | 0- 4 | 6- 12 | | | | |
| 2- 10 | 0- 0 | 0- 1 | HOME | 0- 0 | 0- 3 | 2- 6 | | | | |
| 4- 9 | 0- 0 | 0- 1 | AWAY | 0- 1 | 0- 1 | 4- 6 | | | | |
| 0- 0 | 0- 0 | 0- 0 | NEUTRAL | 0- 0 | 0- 0 | 0- 0 | | | | |
| 3- 8 | 0- 0 | 0- 2 | NON-CONFERENCE | 0- 1 | 0- 2 | 3- 3 | | | | |
| 1- 4 | 0- 0 | 0- 1 | HOME | 0- 0 | 0- 2 | 1- 1 | | | | |
| 2- 4 | 0- 0 | 0- 1 | AWAY | 0- 1 | 0- 0 | 2- 2 | | | | |
| 0- 0 | 0- 0 | 0- 0 | NEUTRAL | 0- 0 | 0- 0 | 0- 0 | | | | |
| 3- 11 | 0- 0 | 0- 0 | CONFERENCE | 0- 0 | 0- 2 | 3- 9 | | | | |
| 1- 6 | 0- 0 | 0- 0 | HOME | 0- 0 | 0- 1 | 1- 5 | | | | |
| 2- 5 | 0- 0 | 0- 0 | AWAY | 0- 0 | 0- 1 | 2- 4 | | | | |
| 0- 0 | 0- 0 | 0- 0 | NEUTRAL | 0- 0 | 0- 0 | 0- 0 | | | | |

| RPI S | Opponent | Score | RPI S | Opponent | Score | RPI S | Opponent | Score | RPI S | Opponent | Score | Team's RPI: 307 |
|---------------------------|------------------|-------|-------|----------------|-------|-------|---------------------|-------|-------|----------|-------|-----------------|
| 29 | A Michigan St. | 39 83 | 97 | A Fresno St. | 45 70 | 110 | H Memphis | 76 89 | | | | |
| 39 | H Oklahoma St. | 54 90 | | | | 122 | H Oral Roberts | 41 73 | | | | |
| | | | | | | 145 | A Seattle | 53 69 | | | | |
| | | | | | | 145 | H Seattle | 64 78 | | | | |
| | | | | | | 153 | H Utah St. | 83 93 | | | | |
| | | | | | | 160 | A George Washington | 47 80 | | | | |
| | | | | | | 170 | A Idaho | 52 70 | | | | |
| | | | | | | 170 | H Idaho | 60 58 | | | | |
| | | | | | | 180 | A Louisiana Tech | 58 65 | | | | |
| | | | | | | 180 | H Louisiana Tech | 62 78 | | | | |
| | | | | | | 214 | A North Texas | 59 50 | | | | |
| | | | | | | 216 | A Denver | 52 90 | | | | |
| | | | | | | 234 | A Neb. Omaha | 39 73 | | | | |
| | | | | | | 252 | A New Mexico St. | 62 59 | | | | |
| | | | | | | 254 | A UTSA | 45 73 | | | | |
| | | | | | | 254 | H UTSA | 57 59 | | | | |
| | | | | | | 278 | H San Jose St. | 70 78 | | | | |
| | | | | | | 302 | A Texas St. | 73 72 | | | | |
| | | | | | | 302 | H Texas St. | 57 63 | | | | |
| | | | | | | 318 | H Tex.-Pan American | 57 59 | | | | |
| | | | | | | 344 | A Houston Baptist | 77 71 | | | | |
| | | | | | | 345 | H New Orleans | 82 57 | | | | |
| LAST 12 Division I GAMES: | | | | | | | | | | | | |
| 345 | H New Orleans | 82 57 | 278 | H San Jose St. | 70 78 | | | | | | | |
| 145 | H Seattle | 64 78 | 153 | H Utah St. | 83 93 | | | | | | | |
| 170 | H Idaho | 60 58 | 170 | A Idaho | 52 70 | | | | | | | |
| 254 | A UTSA | 45 73 | 145 | A Seattle | 53 69 | | | | | | | |
| 302 | A Texas St. | 73 72 | 302 | H Texas St. | 57 63 | | | | | | | |
| 180 | H Louisiana Tech | 62 78 | 254 | H UTSA | 57 59 | | | | | | | |

Non-Div I Games:

Texas-Arlington

■ Loss,
■ Non-Conf,
■ S Site,
■ H Home
■ A Away
N Neutral

| | | | | | | | | | | |
|-------------------|----------|-----------|----------------|------------|-------------|---------------|------|------|-------|-----------|
| Average RPI Win: | 200 | WON-LOST | WINNING | LAST 12 | STRENGTH OF | OPP. STRENGTH | TEAM | ADJ. | CONF. | ADJ CONF. |
| Average RPI Loss: | 37 | RECORD | PCT. RANK | GAMES | SCHEDULE | OF SCHEDULE | RPI | RPI | RPI | RPI |
| DIV. I ONLY | 24- 2 | 8 | 12- 0 | 206 | 143 | 43 | 43 | 18 | 18 | |
| DIV. I NON-CONF. | 12- 1 | 4 | 0- 0 | 155 | 111 | 24 | 24 | 17 | 17 | |
| TOTALS | RPI 1-25 | RPI 26-50 | W-L RECORDS | RPI 51-100 | RPI 101-150 | RPI 150+ | | | | |
| 24- 2 | 0- 1 | 0- 0 | OVERALL | 4- 1 | 4- 0 | 16- 0 | | | | |
| 11- 1 | 0- 0 | 0- 0 | HOME | 0- 1 | 1- 0 | 10- 0 | | | | |
| 11- 1 | 0- 1 | 0- 0 | AWAY | 3- 0 | 2- 0 | 6- 0 | | | | |
| 2- 0 | 0- 0 | 0- 0 | NEUTRAL | 1- 0 | 1- 0 | 0- 0 | | | | |
| 12- 1 | 0- 1 | 0- 0 | NON-CONFERENCE | 2- 0 | 2- 0 | 8- 0 | | | | |
| 6- 0 | 0- 0 | 0- 0 | HOME | 0- 0 | 1- 0 | 5- 0 | | | | |
| 4- 1 | 0- 1 | 0- 0 | AWAY | 1- 0 | 0- 0 | 3- 0 | | | | |
| 2- 0 | 0- 0 | 0- 0 | NEUTRAL | 1- 0 | 1- 0 | 0- 0 | | | | |
| 12- 1 | 0- 0 | 0- 0 | CONFERENCE | 2- 1 | 2- 0 | 8- 0 | | | | |
| 5- 1 | 0- 0 | 0- 0 | HOME | 0- 1 | 0- 0 | 5- 0 | | | | |
| 7- 0 | 0- 0 | 0- 0 | AWAY | 2- 0 | 2- 0 | 3- 0 | | | | |
| 0- 0 | 0- 0 | 0- 0 | NEUTRAL | 0- 0 | 0- 0 | 0- 0 | | | | |

| RPI 1-25 | | | | RPI 26-50 | | | | Team's RPI: 43 | | | | RPI 51-100 | | | | RPI 101+ | | | |
|---------------------------|---|---------------|-------|-----------|---|---------------|-------|----------------|---|----------|-------|------------|---|---------------|-------|----------|---|------------------|-------|
| RPI | S | Opponent | Score | RPI | S | Opponent | Score | RPI | S | Opponent | Score | RPI | S | Opponent | Score | RPI | S | Opponent | Score |
| 13 | A | Dayton | 76 79 | | | | | | | | | 53 | N | Charlotte | 76 66 | 132 | A | Akron | 77 65 |
| | | | | | | | | | | | | 60 | A | Central Mich. | 76 63 | 137 | N | Santa Clara | 73 48 |
| | | | | | | | | | | | | 60 | H | Central Mich. | 66 73 | 142 | A | Miami (OH) | 80 49 |
| | | | | | | | | | | | | 61 | A | Marquette | 82 71 | 144 | H | Arkansas St. | 56 34 |
| | | | | | | | | | | | | 96 | A | Bowling Green | 48 38 | 193 | H | Evansville | 60 50 |
| | | | | | | | | | | | | | | | | 200 | H | SIU Edwardsville | 59 43 |
| | | | | | | | | | | | | | | | | 201 | A | Ball St. | 68 64 |
| | | | | | | | | | | | | | | | | 217 | H | St. Bonaventure | 59 45 |
| | | | | | | | | | | | | | | | | 222 | H | Milwaukee | 83 59 |
| | | | | | | | | | | | | | | | | 240 | A | Colorado St. | 66 62 |
| | | | | | | | | | | | | | | | | 241 | H | Prairie View | 76 41 |
| | | | | | | | | | | | | | | | | 242 | A | Georgia St. | 46 43 |
| | | | | | | | | | | | | | | | | 247 | A | Eastern Mich. | 56 40 |
| | | | | | | | | | | | | | | | | 257 | H | Buffalo | 59 44 |
| | | | | | | | | | | | | | | | | 260 | A | Northern Ill. | 44 42 |
| | | | | | | | | | | | | | | | | 260 | H | Northern Ill. | 72 40 |
| | | | | | | | | | | | | | | | | 261 | H | Western Mich. | 65 54 |
| | | | | | | | | | | | | | | | | 269 | A | Nevada | 73 61 |
| | | | | | | | | | | | | | | | | 323 | H | Ohio | 61 42 |
| | | | | | | | | | | | | | | | | 337 | H | Kent St. | 82 45 |
| LAST 12 Division I GAMES: | | | | | | | | | | | | | | | | | | | |
| 60 | A | Central Mich. | 76 63 | 323 | H | Ohio | 61 42 | | | | | | | | | | | | |
| 260 | H | Northern Ill. | 72 40 | 260 | A | Northern Ill. | 44 42 | | | | | | | | | | | | |
| 337 | H | Kent St. | 82 45 | 132 | A | Akron | 77 65 | | | | | | | | | | | | |
| 201 | A | Ball St. | 68 64 | 257 | H | Buffalo | 59 44 | | | | | | | | | | | | |
| 142 | A | Miami (OH) | 80 49 | 247 | A | Eastern Mich. | 56 40 | | | | | | | | | | | | |
| 261 | H | Western Mich. | 65 54 | 96 | A | Bowling Green | 48 38 | | | | | | | | | | | | |

Non-Div I Games:

Toledo

■ Loss,
 ■ Non-Conf,
 ■ S Site,
 ■ Home
 ■ A Away
 N Neutral

| | | | | | | | | | |
|------------------------------|--------------|------------|----------------|-------------|---------------|------------|------------|-----------|-----------|
| Average RPI Win: 274 | WON-LOST | WINNING | LAST 12 | STRENGTH OF | OPP. STRENGTH | TEAM | ADJ. | CONF. | ADJ CONF. |
| Average RPI Loss: 164 | RECORD | PCT. RANK | GAMES | SCHEDULE | OF SCHEDULE | RPI | RPI | RPI | RPI |
| DIV. I ONLY | 9- 17 | 258 | 3- 9 | 260 | 203 | 279 | 279 | 14 | 14 |
| DIV. I NON-CONF. | 6- 5 | 146 | 0- 0 | 339 | 324 | 277 | 277 | 15 | 15 |
| TOTALS | RPI 1-25 | RPI 26-50 | W-L RECORDS | RPI 51-100 | RPI 101-150 | RPI 150+ | | | |
| 9- 17 | 0- 3 | 0- 0 | OVERALL | 0- 4 | 1- 2 | 8- 8 | | | |
| 6- 7 | 0- 2 | 0- 0 | HOME | 0- 2 | 1- 0 | 5- 3 | | | |
| 3- 10 | 0- 1 | 0- 0 | AWAY | 0- 2 | 0- 2 | 3- 5 | | | |
| 0- 0 | 0- 0 | 0- 0 | NEUTRAL | 0- 0 | 0- 0 | 0- 0 | | | |
| 6- 5 | 0- 1 | 0- 0 | NON-CONFERENCE | 0- 0 | 0- 0 | 6- 4 | | | |
| 4- 2 | 0- 1 | 0- 0 | HOME | 0- 0 | 0- 0 | 4- 1 | | | |
| 2- 3 | 0- 0 | 0- 0 | AWAY | 0- 0 | 0- 0 | 2- 3 | | | |
| 0- 0 | 0- 0 | 0- 0 | NEUTRAL | 0- 0 | 0- 0 | 0- 0 | | | |
| 3- 12 | 0- 2 | 0- 0 | CONFERENCE | 0- 4 | 1- 2 | 2- 4 | | | |
| 2- 5 | 0- 1 | 0- 0 | HOME | 0- 2 | 1- 0 | 1- 2 | | | |
| 1- 7 | 0- 1 | 0- 0 | AWAY | 0- 2 | 0- 2 | 1- 2 | | | |
| 0- 0 | 0- 0 | 0- 0 | NEUTRAL | 0- 0 | 0- 0 | 0- 0 | | | |

| RPI 1-25 | | | | RPI 26-50 | | | | RPI 51-100 | | | | RPI 101+ Team's RPI: 279 | | | |
|---------------------------|---|---------------|--------------|-----------|---|----------------|--------------|------------|---|---------------|--------------|--------------------------|---|-----------------|--------------|
| RPI | S | Opponent | Score | RPI | S | Opponent | Score | RPI | S | Opponent | Score | RPI | S | Opponent | Score |
| 10 | H | Maryland | 43 88 | | | | | 82 | A | James Madison | 45 79 | 116 | A | Northeastern | 56 59 |
| 20 | A | Delaware | 44 76 | | | | | 82 | H | James Madison | 61 75 | 117 | A | Old Dominion | 55 65 |
| 20 | H | Delaware | 55 77 | | | | | 92 | A | Drexel | 55 76 | 141 | H | Hofstra | 69 60 |
| | | | | | | | | 92 | H | Drexel | 48 62 | 218 | H | Bucknell | 62 75 |
| | | | | | | | | | | | | 237 | A | Loyola Maryland | 44 52 |
| | | | | | | | | | | | | 242 | A | Georgia St. | 44 66 |
| | | | | | | | | | | | | 242 | H | Georgia St. | 49 56 |
| | | | | | | | | | | | | 253 | H | Coppin St. | 58 55 |
| | | | | | | | | | | | | 271 | A | George Mason | 53 51 |
| | | | | | | | | | | | | 271 | H | George Mason | 54 65 |
| | | | | | | | | | | | | 275 | A | UMBC | 62 44 |
| | | | | | | | | | | | | 284 | A | William & Mary | 50 59 |
| | | | | | | | | | | | | 291 | H | Morgan St. | 61 57 |
| | | | | | | | | | | | | 293 | H | Delaware St. | 69 61 |
| | | | | | | | | | | | | 297 | H | UNC Wilmington | 55 53 |
| | | | | | | | | | | | | 321 | H | Maine | 69 64 |
| | | | | | | | | | | | | 322 | A | Manhattan | 63 60 |
| | | | | | | | | | | | | 324 | A | LIU Brooklyn | 63 65 |
| | | | | | | | | | | | | 334 | A | UMES | 48 60 |
| LAST 12 Division I GAMES: | | | | | | | | | | | | | | | |
| 82 | A | James Madison | 45 79 | 116 | A | Northeastern | 56 59 | 82 | H | James Madison | 61 75 | 297 | H | UNC Wilmington | 55 53 |
| 141 | H | Hofstra | 69 60 | 284 | A | William & Mary | 50 59 | 20 | A | Delaware | 44 76 | 271 | H | George Mason | 54 65 |
| 271 | A | George Mason | 53 51 | | | | | | | | | | | | |
| 242 | A | Georgia St. | 44 66 | | | | | | | | | | | | |
| 20 | H | Delaware | 55 77 | | | | | | | | | | | | |
| 92 | H | Drexel | 48 62 | | | | | | | | | | | | |

Non-Div I Games:

Towson

| | | | | | | | | | | |
|-------------------|----------|-----------|----------------|------------|-------------|---------------|------|------|-------|-----------|
| Average RPI Win: | 231 | WON-LOST | WINNING | LAST 12 | STRENGTH OF | OPP. STRENGTH | TEAM | ADJ. | CONF. | ADJ CONF. |
| Average RPI Loss: | 161 | RECORD | PCT. RANK | GAMES | SCHEDULE | OF SCHEDULE | RPI | RPI | RPI | RPI |
| DIV. I ONLY | 6- 21 | 317 | 3- 9 | 204 | 182 | 306 | 306 | 13 | 13 | |
| DIV. I NON-CONF. | 3- 6 | 242 | 0- 0 | 265 | 298 | 285 | 285 | 13 | 13 | |
| TOTALS | RPI 1-25 | RPI 26-50 | W-L RECORDS | RPI 51-100 | RPI 101-150 | RPI 150+ | | | | |
| 6- 21 | 0- 0 | 0- 0 | OVERALL | 1- 5 | 0- 6 | 5- 10 | | | | |
| 4- 8 | 0- 0 | 0- 0 | HOME | 0- 2 | 0- 3 | 4- 3 | | | | |
| 2- 13 | 0- 0 | 0- 0 | AWAY | 1- 3 | 0- 3 | 1- 7 | | | | |
| 0- 0 | 0- 0 | 0- 0 | NEUTRAL | 0- 0 | 0- 0 | 0- 0 | | | | |
| 3- 6 | 0- 0 | 0- 0 | NON-CONFERENCE | 0- 1 | 0- 2 | 3- 3 | | | | |
| 2- 2 | 0- 0 | 0- 0 | HOME | 0- 0 | 0- 1 | 2- 1 | | | | |
| 1- 4 | 0- 0 | 0- 0 | AWAY | 0- 1 | 0- 1 | 1- 2 | | | | |
| 0- 0 | 0- 0 | 0- 0 | NEUTRAL | 0- 0 | 0- 0 | 0- 0 | | | | |
| 3- 15 | 0- 0 | 0- 0 | CONFERENCE | 1- 4 | 0- 4 | 2- 7 | | | | |
| 2- 6 | 0- 0 | 0- 0 | HOME | 0- 2 | 0- 2 | 2- 2 | | | | |
| 1- 9 | 0- 0 | 0- 0 | AWAY | 1- 2 | 0- 2 | 0- 5 | | | | |
| 0- 0 | 0- 0 | 0- 0 | NEUTRAL | 0- 0 | 0- 0 | 0- 0 | | | | |

| RPI S | Opponent | Score | RPI S | Opponent | Score | RPI S | Opponent | Score | RPI S | Opponent | Score | Team's RPI: 306 |
|---------------------------|----------|-------|-------|-----------------|-------|-------|----------------|-----------------|-------|-------------------|--------|-----------------|
| | | | | | | 52 | A Middle Tenn. | 74 70 | 104 | A FIU | 76 82 | |
| | | | | | | 68 | A UALR | 52 75 | 104 | H FIU | 39 56 | |
| | | | | | | 68 | H UALR | 50 71 | 115 | A Winthrop | 82 87 | |
| | | | | | | 69 | A Florida | 62 87 | 136 | H Mercer | 90 96 | |
| | | | | | | 89 | A Western Ky. | 80 98 | 144 | A Arkansas St. | 49 71 | |
| | | | | | | 89 | H Western Ky. | 81 84 | 144 | H Arkansas St. | 74 87 | |
| | | | | | | | | | 165 | H Alabama | 71 80 | |
| | | | | | | | | | 181 | A South Ala. | 58 74 | |
| | | | | | | | | | 191 | A Mississippi St. | 60 82 | |
| | | | | | | | | | 198 | A Fla. Atlantic | 63 74 | |
| | | | | | | | | | 198 | H Fla. Atlantic | 80 81 | |
| | | | | | | | | | 199 | H Furman | 118 96 | |
| | | | | | | | | | 214 | A North Texas | 71 87 | |
| | | | | | | | | | 214 | H North Texas | 86 69 | |
| | | | | | | | | | 239 | A La.-Monroe | 74 79 | |
| | | | | | | | | | 239 | H La.-Monroe | 69 75 | |
| | | | | | | | | | 283 | A La.-Lafayette | 59 63 | |
| | | | | | | | | | 283 | H La.-Lafayette | 68 61 | |
| | | | | | | | | | 311 | A Jacksonville | 88 83 | |
| | | | | | | | | | 325 | H Alabama St. | 90 88 | |
| | | | | | | | | | 335 | A Kennesaw St. | 65 72 | |
| LAST 12 Division I GAMES: | | | | | | | | | | | | |
| | | | 144 | A Arkansas St. | 49 71 | | 283 | H La.-Lafayette | 68 61 | | | |
| | | | 283 | A La.-Lafayette | 59 63 | | 89 | A Western Ky. | 80 98 | | | |
| | | | 214 | H North Texas | 86 69 | | 239 | A La.-Monroe | 74 79 | | | |
| | | | 104 | H FIU | 39 56 | | 144 | H Arkansas St. | 74 87 | | | |
| | | | 52 | A Middle Tenn. | 74 70 | | 104 | A FIU | 76 82 | | | |
| | | | 181 | A South Ala. | 58 74 | | 198 | A Fla. Atlantic | 63 74 | | | |

Non-Div I Games:

Troy

| | | | | | | | | | |
|------------------------------|----------|-----------|----------------|-------------|---------------|----------|------|-------|-----------|
| Average RPI Win: 180 | WON-LOST | WINNING | LAST 12 | STRENGTH OF | OPP. STRENGTH | TEAM | ADJ. | CONF. | ADJ CONF. |
| Average RPI Loss: 136 | RECORD | PCT. RANK | GAMES | SCHEDULE | OF SCHEDULE | RPI | RPI | RPI | RPI |
| DIV. I ONLY | 19- 6 | 40 | 9- 3 | 220 | 83 | 91 | 91 | 8 | 8 |
| DIV. I NON-CONF. | 10- 2 | 28 | 0- 0 | 316 | 114 | 131 | 131 | 10 | 10 |
| TOTALS | RPI 1-25 | RPI 26-50 | W-L RECORDS | RPI 51-100 | RPI 101-150 | RPI 150+ | | | |
| 19- 6 | 0- 0 | 1- 0 | OVERALL | 1- 3 | 4- 1 | 13- 2 | | | |
| 9- 5 | 0- 0 | 0- 0 | HOME | 1- 3 | 2- 0 | 6- 2 | | | |
| 8- 1 | 0- 0 | 1- 0 | AWAY | 0- 0 | 2- 1 | 5- 0 | | | |
| 2- 0 | 0- 0 | 0- 0 | NEUTRAL | 0- 0 | 0- 0 | 2- 0 | | | |
| 10- 2 | 0- 0 | 1- 0 | NON-CONFERENCE | 0- 1 | 0- 0 | 9- 1 | | | |
| 5- 2 | 0- 0 | 0- 0 | HOME | 0- 1 | 0- 0 | 5- 1 | | | |
| 3- 0 | 0- 0 | 1- 0 | AWAY | 0- 0 | 0- 0 | 2- 0 | | | |
| 2- 0 | 0- 0 | 0- 0 | NEUTRAL | 0- 0 | 0- 0 | 2- 0 | | | |
| 9- 4 | 0- 0 | 0- 0 | CONFERENCE | 1- 2 | 4- 1 | 4- 1 | | | |
| 4- 3 | 0- 0 | 0- 0 | HOME | 1- 2 | 2- 0 | 1- 1 | | | |
| 5- 1 | 0- 0 | 0- 0 | AWAY | 0- 0 | 2- 1 | 3- 0 | | | |
| 0- 0 | 0- 0 | 0- 0 | NEUTRAL | 0- 0 | 0- 0 | 0- 0 | | | |

| RPI 1-25 | | | | RPI 26-50 | | | | RPI 51-100 | | | | Team's RPI: 91 | RPI 101+ | | | |
|---------------------------|---|----------|-------|-----------|---|---------------|-------|------------|---|---------------|-------|----------------|----------|----------------|-------|--|
| RPI | S | Opponent | Score | RPI | S | Opponent | Score | RPI | S | Opponent | Score | RPI | S | Opponent | Score | |
| | | | | 41 | A | LSU | 66 64 | 56 | H | SMU | 56 62 | 110 | H | Memphis | 72 62 | |
| | | | | | | | | 78 | H | East Carolina | 52 55 | 133 | A | UAB | 57 52 | |
| | | | | | | | | 84 | H | UTEP | 56 49 | 146 | A | UCF | 57 55 | |
| | | | | | | | | 90 | H | Auburn | 65 70 | 148 | A | Tulsa | 65 67 | |
| | | | | | | | | | | | | 148 | H | Tulsa | 74 59 | |
| | | | | | | | | | | | | 154 | A | Rice | 69 65 | |
| | | | | | | | | | | | | 154 | H | Rice | 61 45 | |
| | | | | | | | | | | | | 159 | H | McNeese St. | 69 63 | |
| | | | | | | | | | | | | 163 | A | Houston | 74 56 | |
| | | | | | | | | | | | | 163 | H | Houston | 70 71 | |
| | | | | | | | | | | | | 172 | N | Bradley | 74 69 | |
| | | | | | | | | | | | | 180 | H | Louisiana Tech | 66 59 | |
| | | | | | | | | | | | | 214 | H | North Texas | 73 62 | |
| | | | | | | | | | | | | 232 | A | Marshall | 67 57 | |
| | | | | | | | | | | | | 239 | A | La.-Monroe | 70 60 | |
| | | | | | | | | | | | | 247 | H | Eastern Mich. | 71 65 | |
| | | | | | | | | | | | | 261 | N | Western Mich. | 66 48 | |
| | | | | | | | | | | | | 283 | H | La.-Lafayette | 64 65 | |
| | | | | | | | | | | | | 295 | A | Southern U. | 65 45 | |
| | | | | | | | | | | | | 297 | H | UNC Wilmington | 73 58 | |
| LAST 12 Division I GAMES: | | | | | | | | | | | | | | | | |
| 148 | H | Tulsa | 74 59 | 163 | A | Houston | 74 56 | | | | | | | | | |
| 133 | A | UAB | 57 52 | 146 | A | UCF | 57 55 | | | | | | | | | |
| 163 | H | Houston | 70 71 | 78 | H | East Carolina | 52 55 | | | | | | | | | |
| 154 | H | Rice | 61 45 | 110 | H | Memphis | 72 62 | | | | | | | | | |
| 148 | A | Tulsa | 65 67 | 154 | A | Rice | 69 65 | | | | | | | | | |
| 84 | H | UTEP | 56 49 | 232 | A | Marshall | 67 57 | | | | | | | | | |

Non-Div I Games: Loyola (LA) 81 41

Tulane

| | | | | | | | | | | |
|-------------------|----------|-----------|----------------|------------|-------------|---------------|------|------|-------|-----------|
| Average RPI Win: | 209 | WON-LOST | WINNING | LAST 12 | STRENGTH OF | OPP. STRENGTH | TEAM | ADJ. | CONF. | ADJ CONF. |
| Average RPI Loss: | 96 | RECORD | PCT. RANK | GAMES | SCHEDULE | OF SCHEDULE | RPI | RPI | RPI | RPI |
| DIV. I ONLY | 10- 15 | 226 | 6- 6 | 62 | 126 | 148 | 148 | 8 | 8 | |
| DIV. I NON-CONF. | 4- 8 | 242 | 0- 0 | 137 | 196 | 209 | 209 | 10 | 10 | |
| TOTALS | RPI 1-25 | RPI 26-50 | W-L RECORDS | RPI 51-100 | RPI 101-150 | RPI 150+ | | | | |
| 10- 15 | 0- 0 | 0- 0 | OVERALL | 1- 11 | 1- 1 | 8- 3 | | | | |
| 6- 4 | 0- 0 | 0- 0 | HOME | 1- 4 | 1- 0 | 4- 0 | | | | |
| 4- 9 | 0- 0 | 0- 0 | AWAY | 0- 6 | 0- 1 | 4- 2 | | | | |
| 0- 2 | 0- 0 | 0- 0 | NEUTRAL | 0- 1 | 0- 0 | 0- 1 | | | | |
| 4- 8 | 0- 0 | 0- 0 | NON-CONFERENCE | 0- 5 | 0- 1 | 4- 2 | | | | |
| 2- 2 | 0- 0 | 0- 0 | HOME | 0- 2 | 0- 0 | 2- 0 | | | | |
| 2- 4 | 0- 0 | 0- 0 | AWAY | 0- 2 | 0- 1 | 2- 1 | | | | |
| 0- 2 | 0- 0 | 0- 0 | NEUTRAL | 0- 1 | 0- 0 | 0- 1 | | | | |
| 6- 7 | 0- 0 | 0- 0 | CONFERENCE | 1- 6 | 1- 0 | 4- 1 | | | | |
| 4- 2 | 0- 0 | 0- 0 | HOME | 1- 2 | 1- 0 | 2- 0 | | | | |
| 2- 5 | 0- 0 | 0- 0 | AWAY | 0- 4 | 0- 0 | 2- 1 | | | | |
| 0- 0 | 0- 0 | 0- 0 | NEUTRAL | 0- 0 | 0- 0 | 0- 0 | | | | |

| RPI 1-25 | | | RPI 26-50 | | | RPI 51-100 | | | RPI 101+ | | | Team's RPI: 148 |
|---------------------------|---|----------|-----------|-----|---|----------------------|-------|-------------------------|----------|----------|-------|-----------------|
| RPI | S | Opponent | Score | RPI | S | Opponent | Score | RPI | S | Opponent | Score | |
| | | | | | | 55 N Illinois | 75 82 | 122 A Oral Roberts | | 53 64 | | |
| | | | | | | 56 A SMU | 60 69 | 146 H UCF | | 54 51 | | |
| | | | | | | 56 H SMU | 46 71 | 154 A Rice | | 53 56 | | |
| | | | | | | 62 H Arkansas | 56 64 | 154 H Rice | | 49 45 | | |
| | | | | | | 66 A BYU | 48 70 | 163 A Houston | | 59 55 | | |
| | | | | | | 68 A UALR | 51 78 | 197 N Loyola Marymount | | 74 75 | | |
| | | | | | | 68 H UALR | 64 73 | 203 A Southern Miss. | | 78 56 | | |
| | | | | | | 78 A East Carolina | 63 69 | 204 A Stephen F. Austin | | 69 73 | | |
| | | | | | | 84 A UTEP | 35 50 | 232 H Marshall | | 67 49 | | |
| | | | | | | 84 H UTEP | 64 71 | 234 A Neb. Omaha | | 49 48 | | |
| | | | | | | 91 A Tulane | 59 74 | 240 H Colorado St. | | 58 43 | | |
| | | | | | | 91 H Tulane | 67 65 | 304 H Utah Valley | | 80 53 | | |
| | | | | | | | | 319 A Grambling | | 75 62 | | |
| LAST 12 Division I GAMES: | | | | | | | | | | | | |
| | | | | | | 91 A Tulane | 59 74 | 84 A UTEP | | 35 50 | | |
| | | | | | | 56 A SMU | 60 69 | 56 H SMU | | 46 71 | | |
| | | | | | | 154 H Rice | 49 45 | 146 H UCF | | 54 51 | | |
| | | | | | | 163 A Houston | 59 55 | 78 A East Carolina | | 63 69 | | |
| | | | | | | 91 H Tulane | 67 65 | 232 H Marshall | | 67 49 | | |
| | | | | | | 203 A Southern Miss. | 78 56 | 154 A Rice | | 53 56 | | |

Non-Div I Games: Langston

97 35

Tulsa

| | | | | | | | | | | |
|-------------------|----------|-----------|----------------|------------|-------------|---------------|------|------|-------|-----------|
| Average RPI Win: | 216 | WON-LOST | WINNING | LAST 12 | STRENGTH OF | OPP. STRENGTH | TEAM | ADJ. | CONF. | ADJ CONF. |
| Average RPI Loss: | 139 | RECORD | PCT. RANK | GAMES | SCHEDULE | OF SCHEDULE | RPI | RPI | RPI | RPI |
| DIV. I ONLY | 16- 10 | 102 | 6- 6 | 181 | 181 | 133 | 133 | 8 | 8 | |
| DIV. I NON-CONF. | 9- 4 | 75 | 0- 0 | 286 | 321 | 181 | 181 | 10 | 10 | |
| TOTALS | RPI 1-25 | RPI 26-50 | W-L RECORDS | RPI 51-100 | RPI 101-150 | RPI 150+ | | | | |
| 16- 10 | 0- 0 | 0- 1 | OVERALL | 2- 3 | 2- 2 | 12- 4 | | | | |
| 8- 5 | 0- 0 | 0- 0 | HOME | 1- 2 | 0- 1 | 7- 2 | | | | |
| 6- 5 | 0- 0 | 0- 1 | AWAY | 1- 1 | 2- 1 | 3- 2 | | | | |
| 2- 0 | 0- 0 | 0- 0 | NEUTRAL | 0- 0 | 0- 0 | 2- 0 | | | | |
| 9- 4 | 0- 0 | 0- 1 | NON-CONFERENCE | 0- 1 | 1- 0 | 8- 2 | | | | |
| 5- 2 | 0- 0 | 0- 0 | HOME | 0- 1 | 0- 0 | 5- 1 | | | | |
| 2- 2 | 0- 0 | 0- 1 | AWAY | 0- 0 | 1- 0 | 1- 1 | | | | |
| 2- 0 | 0- 0 | 0- 0 | NEUTRAL | 0- 0 | 0- 0 | 2- 0 | | | | |
| 7- 6 | 0- 0 | 0- 0 | CONFERENCE | 2- 2 | 1- 2 | 4- 2 | | | | |
| 3- 3 | 0- 0 | 0- 0 | HOME | 1- 1 | 0- 1 | 2- 1 | | | | |
| 4- 3 | 0- 0 | 0- 0 | AWAY | 1- 1 | 1- 1 | 2- 1 | | | | |
| 0- 0 | 0- 0 | 0- 0 | NEUTRAL | 0- 0 | 0- 0 | 0- 0 | | | | |

| RPI | S | Opponent | Score | RPI | S | Opponent | Score | RPI | S | Opponent | Score | RPI | S | Opponent | Score | Team's RPI: 133 |
|---------------------------|---|----------------|-------|-----|---|----------------|-------|-----|---|------------------|-------|-----|---|-----------------|-------|-----------------|
| 32 | A | Vanderbilt | 54 69 | 56 | A | SMU | 92 94 | 110 | A | Memphis | 57 64 | 110 | A | Memphis | 55 63 | |
| | | | | 56 | H | Chattanooga | 57 66 | 146 | A | UCF | 64 46 | 147 | A | High Point | 58 53 | |
| | | | | 78 | H | East Carolina | 62 58 | 154 | A | Rice | 53 61 | 155 | H | UT Martin | 56 51 | |
| | | | | 84 | A | UTEP | 61 57 | 163 | H | Houston | 54 46 | 203 | A | Southern Miss. | 55 50 | |
| | | | | 91 | H | Tulane | 52 57 | 203 | H | Southern Miss. | 51 54 | 213 | N | Tennessee St. | 68 60 | |
| | | | | | | | | 227 | H | Mississippi Val. | 70 47 | 232 | A | Marshall | 61 45 | |
| | | | | | | | | 232 | H | Marshall | 61 43 | 271 | A | George Mason | 55 58 | |
| | | | | | | | | 299 | A | Alabama A&M | 72 53 | 303 | H | Morehead St. | 50 57 | |
| | | | | | | | | 305 | H | Austin Peay | 72 54 | 317 | H | UNC Greensboro | 80 62 | |
| | | | | | | | | 325 | N | Alabama St. | 74 41 | 336 | H | Ark.-Pine Bluff | 71 25 | |
| LAST 12 Division I GAMES: | | | | | | | | | | | | | | | | |
| 203 | A | Southern Miss. | 55 50 | 154 | A | Rice | 53 61 | | | | | | | | | |
| 91 | H | Tulane | 52 57 | 203 | H | Southern Miss. | 51 54 | | | | | | | | | |
| 232 | H | Marshall | 61 43 | 232 | A | Marshall | 61 45 | | | | | | | | | |
| 110 | A | Memphis | 57 64 | 110 | H | Memphis | 55 63 | | | | | | | | | |
| 78 | H | East Carolina | 62 58 | 84 | A | UTEP | 61 57 | | | | | | | | | |
| 56 | A | SMU | 92 94 | 163 | H | Houston | 54 46 | | | | | | | | | |

Non-Div I Games:

UAB

■ Loss,
 ■ Non-Conf,
 ■ S Site,
 ■ H Home
 ■ A Away
 N Neutral

| | | | | | | | | | | |
|-------------------|----------|-----------|----------------|------------|-------------|---------------|------|------|-------|-----------|
| Average RPI Win: | 174 | WON-LOST | WINNING | LAST 12 | STRENGTH OF | OPP. STRENGTH | TEAM | ADJ. | CONF. | ADJ CONF. |
| Average RPI Loss: | 140 | RECORD | PCT. RANK | GAMES | SCHEDULE | OF SCHEDULE | RPI | RPI | RPI | RPI |
| DIV. I ONLY | 20- 7 | 46 | 9- 3 | 143 | 125 | 68 | 68 | 13 | 13 | |
| DIV. I NON-CONF. | 8- 1 | 21 | 1- 0 | 117 | 51 | 34 | 34 | 13 | 13 | |
| TOTALS | RPI 1-25 | RPI 26-50 | W-L RECORDS | RPI 51-100 | RPI 101-150 | RPI 150+ | | | | |
| 20- 7 | 0- 0 | 0- 0 | OVERALL | 2- 3 | 6- 1 | 12- 3 | | | | |
| 10- 4 | 0- 0 | 0- 0 | HOME | 1- 1 | 2- 1 | 7- 2 | | | | |
| 10- 3 | 0- 0 | 0- 0 | AWAY | 1- 2 | 4- 0 | 5- 1 | | | | |
| 0- 0 | 0- 0 | 0- 0 | NEUTRAL | 0- 0 | 0- 0 | 0- 0 | | | | |
| 8- 1 | 0- 0 | 0- 0 | NON-CONFERENCE | 1- 0 | 4- 0 | 3- 1 | | | | |
| 5- 1 | 0- 0 | 0- 0 | HOME | 0- 0 | 2- 0 | 3- 1 | | | | |
| 3- 0 | 0- 0 | 0- 0 | AWAY | 1- 0 | 2- 0 | 0- 0 | | | | |
| 0- 0 | 0- 0 | 0- 0 | NEUTRAL | 0- 0 | 0- 0 | 0- 0 | | | | |
| 12- 6 | 0- 0 | 0- 0 | CONFERENCE | 1- 3 | 2- 1 | 9- 2 | | | | |
| 5- 3 | 0- 0 | 0- 0 | HOME | 1- 1 | 0- 1 | 4- 1 | | | | |
| 7- 3 | 0- 0 | 0- 0 | AWAY | 0- 2 | 2- 0 | 5- 1 | | | | |
| 0- 0 | 0- 0 | 0- 0 | NEUTRAL | 0- 0 | 0- 0 | 0- 0 | | | | |

| RPI S | Opponent | Score | RPI S | Opponent | Score | RPI S | Opponent | Score | RPI S | Opponent | Score |
|---------------------------|-----------------|-------|-------|------------------|-------|-------|----------|-------|-------|------------------|-------|
| 52 | A Middle Tenn. | 56 65 | 52 | H Middle Tenn. | 51 43 | 56 | A SMU | 47 43 | 104 | A FIU | 51 47 |
| 89 | A Western Ky. | 61 70 | 89 | H Western Ky. | 69 78 | | | | 104 | H FIU | 53 55 |
| | | | | | | | | | 110 | A Memphis | 56 44 |
| | | | | | | | | | 122 | H Oral Roberts | 79 47 |
| | | | | | | | | | 144 | A Arkansas St. | 54 50 |
| | | | | | | | | | 148 | A Tulsa | 73 64 |
| | | | | | | | | | 148 | H Tulsa | 78 51 |
| | | | | | | | | | 151 | H Missouri St. | 68 78 |
| | | | | | | | | | 154 | H Rice | 76 48 |
| | | | | | | | | | 180 | H Louisiana Tech | 74 52 |
| | | | | | | | | | 181 | A South Ala. | 49 40 |
| | | | | | | | | | 181 | H South Ala. | 65 34 |
| | | | | | | | | | 198 | A Fla. Atlantic | 60 43 |
| | | | | | | | | | 198 | H Fla. Atlantic | 77 45 |
| | | | | | | | | | 203 | H Southern Miss. | 64 45 |
| | | | | | | | | | 214 | A North Texas | 52 48 |
| | | | | | | | | | 214 | H North Texas | 65 68 |
| | | | | | | | | | 239 | A La.-Monroe | 69 62 |
| | | | | | | | | | 239 | H La.-Monroe | 71 54 |
| | | | | | | | | | 283 | A La.-Lafayette | 54 56 |
| | | | | | | | | | 306 | A Troy | 71 50 |
| | | | | | | | | | 306 | H Troy | 75 52 |
| LAST 12 Division I GAMES: | | | | | | | | | | | |
| 198 | A Fla. Atlantic | 60 43 | 180 | H Louisiana Tech | 74 52 | | | | | | |
| 104 | A FIU | 51 47 | 214 | A North Texas | 52 48 | | | | | | |
| 52 | H Middle Tenn. | 51 43 | 198 | H Fla. Atlantic | 77 45 | | | | | | |
| 144 | A Arkansas St. | 54 50 | 89 | A Western Ky. | 61 70 | | | | | | |
| 239 | A La.-Monroe | 69 62 | 52 | A Middle Tenn. | 56 65 | | | | | | |
| 181 | H South Ala. | 65 34 | 104 | H FIU | 53 55 | | | | | | |

Non-Div I Games:

UALR

■ Loss,
 ■ Non-Conf,
 ■ S Site,
 ■ H Home
 ■ A Away
 N Neutral

| Average RPI Win: | 191 | WON-LOST | WINNING | LAST 12 | STRENGTH OF | OPP. STRENGTH | TEAM | ADJ. | CONF. | ADJ CONF. |
|-------------------|----------|-----------|----------------|------------|-------------|---------------|------|------|-------|-----------|
| Average RPI Loss: | 138 | RECORD | PCT. RANK | GAMES | SCHEDULE | OF SCHEDULE | RPI | RPI | RPI | RPI |
| DIV. I ONLY | 11- 15 | 205 | 6- 6 | 179 | 108 | 212 | 212 | 11 | 11 | |
| DIV. I NON-CONF. | 5- 6 | 190 | 0- 0 | 192 | 95 | 197 | 197 | 11 | 11 | |
| TOTALS | RPI 1-25 | RPI 26-50 | W-L RECORDS | RPI 51-100 | RPI 101-150 | RPI 150+ | | | | |
| 11- 15 | 0- 1 | 0- 2 | OVERALL | 1- 2 | 4- 4 | 6- 6 | | | | |
| 5- 8 | 0- 1 | 0- 1 | HOME | 1- 1 | 2- 1 | 2- 4 | | | | |
| 4- 7 | 0- 0 | 0- 0 | AWAY | 0- 0 | 1- 0 | 3- 1 | | | | |
| 2- 0 | 0- 0 | 0- 0 | NEUTRAL | 0- 0 | 1- 0 | 1- 0 | | | | |
| 5- 6 | 0- 1 | 0- 1 | NON-CONFERENCE | 0- 1 | 3- 1 | 2- 2 | | | | |
| 1- 4 | 0- 1 | 0- 1 | HOME | 0- 1 | 1- 0 | 0- 1 | | | | |
| 2- 2 | 0- 0 | 0- 0 | AWAY | 0- 0 | 1- 1 | 1- 1 | | | | |
| 2- 0 | 0- 0 | 0- 0 | NEUTRAL | 0- 0 | 1- 0 | 1- 0 | | | | |
| 6- 9 | 0- 0 | 0- 1 | CONFERENCE | 1- 1 | 1- 3 | 4- 4 | | | | |
| 4- 4 | 0- 0 | 0- 0 | HOME | 1- 0 | 1- 1 | 2- 3 | | | | |
| 2- 5 | 0- 0 | 0- 1 | AWAY | 0- 1 | 0- 2 | 2- 1 | | | | |
| 0- 0 | 0- 0 | 0- 0 | NEUTRAL | 0- 0 | 0- 0 | 0- 0 | | | | |

| RPI 1-25 | | | | RPI 26-50 | | | | RPI 51-100 | | | | RPI 101+ Team's RPI: 212 | | | |
|---------------------------|---|--------------------|-------|-----------|---|--------------------|-------|------------|---|------------|-------|--------------------------|---|---------------------|-------|
| RPI | S | Opponent | Score | RPI | S | Opponent | Score | RPI | S | Opponent | Score | RPI | S | Opponent | Score |
| 3 | H | Stanford | 38 87 | 36 | H | St. Mary's (CA) | 56 75 | 72 | H | Washington | 56 81 | 112 | N | Navy | 66 63 |
| | | | | 48 | A | Pacific | 64 78 | 83 | A | Cal Poly | 71 73 | 119 | A | Southern California | 78 69 |
| | | | | | | | | 83 | H | Cal Poly | 79 69 | 128 | A | Hawaii | 48 59 |
| | | | | | | | | | | | | 128 | H | Hawaii | 63 71 |
| | | | | | | | | | | | | 129 | A | Cal St. Northridge | 49 51 |
| | | | | | | | | | | | | 129 | H | Cal St. Northridge | 61 46 |
| | | | | | | | | | | | | 137 | H | Santa Clara | 70 59 |
| | | | | | | | | | | | | 149 | A | Sacramento St. | 65 66 |
| | | | | | | | | | | | | 158 | A | UC Santa Barbara | 43 58 |
| | | | | | | | | | | | | 158 | H | UC Santa Barbara | 52 60 |
| | | | | | | | | | | | | 177 | H | Long Beach St. | 68 62 |
| | | | | | | | | | | | | 189 | A | San Francisco | 65 72 |
| | | | | | | | | | | | | 215 | A | UC Riverside | 61 49 |
| | | | | | | | | | | | | 215 | H | UC Riverside | 70 56 |
| | | | | | | | | | | | | 243 | H | UC Irvine | 57 70 |
| | | | | | | | | | | | | 263 | H | Pepperdine | 68 83 |
| | | | | | | | | | | | | 277 | N | CSU Bakersfield | 71 59 |
| | | | | | | | | | | | | 289 | A | Cal St. Fullerton | 88 44 |
| | | | | | | | | | | | | 289 | H | Cal St. Fullerton | 42 60 |
| | | | | | | | | | | | | 344 | A | Houston Baptist | 77 64 |
| LAST 12 Division I GAMES: | | | | | | | | | | | | | | | |
| 289 | H | Cal St. Fullerton | 42 60 | 243 | H | UC Irvine | 57 70 | | | | | | | | |
| 215 | H | UC Riverside | 70 56 | 177 | H | Long Beach St. | 68 62 | | | | | | | | |
| 129 | A | Cal St. Northridge | 49 51 | 215 | A | UC Riverside | 61 49 | | | | | | | | |
| 128 | A | Hawaii | 48 59 | 289 | A | Cal St. Fullerton | 88 44 | | | | | | | | |
| 83 | H | Cal Poly | 79 69 | 128 | H | Hawaii | 63 71 | | | | | | | | |
| 158 | H | UC Santa Barbara | 52 60 | 129 | H | Cal St. Northridge | 61 46 | | | | | | | | |

Non-Div I Games:

UC Davis

■ Loss,
 ■ Non-Conf,
 ■ S Site,
 ■ H Home
 ■ A Away
 N Neutral

| | | | | | | | | | | |
|-------------------|----------|-----------|----------------|------------|-------------|---------------|------|------|-------|-----------|
| Average RPI Win: | 206 | WON-LOST | WINNING | LAST 12 | STRENGTH OF | OPP. STRENGTH | TEAM | ADJ. | CONF. | ADJ CONF. |
| Average RPI Loss: | 165 | RECORD | PCT. RANK | GAMES | SCHEDULE | OF SCHEDULE | RPI | RPI | RPI | RPI |
| DIV. I ONLY | 9- 17 | 258 | 5- 7 | 184 | 168 | 243 | 243 | 11 | 11 | |
| DIV. I NON-CONF. | 4- 8 | 242 | 0- 0 | 200 | 247 | 229 | 229 | 11 | 11 | |
| TOTALS | RPI 1-25 | RPI 26-50 | W-L RECORDS | RPI 51-100 | RPI 101-150 | RPI 150+ | | | | |
| 9- 17 | 0- 0 | 0- 2 | OVERALL | 0- 2 | 2- 4 | 7- 9 | | | | |
| 3- 8 | 0- 0 | 0- 0 | HOME | 0- 1 | 1- 1 | 2- 6 | | | | |
| 5- 9 | 0- 0 | 0- 2 | AWAY | 0- 1 | 1- 3 | 4- 3 | | | | |
| 1- 0 | 0- 0 | 0- 0 | NEUTRAL | 0- 0 | 0- 0 | 1- 0 | | | | |
| 4- 8 | 0- 0 | 0- 1 | NON-CONFERENCE | 0- 1 | 1- 1 | 3- 5 | | | | |
| 0- 4 | 0- 0 | 0- 0 | HOME | 0- 0 | 0- 0 | 0- 4 | | | | |
| 3- 4 | 0- 0 | 0- 1 | AWAY | 0- 1 | 1- 1 | 2- 1 | | | | |
| 1- 0 | 0- 0 | 0- 0 | NEUTRAL | 0- 0 | 0- 0 | 1- 0 | | | | |
| 5- 9 | 0- 0 | 0- 1 | CONFERENCE | 0- 1 | 1- 3 | 4- 4 | | | | |
| 3- 4 | 0- 0 | 0- 0 | HOME | 0- 1 | 1- 1 | 2- 2 | | | | |
| 2- 5 | 0- 0 | 0- 1 | AWAY | 0- 0 | 0- 2 | 2- 2 | | | | |
| 0- 0 | 0- 0 | 0- 0 | NEUTRAL | 0- 0 | 0- 0 | 0- 0 | | | | |

| RPI 1-25 | | | RPI 26-50 | | | RPI 51-100 | | | RPI 101+ | | | Team's RPI: 243 | | | |
|---------------------------|---|----------|-----------|-----|---|--------------------|-------|-----|----------|--------------------|-------|-----------------|---|--------------------|-------|
| RPI | S | Opponent | Score | RPI | S | Opponent | Score | RPI | S | Opponent | Score | RPI | S | Opponent | Score |
| | | | | 38 | A | San Diego St. | 53 63 | 83 | H | Cal Poly | 46 64 | 128 | A | Hawaii | 46 56 |
| | | | | 48 | A | Pacific | 47 68 | 93 | A | Utah | 42 58 | 128 | H | Hawaii | 64 52 |
| | | | | | | | | | | | | 129 | A | Cal St. Northridge | 48 59 |
| | | | | | | | | | | | | 129 | H | Cal St. Northridge | 52 68 |
| | | | | | | | | | | | | 137 | A | Santa Clara | 54 77 |
| | | | | | | | | | | | | 145 | A | Seattle | 61 60 |
| | | | | | | | | | | | | 153 | A | Utah St. | 71 70 |
| | | | | | | | | | | | | 158 | H | UC Santa Barbara | 46 51 |
| | | | | | | | | | | | | 170 | H | Idaho | 55 73 |
| | | | | | | | | | | | | 177 | A | Long Beach St. | 61 71 |
| | | | | | | | | | | | | 177 | H | Long Beach St. | 65 57 |
| | | | | | | | | | | | | 212 | A | UC Davis | 70 57 |
| | | | | | | | | | | | | 215 | A | UC Riverside | 58 56 |
| | | | | | | | | | | | | 215 | H | UC Riverside | 67 68 |
| | | | | | | | | | | | | 216 | H | Denver | 52 62 |
| | | | | | | | | | | | | 252 | A | New Mexico St. | 44 50 |
| | | | | | | | | | | | | 257 | N | Drake | 69 64 |
| | | | | | | | | | | | | 269 | H | Nevada | 49 72 |
| | | | | | | | | | | | | 277 | A | CSU Bakersfield | 66 52 |
| | | | | | | | | | | | | 277 | H | CSU Bakersfield | 64 71 |
| | | | | | | | | | | | | 289 | A | Cal St. Fullerton | 51 65 |
| | | | | | | | | | | | | 289 | H | Cal St. Fullerton | 43 39 |
| LAST 12 Division I GAMES: | | | | | | | | | | | | | | | |
| | | | | 177 | H | Long Beach St. | 65 57 | 48 | A | Pacific | 47 68 | | | | |
| | | | | 289 | H | Cal St. Fullerton | 43 39 | 177 | A | Long Beach St. | 61 71 | | | | |
| | | | | 215 | A | UC Riverside | 58 56 | 215 | H | UC Riverside | 67 68 | | | | |
| | | | | 128 | H | Hawaii | 64 52 | 289 | A | Cal St. Fullerton | 51 65 | | | | |
| | | | | 129 | H | Cal St. Northridge | 52 68 | 129 | A | Cal St. Northridge | 48 59 | | | | |
| | | | | 212 | A | UC Davis | 70 57 | 128 | A | Hawaii | 46 56 | | | | |

Non-Div I Games:

UC Irvine

■ Loss,
 ■ Non-Conf,
 ■ S Site,
 ■ Home
 ■ A Away
 N Neutral

UC Riverside

Through Games Of Sunday, February 24, 2013

| | | | | | | | | | | |
|-------------------|---------------|------------|----------------|------------|-------------|---------------|------------|-----------|-----------|-----------|
| Average RPI Win: | 232 | WON-LOST | WINNING | LAST 12 | STRENGTH OF | OPP. STRENGTH | TEAM | ADJ. | CONF. | ADJ CONF. |
| Average RPI Loss: | 132 | RECORD | PCT. RANK | GAMES | SCHEDULE | OF SCHEDULE | RPI | RPI | RPI | RPI |
| DIV. I ONLY | 11- 14 | 199 | 4- 8 | 196 | 133 | 215 | 215 | 11 | 11 | |
| DIV. I NON-CONF. | 7- 4 | 103 | 0- 0 | 209 | 121 | 151 | 151 | 11 | 11 | |
| TOTALS | RPI 1-25 | RPI 26-50 | W-L RECORDS | RPI 51-100 | RPI 101-150 | RPI 150+ | | | | |
| 11- 14 | 0- 0 | 0- 5 | OVERALL | 0- 1 | 0- 2 | 11- 6 | | | | |
| 4- 10 | 0- 0 | 0- 3 | HOME | 0- 0 | 0- 2 | 4- 5 | | | | |
| 7- 4 | 0- 0 | 0- 2 | AWAY | 0- 1 | 0- 0 | 7- 1 | | | | |
| 0- 0 | 0- 0 | 0- 0 | NEUTRAL | 0- 0 | 0- 0 | 0- 0 | | | | |
| 7- 4 | 0- 0 | 0- 3 | NON-CONFERENCE | 0- 0 | 0- 0 | 7- 1 | | | | |
| 4- 3 | 0- 0 | 0- 2 | HOME | 0- 0 | 0- 0 | 4- 1 | | | | |
| 3- 1 | 0- 0 | 0- 1 | AWAY | 0- 0 | 0- 0 | 3- 0 | | | | |
| 0- 0 | 0- 0 | 0- 0 | NEUTRAL | 0- 0 | 0- 0 | 0- 0 | | | | |
| 4- 10 | 0- 0 | 0- 2 | CONFERENCE | 0- 1 | 0- 2 | 4- 5 | | | | |
| 0- 7 | 0- 0 | 0- 1 | HOME | 0- 0 | 0- 2 | 0- 4 | | | | |
| 4- 3 | 0- 0 | 0- 1 | AWAY | 0- 1 | 0- 0 | 4- 1 | | | | |
| 0- 0 | 0- 0 | 0- 0 | NEUTRAL | 0- 0 | 0- 0 | 0- 0 | | | | |

| RPI 1-25 | | | | RPI 26-50 | | | | RPI 51-100 | | | | RPI 101+ Team's RPI: 215 | | | |
|---------------------------|---|----------|-------|-----------|---|-------------------|-------|------------|---|-------------------|-------|--------------------------|---|--------------------|-------|
| RPI | S | Opponent | Score | RPI | S | Opponent | Score | RPI | S | Opponent | Score | RPI | S | Opponent | Score |
| | | | | 28 | H | Princeton | 68 72 | 83 | A | Cal Poly | 56 79 | 128 | H | Hawaii | 50 65 |
| | | | | 33 | A | Oklahoma | 46 70 | | | | | 129 | H | Cal St. Northridge | 49 65 |
| | | | | 45 | H | Gonzaga | 53 60 | | | | | 153 | H | Utah St. | 94 90 |
| | | | | 48 | A | Pacific | 66 74 | | | | | 158 | A | UC Santa Barbara | 45 42 |
| | | | | 48 | H | Pacific | 56 85 | | | | | 167 | H | Washington St. | 71 65 |
| | | | | | | | | | | | | 170 | H | Idaho | 64 78 |
| | | | | | | | | | | | | 177 | A | Long Beach St. | 50 49 |
| | | | | | | | | | | | | 177 | H | Long Beach St. | 66 80 |
| | | | | | | | | | | | | 212 | A | UC Davis | 56 70 |
| | | | | | | | | | | | | 212 | H | UC Davis | 49 61 |
| | | | | | | | | | | | | 243 | A | UC Irvine | 68 67 |
| | | | | | | | | | | | | 243 | H | UC Irvine | 56 58 |
| | | | | | | | | | | | | 259 | H | UNLV | 82 66 |
| | | | | | | | | | | | | 263 | A | Pepperdine | 79 71 |
| | | | | | | | | | | | | 277 | A | CSU Bakersfield | 75 63 |
| | | | | | | | | | | | | 283 | A | La.-Lafayette | 55 37 |
| | | | | | | | | | | | | 287 | H | Northern Ariz. | 71 43 |
| | | | | | | | | | | | | 289 | A | Cal St. Fullerton | 64 45 |
| | | | | | | | | | | | | 289 | H | Cal St. Fullerton | 49 54 |
| LAST 12 Division I GAMES: | | | | | | | | | | | | | | | |
| | | | | 48 | A | Pacific | 66 74 | 158 | A | UC Santa Barbara | 45 42 | | | | |
| | | | | 212 | A | UC Davis | 56 70 | 212 | H | UC Davis | 49 61 | | | | |
| | | | | 177 | H | Long Beach St. | 66 80 | 48 | H | Pacific | 56 85 | | | | |
| | | | | 243 | H | UC Irvine | 56 58 | 243 | A | UC Irvine | 68 67 | | | | |
| | | | | 289 | A | Cal St. Fullerton | 64 45 | 177 | A | Long Beach St. | 50 49 | | | | |
| | | | | 83 | A | Cal Poly | 56 79 | 289 | H | Cal St. Fullerton | 49 54 | | | | |

Non-Div I Games:

UC Riverside

■ Loss,
 ■ Non-Conf,
 ■ S Site,
 ■ Home
 ■ A Away
 N Neutral

| Average RPI Win: | 175 | WON-LOST | WINNING | LAST 12 | STRENGTH OF | OPP. STRENGTH | TEAM | ADJ. | CONF. | ADJ CONF. |
|-------------------|----------|-----------|----------------|------------|-------------|---------------|------|------|-------|-----------|
| Average RPI Loss: | 116 | RECORD | PCT. RANK | GAMES | SCHEDULE | OF SCHEDULE | RPI | RPI | RPI | RPI |
| DIV. I ONLY | 12- 14 | 176 | 7- 5 | 113 | 87 | 158 | 158 | 11 | 11 | |
| DIV. I NON-CONF. | 4- 8 | 242 | 0- 0 | 152 | 19 | 207 | 207 | 11 | 11 | |
| TOTALS | RPI 1-25 | RPI 26-50 | W-L RECORDS | RPI 51-100 | RPI 101-150 | RPI 150+ | | | | |
| 12- 14 | 0- 1 | 1- 2 | OVERALL | 1- 4 | 3- 2 | 7- 5 | | | | |
| 4- 8 | 0- 1 | 0- 2 | HOME | 0- 2 | 1- 2 | 3- 1 | | | | |
| 7- 4 | 0- 0 | 1- 0 | AWAY | 1- 2 | 2- 0 | 3- 2 | | | | |
| 1- 2 | 0- 0 | 0- 0 | NEUTRAL | 0- 0 | 0- 0 | 1- 2 | | | | |
| 4- 8 | 0- 1 | 0- 1 | NON-CONFERENCE | 1- 2 | 0- 1 | 3- 3 | | | | |
| 1- 4 | 0- 1 | 0- 1 | HOME | 0- 1 | 0- 1 | 1- 0 | | | | |
| 2- 2 | 0- 0 | 0- 0 | AWAY | 1- 1 | 0- 0 | 1- 1 | | | | |
| 1- 2 | 0- 0 | 0- 0 | NEUTRAL | 0- 0 | 0- 0 | 1- 2 | | | | |
| 8- 6 | 0- 0 | 1- 1 | CONFERENCE | 0- 2 | 3- 1 | 4- 2 | | | | |
| 3- 4 | 0- 0 | 0- 1 | HOME | 0- 1 | 1- 1 | 2- 1 | | | | |
| 5- 2 | 0- 0 | 1- 0 | AWAY | 0- 1 | 2- 0 | 2- 1 | | | | |
| 0- 0 | 0- 0 | 0- 0 | NEUTRAL | 0- 0 | 0- 0 | 0- 0 | | | | |

| RPI 1-25 | | | | RPI 26-50 | | | | RPI 51-100 | | | | RPI 101+ Team's RPI: 158 | | | |
|---------------------------|---|--------------------|-------|-----------|---|--------------------|-------|------------|---|------------|-------|--------------------------|---|---------------------|-------|
| RPI | S | Opponent | Score | RPI | S | Opponent | Score | RPI | S | Opponent | Score | RPI | S | Opponent | Score |
| 9 | H | Kentucky | 38 66 | 36 | H | St. Mary's (CA) | 39 49 | 66 | A | BYU | 39 67 | 119 | H | Southern California | 51 62 |
| | | | | 48 | A | Pacific | 52 47 | 71 | H | Kansas St. | 45 60 | 128 | A | Hawaii | 51 50 |
| | | | | 48 | H | Pacific | 52 64 | 72 | A | Washington | 54 46 | 128 | H | Hawaii | 51 54 |
| | | | | | | | | 83 | A | Cal Poly | 47 66 | 129 | A | Cal St. Northridge | 56 37 |
| | | | | | | | | 83 | H | Cal Poly | 56 65 | 129 | H | Cal St. Northridge | 66 55 |
| | | | | | | | | | | | | 151 | N | Missouri St. | 61 68 |
| | | | | | | | | | | | | 177 | A | Long Beach St. | 45 52 |
| | | | | | | | | | | | | 185 | N | Oregon St. | 46 49 |
| | | | | | | | | | | | | 191 | N | Mississippi St. | 60 43 |
| | | | | | | | | | | | | 197 | A | Loyola Marymount | 76 69 |
| | | | | | | | | | | | | 212 | A | UC Davis | 60 52 |
| | | | | | | | | | | | | 212 | H | UC Davis | 58 43 |
| | | | | | | | | | | | | 215 | H | UC Riverside | 42 45 |
| | | | | | | | | | | | | 243 | A | UC Irvine | 51 46 |
| | | | | | | | | | | | | 252 | H | New Mexico St. | 43 41 |
| | | | | | | | | | | | | 259 | A | UNLV | 52 58 |
| | | | | | | | | | | | | 289 | H | Cal St. Fullerton | 60 50 |
| LAST 12 Division I GAMES: | | | | | | | | | | | | | | | |
| 129 | H | Cal St. Northridge | 66 55 | 215 | H | UC Riverside | 42 45 | | | | | | | | |
| 128 | H | Hawaii | 51 54 | 128 | A | Hawaii | 51 50 | | | | | | | | |
| 83 | H | Cal Poly | 56 65 | 129 | A | Cal St. Northridge | 56 37 | | | | | | | | |
| 48 | A | Pacific | 52 47 | 83 | A | Cal Poly | 47 66 | | | | | | | | |
| 212 | A | UC Davis | 60 52 | 212 | H | UC Davis | 58 43 | | | | | | | | |
| 289 | H | Cal St. Fullerton | 60 50 | 48 | H | Pacific | 52 64 | | | | | | | | |

Non-Div I Games:

UC Santa Barbara

■ Loss,
 ■ Non-Conf,
 ■ S Site,
 ■ H Home
 ■ A Away
 N Neutral

| | | | | | | | | | | |
|-------------------|----------|-----------|----------------|------------|-------------|---------------|------|------|-------|-----------|
| Average RPI Win: | 168 | WON-LOST | WINNING | LAST 12 | STRENGTH OF | OPP. STRENGTH | TEAM | ADJ. | CONF. | ADJ CONF. |
| Average RPI Loss: | 117 | RECORD | PCT. RANK | GAMES | SCHEDULE | OF SCHEDULE | RPI | RPI | RPI | RPI |
| DIV. I ONLY | 11- 16 | 217 | 5- 7 | 45 | 121 | 146 | 146 | 8 | 8 | |
| DIV. I NON-CONF. | 6- 8 | 206 | 0- 0 | 55 | 149 | 144 | 144 | 10 | 10 | |
| TOTALS | RPI 1-25 | RPI 26-50 | W-L RECORDS | RPI 51-100 | RPI 101-150 | RPI 150+ | | | | |
| 11- 16 | 0- 1 | 0- 1 | OVERALL | 3- 5 | 2- 4 | 6- 5 | | | | |
| 6- 7 | 0- 0 | 0- 0 | HOME | 1- 3 | 1- 2 | 4- 2 | | | | |
| 4- 6 | 0- 0 | 0- 0 | AWAY | 2- 2 | 1- 2 | 1- 2 | | | | |
| 1- 3 | 0- 1 | 0- 1 | NEUTRAL | 0- 0 | 0- 0 | 1- 1 | | | | |
| 6- 8 | 0- 1 | 0- 1 | NON-CONFERENCE | 2- 1 | 0- 2 | 4- 3 | | | | |
| 3- 3 | 0- 0 | 0- 0 | HOME | 0- 1 | 0- 1 | 3- 1 | | | | |
| 2- 2 | 0- 0 | 0- 0 | AWAY | 2- 0 | 0- 1 | 0- 1 | | | | |
| 1- 3 | 0- 1 | 0- 1 | NEUTRAL | 0- 0 | 0- 0 | 1- 1 | | | | |
| 5- 8 | 0- 0 | 0- 0 | CONFERENCE | 1- 4 | 2- 2 | 2- 2 | | | | |
| 3- 4 | 0- 0 | 0- 0 | HOME | 1- 2 | 1- 1 | 1- 1 | | | | |
| 2- 4 | 0- 0 | 0- 0 | AWAY | 0- 2 | 1- 1 | 1- 1 | | | | |
| 0- 0 | 0- 0 | 0- 0 | NEUTRAL | 0- 0 | 0- 0 | 0- 0 | | | | |

| RPI S | Opponent | Score | RPI S | Opponent | Score | RPI S | Opponent | Score | RPI S | Opponent | Score | Team's RPI: 146 |
|---------------------------|----------------|-------|-------|-----------------|-------|-------|---------------|-------|-------|-----------------|-------|-----------------|
| 21 N | Louisville | 73 94 | 40 N | St. John's (NY) | 54 72 | 51 A | FGCU | 60 53 | 104 A | FIU | 49 66 | |
| | | | | | | 53 H | Charlotte | 59 62 | 110 A | Memphis | 70 65 | |
| | | | | | | 56 A | SMU | 54 69 | 110 H | Memphis | 83 62 | |
| | | | | | | 78 A | East Carolina | 48 59 | 133 H | UAB | 46 64 | |
| | | | | | | 78 H | East Carolina | 41 56 | 143 H | Presbyterian | 49 53 | |
| | | | | | | 84 H | UTEP | 76 69 | 148 A | Tulsa | 51 54 | |
| | | | | | | 91 H | Tulane | 55 57 | 151 N | Missouri St. | 75 83 | |
| | | | | | | 96 A | Bowling Green | 59 56 | 154 A | Rice | 49 66 | |
| | | | | | | | | | 171 A | TCU | 55 61 | |
| | | | | | | | | | 181 H | South Ala. | 55 54 | |
| | | | | | | | | | 191 N | Mississippi St. | 64 56 | |
| | | | | | | | | | 203 A | Southern Miss. | 75 62 | |
| | | | | | | | | | 203 H | Southern Miss. | 57 62 | |
| | | | | | | | | | 232 H | Marshall | 67 52 | |
| | | | | | | | | | 242 H | Georgia St. | 50 64 | |
| | | | | | | | | | 282 H | North Florida | 53 41 | |
| | | | | | | | | | 312 H | Bethune-Cookman | 64 43 | |
| LAST 12 Division I GAMES: | | | | | | | | | | | | |
| 78 H | East Carolina | 41 56 | 78 A | East Carolina | 48 59 | | | | | | | |
| 154 A | Rice | 49 66 | 91 H | Tulane | 55 57 | | | | | | | |
| 84 H | UTEP | 76 69 | 110 A | Memphis | 70 65 | | | | | | | |
| 203 A | Southern Miss. | 75 62 | 148 A | Tulsa | 51 54 | | | | | | | |
| 110 H | Memphis | 83 62 | 203 H | Southern Miss. | 57 62 | | | | | | | |
| 232 H | Marshall | 67 52 | 56 A | SMU | 54 69 | | | | | | | |

Non-Div I Games:

UCF

■ Loss,
 ■ Non-Conf,
 S Site,
 ■ Home
 ■ Away
 N Neutral

| | | | | | | | | | | |
|-------------------|----------|-----------|----------------|------------|-------------|---------------|------|------|-------|-----------|
| Average RPI Win: | 109 | WON-LOST | WINNING | LAST 12 | STRENGTH OF | OPP. STRENGTH | TEAM | ADJ. | CONF. | ADJ CONF. |
| Average RPI Loss: | 26 | RECORD | PCT. RANK | GAMES | SCHEDULE | OF SCHEDULE | RPI | RPI | RPI | RPI |
| DIV. I ONLY | 21- 6 | 31 | 8- 4 | 26 | 6 | 17 | 17 | 6 | 6 | |
| DIV. I NON-CONF. | 9- 2 | 34 | 0- 0 | 17 | 2 | 13 | 13 | 5 | 5 | |
| TOTALS | RPI 1-25 | RPI 26-50 | W-L RECORDS | RPI 51-100 | RPI 101-150 | RPI 150+ | | | | |
| 21- 6 | 1- 5 | 6- 0 | OVERALL | 3- 0 | 5- 1 | 6- 0 | | | | |
| 11- 4 | 1- 3 | 3- 0 | HOME | 2- 0 | 3- 1 | 2- 0 | | | | |
| 8- 2 | 0- 0 | 2- 0 | AWAY | 1- 0 | 1- 0 | 4- 0 | | | | |
| 2- 0 | 0- 0 | 1- 0 | NEUTRAL | 0- 0 | 1- 0 | 0- 0 | | | | |
| 9- 2 | 0- 1 | 6- 0 | NON-CONFERENCE | 0- 0 | 1- 1 | 2- 0 | | | | |
| 4- 2 | 0- 1 | 3- 0 | HOME | 0- 0 | 0- 1 | 1- 0 | | | | |
| 3- 0 | 0- 0 | 2- 0 | AWAY | 0- 0 | 0- 0 | 1- 0 | | | | |
| 2- 0 | 0- 0 | 1- 0 | NEUTRAL | 0- 0 | 1- 0 | 0- 0 | | | | |
| 12- 4 | 1- 4 | 0- 0 | CONFERENCE | 3- 0 | 4- 0 | 4- 0 | | | | |
| 7- 2 | 1- 2 | 0- 0 | HOME | 2- 0 | 3- 0 | 1- 0 | | | | |
| 5- 2 | 0- 2 | 0- 0 | AWAY | 1- 0 | 1- 0 | 3- 0 | | | | |
| 0- 0 | 0- 0 | 0- 0 | NEUTRAL | 0- 0 | 0- 0 | 0- 0 | | | | |

| RPI | S | Opponent | Score | RPI | S | Opponent | Score | RPI | S | Opponent | Score | RPI | S | Opponent | Score |
|---------------------------|---|---------------------|-------|-----|---|-----------------|-------|-----|---|------------|-------|-----|---|---------------------|-------|
| 3 | A | Stanford | 49 75 | 28 | H | Princeton | 65 52 | 72 | A | Washington | 65 61 | 108 | N | Texas | 62 42 |
| 3 | H | Stanford | 57 68 | 33 | A | Oklahoma | 86 80 | 72 | H | Washington | 85 68 | 109 | H | Arizona St. | 54 50 |
| 4 | H | Notre Dame | 64 76 | 36 | N | St. Mary's (CA) | 76 62 | 93 | H | Utah | 70 42 | 119 | A | Southern California | 68 54 |
| 8 | A | California | 65 70 | 38 | H | San Diego St. | 66 52 | | | | | 119 | H | Southern California | 63 58 |
| 8 | H | California | 51 79 | 40 | A | St. John's (NY) | 53 52 | | | | | 129 | H | Cal St. Northridge | 72 77 |
| 19 | H | Colorado | 62 46 | 46 | H | Saint Joseph's | 73 65 | | | | | 138 | H | Arizona | 73 57 |
| LAST 12 Division I GAMES: | | | | | | | | | | | | | | | |
| 119 | H | Southern California | 63 58 | 93 | H | Utah | 70 42 | | | | | 167 | A | Washington St. | 80 65 |
| 119 | A | Southern California | 68 54 | 19 | H | Colorado | 62 46 | | | | | 167 | H | Washington St. | 78 52 |
| 3 | H | Stanford | 57 68 | 109 | H | Arizona St. | 54 50 | | | | | 185 | A | Oregon St. | 68 64 |
| 8 | H | California | 51 79 | 138 | H | Arizona | 73 57 | | | | | 197 | H | Loyola Marymount | 86 66 |
| 167 | A | Washington St. | 80 65 | 8 | A | California | 65 70 | | | | | 245 | A | Oregon | 89 80 |
| 72 | A | Washington | 65 61 | 3 | A | Stanford | 49 75 | | | | | 263 | A | Pepperdine | 77 46 |

Non-Div I Games:

UCLA

■ Loss,
 ■ Non-Conf, S Site,
 ■ Home
 ■ Away
 N Neutral

| | | | | | | | | | | |
|-------------------|----------|-----------|----------------|------------|-------------|---------------|------|------|-------|-----------|
| Average RPI Win: | 271 | WON-LOST | WINNING | LAST 12 | STRENGTH OF | OPP. STRENGTH | TEAM | ADJ. | CONF. | ADJ CONF. |
| Average RPI Loss: | 171 | RECORD | PCT. RANK | GAMES | SCHEDULE | OF SCHEDULE | RPI | RPI | RPI | RPI |
| DIV. I ONLY | 9- 17 | 258 | 5- 7 | 225 | 282 | 275 | 275 | 22 | 22 | |
| DIV. I NON-CONF. | 3- 9 | 288 | 0- 0 | 266 | 265 | 312 | 312 | 24 | 24 | |
| TOTALS | RPI 1-25 | RPI 26-50 | W-L RECORDS | RPI 51-100 | RPI 101-150 | RPI 150+ | | | | |
| 9- 17 | 0- 0 | 0- 2 | OVERALL | 0- 6 | 0- 1 | 9- 8 | | | | |
| 6- 6 | 0- 0 | 0- 0 | HOME | 0- 3 | 0- 0 | 6- 3 | | | | |
| 2- 11 | 0- 0 | 0- 2 | AWAY | 0- 3 | 0- 1 | 2- 5 | | | | |
| 1- 0 | 0- 0 | 0- 0 | NEUTRAL | 0- 0 | 0- 0 | 1- 0 | | | | |
| 3- 9 | 0- 0 | 0- 2 | NON-CONFERENCE | 0- 1 | 0- 1 | 3- 5 | | | | |
| 2- 3 | 0- 0 | 0- 0 | HOME | 0- 1 | 0- 0 | 2- 2 | | | | |
| 0- 6 | 0- 0 | 0- 2 | AWAY | 0- 0 | 0- 1 | 0- 3 | | | | |
| 1- 0 | 0- 0 | 0- 0 | NEUTRAL | 0- 0 | 0- 0 | 1- 0 | | | | |
| 6- 8 | 0- 0 | 0- 0 | CONFERENCE | 0- 5 | 0- 0 | 6- 3 | | | | |
| 4- 3 | 0- 0 | 0- 0 | HOME | 0- 2 | 0- 0 | 4- 1 | | | | |
| 2- 5 | 0- 0 | 0- 0 | AWAY | 0- 3 | 0- 0 | 2- 2 | | | | |
| 0- 0 | 0- 0 | 0- 0 | NEUTRAL | 0- 0 | 0- 0 | 0- 0 | | | | |

| RPI | S | Opponent | Score | RPI | S | Opponent | Score | RPI | S | Opponent | Score | RPI | S | Opponent | Score | Team's RPI: 275 |
|---------------------------|---|----------------|-------|-----|---|---------------|-------|-----|---|-----------------|-------|-----|---|----------|-------|-----------------|
| 28 | A | Princeton | 46 93 | 59 | A | Boston U. | 51 72 | 123 | A | American | 57 85 | | | | | |
| 46 | A | Saint Joseph's | 38 79 | 59 | H | Boston U. | 49 63 | 190 | H | Monmouth | 71 68 | | | | | |
| | | | | 75 | A | Albany (NY) | 41 85 | 226 | A | Stony Brook | 52 51 | | | | | |
| | | | | 75 | H | Albany (NY) | 33 87 | 226 | H | Stony Brook | 70 59 | | | | | |
| | | | | 88 | H | Hampton | 36 81 | 229 | A | VCU | 41 70 | | | | | |
| | | | | 100 | A | Hartford | 44 51 | 237 | H | Loyola Maryland | 55 68 | | | | | |
| | | | | | | | | 253 | H | Coppin St. | 83 75 | | | | | |
| | | | | | | | | 268 | A | New Hampshire | 62 63 | | | | | |
| | | | | | | | | 268 | H | New Hampshire | 59 50 | | | | | |
| | | | | | | | | 279 | H | Towson | 44 62 | | | | | |
| | | | | | | | | 291 | A | Morgan St. | 61 72 | | | | | |
| | | | | | | | | 300 | A | Vermont | 60 63 | | | | | |
| | | | | | | | | 300 | H | Vermont | 71 55 | | | | | |
| | | | | | | | | 309 | H | Binghamton | 57 66 | | | | | |
| | | | | | | | | 321 | A | Maine | 86 79 | | | | | |
| | | | | | | | | 321 | H | Maine | 54 50 | | | | | |
| | | | | | | | | 333 | N | Wagner | 48 43 | | | | | |
| | | | | | | | | 334 | A | UMES | 45 51 | | | | | |
| LAST 12 Division I GAMES: | | | | | | | | | | | | | | | | |
| 59 | A | Boston U. | 51 72 | 309 | H | Binghamton | 57 66 | | | | | | | | | |
| 226 | A | Stony Brook | 52 51 | 59 | H | Boston U. | 49 63 | | | | | | | | | |
| 268 | H | New Hampshire | 59 50 | 226 | H | Stony Brook | 70 59 | | | | | | | | | |
| 300 | H | Vermont | 71 55 | 100 | A | Hartford | 44 51 | | | | | | | | | |
| 75 | A | Albany (NY) | 41 85 | 300 | A | Vermont | 60 63 | | | | | | | | | |
| 321 | A | Maine | 86 79 | 268 | A | New Hampshire | 62 63 | | | | | | | | | |

Non-Div I Games: Eastern 78 40

UMBC

■ Loss,
 ■ Non-Conf,
 ■ S Site,
 ■ Home
 ■ A Away
 N Neutral

| | | | | | | | | | | |
|-------------------|----------|-----------|----------------|------------|-------------|---------------|------|------|-------|-----------|
| Average RPI Win: | 300 | WON-LOST | WINNING | LAST 12 | STRENGTH OF | OPP. STRENGTH | TEAM | ADJ. | CONF. | ADJ CONF. |
| Average RPI Loss: | 217 | RECORD | PCT. RANK | GAMES | SCHEDULE | OF SCHEDULE | RPI | RPI | RPI | RPI |
| DIV. I ONLY | 6- 16 | 299 | 3- 9 | 332 | 332 | 334 | 334 | 30 | 30 | |
| DIV. I NON-CONF. | 3- 7 | 266 | 0- 1 | 244 | 305 | 297 | 297 | 30 | 30 | |
| TOTALS | RPI 1-25 | RPI 26-50 | W-L RECORDS | RPI 51-100 | RPI 101-150 | RPI 150+ | | | | |
| 6- 16 | 0- 0 | 0- 0 | OVERALL | 0- 2 | 0- 4 | 6- 10 | | | | |
| 5- 6 | 0- 0 | 0- 0 | HOME | 0- 1 | 0- 3 | 5- 2 | | | | |
| 1- 7 | 0- 0 | 0- 0 | AWAY | 0- 0 | 0- 1 | 1- 6 | | | | |
| 0- 3 | 0- 0 | 0- 0 | NEUTRAL | 0- 1 | 0- 0 | 0- 2 | | | | |
| 3- 7 | 0- 0 | 0- 0 | NON-CONFERENCE | 0- 1 | 0- 2 | 3- 4 | | | | |
| 2- 2 | 0- 0 | 0- 0 | HOME | 0- 0 | 0- 2 | 2- 0 | | | | |
| 1- 2 | 0- 0 | 0- 0 | AWAY | 0- 0 | 0- 0 | 1- 2 | | | | |
| 0- 3 | 0- 0 | 0- 0 | NEUTRAL | 0- 1 | 0- 0 | 0- 2 | | | | |
| 3- 9 | 0- 0 | 0- 0 | CONFERENCE | 0- 1 | 0- 2 | 3- 6 | | | | |
| 3- 4 | 0- 0 | 0- 0 | HOME | 0- 1 | 0- 1 | 3- 2 | | | | |
| 0- 5 | 0- 0 | 0- 0 | AWAY | 0- 0 | 0- 1 | 0- 4 | | | | |
| 0- 0 | 0- 0 | 0- 0 | NEUTRAL | 0- 0 | 0- 0 | 0- 0 | | | | |

| RPI 1-25 | | | RPI 26-50 | | | RPI 51-100 | | | RPI 101+ Team's RPI: 334 | | |
|---------------------------|---|----------|-----------|-----|---|--------------------|-------|-----------------------|--------------------------|----------|-------|
| RPI | S | Opponent | Score | RPI | S | Opponent | Score | RPI | S | Opponent | Score |
| | | | | | | 88 H Hampton | 47 78 | 117 H Old Dominion | | 46 62 | |
| | | | | | | 100 N Hartford | 38 53 | 123 H American | | 53 61 | |
| | | | | | | | | 140 H N.C. A&T | | 55 67 | |
| | | | | | | | | 150 A Howard | | 30 59 | |
| | | | | | | | | 173 N Campbell | | 72 77 | |
| | | | | | | | | 233 A Mt. St. Mary's | | 58 62 | |
| | | | | | | | | 253 H Coppin St. | | 50 55 | |
| | | | | | | | | 271 A George Mason | | 38 64 | |
| | | | | | | | | 275 H UMBC | | 51 45 | |
| | | | | | | | | 279 H Towson | | 60 48 | |
| | | | | | | | | 282 A North Florida | | 54 52 | |
| | | | | | | | | 288 A Florida A&M | | 54 67 | |
| | | | | | | | | 291 H Morgan St. | | 54 50 | |
| | | | | | | | | 293 A Delaware St. | | 52 67 | |
| | | | | | | | | 293 H Delaware St. | | 63 72 | |
| | | | | | | | | 298 N Brown | | 46 57 | |
| | | | | | | | | 312 A Bethune-Cookman | | 54 55 | |
| | | | | | | | | 332 A Norfolk St. | | 51 54 | |
| | | | | | | | | 332 H Norfolk St. | | 86 80 | |
| | | | | | | | | 338 H N.C. Central | | 72 53 | |
| LAST 12 Division I GAMES: | | | | | | | | | | | |
| | | | | | | 88 H Hampton | 47 78 | 140 H N.C. A&T | | 55 67 | |
| | | | | | | 253 H Coppin St. | 50 55 | 312 A Bethune-Cookman | | 54 55 | |
| | | | | | | 291 H Morgan St. | 54 50 | 288 A Florida A&M | | 54 67 | |
| | | | | | | 332 A Norfolk St. | 51 54 | 293 H Delaware St. | | 63 72 | |
| | | | | | | 150 A Howard | 30 59 | 332 H Norfolk St. | | 86 80 | |
| | | | | | | 338 H N.C. Central | 72 53 | 298 N Brown | | 46 57 | |

Non-Div I Games: Elizabeth City St. 66 62

UMES

■ Loss,
 ■ Non-Conf,
 ■ S Site,
 ■ H Home
 ■ A Away
 N Neutral

| | | | | | | | | | |
|------------------------------|----------|-----------|----------------|-------------|---------------|----------|------|-------|-----------|
| Average RPI Win: 268 | WON-LOST | WINNING | LAST 12 | STRENGTH OF | OPP. STRENGTH | TEAM | ADJ. | CONF. | ADJ CONF. |
| Average RPI Loss: 181 | RECORD | PCT. RANK | GAMES | SCHEDULE | OF SCHEDULE | RPI | RPI | RPI | RPI |
| DIV. I ONLY | 9- 18 | 269 | 5- 7 | 269 | 240 | 286 | 286 | 23 | 23 |
| DIV. I NON-CONF. | 4- 9 | 263 | 0- 0 | 258 | 270 | 283 | 283 | 21 | 21 |
| TOTALS | RPI 1-25 | RPI 26-50 | W-L RECORDS | RPI 51-100 | RPI 101-150 | RPI 150+ | | | |
| 9- 18 | 0- 1 | 0- 0 | OVERALL | 0- 4 | 0- 2 | 9- 11 | | | |
| 5- 7 | 0- 1 | 0- 0 | HOME | 0- 1 | 0- 1 | 5- 4 | | | |
| 4- 9 | 0- 0 | 0- 0 | AWAY | 0- 2 | 0- 1 | 4- 6 | | | |
| 0- 2 | 0- 0 | 0- 0 | NEUTRAL | 0- 1 | 0- 0 | 0- 1 | | | |
| 4- 9 | 0- 1 | 0- 0 | NON-CONFERENCE | 0- 2 | 0- 0 | 4- 6 | | | |
| 2- 3 | 0- 1 | 0- 0 | HOME | 0- 0 | 0- 0 | 2- 2 | | | |
| 2- 4 | 0- 0 | 0- 0 | AWAY | 0- 1 | 0- 0 | 2- 3 | | | |
| 0- 2 | 0- 0 | 0- 0 | NEUTRAL | 0- 1 | 0- 0 | 0- 1 | | | |
| 5- 9 | 0- 0 | 0- 0 | CONFERENCE | 0- 2 | 0- 2 | 5- 5 | | | |
| 3- 4 | 0- 0 | 0- 0 | HOME | 0- 1 | 0- 1 | 3- 2 | | | |
| 2- 5 | 0- 0 | 0- 0 | AWAY | 0- 1 | 0- 1 | 2- 3 | | | |
| 0- 0 | 0- 0 | 0- 0 | NEUTRAL | 0- 0 | 0- 0 | 0- 0 | | | |

| RPI 1-25 | | | | RPI 26-50 | | | | RPI 51-100 | | | | RPI 101+ Team's RPI: 286 | | | |
|---------------------------|---|------------------|--------------|-----------|---|------------------|--------------|------------|---|------------------|--------------|--------------------------|---|-------------------|--------------|
| RPI | S | Opponent | Score | RPI | S | Opponent | Score | RPI | S | Opponent | Score | RPI | S | Opponent | Score |
| 19 | H | Colorado | 55 78 | | | | | 65 | A | South Dakota St. | 47 82 | 127 | A | IUPUI | 46 47 |
| | | | | | | | | 65 | H | South Dakota St. | 61 62 | 127 | H | IUPUI | 33 47 |
| | | | | | | | | 81 | A | Minnesota | 49 87 | 157 | A | Texas Southern | 53 64 |
| | | | | | | | | 92 | N | Drexel | 40 76 | 205 | H | Saint Louis | 56 53 |
| | | | | | | | | | | | | 225 | A | South Dakota | 45 67 |
| | | | | | | | | | | | | 225 | H | South Dakota | 60 56 |
| | | | | | | | | | | | | 229 | A | VCU | 55 79 |
| | | | | | | | | | | | | 234 | H | Neb. Omaha | 44 61 |
| | | | | | | | | | | | | 246 | A | Western Ill. | 51 50 |
| | | | | | | | | | | | | 246 | H | Western Ill. | 38 63 |
| | | | | | | | | | | | | 247 | H | Eastern Mich. | 69 74 |
| | | | | | | | | | | | | 249 | A | IPFW | 42 49 |
| | | | | | | | | | | | | 249 | H | IPFW | 77 59 |
| | | | | | | | | | | | | 252 | A | New Mexico St. | 50 75 |
| | | | | | | | | | | | | 266 | A | North Dakota St. | 48 59 |
| | | | | | | | | | | | | 266 | H | North Dakota St. | 62 60 |
| | | | | | | | | | | | | 276 | N | Boise St. | 64 71 |
| | | | | | | | | | | | | 281 | H | Southeast Mo. St. | 69 64 |
| | | | | | | | | | | | | 294 | A | Oakland | 59 53 |
| | | | | | | | | | | | | 294 | H | Oakland | 46 55 |
| | | | | | | | | | | | | 324 | A | LIU Brooklyn | 70 66 |
| | | | | | | | | | | | | 326 | A | Air Force | 66 58 |
| LAST 12 Division I GAMES: | | | | | | | | | | | | | | | |
| 127 | H | IUPUI | 33 47 | 266 | H | North Dakota St. | 62 60 | | | | | | | | |
| 246 | H | Western Ill. | 38 63 | 246 | A | Western Ill. | 51 50 | | | | | | | | |
| 294 | A | Oakland | 59 53 | 127 | A | IUPUI | 46 47 | | | | | | | | |
| 249 | A | IPFW | 42 49 | 249 | H | IPFW | 77 59 | | | | | | | | |
| 225 | A | South Dakota | 45 67 | 294 | H | Oakland | 46 55 | | | | | | | | |
| 65 | H | South Dakota St. | 61 62 | 225 | H | South Dakota | 60 56 | | | | | | | | |

Non-Div I Games: Mo. Western St. 51 **68**

UMKC

■ Loss,
 ■ Non-Conf,
 ■ S Site,
 ■ Home
 ■ A Away
 N Neutral

UNC Asheville

Through Games Of Sunday, February 24, 2013

| | | | | | | | | | | |
|-------------------|----------|-----------|----------------|------------|-------------|---------------|------|------|-------|-----------|
| Average RPI Win: | 0 | WON-LOST | WINNING | LAST 12 | STRENGTH OF | OPP. STRENGTH | TEAM | ADJ. | CONF. | ADJ CONF. |
| Average RPI Loss: | 207 | RECORD | PCT. RANK | GAMES | SCHEDULE | OF SCHEDULE | RPI | RPI | RPI | RPI |
| DIV. I ONLY | 0- 26 | 344 | 0- 12 | 198 | 336 | 341 | 341 | 27 | 27 | |
| DIV. I NON-CONF. | 0- 9 | 337 | 0- 0 | 190 | 341 | 339 | 339 | 28 | 28 | |
| TOTALS | RPI 1-25 | RPI 26-50 | W-L RECORDS | RPI 51-100 | RPI 101-150 | RPI 150+ | | | | |
| 0- 26 | 0- 1 | 0- 0 | OVERALL | 0- 3 | 0- 6 | 0- 16 | | | | |
| 0- 13 | 0- 0 | 0- 0 | HOME | 0- 2 | 0- 3 | 0- 8 | | | | |
| 0- 12 | 0- 1 | 0- 0 | AWAY | 0- 1 | 0- 3 | 0- 6 | | | | |
| 0- 1 | 0- 0 | 0- 0 | NEUTRAL | 0- 0 | 0- 0 | 0- 1 | | | | |
| 0- 9 | 0- 1 | 0- 0 | NON-CONFERENCE | 0- 1 | 0- 1 | 0- 6 | | | | |
| 0- 4 | 0- 0 | 0- 0 | HOME | 0- 1 | 0- 0 | 0- 3 | | | | |
| 0- 4 | 0- 1 | 0- 0 | AWAY | 0- 0 | 0- 1 | 0- 2 | | | | |
| 0- 1 | 0- 0 | 0- 0 | NEUTRAL | 0- 0 | 0- 0 | 0- 1 | | | | |
| 0- 17 | 0- 0 | 0- 0 | CONFERENCE | 0- 2 | 0- 5 | 0- 10 | | | | |
| 0- 9 | 0- 0 | 0- 0 | HOME | 0- 1 | 0- 3 | 0- 5 | | | | |
| 0- 8 | 0- 0 | 0- 0 | AWAY | 0- 1 | 0- 2 | 0- 5 | | | | |
| 0- 0 | 0- 0 | 0- 0 | NEUTRAL | 0- 0 | 0- 0 | 0- 0 | | | | |

| RPI 1-25 | | | | RPI 26-50 | | | | RPI 51-100 | | | | RPI 101+ | | | | Team's RPI: 341 |
|---------------------------|---|----------------|--------|-----------|---|----------------|-------|------------|---|------------|-------|----------|---|-----------------|-------|-----------------|
| RPI | S | Opponent | Score | RPI | S | Opponent | Score | RPI | S | Opponent | Score | RPI | S | Opponent | Score | |
| 18 | A | North Carolina | 42 101 | | | | | 58 | H | South Fla. | 29 77 | 111 | A | Stetson | 47 74 | |
| | | | | | | | | 67 | A | Liberty | 49 75 | 115 | H | Winthrop | 59 65 | |
| | | | | | | | | 67 | H | Liberty | 43 75 | 143 | A | Presbyterian | 40 71 | |
| | | | | | | | | | | | | 143 | H | Presbyterian | 49 56 | |
| | | | | | | | | | | | | 147 | A | High Point | 35 49 | |
| | | | | | | | | | | | | 147 | H | High Point | 57 58 | |
| | | | | | | | | | | | | 173 | A | Campbell | 39 64 | |
| | | | | | | | | | | | | 173 | H | Campbell | 56 73 | |
| | | | | | | | | | | | | 183 | A | Eastern Ky. | 47 67 | |
| | | | | | | | | | | | | 210 | A | Radford | 54 66 | |
| | | | | | | | | | | | | 238 | H | Longwood | 54 67 | |
| | | | | | | | | | | | | 262 | A | USC Upstate | 52 54 | |
| | | | | | | | | | | | | 285 | A | Coastal Caro. | 62 73 | |
| | | | | | | | | | | | | 285 | H | Coastal Caro. | 46 50 | |
| | | | | | | | | | | | | 312 | N | Bethune-Cookman | 57 74 | |
| | | | | | | | | | | | | 314 | A | Gardner-Webb | 47 73 | |
| | | | | | | | | | | | | 314 | H | Gardner-Webb | 45 58 | |
| | | | | | | | | | | | | 316 | H | Western Caro. | 45 58 | |
| | | | | | | | | | | | | 320 | H | Wofford | 54 58 | |
| | | | | | | | | | | | | 327 | A | Charleston So. | 59 73 | |
| | | | | | | | | | | | | 327 | H | Charleston So. | 48 54 | |
| | | | | | | | | | | | | 335 | H | Kennesaw St. | 62 71 | |
| LAST 12 Division I GAMES: | | | | | | | | | | | | | | | | |
| 238 | H | Longwood | 54 67 | 143 | A | Presbyterian | 40 71 | | | | | | | | | |
| 67 | H | Liberty | 43 75 | 314 | A | Gardner-Webb | 47 73 | | | | | | | | | |
| 173 | A | Campbell | 39 64 | 285 | A | Coastal Caro. | 62 73 | | | | | | | | | |
| 147 | A | High Point | 35 49 | 327 | A | Charleston So. | 59 73 | | | | | | | | | |
| 285 | H | Coastal Caro. | 46 50 | 314 | H | Gardner-Webb | 45 58 | | | | | | | | | |
| 327 | H | Charleston So. | 48 54 | 143 | H | Presbyterian | 49 56 | | | | | | | | | |

Non-Div I Games: Montreat 77 50 Columbia (SC) 70 48

UNC Asheville

Loss, Non-Conf, S Site, H Home A Away N Neutral

UNC Greensboro

Through Games Of Sunday, February 24, 2013

| Average RPI Win: | 293 | WON-LOST | WINNING | LAST 12 | STRENGTH OF | OPP. STRENGTH | TEAM | ADJ. | CONF. | ADJ CONF. |
|-------------------|----------|-----------|----------------|------------|-------------|---------------|------|------|-------|-----------|
| Average RPI Loss: | 167 | RECORD | PCT. RANK | GAMES | SCHEDULE | OF SCHEDULE | RPI | RPI | RPI | RPI |
| DIV. I ONLY | 6- 20 | 313 | 3- 9 | 243 | 285 | 317 | 317 | 21 | 21 | |
| DIV. I NON-CONF. | 3- 6 | 242 | 0- 0 | 279 | 287 | 322 | 322 | 25 | 25 | |
| TOTALS | RPI 1-25 | RPI 26-50 | W-L RECORDS | RPI 51-100 | RPI 101-150 | RPI 150+ | | | | |
| 6- 20 | 0- 1 | 0- 0 | OVERALL | 0- 6 | 0- 2 | 6- 11 | | | | |
| 4- 10 | 0- 1 | 0- 0 | HOME | 0- 3 | 0- 0 | 4- 6 | | | | |
| 2- 9 | 0- 0 | 0- 0 | AWAY | 0- 3 | 0- 2 | 2- 4 | | | | |
| 0- 1 | 0- 0 | 0- 0 | NEUTRAL | 0- 0 | 0- 0 | 0- 1 | | | | |
| 3- 6 | 0- 1 | 0- 0 | NON-CONFERENCE | 0- 2 | 0- 1 | 3- 2 | | | | |
| 3- 3 | 0- 1 | 0- 0 | HOME | 0- 1 | 0- 0 | 3- 1 | | | | |
| 0- 2 | 0- 0 | 0- 0 | AWAY | 0- 1 | 0- 1 | 0- 0 | | | | |
| 0- 1 | 0- 0 | 0- 0 | NEUTRAL | 0- 0 | 0- 0 | 0- 1 | | | | |
| 3- 14 | 0- 0 | 0- 0 | CONFERENCE | 0- 4 | 0- 1 | 3- 9 | | | | |
| 1- 7 | 0- 0 | 0- 0 | HOME | 0- 2 | 0- 0 | 1- 5 | | | | |
| 2- 7 | 0- 0 | 0- 0 | AWAY | 0- 2 | 0- 1 | 2- 4 | | | | |
| 0- 0 | 0- 0 | 0- 0 | NEUTRAL | 0- 0 | 0- 0 | 0- 0 | | | | |

| RPI S | Opponent | Score | RPI S | Opponent | Score | RPI S | Opponent | Score | RPI S | Opponent | Score | Team's RPI: 317 |
|---------------------------|----------------------|-------|-------|-------------------|-------|-------|---------------|--------|-------|----------------------|-------|-----------------|
| 23 | H Florida St. | 63 93 | | | | 56 | A Chattanooga | 68 74 | 103 | A Appalachian St. | 58 81 | |
| | | | | | | 56 | H Chattanooga | 46 76 | 133 | A UAB | 62 80 | |
| | | | | | | 67 | A Liberty | 56 76 | 174 | A Col. of Charleston | 43 63 | |
| | | | | | | 87 | A Davidson | 48 88 | 174 | H Col. of Charleston | 61 88 | |
| | | | | | | 87 | H Davidson | 56 59 | 178 | A Elon | 60 71 | |
| | | | | | | 98 | H Richmond | 69 104 | 178 | H Elon | 57 70 | |
| | | | | | | | | | 199 | A Furman | 48 67 | |
| | | | | | | | | | 199 | H Furman | 60 59 | |
| | | | | | | | | | 210 | H Radford | 64 76 | |
| | | | | | | | | | 255 | A Samford | 52 51 | |
| | | | | | | | | | 255 | H Samford | 46 60 | |
| | | | | | | | | | 308 | H Ga. Southern | 56 63 | |
| | | | | | | | | | 314 | H Gardner-Webb | 55 49 | |
| | | | | | | | | | 316 | A Western Caro. | 44 47 | |
| | | | | | | | | | 316 | H Western Caro. | 49 60 | |
| | | | | | | | | | 320 | A Wofford | 87 75 | |
| | | | | | | | | | 327 | N Charleston So. | 57 60 | |
| | | | | | | | | | 332 | H Norfolk St. | 71 63 | |
| | | | | | | | | | 338 | H N.C. Central | 49 39 | |
| LAST 12 Division I GAMES: | | | | | | | | | | | | |
| 87 | H Davidson | 56 59 | 316 | H Western Caro. | 49 60 | | | | | | | |
| 199 | H Furman | 60 59 | 320 | A Wofford | 87 75 | | | | | | | |
| 178 | H Elon | 57 70 | 308 | H Ga. Southern | 56 63 | | | | | | | |
| 56 | A Chattanooga | 68 74 | 87 | A Davidson | 48 88 | | | | | | | |
| 255 | A Samford | 52 51 | 103 | A Appalachian St. | 58 81 | | | | | | | |
| 174 | A Col. of Charleston | 43 63 | 178 | A Elon | 60 71 | | | | | | | |

Non-Div I Games:

UNC Greensboro

Loss, Non-Conf, S Site, H Home A Away N Neutral

UNC Wilmington

Through Games Of Sunday, February 24, 2013

| | | | | | | | | | | |
|-------------------|----------|-----------|----------------|------------|-------------|---------------|------|------|-------|-----------|
| Average RPI Win: | 288 | WON-LOST | WINNING | LAST 12 | STRENGTH OF | OPP. STRENGTH | TEAM | ADJ. | CONF. | ADJ CONF. |
| Average RPI Loss: | 132 | RECORD | PCT. RANK | GAMES | SCHEDULE | OF SCHEDULE | RPI | RPI | RPI | RPI |
| DIV. I ONLY | 3- 22 | 332 | 1- 11 | 91 | 148 | 297 | 297 | 14 | 14 | |
| DIV. I NON-CONF. | 1- 10 | 325 | 0- 0 | 99 | 160 | 296 | 296 | 15 | 15 | |
| TOTALS | RPI 1-25 | RPI 26-50 | W-L RECORDS | RPI 51-100 | RPI 101-150 | RPI 150+ | | | | |
| 3- 22 | 0- 1 | 0- 1 | OVERALL | 0- 8 | 0- 5 | 3- 7 | | | | |
| 2- 10 | 0- 0 | 0- 0 | HOME | 0- 4 | 0- 4 | 2- 2 | | | | |
| 1- 12 | 0- 1 | 0- 1 | AWAY | 0- 4 | 0- 1 | 1- 5 | | | | |
| 0- 0 | 0- 0 | 0- 0 | NEUTRAL | 0- 0 | 0- 0 | 0- 0 | | | | |
| 1- 10 | 0- 0 | 0- 1 | NON-CONFERENCE | 0- 4 | 0- 1 | 1- 4 | | | | |
| 1- 3 | 0- 0 | 0- 0 | HOME | 0- 2 | 0- 1 | 1- 0 | | | | |
| 0- 7 | 0- 0 | 0- 1 | AWAY | 0- 2 | 0- 0 | 0- 4 | | | | |
| 0- 0 | 0- 0 | 0- 0 | NEUTRAL | 0- 0 | 0- 0 | 0- 0 | | | | |
| 2- 12 | 0- 1 | 0- 0 | CONFERENCE | 0- 4 | 0- 4 | 2- 3 | | | | |
| 1- 7 | 0- 0 | 0- 0 | HOME | 0- 2 | 0- 3 | 1- 2 | | | | |
| 1- 5 | 0- 1 | 0- 0 | AWAY | 0- 2 | 0- 1 | 1- 1 | | | | |
| 0- 0 | 0- 0 | 0- 0 | NEUTRAL | 0- 0 | 0- 0 | 0- 0 | | | | |

| RPI 1-25 | | | | RPI 26-50 | | | | RPI 51-100 | | | | RPI 101+ Team's RPI: 297 | | | |
|---------------------------|---|---------------|-------|-----------|---|----------------|-------|------------|---|---------------|-------|--------------------------|---|----------------|-------|
| RPI | S | Opponent | Score | RPI | S | Opponent | Score | RPI | S | Opponent | Score | RPI | S | Opponent | Score |
| 20 | A | Delaware | 39 67 | 42 | A | West Virginia | 47 76 | 53 | H | Charlotte | 58 63 | 116 | H | Northeastern | 52 67 |
| | | | | | | | | 67 | A | Liberty | 34 84 | 117 | A | Old Dominion | 55 62 |
| | | | | | | | | 82 | A | James Madison | 43 74 | 117 | H | Old Dominion | 50 74 |
| | | | | | | | | 82 | H | James Madison | 39 60 | 140 | H | N.C. A&T | 47 56 |
| | | | | | | | | 91 | A | Tulane | 58 73 | 141 | H | Hofstra | 69 75 |
| | | | | | | | | 92 | A | Drexel | 47 59 | 168 | A | Wake Forest | 59 60 |
| | | | | | | | | 92 | H | Drexel | 51 64 | 176 | A | Northern Ky. | 55 71 |
| | | | | | | | | 98 | H | Richmond | 42 53 | 178 | A | Elon | 61 67 |
| | | | | | | | | | | | | 196 | A | Xavier | 52 62 |
| | | | | | | | | | | | | 242 | H | Georgia St. | 84 83 |
| | | | | | | | | | | | | 271 | H | George Mason | 52 62 |
| | | | | | | | | | | | | 279 | A | Towson | 53 55 |
| | | | | | | | | | | | | 284 | A | William & Mary | 61 52 |
| | | | | | | | | | | | | 284 | H | William & Mary | 61 63 |
| | | | | | | | | | | | | 338 | H | N.C. Central | 59 45 |
| LAST 12 Division I GAMES: | | | | | | | | | | | | | | | |
| 116 | H | Northeastern | 52 67 | 117 | A | Old Dominion | 55 62 | | | | | | | | |
| 92 | A | Drexel | 47 59 | 284 | H | William & Mary | 61 63 | | | | | | | | |
| 242 | H | Georgia St. | 84 83 | 279 | A | Towson | 53 55 | | | | | | | | |
| 271 | H | George Mason | 52 62 | 20 | A | Delaware | 39 67 | | | | | | | | |
| 82 | A | James Madison | 43 74 | 117 | H | Old Dominion | 50 74 | | | | | | | | |
| 141 | H | Hofstra | 69 75 | 92 | H | Drexel | 51 64 | | | | | | | | |

Non-Div I Games:

UNC Wilmington

■ Loss,
 ■ Non-Conf, S Site,
 ■ Home
 ■ Away
 N Neutral

| | | | | | | | | | | |
|-------------------|----------|-----------|----------------|------------|-------------|---------------|------|------|-------|-----------|
| Average RPI Win: | 202 | WON-LOST | WINNING | LAST 12 | STRENGTH OF | OPP. STRENGTH | TEAM | ADJ. | CONF. | ADJ CONF. |
| Average RPI Loss: | 86 | RECORD | PCT. RANK | GAMES | SCHEDULE | OF SCHEDULE | RPI | RPI | RPI | RPI |
| DIV. I ONLY | 12- 14 | 176 | 6- 6 | 93 | 88 | 152 | 152 | 10 | 10 | |
| DIV. I NON-CONF. | 5- 7 | 211 | 0- 0 | 107 | 57 | 170 | 170 | 9 | 9 | |
| TOTALS | RPI 1-25 | RPI 26-50 | W-L RECORDS | RPI 51-100 | RPI 101-150 | RPI 150+ | | | | |
| 12- 14 | 0- 3 | 0- 2 | OVERALL | 0- 6 | 2- 1 | 10- 2 | | | | |
| 6- 6 | 0- 2 | 0- 1 | HOME | 0- 2 | 0- 0 | 6- 1 | | | | |
| 5- 6 | 0- 1 | 0- 1 | AWAY | 0- 3 | 1- 0 | 4- 1 | | | | |
| 1- 2 | 0- 0 | 0- 0 | NEUTRAL | 0- 1 | 1- 1 | 0- 0 | | | | |
| 5- 7 | 0- 1 | 0- 2 | NON-CONFERENCE | 0- 3 | 1- 1 | 4- 0 | | | | |
| 2- 3 | 0- 1 | 0- 1 | HOME | 0- 1 | 0- 0 | 2- 0 | | | | |
| 2- 2 | 0- 0 | 0- 1 | AWAY | 0- 1 | 0- 0 | 2- 0 | | | | |
| 1- 2 | 0- 0 | 0- 0 | NEUTRAL | 0- 1 | 1- 1 | 0- 0 | | | | |
| 7- 7 | 0- 2 | 0- 0 | CONFERENCE | 0- 3 | 1- 0 | 6- 2 | | | | |
| 4- 3 | 0- 1 | 0- 0 | HOME | 0- 1 | 0- 0 | 4- 1 | | | | |
| 3- 4 | 0- 1 | 0- 0 | AWAY | 0- 2 | 1- 0 | 2- 1 | | | | |
| 0- 0 | 0- 0 | 0- 0 | NEUTRAL | 0- 0 | 0- 0 | 0- 0 | | | | |

| RPI | S | Opponent | Score | RPI | S | Opponent | Score | RPI | S | Opponent | Score | RPI | S | Opponent | Score | Team's RPI: 152 |
|---------------------------|---|--------------|-------|-----|---|---------------|-------|-----|---|------------------|-------|-----|---|--------------------|-------|-----------------|
| 24 | A | Creighton | 40 54 | 26 | H | Green Bay | 53 54 | 65 | H | South Dakota St. | 49 61 | 109 | N | Arizona St. | 63 66 | |
| 24 | H | Creighton | 66 73 | 35 | A | Iowa | 46 68 | 69 | N | Florida | 63 80 | 114 | A | Indiana St. | 54 52 | |
| 25 | H | Iowa St. | 59 67 | | | | | 70 | A | Illinois St. | 41 72 | 120 | N | North Carolina St. | 76 72 | |
| | | | | | | | | 79 | A | Wichita St. | 47 57 | 151 | A | Missouri St. | 82 78 | |
| | | | | | | | | 79 | H | Wichita St. | 57 60 | 151 | H | Missouri St. | 75 52 | |
| | | | | | | | | 81 | A | Minnesota | 43 86 | 172 | A | Bradley | 77 72 | |
| | | | | | | | | | | | | 172 | H | Bradley | 70 45 | |
| | | | | | | | | | | | | 193 | H | Evansville | 75 64 | |
| | | | | | | | | | | | | 205 | A | Saint Louis | 73 64 | |
| | | | | | | | | | | | | 225 | H | South Dakota | 63 50 | |
| | | | | | | | | | | | | 257 | A | Drake | 55 63 | |
| | | | | | | | | | | | | 257 | H | Drake | 67 82 | |
| | | | | | | | | | | | | 266 | A | North Dakota St. | 66 50 | |
| | | | | | | | | | | | | 313 | H | Southern Ill. | 76 59 | |
| | | | | | | | | | | | | 342 | H | Chicago St. | 81 41 | |
| LAST 12 Division I GAMES: | | | | | | | | | | | | | | | | |
| 257 | H | Drake | 67 82 | 313 | H | Southern Ill. | 76 59 | | | | | | | | | |
| 24 | H | Creighton | 66 73 | 257 | A | Drake | 55 63 | | | | | | | | | |
| 172 | H | Bradley | 70 45 | 24 | A | Creighton | 40 54 | | | | | | | | | |
| 151 | A | Missouri St. | 82 78 | 172 | A | Bradley | 77 72 | | | | | | | | | |
| 79 | A | Wichita St. | 47 57 | 79 | H | Wichita St. | 57 60 | | | | | | | | | |
| 193 | H | Evansville | 75 64 | 151 | H | Missouri St. | 75 52 | | | | | | | | | |

Non-Div I Games:

UNI

■ Loss,
■ Non-Conf,
■ S Site,
■ H Home
■ A Away
N Neutral

| | | | | | | | | | | |
|-------------------|----------|-----------|----------------|------------|-------------|---------------|------|------|-------|-----------|
| Average RPI Win: | 259 | WON-LOST | WINNING | LAST 12 | STRENGTH OF | OPP. STRENGTH | TEAM | ADJ. | CONF. | ADJ CONF. |
| Average RPI Loss: | 137 | RECORD | PCT. RANK | GAMES | SCHEDULE | OF SCHEDULE | RPI | RPI | RPI | RPI |
| DIV. I ONLY | 10- 17 | 241 | 5- 7 | 177 | 194 | 259 | 259 | 17 | 17 | |
| DIV. I NON-CONF. | 4- 10 | 271 | 0- 0 | 206 | 231 | 290 | 290 | 16 | 16 | |
| TOTALS | RPI 1-25 | RPI 26-50 | W-L RECORDS | RPI 51-100 | RPI 101-150 | RPI 150+ | | | | |
| 10- 17 | 0- 1 | 0- 2 | OVERALL | 0- 6 | 0- 3 | 10- 5 | | | | |
| 6- 8 | 0- 0 | 0- 1 | HOME | 0- 5 | 0- 2 | 6- 0 | | | | |
| 2- 7 | 0- 0 | 0- 1 | AWAY | 0- 1 | 0- 1 | 2- 4 | | | | |
| 2- 2 | 0- 1 | 0- 0 | NEUTRAL | 0- 0 | 0- 0 | 2- 1 | | | | |
| 4- 10 | 0- 1 | 0- 0 | NON-CONFERENCE | 0- 3 | 0- 3 | 4- 3 | | | | |
| 2- 5 | 0- 0 | 0- 0 | HOME | 0- 3 | 0- 2 | 2- 0 | | | | |
| 0- 3 | 0- 0 | 0- 0 | AWAY | 0- 0 | 0- 1 | 0- 2 | | | | |
| 2- 2 | 0- 1 | 0- 0 | NEUTRAL | 0- 0 | 0- 0 | 2- 1 | | | | |
| 6- 7 | 0- 0 | 0- 2 | CONFERENCE | 0- 3 | 0- 0 | 6- 2 | | | | |
| 4- 3 | 0- 0 | 0- 1 | HOME | 0- 2 | 0- 0 | 4- 0 | | | | |
| 2- 4 | 0- 0 | 0- 1 | AWAY | 0- 1 | 0- 0 | 2- 2 | | | | |
| 0- 0 | 0- 0 | 0- 0 | NEUTRAL | 0- 0 | 0- 0 | 0- 0 | | | | |

| RPI 1-25 | | | | RPI 26-50 | | | | RPI 51-100 | | | | RPI 101+ Team's RPI: 259 | | | |
|---------------------------|---|----------|-------|-----------|---|---------------|-------|------------|---|---------------|-------|--------------------------|----|------------------|-------|
| RPI | S | Opponent | Score | RPI | S | Opponent | Score | RPI | S | Opponent | Score | RPI | S | Opponent | Score |
| 13 | N | Dayton | 58 82 | 38 | A | San Diego St. | 50 86 | 71 | H | Kansas St. | 54 80 | 117 | H | Old Dominion | 67 85 |
| | | | | 38 | H | San Diego St. | 60 74 | 74 | A | Wyoming | 54 76 | 137 | A | Santa Clara | 64 70 |
| | | | | | | | | 74 | H | Wyoming | 60 64 | 138 | H | Arizona | 82 83 |
| | | | | | | | | 85 | H | Montana | 65 69 | 158 | H | UC Santa Barbara | 58 52 |
| | | | | | | | | 96 | H | Bowling Green | 54 64 | 194 | A | New Mexico | 58 57 |
| | | | | | | | | 97 | H | Fresno St. | 66 72 | 194 | H | New Mexico | 68 57 |
| | | | | | | | | | | | | 215 | A | UC Riverside | 66 82 |
| | | | | | | | | | | | | 240 | A | Colorado St. | 44 60 |
| | | | | | | | | | | | | 240 | H | Colorado St. | 63 50 |
| | | | | | | | | | | | | 254 | A | UTSA | 46 61 |
| | | | | | | | | | | | | 269 | A | Nevada | 66 61 |
| | | | | | | | | | | | | 276 | H | Boise St. | 75 61 |
| | | | | | | | | | | | | 299 | H | Alabama A&M | 67 62 |
| | | | | | | | | | | | | 309 | N | Binghamton | 58 56 |
| | | | | | | | | | | | | 321 | N | Maine | 67 74 |
| | | | | | | | | | | | | 323 | N | Ohio | 60 51 |
| | | | | | | | | | | | | 326 | A | Air Force | 69 81 |
| | | | | | | | | | | | | 326 | H | Air Force | 80 53 |
| LAST 12 Division I GAMES: | | | | | | | | | | | | | | | |
| | | | | 74 | H | Wyoming | 60 64 | | | | | 75 | 61 | | |
| | | | | 240 | A | Colorado St. | 44 60 | | | | | 269 | A | Nevada | 66 61 |
| | | | | 38 | A | San Diego St. | 50 86 | | | | | 74 | A | Wyoming | 54 76 |
| | | | | 326 | H | Air Force | 80 53 | | | | | 240 | H | Colorado St. | 63 50 |
| | | | | 194 | A | New Mexico | 58 57 | | | | | 38 | H | San Diego St. | 60 74 |
| | | | | 97 | H | Fresno St. | 66 72 | | | | | 326 | A | Air Force | 69 81 |

Non-Div I Games:

UNLV

■ Loss,
 ■ Non-Conf,
 S Site,
 ■ Home
 ■ Away
 N Neutral

| | | | | | | | | | | |
|-------------------|----------|-----------|----------------|------------|-------------|---------------|------|------|-------|-----------|
| Average RPI Win: | 311 | WON-LOST | WINNING | LAST 12 | STRENGTH OF | OPP. STRENGTH | TEAM | ADJ. | CONF. | ADJ CONF. |
| Average RPI Loss: | 123 | RECORD | PCT. RANK | GAMES | SCHEDULE | OF SCHEDULE | RPI | RPI | RPI | RPI |
| DIV. I ONLY | 10- 16 | 234 | 6- 6 | 240 | 230 | 262 | 262 | 29 | 29 | |
| DIV. I NON-CONF. | 3- 9 | 288 | 0- 1 | 236 | 118 | 267 | 267 | 27 | 27 | |
| TOTALS | RPI 1-25 | RPI 26-50 | W-L RECORDS | RPI 51-100 | RPI 101-150 | RPI 150+ | | | | |
| 10- 16 | 0- 2 | 0- 1 | OVERALL | 0- 2 | 0- 6 | 10- 5 | | | | |
| 6- 7 | 0- 0 | 0- 0 | HOME | 0- 1 | 0- 3 | 6- 3 | | | | |
| 4- 9 | 0- 2 | 0- 1 | AWAY | 0- 1 | 0- 3 | 4- 2 | | | | |
| 0- 0 | 0- 0 | 0- 0 | NEUTRAL | 0- 0 | 0- 0 | 0- 0 | | | | |
| 3- 9 | 0- 2 | 0- 1 | NON-CONFERENCE | 0- 0 | 0- 2 | 3- 4 | | | | |
| 1- 4 | 0- 0 | 0- 0 | HOME | 0- 0 | 0- 1 | 1- 3 | | | | |
| 2- 5 | 0- 2 | 0- 1 | AWAY | 0- 0 | 0- 1 | 2- 1 | | | | |
| 0- 0 | 0- 0 | 0- 0 | NEUTRAL | 0- 0 | 0- 0 | 0- 0 | | | | |
| 7- 7 | 0- 0 | 0- 0 | CONFERENCE | 0- 2 | 0- 4 | 7- 1 | | | | |
| 5- 3 | 0- 0 | 0- 0 | HOME | 0- 1 | 0- 2 | 5- 0 | | | | |
| 2- 4 | 0- 0 | 0- 0 | AWAY | 0- 1 | 0- 2 | 2- 1 | | | | |
| 0- 0 | 0- 0 | 0- 0 | NEUTRAL | 0- 0 | 0- 0 | 0- 0 | | | | |

| RPI 1-25 | | | | RPI 26-50 | | | | RPI 51-100 | | | | RPI 101+ Team's RPI: 262 | | | |
|---------------------------|---|---------------|--------|-----------|---|---------------|-------|------------|---|---------------|-------|--------------------------|---|-------------------|-------|
| RPI | S | Opponent | Score | RPI | S | Opponent | Score | RPI | S | Opponent | Score | RPI | S | Opponent | Score |
| 9 | A | Kentucky | 34 100 | 42 | A | West Virginia | 45 75 | 51 | A | FGCU | 49 72 | 111 | A | Stetson | 55 79 |
| 16 | A | Purdue | 47 82 | | | | | 51 | H | FGCU | 54 77 | 111 | H | Stetson | 66 84 |
| | | | | | | | | | | | | 117 | A | Old Dominion | 46 77 |
| | | | | | | | | | | | | 136 | A | Mercer | 55 72 |
| | | | | | | | | | | | | 136 | H | Mercer | 54 55 |
| | | | | | | | | | | | | 147 | H | High Point | 67 77 |
| | | | | | | | | | | | | 160 | H | George Washington | 37 48 |
| | | | | | | | | | | | | 176 | A | Northern Ky. | 62 70 |
| | | | | | | | | | | | | 176 | H | Northern Ky. | 61 81 |
| | | | | | | | | | | | | 199 | H | Furman | 80 85 |
| | | | | | | | | | | | | 248 | H | East Tenn. St. | 90 79 |
| | | | | | | | | | | | | 282 | A | North Florida | 61 57 |
| | | | | | | | | | | | | 282 | H | North Florida | 64 52 |
| | | | | | | | | | | | | 311 | H | Jacksonville | 72 53 |
| | | | | | | | | | | | | 316 | A | Western Caro. | 51 48 |
| | | | | | | | | | | | | 330 | A | Lipscomb | 56 57 |
| | | | | | | | | | | | | 330 | H | Lipscomb | 78 62 |
| | | | | | | | | | | | | 332 | A | Norfolk St. | 71 64 |
| | | | | | | | | | | | | 335 | A | Kennesaw St. | 61 52 |
| | | | | | | | | | | | | 335 | H | Kennesaw St. | 57 48 |
| | | | | | | | | | | | | 341 | H | UNC Asheville | 54 52 |
| LAST 12 Division I GAMES: | | | | | | | | | | | | | | | |
| 282 | A | North Florida | 61 57 | 176 | H | Northern Ky. | 61 81 | 282 | H | North Florida | 64 52 | | | | |
| 136 | H | Mercer | 54 55 | 311 | H | Jacksonville | 72 53 | 335 | A | Kennesaw St. | 61 52 | | | | |
| 335 | H | Kennesaw St. | 57 48 | 51 | A | FGCU | 49 72 | 136 | A | Mercer | 55 72 | | | | |
| 111 | A | Stetson | 55 79 | 330 | H | Lipscomb | 78 62 | 51 | H | FGCU | 54 77 | | | | |

Non-Div I Games: St. Andrews 83 26

USC Upstate

■ Loss,
 ■ Non-Conf,
 ■ S Site,
 ■ Home
 ■ A Away
 N Neutral

| | | | | | | | | | | |
|-------------------|----------|-----------|----------------|------------|-------------|---------------|------|------|-------|-----------|
| Average RPI Win: | 237 | WON-LOST | WINNING | LAST 12 | STRENGTH OF | OPP. STRENGTH | TEAM | ADJ. | CONF. | ADJ CONF. |
| Average RPI Loss: | 109 | RECORD | PCT. RANK | GAMES | SCHEDULE | OF SCHEDULE | RPI | RPI | RPI | RPI |
| DIV. I ONLY | 14- 14 | 158 | 8- 4 | 101 | 169 | 155 | 155 | 28 | 28 | |
| DIV. I NON-CONF. | 5- 9 | 240 | 0- 0 | 32 | 22 | 152 | 152 | 29 | 29 | |
| TOTALS | RPI 1-25 | RPI 26-50 | W-L RECORDS | RPI 51-100 | RPI 101-150 | RPI 150+ | | | | |
| 14- 14 | 0- 4 | 0- 0 | OVERALL | 0- 1 | 1- 5 | 13- 4 | | | | |
| 9- 5 | 0- 2 | 0- 0 | HOME | 0- 0 | 1- 1 | 8- 2 | | | | |
| 5- 7 | 0- 0 | 0- 0 | AWAY | 0- 1 | 0- 4 | 5- 2 | | | | |
| 0- 2 | 0- 2 | 0- 0 | NEUTRAL | 0- 0 | 0- 0 | 0- 0 | | | | |
| 5- 9 | 0- 4 | 0- 0 | NON-CONFERENCE | 0- 1 | 1- 4 | 4- 0 | | | | |
| 4- 3 | 0- 2 | 0- 0 | HOME | 0- 0 | 1- 1 | 3- 0 | | | | |
| 1- 4 | 0- 0 | 0- 0 | AWAY | 0- 1 | 0- 3 | 1- 0 | | | | |
| 0- 2 | 0- 2 | 0- 0 | NEUTRAL | 0- 0 | 0- 0 | 0- 0 | | | | |
| 9- 5 | 0- 0 | 0- 0 | CONFERENCE | 0- 0 | 0- 1 | 9- 4 | | | | |
| 5- 2 | 0- 0 | 0- 0 | HOME | 0- 0 | 0- 0 | 5- 2 | | | | |
| 4- 3 | 0- 0 | 0- 0 | AWAY | 0- 0 | 0- 1 | 4- 2 | | | | |
| 0- 0 | 0- 0 | 0- 0 | NEUTRAL | 0- 0 | 0- 0 | 0- 0 | | | | |

| RPI 1-25 | | | | RPI 26-50 | | | | RPI 51-100 | | | | RPI 101+ Team's RPI: 155 | | | |
|---------------------------|---|-------------------|-------|-----------|---|-------------------|-------|------------|---|--------------|-------|--------------------------|---|-------------------|-------|
| RPI | S | Opponent | Score | RPI | S | Opponent | Score | RPI | S | Opponent | Score | RPI | S | Opponent | Score |
| 1 | N | Baylor | 67 82 | | | | | 94 | A | Northwestern | 69 79 | 102 | A | Eastern Ill. | 79 84 |
| 3 | N | Stanford | 68 92 | | | | | | | | | 105 | A | Missouri | 71 82 |
| 16 | H | Purdue | 60 68 | | | | | | | | | 114 | H | Indiana St. | 71 73 |
| 21 | H | Louisville | 61 79 | | | | | | | | | 128 | A | Hawaii | 69 73 |
| | | | | | | | | | | | | 133 | A | UAB | 51 56 |
| | | | | | | | | | | | | 144 | H | Arkansas St. | 72 62 |
| | | | | | | | | | | | | 183 | H | Eastern Ky. | 75 60 |
| | | | | | | | | | | | | 184 | A | Tennessee Tech | 81 63 |
| | | | | | | | | | | | | 187 | A | Belmont | 56 58 |
| | | | | | | | | | | | | 193 | A | Evansville | 73 57 |
| | | | | | | | | | | | | 200 | A | SIU Edwardsville | 66 67 |
| | | | | | | | | | | | | 200 | H | SIU Edwardsville | 63 66 |
| | | | | | | | | | | | | 203 | H | Southern Miss. | 87 80 |
| | | | | | | | | | | | | 205 | H | Saint Louis | 78 62 |
| | | | | | | | | | | | | 213 | A | Tennessee St. | 77 58 |
| | | | | | | | | | | | | 221 | A | Murray St. | 72 60 |
| | | | | | | | | | | | | 221 | H | Murray St. | 72 82 |
| | | | | | | | | | | | | 256 | H | Central Ark. | 72 48 |
| | | | | | | | | | | | | 281 | A | Southeast Mo. St. | 82 71 |
| | | | | | | | | | | | | 281 | H | Southeast Mo. St. | 75 61 |
| | | | | | | | | | | | | 303 | H | Morehead St. | 75 56 |
| | | | | | | | | | | | | 305 | H | Austin Peay | 84 57 |
| | | | | | | | | | | | | 343 | H | Jacksonville St. | 93 63 |
| LAST 12 Division I GAMES: | | | | | | | | | | | | | | | |
| 221 | A | Murray St. | 72 60 | 200 | A | SIU Edwardsville | 66 67 | | | | | | | | |
| 213 | A | Tennessee St. | 77 58 | 184 | A | Tennessee Tech | 81 63 | | | | | | | | |
| 281 | H | Southeast Mo. St. | 75 61 | 303 | H | Morehead St. | 75 56 | | | | | | | | |
| 200 | H | SIU Edwardsville | 63 66 | 281 | A | Southeast Mo. St. | 82 71 | | | | | | | | |
| 183 | H | Eastern Ky. | 75 60 | 187 | A | Belmont | 56 58 | | | | | | | | |
| 102 | A | Eastern Ill. | 79 84 | 305 | H | Austin Peay | 84 57 | | | | | | | | |

Non-Div I Games:

UT Martin

■ Loss,
 ■ Non-Conf, S Site,
 ■ Home
 ■ Away
 N Neutral

| | | | | | | | | | | |
|-------------------|----------|-----------|----------------|------------|-------------|---------------|------|------|-------|-----------|
| Average RPI Win: | 274 | WON-LOST | WINNING | LAST 12 | STRENGTH OF | OPP. STRENGTH | TEAM | ADJ. | CONF. | ADJ CONF. |
| Average RPI Loss: | 177 | RECORD | PCT. RANK | GAMES | SCHEDULE | OF SCHEDULE | RPI | RPI | RPI | RPI |
| DIV. I ONLY | 13- 11 | 136 | 7- 5 | 337 | 195 | 254 | 254 | 25 | 25 | |
| DIV. I NON-CONF. | 5- 5 | 159 | 0- 0 | 340 | 134 | 295 | 295 | 26 | 26 | |
| TOTALS | RPI 1-25 | RPI 26-50 | W-L RECORDS | RPI 51-100 | RPI 101-150 | RPI 150+ | | | | |
| 13- 11 | 0- 0 | 0- 0 | OVERALL | 0- 1 | 1- 0 | 12- 10 | | | | |
| 8- 5 | 0- 0 | 0- 0 | HOME | 0- 0 | 1- 0 | 7- 5 | | | | |
| 5- 6 | 0- 0 | 0- 0 | AWAY | 0- 1 | 0- 0 | 5- 5 | | | | |
| 0- 0 | 0- 0 | 0- 0 | NEUTRAL | 0- 0 | 0- 0 | 0- 0 | | | | |
| 5- 5 | 0- 0 | 0- 0 | NON-CONFERENCE | 0- 1 | 0- 0 | 5- 4 | | | | |
| 5- 1 | 0- 0 | 0- 0 | HOME | 0- 0 | 0- 0 | 5- 1 | | | | |
| 0- 4 | 0- 0 | 0- 0 | AWAY | 0- 1 | 0- 0 | 0- 3 | | | | |
| 0- 0 | 0- 0 | 0- 0 | NEUTRAL | 0- 0 | 0- 0 | 0- 0 | | | | |
| 8- 6 | 0- 0 | 0- 0 | CONFERENCE | 0- 0 | 1- 0 | 7- 6 | | | | |
| 3- 4 | 0- 0 | 0- 0 | HOME | 0- 0 | 1- 0 | 2- 4 | | | | |
| 5- 2 | 0- 0 | 0- 0 | AWAY | 0- 0 | 0- 0 | 5- 2 | | | | |
| 0- 0 | 0- 0 | 0- 0 | NEUTRAL | 0- 0 | 0- 0 | 0- 0 | | | | |

| RPI 1-25 | | | RPI 26-50 | | | RPI 51-100 | | | RPI 101+ Team's RPI: 254 | | |
|---------------------------|---|-----------------|-----------|-----|---|-----------------|-------|-------------|--------------------------|--------------------|-------|
| RPI | S | Opponent | Score | RPI | S | Opponent | Score | RPI | S | Opponent | Score |
| | | | | | | 79 | A | Wichita St. | 36 | 50 | |
| | | | | | | | | 145 | H | Seattle | 65 55 |
| | | | | | | | | 153 | A | Utah St. | 66 79 |
| | | | | | | | | 154 | A | Rice | 41 43 |
| | | | | | | | | 163 | A | Houston | 42 55 |
| | | | | | | | | 170 | H | Idaho | 45 64 |
| | | | | | | | | 171 | A | TCU | 64 73 |
| | | | | | | | | 180 | A | Louisiana Tech | 51 50 |
| | | | | | | | | 180 | H | Louisiana Tech | 73 79 |
| | | | | | | | | 189 | H | San Francisco | 60 61 |
| | | | | | | | | 216 | A | Denver | 49 53 |
| | | | | | | | | 216 | H | Denver | 73 75 |
| | | | | | | | | 252 | A | New Mexico St. | 66 53 |
| | | | | | | | | 252 | H | New Mexico St. | 52 69 |
| | | | | | | | | 259 | H | UNLV | 61 46 |
| | | | | | | | | 278 | A | San Jose St. | 57 54 |
| | | | | | | | | 284 | H | William & Mary | 76 50 |
| | | | | | | | | 302 | A | Texas St. | 56 46 |
| | | | | | | | | 302 | H | Texas St. | 74 65 |
| | | | | | | | | 305 | H | Austin Peay | 69 67 |
| | | | | | | | | 307 | A | Texas-Arlington | 59 57 |
| | | | | | | | | 307 | H | Texas-Arlington | 73 45 |
| | | | | | | | | 318 | H | Tex.-Pan American | 68 34 |
| | | | | | | | | 329 | H | A&M-Corpus Christi | 52 40 |
| LAST 12 Division I GAMES: | | | | | | | | | | | |
| 302 | H | Texas St. | 74 65 | 145 | H | Seattle | 65 55 | | | | |
| 307 | H | Texas-Arlington | 73 45 | 302 | A | Texas St. | 56 46 | | | | |
| 180 | H | Louisiana Tech | 73 79 | 180 | A | Louisiana Tech | 51 50 | | | | |
| 252 | A | New Mexico St. | 66 53 | 307 | A | Texas-Arlington | 59 57 | | | | |
| 216 | A | Denver | 49 53 | 216 | H | Denver | 73 75 | | | | |
| 170 | H | Idaho | 45 64 | 252 | H | New Mexico St. | 52 69 | | | | |

Non-Div I Games: Concordia (TX) 88 29

UTSA

■ Loss,
 ■ Non-Conf,
 ■ S Site,
 ■ H Home
 ■ A Away
 N Neutral

| | | | | | | | | | | |
|-------------------|----------|-----------|----------------|------------|-------------|---------------|------|------|-------|-----------|
| Average RPI Win: | 175 | WON-LOST | WINNING | LAST 12 | STRENGTH OF | OPP. STRENGTH | TEAM | ADJ. | CONF. | ADJ CONF. |
| Average RPI Loss: | 59 | RECORD | PCT. RANK | GAMES | SCHEDULE | OF SCHEDULE | RPI | RPI | RPI | RPI |
| DIV. I ONLY | 16- 11 | 118 | 7- 5 | 83 | 63 | 93 | 93 | 6 | 6 | |
| DIV. I NON-CONF. | 9- 2 | 34 | 0- 0 | 249 | 211 | 110 | 110 | 5 | 5 | |
| TOTALS | RPI 1-25 | RPI 26-50 | W-L RECORDS | RPI 51-100 | RPI 101-150 | RPI 150+ | | | | |
| 16- 11 | 0- 7 | 1- 0 | OVERALL | 1- 1 | 5- 2 | 9- 1 | | | | |
| 11- 6 | 0- 3 | 1- 0 | HOME | 1- 1 | 2- 1 | 7- 1 | | | | |
| 5- 5 | 0- 4 | 0- 0 | AWAY | 0- 0 | 3- 1 | 2- 0 | | | | |
| 0- 0 | 0- 0 | 0- 0 | NEUTRAL | 0- 0 | 0- 0 | 0- 0 | | | | |
| 9- 2 | 0- 0 | 1- 0 | NON-CONFERENCE | 0- 1 | 2- 0 | 6- 1 | | | | |
| 6- 2 | 0- 0 | 1- 0 | HOME | 0- 1 | 1- 0 | 4- 1 | | | | |
| 3- 0 | 0- 0 | 0- 0 | AWAY | 0- 0 | 1- 0 | 2- 0 | | | | |
| 0- 0 | 0- 0 | 0- 0 | NEUTRAL | 0- 0 | 0- 0 | 0- 0 | | | | |
| 7- 9 | 0- 7 | 0- 0 | CONFERENCE | 1- 0 | 3- 2 | 3- 0 | | | | |
| 5- 4 | 0- 3 | 0- 0 | HOME | 1- 0 | 1- 1 | 3- 0 | | | | |
| 2- 5 | 0- 4 | 0- 0 | AWAY | 0- 0 | 2- 1 | 0- 0 | | | | |
| 0- 0 | 0- 0 | 0- 0 | NEUTRAL | 0- 0 | 0- 0 | 0- 0 | | | | |

| RPI 1-25 | | | | RPI 26-50 | | | | RPI 51-100 | | | | Team's RPI: 93 | | RPI 101+ | | | |
|----------|---|------------|-------|-----------|---|----------|-------|------------|---|------------|-------|----------------|-----|----------|---------------------|-------|--|
| RPI | S | Opponent | Score | RPI | S | Opponent | Score | RPI | S | Opponent | Score | | RPI | S | Opponent | Score | |
| 3 | A | Stanford | 44 65 | 30 | H | Michigan | 59 40 | 66 | H | BYU | 48 53 | | 101 | H | Northern Colo. | 62 55 | |
| 3 | H | Stanford | 56 70 | | | | | 72 | H | Washington | 60 48 | | 109 | A | Arizona St. | 54 46 | |
| 8 | A | California | 54 71 | | | | | | | | | | 109 | H | Arizona St. | 66 46 | |
| 8 | H | California | 50 55 | | | | | | | | | | 119 | A | Southern California | 63 60 | |
| 17 | A | UCLA | 42 70 | | | | | | | | | | 128 | A | Hawaii | 62 61 | |
| 19 | A | Colorado | 57 67 | | | | | | | | | | 138 | A | Arizona | 52 61 | |
| 19 | H | Colorado | 43 56 | | | | | | | | | | 138 | H | Arizona | 58 62 | |
| | | | | | | | | | | | | | | | | | |
| | | | | | | | | | | | | | | | | | |
| | | | | | | | | | | | | | | | | | |
| | | | | | | | | | | | | | | | | | |
| | | | | | | | | | | | | | | | | | |
| | | | | | | | | | | | | | | | | | |
| | | | | | | | | | | | | | | | | | |
| | | | | | | | | | | | | | | | | | |
| | | | | | | | | | | | | | | | | | |
| | | | | | | | | | | | | | | | | | |
| | | | | | | | | | | | | | | | | | |
| | | | | | | | | | | | | | | | | | |
| | | | | | | | | | | | | | | | | | |
| | | | | | | | | | | | | | | | | | |
| | | | | | | | | | | | | | | | | | |
| | | | | | | | | | | | | | | | | | |
| | | | | | | | | | | | | | | | | | |
| | | | | | | | | | | | | | | | | | |
| | | | | | | | | | | | | | | | | | |
| | | | | | | | | | | | | | | | | | |
| | | | | | | | | | | | | | | | | | |
| | | | | | | | | | | | | | | | | | |
| | | | | | | | | | | | | | | | | | |
| | | | | | | | | | | | | | | | | | |
| | | | | | | | | | | | | | | | | | |
| | | | | | | | | | | | | | | | | | |
| | | | | | | | | | | | | | | | | | |
| | | | | | | | | | | | | | | | | | |
| | | | | | | | | | | | | | | | | | |
| | | | | | | | | | | | | | | | | | |
| | | | | | | | | | | | | | | | | | |
| | | | | | | | | | | | | | | | | | |
| | | | | | | | | | | | | | | | | | |
| | | | | | | | | | | | | | | | | | |
| | | | | | | | | | | | | | | | | | |
| | | | | | | | | | | | | | | | | | |
| | | | | | | | | | | | | | | | | | |
| | | | | | | | | | | | | | | | | | |
| | | | | | | | | | | | | | | | | | |
| | | | | | | | | | | | | | | | | | |
| | | | | | | | | | | | | | | | | | |
| | | | | | | | | | | | | | | | | | |
| | | | | | | | | | | | | | | | | | |
| | | | | | | | | | | | | | | | | | |
| | | | | | | | | | | | | | | | | | |
| | | | | | | | | | | | | | | | | | |
| | | | | | | | | | | | | | | | | | |
| | | | | | | | | | | | | | | | | | |
| | | | | | | | | | | | | | | | | | |
| | | | | | | | | | | | | | | | | | |
| | | | | | | | | | | | | | | | | | |
| | | | | | | | | | | | | | | | | | |
| | | | | | | | | | | | | | | | | | |
| | | | | | | | | | | | | | | | | | |
| | | | | | | | | | | | | | | | | | |
| | | | | | | | | | | | | | | | | | |
| | | | | | | | | | | | | | | | | | |
| | | | | | | | | | | | | | | | | | |
| | | | | | | | | | | | | | | | | | |
| | | | | | | | | | | | | | | | | | |
| | | | | | | | | | | | | | | | | | |
| | | | | | | | | | | | | | | | | | |
| | | | | | | | | | | | | | | | | | |
| | | | | | | | | | | | | | | | | | |
| | | | | | | | | | | | | | | | | | |
| | | | | | | | | | | | | | | | | | |
| | | | | | | | | | | | | | | | | | |
| | | | | | | | | | | | | | | | | | |
| | | | | | | | | | | | | | | | | | |
| | | | | | | | | | | | | | | | | | |
| | | | | | | | | | | | | | | | | | |
| | | | | | | | | | | | | | | | | | |
| | | | | | | | | | | | | | | | | | |
| | | | | | | | | | | | | | | | | | |
| | | | | | | | | | | | | | | | | | |
| | | | | | | | | | | | | | | | | | |
| | | | | | | | | | | | | | | | | | |
| | | | | | | | | | | | | | | | | | |
| | | | | | | | | | | | | | | | | | |
| | | | | | | | | | | | | | | | | | |
| | | | | | | | | | | | | | | | | | |
| | | | | | | | | | | | | | | | | | |
| | | | | | | | | | | | | | | | | | |
| | | | | | | | | | | | | | | | | | |
| | | | | | | | | | | | | | | | | | |
| | | | | | | | | | | | | | | | | | |
| | | | | | | | | | | | | | | | | | |
| | | | | | | | | | | | | | | | | | |
| | | | | | | | | | | | | | | | | | |
| | | | | | | | | | | | | | | | | | |
| | | | | | | | | | | | | | | | | | |
| | | | | | | | | | | | | | | | | | |
| | | | | | | | | | | | | | | | | | |
| | | | | | | | | | | | | | | | | | |
| | | | | | | | | | | | | | | | | | |
| | | | | | | | | | | | | | | | | | |
| | | | | | | | | | | | | | | | | | |
| | | | | | | | | | | | | | | | | | |
| | | | | | | | | | | | | | | | | | |
| | | | | | | | | | | | | | | | | | |
| | | | | | | | | | | | | | | | | | |
| | | | | | | | | | | | | | | | | | |
| | | | | | | | | | | | | | | | | | |
| | | | | | | | | | | | | | | | | | |
| | | | | | | | | | | | | | | | | | |
| | | | | | | | | | | | | | | | | | |
| | | | | | | | | | | | | | | | | | |
| | | | | | | | | | | | | | | | | | |
| | | | | | | | | | | | | | | | | | |
| | | | | | | | | | | | | | | | | | |
| | | | | | | | | | | | | | | | | | |
| | | | | | | | | | | | | | | | | | |
| | | | | | | | | | | | | | | | | | |
| | | | | | | | | | | | | | | | | | |
| | | | | | | | | | | | | | | | | | |
| | | | | | | | | | | | | | | | | | |
| | | | | | | | | | | | | | | | | | |
| | | | | | | | | | | | | | | | | | |
| | | | | | | | | | | | | | | | | | |
| | | | | | | | | | | | | | | | | | |
| | | | | | | | | | | | | | | | | | |
| | | | | | | | | | | | | | | | | | |
| | | | | | | | | | | | | | | | | | |
| | | | | | | | | | | | | | | | | | |
| | | | | | | | | | | | | | | | | | |
| | | | | | | | | | | | | | | | | | |
| | | | | | | | | | | | | | | | | | |
| | | | | | | | | | | | | | | | | | |
| | | | | | | | | | | | | | | | | | |
| | | | | | | | | | | | | | | | | | |
| | | | | | | | | | | | | | | | | | |
| | | | | | | | | | | | | | | | | | |
| | | | | | | | | | | | | | | | | | |
| | | | | | | | | | | | | | | | | | |
| | | | | | | | | | | | | | | | | | |
| | | | | | | | | | | | | | | | | | |
| | | | | | | | | | | | | | | | | | |
| | | | | | | | | | | | | | | | | | |
| | | | | | | | | | | | | | | | | | |
| | | | | | | | | | | | | | | | | | |
| | | | | | | | | | | | | | | | | | |
| | | | | | | | | | | | | | | | | | |
| | | | | | | | | | | | | | | | | | |
| | | | | | | | | | | | | | | | | | |
| | | | | | | | | | | | | | | | | | |
| | | | | | | | | | | | | | | | | | |
| | | | | | | | | | | | | | | | | | |
| | | | | | | | | | | | | | | | | | |
| | | | | | | | | | | | | | | | | | |
| | | | | | | | | | | | | | | | | | |
| | | | | | | | | | | | | | | | | | |
| | | | | | | | | | | | | | | | | | |
| | | | | | | | | | | | | | | | | | |
| | | | | | | | | | | | | | | | | | |
| | | | | | | | | | | | | | | | | | |
| | | | | | | | | | | | | | | | | | |
| | | | | | | | | | | | | | | | | | |
| | | | | | | | | | | | | | | | | | |
| | | | | | | | | | | | | | | | | | |
| | | | | | | | | | | | | | | | | | |
| | | | | | | | | | | | | | | | | | |
| | | | | | | | | | | | | | | | | | |
| | | | | | | | | | | | | | | | | | |
| | | | | | | | | | | | | | | | | | |
| | | | | | | | | | | | | | | | | | |
| | | | | | | | | | | | | | | | | | |
| | | | | | | | | | | | | | | | | | |
| | | | | | | | | | | | | | | | | | |
| | | | | | | | | | | | | | | | | | |
| | | | | | | | | | | | | | | | | | |
| | | | | | | | | | | | | | | | | | |
| | | | | | | | | | | | | | | | | | |
| | | | | | | | | | | | | | | | | | |
| | | | | | | | | | | | | | | | | | |
| | | | | | | | | | | | | | | | | | |
| | | | | | | | | | | | | | | | | | |
| | | | | | | | | | | | | | | | | | |
| | | | | | | | | | | | | | | | | | |
| | | | | | | | | | | | | | | | | | |
| | | | | | | | | | | | | | | | | | |
| | | | | | | | | | | | | | | | | | |
| | | | | | | | | | | | | | | | | | |
| | | | | | | | | | | | | | | | | | |
| | | | | | | | | | | | | | | | | | |
| | | | | | | | | | | | | | | | | | |
| | | | | | | | | | | | | | | | | | |
| | | | | | | | | | | | | | | | | | |
| | | | | | | | | | | | | | | | | | |
| | | | | | | | | | | | | | | | | | |
| | | | | | | | | | | | | | | | | | |
| | | | | | | | | | | | | | | | | | |
| | | | | | | | | | | | | | | | | | |
| | | | | | | | | | | | | | | | | | |
| | | | | | | | | | | | | | | | | | |
| | | | | | | | | | | | | | | | | | |
| | | | | | | | | | | | | | | | | | |
| | | | | | | | | | | | | | | | | | |
| | | | | | | | | | | | | | | | | | |
| | | | | | | | | | | | | | | | | | |
| | | | | | | | | | | | | | | | | | |
| | | | | | | | | | | | | | | | | | |
| | | | | | | | | | | | | | | | | | |
| | | | | | | | | | | | | | | | | | |
| | | | | | | | | | | | | | | | | | |
| | | | | | | | | | | | | | | | | | |
| | | | | | | | | | | | | | | | | | |
| | | | | | | | | | | | | | | | | | |
| | | | | | | | | | | | | | | | | | |
| | | | | | | | | | | | | | | | | | |
| | | | | | | | | | | | | | | | | | |
| | | | | | | | | | | | | | | | | | |
| | | | | | | | | | | | | | | | | | |
| | | | | | | | | | | | | | | | | | |
| | | | | | | | | | | | | | | | | | |
| | | | | | | | | | | | | | | | | | |
| | | | | | | | | | | | | | | | | | |
| | | | | | | | | | | | | | | | | | |
| | | | | | | | | | | | | | | | | | |
| | | | | | | | | | | | | | | | | | |
| | | | | | | | | | | | | | | | | | |
| | | | | | | | | | | | | | | | | | |
| | | | | | | | | | | | | | | | | | |
| | | | | | | | | | | | | | | | | | |
| | | | | | | | | | | | | | | | | | |
| | | | | | | | | | | | | | | | | | |
| | | | | | | | | | | | | | | | | | |
| | | | | | | | | | | | | | | | | | |
| | | | | | | | | | | | | | | | | | |
| | | | | | | | | | | | | | | | | | |
| | | | | | | | | | | | | | | | | | |
| | | | | | | | | | | | | | | | | | |
| | | | | | | | | | | | | | | | | | |
| | | | | | | | | | | | | | | | | | |
| | | | | | | | | | | | | | | | | | |
| | | | | | | | | | | | | | | | | | |
| | | | | | | | | | | | | | | | | | |
| | | | | | | | | | | | | | | | | | |
| | | | | | | | | | | | | | | | | | |
| | | | | | | | | | | | | | | | | | |
| | | | | | | | | | | | | | | | | | |
| | | | | | | | | | | | | | | | | | |
| | | | | | | | | | | | | | | | | | |
| | | | | | | | | | | | | | | | | | |
| | | | | | | | | | | | | | | | | | |
| | | | | | | | | | | | | | | | | | |
| | | | | | | | | | | | | | | | | | |
| | | | | | | | | | | | | | | | | | |
| | | | | | | | | | | | | | | | | | |
| | | | | | | | | | | | | | | | | | |
| | | | | | | | | | | | | | | | | | |
| | | | | | | | | | | | | | | | | | |
| | | | | | | | | | | | | | | | | | |
| | | | | | | | | | | | | | | | | | |
| | | | | | | | | | | | | | | | | | |
| | | | | | | | | | | | | | | | | | |
| | | | | | | | | | | | | | | | | | |
| | | | | | | | | | | | | | | | | | |
| | | | | | | | | | | | | | | | | | |
| | | | | | | | | | | | | | | | | | |
| | | | | | | | | | | | | | | | | | |
| | | | | | | | | | | | | | | | | | |
| | | | | | | | | | | | | | | | | | |
| | | | | | | | | | | | | | | | | | |
| | | | | | | | | | | | | | | | | | |
| | | | | | | | | | | | | | | | | | |
| | | | | | | | | | | | | | | | | | |
| | | | | | | | | | | | | | | | | | |
| | | | | | | | | | | | | | | | | | |
| | | | | | | | | | | | | | | | | | |
| | | | | | | | | | | | | | | | | | |
| | | | | | | | | | | | | | | | | | |
| | | | | | | | | | | | | | | | | | |
| | | | | | | | | | | | | | | | | | |
| | | | | | | | | | | | | | | | | | |
| | | | | | | | | | | | | | | | | | |
| | | | | | | | | | | | | | | | | | |
| | | | | | | | | | | | | | | | | | |
| | | | | | | | | | | | | | | | | | |
| | | | | | | | | | | | | | | | | | |
| | | | | | | | | | | | | | | | | | |
| | | | | | | | | | | | | | | | | | |
| | | | | | | | | | | | | | | | | | |
| | | | | | | | | | | | | | | | | | |
| | | | | | | | | | | | | | | | | | |
| | | | | | | | | | | | | | | | | | |
| | | | | | | | | | | | | | | | | | |
| | | | | | | | | | | | | | | | | | |
| | | | | | | | | | | | | | | | | | |
| | | | | | | | | | | | | | | | | | |
| | | | | | | | | | | | | | | | | | |
| | | | | | | | | | | | | | | | | | |
| | | | | | | | | | | | | | | | | | |
| | | | | | | | | | | | | | | | | | |
| | | | | | | | | | | | | | | | | | |
| | | | | | | | | | | | | | | | | | |
| | | | | | | | | | | | | | | | | | |
| | | | | | | | | | | | | | | | | | |
| | | | | | | | | | | | | | | | | | |
| | | | | | | | | | | | | | | | | | |
| | | | | | | | | | | | | | | | | | |
| | | | | | | | | | | | | | | | | | |
| | | | | | | | | | | | | | | | | | |
| | | | | | | | | | | | | | | | | | |
| | | | | | | | | | | | | | | | | | |
| | | | | | | | | | | | | | | | | | |
| | | | | | | | | | | | | | | | | | |
| | | | | | | | | | | | | | | | | | |
| | | | | | | | | | | | | | | | | | |
| | | | | | | | | | | | | | | | | | |
| | | | | | | | | | | | | | | | | | |
| | | | | | | | | | | | | | | | | | |
| | | | | | | | | | | | | | | | | | |
| | | | | | | | | | | | | | | | | | |
| | | | | | | | | | | | | | | | | | |
| | | | | | | | | | | | | | | | | | |
| | | | | | | | | | | | | | | | | | |
| | | | | | | | | | | | | | | | | | |
| | | | | | | | | | | | | | | | | | |
| | | | | | | | | | | | | | | | | | |
| | | | | | | | | | | | | | | | | | |
| | | | | | | | | | | | | | | | | | |
| | | | | | | | | | | | | | | | | | |
| | | | | | | | | | | | | | | | | | |
| | | | | | | | | | | | | | | | | | |
| | | | | | | | | | | | | | | | | | |
| | | | | | | | | | | | | | | | | | |
| | | | | | | | | | | | | | | | | | |
| | | | | | | | | | | | | | | | | | |
| | | | | | | | | | | | | | | | | | |
| | | | | | | | | | | | | | | | | | |
| | | | | | | | | | | | | | | | | | |
| | | | | | | | | | | | | | | | | | |
| | | | | | | | | | | | | | | | | | |
| | | | | | | | | | | | | | | | | | |
| | | | | | | | | | | | | | | | | | |
| | | | | | | | | | | | | | | | | | |
| | | | | | | | | | | | | | | | | | |
| | | | | | | | | | | | | | | | | | |
| | | | | | | | | | | | | | | | | | |
| | | | | | | | | | | | | | | | | | |
| | | | | | | | | | | | | | | | | | |
| | | | | | | | | | | | | | | | | | |

| | | | | | | | | | |
|------------------------------|----------|-----------|----------------|-------------|---------------|----------|------|-------|-----------|
| Average RPI Win: 227 | WON-LOST | WINNING | LAST 12 | STRENGTH OF | OPP. STRENGTH | TEAM | ADJ. | CONF. | ADJ CONF. |
| Average RPI Loss: 176 | RECORD | PCT. RANK | GAMES | SCHEDULE | OF SCHEDULE | RPI | RPI | RPI | RPI |
| DIV. I ONLY | 13- 11 | 136 | 9- 3 | 174 | 250 | 153 | 153 | 25 | 25 |
| DIV. I NON-CONF. | 2- 8 | 305 | 0- 0 | 126 | 228 | 264 | 264 | 26 | 26 |
| TOTALS | RPI 1-25 | RPI 26-50 | W-L RECORDS | RPI 51-100 | RPI 101-150 | RPI 150+ | | | |
| 13- 11 | 0- 1 | 0- 0 | OVERALL | 0- 2 | 1- 2 | 12- 6 | | | |
| 8- 2 | 0- 0 | 0- 0 | HOME | 0- 0 | 1- 1 | 7- 1 | | | |
| 4- 9 | 0- 1 | 0- 0 | AWAY | 0- 2 | 0- 1 | 4- 5 | | | |
| 1- 0 | 0- 0 | 0- 0 | NEUTRAL | 0- 0 | 0- 0 | 1- 0 | | | |
| 2- 8 | 0- 1 | 0- 0 | NON-CONFERENCE | 0- 2 | 0- 1 | 2- 4 | | | |
| 1- 2 | 0- 0 | 0- 0 | HOME | 0- 0 | 0- 1 | 1- 1 | | | |
| 0- 6 | 0- 1 | 0- 0 | AWAY | 0- 2 | 0- 0 | 0- 3 | | | |
| 1- 0 | 0- 0 | 0- 0 | NEUTRAL | 0- 0 | 0- 0 | 1- 0 | | | |
| 11- 3 | 0- 0 | 0- 0 | CONFERENCE | 0- 0 | 1- 1 | 10- 2 | | | |
| 7- 0 | 0- 0 | 0- 0 | HOME | 0- 0 | 1- 0 | 6- 0 | | | |
| 4- 3 | 0- 0 | 0- 0 | AWAY | 0- 0 | 0- 1 | 4- 2 | | | |
| 0- 0 | 0- 0 | 0- 0 | NEUTRAL | 0- 0 | 0- 0 | 0- 0 | | | |

| RPI 1-25 | | | | RPI 26-50 | | | | RPI 51-100 | | | | RPI 101+ Team's RPI: 153 | | | |
|---------------------------|---|----------------|---------------|-----------|---|-----------------|---------------|------------|---|----------|--------------|--------------------------|---|------------------|---------------|
| RPI | S | Opponent | Score | RPI | S | Opponent | Score | RPI | S | Opponent | Score | RPI | S | Opponent | Score |
| 4 | A | Notre Dame | 70 109 | | | | | 66 | A | BYU | 77 81 | 139 | H | Montana St. | 65 71 |
| | | | | | | | | 93 | A | Utah | 64 92 | 145 | A | Seattle | 68 71 |
| | | | | | | | | | | | | 145 | H | Seattle | 67 62 |
| | | | | | | | | | | | | 170 | A | Idaho | 91 85 |
| | | | | | | | | | | | | 170 | H | Idaho | 81 50 |
| | | | | | | | | | | | | 180 | A | Louisiana Tech | 76 75 |
| | | | | | | | | | | | | 197 | A | Loyola Marymount | 81 98 |
| | | | | | | | | | | | | 215 | A | UC Riverside | 90 94 |
| | | | | | | | | | | | | 216 | A | Denver | 92 89 |
| | | | | | | | | | | | | 216 | H | Denver | 85 69 |
| | | | | | | | | | | | | 225 | H | South Dakota | 70 69 |
| | | | | | | | | | | | | 241 | N | Prairie View | 67 66 |
| | | | | | | | | | | | | 243 | H | UC Irvine | 70 71 |
| | | | | | | | | | | | | 252 | A | New Mexico St. | 94 106 |
| | | | | | | | | | | | | 252 | H | New Mexico St. | 65 63 |
| | | | | | | | | | | | | 254 | H | UTSA | 79 66 |
| | | | | | | | | | | | | 278 | A | San Jose St. | 80 103 |
| | | | | | | | | | | | | 278 | H | San Jose St. | 87 54 |
| | | | | | | | | | | | | 302 | H | Texas St. | 82 69 |
| | | | | | | | | | | | | 304 | A | Utah Valley | 62 78 |
| | | | | | | | | | | | | 307 | A | Texas-Arlington | 93 83 |
| LAST 12 Division I GAMES: | | | | | | | | | | | | | | | |
| 252 | A | New Mexico St. | 94 106 | 307 | A | Texas-Arlington | 93 83 | | | | | | | | |
| 216 | A | Denver | 92 89 | 216 | H | Denver | 85 69 | | | | | | | | |
| 278 | H | San Jose St. | 87 54 | 252 | H | New Mexico St. | 65 63 | | | | | | | | |
| 145 | H | Seattle | 67 62 | 278 | A | San Jose St. | 80 103 | | | | | | | | |
| 170 | H | Idaho | 81 50 | 170 | A | Idaho | 91 85 | | | | | | | | |
| 180 | A | Louisiana Tech | 76 75 | 145 | A | Seattle | 68 71 | | | | | | | | |

Non-Div I Games: Alas. Anchorage 67 57

Utah St.

■ Loss,
 ■ Non-Conf,
 ■ S Site,
 ■ Home
 ■ A Away
 N Neutral

Utah Valley

Through Games Of Sunday, February 24, 2013

| | | | | | | | | | | |
|-------------------|----------|-----------|----------------|------------|-------------|---------------|------|------|-------|-----------|
| Average RPI Win: | 305 | WON-LOST | WINNING | LAST 12 | STRENGTH OF | OPP. STRENGTH | TEAM | ADJ. | CONF. | ADJ CONF. |
| Average RPI Loss: | 210 | RECORD | PCT. RANK | GAMES | SCHEDULE | OF SCHEDULE | RPI | RPI | RPI | RPI |
| DIV. I ONLY | 10- 14 | 210 | 7- 4 | 343 | 331 | 304 | 304 | 33 | 33 | |
| DIV. I NON-CONF. | 4- 13 | 295 | 1- 3 | 320 | 289 | 324 | 324 | 33 | 33 | |
| TOTALS | RPI 1-25 | RPI 26-50 | W-L RECORDS | RPI 51-100 | RPI 101-150 | RPI 150+ | | | | |
| 10- 14 | 0- 1 | 0- 0 | OVERALL | 0- 0 | 0- 4 | 10- 9 | | | | |
| 5- 3 | 0- 0 | 0- 0 | HOME | 0- 0 | 0- 0 | 5- 3 | | | | |
| 5- 11 | 0- 1 | 0- 0 | AWAY | 0- 0 | 0- 4 | 5- 6 | | | | |
| 0- 0 | 0- 0 | 0- 0 | NEUTRAL | 0- 0 | 0- 0 | 0- 0 | | | | |
| 4- 13 | 0- 1 | 0- 0 | NON-CONFERENCE | 0- 0 | 0- 4 | 4- 8 | | | | |
| 2- 3 | 0- 0 | 0- 0 | HOME | 0- 0 | 0- 0 | 2- 3 | | | | |
| 2- 10 | 0- 1 | 0- 0 | AWAY | 0- 0 | 0- 4 | 2- 5 | | | | |
| 0- 0 | 0- 0 | 0- 0 | NEUTRAL | 0- 0 | 0- 0 | 0- 0 | | | | |
| 6- 1 | 0- 0 | 0- 0 | CONFERENCE | 0- 0 | 0- 0 | 6- 1 | | | | |
| 3- 0 | 0- 0 | 0- 0 | HOME | 0- 0 | 0- 0 | 3- 0 | | | | |
| 3- 1 | 0- 0 | 0- 0 | AWAY | 0- 0 | 0- 0 | 3- 1 | | | | |
| 0- 0 | 0- 0 | 0- 0 | NEUTRAL | 0- 0 | 0- 0 | 0- 0 | | | | |

| RPI 1-25 | | | | RPI 26-50 | | | | RPI 51-100 | | | | RPI 101+ Team's RPI: 304 | | | |
|---------------------------|---|-------------------|-------|-----------|---|-------------------|-------|------------|---|-------------------|-------|--------------------------|---|-------------------|-------|
| RPI | S | Opponent | Score | RPI | S | Opponent | Score | RPI | S | Opponent | Score | RPI | S | Opponent | Score |
| 19 | A | Colorado | 45 81 | | | | | | | | | 135 | A | Idaho St. | 67 69 |
| | | | | | | | | | | | | 137 | A | Santa Clara | 67 80 |
| | | | | | | | | | | | | 148 | A | Tulsa | 53 80 |
| | | | | | | | | | | | | 149 | A | Sacramento St. | 62 74 |
| | | | | | | | | | | | | 153 | H | Utah St. | 78 62 |
| | | | | | | | | | | | | 177 | H | Long Beach St. | 69 77 |
| | | | | | | | | | | | | 225 | A | South Dakota | 48 72 |
| | | | | | | | | | | | | 244 | A | Southern Utah | 49 66 |
| | | | | | | | | | | | | 244 | H | Southern Utah | 66 71 |
| | | | | | | | | | | | | 276 | H | Boise St. | 63 80 |
| | | | | | | | | | | | | 277 | A | CSU Bakersfield | 65 67 |
| | | | | | | | | | | | | 278 | A | San Jose St. | 72 81 |
| | | | | | | | | | | | | 287 | A | Northern Ariz. | 62 44 |
| | | | | | | | | | | | | 292 | A | NJIT | 46 49 |
| | | | | | | | | | | | | 292 | H | NJIT | 64 47 |
| | | | | | | | | | | | | 318 | A | Tex.-Pan American | 51 50 |
| | | | | | | | | | | | | 318 | H | Tex.-Pan American | 71 66 |
| | | | | | | | | | | | | 326 | A | Air Force | 70 60 |
| | | | | | | | | | | | | 328 | H | Weber St. | 68 56 |
| | | | | | | | | | | | | 342 | A | Chicago St. | 63 55 |
| | | | | | | | | | | | | 342 | H | Chicago St. | 71 38 |
| | | | | | | | | | | | | 344 | A | Houston Baptist | 75 71 |
| | | | | | | | | | | | | 345 | A | New Orleans | 51 55 |
| LAST 12 Division I GAMES: | | | | | | | | | | | | | | | |
| 342 | A | Chicago St. | 63 55 | 277 | A | CSU Bakersfield | 65 67 | 342 | H | Chicago St. | 71 38 | 344 | A | Houston Baptist | 75 71 |
| 318 | A | Tex.-Pan American | 51 50 | 342 | H | Chicago St. | 71 38 | 318 | H | Tex.-Pan American | 71 66 | 345 | A | New Orleans | 51 55 |
| 345 | A | New Orleans | 51 55 | 318 | H | Tex.-Pan American | 71 66 | 326 | A | Air Force | 70 60 | | | | |
| 292 | H | NJIT | 64 47 | 326 | A | Air Force | 70 60 | 244 | A | Southern Utah | 49 66 | | | | |
| 344 | A | Houston Baptist | 75 71 | 244 | A | Southern Utah | 49 66 | 19 | A | Colorado | 45 81 | | | | |
| 292 | A | NJIT | 46 49 | | | | | | | | | | | | |

Non-Div I Games: Walla Walla 87 27 Carroll (MT) 65 53

Utah Valley

Loss, Non-Conf, S Site, H Home A Away N Neutral

| | | | | | | | | | | |
|-------------------|----------|-----------|----------------|------------|-------------|---------------|------|------|-------|-----------|
| Average RPI Win: | 257 | WON-LOST | WINNING | LAST 12 | STRENGTH OF | OPP. STRENGTH | TEAM | ADJ. | CONF. | ADJ CONF. |
| Average RPI Loss: | 121 | RECORD | PCT. RANK | GAMES | SCHEDULE | OF SCHEDULE | RPI | RPI | RPI | RPI |
| DIV. I ONLY | 10- 17 | 241 | 3- 9 | 167 | 164 | 229 | 229 | 9 | 9 | |
| DIV. I NON-CONF. | 7- 8 | 178 | 0- 0 | 250 | 306 | 224 | 224 | 8 | 8 | |
| TOTALS | RPI 1-25 | RPI 26-50 | W-L RECORDS | RPI 51-100 | RPI 101-150 | RPI 150+ | | | | |
| 10- 17 | 0- 1 | 0- 2 | OVERALL | 0- 6 | 1- 2 | 9- 6 | | | | |
| 5- 8 | 0- 1 | 0- 2 | HOME | 0- 3 | 0- 0 | 5- 2 | | | | |
| 5- 9 | 0- 0 | 0- 0 | AWAY | 0- 3 | 1- 2 | 4- 4 | | | | |
| 0- 0 | 0- 0 | 0- 0 | NEUTRAL | 0- 0 | 0- 0 | 0- 0 | | | | |
| 7- 8 | 0- 0 | 0- 0 | NON-CONFERENCE | 0- 4 | 0- 1 | 7- 3 | | | | |
| 4- 3 | 0- 0 | 0- 0 | HOME | 0- 3 | 0- 0 | 4- 0 | | | | |
| 3- 5 | 0- 0 | 0- 0 | AWAY | 0- 1 | 0- 1 | 3- 3 | | | | |
| 0- 0 | 0- 0 | 0- 0 | NEUTRAL | 0- 0 | 0- 0 | 0- 0 | | | | |
| 3- 9 | 0- 1 | 0- 2 | CONFERENCE | 0- 2 | 1- 1 | 2- 3 | | | | |
| 1- 5 | 0- 1 | 0- 2 | HOME | 0- 0 | 0- 0 | 1- 2 | | | | |
| 2- 4 | 0- 0 | 0- 0 | AWAY | 0- 2 | 1- 1 | 1- 1 | | | | |
| 0- 0 | 0- 0 | 0- 0 | NEUTRAL | 0- 0 | 0- 0 | 0- 0 | | | | |

| RPI | S | Opponent | Score | RPI | S | Opponent | Score | RPI | S | Opponent | Score | RPI | S | Opponent | Score | Team's RPI: 229 |
|---------------------------|---|-----------------|-------|-----|---|-------------------|-------|-----|---|----------------|-------|-----|---|-------------------|-------|-----------------|
| 13 | H | Dayton | 49 60 | 34 | H | Duquesne | 51 73 | 63 | H | Youngstown St. | 45 58 | 107 | A | Butler | 45 65 | |
| | | | | 46 | H | Saint Joseph's | 50 55 | 67 | H | Liberty | 63 76 | 117 | A | Old Dominion | 51 74 | |
| | | | | | | | | 72 | A | Fordham | 41 71 | 126 | A | Temple | 53 51 | |
| | | | | | | | | 78 | H | East Carolina | 56 67 | 160 | H | George Washington | 68 79 | |
| | | | | | | | | 86 | A | Ohio St. | 50 88 | 178 | A | Elon | 58 74 | |
| | | | | | | | | 98 | A | Richmond | 62 66 | 195 | H | La Salle | 69 50 | |
| | | | | | | | | | | | | 196 | H | Xavier | 54 65 | |
| | | | | | | | | | | | | 205 | A | Saint Louis | 46 60 | |
| | | | | | | | | | | | | 217 | A | St. Bonaventure | 64 51 | |
| | | | | | | | | | | | | 219 | A | Cleveland St. | 57 68 | |
| | | | | | | | | | | | | 253 | A | Coppin St. | 57 46 | |
| | | | | | | | | | | | | 275 | H | UMBC | 70 41 | |
| | | | | | | | | | | | | 286 | H | UMKC | 79 55 | |
| | | | | | | | | | | | | 288 | A | Florida A&M | 86 57 | |
| | | | | | | | | | | | | 292 | H | NJIT | 64 52 | |
| | | | | | | | | | | | | 321 | A | Maine | 74 58 | |
| | | | | | | | | | | | | 321 | H | Maine | 82 47 | |
| | | | | | | | | | | | | 322 | A | Manhattan | 63 68 | |
| LAST 12 Division I GAMES: | | | | | | | | | | | | | | | | |
| 196 | H | Xavier | 54 65 | 13 | H | Dayton | 49 60 | | | | | | | | | |
| 98 | A | Richmond | 62 66 | 107 | A | Butler | 45 65 | | | | | | | | | |
| 195 | H | La Salle | 69 50 | 34 | H | Duquesne | 51 73 | | | | | | | | | |
| 217 | A | St. Bonaventure | 64 51 | 160 | H | George Washington | 68 79 | | | | | | | | | |
| 46 | H | Saint Joseph's | 50 55 | 126 | A | Temple | 53 51 | | | | | | | | | |
| 72 | A | Fordham | 41 71 | 205 | A | Saint Louis | 46 60 | | | | | | | | | |

Non-Div I Games:

VCU

■ Loss,
 ■ Non-Conf,
 S Site,
 ■ Home
 ■ Away
 N Neutral

Valparaiso

Through Games Of Sunday, February 24, 2013

| Average RPI Win: | 209 | WON-LOST | WINNING | LAST 12 | STRENGTH OF | OPP. STRENGTH | TEAM | ADJ. | CONF. | ADJ CONF. |
|-------------------|----------|-----------|----------------|------------|-------------|---------------|------|------|-------|-----------|
| Average RPI Loss: | 145 | RECORD | PCT. RANK | GAMES | SCHEDULE | OF SCHEDULE | RPI | RPI | RPI | RPI |
| DIV. I ONLY | 8- 16 | 269 | 4- 8 | 126 | 151 | 228 | 228 | 12 | 12 | |
| DIV. I NON-CONF. | 4- 8 | 242 | 0- 0 | 122 | 139 | 199 | 199 | 12 | 12 | |
| TOTALS | RPI 1-25 | RPI 26-50 | W-L RECORDS | RPI 51-100 | RPI 101-150 | RPI 150+ | | | | |
| 8- 16 | 0- 2 | 0- 3 | OVERALL | 1- 0 | 0- 3 | 7- 8 | | | | |
| 6- 4 | 0- 0 | 0- 1 | HOME | 1- 0 | 0- 0 | 5- 3 | | | | |
| 2- 12 | 0- 2 | 0- 2 | AWAY | 0- 0 | 0- 3 | 2- 5 | | | | |
| 0- 0 | 0- 0 | 0- 0 | NEUTRAL | 0- 0 | 0- 0 | 0- 0 | | | | |
| 4- 8 | 0- 2 | 0- 1 | NON-CONFERENCE | 0- 0 | 0- 2 | 4- 3 | | | | |
| 3- 1 | 0- 0 | 0- 0 | HOME | 0- 0 | 0- 0 | 3- 1 | | | | |
| 1- 7 | 0- 2 | 0- 1 | AWAY | 0- 0 | 0- 2 | 1- 2 | | | | |
| 0- 0 | 0- 0 | 0- 0 | NEUTRAL | 0- 0 | 0- 0 | 0- 0 | | | | |
| 4- 8 | 0- 0 | 0- 2 | CONFERENCE | 1- 0 | 0- 1 | 3- 5 | | | | |
| 3- 3 | 0- 0 | 0- 1 | HOME | 1- 0 | 0- 0 | 2- 2 | | | | |
| 1- 5 | 0- 0 | 0- 1 | AWAY | 0- 0 | 0- 1 | 1- 3 | | | | |
| 0- 0 | 0- 0 | 0- 0 | NEUTRAL | 0- 0 | 0- 0 | 0- 0 | | | | |

| RPI | S | Opponent | Score | RPI | S | Opponent | Score | RPI | S | Opponent | Score | RPI | S | Opponent | Score | Team's RPI: 228 |
|---------------------------|---|----------------|-------|-----|---|----------------|-------|-----|---|----------------|-------|-----|---|----------------|-------|-----------------|
| 6 | A | Duke | 45 90 | 26 | A | Green Bay | 38 80 | 63 | H | Youngstown St. | 67 59 | 107 | A | Butler | 55 69 | |
| 21 | A | Louisville | 40 96 | 26 | H | Green Bay | 55 78 | | | | | 118 | A | Detroit | 61 70 | |
| | | | | 30 | A | Michigan | 32 73 | | | | | 127 | A | IUPUI | 69 75 | |
| | | | | | | | | | | | | 175 | H | Indiana | 64 52 | |
| | | | | | | | | | | | | 201 | H | Ball St. | 58 53 | |
| | | | | | | | | | | | | 205 | H | Saint Louis | 47 53 | |
| | | | | | | | | | | | | 207 | A | Wright St. | 66 67 | |
| | | | | | | | | | | | | 219 | H | Cleveland St. | 92 84 | |
| | | | | | | | | | | | | 220 | A | Loyola Chicago | 58 68 | |
| | | | | | | | | | | | | 220 | H | Loyola Chicago | 44 52 | |
| | | | | | | | | | | | | 222 | A | Milwaukee | 84 72 | |
| | | | | | | | | | | | | 222 | H | Milwaukee | 71 75 | |
| | | | | | | | | | | | | 246 | A | Western Ill. | 55 69 | |
| | | | | | | | | | | | | 249 | A | IPFW | 82 73 | |
| | | | | | | | | | | | | 260 | H | Northern Ill. | 54 49 | |
| | | | | | | | | | | | | 261 | A | Western Mich. | 69 70 | |
| | | | | | | | | | | | | 280 | A | Ill.-Chicago | 75 82 | |
| | | | | | | | | | | | | 280 | H | Ill.-Chicago | 88 62 | |
| LAST 12 Division I GAMES: | | | | | | | | | | | | | | | | |
| 26 | A | Green Bay | 38 80 | 207 | A | Wright St. | 66 67 | | | | | | | | | |
| 222 | H | Milwaukee | 71 75 | 26 | H | Green Bay | 55 78 | | | | | | | | | |
| 280 | H | Ill.-Chicago | 88 62 | 222 | A | Milwaukee | 84 72 | | | | | | | | | |
| 220 | A | Loyola Chicago | 58 68 | 280 | A | Ill.-Chicago | 75 82 | | | | | | | | | |
| 118 | A | Detroit | 61 70 | 220 | H | Loyola Chicago | 44 52 | | | | | | | | | |
| 219 | H | Cleveland St. | 92 84 | 63 | H | Youngstown St. | 67 59 | | | | | | | | | |

Non-Div I Games: Purdue-Calumet 76 59

Valparaiso

Loss, Non-Conf, S Site, H Home A Away N Neutral

| | | | | | | | | | | |
|----------------------|----------|-----------|-----------|----------------|-------------|---------------|-------------|----------|-------|-----------|
| Average RPI Win: 150 | | WON-LOST | WINNING | LAST 12 | STRENGTH OF | OPP. STRENGTH | TEAM | ADJ. | CONF. | ADJ CONF. |
| Average RPI Loss: 22 | | RECORD | PCT. RANK | GAMES | SCHEDULE | OF SCHEDULE | RPI | RPI | RPI | RPI |
| DIV. I ONLY | | 18- 9 | 79 | 6- 6 | 29 | 37 | 32 | 32 | 3 | 3 |
| DIV. I NON-CONF. | | 10- 3 | 50 | 0- 0 | 70 | 85 | 33 | 33 | 6 | 6 |
| TOTALS | RPI 1-25 | RPI 26-50 | | W-L RECORDS | | RPI 51-100 | RPI 101-150 | RPI 150+ | | |
| 18- 9 | 1- 7 | 1- 1 | | OVERALL | | 4- 1 | 3- 0 | 9- 0 | | |
| 11- 2 | 1- 2 | 0- 0 | | HOME | | 2- 0 | 2- 0 | 6- 0 | | |
| 7- 5 | 0- 4 | 1- 1 | | AWAY | | 2- 0 | 1- 0 | 3- 0 | | |
| 0- 2 | 0- 1 | 0- 0 | | NEUTRAL | | 0- 1 | 0- 0 | 0- 0 | | |
| 10- 3 | 0- 2 | 1- 0 | | NON-CONFERENCE | | 2- 1 | 2- 0 | 5- 0 | | |
| 6- 0 | 0- 0 | 0- 0 | | HOME | | 1- 0 | 1- 0 | 4- 0 | | |
| 4- 1 | 0- 1 | 1- 0 | | AWAY | | 1- 0 | 1- 0 | 1- 0 | | |
| 0- 2 | 0- 1 | 0- 0 | | NEUTRAL | | 0- 1 | 0- 0 | 0- 0 | | |
| 8- 6 | 1- 5 | 0- 1 | | CONFERENCE | | 2- 0 | 1- 0 | 4- 0 | | |
| 5- 2 | 1- 2 | 0- 0 | | HOME | | 1- 0 | 1- 0 | 2- 0 | | |
| 3- 4 | 0- 3 | 0- 1 | | AWAY | | 1- 0 | 0- 0 | 2- 0 | | |
| 0- 0 | 0- 0 | 0- 0 | | NEUTRAL | | 0- 0 | 0- 0 | 0- 0 | | |

| RPI 1-25 | | | | RPI 26-50 | | | | Team's RPI: 32 | | | | RPI 51-100 | | | | RPI 101+ | | | |
|---------------------------|---|----------------|-------|-----------|---|-----------|-------|----------------|---|----------------|-------|------------|---|---------------------|-------|----------|---|----------|-------|
| RPI | S | Opponent | Score | RPI | S | Opponent | Score | RPI | S | Opponent | Score | RPI | S | Opponent | Score | RPI | S | Opponent | Score |
| 7 | A | Tennessee | 64 83 | 33 | A | Oklahoma | 76 63 | 62 | H | Arkansas | 78 58 | 105 | H | Missouri | 62 46 | | | | |
| 7 | H | Tennessee | 75 83 | 41 | A | LSU | 51 54 | 69 | A | Florida | 68 57 | 119 | A | Southern California | 74 56 | | | | |
| 9 | H | Kentucky | 53 75 | | | | | 77 | N | Virginia | 66 73 | 133 | H | UAB | 69 54 | | | | |
| 11 | A | South Carolina | 48 64 | | | | | 89 | A | Western Ky. | 77 67 | 159 | H | McNeese St. | 82 71 | | | | |
| 12 | A | Texas A&M | 52 60 | | | | | 100 | H | Hartford | 67 45 | 165 | A | Alabama | 67 58 | | | | |
| 12 | H | Texas A&M | 61 51 | | | | | | | | | 174 | H | Col. of Charleston | 69 44 | | | | |
| 13 | A | Dayton | 66 71 | | | | | | | | | 184 | H | Tennessee Tech | 77 50 | | | | |
| 23 | N | Florida St. | 59 73 | | | | | | | | | 191 | H | Mississippi St. | 92 41 | | | | |
| | | | | | | | | | | | | 236 | A | Ole Miss | 76 57 | | | | |
| | | | | | | | | | | | | 236 | H | Ole Miss | 79 53 | | | | |
| | | | | | | | | | | | | 305 | H | Austin Peay | 67 36 | | | | |
| | | | | | | | | | | | | 330 | A | Lipscomb | 62 45 | | | | |
| LAST 12 Division I GAMES: | | | | | | | | | | | | | | | | | | | |
| | | | | 12 | H | Texas A&M | 61 51 | 12 | A | Texas A&M | 52 60 | | | | | | | | |
| | | | | 69 | A | Florida | 68 57 | 165 | A | Alabama | 67 58 | | | | | | | | |
| | | | | 7 | A | Tennessee | 64 83 | 7 | H | Tennessee | 75 83 | | | | | | | | |
| | | | | 105 | H | Missouri | 62 46 | 41 | A | LSU | 51 54 | | | | | | | | |
| | | | | 9 | H | Kentucky | 53 75 | 62 | H | Arkansas | 78 58 | | | | | | | | |
| | | | | 236 | H | Ole Miss | 79 53 | 11 | A | South Carolina | 48 64 | | | | | | | | |

Non-Div I Games:

Vanderbilt

■ Loss, ■ Non-Conf, S Site, H Home A Away N Neutral

| Average RPI Win: | 298 | WON-LOST | WINNING | LAST 12 | STRENGTH OF | OPP. STRENGTH | TEAM | ADJ. | CONF. | ADJ CONF. |
|-------------------|----------|-----------|----------------|------------|-------------|---------------|------|------|-------|-----------|
| Average RPI Loss: | 169 | RECORD | PCT. RANK | GAMES | SCHEDULE | OF SCHEDULE | RPI | RPI | RPI | RPI |
| DIV. I ONLY | 8- 19 | 289 | 4- 8 | 258 | 296 | 300 | 300 | 22 | 22 | |
| DIV. I NON-CONF. | 3- 10 | 296 | 0- 0 | 291 | 297 | 327 | 327 | 24 | 24 | |
| TOTALS | RPI 1-25 | RPI 26-50 | W-L RECORDS | RPI 51-100 | RPI 101-150 | RPI 150+ | | | | |
| 8- 19 | 0- 0 | 0- 2 | OVERALL | 0- 6 | 0- 1 | 8- 10 | | | | |
| 7- 4 | 0- 0 | 0- 0 | HOME | 0- 4 | 0- 0 | 7- 0 | | | | |
| 1- 15 | 0- 0 | 0- 2 | AWAY | 0- 2 | 0- 1 | 1- 10 | | | | |
| 0- 0 | 0- 0 | 0- 0 | NEUTRAL | 0- 0 | 0- 0 | 0- 0 | | | | |
| 3- 10 | 0- 0 | 0- 2 | NON-CONFERENCE | 0- 1 | 0- 1 | 3- 6 | | | | |
| 3- 1 | 0- 0 | 0- 0 | HOME | 0- 1 | 0- 0 | 3- 0 | | | | |
| 0- 9 | 0- 0 | 0- 2 | AWAY | 0- 0 | 0- 1 | 0- 6 | | | | |
| 0- 0 | 0- 0 | 0- 0 | NEUTRAL | 0- 0 | 0- 0 | 0- 0 | | | | |
| 5- 9 | 0- 0 | 0- 0 | CONFERENCE | 0- 5 | 0- 0 | 5- 4 | | | | |
| 4- 3 | 0- 0 | 0- 0 | HOME | 0- 3 | 0- 0 | 4- 0 | | | | |
| 1- 6 | 0- 0 | 0- 0 | AWAY | 0- 2 | 0- 0 | 1- 4 | | | | |
| 0- 0 | 0- 0 | 0- 0 | NEUTRAL | 0- 0 | 0- 0 | 0- 0 | | | | |

| RPI S | Opponent | Score | RPI S | Opponent | Score | RPI S | Opponent | Score | RPI S | Opponent | Score | Team's RPI: 300 |
|---------------------------|-----------------|-------|-------|---------------|-------|-------|---------------|-------|-------|---------------------|-------|-----------------|
| 39 | A Oklahoma St. | 30 83 | 47 | A Marist | 45 66 | 59 | A Boston U. | 30 58 | 131 | A Boston College | 43 80 | |
| | | | | | | 59 | H Boston U. | 47 56 | 179 | A Fairfield | 47 51 | |
| | | | | | | 75 | A Albany (NY) | 32 59 | 192 | A Providence | 76 92 | |
| | | | | | | 75 | H Albany (NY) | 52 68 | 211 | A Central Conn. St. | 41 67 | |
| | | | | | | 92 | H Drexel | 49 66 | 226 | A Stony Brook | 53 68 | |
| | | | | | | 100 | H Hartford | 51 60 | 226 | H Stony Brook | 46 43 | |
| | | | | | | | | | 268 | A New Hampshire | 45 67 | |
| | | | | | | | | | 268 | H New Hampshire | 63 60 | |
| | | | | | | | | | 272 | A Canisius | 55 56 | |
| | | | | | | | | | 275 | A UMBC | 55 71 | |
| | | | | | | | | | 275 | H UMBC | 63 60 | |
| | | | | | | | | | 282 | A North Florida | 61 64 | |
| | | | | | | | | | 298 | H Brown | 66 56 | |
| | | | | | | | | | 309 | A Binghamton | 61 56 | |
| | | | | | | | | | 311 | A Jacksonville | 67 78 | |
| | | | | | | | | | 321 | A Maine | 63 73 | |
| | | | | | | | | | 321 | H Maine | 61 53 | |
| | | | | | | | | | 340 | H Columbia | 46 40 | |
| | | | | | | | | | 344 | H Houston Baptist | 59 48 | |
| LAST 12 Division I GAMES: | | | | | | | | | | | | |
| 75 | H Albany (NY) | 52 68 | 100 | H Hartford | 51 60 | | | | | | | |
| 321 | A Maine | 63 73 | 75 | A Albany (NY) | 32 59 | | | | | | | |
| 226 | H Stony Brook | 46 43 | 321 | H Maine | 61 53 | | | | | | | |
| 59 | H Boston U. | 47 56 | 226 | A Stony Brook | 53 68 | | | | | | | |
| 275 | A UMBC | 55 71 | 309 | A Binghamton | 61 56 | | | | | | | |
| 268 | A New Hampshire | 45 67 | 275 | H UMBC | 63 60 | | | | | | | |

Non-Div I Games:

Vermont

| | | | | | | | | | | | |
|----------------------|------|----------|-----------|----------------|-------------|------|---------------|-------------|------|----------|-----------|
| Average RPI Win: 125 | | WON-LOST | WINNING | LAST 12 | STRENGTH OF | | OPP. STRENGTH | TEAM | ADJ. | CONF. | ADJ CONF. |
| Average RPI Loss: 56 | | RECORD | PCT. RANK | GAMES | SCHEDULE | | OF SCHEDULE | RPI | RPI | RPI | RPI |
| DIV. I ONLY | | 18- 8 | 66 | 6- 6 | 20 | | 46 | 22 | 22 | 4 | 4 |
| DIV. I NON-CONF. | | 11- 2 | 23 | 1- 0 | 26 | | 74 | 9 | 9 | 3 | 3 |
| TOTALS | | RPI 1-25 | RPI 26-50 | | W-L RECORDS | | RPI 51-100 | RPI 101-150 | | RPI 150+ | |
| 18- 8 | 0- 4 | 5- 0 | | OVERALL | | 4- 3 | 1- 0 | | 8- 1 | | |
| 7- 3 | 0- 2 | 3- 0 | | HOME | | 1- 1 | 1- 0 | | 2- 0 | | |
| 8- 4 | 0- 1 | 2- 0 | | AWAY | | 0- 2 | 0- 0 | | 6- 1 | | |
| 3- 1 | 0- 1 | 0- 0 | | NEUTRAL | | 3- 0 | 0- 0 | | 0- 0 | | |
| 11- 2 | 0- 1 | 2- 0 | | NON-CONFERENCE | | 3- 1 | 1- 0 | | 5- 0 | | |
| 4- 0 | 0- 0 | 1- 0 | | HOME | | 0- 0 | 1- 0 | | 2- 0 | | |
| 4- 1 | 0- 0 | 1- 0 | | AWAY | | 0- 1 | 0- 0 | | 3- 0 | | |
| 3- 1 | 0- 1 | 0- 0 | | NEUTRAL | | 3- 0 | 0- 0 | | 0- 0 | | |
| 7- 6 | 0- 3 | 3- 0 | | CONFERENCE | | 1- 2 | 0- 0 | | 3- 1 | | |
| 3- 3 | 0- 2 | 2- 0 | | HOME | | 1- 1 | 0- 0 | | 0- 0 | | |
| 4- 3 | 0- 1 | 1- 0 | | AWAY | | 0- 1 | 0- 0 | | 3- 1 | | |
| 0- 0 | 0- 0 | 0- 0 | | NEUTRAL | | 0- 0 | 0- 0 | | 0- 0 | | |

| RPI | S | Opponent | Score | RPI | S | Opponent | Score | RPI | S | Opponent | Score | RPI | S | Opponent | Score |
|---------------------------|---|-------------|-------|-----|---|----------------|-------|-----|---|------------------|-------|-----|---|------------|-------|
| 2 | A | Connecticut | 43 76 | 27 | H | DePaul | 65 45 | 58 | H | South Fla. | 52 49 | 126 | H | Temple | 55 44 |
| 4 | H | Notre Dame | 52 59 | 28 | H | Princeton | 61 54 | 61 | H | Marquette | 56 60 | 169 | A | Cincinnati | 54 51 |
| 20 | N | Delaware | 45 59 | 37 | H | Syracuse | 64 59 | 64 | A | Rutgers | 50 58 | 186 | A | Penn | 48 44 |
| 21 | H | Louisville | 49 55 | 46 | A | Saint Joseph's | 55 51 | 65 | N | South Dakota St. | 71 47 | 192 | A | Providence | 60 65 |
| | | | | 50 | A | Georgetown | 57 44 | 81 | A | Minnesota | 60 75 | 195 | H | La Salle | 49 44 |
| | | | | | | | | 85 | N | Montana | 74 49 | 202 | H | Lehigh | 66 49 |
| | | | | | | | | 96 | N | Bowling Green | 53 42 | 206 | A | Seton Hall | 63 34 |
| | | | | | | | | | | | | 208 | A | Lafayette | 73 34 |
| | | | | | | | | | | | | 223 | A | Dartmouth | 60 37 |
| | | | | | | | | | | | | 235 | A | Pittsburgh | 68 52 |
| LAST 12 Division I GAMES: | | | | | | | | | | | | | | | |
| 21 | H | Louisville | 49 55 | 2 | A | Connecticut | 43 76 | 37 | H | Syracuse | 64 59 | 192 | A | Providence | 60 65 |
| 50 | A | Georgetown | 57 44 | 58 | H | South Fla. | 52 49 | 186 | A | Penn | 48 44 | 235 | A | Pittsburgh | 68 52 |
| 206 | A | Seton Hall | 63 34 | 61 | H | Marquette | 56 60 | | | | | | | | |
| 61 | H | Marquette | 56 60 | 4 | H | Notre Dame | 52 59 | | | | | | | | |
| 4 | H | Notre Dame | 52 59 | 64 | A | Rutgers | 50 58 | | | | | | | | |

Non-Div I Games:

Villanova

■ Loss,
 ■ Non-Conf,
 ■ S Site,
 ■ H Home
 ■ A Away
 N Neutral

| | | | | | | | | | | | |
|----------------------|------|----------|-----------|----------------|-------------|------|---------------|-------------|------|----------|-----------|
| Average RPI Win: 143 | | WON-LOST | WINNING | LAST 12 | STRENGTH OF | | OPP. STRENGTH | TEAM | ADJ. | CONF. | ADJ CONF. |
| Average RPI Loss: 65 | | RECORD | PCT. RANK | GAMES | SCHEDULE | | OF SCHEDULE | RPI | RPI | RPI | RPI |
| DIV. I ONLY | | 15- 11 | 124 | 6- 6 | 78 | | 24 | 77 | 77 | 5 | 5 |
| DIV. I NON-CONF. | | 8- 3 | 61 | 0- 0 | 123 | | 71 | 72 | 72 | 4 | 4 |
| TOTALS | | RPI 1-25 | RPI 26-50 | | W-L RECORDS | | RPI 51-100 | RPI 101-150 | | RPI 150+ | |
| 15- 11 | 0- 4 | 1- 2 | | OVERALL | | 4- 2 | 4- 1 | | 6- 2 | | |
| 9- 4 | 0- 2 | 0- 1 | | HOME | | 2- 1 | 3- 0 | | 4- 0 | | |
| 5- 6 | 0- 2 | 0- 0 | | AWAY | | 2- 1 | 1- 1 | | 2- 2 | | |
| 1- 1 | 0- 0 | 1- 1 | | NEUTRAL | | 0- 0 | 0- 0 | | 0- 0 | | |
| 8- 3 | 0- 0 | 1- 2 | | NON-CONFERENCE | | 2- 0 | 0- 0 | | 5- 1 | | |
| 5- 1 | 0- 0 | 0- 1 | | HOME | | 1- 0 | 0- 0 | | 4- 0 | | |
| 2- 1 | 0- 0 | 0- 0 | | AWAY | | 1- 0 | 0- 0 | | 1- 1 | | |
| 1- 1 | 0- 0 | 1- 1 | | NEUTRAL | | 0- 0 | 0- 0 | | 0- 0 | | |
| 7- 8 | 0- 4 | 0- 0 | | CONFERENCE | | 2- 2 | 4- 1 | | 1- 1 | | |
| 4- 3 | 0- 2 | 0- 0 | | HOME | | 1- 1 | 3- 0 | | 0- 0 | | |
| 3- 5 | 0- 2 | 0- 0 | | AWAY | | 1- 1 | 1- 1 | | 1- 1 | | |
| 0- 0 | 0- 0 | 0- 0 | | NEUTRAL | | 0- 0 | 0- 0 | | 0- 0 | | |

| RPI S | Opponent | Score | RPI S | Opponent | Score | RPI S | Opponent | Score | RPI S | Opponent | Score |
|---------------------------|------------------|-------|-------|----------------------|-------|-------|-----------------|-------|-------|----------------------|-------|
| 6 | H Duke | 41 62 | 32 | N Vanderbilt | 73 66 | 54 | A Miami (FL) | 52 58 | 120 | H North Carolina St. | 78 59 |
| 10 | A Maryland | 55 79 | 37 | N Syracuse | 73 74 | 54 | H Miami (FL) | 62 52 | 124 | A Virginia Tech | 50 47 |
| 10 | H Maryland | 44 73 | 42 | H West Virginia | 47 54 | 76 | A Georgia Tech | 62 51 | 124 | H Virginia Tech | 52 48 |
| 18 | A North Carolina | 60 71 | | | | 76 | H Georgia Tech | 62 65 | 131 | A Boston College | 49 61 |
| | | | | | | 81 | A Minnesota | 90 68 | 131 | H Boston College | 69 57 |
| | | | | | | 82 | H James Madison | 78 57 | 165 | A Alabama | 70 73 |
| | | | | | | | | | 166 | A Clemson | 62 64 |
| | | | | | | | | | 168 | A Wake Forest | 69 64 |
| | | | | | | | | | 186 | A Penn | 68 65 |
| | | | | | | | | | 192 | H Providence | 61 42 |
| | | | | | | | | | 196 | H Xavier | 54 45 |
| | | | | | | | | | 253 | H Coppin St. | 54 44 |
| | | | | | | | | | 332 | H Norfolk St. | 66 23 |
| LAST 12 Division I GAMES: | | | | | | | | | | | |
| 166 | A Clemson | 62 64 | 168 | A Wake Forest | 69 64 | | | | | | |
| 10 | H Maryland | 44 73 | 131 | H Boston College | 69 57 | | | | | | |
| 131 | A Boston College | 49 61 | 54 | H Miami (FL) | 62 52 | | | | | | |
| 124 | A Virginia Tech | 50 47 | 18 | A North Carolina | 60 71 | | | | | | |
| 6 | H Duke | 41 62 | 120 | H North Carolina St. | 78 59 | | | | | | |
| 76 | H Georgia Tech | 62 65 | 76 | A Georgia Tech | 62 51 | | | | | | |

Non-Div I Games:

Virginia

■ Loss,
 ■ Non-Conf,
 ■ S Site,
 ■ H Home
 ■ A Away
 N Neutral

| | | | | | | | | | | |
|-------------------|----------|-----------|----------------|------------|-------------|---------------|------|------|-------|-----------|
| Average RPI Win: | 123 | WON-LOST | WINNING | LAST 12 | STRENGTH OF | OPP. STRENGTH | TEAM | ADJ. | CONF. | ADJ CONF. |
| Average RPI Loss: | 65 | RECORD | PCT. RANK | GAMES | SCHEDULE | OF SCHEDULE | RPI | RPI | RPI | RPI |
| DIV. I ONLY | 9- 18 | 269 | 2- 10 | 6 | 57 | 124 | 124 | 5 | 5 | |
| DIV. I NON-CONF. | 6- 5 | 146 | 0- 0 | 5 | 155 | 82 | 82 | 4 | 4 | |
| TOTALS | RPI 1-25 | RPI 26-50 | W-L RECORDS | RPI 51-100 | RPI 101-150 | RPI 150+ | | | | |
| 9- 18 | 1- 7 | 0- 1 | OVERALL | 2- 5 | 3- 3 | 3- 2 | | | | |
| 8- 9 | 1- 4 | 0- 0 | HOME | 1- 2 | 3- 2 | 3- 1 | | | | |
| 1- 9 | 0- 3 | 0- 1 | AWAY | 1- 3 | 0- 1 | 0- 1 | | | | |
| 0- 0 | 0- 0 | 0- 0 | NEUTRAL | 0- 0 | 0- 0 | 0- 0 | | | | |
| 6- 5 | 0- 1 | 0- 1 | NON-CONFERENCE | 1- 2 | 3- 1 | 2- 0 | | | | |
| 6- 3 | 0- 1 | 0- 0 | HOME | 1- 1 | 3- 1 | 2- 0 | | | | |
| 0- 2 | 0- 0 | 0- 1 | AWAY | 0- 1 | 0- 0 | 0- 0 | | | | |
| 0- 0 | 0- 0 | 0- 0 | NEUTRAL | 0- 0 | 0- 0 | 0- 0 | | | | |
| 3- 13 | 1- 6 | 0- 0 | CONFERENCE | 1- 3 | 0- 2 | 1- 2 | | | | |
| 2- 6 | 1- 3 | 0- 0 | HOME | 0- 1 | 0- 1 | 1- 1 | | | | |
| 1- 7 | 0- 3 | 0- 0 | AWAY | 1- 2 | 0- 1 | 0- 1 | | | | |
| 0- 0 | 0- 0 | 0- 0 | NEUTRAL | 0- 0 | 0- 0 | 0- 0 | | | | |

| RPI 1-25 | | | | RPI 26-50 | | | | RPI 51-100 | | | | RPI 101+ Team's RPI: 124 | | | |
|---------------------------|---|----------------|-------|-----------|---|--------------------|-------|------------|---|--------------|-------|--------------------------|---|--------------------|-------|
| RPI | S | Opponent | Score | RPI | S | Opponent | Score | RPI | S | Opponent | Score | RPI | S | Opponent | Score |
| 5 | H | Penn St. | 41 60 | 29 | A | Michigan St. | 29 57 | 51 | H | FGCU | 56 63 | 103 | H | Appalachian St. | 71 68 |
| 6 | A | Duke | 26 58 | | | | | 54 | A | Miami (FL) | 42 68 | 113 | H | Wisconsin | 47 38 |
| 6 | H | Duke | 33 77 | | | | | 76 | A | Georgia Tech | 63 61 | 117 | H | Old Dominion | 35 55 |
| 10 | H | Maryland | 45 74 | | | | | 77 | A | Virginia | 48 52 | 120 | A | North Carolina St. | 39 58 |
| 18 | A | North Carolina | 45 48 | | | | | 77 | H | Virginia | 47 50 | 131 | H | Boston College | 46 53 |
| 18 | H | North Carolina | 50 72 | | | | | 88 | H | Hampton | 55 45 | 140 | H | N.C. A&T | 58 39 |
| 23 | A | Florida St. | 56 70 | | | | | 98 | A | Richmond | 51 65 | 160 | H | George Washington | 50 31 |
| 23 | H | Florida St. | 71 52 | | | | | | | | | 166 | A | Clemson | 46 51 |
| | | | | | | | | | | | | 166 | H | Clemson | 37 47 |
| | | | | | | | | | | | | 168 | H | Wake Forest | 73 52 |
| | | | | | | | | | | | | 238 | H | Longwood | 73 58 |
| LAST 12 Division I GAMES: | | | | | | | | | | | | | | | |
| 23 | H | Florida St. | 71 52 | 54 | A | Miami (FL) | 42 68 | | | | | | | | |
| 18 | H | North Carolina | 50 72 | 166 | H | Clemson | 37 47 | | | | | | | | |
| 166 | A | Clemson | 46 51 | 23 | A | Florida St. | 56 70 | | | | | | | | |
| 6 | H | Duke | 33 77 | 120 | A | North Carolina St. | 39 58 | | | | | | | | |
| 77 | H | Virginia | 47 50 | 6 | A | Duke | 26 58 | | | | | | | | |
| 76 | A | Georgia Tech | 63 61 | 10 | H | Maryland | 45 74 | | | | | | | | |

Non-Div I Games:

Virginia Tech

■ Loss,
 ■ Non-Conf,
 ■ S Site,
 ■ H Home
 ■ A Away
 N Neutral

| | | | | | | | | | |
|------------------------------|----------|-----------|----------------|-------------|---------------|----------|------|-------|-----------|
| Average RPI Win: 332 | WON-LOST | WINNING | LAST 12 | STRENGTH OF | OPP. STRENGTH | TEAM | ADJ. | CONF. | ADJ CONF. |
| Average RPI Loss: 198 | RECORD | PCT. RANK | GAMES | SCHEDULE | OF SCHEDULE | RPI | RPI | RPI | RPI |
| DIV. I ONLY | 2- 24 | 340 | 1- 11 | 234 | 317 | 333 | 333 | 24 | 24 |
| DIV. I NON-CONF. | 1- 10 | 325 | 0- 0 | 158 | 314 | 306 | 306 | 22 | 22 |
| TOTALS | RPI 1-25 | RPI 26-50 | W-L RECORDS | RPI 51-100 | RPI 101-150 | RPI 150+ | | | |
| 2- 24 | 0- 1 | 0- 2 | OVERALL | 0- 0 | 0- 2 | 2- 19 | | | |
| 0- 11 | 0- 0 | 0- 1 | HOME | 0- 0 | 0- 1 | 0- 9 | | | |
| 2- 9 | 0- 0 | 0- 0 | AWAY | 0- 0 | 0- 0 | 2- 0 | | | |
| 0- 4 | 0- 0 | 0- 0 | NEUTRAL | 0- 0 | 0- 0 | 0- 4 | | | |
| 1- 10 | 0- 1 | 0- 1 | NON-CONFERENCE | 0- 0 | 0- 0 | 1- 8 | | | |
| 0- 2 | 0- 0 | 0- 0 | HOME | 0- 0 | 0- 0 | 0- 2 | | | |
| 1- 4 | 0- 1 | 0- 1 | AWAY | 0- 0 | 0- 0 | 1- 2 | | | |
| 0- 4 | 0- 0 | 0- 0 | NEUTRAL | 0- 0 | 0- 0 | 0- 4 | | | |
| 1- 14 | 0- 0 | 0- 1 | CONFERENCE | 0- 0 | 0- 2 | 1- 11 | | | |
| 0- 9 | 0- 0 | 0- 1 | HOME | 0- 0 | 0- 1 | 0- 7 | | | |
| 1- 5 | 0- 0 | 0- 0 | AWAY | 0- 0 | 0- 1 | 1- 4 | | | |
| 0- 0 | 0- 0 | 0- 0 | NEUTRAL | 0- 0 | 0- 0 | 0- 0 | | | |

| RPI 1-25 | | | | RPI 26-50 | | | | RPI 51-100 | | | | RPI 101+ Team's RPI: 333 | | | |
|---------------------------|---|------------|---------------|-----------|---|-------------------|--------------|------------|---|--------------------|--------------|--------------------------|---|----------------------|--------------|
| RPI | S | Opponent | Score | RPI | S | Opponent | Score | RPI | S | Opponent | Score | RPI | S | Opponent | Score |
| 21 | A | Louisville | 32 106 | 37 | A | Syracuse | 28 66 | | | | | 106 | H | Sacred Heart | 47 76 |
| | | | | 44 | H | Quinnipiac | 56 74 | | | | | 130 | A | Saint Francis (PA) | 43 80 |
| | | | | | | | | | | | | 161 | H | Army | 62 65 |
| | | | | | | | | | | | | 164 | H | Iona | 64 74 |
| | | | | | | | | | | | | 179 | N | Fairfield | 44 81 |
| | | | | | | | | | | | | 190 | H | Monmouth | 64 81 |
| | | | | | | | | | | | | 202 | N | Lehigh | 53 78 |
| | | | | | | | | | | | | 208 | N | Lafayette | 45 64 |
| | | | | | | | | | | | | 211 | A | Central Conn. St. | 53 82 |
| | | | | | | | | | | | | 211 | H | Central Conn. St. | 54 65 |
| | | | | | | | | | | | | 233 | A | Mt. St. Mary's | 58 73 |
| | | | | | | | | | | | | 233 | H | Mt. St. Mary's | 42 54 |
| | | | | | | | | | | | | 235 | A | Pittsburgh | 39 65 |
| | | | | | | | | | | | | 250 | H | St. Francis Brooklyn | 66 72 |
| | | | | | | | | | | | | 251 | H | Fairleigh Dickinson | 59 68 |
| | | | | | | | | | | | | 267 | A | Robert Morris | 39 57 |
| | | | | | | | | | | | | 268 | A | New Hampshire | 54 77 |
| | | | | | | | | | | | | 273 | A | Bryant | 47 65 |
| | | | | | | | | | | | | 273 | H | Bryant | 53 71 |
| | | | | | | | | | | | | 275 | N | UMBC | 43 48 |
| LAST 12 Division I GAMES: | | | | | | | | | | | | | | | |
| | | | | 324 | H | LIU Brooklyn | 41 61 | | | | | 324 | A | LIU Brooklyn | 74 70 |
| | | | | 211 | H | Central Conn. St. | 54 65 | | | | | 324 | H | LIU Brooklyn | 41 61 |
| | | | | 273 | H | Bryant | 53 71 | | | | | 340 | A | Columbia | 61 47 |
| | | | | 233 | H | Mt. St. Mary's | 42 54 | | | | | | | | |
| | | | | 267 | A | Robert Morris | 39 57 | | | | | | | | |
| | | | | 106 | H | Sacred Heart | 47 76 | | | | | | | | |
| | | | | | | | | 44 | H | Quinnipiac | 56 74 | | | | |
| | | | | | | | | 233 | A | Mt. St. Mary's | 58 73 | | | | |
| | | | | | | | | 130 | A | Saint Francis (PA) | 43 80 | | | | |
| | | | | | | | | 273 | A | Bryant | 47 65 | | | | |
| | | | | | | | | 211 | A | Central Conn. St. | 53 82 | | | | |
| | | | | | | | | 324 | A | LIU Brooklyn | 74 70 | | | | |

Non-Div I Games:

Wagner

■ Loss,
 ■ Non-Conf, S Site,
 ■ Home
 ■ Away
 N Neutral

| | | | | | | | | | | |
|----------------------|------|----------|-----------|----------------|-------------|---------------|----------|------|-------|-----------|
| Average RPI Win: 202 | | WON-LOST | WINNING | LAST 12 | STRENGTH OF | OPP. STRENGTH | TEAM | ADJ. | CONF. | ADJ CONF. |
| Average RPI Loss: 56 | | RECORD | PCT. RANK | GAMES | SCHEDULE | OF SCHEDULE | RPI | RPI | RPI | RPI |
| DIV. I ONLY | | 11- 16 | 217 | 2- 10 | 73 | 31 | 168 | 168 | 5 | 5 |
| DIV. I NON-CONF. | | 7- 5 | 130 | 0- 0 | 151 | 64 | 154 | 154 | 4 | 4 |
| TOTALS | | RPI 1-25 | RPI 26-50 | W-L RECORDS | RPI 51-100 | RPI 101-150 | RPI 150+ | | | |
| 11- 16 | 1- 6 | | 0- 2 | OVERALL | 0- 5 | 3- 2 | 7- 1 | | | |
| 9- 6 | 0- 2 | | 0- 0 | HOME | 0- 3 | 2- 0 | 7- 1 | | | |
| 2- 7 | 1- 2 | | 0- 1 | AWAY | 0- 2 | 1- 2 | 0- 0 | | | |
| 0- 3 | 0- 2 | | 0- 1 | NEUTRAL | 0- 0 | 0- 0 | 0- 0 | | | |
| 7- 5 | 0- 2 | | 0- 2 | NON-CONFERENCE | 0- 1 | 0- 0 | 7- 0 | | | |
| 7- 0 | 0- 0 | | 0- 0 | HOME | 0- 0 | 0- 0 | 7- 0 | | | |
| 0- 2 | 0- 0 | | 0- 1 | AWAY | 0- 1 | 0- 0 | 0- 0 | | | |
| 0- 3 | 0- 2 | | 0- 1 | NEUTRAL | 0- 0 | 0- 0 | 0- 0 | | | |
| 4- 11 | 1- 4 | | 0- 0 | CONFERENCE | 0- 4 | 3- 2 | 0- 1 | | | |
| 2- 6 | 0- 2 | | 0- 0 | HOME | 0- 3 | 2- 0 | 0- 1 | | | |
| 2- 5 | 1- 2 | | 0- 0 | AWAY | 0- 1 | 1- 2 | 0- 0 | | | |
| 0- 0 | 0- 0 | | 0- 0 | NEUTRAL | 0- 0 | 0- 0 | 0- 0 | | | |

| RPI 1-25 | | | | RPI 26-50 | | | | RPI 51-100 | | | | RPI 101+ | | | | Team's RPI: 168 | |
|---------------------------|---|----------------|-------|-----------|---|--------------------|-------|------------|---|----------------|-------|----------|---|--------------------|-------|-----------------|--|
| RPI | S | Opponent | Score | RPI | S | Opponent | Score | RPI | S | Opponent | Score | RPI | S | Opponent | Score | | |
| 2 | N | Connecticut | 34 95 | 47 | N | Marist | 66 81 | 54 | H | Miami (FL) | 78 79 | 120 | A | North Carolina St. | 55 64 | | |
| 6 | A | Duke | 70 81 | 49 | A | Kansas | 58 64 | 55 | A | Illinois | 82 95 | 120 | H | North Carolina St. | 69 56 | | |
| 6 | H | Duke | 44 73 | | | | | 76 | A | Georgia Tech | 82 89 | 124 | A | Virginia Tech | 52 73 | | |
| 10 | H | Maryland | 63 73 | | | | | 76 | H | Georgia Tech | 64 82 | 131 | A | Boston College | 92 87 | | |
| 16 | N | Purdue | 53 67 | | | | | 77 | H | Virginia | 64 69 | 131 | H | Boston College | 61 59 | | |
| 18 | A | North Carolina | 56 76 | | | | | | | | | 166 | H | Clemson | 64 74 | | |
| 23 | A | Florida St. | 80 72 | | | | | | | | | 173 | H | Campbell | 84 68 | | |
| | | | | | | | | | | | | 206 | H | Seton Hall | 64 63 | | |
| | | | | | | | | | | | | 253 | H | Coppin St. | 82 75 | | |
| | | | | | | | | | | | | 269 | H | Nevada | 77 54 | | |
| | | | | | | | | | | | | 288 | H | Florida A&M | 80 60 | | |
| | | | | | | | | | | | | 297 | H | UNC Wilmington | 60 59 | | |
| | | | | | | | | | | | | 327 | H | Charleston So. | 77 57 | | |
| LAST 12 Division I GAMES: | | | | | | | | | | | | | | | | | |
| | | | | 76 | H | Georgia Tech | 64 82 | 76 | A | Georgia Tech | 82 89 | | | | | | |
| | | | | 6 | A | Duke | 70 81 | 77 | H | Virginia | 64 69 | | | | | | |
| | | | | 18 | A | North Carolina | 56 76 | 54 | H | Miami (FL) | 78 79 | | | | | | |
| | | | | 131 | H | Boston College | 61 59 | 131 | A | Boston College | 92 87 | | | | | | |
| | | | | 10 | H | Maryland | 63 73 | 166 | H | Clemson | 64 74 | | | | | | |
| | | | | 120 | A | North Carolina St. | 55 64 | 6 | H | Duke | 44 73 | | | | | | |

Non-Div I Games:

Wake Forest

Loss, Non-Conf, S Site, H Home A Away N Neutral

| | | | | | | | | | | | |
|----------------------|----------|-----------|-----------|----------------|-------------|------------|---------------|-------------|------|----------|-----------|
| Average RPI Win: 158 | | WON-LOST | WINNING | LAST 12 | STRENGTH OF | | OPP. STRENGTH | TEAM | ADJ. | CONF. | ADJ CONF. |
| Average RPI Loss: 85 | | RECORD | PCT. RANK | GAMES | SCHEDULE | | OF SCHEDULE | RPI | RPI | RPI | RPI |
| DIV. I ONLY | | 19- 8 | 62 | 9- 3 | 224 | | 32 | 72 | 72 | 6 | 6 |
| DIV. I NON-CONF. | | 8- 3 | 61 | 0- 0 | 162 | | 41 | 67 | 67 | 5 | 5 |
| <hr/> | | | | | | | | | | | |
| TOTALS | RPI 1-25 | RPI 26-50 | | W-L RECORDS | | RPI 51-100 | | RPI 101-150 | | RPI 150+ | |
| 19- 8 | 0- 3 | 2- 0 | | OVERALL | | 0- 2 | | 7- 1 | | 10- 2 | |
| 10- 2 | 0- 1 | 2- 0 | | HOME | | 0- 0 | | 3- 0 | | 5- 1 | |
| 9- 6 | 0- 2 | 0- 0 | | AWAY | | 0- 2 | | 4- 1 | | 5- 1 | |
| 0- 0 | 0- 0 | 0- 0 | | NEUTRAL | | 0- 0 | | 0- 0 | | 0- 0 | |
| | | | | | | | | | | | |
| 8- 3 | 0- 0 | 2- 0 | | NON-CONFERENCE | | 0- 1 | | 2- 0 | | 4- 2 | |
| 4- 1 | 0- 0 | 2- 0 | | HOME | | 0- 0 | | 0- 0 | | 2- 1 | |
| 4- 2 | 0- 0 | 0- 0 | | AWAY | | 0- 1 | | 2- 0 | | 2- 1 | |
| 0- 0 | 0- 0 | 0- 0 | | NEUTRAL | | 0- 0 | | 0- 0 | | 0- 0 | |
| | | | | | | | | | | | |
| 11- 5 | 0- 3 | 0- 0 | | CONFERENCE | | 0- 1 | | 5- 1 | | 6- 0 | |
| 6- 1 | 0- 1 | 0- 0 | | HOME | | 0- 0 | | 3- 0 | | 3- 0 | |
| 5- 4 | 0- 2 | 0- 0 | | AWAY | | 0- 1 | | 2- 1 | | 3- 0 | |
| 0- 0 | 0- 0 | 0- 0 | | NEUTRAL | | 0- 0 | | 0- 0 | | 0- 0 | |

| RPI | S | Opponent | Score | RPI | S | Opponent | Score | RPI | S | Opponent | Score | RPI | S | Opponent | Score |
|---------------------------|---|---------------------|-------|-----|---|-----------------|-------|-----|---|--------------|-------|-----|---|---------------------|-------|
| 17 | A | UCLA | 68 85 | 36 | H | St. Mary's (CA) | 70 68 | 76 | A | Georgia Tech | 44 52 | 109 | A | Arizona St. | 74 61 |
| 17 | H | UCLA | 61 65 | 38 | H | San Diego St. | 59 58 | 93 | A | Utah | 48 60 | 109 | H | Arizona St. | 77 74 |
| 19 | A | Colorado | 61 68 | | | | | | | | | 113 | A | Wisconsin | 60 55 |
| | | | | | | | | | | | | 119 | A | Southern California | 72 81 |
| | | | | | | | | | | | | 119 | H | Southern California | 61 58 |
| | | | | | | | | | | | | 138 | A | Arizona | 74 65 |
| | | | | | | | | | | | | 138 | H | Arizona | 76 65 |
| | | | | | | | | | | | | 145 | A | Seattle | 77 75 |
| | | | | | | | | | | | | 158 | H | UC Santa Barbara | 46 54 |
| | | | | | | | | | | | | 167 | A | Washington St. | 79 72 |
| | | | | | | | | | | | | 167 | H | Washington St. | 60 53 |
| | | | | | | | | | | | | 170 | H | Idaho | 62 48 |
| | | | | | | | | | | | | 177 | A | Long Beach St. | 62 71 |
| | | | | | | | | | | | | 185 | A | Oregon St. | 49 44 |
| | | | | | | | | | | | | 185 | H | Oregon St. | 81 77 |
| | | | | | | | | | | | | 212 | A | UC Davis | 81 56 |
| | | | | | | | | | | | | 224 | A | Portland | 64 44 |
| | | | | | | | | | | | | 245 | A | Oregon | 97 71 |
| | | | | | | | | | | | | 245 | H | Oregon | 66 53 |
| | | | | | | | | | | | | 263 | H | Pepperdine | 70 51 |
| LAST 12 Division I GAMES: | | | | | | | | | | | | | | | |
| 19 | A | Colorado | 61 68 | 109 | A | Arizona St. | 74 61 | | | | | | | | |
| 93 | A | Utah | 48 60 | 138 | A | Arizona | 74 65 | | | | | | | | |
| 185 | A | Oregon St. | 49 44 | 245 | H | Oregon | 66 53 | | | | | | | | |
| 245 | A | Oregon | 97 71 | 185 | H | Oregon St. | 81 77 | | | | | | | | |
| 119 | H | Southern California | 61 58 | 167 | A | Washington St. | 79 72 | | | | | | | | |
| 17 | H | UCLA | 61 65 | 167 | H | Washington St. | 60 53 | | | | | | | | |

Non-Div I Games:

Washington

| | | | | | | | | | | |
|-------------------|---------------|------------|----------------|------------|-------------|---------------|------------|----------|----------|-----------|
| Average RPI Win: | 123 | WON-LOST | WINNING | LAST 12 | STRENGTH OF | OPP. STRENGTH | TEAM | ADJ. | CONF. | ADJ CONF. |
| Average RPI Loss: | 98 | RECORD | PCT. RANK | GAMES | SCHEDULE | OF SCHEDULE | RPI | RPI | RPI | RPI |
| DIV. I ONLY | 10- 17 | 241 | 5- 7 | 89 | 52 | 167 | 167 | 6 | 6 | |
| DIV. I NON-CONF. | 4- 7 | 231 | 0- 0 | 12 | 72 | 96 | 96 | 5 | 5 | |
| TOTALS | RPI 1-25 | RPI 26-50 | W-L RECORDS | RPI 51-100 | RPI 101-150 | RPI 150+ | | | | |
| 10- 17 | 0- 4 | 1- 1 | OVERALL | 2- 6 | 4- 3 | 3- 3 | | | | |
| 6- 5 | 0- 1 | 0- 0 | HOME | 2- 1 | 2- 2 | 2- 1 | | | | |
| 4- 11 | 0- 3 | 1- 1 | AWAY | 0- 4 | 2- 1 | 1- 2 | | | | |
| 0- 1 | 0- 0 | 0- 0 | NEUTRAL | 0- 1 | 0- 0 | 0- 0 | | | | |
| 4- 7 | 0- 1 | 1- 1 | NON-CONFERENCE | 2- 3 | 0- 1 | 1- 1 | | | | |
| 3- 1 | 0- 0 | 0- 0 | HOME | 2- 0 | 0- 1 | 1- 0 | | | | |
| 1- 5 | 0- 1 | 1- 1 | AWAY | 0- 2 | 0- 0 | 0- 1 | | | | |
| 0- 1 | 0- 0 | 0- 0 | NEUTRAL | 0- 1 | 0- 0 | 0- 0 | | | | |
| 6- 10 | 0- 3 | 0- 0 | CONFERENCE | 0- 3 | 4- 2 | 2- 2 | | | | |
| 3- 4 | 0- 1 | 0- 0 | HOME | 0- 1 | 2- 1 | 1- 1 | | | | |
| 3- 6 | 0- 2 | 0- 0 | AWAY | 0- 2 | 2- 1 | 1- 1 | | | | |
| 0- 0 | 0- 0 | 0- 0 | NEUTRAL | 0- 0 | 0- 0 | 0- 0 | | | | |

| RPI 1-25 | | | | RPI 26-50 | | | | RPI 51-100 | | | | RPI 101+ Team's RPI: 167 | | | |
|---------------------------|---|------------|--------------|-----------|---|---------------------|--------------|------------|---|------------------|--------------|--------------------------|---|---------------------|--------------|
| RPI | S | Opponent | Score | RPI | S | Opponent | Score | RPI | S | Opponent | Score | RPI | S | Opponent | Score |
| 17 | A | UCLA | 52 78 | 37 | A | Syracuse | 51 64 | 65 | N | South Dakota St. | 56 65 | 109 | A | Arizona St. | 54 43 |
| 17 | H | UCLA | 65 80 | 45 | A | Gonzaga | 57 51 | 66 | H | BYU | 67 52 | 109 | H | Arizona St. | 77 65 |
| 19 | A | Colorado | 45 59 | | | | | 72 | A | Washington | 53 60 | 113 | H | Wisconsin | 44 52 |
| 21 | A | Louisville | 39 75 | | | | | 72 | H | Washington | 72 79 | 119 | A | Southern California | 59 61 |
| | | | | | | | | 81 | A | Minnesota | 83 87 | 119 | H | Southern California | 57 54 |
| | | | | | | | | 86 | H | Ohio St. | 62 55 | 138 | A | Arizona | 60 50 |
| | | | | | | | | 93 | A | Utah | 47 59 | 138 | H | Arizona | 65 71 |
| | | | | | | | | 97 | A | Fresno St. | 59 82 | 185 | A | Oregon St. | 51 49 |
| | | | | | | | | | | | | 185 | H | Oregon St. | 76 73 |
| | | | | | | | | | | | | 190 | H | Monmouth | 79 69 |
| | | | | | | | | | | | | 215 | A | UC Riverside | 65 71 |
| | | | | | | | | | | | | 245 | A | Oregon | 60 65 |
| | | | | | | | | | | | | 245 | H | Oregon | 68 70 |
| LAST 12 Division I GAMES: | | | | | | | | | | | | | | | |
| | | | | 93 | A | Utah | 47 59 | 138 | A | Arizona | 60 50 | | | | |
| | | | | 19 | A | Colorado | 45 59 | 109 | A | Arizona St. | 54 43 | | | | |
| | | | | 245 | A | Oregon | 60 65 | 185 | H | Oregon St. | 76 73 | | | | |
| | | | | 185 | A | Oregon St. | 51 49 | 245 | H | Oregon | 68 70 | | | | |
| | | | | 17 | H | UCLA | 65 80 | 72 | H | Washington | 72 79 | | | | |
| | | | | 119 | H | Southern California | 57 54 | 72 | A | Washington | 53 60 | | | | |

Non-Div I Games:

Washington St.

■ Loss,
 ■ Non-Conf,
 ■ S Site,
 ■ H Home
 ■ A Away
 N Neutral

| | | | | | | | | | | |
|-------------------|----------|-----------|----------------|------------|-------------|---------------|------|------|-------|-----------|
| Average RPI Win: | 0 | WON-LOST | WINNING | LAST 12 | STRENGTH OF | OPP. STRENGTH | TEAM | ADJ. | CONF. | ADJ CONF. |
| Average RPI Loss: | 158 | RECORD | PCT. RANK | GAMES | SCHEDULE | OF SCHEDULE | RPI | RPI | RPI | RPI |
| DIV. I ONLY | 0- 25 | 344 | 0- 12 | 98 | 243 | 328 | 328 | 16 | 16 | |
| DIV. I NON-CONF. | 0- 9 | 337 | 0- 0 | 61 | 286 | 302 | 302 | 14 | 14 | |
| TOTALS | RPI 1-25 | RPI 26-50 | W-L RECORDS | RPI 51-100 | RPI 101-150 | RPI 150+ | | | | |
| 0- 25 | 0- 0 | 0- 1 | OVERALL | 0- 6 | 0- 8 | 0- 10 | | | | |
| 0- 11 | 0- 0 | 0- 0 | HOME | 0- 3 | 0- 3 | 0- 5 | | | | |
| 0- 14 | 0- 0 | 0- 1 | AWAY | 0- 3 | 0- 5 | 0- 5 | | | | |
| 0- 0 | 0- 0 | 0- 0 | NEUTRAL | 0- 0 | 0- 0 | 0- 0 | | | | |
| 0- 9 | 0- 0 | 0- 1 | NON-CONFERENCE | 0- 3 | 0- 1 | 0- 4 | | | | |
| 0- 3 | 0- 0 | 0- 0 | HOME | 0- 1 | 0- 0 | 0- 2 | | | | |
| 0- 6 | 0- 0 | 0- 1 | AWAY | 0- 2 | 0- 1 | 0- 2 | | | | |
| 0- 0 | 0- 0 | 0- 0 | NEUTRAL | 0- 0 | 0- 0 | 0- 0 | | | | |
| 0- 16 | 0- 0 | 0- 0 | CONFERENCE | 0- 3 | 0- 7 | 0- 6 | | | | |
| 0- 8 | 0- 0 | 0- 0 | HOME | 0- 2 | 0- 3 | 0- 3 | | | | |
| 0- 8 | 0- 0 | 0- 0 | AWAY | 0- 1 | 0- 4 | 0- 3 | | | | |
| 0- 0 | 0- 0 | 0- 0 | NEUTRAL | 0- 0 | 0- 0 | 0- 0 | | | | |

| RPI 1-25 | | | RPI 26-50 | | | RPI 51-100 | | | RPI 101+ | | | Team's RPI: 328 |
|---------------------------|---|----------------|-----------|-----|---|----------------|--------|-----|----------|----------------|--------|-----------------|
| RPI | S | Opponent | Score | RPI | S | Opponent | Score | RPI | S | Opponent | Score | |
| 39 | A | Oklahoma St. | 49 101 | 66 | A | BYU | 55 80 | 101 | A | Northern Colo. | 48 69 | |
| | | | | 74 | A | Wyoming | 62 77 | 101 | H | Northern Colo. | 47 65 | |
| | | | | 85 | A | Montana | 43 90 | 135 | A | Idaho St. | 37 68 | |
| | | | | 85 | H | Montana | 53 61 | 135 | H | Idaho St. | 45 69 | |
| | | | | 93 | H | Utah | 47 73 | 138 | A | Arizona | 49 81 | |
| | | | | 99 | H | Eastern Wash. | 60 88 | 139 | A | Montana St. | 65 69 | |
| | | | | | | | | 139 | H | Montana St. | 37 67 | |
| | | | | | | | | 149 | A | Sacramento St. | 60 103 | |
| | | | | | | | | 161 | H | Army | 58 77 | |
| | | | | | | | | 194 | A | New Mexico | 44 67 | |
| | | | | | | | | 209 | H | Portland St. | 60 74 | |
| | | | | | | | | 231 | A | North Dakota | 49 73 | |
| | | | | | | | | 231 | H | North Dakota | 51 56 | |
| | | | | | | | | 244 | A | Southern Utah | 54 72 | |
| | | | | | | | | 244 | H | Southern Utah | 61 74 | |
| | | | | | | | | 276 | H | Boise St. | 56 70 | |
| | | | | | | | | 287 | A | Northern Ariz. | 55 76 | |
| | | | | | | | | 304 | A | Utah Valley | 56 68 | |
| LAST 12 Division I GAMES: | | | | | | | | | | | | |
| 135 | A | Idaho St. | 37 68 | 85 | H | Montana | 53 61 | | | | | |
| 139 | A | Montana St. | 65 69 | 139 | H | Montana St. | 37 67 | | | | | |
| 85 | A | Montana | 43 90 | 149 | A | Sacramento St. | 60 103 | | | | | |
| 244 | A | Southern Utah | 54 72 | 287 | A | Northern Ariz. | 55 76 | | | | | |
| 101 | H | Northern Colo. | 47 65 | 135 | H | Idaho St. | 45 69 | | | | | |
| 231 | H | North Dakota | 51 56 | 244 | H | Southern Utah | 61 74 | | | | | |

Non-Div I Games:

Weber St.

West Virginia

Through Games Of Sunday, February 24, 2013

| | | | | | | | | | | |
|-------------------|----------|-----------|----------------|------------|-------------|---------------|------|------|-------|-----------|
| Average RPI Win: | 124 | WON-LOST | WINNING | LAST 12 | STRENGTH OF | OPP. STRENGTH | TEAM | ADJ. | CONF. | ADJ CONF. |
| Average RPI Loss: | 32 | RECORD | PCT. RANK | GAMES | SCHEDULE | OF SCHEDULE | RPI | RPI | RPI | RPI |
| DIV. I ONLY | 16- 10 | 102 | 7- 5 | 17 | 12 | 42 | 42 | 1 | 1 | |
| DIV. I NON-CONF. | 8- 3 | 61 | 0- 0 | 73 | 49 | 61 | 61 | 1 | 1 | |
| TOTALS | RPI 1-25 | RPI 26-50 | W-L RECORDS | RPI 51-100 | RPI 101-150 | RPI 150+ | | | | |
| 16- 10 | 1- 2 | 3- 8 | OVERALL | 4- 0 | 2- 0 | 6- 0 | | | | |
| 8- 5 | 0- 1 | 1- 4 | HOME | 1- 0 | 2- 0 | 4- 0 | | | | |
| 7- 3 | 1- 1 | 2- 2 | AWAY | 3- 0 | 0- 0 | 1- 0 | | | | |
| 1- 2 | 0- 0 | 0- 2 | NEUTRAL | 0- 0 | 0- 0 | 1- 0 | | | | |
| 8- 3 | 0- 0 | 0- 3 | NON-CONFERENCE | 3- 0 | 1- 0 | 4- 0 | | | | |
| 5- 1 | 0- 0 | 0- 1 | HOME | 1- 0 | 1- 0 | 3- 0 | | | | |
| 2- 0 | 0- 0 | 0- 0 | AWAY | 2- 0 | 0- 0 | 0- 0 | | | | |
| 1- 2 | 0- 0 | 0- 2 | NEUTRAL | 0- 0 | 0- 0 | 1- 0 | | | | |
| 8- 7 | 1- 2 | 3- 5 | CONFERENCE | 1- 0 | 1- 0 | 2- 0 | | | | |
| 3- 4 | 0- 1 | 1- 3 | HOME | 0- 0 | 1- 0 | 1- 0 | | | | |
| 5- 3 | 1- 1 | 2- 2 | AWAY | 1- 0 | 0- 0 | 1- 0 | | | | |
| 0- 0 | 0- 0 | 0- 0 | NEUTRAL | 0- 0 | 0- 0 | 0- 0 | | | | |

| RPI 1-25 | | | | RPI 26-50 | | | | Team's RPI: 42 | RPI 51-100 | | | | RPI 101+ | | | |
|---------------------------|---|--------------|-------|-----------|---|--------------|-------|----------------|------------|---|----------------|-------|----------|---|-----------------|-------|
| RPI | S | Opponent | Score | RPI | S | Opponent | Score | | RPI | S | Opponent | Score | RPI | S | Opponent | Score |
| 1 | A | Baylor | 58 76 | 31 | A | Texas Tech | 63 76 | | 59 | A | Boston U. | 60 57 | 103 | H | Appalachian St. | 72 67 |
| 25 | A | Iowa St. | 68 66 | 31 | H | Texas Tech | 73 77 | | 63 | H | Youngstown St. | 90 57 | 108 | H | Texas | 53 49 |
| 25 | H | Iowa St. | 49 53 | 33 | A | Oklahoma | 68 71 | | 71 | A | Kansas St. | 66 52 | 171 | A | TCU | 66 56 |
| | | | | 33 | H | Oklahoma | 82 63 | | 77 | A | Virginia | 54 47 | 171 | H | TCU | 58 50 |
| | | | | 34 | H | Duquesne | 54 62 | | | | | | 217 | H | St. Bonaventure | 67 47 |
| | | | | 35 | N | Iowa | 70 79 | | | | | | 232 | N | Marshall | 64 48 |
| | | | | 39 | A | Oklahoma St. | 67 61 | | | | | | 262 | H | USC Upstate | 75 45 |
| | | | | 39 | H | Oklahoma St. | 54 64 | | | | | | 297 | H | UNC Wilmington | 76 47 |
| | | | | 41 | N | LSU | 63 71 | | | | | | | | | |
| | | | | 49 | A | Kansas | 72 56 | | | | | | | | | |
| | | | | 49 | H | Kansas | 59 60 | | | | | | | | | |
| LAST 12 Division I GAMES: | | | | | | | | | | | | | | | | |
| 171 | A | TCU | 66 56 | 39 | A | Oklahoma St. | 67 61 | | | | | | | | | |
| 25 | A | Iowa St. | 68 66 | 25 | H | Iowa St. | 49 53 | | | | | | | | | |
| 39 | H | Oklahoma St. | 54 64 | 31 | H | Texas Tech | 73 77 | | | | | | | | | |
| 49 | A | Kansas | 72 56 | 1 | A | Baylor | 58 76 | | | | | | | | | |
| 31 | A | Texas Tech | 63 76 | 171 | H | TCU | 58 50 | | | | | | | | | |
| 33 | H | Oklahoma | 82 63 | 71 | A | Kansas St. | 66 52 | | | | | | | | | |

Non-Div I Games:

West Virginia

■ Loss,
■ Non-Conf,
■ S Site,
■ H Home
■ A Away
N Neutral

| | | | | | | | | | | |
|-------------------|----------|-----------|----------------|------------|-------------|---------------|------|------|-------|-----------|
| Average RPI Win: | 306 | WON-LOST | WINNING | LAST 12 | STRENGTH OF | OPP. STRENGTH | TEAM | ADJ. | CONF. | ADJ CONF. |
| Average RPI Loss: | 184 | RECORD | PCT. RANK | GAMES | SCHEDULE | OF SCHEDULE | RPI | RPI | RPI | RPI |
| DIV. I ONLY | 7- 19 | 300 | 3- 9 | 289 | 307 | 316 | 316 | 21 | 21 | |
| DIV. I NON-CONF. | 2- 7 | 301 | 0- 0 | 328 | 315 | 333 | 333 | 25 | 25 | |
| TOTALS | RPI 1-25 | RPI 26-50 | W-L RECORDS | RPI 51-100 | RPI 101-150 | RPI 150+ | | | | |
| 7- 19 | 0- 1 | 0- 0 | OVERALL | 0- 3 | 0- 2 | 7- 13 | | | | |
| 4- 9 | 0- 0 | 0- 0 | HOME | 0- 2 | 0- 1 | 4- 6 | | | | |
| 3- 10 | 0- 1 | 0- 0 | AWAY | 0- 1 | 0- 1 | 3- 7 | | | | |
| 0- 0 | 0- 0 | 0- 0 | NEUTRAL | 0- 0 | 0- 0 | 0- 0 | | | | |
| 2- 7 | 0- 1 | 0- 0 | NON-CONFERENCE | 0- 0 | 0- 0 | 2- 6 | | | | |
| 1- 3 | 0- 0 | 0- 0 | HOME | 0- 0 | 0- 0 | 1- 3 | | | | |
| 1- 4 | 0- 1 | 0- 0 | AWAY | 0- 0 | 0- 0 | 1- 3 | | | | |
| 0- 0 | 0- 0 | 0- 0 | NEUTRAL | 0- 0 | 0- 0 | 0- 0 | | | | |
| 5- 12 | 0- 0 | 0- 0 | CONFERENCE | 0- 3 | 0- 2 | 5- 7 | | | | |
| 3- 6 | 0- 0 | 0- 0 | HOME | 0- 2 | 0- 1 | 3- 3 | | | | |
| 2- 6 | 0- 0 | 0- 0 | AWAY | 0- 1 | 0- 1 | 2- 4 | | | | |
| 0- 0 | 0- 0 | 0- 0 | NEUTRAL | 0- 0 | 0- 0 | 0- 0 | | | | |

| RPI 1-25 | | | | RPI 26-50 | | | | RPI 51-100 | | | | RPI 101+ Team's RPI: 316 | | | |
|---------------------------|---|-----------------|-------|-----------|---|--------------------|-------|------------|---|-------------|-------|--------------------------|---|--------------------|-------|
| RPI | S | Opponent | Score | RPI | S | Opponent | Score | RPI | S | Opponent | Score | RPI | S | Opponent | Score |
| 11 | A | South Carolina | 44 66 | | | | | 56 | A | Chattanooga | 39 81 | 103 | A | Appalachian St. | 46 77 |
| | | | | | | | | 56 | H | Chattanooga | 43 70 | 103 | H | Appalachian St. | 32 63 |
| | | | | | | | | 87 | H | Davidson | 56 65 | 173 | H | Campbell | 40 55 |
| | | | | | | | | | | | | 174 | A | Col. of Charleston | 47 70 |
| | | | | | | | | | | | | 178 | A | Elon | 51 60 |
| | | | | | | | | | | | | 178 | H | Elon | 48 64 |
| | | | | | | | | | | | | 184 | H | Tennessee Tech | 56 61 |
| | | | | | | | | | | | | 199 | A | Furman | 88 83 |
| | | | | | | | | | | | | 199 | H | Furman | 45 46 |
| | | | | | | | | | | | | 242 | A | Georgia St. | 45 64 |
| | | | | | | | | | | | | 255 | H | Samford | 38 47 |
| | | | | | | | | | | | | 262 | H | USC Upstate | 48 51 |
| | | | | | | | | | | | | 285 | A | Coastal Caro. | 42 56 |
| | | | | | | | | | | | | 308 | A | Ga. Southern | 50 52 |
| | | | | | | | | | | | | 308 | H | Ga. Southern | 63 52 |
| | | | | | | | | | | | | 317 | A | UNC Greensboro | 60 49 |
| | | | | | | | | | | | | 317 | H | UNC Greensboro | 47 44 |
| | | | | | | | | | | | | 320 | A | Wofford | 50 54 |
| | | | | | | | | | | | | 320 | H | Wofford | 54 40 |
| | | | | | | | | | | | | 327 | A | Charleston So. | 61 69 |
| | | | | | | | | | | | | 338 | H | N.C. Central | 67 55 |
| | | | | | | | | | | | | 341 | A | UNC Asheville | 58 45 |
| LAST 12 Division I GAMES: | | | | | | | | | | | | | | | |
| 56 | A | Chattanooga | 39 81 | 317 | A | UNC Greensboro | 60 49 | | | | | | | | |
| 103 | H | Appalachian St. | 32 63 | 87 | H | Davidson | 56 65 | | | | | | | | |
| 308 | H | Ga. Southern | 63 52 | 174 | A | Col. of Charleston | 47 70 | | | | | | | | |
| 320 | A | Wofford | 50 54 | 199 | A | Furman | 88 83 | | | | | | | | |
| 199 | H | Furman | 45 46 | 56 | H | Chattanooga | 43 70 | | | | | | | | |
| 178 | A | Elon | 51 60 | 255 | H | Samford | 38 47 | | | | | | | | |

Non-Div I Games:

Western Caro.

■ Loss,
 ■ Non-Conf, S Site,
 ■ Home
 ■ Away
 N Neutral

| Average RPI Win: | 241 | WON-LOST | WINNING | LAST 12 | STRENGTH OF | OPP. STRENGTH | TEAM | ADJ. | CONF. | ADJ CONF. |
|-------------------|----------|-----------|----------------|------------|-------------|---------------|------|------|-------|-----------|
| Average RPI Loss: | 184 | RECORD | PCT. RANK | GAMES | SCHEDULE | OF SCHEDULE | RPI | RPI | RPI | RPI |
| DIV. I ONLY | 10- 15 | 226 | 4- 8 | 261 | 265 | 246 | 246 | 23 | 23 | |
| DIV. I NON-CONF. | 6- 7 | 183 | 1- 2 | 255 | 295 | 210 | 210 | 21 | 21 | |
| TOTALS | RPI 1-25 | RPI 26-50 | W-L RECORDS | RPI 51-100 | RPI 101-150 | RPI 150+ | | | | |
| 10- 15 | 0- 1 | 0- 0 | OVERALL | 0- 2 | 1- 3 | 9- 9 | | | | |
| 6- 4 | 0- 0 | 0- 0 | HOME | 0- 1 | 1- 1 | 5- 2 | | | | |
| 4- 11 | 0- 1 | 0- 0 | AWAY | 0- 1 | 0- 2 | 4- 7 | | | | |
| 0- 0 | 0- 0 | 0- 0 | NEUTRAL | 0- 0 | 0- 0 | 0- 0 | | | | |
| 6- 7 | 0- 1 | 0- 0 | NON-CONFERENCE | 0- 0 | 1- 1 | 5- 5 | | | | |
| 5- 0 | 0- 0 | 0- 0 | HOME | 0- 0 | 1- 0 | 4- 0 | | | | |
| 1- 7 | 0- 1 | 0- 0 | AWAY | 0- 0 | 0- 1 | 1- 5 | | | | |
| 0- 0 | 0- 0 | 0- 0 | NEUTRAL | 0- 0 | 0- 0 | 0- 0 | | | | |
| 4- 8 | 0- 0 | 0- 0 | CONFERENCE | 0- 2 | 0- 2 | 4- 4 | | | | |
| 1- 4 | 0- 0 | 0- 0 | HOME | 0- 1 | 0- 1 | 1- 2 | | | | |
| 3- 4 | 0- 0 | 0- 0 | AWAY | 0- 1 | 0- 1 | 3- 2 | | | | |
| 0- 0 | 0- 0 | 0- 0 | NEUTRAL | 0- 0 | 0- 0 | 0- 0 | | | | |

| RPI 1-25 | | | | RPI 26-50 | | | | RPI 51-100 | | | | RPI 101+ Team's RPI: 246 | | | |
|---------------------------|---|------------------|-------|-----------|---|------------------|-------|------------|---|------------------|-------|--------------------------|---|-------------------|-------|
| RPI | S | Opponent | Score | RPI | S | Opponent | Score | RPI | S | Opponent | Score | RPI | S | Opponent | Score |
| 25 | A | Iowa St. | 65 84 | | | | | 65 | A | South Dakota St. | 51 86 | 102 | H | Eastern Ill. | 70 68 |
| | | | | | | | | 65 | H | South Dakota St. | 52 61 | 105 | A | Missouri | 61 70 |
| | | | | | | | | | | | | 127 | A | IUPUI | 36 55 |
| | | | | | | | | | | | | 127 | H | IUPUI | 55 61 |
| | | | | | | | | | | | | 172 | H | Bradley | 92 81 |
| | | | | | | | | | | | | 200 | A | SIU Edwardsville | 58 68 |
| | | | | | | | | | | | | 205 | A | Saint Louis | 44 55 |
| | | | | | | | | | | | | 220 | A | Loyola Chicago | 65 61 |
| | | | | | | | | | | | | 225 | A | South Dakota | 67 71 |
| | | | | | | | | | | | | 225 | H | South Dakota | 60 63 |
| | | | | | | | | | | | | 228 | H | Valparaiso | 69 55 |
| | | | | | | | | | | | | 234 | A | Neb. Omaha | 55 63 |
| | | | | | | | | | | | | 234 | H | Neb. Omaha | 71 44 |
| | | | | | | | | | | | | 249 | A | IPFW | 49 80 |
| | | | | | | | | | | | | 266 | A | North Dakota St. | 85 83 |
| | | | | | | | | | | | | 266 | H | North Dakota St. | 55 50 |
| | | | | | | | | | | | | 281 | A | Southeast Mo. St. | 47 56 |
| | | | | | | | | | | | | 286 | A | UMKC | 63 38 |
| | | | | | | | | | | | | 286 | H | UMKC | 50 51 |
| | | | | | | | | | | | | 294 | A | Oakland | 81 73 |
| | | | | | | | | | | | | 342 | A | Chicago St. | 54 56 |
| | | | | | | | | | | | | 342 | H | Chicago St. | 87 52 |
| LAST 12 Division I GAMES: | | | | | | | | | | | | | | | |
| 225 | A | South Dakota | 67 71 | 342 | A | Chicago St. | 54 56 | | | | | | | | |
| 286 | A | UMKC | 63 38 | 286 | H | UMKC | 50 51 | | | | | | | | |
| 65 | H | South Dakota St. | 52 61 | 225 | H | South Dakota | 60 63 | | | | | | | | |
| 266 | H | North Dakota St. | 55 50 | 266 | A | North Dakota St. | 85 83 | | | | | | | | |
| 234 | A | Neb. Omaha | 55 63 | 65 | A | South Dakota St. | 51 86 | | | | | | | | |
| 127 | H | IUPUI | 55 61 | 234 | H | Neb. Omaha | 71 44 | | | | | | | | |

Non-Div I Games: Clarke 85 35 William Woods 70 53







Western Ill.

| | | | | | | | | | |
|------------------------------|----------|-----------|----------------|-------------|---------------|----------|------|-------|-----------|
| Average RPI Win: 227 | WON-LOST | WINNING | LAST 12 | STRENGTH OF | OPP. STRENGTH | TEAM | ADJ. | CONF. | ADJ CONF. |
| Average RPI Loss: 104 | RECORD | PCT. RANK | GAMES | SCHEDULE | OF SCHEDULE | RPI | RPI | RPI | RPI |
| DIV. I ONLY | 20- 7 | 46 | 8- 4 | 228 | 171 | 89 | 89 | 13 | 13 |
| DIV. I NON-CONF. | 7- 2 | 48 | 0- 0 | 248 | 278 | 115 | 115 | 13 | 13 |
| TOTALS | RPI 1-25 | RPI 26-50 | W-L RECORDS | RPI 51-100 | RPI 101-150 | RPI 150+ | | | |
| 20- 7 | 0- 0 | 0- 1 | OVERALL | 2- 2 | 1- 3 | 17- 1 | | | |
| 9- 3 | 0- 0 | 0- 1 | HOME | 1- 1 | 1- 1 | 7- 0 | | | |
| 10- 4 | 0- 0 | 0- 0 | AWAY | 1- 1 | 0- 2 | 9- 1 | | | |
| 1- 0 | 0- 0 | 0- 0 | NEUTRAL | 0- 0 | 0- 0 | 1- 0 | | | |
| 7- 2 | 0- 0 | 0- 1 | NON-CONFERENCE | 0- 1 | 0- 0 | 7- 0 | | | |
| 2- 2 | 0- 0 | 0- 1 | HOME | 0- 1 | 0- 0 | 2- 0 | | | |
| 4- 0 | 0- 0 | 0- 0 | AWAY | 0- 0 | 0- 0 | 4- 0 | | | |
| 1- 0 | 0- 0 | 0- 0 | NEUTRAL | 0- 0 | 0- 0 | 1- 0 | | | |
| 13- 5 | 0- 0 | 0- 0 | CONFERENCE | 2- 1 | 1- 3 | 10- 1 | | | |
| 7- 1 | 0- 0 | 0- 0 | HOME | 1- 0 | 1- 1 | 5- 0 | | | |
| 6- 4 | 0- 0 | 0- 0 | AWAY | 1- 1 | 0- 2 | 5- 1 | | | |
| 0- 0 | 0- 0 | 0- 0 | NEUTRAL | 0- 0 | 0- 0 | 0- 0 | | | |

| RPI 1-25 | | | | RPI 26-50 | | | | RPI 51-100 | | | | Team's RPI: 89 | | | | RPI 101+ | | | |
|---------------------------|---|----------|-------|-----------|---|---------------|-------|------------|---|----------|-------|----------------|---|---------------|-------|----------|---|-------------------|-------|
| RPI | S | Opponent | Score | RPI | S | Opponent | Score | RPI | S | Opponent | Score | RPI | S | Opponent | Score | RPI | S | Opponent | Score |
| | | | | 32 | H | Vanderbilt | 67 77 | | | | | 52 | A | Middle Tenn. | 57 79 | 104 | A | FIU | 53 72 |
| | | | | | | | | | | | | 68 | A | UALR | 78 69 | 104 | H | FIU | 62 56 |
| | | | | | | | | | | | | 68 | H | UALR | 70 61 | 144 | A | Arkansas St. | 58 63 |
| | | | | | | | | | | | | 70 | H | Illinois St. | 68 83 | 144 | H | Arkansas St. | 74 78 |
| | | | | | | | | | | | | | | | | 176 | H | Northern Ky. | 65 53 |
| | | | | | | | | | | | | | | | | 181 | A | South Ala. | 46 56 |
| | | | | | | | | | | | | | | | | 198 | A | Fla. Atlantic | 64 61 |
| | | | | | | | | | | | | | | | | 198 | H | Fla. Atlantic | 86 68 |
| | | | | | | | | | | | | | | | | 207 | A | Wright St. | 84 67 |
| | | | | | | | | | | | | | | | | 214 | A | North Texas | 76 62 |
| | | | | | | | | | | | | | | | | 214 | H | North Texas | 82 80 |
| | | | | | | | | | | | | | | | | 221 | A | Murray St. | 80 69 |
| | | | | | | | | | | | | | | | | 239 | A | La.-Monroe | 65 57 |
| | | | | | | | | | | | | | | | | 239 | H | La.-Monroe | 65 63 |
| | | | | | | | | | | | | | | | | 281 | H | Southeast Mo. St. | 60 46 |
| | | | | | | | | | | | | | | | | 283 | A | La.-Lafayette | 77 58 |
| | | | | | | | | | | | | | | | | 283 | H | La.-Lafayette | 75 64 |
| | | | | | | | | | | | | | | | | 288 | N | Florida A&M | 71 57 |
| | | | | | | | | | | | | | | | | 303 | A | Morehead St. | 62 38 |
| | | | | | | | | | | | | | | | | 306 | A | Troy | 84 81 |
| | | | | | | | | | | | | | | | | 306 | H | Troy | 98 80 |
| | | | | | | | | | | | | | | | | 337 | A | Kent St. | 59 53 |
| LAST 12 Division I GAMES: | | | | | | | | | | | | | | | | | | | |
| | | | | 283 | A | La.-Lafayette | 77 58 | | | | | 306 | H | Troy | 98 80 | | | | |
| | | | | 239 | H | La.-Monroe | 65 63 | | | | | 52 | A | Middle Tenn. | 57 79 | | | | |
| | | | | 104 | A | FIU | 53 72 | | | | | 181 | A | South Ala. | 46 56 | | | | |
| | | | | 198 | A | Fla. Atlantic | 64 61 | | | | | 68 | H | UALR | 70 61 | | | | |
| | | | | 144 | H | Arkansas St. | 74 78 | | | | | 283 | H | La.-Lafayette | 75 64 | | | | |
| | | | | 214 | A | North Texas | 76 62 | | | | | 198 | H | Fla. Atlantic | 86 68 | | | | |

Non-Div I Games:

Western Ky.

 Loss,
  Non-Conf,
  S Site,
  H Home,
  A Away,
  N Neutral

| | | | | | | | | | | |
|-------------------|----------|-----------|----------------|------------|-------------|---------------|------|------|-------|-----------|
| Average RPI Win: | 236 | WON-LOST | WINNING | LAST 12 | STRENGTH OF | OPP. STRENGTH | TEAM | ADJ. | CONF. | ADJ CONF. |
| Average RPI Loss: | 154 | RECORD | PCT. RANK | GAMES | SCHEDULE | OF SCHEDULE | RPI | RPI | RPI | RPI |
| DIV. I ONLY | 9- 17 | 258 | 5- 7 | 248 | 175 | 261 | 261 | 18 | 18 | |
| DIV. I NON-CONF. | 4- 9 | 263 | 0- 0 | 230 | 203 | 260 | 260 | 17 | 17 | |
| TOTALS | RPI 1-25 | RPI 26-50 | W-L RECORDS | RPI 51-100 | RPI 101-150 | RPI 150+ | | | | |
| 9- 17 | 0- 0 | 0- 2 | OVERALL | 1- 4 | 2- 4 | 6- 7 | | | | |
| 5- 5 | 0- 0 | 0- 0 | HOME | 1- 2 | 2- 1 | 2- 2 | | | | |
| 4- 11 | 0- 0 | 0- 2 | AWAY | 0- 1 | 0- 3 | 4- 5 | | | | |
| 0- 1 | 0- 0 | 0- 0 | NEUTRAL | 0- 1 | 0- 0 | 0- 0 | | | | |
| 4- 9 | 0- 0 | 0- 1 | NON-CONFERENCE | 0- 2 | 1- 3 | 3- 3 | | | | |
| 3- 1 | 0- 0 | 0- 0 | HOME | 0- 1 | 1- 0 | 2- 0 | | | | |
| 1- 7 | 0- 0 | 0- 1 | AWAY | 0- 0 | 0- 3 | 1- 3 | | | | |
| 0- 1 | 0- 0 | 0- 0 | NEUTRAL | 0- 1 | 0- 0 | 0- 0 | | | | |
| 5- 8 | 0- 0 | 0- 1 | CONFERENCE | 1- 2 | 1- 1 | 3- 4 | | | | |
| 2- 4 | 0- 0 | 0- 0 | HOME | 1- 1 | 1- 1 | 0- 2 | | | | |
| 3- 4 | 0- 0 | 0- 1 | AWAY | 0- 1 | 0- 0 | 3- 2 | | | | |
| 0- 0 | 0- 0 | 0- 0 | NEUTRAL | 0- 0 | 0- 0 | 0- 0 | | | | |

| RPI S | Opponent | Score | RPI S | Opponent | Score | RPI S | Opponent | Score | RPI S | Opponent | Score | Team's RPI: 261 |
|---------------------------|-----------------|-------|-------|-----------------|-------|-------|-----------------|-------|-------|------------------|-------|-----------------|
| 30 | A Michigan | 41 60 | 43 | A Toledo | 54 65 | 60 | A Central Mich. | 58 72 | 118 | A Detroit | 57 97 | |
| | | | | | | 60 | H Central Mich. | 53 77 | 123 | H American | 57 53 | |
| | | | | | | 75 | H Albany (NY) | 54 68 | 126 | A Temple | 41 68 | |
| | | | | | | 91 | N Tulane | 48 66 | 127 | A IUPUI | 67 75 | |
| | | | | | | 96 | H Bowling Green | 55 54 | 132 | H Akron | 84 77 | |
| | | | | | | | | | 142 | H Miami (OH) | 47 73 | |
| | | | | | | | | | 201 | H Ball St. | 50 73 | |
| | | | | | | | | | 222 | A Milwaukee | 79 88 | |
| | | | | | | | | | 228 | H Valparaiso | 70 69 | |
| | | | | | | | | | 247 | A Eastern Mich. | 69 73 | |
| | | | | | | | | | 247 | H Eastern Mich. | 52 56 | |
| | | | | | | | | | 257 | A Buffalo | 44 63 | |
| | | | | | | | | | 260 | A Northern Ill. | 54 51 | |
| | | | | | | | | | 280 | A Ill.-Chicago | 58 66 | |
| | | | | | | | | | 287 | A Northern Ariz. | 78 67 | |
| | | | | | | | | | 294 | A Oakland | 70 73 | |
| | | | | | | | | | 323 | A Ohio | 62 53 | |
| | | | | | | | | | 337 | A Kent St. | 58 40 | |
| | | | | | | | | | 342 | H Chicago St. | 80 38 | |
| LAST 12 Division I GAMES: | | | | | | | | | | | | |
| 247 | A Eastern Mich. | 69 73 | 201 | H Ball St. | 50 73 | | | | | | | |
| 60 | H Central Mich. | 53 77 | 257 | A Buffalo | 44 63 | | | | | | | |
| 323 | A Ohio | 62 53 | 260 | A Northern Ill. | 54 51 | | | | | | | |
| 96 | H Bowling Green | 55 54 | 132 | H Akron | 84 77 | | | | | | | |
| 337 | A Kent St. | 58 40 | 60 | A Central Mich. | 58 72 | | | | | | | |
| 43 | A Toledo | 54 65 | 142 | H Miami (OH) | 47 73 | | | | | | | |

Non-Div I Games:

Western Mich.

■ Loss,
■ Non-Conf,
■ S Site,
■ H Home
■ A Away
N Neutral

| | | | | | | | | | | |
|-------------------|----------|-----------|----------------|------------|-------------|---------------|------|------|-------|-----------|
| Average RPI Win: | 188 | WON-LOST | WINNING | LAST 12 | STRENGTH OF | OPP. STRENGTH | TEAM | ADJ. | CONF. | ADJ CONF. |
| Average RPI Loss: | 77 | RECORD | PCT. RANK | GAMES | SCHEDULE | OF SCHEDULE | RPI | RPI | RPI | RPI |
| DIV. I ONLY | 19- 8 | 62 | 10- 2 | 123 | 103 | 79 | 79 | 10 | 10 | |
| DIV. I NON-CONF. | 6- 6 | 159 | 0- 0 | 68 | 146 | 128 | 128 | 9 | 9 | |
| TOTALS | RPI 1-25 | RPI 26-50 | W-L RECORDS | RPI 51-100 | RPI 101-150 | RPI 150+ | | | | |
| 19- 8 | 1- 1 | 0- 2 | OVERALL | 2- 3 | 3- 1 | 13- 1 | | | | |
| 12- 3 | 1- 0 | 0- 1 | HOME | 1- 1 | 2- 0 | 8- 1 | | | | |
| 7- 2 | 0- 1 | 0- 1 | AWAY | 1- 0 | 1- 0 | 5- 0 | | | | |
| 0- 3 | 0- 0 | 0- 0 | NEUTRAL | 0- 2 | 0- 1 | 0- 0 | | | | |
| 6- 6 | 0- 0 | 0- 2 | NON-CONFERENCE | 1- 3 | 2- 1 | 3- 0 | | | | |
| 4- 2 | 0- 0 | 0- 1 | HOME | 0- 1 | 1- 0 | 3- 0 | | | | |
| 2- 1 | 0- 0 | 0- 1 | AWAY | 1- 0 | 1- 0 | 0- 0 | | | | |
| 0- 3 | 0- 0 | 0- 0 | NEUTRAL | 0- 2 | 0- 1 | 0- 0 | | | | |
| 13- 2 | 1- 1 | 0- 0 | CONFERENCE | 1- 0 | 1- 0 | 10- 1 | | | | |
| 8- 1 | 1- 0 | 0- 0 | HOME | 1- 0 | 1- 0 | 5- 1 | | | | |
| 5- 1 | 0- 1 | 0- 0 | AWAY | 0- 0 | 0- 0 | 5- 0 | | | | |
| 0- 0 | 0- 0 | 0- 0 | NEUTRAL | 0- 0 | 0- 0 | 0- 0 | | | | |

| RPI 1-25 | | | | RPI 26-50 | | | | RPI 51-100 Team's RPI: 79 | | | | RPI 101+ | | | |
|---------------------------|---|---------------|-------|-----------|---|---------------|-------|---------------------------|---|---------------|-------|----------|---|-----------------|-------|
| RPI | S | Opponent | Score | RPI | S | Opponent | Score | RPI | S | Opponent | Score | RPI | S | Opponent | Score |
| 24 | A | Creighton | 46 56 | 26 | H | Green Bay | 42 63 | 56 | A | SMU | 61 59 | 101 | H | Northern Colo. | 51 35 |
| 24 | H | Creighton | 67 45 | 41 | A | LSU | 70 72 | 70 | H | Illinois St. | 66 54 | 105 | N | Missouri | 44 49 |
| | | | | | | | | 71 | H | Kansas St. | 43 48 | 114 | H | Indiana St. | 53 46 |
| | | | | | | | | 82 | N | James Madison | 58 63 | 144 | A | Arkansas St. | 60 51 |
| | | | | | | | | 98 | N | Richmond | 46 49 | 151 | H | Missouri St. | 76 64 |
| | | | | | | | | | | | | 152 | A | UNI | 60 57 |
| | | | | | | | | | | | | 152 | H | UNI | 57 47 |
| | | | | | | | | | | | | 172 | A | Bradley | 62 58 |
| | | | | | | | | | | | | 172 | H | Bradley | 55 75 |
| | | | | | | | | | | | | 193 | A | Evansville | 49 45 |
| | | | | | | | | | | | | 193 | H | Evansville | 68 49 |
| | | | | | | | | | | | | 254 | H | UTSA | 50 36 |
| | | | | | | | | | | | | 257 | A | Drake | 74 65 |
| | | | | | | | | | | | | 257 | H | Drake | 70 51 |
| | | | | | | | | | | | | 313 | A | Southern Ill. | 72 59 |
| | | | | | | | | | | | | 313 | H | Southern Ill. | 80 55 |
| | | | | | | | | | | | | 319 | H | Grambling | 62 44 |
| | | | | | | | | | | | | 336 | H | Ark.-Pine Bluff | 81 43 |
| LAST 12 Division I GAMES: | | | | | | | | | | | | | | | |
| 313 | H | Southern Ill. | 80 55 | 114 | H | Indiana St. | 53 46 | | | | | | | | |
| 193 | H | Evansville | 68 49 | 70 | H | Illinois St. | 66 54 | | | | | | | | |
| 24 | A | Creighton | 46 56 | 193 | A | Evansville | 49 45 | | | | | | | | |
| 257 | A | Drake | 74 65 | 313 | A | Southern Ill. | 72 59 | | | | | | | | |
| 172 | H | Bradley | 55 75 | 257 | H | Drake | 70 51 | | | | | | | | |
| 152 | H | UNI | 57 47 | 24 | H | Creighton | 67 45 | | | | | | | | |

Non-Div I Games:

Wichita St.

William & Mary

Through Games Of Sunday, February 24, 2013

| | | | | | | | | | | |
|-------------------|----------|-----------|----------------|------------|-------------|---------------|------|------|-------|-----------|
| Average RPI Win: | 223 | WON-LOST | WINNING | LAST 12 | STRENGTH OF | OPP. STRENGTH | TEAM | ADJ. | CONF. | ADJ CONF. |
| Average RPI Loss: | 156 | RECORD | PCT. RANK | GAMES | SCHEDULE | OF SCHEDULE | RPI | RPI | RPI | RPI |
| DIV. I ONLY | 5- 20 | 320 | 4- 8 | 121 | 224 | 284 | 284 | 14 | 14 | |
| DIV. I NON-CONF. | 1- 9 | 323 | 0- 0 | 160 | 332 | 311 | 311 | 15 | 15 | |
| TOTALS | RPI 1-25 | RPI 26-50 | W-L RECORDS | RPI 51-100 | RPI 101-150 | RPI 150+ | | | | |
| 5- 20 | 0- 1 | 0- 0 | OVERALL | 0- 5 | 2- 6 | 3- 8 | | | | |
| 3- 6 | 0- 1 | 0- 0 | HOME | 0- 3 | 2- 1 | 1- 1 | | | | |
| 1- 14 | 0- 0 | 0- 0 | AWAY | 0- 2 | 0- 5 | 1- 7 | | | | |
| 1- 0 | 0- 0 | 0- 0 | NEUTRAL | 0- 0 | 0- 0 | 1- 0 | | | | |
| 1- 9 | 0- 0 | 0- 0 | NON-CONFERENCE | 0- 1 | 0- 3 | 1- 5 | | | | |
| 0- 2 | 0- 0 | 0- 0 | HOME | 0- 1 | 0- 1 | 0- 0 | | | | |
| 0- 7 | 0- 0 | 0- 0 | AWAY | 0- 0 | 0- 2 | 0- 5 | | | | |
| 1- 0 | 0- 0 | 0- 0 | NEUTRAL | 0- 0 | 0- 0 | 1- 0 | | | | |
| 4- 11 | 0- 1 | 0- 0 | CONFERENCE | 0- 4 | 2- 3 | 2- 3 | | | | |
| 3- 4 | 0- 1 | 0- 0 | HOME | 0- 2 | 2- 0 | 1- 1 | | | | |
| 1- 7 | 0- 0 | 0- 0 | AWAY | 0- 2 | 0- 3 | 1- 2 | | | | |
| 0- 0 | 0- 0 | 0- 0 | NEUTRAL | 0- 0 | 0- 0 | 0- 0 | | | | |

| RPI 1-25 | | | | RPI 26-50 | | | | RPI 51-100 | | | | RPI 101+ Team's RPI: 284 | | | |
|---------------------------|---|--------------|-------|-----------|---|----------------|-------|------------|---|---------------|-------|--------------------------|---|-------------------|-------|
| RPI | S | Opponent | Score | RPI | S | Opponent | Score | RPI | S | Opponent | Score | RPI | S | Opponent | Score |
| 20 | H | Delaware | 44 66 | | | | | 78 | H | East Carolina | 62 68 | 112 | A | Navy | 64 69 |
| | | | | | | | | 82 | A | James Madison | 52 82 | 115 | H | Winthrop | 70 81 |
| | | | | | | | | 82 | H | James Madison | 63 68 | 116 | A | Northeastern | 69 71 |
| | | | | | | | | 92 | A | Drexel | 47 62 | 116 | H | Northeastern | 78 70 |
| | | | | | | | | 92 | H | Drexel | 46 58 | 117 | A | Old Dominion | 64 75 |
| | | | | | | | | | | | | 117 | H | Old Dominion | 73 69 |
| | | | | | | | | | | | | 140 | A | N.C. A&T | 78 85 |
| | | | | | | | | | | | | 141 | A | Hofstra | 53 56 |
| | | | | | | | | | | | | 160 | A | George Washington | 51 58 |
| | | | | | | | | | | | | 210 | A | Radford | 55 72 |
| | | | | | | | | | | | | 235 | A | Pittsburgh | 74 76 |
| | | | | | | | | | | | | 242 | A | Georgia St. | 52 57 |
| | | | | | | | | | | | | 254 | A | UTSA | 50 76 |
| | | | | | | | | | | | | 264 | A | Cornell | 56 60 |
| | | | | | | | | | | | | 271 | A | George Mason | 56 57 |
| | | | | | | | | | | | | 279 | H | Towson | 59 50 |
| | | | | | | | | | | | | 297 | A | UNC Wilmington | 63 61 |
| | | | | | | | | | | | | 297 | H | UNC Wilmington | 52 61 |
| | | | | | | | | | | | | 305 | N | Austin Peay | 88 76 |
| LAST 12 Division I GAMES: | | | | | | | | | | | | | | | |
| 92 | A | Drexel | 47 62 | 82 | H | James Madison | 63 68 | | | | | | | | |
| 117 | A | Old Dominion | 64 75 | 297 | A | UNC Wilmington | 63 61 | | | | | | | | |
| 20 | H | Delaware | 44 66 | 117 | H | Old Dominion | 73 69 | | | | | | | | |
| 116 | H | Northeastern | 78 70 | 279 | H | Towson | 59 50 | | | | | | | | |
| 271 | A | George Mason | 56 57 | 92 | H | Drexel | 46 58 | | | | | | | | |
| 242 | A | Georgia St. | 52 57 | 82 | A | James Madison | 52 82 | | | | | | | | |

Non-Div I Games: Virginia Union 78 44

William & Mary

Loss, Non-Conf, S Site, H Home A Away N Neutral

| | | | | | | | | | | |
|-------------------|----------|-----------|----------------|------------|-------------|---------------|------|------|-------|-----------|
| Average RPI Win: | 240 | WON-LOST | WINNING | LAST 12 | STRENGTH OF | OPP. STRENGTH | TEAM | ADJ. | CONF. | ADJ CONF. |
| Average RPI Loss: | 136 | RECORD | PCT. RANK | GAMES | SCHEDULE | OF SCHEDULE | RPI | RPI | RPI | RPI |
| DIV. I ONLY | 17- 10 | 94 | 10- 2 | 259 | 229 | 115 | 115 | 27 | 27 | |
| DIV. I NON-CONF. | 5- 6 | 190 | 0- 0 | 313 | 122 | 205 | 205 | 28 | 28 | |
| TOTALS | RPI 1-25 | RPI 26-50 | W-L RECORDS | RPI 51-100 | RPI 101-150 | RPI 150+ | | | | |
| 17- 10 | 0- 0 | 0- 1 | OVERALL | 0- 3 | 4- 1 | 13- 5 | | | | |
| 6- 2 | 0- 0 | 0- 0 | HOME | 0- 1 | 2- 0 | 4- 1 | | | | |
| 10- 6 | 0- 0 | 0- 0 | AWAY | 0- 2 | 2- 1 | 8- 3 | | | | |
| 1- 2 | 0- 0 | 0- 1 | NEUTRAL | 0- 0 | 0- 0 | 1- 1 | | | | |
| 5- 6 | 0- 0 | 0- 1 | NON-CONFERENCE | 0- 1 | 0- 1 | 5- 3 | | | | |
| 1- 0 | 0- 0 | 0- 0 | HOME | 0- 0 | 0- 0 | 1- 0 | | | | |
| 3- 4 | 0- 0 | 0- 0 | AWAY | 0- 1 | 0- 1 | 3- 2 | | | | |
| 1- 2 | 0- 0 | 0- 1 | NEUTRAL | 0- 0 | 0- 0 | 1- 1 | | | | |
| 12- 4 | 0- 0 | 0- 0 | CONFERENCE | 0- 2 | 4- 0 | 8- 2 | | | | |
| 5- 2 | 0- 0 | 0- 0 | HOME | 0- 1 | 2- 0 | 3- 1 | | | | |
| 7- 2 | 0- 0 | 0- 0 | AWAY | 0- 1 | 2- 0 | 5- 1 | | | | |
| 0- 0 | 0- 0 | 0- 0 | NEUTRAL | 0- 0 | 0- 0 | 0- 0 | | | | |

| RPI S | Opponent | Score | RPI S | Opponent | Score | RPI S | Opponent | Score | RPI S | Opponent | Score | Team's RPI: 115 |
|---------------------------|----------------|-------|-------|----------------|-------|-------|--------------------|-------|-------|----------|-------|-----------------|
| 45 N | Gonzaga | 66 80 | 67 A | Liberty | 54 69 | 121 A | South Carolina St. | 52 62 | | | | |
| | | | 67 H | Liberty | 57 90 | 143 A | Presbyterian | 77 42 | | | | |
| | | | 86 A | Ohio St. | 53 78 | 143 H | Presbyterian | 78 50 | | | | |
| | | | | | | 147 A | High Point | 67 62 | | | | |
| | | | | | | 147 H | High Point | 78 61 | | | | |
| | | | | | | 172 A | Bradley | 64 80 | | | | |
| | | | | | | 173 A | Campbell | 76 53 | | | | |
| | | | | | | 173 H | Campbell | 69 84 | | | | |
| | | | | | | 174 A | Col. of Charleston | 63 61 | | | | |
| | | | | | | 185 N | Oregon St. | 64 68 | | | | |
| | | | | | | 191 N | Mississippi St. | 61 59 | | | | |
| | | | | | | 205 A | Saint Louis | 53 62 | | | | |
| | | | | | | 210 H | Radford | 67 62 | | | | |
| | | | | | | 238 A | Longwood | 74 79 | | | | |
| | | | | | | 238 H | Longwood | 78 46 | | | | |
| | | | | | | 284 A | William & Mary | 81 70 | | | | |
| | | | | | | 285 A | Coastal Caro. | 76 52 | | | | |
| | | | | | | 306 H | Troy | 87 82 | | | | |
| | | | | | | 314 A | Gardner-Webb | 60 55 | | | | |
| | | | | | | 327 A | Charleston So. | 73 65 | | | | |
| | | | | | | 327 H | Charleston So. | 85 65 | | | | |
| | | | | | | 338 A | N.C. Central | 63 44 | | | | |
| | | | | | | 341 A | UNC Asheville | 65 59 | | | | |
| LAST 12 Division I GAMES: | | | | | | | | | | | | |
| 210 H | Radford | 67 62 | 143 A | Presbyterian | 77 42 | | | | | | | |
| 238 H | Longwood | 78 46 | 173 A | Campbell | 76 53 | | | | | | | |
| 147 A | High Point | 67 62 | 285 A | Coastal Caro. | 76 52 | | | | | | | |
| 67 A | Liberty | 54 69 | 143 H | Presbyterian | 78 50 | | | | | | | |
| 173 H | Campbell | 69 84 | 327 H | Charleston So. | 85 65 | | | | | | | |
| 327 A | Charleston So. | 73 65 | 314 A | Gardner-Webb | 60 55 | | | | | | | |

Non-Div I Games: Saint Augustine's 83 74

Winthrop

■ Loss,
 ■ Non-Conf,
 ■ S Site,
 ■ Home
 ■ A Away
 N Neutral

| Average RPI Win: | 152 | WON-LOST | WINNING | LAST 12 | STRENGTH OF | OPP. STRENGTH | TEAM | ADJ. | CONF. | ADJ CONF. |
|-------------------|----------|-----------|----------------|------------|-------------|---------------|------|------|-------|-----------|
| Average RPI Loss: | 52 | RECORD | PCT. RANK | GAMES | SCHEDULE | OF SCHEDULE | RPI | RPI | RPI | RPI |
| DIV. I ONLY | 11- 16 | 217 | 3- 9 | 35 | 18 | 113 | 113 | 2 | 2 | |
| DIV. I NON-CONF. | 8- 5 | 114 | 0- 0 | 116 | 58 | 87 | 87 | 2 | 2 | |
| TOTALS | RPI 1-25 | RPI 26-50 | W-L RECORDS | RPI 51-100 | RPI 101-150 | RPI 150+ | | | | |
| 11- 16 | 1- 3 | 0- 5 | OVERALL | 2- 7 | 1- 1 | 7- 0 | | | | |
| 9- 5 | 1- 1 | 0- 1 | HOME | 2- 3 | 1- 0 | 5- 0 | | | | |
| 1- 11 | 0- 2 | 0- 4 | AWAY | 0- 4 | 0- 1 | 1- 0 | | | | |
| 1- 0 | 0- 0 | 0- 0 | NEUTRAL | 0- 0 | 0- 0 | 1- 0 | | | | |
| 8- 5 | 0- 0 | 0- 2 | NON-CONFERENCE | 1- 2 | 1- 1 | 6- 0 | | | | |
| 6- 1 | 0- 0 | 0- 0 | HOME | 1- 1 | 1- 0 | 4- 0 | | | | |
| 1- 4 | 0- 0 | 0- 2 | AWAY | 0- 1 | 0- 1 | 1- 0 | | | | |
| 1- 0 | 0- 0 | 0- 0 | NEUTRAL | 0- 0 | 0- 0 | 1- 0 | | | | |
| 3- 11 | 1- 3 | 0- 3 | CONFERENCE | 1- 5 | 0- 0 | 1- 0 | | | | |
| 3- 4 | 1- 1 | 0- 1 | HOME | 1- 2 | 0- 0 | 1- 0 | | | | |
| 0- 7 | 0- 2 | 0- 2 | AWAY | 0- 3 | 0- 0 | 0- 0 | | | | |
| 0- 0 | 0- 0 | 0- 0 | NEUTRAL | 0- 0 | 0- 0 | 0- 0 | | | | |

| RPI | S | Opponent | Score | RPI | S | Opponent | Score | RPI | S | Opponent | Score | RPI | S | Opponent | Score | Team's RPI: 113 |
|---------------------------|---|--------------|-------|-----|---|-----------|-------|-----|---|--------------|-------|-----|---|----------------|-------|-----------------|
| 5 | A | Penn St. | 40 84 | 26 | A | Green Bay | 38 53 | 54 | A | Miami (FL) | 44 67 | 102 | H | Eastern Ill. | 76 47 | |
| 5 | H | Penn St. | 63 61 | 30 | A | Michigan | 43 54 | 55 | A | Illinois | 53 60 | 124 | A | Virginia Tech | 38 47 | |
| 15 | A | Nebraska | 52 70 | 35 | A | Iowa | 60 71 | 55 | H | Illinois | 56 64 | 165 | H | Alabama | 69 50 | |
| 16 | H | Purdue | 48 58 | 35 | H | Iowa | 56 65 | 61 | H | Marquette | 71 68 | 167 | A | Washington St. | 52 44 | |
| | | | | 45 | A | Gonzaga | 53 62 | 72 | H | Washington | 55 60 | 175 | H | Indiana | 65 53 | |
| | | | | | | | | 81 | H | Minnesota | 55 60 | 193 | H | Evansville | 73 55 | |
| | | | | | | | | 86 | A | Ohio St. | 59 65 | 198 | H | Fla. Atlantic | 82 73 | |
| | | | | | | | | 86 | H | Ohio St. | 68 49 | 222 | H | Milwaukee | 74 56 | |
| | | | | | | | | 94 | A | Northwestern | 52 54 | 293 | N | Delaware St. | 83 54 | |
| LAST 12 Division I GAMES: | | | | | | | | | | | | | | | | |
| 94 | A | Northwestern | 52 54 | 5 | H | Penn St. | 63 61 | | | | | | | | | |
| 55 | A | Illinois | 53 60 | 35 | A | Iowa | 60 71 | | | | | | | | | |
| 16 | H | Purdue | 48 58 | 86 | H | Ohio St. | 68 49 | | | | | | | | | |
| 175 | H | Indiana | 65 53 | 5 | A | Penn St. | 40 84 | | | | | | | | | |
| 86 | A | Ohio St. | 59 65 | 30 | A | Michigan | 43 54 | | | | | | | | | |
| 55 | H | Illinois | 56 64 | 35 | H | Iowa | 56 65 | | | | | | | | | |

Non-Div I Games:

Wisconsin

■ Loss,
■ Non-Conf,
■ S Site,
■ H Home
■ A Away
N Neutral

| | | | | | | | | | |
|------------------------------|----------|-----------|----------------|-------------|---------------|----------|------|-------|-----------|
| Average RPI Win: 284 | WON-LOST | WINNING | LAST 12 | STRENGTH OF | OPP. STRENGTH | TEAM | ADJ. | CONF. | ADJ CONF. |
| Average RPI Loss: 191 | RECORD | PCT. RANK | GAMES | SCHEDULE | OF SCHEDULE | RPI | RPI | RPI | RPI |
| DIV. I ONLY | 7- 18 | 296 | 2- 10 | 330 | 299 | 320 | 320 | 21 | 21 |
| DIV. I NON-CONF. | 5- 3 | 112 | 0- 0 | 345 | 292 | 292 | 292 | 25 | 25 |
| TOTALS | RPI 1-25 | RPI 26-50 | W-L RECORDS | RPI 51-100 | RPI 101-150 | RPI 150+ | | | |
| 7- 18 | 0- 0 | 0- 0 | OVERALL | 0- 4 | 0- 3 | 7- 11 | | | |
| 3- 8 | 0- 0 | 0- 0 | HOME | 0- 2 | 0- 1 | 3- 5 | | | |
| 3- 10 | 0- 0 | 0- 0 | AWAY | 0- 2 | 0- 2 | 3- 6 | | | |
| 1- 0 | 0- 0 | 0- 0 | NEUTRAL | 0- 0 | 0- 0 | 1- 0 | | | |
| 5- 3 | 0- 0 | 0- 0 | NON-CONFERENCE | 0- 0 | 0- 1 | 5- 2 | | | |
| 1- 1 | 0- 0 | 0- 0 | HOME | 0- 0 | 0- 0 | 1- 1 | | | |
| 3- 2 | 0- 0 | 0- 0 | AWAY | 0- 0 | 0- 1 | 3- 1 | | | |
| 1- 0 | 0- 0 | 0- 0 | NEUTRAL | 0- 0 | 0- 0 | 1- 0 | | | |
| 2- 15 | 0- 0 | 0- 0 | CONFERENCE | 0- 4 | 0- 2 | 2- 9 | | | |
| 2- 7 | 0- 0 | 0- 0 | HOME | 0- 2 | 0- 1 | 2- 4 | | | |
| 0- 8 | 0- 0 | 0- 0 | AWAY | 0- 2 | 0- 1 | 0- 5 | | | |
| 0- 0 | 0- 0 | 0- 0 | NEUTRAL | 0- 0 | 0- 0 | 0- 0 | | | |

| RPI 1-25 | | | RPI 26-50 | | | RPI 51-100 | | | RPI 101+ | | | Team's RPI: 320 |
|---------------------------|---|-----------------|-----------|-----|---|--------------------|-------|-----|----------|-------------|-------|--------------------------------|
| RPI | S | Opponent | Score | RPI | S | Opponent | Score | RPI | S | Opponent | Score | |
| | | | | | | | | 56 | A | Chattanooga | 54 68 | 103 A Appalachian St. 50 77 |
| | | | | | | | | 56 | H | Chattanooga | 44 63 | 103 H Appalachian St. 65 68 |
| | | | | | | | | 87 | A | Davidson | 54 67 | 120 A North Carolina St. 45 85 |
| | | | | | | | | 87 | H | Davidson | 45 58 | 165 A Alabama 58 52 |
| | | | | | | | | | | | | 174 H Col. of Charleston 56 55 |
| | | | | | | | | | | | | 178 A Elon 58 62 |
| | | | | | | | | | | | | 178 H Elon 57 67 |
| | | | | | | | | | | | | 199 A Furman 61 70 |
| | | | | | | | | | | | | 206 A Seton Hall 53 57 |
| | | | | | | | | | | | | 255 A Samford 46 52 |
| | | | | | | | | | | | | 255 H Samford 45 59 |
| | | | | | | | | | | | | 308 A Ga. Southern 58 61 |
| | | | | | | | | | | | | 308 H Ga. Southern 59 68 |
| | | | | | | | | | | | | 314 H Gardner-Webb 57 62 |
| | | | | | | | | | | | | 316 A Western Caro. 40 54 |
| | | | | | | | | | | | | 316 H Western Caro. 54 50 |
| | | | | | | | | | | | | 317 H UNC Greensboro 75 87 |
| | | | | | | | | | | | | 321 N Maine 79 76 |
| | | | | | | | | | | | | 335 H Kennesaw St. 66 49 |
| | | | | | | | | | | | | 338 A N.C. Central 50 39 |
| | | | | | | | | | | | | 341 A UNC Asheville 58 54 |
| LAST 12 Division I GAMES: | | | | | | | | | | | | |
| 308 | H | Ga. Southern | 59 68 | 255 | H | Samford | 45 59 | | | | | |
| 178 | A | Elon | 58 62 | 317 | H | UNC Greensboro | 75 87 | | | | | |
| 87 | A | Davidson | 54 67 | 199 | A | Furman | 61 70 | | | | | |
| 103 | A | Appalachian St. | 50 77 | 174 | H | Col. of Charleston | 56 55 | | | | | |
| 316 | H | Western Caro. | 54 50 | 308 | A | Ga. Southern | 58 61 | | | | | |
| 56 | H | Chattanooga | 44 63 | 103 | H | Appalachian St. | 65 68 | | | | | |

Non-Div I Games:

Wofford

■ Loss,
 ■ Non-Conf, S Site,
 ■ Home
 ■ Away
 N Neutral

| | | | | | | | | | |
|------------------------------|----------|-----------|----------------|-------------|---------------|----------|------|-------|-----------|
| Average RPI Win: 218 | WON-LOST | WINNING | LAST 12 | STRENGTH OF | OPP. STRENGTH | TEAM | ADJ. | CONF. | ADJ CONF. |
| Average RPI Loss: 134 | RECORD | PCT. RANK | GAMES | SCHEDULE | OF SCHEDULE | RPI | RPI | RPI | RPI |
| DIV. I ONLY | 9- 16 | 252 | 3- 9 | 97 | 197 | 207 | 207 | 12 | 12 |
| DIV. I NON-CONF. | 5- 7 | 211 | 0- 0 | 77 | 227 | 167 | 167 | 12 | 12 |
| TOTALS | RPI 1-25 | RPI 26-50 | W-L RECORDS | RPI 51-100 | RPI 101-150 | RPI 150+ | | | |
| 9- 16 | 0- 1 | 0- 2 | OVERALL | 0- 3 | 2- 5 | 7- 5 | | | |
| 5- 8 | 0- 1 | 0- 1 | HOME | 0- 2 | 1- 2 | 4- 2 | | | |
| 4- 8 | 0- 0 | 0- 1 | AWAY | 0- 1 | 1- 3 | 3- 3 | | | |
| 0- 0 | 0- 0 | 0- 0 | NEUTRAL | 0- 0 | 0- 0 | 0- 0 | | | |
| 5- 7 | 0- 1 | 0- 0 | NON-CONFERENCE | 0- 2 | 2- 3 | 3- 1 | | | |
| 3- 3 | 0- 1 | 0- 0 | HOME | 0- 1 | 1- 1 | 2- 0 | | | |
| 2- 4 | 0- 0 | 0- 0 | AWAY | 0- 1 | 1- 2 | 1- 1 | | | |
| 0- 0 | 0- 0 | 0- 0 | NEUTRAL | 0- 0 | 0- 0 | 0- 0 | | | |
| 4- 9 | 0- 0 | 0- 2 | CONFERENCE | 0- 1 | 0- 2 | 4- 4 | | | |
| 2- 5 | 0- 0 | 0- 1 | HOME | 0- 1 | 0- 1 | 2- 2 | | | |
| 2- 4 | 0- 0 | 0- 1 | AWAY | 0- 0 | 0- 1 | 2- 2 | | | |
| 0- 0 | 0- 0 | 0- 0 | NEUTRAL | 0- 0 | 0- 0 | 0- 0 | | | |

| RPI 1-25 | | | | RPI 26-50 | | | | RPI 51-100 | | | | RPI 101+ Team's RPI: 207 | | | |
|---------------------------|---|----------------|--------------|-----------|---|----------------|--------------|------------|---|----------------|--------------|--------------------------|---|--------------------|---------------|
| RPI | S | Opponent | Score | RPI | S | Opponent | Score | RPI | S | Opponent | Score | RPI | S | Opponent | Score |
| 13 | H | Dayton | 73 95 | 26 | A | Green Bay | 44 71 | 63 | H | Youngstown St. | 47 66 | 110 | A | Memphis | 68 109 |
| | | | | 26 | H | Green Bay | 48 70 | 86 | A | Ohio St. | 52 82 | 118 | A | Detroit | 66 73 |
| | | | | | | | | 89 | H | Western Ky. | 67 84 | 118 | H | Detroit | 76 86 |
| | | | | | | | | | | | | 127 | H | IUPUI | 75 71 |
| | | | | | | | | | | | | 130 | H | Saint Francis (PA) | 81 98 |
| | | | | | | | | | | | | 132 | A | Akron | 73 71 |
| | | | | | | | | | | | | 142 | A | Miami (OH) | 54 72 |
| | | | | | | | | | | | | 196 | A | Xavier | 66 65 |
| | | | | | | | | | | | | 219 | A | Cleveland St. | 63 68 |
| | | | | | | | | | | | | 220 | A | Loyola Chicago | 67 56 |
| | | | | | | | | | | | | 220 | H | Loyola Chicago | 70 79 |
| | | | | | | | | | | | | 222 | A | Milwaukee | 71 61 |
| | | | | | | | | | | | | 222 | H | Milwaukee | 61 74 |
| | | | | | | | | | | | | 228 | H | Valparaiso | 67 66 |
| | | | | | | | | | | | | 257 | H | Buffalo | 66 51 |
| | | | | | | | | | | | | 280 | A | Ill.-Chicago | 78 81 |
| | | | | | | | | | | | | 280 | H | Ill.-Chicago | 59 51 |
| | | | | | | | | | | | | 281 | A | Southeast Mo. St. | 66 78 |
| | | | | | | | | | | | | 303 | H | Morehead St. | 53 46 |
| LAST 12 Division I GAMES: | | | | | | | | | | | | | | | |
| 222 | H | Milwaukee | 61 74 | 228 | H | Valparaiso | 67 66 | | | | | | | | |
| 280 | A | Ill.-Chicago | 78 81 | 26 | H | Green Bay | 48 70 | | | | | | | | |
| 220 | H | Loyola Chicago | 70 79 | 280 | H | Ill.-Chicago | 59 51 | | | | | | | | |
| 118 | A | Detroit | 66 73 | 220 | A | Loyola Chicago | 67 56 | | | | | | | | |
| 219 | A | Cleveland St. | 63 68 | 118 | H | Detroit | 76 86 | | | | | | | | |
| 63 | H | Youngstown St. | 47 66 | 26 | A | Green Bay | 44 71 | | | | | | | | |

Non-Div I Games: Urbana 78 61

Wright St.

■ Loss,
 ■ Non-Conf, S Site,
 ■ Home
 ■ Away
 N Neutral

Wyoming

Average RPI Win: 223

Average RPI Loss: 94

WON-LOST

WINNING

LAST 12

Through Games Of Sunday, February 24, 2013

STRENGTH OF

OPP. STRENGTH

TEAM

ADJ.

CONF.

ADJ CONF.

RECORD

PCT. RANK

GAMES

SCHEDULE

OF SCHEDULE

RPI

RPI

RPI

RPI

DIV. I ONLY

19- 6

40

9- 3

242

138

74

74

17

17

DIV. I NON-CONF.

10- 2

28

0- 0

238

89

56

56

16

16

TOTALS

RPI 1-25

RPI 26-50

W-L RECORDS

RPI 51-100

RPI 101-150

RPI 150+

19- 6

0- 1

0- 2

OVERALL

2- 2

1- 0

16- 1

10- 1

0- 0

0- 1

HOME

1- 0

0- 0

9- 0

8- 5

0- 1

0- 1

AWAY

1- 2

1- 0

6- 1

1- 0

0- 0

0- 0

NEUTRAL

0- 0

0- 0

1- 0

10- 2

0- 1

0- 0

NON-CONFERENCE

1- 1

1- 0

8- 0

5- 0

0- 0

0- 0

HOME

0- 0

0- 0

5- 0

4- 2

0- 1

0- 0

AWAY

1- 1

1- 0

2- 0

1- 0

0- 0

0- 0

NEUTRAL

0- 0

0- 0

1- 0

9- 4

0- 0

0- 2

CONFERENCE

1- 1

0- 0

8- 1

5- 1

0- 0

0- 1

HOME

1- 0

0- 0

4- 0

4- 3

0- 0

0- 1

AWAY

0- 1

0- 0

4- 1

0- 0

0- 0

0- 0

NEUTRAL

0- 0

0- 0

0- 0

RPI 1-25

RPI 26-50

RPI 51-100

Team's RPI: 74

RPI 101+

| RPI | S | Opponent | Score |
|-----|---|----------|-------|
| 19 | A | Colorado | 59 68 |

| RPI | S | Opponent | Score |
|-----|---|---------------|-------|
| 38 | A | San Diego St. | 43 66 |
| 38 | H | San Diego St. | 51 57 |

| RPI | S | Opponent | Score |
|-----|---|---------------|-------|
| 85 | A | Montana | 58 56 |
| 96 | A | Bowling Green | 69 79 |
| 97 | A | Fresno St. | 47 61 |
| 97 | H | Fresno St. | 78 71 |

| RPI | S | Opponent | Score |
|-----|---|------------------|-------|
| 139 | A | Montana St. | 68 60 |
| 170 | H | Idaho | 86 53 |
| 194 | A | New Mexico | 72 54 |
| 197 | H | Loyola Marymount | 84 68 |
| 201 | A | Ball St. | 64 61 |
| 206 | N | Seton Hall | 55 45 |
| 216 | H | Denver | 81 66 |
| 240 | H | Colorado St. | 82 67 |
| 247 | H | Eastern Mich. | 73 50 |
| 259 | A | UNLV | 64 60 |
| 259 | H | UNLV | 76 54 |
| 263 | A | Pepperdine | 72 50 |
| 269 | A | Nevada | 66 65 |
| 269 | H | Nevada | 92 41 |
| 276 | A | Boise St. | 68 70 |
| 276 | H | Boise St. | 77 60 |
| 326 | A | Air Force | 86 48 |
| 328 | H | Weber St. | 77 62 |

LAST 12 Division I GAMES:

| | | | | | | | |
|-----|---|---------------|-------|-----|---|---------------|-------|
| 259 | A | UNLV | 64 60 | 194 | A | New Mexico | 72 54 |
| 38 | H | San Diego St. | 51 57 | 326 | A | Air Force | 86 48 |
| 97 | A | Fresno St. | 47 61 | 259 | H | UNLV | 76 54 |
| 269 | A | Nevada | 66 65 | 38 | A | San Diego St. | 43 66 |
| 276 | H | Boise St. | 77 60 | 97 | H | Fresno St. | 78 71 |
| 240 | H | Colorado St. | 82 67 | 269 | H | Nevada | 92 41 |

Non-Div I Games: South Dakota Mines 87 38

Wyoming

■ Loss,
 ■ Non-Conf, S Site,
 ■ Home
 ■ Away
 N Neutral

| | | | | | | | | | |
|------------------------------|---------------|------------|----------------|-------------|---------------|------------|------------|----------|-----------|
| Average RPI Win: 224 | WON-LOST | WINNING | LAST 12 | STRENGTH OF | OPP. STRENGTH | TEAM | ADJ. | CONF. | ADJ CONF. |
| Average RPI Loss: 104 | RECORD | PCT. RANK | GAMES | SCHEDULE | OF SCHEDULE | RPI | RPI | RPI | RPI |
| DIV. I ONLY | 11- 15 | 205 | 5- 7 | 133 | 102 | 196 | 196 | 9 | 9 |
| DIV. I NON-CONF. | 6- 8 | 206 | 0- 0 | 188 | 129 | 233 | 233 | 8 | 8 |
| TOTALS | RPI 1-25 | RPI 26-50 | W-L RECORDS | RPI 51-100 | RPI 101-150 | RPI 150+ | | | |
| 11- 15 | 0- 2 | 0- 2 | OVERALL | 0- 5 | 2- 2 | 9- 4 | | | |
| 7- 8 | 0- 1 | 0- 2 | HOME | 0- 1 | 1- 1 | 6- 3 | | | |
| 3- 7 | 0- 1 | 0- 0 | AWAY | 0- 4 | 1- 1 | 2- 1 | | | |
| 1- 0 | 0- 0 | 0- 0 | NEUTRAL | 0- 0 | 0- 0 | 1- 0 | | | |
| 6- 8 | 0- 1 | 0- 1 | NON-CONFERENCE | 0- 2 | 1- 1 | 5- 3 | | | |
| 4- 5 | 0- 1 | 0- 1 | HOME | 0- 0 | 1- 1 | 3- 2 | | | |
| 1- 3 | 0- 0 | 0- 0 | AWAY | 0- 2 | 0- 0 | 1- 1 | | | |
| 1- 0 | 0- 0 | 0- 0 | NEUTRAL | 0- 0 | 0- 0 | 1- 0 | | | |
| 5- 7 | 0- 1 | 0- 1 | CONFERENCE | 0- 3 | 1- 1 | 4- 1 | | | |
| 3- 3 | 0- 0 | 0- 1 | HOME | 0- 1 | 0- 0 | 3- 1 | | | |
| 2- 4 | 0- 1 | 0- 0 | AWAY | 0- 2 | 1- 1 | 1- 0 | | | |
| 0- 0 | 0- 0 | 0- 0 | NEUTRAL | 0- 0 | 0- 0 | 0- 0 | | | |

| RPI 1-25 | | | | RPI 26-50 | | | | RPI 51-100 | | | | RPI 101+ Team's RPI: 196 | | | |
|---------------------------|---|-----------------|--------------|-----------|---|-------------|--------------|------------|---|--------------|--------------|--------------------------|---|-----------------|--------------|
| RPI | S | Opponent | Score | RPI | S | Opponent | Score | RPI | S | Opponent | Score | RPI | S | Opponent | Score |
| 6 | H | Duke | 59 82 | 30 | H | Michigan | 53 62 | 52 | A | Middle Tenn. | 48 63 | 103 | H | Appalachian St. | 73 77 |
| 13 | A | Dayton | 68 78 | 34 | H | Duquesne | 54 56 | 53 | A | Charlotte | 55 67 | 107 | A | Butler | 67 71 |
| | | | | | | | | 72 | H | Fordham | 41 48 | 126 | A | Temple | 54 53 |
| | | | | | | | | 77 | A | Virginia | 45 54 | 147 | H | High Point | 77 48 |
| | | | | | | | | 98 | A | Richmond | 63 73 | 169 | A | Cincinnati | 69 67 |
| | | | | | | | | | | | | 175 | A | Indiana | 55 66 |
| | | | | | | | | | | | | 195 | H | La Salle | 58 53 |
| | | | | | | | | | | | | 205 | H | Saint Louis | 49 66 |
| | | | | | | | | | | | | 207 | H | Wright St. | 65 66 |
| | | | | | | | | | | | | 217 | H | St. Bonaventure | 58 50 |
| | | | | | | | | | | | | 218 | H | Bucknell | 71 62 |
| | | | | | | | | | | | | 229 | A | VCU | 65 54 |
| | | | | | | | | | | | | 260 | N | Northern Ill. | 66 54 |
| | | | | | | | | | | | | 297 | H | UNC Wilmington | 62 52 |
| | | | | | | | | | | | | 301 | H | Rhode Island | 59 40 |
| | | | | | | | | | | | | 303 | H | Morehead St. | 73 58 |
| | | | | | | | | | | | | 323 | H | Ohio | 62 68 |
| LAST 12 Division I GAMES: | | | | | | | | | | | | | | | |
| 229 | A | VCU | 65 54 | 205 | H | Saint Louis | 49 66 | 98 | A | Richmond | 63 73 | 72 | H | Fordham | 41 48 |
| 126 | A | Temple | 54 53 | 53 | A | Charlotte | 55 67 | 107 | A | Butler | 67 71 | 34 | H | Duquesne | 54 56 |
| 301 | H | Rhode Island | 59 40 | | | | | | | | | | | | |
| 195 | H | La Salle | 58 53 | | | | | | | | | | | | |
| 13 | A | Dayton | 68 78 | | | | | | | | | | | | |
| 217 | H | St. Bonaventure | 58 50 | | | | | | | | | | | | |

Non-Div I Games:

Xavier

| | | | | | | | | | | |
|-------------------|----------|-----------|----------------|------------|-------------|---------------|------|------|-------|-----------|
| Average RPI Win: | 229 | WON-LOST | WINNING | LAST 12 | STRENGTH OF | OPP. STRENGTH | TEAM | ADJ. | CONF. | ADJ CONF. |
| Average RPI Loss: | 121 | RECORD | PCT. RANK | GAMES | SCHEDULE | OF SCHEDULE | RPI | RPI | RPI | RPI |
| DIV. I ONLY | 10- 14 | 210 | 7- 5 | 108 | 188 | 182 | 182 | 19 | 19 | |
| DIV. I NON-CONF. | 5- 9 | 240 | 2- 0 | 40 | 171 | 148 | 148 | 18 | 18 | |
| TOTALS | RPI 1-25 | RPI 26-50 | W-L RECORDS | RPI 51-100 | RPI 101-150 | RPI 150+ | | | | |
| 10- 14 | 0- 0 | 0- 5 | OVERALL | 1- 3 | 0- 1 | 9- 5 | | | | |
| 4- 7 | 0- 0 | 0- 3 | HOME | 1- 1 | 0- 0 | 3- 3 | | | | |
| 6- 7 | 0- 0 | 0- 2 | AWAY | 0- 2 | 0- 1 | 6- 2 | | | | |
| 0- 0 | 0- 0 | 0- 0 | NEUTRAL | 0- 0 | 0- 0 | 0- 0 | | | | |
| 5- 9 | 0- 0 | 0- 4 | NON-CONFERENCE | 1- 1 | 0- 1 | 4- 3 | | | | |
| 3- 3 | 0- 0 | 0- 2 | HOME | 1- 0 | 0- 0 | 2- 1 | | | | |
| 2- 6 | 0- 0 | 0- 2 | AWAY | 0- 1 | 0- 1 | 2- 2 | | | | |
| 0- 0 | 0- 0 | 0- 0 | NEUTRAL | 0- 0 | 0- 0 | 0- 0 | | | | |
| 5- 5 | 0- 0 | 0- 1 | CONFERENCE | 0- 2 | 0- 0 | 5- 2 | | | | |
| 1- 4 | 0- 0 | 0- 1 | HOME | 0- 1 | 0- 0 | 1- 2 | | | | |
| 4- 1 | 0- 0 | 0- 0 | AWAY | 0- 1 | 0- 0 | 4- 0 | | | | |
| 0- 0 | 0- 0 | 0- 0 | NEUTRAL | 0- 0 | 0- 0 | 0- 0 | | | | |

| RPI S | Opponent | Score | RPI S | Opponent | Score | RPI S | Opponent | Score | RPI S | Opponent | Score | Team's RPI: 182 |
|---------------------------|--------------|-------|-------|----------------|-------|-------|------------------------|-------|-------|----------|-------|-----------------|
| 27 | A DePaul | 80 95 | 27 | H Fordham | 67 53 | 106 | A Sacred Heart | 62 67 | | | | |
| 28 | H Princeton | 53 99 | 94 | A Northwestern | 75 83 | 156 | A Holy Cross | 71 87 | | | | |
| 44 | H Quinnipiac | 62 89 | 95 | A Harvard | 66 69 | 161 | A Army | 47 53 | | | | |
| 47 | H Marist | 50 62 | 95 | H Harvard | 54 67 | 163 | H Houston | 84 82 | | | | |
| 50 | A Georgetown | 67 90 | | | | 186 | H Penn | 65 56 | | | | |
| | | | | | | 218 | H Bucknell | 82 62 | | | | |
| | | | | | | 223 | A Dartmouth | 66 55 | | | | |
| | | | | | | 223 | H Dartmouth | 48 63 | | | | |
| | | | | | | 250 | A St. Francis Brooklyn | 66 62 | | | | |
| | | | | | | 264 | A Cornell | 67 58 | | | | |
| | | | | | | 268 | H New Hampshire | 51 57 | | | | |
| | | | | | | 273 | A Bryant | 78 65 | | | | |
| | | | | | | 298 | A Brown | 59 47 | | | | |
| | | | | | | 298 | H Brown | 67 68 | | | | |
| | | | | | | 340 | A Columbia | 62 43 | | | | |
| LAST 12 Division I GAMES: | | | | | | | | | | | | |
| 95 | A Harvard | 66 69 | 223 | H Dartmouth | 48 63 | | | | | | | |
| 223 | A Dartmouth | 66 55 | 95 | H Harvard | 54 67 | | | | | | | |
| 340 | A Columbia | 62 43 | 298 | A Brown | 59 47 | | | | | | | |
| 264 | A Cornell | 67 58 | 298 | H Brown | 67 68 | | | | | | | |
| 28 | H Princeton | 53 99 | 273 | A Bryant | 78 65 | | | | | | | |
| 186 | H Penn | 65 56 | 218 | H Bucknell | 82 62 | | | | | | | |

Non-Div I Games:

Yale

| | | | | | | | | | | |
|-------------------|----------|-----------|----------------|------------|-------------|---------------|------|------|-------|-----------|
| Average RPI Win: | 209 | WON-LOST | WINNING | LAST 12 | STRENGTH OF | OPP. STRENGTH | TEAM | ADJ. | CONF. | ADJ CONF. |
| Average RPI Loss: | 127 | RECORD | PCT. RANK | GAMES | SCHEDULE | OF SCHEDULE | RPI | RPI | RPI | RPI |
| DIV. I ONLY | 17- 7 | 60 | 8- 4 | 153 | 186 | 63 | 63 | 12 | 12 | |
| DIV. I NON-CONF. | 9- 3 | 55 | 0- 0 | 169 | 215 | 55 | 55 | 12 | 12 | |
| TOTALS | RPI 1-25 | RPI 26-50 | W-L RECORDS | RPI 51-100 | RPI 101-150 | RPI 150+ | | | | |
| 17- 7 | 0- 0 | 0- 3 | OVERALL | 0- 0 | 4- 0 | 13- 4 | | | | |
| 8- 1 | 0- 0 | 0- 1 | HOME | 0- 0 | 2- 0 | 6- 0 | | | | |
| 9- 6 | 0- 0 | 0- 2 | AWAY | 0- 0 | 2- 0 | 7- 4 | | | | |
| 0- 0 | 0- 0 | 0- 0 | NEUTRAL | 0- 0 | 0- 0 | 0- 0 | | | | |
| 9- 3 | 0- 0 | 0- 1 | NON-CONFERENCE | 0- 0 | 3- 0 | 6- 2 | | | | |
| 4- 0 | 0- 0 | 0- 0 | HOME | 0- 0 | 1- 0 | 3- 0 | | | | |
| 5- 3 | 0- 0 | 0- 1 | AWAY | 0- 0 | 2- 0 | 3- 2 | | | | |
| 0- 0 | 0- 0 | 0- 0 | NEUTRAL | 0- 0 | 0- 0 | 0- 0 | | | | |
| 8- 4 | 0- 0 | 0- 2 | CONFERENCE | 0- 0 | 1- 0 | 7- 2 | | | | |
| 4- 1 | 0- 0 | 0- 1 | HOME | 0- 0 | 1- 0 | 3- 0 | | | | |
| 4- 3 | 0- 0 | 0- 1 | AWAY | 0- 0 | 0- 0 | 4- 2 | | | | |
| 0- 0 | 0- 0 | 0- 0 | NEUTRAL | 0- 0 | 0- 0 | 0- 0 | | | | |

| RPI 1-25 | | | | RPI 26-50 | | | | RPI 51-100 | | | | Team's RPI: 63 | | RPI 101+ | | | |
|---------------------------|---|----------|-------|-----------|---|----------------|-------|------------|---|----------|-------|----------------|---|----------------|-------|--|--|
| RPI | S | Opponent | Score | RPI | S | Opponent | Score | RPI | S | Opponent | Score | RPI | S | Opponent | Score | | |
| | | | | 26 | A | Green Bay | 46 60 | | | | | 118 | H | Detroit | 58 53 | | |
| | | | | 26 | H | Green Bay | 41 59 | | | | | 127 | A | IUPUI | 58 57 | | |
| | | | | 42 | A | West Virginia | 57 90 | | | | | 132 | H | Akron | 80 71 | | |
| | | | | | | | | | | | | 142 | A | Miami (OH) | 76 56 | | |
| | | | | | | | | | | | | 169 | A | Cincinnati | 46 57 | | |
| | | | | | | | | | | | | 176 | A | Northern Ky. | 64 66 | | |
| | | | | | | | | | | | | 207 | A | Wright St. | 66 47 | | |
| | | | | | | | | | | | | 218 | H | Bucknell | 69 51 | | |
| | | | | | | | | | | | | 219 | A | Cleveland St. | 72 63 | | |
| | | | | | | | | | | | | 219 | H | Cleveland St. | 73 69 | | |
| | | | | | | | | | | | | 220 | A | Loyola Chicago | 59 67 | | |
| | | | | | | | | | | | | 220 | H | Loyola Chicago | 75 38 | | |
| | | | | | | | | | | | | 222 | A | Milwaukee | 58 56 | | |
| | | | | | | | | | | | | 222 | H | Milwaukee | 67 50 | | |
| | | | | | | | | | | | | 226 | H | Stony Brook | 76 43 | | |
| | | | | | | | | | | | | 228 | A | Valparaiso | 59 67 | | |
| | | | | | | | | | | | | 229 | A | VCU | 58 45 | | |
| | | | | | | | | | | | | 235 | A | Pittsburgh | 64 50 | | |
| | | | | | | | | | | | | 257 | A | Buffalo | 60 50 | | |
| | | | | | | | | | | | | 273 | H | Bryant | 75 59 | | |
| | | | | | | | | | | | | 280 | A | Ill.-Chicago | 67 54 | | |
| LAST 12 Division I GAMES: | | | | | | | | | | | | | | | | | |
| | | | | 220 | A | Loyola Chicago | 59 67 | | | | | 280 | A | Ill.-Chicago | 67 54 | | |
| | | | | 219 | H | Cleveland St. | 73 69 | | | | | 220 | H | Loyola Chicago | 75 38 | | |
| | | | | 26 | A | Green Bay | 46 60 | | | | | 219 | A | Cleveland St. | 72 63 | | |
| | | | | 222 | A | Milwaukee | 58 56 | | | | | 26 | H | Green Bay | 41 59 | | |
| | | | | 118 | H | Detroit | 58 53 | | | | | 222 | H | Milwaukee | 67 50 | | |
| | | | | 207 | A | Wright St. | 66 47 | | | | | 228 | A | Valparaiso | 59 67 | | |

Non-Div I Games: Wilmington (OH) 83 52

Youngstown St.

■ Loss,
 ■ Non-Conf,
 ■ S Site,
 ■ Home
 ■ A Away
 N Neutral