

Average RPI Win:	228	WON-LOST	WINNING	LAST 10	STRENGTH OF	OPP. STRENGTH	TEAM	ADJ.	CONF.	ADJ CONF.
Average RPI Loss:	185	RECORD	PCT. RANK	GAMES	SCHEDULE	OF SCHEDULE	RPI	RPI	RPI	RPI
DIV. I ONLY	2- 20	334	1- 9	226	292	334	334	21	21	
DIV. I NON-CONF.	1- 10	324	0- 1	272	274	338	338	20	20	
TOTALS	RPI 1-25	RPI 26-50	W-L RECORDS	RPI 51-100	RPI 101-150	RPI 150+				
2- 20	0- 0	0- 1	OVERALL	0- 1	0- 6	2- 12				
2- 9	0- 0	0- 0	HOME	0- 0	0- 3	2- 6				
0- 10	0- 0	0- 1	AWAY	0- 0	0- 3	0- 6				
0- 1	0- 0	0- 0	NEUTRAL	0- 1	0- 0	0- 0				
1- 10	0- 0	0- 1	NON-CONFERENCE	0- 1	0- 1	1- 7				
1- 4	0- 0	0- 0	HOME	0- 0	0- 0	1- 4				
0- 5	0- 0	0- 1	AWAY	0- 0	0- 1	0- 3				
0- 1	0- 0	0- 0	NEUTRAL	0- 1	0- 0	0- 0				
1- 10	0- 0	0- 0	CONFERENCE	0- 0	0- 5	1- 5				
1- 5	0- 0	0- 0	HOME	0- 0	0- 3	1- 2				
0- 5	0- 0	0- 0	AWAY	0- 0	0- 2	0- 3				
0- 0	0- 0	0- 0	NEUTRAL	0- 0	0- 0	0- 0				

RPI S	Opponent	Score	RPI S	Opponent	Score	RPI S	Opponent	Score	RPI S	Opponent	Score	Team's RPI: 334
27	A Colorado	48 75	92	N Auburn	57 72	115	A Texas	30 79	119	A Lamar	37 44	
						119	H Lamar	46 68	132	A Sam Houston St.	46 65	
						132	H Sam Houston St.	53 68	143	H Oral Roberts	41 58	
						165	A TCU	38 69	176	A Nicholls St.	53 70	
						178	H Belmont	54 75	184	H Indiana	47 58	
						191	A McNeese St.	39 68	191	H McNeese St.	60 59	
						230	H Stephen F. Austin	47 66	236	H Central Ark.	40 55	
						260	A UTSA	40 52	264	H Cornell	52 49	
						286	H Texas St.	51 69	288	A Southeastern La.	54 66	
						311	A Tex.-Pan American	65 77	311	H Tex.-Pan American	45 49	
LAST 12 Division I GAMES:												
191	H McNeese St.	60 59	143	H Oral Roberts	41 58							
119	H Lamar	46 68	119	A Lamar	37 44							
132	H Sam Houston St.	53 68	191	A McNeese St.	39 68							
288	A Southeastern La.	54 66	230	H Stephen F. Austin	47 66							
176	A Nicholls St.	53 70	132	A Sam Houston St.	46 65							
236	H Central Ark.	40 55	165	A TCU	38 69							

Non-Div I Games:

A&M-Corpus Christi

■ Loss,
 ■ Non-Conf, S Site,
 ■ Home
 ■ Away
 N Neutral

Average RPI Win:	273	WON-LOST	WINNING	LAST 10	STRENGTH OF	OPP. STRENGTH	TEAM	ADJ.	CONF.	ADJ CONF.
Average RPI Loss:	175	RECORD	PCT. RANK	GAMES	SCHEDULE	OF SCHEDULE	RPI	RPI	RPI	RPI
DIV. I ONLY	3- 19	327	2- 8	185	269	323	323	17	17	
DIV. I NON-CONF.	1- 12	331	0- 3	165	309	327	327	17	17	
TOTALS	RPI 1-25	RPI 26-50	W-L RECORDS	RPI 51-100	RPI 101-150	RPI 150+				
3- 19	0- 1	0- 1	OVERALL	0- 3	0- 3	3- 11				
3- 8	0- 0	0- 0	HOME	0- 2	0- 1	3- 5				
0- 10	0- 1	0- 1	AWAY	0- 1	0- 2	0- 5				
0- 1	0- 0	0- 0	NEUTRAL	0- 0	0- 0	0- 1				
1- 12	0- 1	0- 0	NON-CONFERENCE	0- 1	0- 3	1- 7				
1- 5	0- 0	0- 0	HOME	0- 1	0- 1	1- 3				
0- 6	0- 1	0- 0	AWAY	0- 0	0- 2	0- 3				
0- 1	0- 0	0- 0	NEUTRAL	0- 0	0- 0	0- 1				
2- 7	0- 0	0- 1	CONFERENCE	0- 2	0- 0	2- 4				
2- 3	0- 0	0- 0	HOME	0- 1	0- 0	2- 2				
0- 4	0- 0	0- 1	AWAY	0- 1	0- 0	0- 2				
0- 0	0- 0	0- 0	NEUTRAL	0- 0	0- 0	0- 0				

RPI 1-25				RPI 26-50				RPI 51-100				RPI 101+				Team's RPI: 323	
RPI	S	Opponent	Score	RPI	S	Opponent	Score	RPI	S	Opponent	Score	RPI	S	Opponent	Score		
23	A	Iowa St.	35 83	43	A	San Diego St.	46 68	66	H	Wyoming	48 86	116	A	Northern Colo.	44 68		
								86	H	San Diego	43 74	138	H	Navy	36 60		
								95	A	Fresno St.	47 60	148	A	Idaho St.	51 83		
												179	H	Army	68 72		
												201	N	Penn	39 61		
												209	H	New Mexico	67 72		
												212	A	North Dakota	42 76		
												216	A	Denver	73 77		
												225	A	Longwood	63 68		
												238	H	Colorado St.	44 64		
												245	H	UNLV	81 69		
												247	A	Boise St.	65 66		
												275	H	UMKC	58 66		
												276	H	CSU Bakersfield	82 78		
												298	A	Nevada	54 67		
												298	H	Nevada	63 56		
												307	H	Utah Valley	60 70		
LAST 12 Division I GAMES:																	
298	H	Nevada	63 56	238	H	Colorado St.	44 64										
209	H	New Mexico	67 72	245	H	UNLV	81 69										
43	A	San Diego St.	46 68	298	A	Nevada	54 67										
95	A	Fresno St.	47 60	307	H	Utah Valley	60 70										
66	H	Wyoming	48 86	201	N	Penn	39 61										
247	A	Boise St.	65 66	23	A	Iowa St.	35 83										

Non-Div I Games:

Air Force

■ Loss,
 ■ Non-Conf, S Site,
 ■ Home
 ■ Away
 N Neutral

Average RPI Win: 244	WON-LOST	WINNING	LAST 10	STRENGTH OF	OPP. STRENGTH	TEAM	ADJ.	CONF.	ADJ CONF.
Average RPI Loss: 104	RECORD	PCT. RANK	GAMES	SCHEDULE	OF SCHEDULE	RPI	RPI	RPI	RPI
DIV. I ONLY	15- 7	72	7- 3	276	176	130	130	18	18
DIV. I NON-CONF.	8- 4	84	1- 1	259	192	141	141	16	16
TOTALS	RPI 1-25	RPI 26-50	W-L RECORDS	RPI 51-100	RPI 101-150	RPI 150+			
15- 7	0- 1	0- 1	OVERALL	1- 2	1- 1	13- 2			
7- 3	0- 1	0- 1	HOME	1- 0	0- 0	6- 1			
8- 4	0- 0	0- 0	AWAY	0- 2	1- 1	7- 1			
0- 0	0- 0	0- 0	NEUTRAL	0- 0	0- 0	0- 0			
8- 4	0- 1	0- 0	NON-CONFERENCE	0- 1	0- 1	8- 1			
3- 2	0- 1	0- 0	HOME	0- 0	0- 0	3- 1			
5- 2	0- 0	0- 0	AWAY	0- 1	0- 1	5- 0			
0- 0	0- 0	0- 0	NEUTRAL	0- 0	0- 0	0- 0			
7- 3	0- 0	0- 1	CONFERENCE	1- 1	1- 0	5- 1			
4- 1	0- 0	0- 1	HOME	1- 0	0- 0	3- 0			
3- 2	0- 0	0- 0	AWAY	0- 1	1- 0	2- 1			
0- 0	0- 0	0- 0	NEUTRAL	0- 0	0- 0	0- 0			

RPI 1-25				RPI 26-50				RPI 51-100				RPI 101+ Team's RPI: 130			
RPI	S	Opponent	Score	RPI	S	Opponent	Score	RPI	S	Opponent	Score	RPI	S	Opponent	Score
18	H	Dayton	59 90	39	H	Toledo	65 77	69	A	Central Mich.	69 92	126	A	Saint Francis (PA)	73 74
								70	A	Youngstown St.	71 80	150	A	Miami (OH)	84 77
								97	H	Bowling Green	68 63	159	H	Wright St.	71 73
												169	A	Providence	81 78
												173	H	Cincinnati	67 54
												196	A	Tennessee Tech	78 67
												227	H	Eastern Mich.	82 81
												244	A	Western Mich.	77 84
												254	H	Buffalo	75 57
												265	A	Northern Ill.	63 52
												266	H	Canisius	81 72
												268	A	George Mason	65 49
												278	H	Bryant	78 56
												312	A	Ohio	81 54
												331	A	Saint Peter's	103 57
												337	H	Kent St.	93 58
												338	A	Chicago St.	86 45
LAST 12 Division I GAMES:															
150	A	Miami (OH)	84 77	244	A	Western Mich.	77 84								
227	H	Eastern Mich.	82 81	265	A	Northern Ill.	63 52								
254	H	Buffalo	75 57	337	H	Kent St.	93 58								
97	H	Bowling Green	68 63	312	A	Ohio	81 54								
69	A	Central Mich.	69 92	338	A	Chicago St.	86 45								
39	H	Toledo	65 77	70	A	Youngstown St.	71 80								

Non-Div I Games: Hiram 83 24

Akron

■ Loss,
 ■ Non-Conf,
 ■ S Site,
 ■ H Home
 ■ A Away
 N Neutral

Alabama

Through Games Of Sunday, February 10, 2013				STRENGTH OF		OPP. STRENGTH	TEAM	ADJ.	CONF.	ADJ CONF.
Average RPI Win:	223	WON-LOST	WINNING	LAST 10	SCHEDULE	OF SCHEDULE	RPI	RPI	RPI	RPI
Average RPI Loss:	58	RECORD	PCT. RANK	GAMES						
DIV. I ONLY	12- 12	160	2- 8	93	70	133	133	4	4	
DIV. I NON-CONF.	10- 3	50	1- 0	319	228	165	165	6	6	
TOTALS	RPI 1-25	RPI 26-50	W-L RECORDS	RPI 51-100	RPI 101-150	RPI 150+				
12- 12	0- 6	0- 2	OVERALL	2- 3	0- 0	10- 1				
6- 7	0- 3	0- 2	HOME	2- 1	0- 0	4- 1				
4- 5	0- 3	0- 0	AWAY	0- 2	0- 0	4- 0				
2- 0	0- 0	0- 0	NEUTRAL	0- 0	0- 0	2- 0				
10- 3	0- 0	0- 1	NON-CONFERENCE	1- 1	0- 0	9- 1				
5- 2	0- 0	0- 1	HOME	1- 0	0- 0	4- 1				
3- 1	0- 0	0- 0	AWAY	0- 1	0- 0	3- 0				
2- 0	0- 0	0- 0	NEUTRAL	0- 0	0- 0	2- 0				
2- 9	0- 6	0- 1	CONFERENCE	1- 2	0- 0	1- 0				
1- 5	0- 3	0- 1	HOME	1- 1	0- 0	0- 0				
1- 4	0- 3	0- 0	AWAY	0- 1	0- 0	1- 0				
0- 0	0- 0	0- 0	NEUTRAL	0- 0	0- 0	0- 0				

RPI 1-25				RPI 26-50				RPI 51-100				RPI 101+ Team's RPI: 133			
RPI	S	Opponent	Score	RPI	S	Opponent	Score	RPI	S	Opponent	Score	RPI	S	Opponent	Score
7	A	Tennessee	69 96	36	H	Vanderbilt	58 67	57	H	Virginia	73 70	164	A	Hawaii	44 43
9	A	Texas A&M	52 91	47	H	Chattanooga	58 72	60	A	Florida	54 87	173	N	Cincinnati	58 47
10	H	Kentucky	70 87					73	H	Arkansas	80 91	181	A	Houston	83 74
14	H	South Carolina	53 65					90	A	Wisconsin	50 69	189	H	North Texas	88 83
17	A	Georgia	59 65					92	H	Auburn	61 51	246	A	Ole Miss	83 75
17	H	Georgia	83 95									288	H	Southeastern La.	97 62
												290	A	Troy	80 71
												317	H	Wofford	52 58
												326	N	LIU Brooklyn	80 58
												330	H	Ark.-Pine Bluff	79 60
												340	H	Jacksonville St.	80 43
LAST 12 Division I GAMES:															
73	H	Arkansas	80 91	7	A	Tennessee	69 96								
14	H	South Carolina	53 65	246	A	Ole Miss	83 75								
60	A	Florida	54 87	17	H	Georgia	83 95								
17	A	Georgia	59 65	10	H	Kentucky	70 87								
36	H	Vanderbilt	58 67	9	A	Texas A&M	52 91								
92	H	Auburn	61 51	164	A	Hawaii	44 43								

Non-Div I Games:

Alabama

■ Loss,
 ■ Non-Conf, S Site,
 ■ Home
 ■ Away
 N Neutral

Average RPI Win:	316	WON-LOST	WINNING	LAST 10	STRENGTH OF	OPP. STRENGTH	TEAM	ADJ.	CONF.	ADJ CONF.
Average RPI Loss:	193	RECORD	PCT. RANK	GAMES	SCHEDULE	OF SCHEDULE	RPI	RPI	RPI	RPI
DIV. I ONLY	6- 15	295	4- 6	296	334	310	310	32	32	
DIV. I NON-CONF.	0- 9	337	0- 0	64	152	298	298	31	31	
TOTALS	RPI 1-25	RPI 26-50	W-L RECORDS	RPI 51-100	RPI 101-150	RPI 150+				
6- 15	0- 1	0- 1	OVERALL	0- 1	0- 3	6- 9				
4- 5	0- 0	0- 0	HOME	0- 0	0- 1	4- 4				
2- 8	0- 0	0- 0	AWAY	0- 0	0- 0	2- 1				
0- 2	0- 1	0- 0	NEUTRAL	0- 0	0- 1	0- 0				
0- 9	0- 1	0- 1	NON-CONFERENCE	0- 1	0- 3	0- 3				
0- 2	0- 0	0- 0	HOME	0- 0	0- 1	0- 1				
0- 5	0- 0	0- 1	AWAY	0- 1	0- 1	0- 2				
0- 2	0- 1	0- 0	NEUTRAL	0- 0	0- 1	0- 0				
6- 6	0- 0	0- 0	CONFERENCE	0- 0	0- 0	6- 6				
4- 3	0- 0	0- 0	HOME	0- 0	0- 0	4- 3				
2- 3	0- 0	0- 0	AWAY	0- 0	0- 0	2- 3				
0- 0	0- 0	0- 0	NEUTRAL	0- 0	0- 0	0- 0				

RPI 1-25				RPI 26-50				RPI 51-100				RPI 101+ Team's RPI: 310			
RPI	S	Opponent	Score	RPI	S	Opponent	Score	RPI	S	Opponent	Score	RPI	S	Opponent	Score
4	N	Notre Dame	39 100	40	A	Kansas	59 76	92	A	Auburn	44 93	136	N	Old Dominion	46 75
												140	H	UAB	53 72
												147	A	Memphis	57 80
												166	A	Texas Southern	50 54
												200	A	Murray St.	54 69
												232	A	Prairie View	59 68
												245	A	UNLV	62 67
												256	A	Mississippi Val.	67 58
												256	H	Mississippi Val.	45 51
												262	H	Southern U.	63 76
												315	H	Austin Peay	54 67
												318	H	Jackson St.	66 48
												320	H	Grambling	78 56
												327	A	Alabama St.	66 73
												327	H	Alabama St.	67 69
												330	A	Ark.-Pine Bluff	73 62
												330	H	Ark.-Pine Bluff	59 48
												339	H	Alcorn	64 44
LAST 12 Division I GAMES:															
327	A	Alabama St.	66 73	339	H	Alcorn	64 44								
330	H	Ark.-Pine Bluff	59 48	327	H	Alabama St.	67 69								
256	H	Mississippi Val.	45 51	330	A	Ark.-Pine Bluff	73 62								
232	A	Prairie View	59 68	256	A	Mississippi Val.	67 58								
166	A	Texas Southern	50 54	318	H	Jackson St.	66 48								
262	H	Southern U.	63 76	320	H	Grambling	78 56								

Non-Div I Games: Miles 62 51

Alabama A&M

■ Loss,
 ■ Non-Conf,
 ■ S Site,
 ■ Home
 ■ A Away
 N Neutral

Average RPI Win:	321	WON-LOST	WINNING	LAST 10	STRENGTH OF	OPP. STRENGTH	TEAM	ADJ.	CONF.	ADJ CONF.
Average RPI Loss:	206	RECORD	PCT. RANK	GAMES	SCHEDULE	OF SCHEDULE	RPI	RPI	RPI	RPI
DIV. I ONLY	6- 15	295	4- 6	329	338	327	327	32	32	
DIV. I NON-CONF.	0- 9	337	0- 0	178	247	331	331	31	31	
TOTALS	RPI 1-25	RPI 26-50	W-L RECORDS	RPI 51-100	RPI 101-150	RPI 150+				
6- 15	0- 1	0- 0	OVERALL	0- 1	0- 2	6- 11				
5- 3	0- 0	0- 0	HOME	0- 0	0- 0	5- 3				
1- 10	0- 1	0- 0	AWAY	0- 1	0- 1	1- 7				
0- 2	0- 0	0- 0	NEUTRAL	0- 0	0- 1	0- 1				
0- 9	0- 1	0- 0	NON-CONFERENCE	0- 1	0- 2	0- 5				
0- 1	0- 0	0- 0	HOME	0- 0	0- 0	0- 1				
0- 6	0- 1	0- 0	AWAY	0- 1	0- 1	0- 3				
0- 2	0- 0	0- 0	NEUTRAL	0- 0	0- 1	0- 1				
6- 6	0- 0	0- 0	CONFERENCE	0- 0	0- 0	6- 6				
5- 2	0- 0	0- 0	HOME	0- 0	0- 0	5- 2				
1- 4	0- 0	0- 0	AWAY	0- 0	0- 0	1- 4				
0- 0	0- 0	0- 0	NEUTRAL	0- 0	0- 0	0- 0				

RPI 1-25				RPI 26-50				RPI 51-100				RPI 101+ Team's RPI: 327			
RPI	S	Opponent	Score	RPI	S	Opponent	Score	RPI	S	Opponent	Score	RPI	S	Opponent	Score
23	A	Iowa St.	47 86					92	A	Auburn	43 80	134	A	Mercer	55 65
												140	N	UAB	41 74
												166	A	Texas Southern	40 74
												176	H	Nicholls St.	46 57
												201	N	Penn	37 52
												232	A	Prairie View	53 63
												242	A	Samford	19 49
												256	A	Mississippi Val.	63 67
												256	H	Mississippi Val.	48 53
												262	H	Southern U.	44 57
												290	A	Troy	88 90
												293	A	Savannah St.	48 60
												310	A	Alabama A&M	69 67
												310	H	Alabama A&M	73 66
												318	H	Jackson St.	76 62
												320	H	Grambling	68 60
												330	A	Ark.-Pine Bluff	63 68
												330	H	Ark.-Pine Bluff	66 63
												339	H	Alcorn	54 46
LAST 12 Division I GAMES:															
310	H	Alabama A&M	73 66	262	H	Southern U.	44 57								
256	H	Mississippi Val.	48 53	310	A	Alabama A&M	69 67								
330	H	Ark.-Pine Bluff	66 63	256	A	Mississippi Val.	63 67								
166	A	Texas Southern	40 74	330	A	Ark.-Pine Bluff	63 68								
232	A	Prairie View	53 63	320	H	Grambling	68 60								
339	H	Alcorn	54 46	318	H	Jackson St.	76 62								

Non-Div I Games: Mobile 72 55 Oakwood 105 30

Alabama St.

■ Loss,
 ■ Non-Conf,
 ■ S Site,
 ■ Home
 ■ A Away
 N Neutral

Average RPI Win:	255	WON-LOST	WINNING	LAST 10	STRENGTH OF	OPP. STRENGTH	TEAM	ADJ.	CONF.	ADJ CONF.
Average RPI Loss:	81	RECORD	PCT. RANK	GAMES	SCHEDULE	OF SCHEDULE	RPI	RPI	RPI	RPI
DIV. I ONLY	20- 3	13	10- 0	327	256	96	96	23	23	
DIV. I NON-CONF.	9- 3	55	1- 0	278	255	117	117	25	25	
TOTALS	RPI 1-25	RPI 26-50	W-L RECORDS	RPI 51-100	RPI 101-150	RPI 150+				
20- 3	0- 0	0- 1	OVERALL	2- 1	0- 1	18- 0				
9- 1	0- 0	0- 0	HOME	1- 1	0- 0	8- 0				
10- 1	0- 0	0- 0	AWAY	1- 0	0- 0	9- 0				
1- 1	0- 0	0- 0	NEUTRAL	0- 0	0- 1	1- 0				
9- 3	0- 0	0- 1	NON-CONFERENCE	0- 1	0- 1	9- 0				
3- 1	0- 0	0- 0	HOME	0- 1	0- 0	3- 0				
5- 1	0- 0	0- 1	AWAY	0- 0	0- 0	5- 0				
1- 1	0- 0	0- 0	NEUTRAL	0- 0	0- 1	1- 0				
11- 0	0- 0	0- 0	CONFERENCE	2- 0	0- 0	9- 0				
6- 0	0- 0	0- 0	HOME	1- 0	0- 0	5- 0				
5- 0	0- 0	0- 0	AWAY	1- 0	0- 0	4- 0				
0- 0	0- 0	0- 0	NEUTRAL	0- 0	0- 0	0- 0				

RPI 1-25				RPI 26-50				RPI 51-100				Team's RPI: 96				RPI 101+			
RPI	S	Opponent	Score	RPI	S	Opponent	Score	RPI	S	Opponent	Score	RPI	S	Opponent	Score	RPI	S	Opponent	Score
30	A	Michigan St.	35 67	63	A	Boston U.	57 50	132	N	Sam Houston St.	68 71	183	H	Dartmouth	62 49	198	A	Stony Brook	68 35
				82	H	Fordham	43 60	203	A	La Salle	75 36	244	A	Western Mich.	68 54	253	H	New Hampshire	78 43
				83	H	Hartford	55 48	258	A	Siena	65 48	266	A	Canisius	65 43	266	N	Canisius	67 47
								283	A	Delaware St.	79 57	295	H	NJIT	76 41	301	A	Binghamton	72 47
								301	H	Binghamton	69 41	303	H	Vermont	59 32	304	A	UMBC	87 33
								304	H	UMBC	85 41	326	H	LIU Brooklyn	67 50	333	A	Maine	86 54
								333	H	Maine	71 39								
LAST 12 Division I GAMES:																			
333	A	Maine	86 54	83	H	Hartford	55 48												
304	H	UMBC	85 41	253	H	New Hampshire	78 43												
301	H	Binghamton	69 41	333	H	Maine	71 39												
198	A	Stony Brook	68 35	301	A	Binghamton	72 47												
303	H	Vermont	59 32	304	A	UMBC	87 33												
63	A	Boston U.	57 50	266	N	Canisius	67 47												

Non-Div I Games:

Albany (NY)

■ Loss,
 ■ Non-Conf, S Site,
 ■ Home
 ■ Away
 N Neutral

Average RPI Win:	320	WON-LOST	WINNING	LAST 10	STRENGTH OF	OPP. STRENGTH	TEAM	ADJ.	CONF.	ADJ CONF.
Average RPI Loss:	214	RECORD	PCT. RANK	GAMES	SCHEDULE	OF SCHEDULE	RPI	RPI	RPI	RPI
DIV. I ONLY	1- 20	341	1- 9	302	314	339	339	32	32	
DIV. I NON-CONF.	0- 9	337	0- 0	55	55	289	289	31	31	
TOTALS	RPI 1-25	RPI 26-50	W-L RECORDS	RPI 51-100	RPI 101-150	RPI 150+				
1- 20	0- 2	0- 1	OVERALL	0- 2	0- 0	1- 15				
0- 9	0- 0	0- 0	HOME	0- 0	0- 0	0- 9				
1- 11	0- 2	0- 1	AWAY	0- 2	0- 0	1- 6				
0- 0	0- 0	0- 0	NEUTRAL	0- 0	0- 0	0- 0				
0- 9	0- 2	0- 1	NON-CONFERENCE	0- 2	0- 0	0- 4				
0- 2	0- 0	0- 0	HOME	0- 0	0- 0	0- 2				
0- 7	0- 2	0- 1	AWAY	0- 2	0- 0	0- 2				
0- 0	0- 0	0- 0	NEUTRAL	0- 0	0- 0	0- 0				
1- 11	0- 0	0- 0	CONFERENCE	0- 0	0- 0	1- 11				
0- 7	0- 0	0- 0	HOME	0- 0	0- 0	0- 7				
1- 4	0- 0	0- 0	AWAY	0- 0	0- 0	1- 4				
0- 0	0- 0	0- 0	NEUTRAL	0- 0	0- 0	0- 0				

RPI 1-25				RPI 26-50				RPI 51-100				RPI 101+ Team's RPI: 339			
RPI	S	Opponent	Score	RPI	S	Opponent	Score	RPI	S	Opponent	Score	RPI	S	Opponent	Score
7	A	Tennessee	37 90	49	A	Miami (FL)	53 68	53	A	SMU	46 76	166	H	Texas Southern	45 61
10	A	Kentucky	23 90					81	A	Georgia Tech	49 76	196	A	Tennessee Tech	57 74
												232	H	Prairie View	52 64
												236	H	Central Ark.	39 47
												256	A	Mississippi Val.	57 65
												256	H	Mississippi Val.	61 65
												262	H	Southern U.	53 64
												274	A	Northwestern St.	50 55
												288	H	Southeastern La.	54 59
												310	A	Alabama A&M	44 64
												318	A	Jackson St.	56 59
												318	H	Jackson St.	34 40
												320	A	Grambling	71 58
												320	H	Grambling	46 57
												327	A	Alabama St.	46 54
												330	H	Ark.-Pine Bluff	41 50
LAST 12 Division I GAMES:															
256	A	Mississippi Val.	57 65	330	H	Ark.-Pine Bluff	41 50								
320	H	Grambling	46 57	256	H	Mississippi Val.	61 65								
318	H	Jackson St.	34 40	320	A	Grambling	71 58								
262	H	Southern U.	53 64	318	A	Jackson St.	56 59								
327	A	Alabama St.	46 54	166	H	Texas Southern	45 61								
310	A	Alabama A&M	44 64	232	H	Prairie View	52 64								

Non-Div I Games:

Alcorn

■ Loss,
 ■ Non-Conf,
 ■ S Site,
 ■ H Home
 ■ A Away
 N Neutral

Average RPI Win: 221	WON-LOST	WINNING	LAST 10	STRENGTH OF	OPP. STRENGTH	TEAM	ADJ.	CONF.	ADJ CONF.
Average RPI Loss: 152	RECORD	PCT. RANK	GAMES	SCHEDULE	OF SCHEDULE	RPI	RPI	RPI	RPI
DIV. I ONLY	13- 9	114	6- 4	157	227	101	101	16	16
DIV. I NON-CONF.	7- 7	160	2- 2	153	225	144	144	19	19

TOTALS	RPI 1-25	RPI 26-50	W-L RECORDS	RPI 51-100	RPI 101-150	RPI 150+			
13- 9	0- 1	0- 0	OVERALL	1- 3	0- 1	12- 4			
6- 2	0- 0	0- 0	HOME	0- 2	0- 0	6- 0			
7- 7	0- 1	0- 0	AWAY	1- 1	0- 1	6- 4			
0- 0	0- 0	0- 0	NEUTRAL	0- 0	0- 0	0- 0			
7- 7	0- 1	0- 0	NON-CONFERENCE	1- 3	0- 0	6- 3			
3- 2	0- 0	0- 0	HOME	0- 2	0- 0	3- 0			
4- 5	0- 1	0- 0	AWAY	1- 1	0- 0	3- 3			
0- 0	0- 0	0- 0	NEUTRAL	0- 0	0- 0	0- 0			
6- 2	0- 0	0- 0	CONFERENCE	0- 0	0- 1	6- 1			
3- 0	0- 0	0- 0	HOME	0- 0	0- 0	3- 0			
3- 2	0- 0	0- 0	AWAY	0- 0	0- 1	3- 1			
0- 0	0- 0	0- 0	NEUTRAL	0- 0	0- 0	0- 0			

RPI 1-25				RPI 26-50				RPI 51-100				RPI 101+ Team's RPI: 101			
RPI	S	Opponent	Score	RPI	S	Opponent	Score	RPI	S	Opponent	Score	RPI	S	Opponent	Score
8	A	Maryland	54 94					76	A	Drexel	58 52	138	A	Navy	42 61
								80	H	Hampton	58 61	151	A	Elon	69 68
								82	H	Fordham	50 71	154	H	George Washington	57 54
								99	A	James Madison	49 65	162	H	Holy Cross	67 62
												179	H	Army	45 42
												188	A	Bucknell	66 58
												220	A	Lafayette	47 49
												228	A	Mt. St. Mary's	48 46
												231	A	Loyola Maryland	53 55
												237	A	Lehigh	62 56
												244	A	Western Mich.	53 57
												269	A	Oakland	60 70
												285	A	Colgate	69 44
												285	H	Colgate	54 45
												292	H	Coppin St.	70 54
												304	H	UMBC	85 57
												332	A	UMES	61 53
LAST 12 Division I GAMES:															
285	A	Colgate	69 44	237	A	Lehigh	62 56								
220	A	Lafayette	47 49	285	H	Colgate	54 45								
188	A	Bucknell	66 58	80	H	Hampton	58 61								
179	H	Army	45 42	82	H	Fordham	50 71								
138	A	Navy	42 61	228	A	Mt. St. Mary's	48 46								
162	H	Holy Cross	67 62	76	A	Drexel	58 52								

Non-Div I Games:

American

■ Loss,
 ■ Non-Conf, S Site,
 ■ Home
 ■ Away
 N Neutral

Average RPI Win:	263	WON-LOST	WINNING	LAST 10	STRENGTH OF	OPP. STRENGTH	TEAM	ADJ.	CONF.	ADJ CONF.
Average RPI Loss:	102	RECORD	PCT. RANK	GAMES	SCHEDULE	OF SCHEDULE	RPI	RPI	RPI	RPI
DIV. I ONLY	13- 6	70	7- 3	307	216	124	124	20	20	
DIV. I NON-CONF.	5- 2	70	0- 1	309	144	110	110	26	26	
TOTALS	RPI 1-25	RPI 26-50	W-L RECORDS	RPI 51-100	RPI 101-150	RPI 150+				
13- 6	0- 0	0- 2	OVERALL	0- 2	0- 1	13- 1				
5- 1	0- 0	0- 0	HOME	0- 1	0- 0	5- 0				
6- 5	0- 0	0- 2	AWAY	0- 1	0- 1	6- 1				
2- 0	0- 0	0- 0	NEUTRAL	0- 0	0- 0	2- 0				
5- 2	0- 0	0- 1	NON-CONFERENCE	0- 0	0- 1	5- 0				
1- 0	0- 0	0- 0	HOME	0- 0	0- 0	1- 0				
2- 2	0- 0	0- 1	AWAY	0- 0	0- 1	2- 0				
2- 0	0- 0	0- 0	NEUTRAL	0- 0	0- 0	2- 0				
8- 4	0- 0	0- 1	CONFERENCE	0- 2	0- 0	8- 1				
4- 1	0- 0	0- 0	HOME	0- 1	0- 0	4- 0				
4- 3	0- 0	0- 1	AWAY	0- 1	0- 0	4- 1				
0- 0	0- 0	0- 0	NEUTRAL	0- 0	0- 0	0- 0				

RPI 1-25				RPI 26-50				RPI 51-100				RPI 101+				Team's RPI: 124	
RPI	S	Opponent	Score	RPI	S	Opponent	Score	RPI	S	Opponent	Score	RPI	S	Opponent	Score		
				41	A	West Virginia	67 72	77	A	Davidson	49 65	125	A	Virginia Tech	68 71		
				47	A	Chattanooga	55 59	77	H	Davidson	49 56	151	H	Elon	80 62		
												160	N	Campbell	69 54		
												205	A	Furman	66 52		
												208	A	Col. of Charleston	63 55		
												222	A	Xavier	77 73		
												239	A	East Tenn. St.	85 57		
												242	A	Samford	64 66		
												313	A	Ga. Southern	67 54		
												313	H	Ga. Southern	79 47		
												314	H	Western Caro.	77 46		
												317	A	Wofford	68 65		
												319	H	UNC Greensboro	81 58		
												325	H	Gardner-Webb	84 43		
												335	N	Norfolk St.	68 61		
LAST 12 Division I GAMES:																	
				77	H	Davidson	49 56	208	A	Col. of Charleston	63 55						
				313	A	Ga. Southern	67 54	317	A	Wofford	68 65						
				151	H	Elon	80 62	314	H	Western Caro.	77 46						
				242	A	Samford	64 66	205	A	Furman	66 52						
				47	A	Chattanooga	55 59	77	A	Davidson	49 65						
				319	H	UNC Greensboro	81 58	41	A	West Virginia	67 72						

Non-Div I Games: Lees-McRae 91 54

Appalachian St.

Loss, Non-Conf, S Site, H Home A Away N Neutral

Average RPI Win:	203	WON-LOST	WINNING	LAST 10	STRENGTH OF	OPP. STRENGTH	TEAM	ADJ.	CONF.	ADJ CONF.
Average RPI Loss:	77	RECORD	PCT. RANK	GAMES	SCHEDULE	OF SCHEDULE	RPI	RPI	RPI	RPI
DIV. I ONLY	11- 12	170	2- 8	99	67	111	111	6	6	
DIV. I NON-CONF.	8- 3	61	0- 0	203	212	95	95	5	5	
TOTALS	RPI 1-25	RPI 26-50	W-L RECORDS	RPI 51-100	RPI 101-150	RPI 150+				
11- 12	0- 3	0- 1	OVERALL	0- 4	3- 2	8- 2				
4- 4	0- 0	0- 0	HOME	0- 2	1- 1	3- 1				
6- 7	0- 3	0- 1	AWAY	0- 1	2- 1	4- 1				
1- 1	0- 0	0- 0	NEUTRAL	0- 1	0- 0	1- 0				
8- 3	0- 0	0- 0	NON-CONFERENCE	0- 2	1- 0	7- 1				
3- 1	0- 0	0- 0	HOME	0- 1	1- 0	2- 0				
4- 1	0- 0	0- 0	AWAY	0- 0	0- 0	4- 1				
1- 1	0- 0	0- 0	NEUTRAL	0- 1	0- 0	1- 0				
3- 9	0- 3	0- 1	CONFERENCE	0- 2	2- 2	1- 1				
1- 3	0- 0	0- 0	HOME	0- 1	0- 1	1- 1				
2- 6	0- 3	0- 1	AWAY	0- 1	2- 1	0- 0				
0- 0	0- 0	0- 0	NEUTRAL	0- 0	0- 0	0- 0				

RPI 1-25				RPI 26-50				RPI 51-100				RPI 101+ Team's RPI: 111			
RPI	S	Opponent	Score	RPI	S	Opponent	Score	RPI	S	Opponent	Score	RPI	S	Opponent	Score
3	A	Stanford	43 73	27	A	Colorado	36 79	61	A	Washington	65 76	102	A	Utah	62 58
6	A	California	86 91					61	H	Washington	65 74	114	H	Cal St. Northridge	53 46
12	A	UCLA	57 73					64	H	BYU	48 62	129	A	Washington St.	71 65
								67	N	UTEP	53 64	129	H	Washington St.	50 60
												137	A	Southern California	57 74
												166	N	Texas Southern	65 59
												180	H	Oregon St.	48 57
												182	A	Long Beach St.	61 71
												189	A	North Texas	71 66
												209	A	New Mexico	58 53
												225	H	Longwood	86 68
												245	A	UNLV	83 82
												251	H	Oregon	100 68
												276	A	CSU Bakersfield	71 50
												329	H	Weber St.	81 49
LAST 12 Division I GAMES:															
6	A	California	86 91	27	A	Colorado	36 79								
3	A	Stanford	43 73	102	A	Utah	62 58								
129	H	Washington St.	50 60	251	H	Oregon	100 68								
61	H	Washington	65 74	180	H	Oregon St.	48 57								
137	A	Southern California	57 74	61	A	Washington	65 76								
12	A	UCLA	57 73	129	A	Washington St.	71 65								

Non-Div I Games:

Arizona

Average RPI Win:	162	WON-LOST	WINNING	LAST 10	STRENGTH OF	OPP. STRENGTH	TEAM	ADJ.	CONF.	ADJ CONF.
Average RPI Loss:	60	RECORD	PCT. RANK	GAMES	SCHEDULE	OF SCHEDULE	RPI	RPI	RPI	RPI
DIV. I ONLY	11- 13	186	3- 7	60	30	98	98	6	6	
DIV. I NON-CONF.	8- 4	84	0- 0	85	34	73	73	5	5	
TOTALS	RPI 1-25	RPI 26-50	W-L RECORDS	RPI 51-100	RPI 101-150	RPI 150+				
11- 13	0- 4	0- 2	OVERALL	2- 3	4- 4	5- 0				
6- 4	0- 1	0- 1	HOME	1- 1	1- 1	4- 0				
3- 8	0- 3	0- 1	AWAY	0- 2	2- 2	1- 0				
2- 1	0- 0	0- 0	NEUTRAL	1- 0	1- 1	0- 0				
8- 4	0- 1	0- 1	NON-CONFERENCE	2- 1	3- 1	3- 0				
4- 2	0- 1	0- 1	HOME	1- 0	1- 0	2- 0				
2- 1	0- 0	0- 0	AWAY	0- 1	1- 0	1- 0				
2- 1	0- 0	0- 0	NEUTRAL	1- 0	1- 1	0- 0				
3- 9	0- 3	0- 1	CONFERENCE	0- 2	1- 3	2- 0				
2- 2	0- 0	0- 0	HOME	0- 1	0- 1	2- 0				
1- 7	0- 3	0- 1	AWAY	0- 1	1- 2	0- 0				
0- 0	0- 0	0- 0	NEUTRAL	0- 0	0- 0	0- 0				

RPI 1-25				RPI 26-50				RPI 51-100 Team's RPI: 98				RPI 101+			
RPI	S	Opponent	Score	RPI	S	Opponent	Score	RPI	S	Opponent	Score	RPI	S	Opponent	Score
3	A	Stanford	45 69	27	A	Colorado	43 57	60	N	Florida	74 58	102	A	Utah	46 66
6	A	California	53 66	37	H	Texas Tech	49 61	61	A	Washington	74 77	105	A	Boston College	68 59
12	A	UCLA	50 54					61	H	Washington	61 74	117	N	UNI	66 63
18	H	Dayton	59 65					67	A	UTEP	54 60	122	N	North Carolina St.	68 72
								86	H	San Diego	72 39	129	A	Washington St.	65 77
												129	H	Washington St.	43 54
												137	A	Southern California	60 53
												148	H	Idaho St.	60 53
												169	A	Providence	67 58
												180	H	Oregon St.	66 55
												225	H	Longwood	62 50
												251	H	Oregon	60 45
												301	H	Binghamton	60 35
LAST 12 Division I GAMES:															
3	A	Stanford	45 69	102	A	Utah	46 66								
6	A	California	53 66	27	A	Colorado	43 57								
61	H	Washington	61 74	180	H	Oregon St.	66 55								
129	H	Washington St.	43 54	251	H	Oregon	60 45								
12	A	UCLA	50 54	129	A	Washington St.	65 77								
137	A	Southern California	60 53	61	A	Washington	74 77								

Non-Div I Games:

Arizona St.

■ Loss,
 ■ Non-Conf,
 ■ S Site,
 ■ Home
 ■ A Away
 N Neutral

Average RPI Win:	308	WON-LOST	WINNING	LAST 10	STRENGTH OF	OPP. STRENGTH	TEAM	ADJ.	CONF.	ADJ CONF.
Average RPI Loss:	215	RECORD	PCT. RANK	GAMES	SCHEDULE	OF SCHEDULE	RPI	RPI	RPI	RPI
DIV. I ONLY	6- 14	291	3- 7	338	340	330	330	32	32	
DIV. I NON-CONF.	2- 6	287	0- 0	252	273	283	283	31	31	
TOTALS	RPI 1-25	RPI 26-50	W-L RECORDS	RPI 51-100	RPI 101-150	RPI 150+				
6- 14	0- 0	0- 0	OVERALL	0- 3	0- 2	6- 9				
4- 4	0- 0	0- 0	HOME	0- 0	0- 0	4- 4				
2- 10	0- 0	0- 0	AWAY	0- 0	0- 0	2- 0				
0- 0	0- 0	0- 0	NEUTRAL	0- 0	0- 0	0- 0				
2- 6	0- 0	0- 0	NON-CONFERENCE	0- 3	0- 2	2- 1				
1- 1	0- 0	0- 0	HOME	0- 0	0- 0	1- 1				
1- 5	0- 0	0- 0	AWAY	0- 3	0- 2	1- 0				
0- 0	0- 0	0- 0	NEUTRAL	0- 0	0- 0	0- 0				
4- 8	0- 0	0- 0	CONFERENCE	0- 0	0- 0	4- 8				
3- 3	0- 0	0- 0	HOME	0- 0	0- 0	3- 3				
1- 5	0- 0	0- 0	AWAY	0- 0	0- 0	1- 5				
0- 0	0- 0	0- 0	NEUTRAL	0- 0	0- 0	0- 0				

RPI 1-25			RPI 26-50			RPI 51-100			RPI 101+ Team's RPI: 330		
RPI	S	Opponent	Score	RPI	S	Opponent	Score	RPI	S	Opponent	Score
								65	A	Kansas St.	55 89
								78	A	Wichita St.	43 81
								87	A	Missouri	59 97
								133	A	Alabama	60 79
								140	A	UAB	25 71
								166	H	Texas Southern	61 65
								232	H	Prairie View	57 50
								240	H	Neb. Omaha	63 67
								256	H	Mississippi Val.	64 71
								262	A	Southern U.	44 67
								262	H	Southern U.	59 50
								310	A	Alabama A&M	48 59
								310	H	Alabama A&M	62 73
								318	A	Jackson St.	59 70
								320	A	Grambling	62 67
								327	A	Alabama St.	63 66
								327	H	Alabama St.	68 63
								339	A	Alcorn	50 41
								344	A	New Orleans	63 54
								344	H	New Orleans	75 62
LAST 12 Division I GAMES:											
262	H	Southern U.	59 50	166	H	Texas Southern	61 65				
310	A	Alabama A&M	48 59	339	A	Alcorn	50 41				
327	A	Alabama St.	63 66	262	A	Southern U.	44 67				
318	A	Jackson St.	59 70	310	H	Alabama A&M	62 73				
320	A	Grambling	62 67	327	H	Alabama St.	68 63				
232	H	Prairie View	57 50	256	H	Mississippi Val.	64 71				

Non-Div I Games: Philander Smith 67 48 LeMoyne-Owen 87 57

Ark.-Pine Bluff

■ Loss,
 ■ Non-Conf,
 ■ S Site,
 ■ Home
 ■ A Away
 N Neutral

Arkansas

Through Games Of Sunday, February 10, 2013

Average RPI Win: 190	WON-LOST	WINNING	LAST 10	STRENGTH OF	OPP. STRENGTH	TEAM	ADJ.	CONF.	ADJ CONF.
Average RPI Loss: 47	RECORD	PCT. RANK	GAMES	SCHEDULE	OF SCHEDULE	RPI	RPI	RPI	RPI
DIV. I ONLY	16- 8	75	4- 6	94	62	73	73	4	4
DIV. I NON-CONF.	12- 1	4	1- 0	257	159	61	61	6	6
TOTALS	RPI 1-25	RPI 26-50	W-L RECORDS	RPI 51-100	RPI 101-150	RPI 150+			
16- 8	0- 5	1- 1	OVERALL	2- 1	2- 0	11- 1			
8- 4	0- 4	1- 0	HOME	1- 0	0- 0	6- 0			
7- 3	0- 0	0- 1	AWAY	1- 1	2- 0	4- 1			
1- 1	0- 1	0- 0	NEUTRAL	0- 0	0- 0	1- 0			
12- 1	0- 1	1- 0	NON-CONFERENCE	0- 0	1- 0	10- 0			
7- 0	0- 0	1- 0	HOME	0- 0	0- 0	6- 0			
4- 0	0- 0	0- 0	AWAY	0- 0	1- 0	3- 0			
1- 1	0- 1	0- 0	NEUTRAL	0- 0	0- 0	1- 0			
4- 7	0- 4	0- 1	CONFERENCE	2- 1	1- 0	1- 1			
1- 4	0- 4	0- 0	HOME	1- 0	0- 0	0- 0			
3- 3	0- 0	0- 1	AWAY	1- 1	1- 0	1- 1			
0- 0	0- 0	0- 0	NEUTRAL	0- 0	0- 0	0- 0			

RPI 1-25				RPI 26-50				RPI 51-100				RPI 101+			
RPI	S	Opponent	Score	RPI	S	Opponent	Score	RPI	S	Opponent	Score	RPI	S	Opponent	Score
9	H	Texas A&M	51 63	36	A	Vanderbilt	58 78	59	H	LSU	63 54	133	A	Alabama	91 80
10	H	Kentucky	74 80	40	H	Kansas	64 56	87	A	Missouri	58 50	143	A	Oral Roberts	80 57
14	H	South Carolina	40 43					92	A	Auburn	47 50	164	A	Hawaii	83 68
17	H	Georgia	53 57									166	H	Texas Southern	72 50
22	N	Oklahoma	70 73									171	A	Tulsa	64 56
												172	A	Mississippi St.	44 47
												205	A	Furman	73 38
												233	H	Pepperdine	64 39
												246	A	Ole Miss	77 66
												251	N	Oregon	79 67
												256	H	Mississippi Val.	99 42
												274	H	Northwestern St.	80 41
												292	H	Coppin St.	71 57
												318	H	Jackson St.	97 58
LAST 12 Division I GAMES:															
133	A	Alabama	91 80	17	H	Georgia	53 57								
10	H	Kentucky	74 80	36	A	Vanderbilt	58 78								
172	A	Mississippi St.	44 47	59	H	LSU	63 54								
246	A	Ole Miss	77 66	9	H	Texas A&M	51 63								
14	H	South Carolina	40 43	92	A	Auburn	47 50								
87	A	Missouri	58 50	292	H	Coppin St.	71 57								

Non-Div I Games:

Arkansas

■ Loss,
 ■ Non-Conf, S Site,
 ■ Home
 ■ Away
 N Neutral

Average RPI Win:	199	WON-LOST	WINNING	LAST 10	STRENGTH OF	OPP. STRENGTH	TEAM	ADJ.	CONF.	ADJ CONF.
Average RPI Loss:	134	RECORD	PCT. RANK	GAMES	SCHEDULE	OF SCHEDULE	RPI	RPI	RPI	RPI
DIV. I ONLY	13- 11	140	8- 2	123	163	139	139	12	12	
DIV. I NON-CONF.	3- 6	241	0- 0	147	209	254	254	13	13	
TOTALS	RPI 1-25	RPI 26-50	W-L RECORDS	RPI 51-100	RPI 101-150	RPI 150+				
13- 11	0- 0	0- 1	OVERALL	2- 3	2- 2	9- 5				
9- 4	0- 0	0- 0	HOME	1- 2	1- 0	7- 2				
4- 7	0- 0	0- 1	AWAY	1- 1	1- 2	2- 3				
0- 0	0- 0	0- 0	NEUTRAL	0- 0	0- 0	0- 0				
3- 6	0- 0	0- 1	NON-CONFERENCE	0- 1	0- 2	3- 2				
3- 2	0- 0	0- 0	HOME	0- 1	0- 0	3- 1				
0- 4	0- 0	0- 1	AWAY	0- 0	0- 2	0- 1				
0- 0	0- 0	0- 0	NEUTRAL	0- 0	0- 0	0- 0				
10- 5	0- 0	0- 0	CONFERENCE	2- 2	2- 0	6- 3				
6- 2	0- 0	0- 0	HOME	1- 1	1- 0	4- 1				
4- 3	0- 0	0- 0	AWAY	1- 1	1- 0	2- 2				
0- 0	0- 0	0- 0	NEUTRAL	0- 0	0- 0	0- 0				

RPI S	Opponent	Score	RPI S	Opponent	Score	RPI S	Opponent	Score	RPI S	Opponent	Score	Team's RPI: 139
39	A Toledo	34 56	55	A Middle Tenn.	49 93	118	A FIU	60 57	118	H FIU	49 43	
			55	H Middle Tenn.	70 72	135	A Missouri St.	60 83	137	A Southern California	58 72	
			78	H Wichita St.	51 60	161	A UT Martin	62 72	175	A South Ala.	47 53	
			88	A Western Ky.	78 74	175	H South Ala.	72 61	176	H Nicholls St.	66 58	
			88	H Western Ky.	63 58	189	H North Texas	62 64	192	A Fla. Atlantic	71 79	
						192	H Fla. Atlantic	74 56	221	H La.-Monroe	71 58	
						236	H Central Ark.	58 51	261	H Southeast Mo. St.	51 52	
						284	A La.-Lafayette	48 39	284	H La.-Lafayette	77 53	
						290	A Troy	87 74	315	H Austin Peay	75 44	
LAST 12 Division I GAMES:												
88	A Western Ky.	78 74	221	H La.-Monroe	71 58							
55	A Middle Tenn.	49 93	284	A La.-Lafayette	48 39							
189	H North Texas	62 64	118	H FIU	49 43							
175	H South Ala.	72 61	88	H Western Ky.	63 58							
192	H Fla. Atlantic	74 56	55	H Middle Tenn.	70 72							
290	A Troy	87 74	175	A South Ala.	47 53							

Non-Div I Games:

Arkansas St.

■ Loss,
■ Non-Conf,
■ S Site,
■ H Home
■ A Away
N Neutral

Average RPI Win:	258	WON-LOST	WINNING	LAST 10	STRENGTH OF	OPP. STRENGTH	TEAM	ADJ.	CONF.	ADJ CONF.
Average RPI Loss:	211	RECORD	PCT. RANK	GAMES	SCHEDULE	OF SCHEDULE	RPI	RPI	RPI	RPI
DIV. I ONLY	16- 6	53	7- 3	335	293	179	179	16	16	
DIV. I NON-CONF.	10- 4	70	2- 1	344	326	247	247	19	19	
TOTALS	RPI 1-25	RPI 26-50	W-L RECORDS	RPI 51-100	RPI 101-150	RPI 150+				
16- 6	0- 0	0- 0	OVERALL	0- 0	1- 1	15- 5				
7- 3	0- 0	0- 0	HOME	0- 0	1- 0	6- 3				
9- 3	0- 0	0- 0	AWAY	0- 0	0- 1	9- 2				
0- 0	0- 0	0- 0	NEUTRAL	0- 0	0- 0	0- 0				
10- 4	0- 0	0- 0	NON-CONFERENCE	0- 0	0- 0	10- 4				
4- 2	0- 0	0- 0	HOME	0- 0	0- 0	4- 2				
6- 2	0- 0	0- 0	AWAY	0- 0	0- 0	6- 2				
0- 0	0- 0	0- 0	NEUTRAL	0- 0	0- 0	0- 0				
6- 2	0- 0	0- 0	CONFERENCE	0- 0	1- 1	5- 1				
3- 1	0- 0	0- 0	HOME	0- 0	1- 0	2- 1				
3- 1	0- 0	0- 0	AWAY	0- 0	0- 1	3- 0				
0- 0	0- 0	0- 0	NEUTRAL	0- 0	0- 0	0- 0				

RPI 1-25			RPI 26-50			RPI 51-100			RPI 101+ Team's RPI: 179		
RPI	S	Opponent	Score	RPI	S	Opponent	Score	RPI	S	Opponent	Score
								101	A	American	42 45
								138	H	Navy	53 42
								162	H	Holy Cross	46 51
								188	A	Bucknell	44 35
								188	H	Bucknell	68 60
								199	H	Yale	53 47
								201	H	Penn	58 53
								210	A	Rider	60 66
								220	A	Lafayette	63 43
								231	H	Loyola Maryland	47 53
								237	A	Lehigh	61 56
								252	A	Fairleigh Dickinson	57 52
								270	H	St. Francis Brooklyn	47 59
								278	H	Bryant	67 51
								285	H	Colgate	51 48
								294	A	Brown	45 48
								300	A	Morgan St.	63 59
								322	A	Wagner	65 62
								323	A	Air Force	72 68
								324	A	Manhattan	54 49
								329	A	Weber St.	77 58
								343	H	Columbia	61 51
LAST 12 Division I GAMES:											
188	A	Bucknell	44 35	220	A	Lafayette	63 43				
237	A	Lehigh	61 56	188	H	Bucknell	68 60				
162	H	Holy Cross	46 51	300	A	Morgan St.	63 59				
101	A	American	42 45	294	A	Brown	45 48				
285	H	Colgate	51 48	278	H	Bryant	67 51				
138	H	Navy	53 42	231	H	Loyola Maryland	47 53				

Non-Div I Games: Merchant Marine 77 40

Army

■ Loss,
 ■ Non-Conf,
 ■ S Site,
 ■ H Home
 ■ A Away
 N Neutral

Average RPI Win:	209	WON-LOST	WINNING	LAST 10	STRENGTH OF	OPP. STRENGTH	TEAM	ADJ.	CONF.	ADJ CONF.
Average RPI Loss:	51	RECORD	PCT. RANK	GAMES	SCHEDULE	OF SCHEDULE	RPI	RPI	RPI	RPI
DIV. I ONLY	13- 11	140	1- 9	66	77	92	92	4	4	
DIV. I NON-CONF.	11- 2	23	1- 0	230	264	77	77	6	6	
TOTALS	RPI 1-25	RPI 26-50	W-L RECORDS	RPI 51-100	RPI 101-150	RPI 150+				
13- 11	0- 5	1- 1	OVERALL	2- 3	2- 2	8- 0				
9- 3	0- 1	1- 0	HOME	1- 2	2- 0	5- 0				
2- 7	0- 4	0- 0	AWAY	1- 1	0- 2	1- 0				
2- 1	0- 0	0- 1	NEUTRAL	0- 0	0- 0	2- 0				
11- 2	0- 0	1- 1	NON-CONFERENCE	1- 0	2- 1	7- 0				
7- 0	0- 0	1- 0	HOME	0- 0	2- 0	4- 0				
2- 1	0- 0	0- 0	AWAY	1- 0	0- 1	1- 0				
2- 1	0- 0	0- 1	NEUTRAL	0- 0	0- 0	2- 0				
2- 9	0- 5	0- 0	CONFERENCE	1- 3	0- 1	1- 0				
2- 3	0- 1	0- 0	HOME	1- 2	0- 0	1- 0				
0- 6	0- 4	0- 0	AWAY	0- 1	0- 1	0- 0				
0- 0	0- 0	0- 0	NEUTRAL	0- 0	0- 0	0- 0				

RPI	S	Opponent	Score	RPI	S	Opponent	Score	RPI	S	Opponent	Score	RPI	S	Opponent	Score
7	H	Tennessee	66 75	43	N	San Diego St.	57 78	59	H	LSU	55 59	112	H	Temple	71 49
9	A	Texas A&M	56 78	47	H	Chattanooga	53 40	60	H	Florida	57 65	122	A	North Carolina St.	71 85
10	A	Kentucky	53 97					73	H	Arkansas	50 47	128	H	Hofstra	68 58
14	A	South Carolina	51 59					87	A	Missouri	76 82	133	A	Alabama	51 61
17	A	Georgia	58 61					91	A	Tulane	70 65	154	A	George Washington	69 59
												242	H	Samford	80 51
												246	H	Ole Miss	76 52
												310	H	Alabama A&M	93 44
												316	H	Jacksonville	85 49
												327	H	Alabama St.	80 43
												333	N	Maine	71 41
												334	N	A&M-Corpus Christi	72 57
LAST 12 Division I GAMES:															
60	H	Florida	57 65	7	H	Tennessee	66 75								
17	A	Georgia	58 61	9	A	Texas A&M	56 78								
14	A	South Carolina	51 59	246	H	Ole Miss	76 52								
59	H	LSU	55 59	87	A	Missouri	76 82								
133	A	Alabama	51 61	73	H	Arkansas	50 47								
10	A	Kentucky	53 97	242	H	Samford	80 51								

Non-Div I Games:

Auburn

■ Loss,
 ■ Non-Conf,
 ■ S Site,
 ■ H Home
 ■ A Away
 N Neutral

Average RPI Win:	300	WON-LOST	WINNING	LAST 10	STRENGTH OF	OPP. STRENGTH	TEAM	ADJ.	CONF.	ADJ CONF.
Average RPI Loss:	181	RECORD	PCT. RANK	GAMES	SCHEDULE	OF SCHEDULE	RPI	RPI	RPI	RPI
DIV. I ONLY	5- 17	312	1- 9	284	272	315	315	27	27	
DIV. I NON-CONF.	4- 7	230	1- 0	238	223	250	250	27	27	
TOTALS	RPI 1-25	RPI 26-50	W-L RECORDS	RPI 51-100	RPI 101-150	RPI 150+				
5- 17	0- 1	0- 1	OVERALL	0- 1	0- 3	5- 11				
3- 7	0- 1	0- 0	HOME	0- 0	0- 1	3- 5				
2- 9	0- 0	0- 1	AWAY	0- 1	0- 2	2- 5				
0- 1	0- 0	0- 0	NEUTRAL	0- 0	0- 0	0- 1				
4- 7	0- 1	0- 1	NON-CONFERENCE	0- 1	0- 2	4- 2				
3- 1	0- 1	0- 0	HOME	0- 0	0- 0	3- 0				
1- 5	0- 0	0- 1	AWAY	0- 1	0- 2	1- 1				
0- 1	0- 0	0- 0	NEUTRAL	0- 0	0- 0	0- 1				
1- 10	0- 0	0- 0	CONFERENCE	0- 0	0- 1	1- 9				
0- 6	0- 0	0- 0	HOME	0- 0	0- 1	0- 5				
1- 4	0- 0	0- 0	AWAY	0- 0	0- 0	1- 4				
0- 0	0- 0	0- 0	NEUTRAL	0- 0	0- 0	0- 0				

RPI 1-25				RPI 26-50				RPI 51-100				RPI 101+ Team's RPI: 315			
RPI	S	Opponent	Score	RPI	S	Opponent	Score	RPI	S	Opponent	Score	RPI	S	Opponent	Score
24	H	Louisville	52 90	36	A	Vanderbilt	36 67	55	A	Middle Tenn.	56 70	120	H	Eastern Ill.	43 68
												139	A	Arkansas St.	44 75
												140	A	UAB	54 72
												161	A	UT Martin	57 84
												193	H	SIU Edwardsville	49 54
												196	A	Tennessee Tech	51 73
												200	A	Murray St.	61 65
												200	H	Murray St.	72 77
												211	H	Ball St.	79 66
												234	H	Tennessee St.	52 71
												260	A	UTSA	67 69
												261	A	Southeast Mo. St.	57 71
												261	H	Southeast Mo. St.	51 69
												299	H	Morehead St.	71 77
												301	H	Binghamton	71 67
												306	N	William & Mary	76 88
												310	A	Alabama A&M	67 54
												336	H	Lipscomb	69 42
												340	A	Jacksonville St.	78 71
LAST 12 Division I GAMES:															
234	H	Tennessee St.	52 71	120	H	Eastern Ill.	43 68								
261	H	Southeast Mo. St.	51 69	299	H	Morehead St.	71 77								
200	A	Murray St.	61 65	200	H	Murray St.	72 77								
340	A	Jacksonville St.	78 71	161	A	UT Martin	57 84								
196	A	Tennessee Tech	51 73	261	A	Southeast Mo. St.	57 71								
193	H	SIU Edwardsville	49 54	310	A	Alabama A&M	67 54								

Non-Div I Games: St. Catharine 84 62

Austin Peay

■ Loss,
 ■ Non-Conf, S Site,
 ■ Home
 ■ Away
 N Neutral

Average RPI Win:	155	WON-LOST	WINNING	LAST 10	STRENGTH OF	OPP. STRENGTH	TEAM	ADJ.	CONF.	ADJ CONF.
Average RPI Loss:	92	RECORD	PCT. RANK	GAMES	SCHEDULE	OF SCHEDULE	RPI	RPI	RPI	RPI
DIV. I ONLY	15- 7	72	7- 3	145	56	64	64	7	7	
DIV. I NON-CONF.	8- 4	84	1- 0	222	37	92	92	7	7	
TOTALS	RPI 1-25	RPI 26-50	W-L RECORDS	RPI 51-100	RPI 101-150	RPI 150+				
15- 7	0- 0	1- 3	OVERALL	2- 1	4- 2	8- 1				
10- 0	0- 0	1- 0	HOME	1- 0	1- 0	7- 0				
5- 6	0- 0	0- 2	AWAY	1- 1	3- 2	1- 1				
0- 1	0- 0	0- 1	NEUTRAL	0- 0	0- 0	0- 0				
8- 4	0- 0	0- 1	NON-CONFERENCE	0- 1	3- 2	5- 0				
5- 0	0- 0	0- 0	HOME	0- 0	1- 0	4- 0				
3- 3	0- 0	0- 0	AWAY	0- 1	2- 2	1- 0				
0- 1	0- 0	0- 1	NEUTRAL	0- 0	0- 0	0- 0				
7- 3	0- 0	1- 2	CONFERENCE	2- 0	1- 0	3- 1				
5- 0	0- 0	1- 0	HOME	1- 0	0- 0	3- 0				
2- 3	0- 0	0- 2	AWAY	1- 0	1- 0	0- 1				
0- 0	0- 0	0- 0	NEUTRAL	0- 0	0- 0	0- 0				

RPI S	Opponent	Score	RPI S	Opponent	Score	RPI S	Opponent	Score	RPI S	Opponent	Score
32	N Creighton	62 65	34	A St. Mary's (CA)	52 64	84	A Harvard	65 71	102	A Utah	53 48
34	A St. Mary's (CA)	52 64	34	H St. Mary's (CA)	66 58	86	A San Diego	57 54	105	A Boston College	56 62
50	A Gonzaga	59 74				86	H San Diego	53 48	111	A Arizona	62 48
									123	A Santa Clara	65 48
									129	A Washington St.	52 67
									131	H UC Santa Barbara	67 39
									156	H Utah St.	81 77
									163	H Seattle	70 62
									171	H Tulsa	70 48
									183	A Dartmouth	58 57
									206	H Loyola Marymount	72 53
									207	A San Francisco	56 65
									207	H San Francisco	80 58
									233	H Pepperdine	68 42
									329	H Weber St.	80 55
LAST 12 Division I GAMES:											
34	A St. Mary's (CA)	52 64	50	A Gonzaga	59 74						
86	H San Diego	53 48	233	H Pepperdine	68 42						
123	A Santa Clara	65 48	86	A San Diego	57 54						
34	H St. Mary's (CA)	66 58	207	H San Francisco	80 58						
207	A San Francisco	56 65	163	H Seattle	70 62						
206	H Loyola Marymount	72 53	131	H UC Santa Barbara	67 39						

Non-Div I Games: Western N.M. 72 31

BYU

■ Loss,
 ■ Non-Conf, S Site,
 ■ Home
 ■ Away
 N Neutral

Average RPI Win:	230	WON-LOST	WINNING	LAST 10	STRENGTH OF	OPP. STRENGTH	TEAM	ADJ.	CONF.	ADJ CONF.
Average RPI Loss:	155	RECORD	PCT. RANK	GAMES	SCHEDULE	OF SCHEDULE	RPI	RPI	RPI	RPI
DIV. I ONLY	11- 12	170	8- 2	214	235	211	211	18	18	
DIV. I NON-CONF.	3- 10	295	0- 2	183	298	288	288	16	16	
TOTALS	RPI 1-25	RPI 26-50	W-L RECORDS	RPI 51-100	RPI 101-150	RPI 150+				
11- 12	0- 0	0- 1	OVERALL	1- 4	2- 1	8- 6				
6- 5	0- 0	0- 1	HOME	1- 1	2- 1	3- 2				
5- 7	0- 0	0- 0	AWAY	0- 3	0- 0	5- 4				
0- 0	0- 0	0- 0	NEUTRAL	0- 0	0- 0	0- 0				
3- 10	0- 0	0- 0	NON-CONFERENCE	0- 3	1- 1	2- 6				
2- 4	0- 0	0- 0	HOME	0- 1	1- 1	1- 2				
1- 6	0- 0	0- 0	AWAY	0- 2	0- 0	1- 4				
0- 0	0- 0	0- 0	NEUTRAL	0- 0	0- 0	0- 0				
8- 2	0- 0	0- 1	CONFERENCE	1- 1	1- 0	6- 0				
4- 1	0- 0	0- 1	HOME	1- 0	1- 0	2- 0				
4- 1	0- 0	0- 0	AWAY	0- 1	0- 0	4- 0				
0- 0	0- 0	0- 0	NEUTRAL	0- 0	0- 0	0- 0				

RPI 1-25				RPI 26-50				RPI 51-100				RPI 101+				Team's RPI: 211	
RPI	S	Opponent	Score	RPI	S	Opponent	Score	RPI	S	Opponent	Score	RPI	S	Opponent	Score		
				39	H	Toledo	64 68	66	H	Wyoming	61 64	103	H	Detroit	73 64		
								69	H	Central Mich.	68 61	110	H	Butler	62 70		
								85	A	Illinois St.	56 71	150	H	Miami (OH)	62 59		
								97	A	Bowling Green	42 73	168	H	Evansville	45 54		
								100	A	Stetson	66 78	200	A	Murray St.	53 63		
												213	A	Valparaiso	53 58		
												218	H	Northern Ky.	67 69		
												227	A	Eastern Mich.	56 41		
												244	A	Western Mich.	73 50		
												249	A	Marshall	45 70		
												254	A	Buffalo	69 55		
												257	H	IPFW	53 46		
												265	A	Northern Ill.	57 51		
												308	A	Bethune-Cookman	61 56		
												312	H	Ohio	77 46		
												315	A	Austin Peay	66 79		
												337	H	Kent St.	59 44		
LAST 12 Division I GAMES:																	
				39	H	Toledo	64 68	337	H	Kent St.	59 44						
				69	H	Central Mich.	68 61	97	A	Bowling Green	42 73						
				227	A	Eastern Mich.	56 41					265	A	Northern Ill.	57 51		
				244	A	Western Mich.	73 50					150	H	Miami (OH)	62 59		
				312	H	Ohio	77 46					213	A	Valparaiso	53 58		
				254	A	Buffalo	69 55					66	H	Wyoming	61 64		

Non-Div I Games:

Ball St.

■ Loss,
 ■ Non-Conf,
 ■ S Site,
 ■ H Home
 ■ A Away
 N Neutral

Average RPI Win:	80	WON-LOST	WINNING	LAST 10	STRENGTH OF	OPP. STRENGTH	TEAM	ADJ.	CONF.	ADJ CONF.
Average RPI Loss:	3	RECORD	PCT. RANK	GAMES	SCHEDULE	OF SCHEDULE	RPI	RPI	RPI	RPI
DIV. I ONLY	22- 1	1	10- 0	1	4	1	1	1	1	1
DIV. I NON-CONF.	10- 1	16	0- 0	3	15	3	3	1	1	1
TOTALS	RPI 1-25	RPI 26-50	W-L RECORDS	RPI 51-100	RPI 101-150	RPI 150+				
22- 1	6- 1	6- 0	OVERALL	2- 0	4- 0	4- 0				
11- 0	4- 0	3- 0	HOME	1- 0	2- 0	1- 0				
10- 0	2- 0	3- 0	AWAY	1- 0	2- 0	2- 0				
1- 1	0- 1	0- 0	NEUTRAL	0- 0	0- 0	1- 0				
10- 1	3- 1	0- 0	NON-CONFERENCE	1- 0	3- 0	3- 0				
6- 0	2- 0	0- 0	HOME	1- 0	2- 0	1- 0				
3- 0	1- 0	0- 0	AWAY	0- 0	1- 0	1- 0				
1- 1	0- 1	0- 0	NEUTRAL	0- 0	0- 0	1- 0				
12- 0	3- 0	6- 0	CONFERENCE	1- 0	1- 0	1- 0				
5- 0	2- 0	3- 0	HOME	0- 0	0- 0	0- 0				
7- 0	1- 0	3- 0	AWAY	1- 0	1- 0	1- 0				
0- 0	0- 0	0- 0	NEUTRAL	0- 0	0- 0	0- 0				

RPI	S	Opponent	Score	RPI	S	Opponent	Score	RPI	S	Opponent	Score	RPI	S	Opponent	Score
3	N	Stanford	69 71	37	A	Texas Tech	90 60	65	A	Kansas St.	90 69	115	A	Texas	75 48
4	A	Notre Dame	73 61	40	A	Kansas	82 60	75	H	Liberty	92 60	119	H	Lamar	80 34
7	H	Tennessee	76 53	40	H	Kansas	86 45					142	A	Rice	89 49
10	H	Kentucky	85 51	41	H	West Virginia	76 58					143	H	Oral Roberts	94 56
22	H	Oklahoma	82 65	42	A	Oklahoma St.	81 62					161	N	UT Martin	82 67
23	A	Iowa St.	66 51	42	H	Oklahoma St.	83 49					164	A	Hawaii	77 42
23	H	Iowa St.	67 39									165	A	TCU	74 35
												288	H	Southeastern La.	106 41
LAST 12 Division I GAMES:															
115	A	Texas	75 48	41	H	West Virginia	76 58								
40	H	Kansas	86 45	65	A	Kansas St.	90 69								
42	A	Oklahoma St.	81 62	40	A	Kansas	82 60								
37	A	Texas Tech	90 60	23	H	Iowa St.	67 39								
22	H	Oklahoma	82 65	42	H	Oklahoma St.	83 49								
23	A	Iowa St.	66 51	165	A	TCU	74 35								

Non-Div I Games:

Baylor

Average RPI Win: 254	WON-LOST	WINNING	LAST 10	STRENGTH OF	OPP. STRENGTH	TEAM	ADJ.	CONF.	ADJ CONF.
Average RPI Loss: 161	RECORD	PCT. RANK	GAMES	SCHEDULE	OF SCHEDULE	RPI	RPI	RPI	RPI
DIV. I ONLY	14- 10	122	7- 3	277	263	178	178	27	27
DIV. I NON-CONF.	5- 7	210	0- 0	287	198	231	231	27	27
TOTALS	RPI 1-25	RPI 26-50	W-L RECORDS	RPI 51-100	RPI 101-150	RPI 150+			
14- 10	0- 1	0- 1	OVERALL	0- 0	0- 2	14- 6			
8- 3	0- 0	0- 1	HOME	0- 0	0- 1	8- 1			
6- 7	0- 1	0- 0	AWAY	0- 0	0- 1	6- 5			
0- 0	0- 0	0- 0	NEUTRAL	0- 0	0- 0	0- 0			
5- 7	0- 1	0- 1	NON-CONFERENCE	0- 0	0- 2	5- 3			
2- 2	0- 0	0- 1	HOME	0- 0	0- 1	2- 0			
3- 5	0- 1	0- 0	AWAY	0- 0	0- 1	3- 3			
0- 0	0- 0	0- 0	NEUTRAL	0- 0	0- 0	0- 0			
9- 3	0- 0	0- 0	CONFERENCE	0- 0	0- 0	9- 3			
6- 1	0- 0	0- 0	HOME	0- 0	0- 0	6- 1			
3- 2	0- 0	0- 0	AWAY	0- 0	0- 0	3- 2			
0- 0	0- 0	0- 0	NEUTRAL	0- 0	0- 0	0- 0			

RPI 1-25				RPI 26-50				RPI 51-100				RPI 101+ Team's RPI: 178			
RPI	S	Opponent	Score	RPI	S	Opponent	Score	RPI	S	Opponent	Score	RPI	S	Opponent	Score
17	A	Georgia	38 70	47	H	Chattanooga	54 84					121	A	Indiana St.	34 48
												141	H	IUPUI	53 61
												161	H	UT Martin	58 56
												173	A	Cincinnati	54 68
												184	A	Indiana	58 54
												186	A	Eastern Ky.	51 55
												186	H	Eastern Ky.	65 49
												193	H	SIU Edwardsville	66 52
												196	A	Tennessee Tech	52 58
												196	H	Tennessee Tech	62 67
												200	A	Murray St.	59 50
												229	H	Georgia St.	85 62
												234	H	Tennessee St.	66 54
												246	A	Ole Miss	48 63
												261	H	Southeast Mo. St.	71 58
												286	A	Texas St.	76 82
												299	A	Morehead St.	88 45
												299	H	Morehead St.	59 45
												301	H	Binghamton	66 47
												334	A	A&M-Corpus Christi	75 54
												336	A	Lipscomb	70 54
												340	A	Jacksonville St.	68 62
LAST 12 Division I GAMES:															
299	H	Morehead St.	59 45	200	A	Murray St.	59 50								
196	H	Tennessee Tech	62 67	161	H	UT Martin	58 56								
299	A	Morehead St.	88 45	340	A	Jacksonville St.	68 62								
186	A	Eastern Ky.	51 55	196	A	Tennessee Tech	52 58								
186	H	Eastern Ky.	65 49	261	H	Southeast Mo. St.	71 58								
234	H	Tennessee St.	66 54	193	H	SIU Edwardsville	66 52								

Non-Div I Games:

Belmont

■ Loss,
■ Non-Conf,
■ S Site,
■ H Home
■ A Away
N Neutral

Average RPI Win:	280	WON-LOST	WINNING	LAST 10	STRENGTH OF	OPP. STRENGTH	TEAM	ADJ.	CONF.	ADJ CONF.
Average RPI Loss:	217	RECORD	PCT. RANK	GAMES	SCHEDULE	OF SCHEDULE	RPI	RPI	RPI	RPI
DIV. I ONLY	8- 11	210	5- 5	340	329	308	308	30	30	
DIV. I NON-CONF.	3- 7	265	1- 2	339	306	330	330	30	30	
TOTALS	RPI 1-25	RPI 26-50	W-L RECORDS	RPI 51-100	RPI 101-150	RPI 150+				
8- 11	0- 0	0- 0	OVERALL	0- 1	1- 1	7- 9				
5- 3	0- 0	0- 0	HOME	0- 0	1- 0	4- 3				
1- 8	0- 0	0- 0	AWAY	0- 1	0- 1	1- 6				
2- 0	0- 0	0- 0	NEUTRAL	0- 0	0- 0	2- 0				
3- 7	0- 0	0- 0	NON-CONFERENCE	0- 1	0- 0	3- 6				
1- 2	0- 0	0- 0	HOME	0- 0	0- 0	1- 2				
0- 5	0- 0	0- 0	AWAY	0- 1	0- 0	0- 4				
2- 0	0- 0	0- 0	NEUTRAL	0- 0	0- 0	2- 0				
5- 4	0- 0	0- 0	CONFERENCE	0- 0	1- 1	4- 3				
4- 1	0- 0	0- 0	HOME	0- 0	1- 0	3- 1				
1- 3	0- 0	0- 0	AWAY	0- 0	0- 1	1- 2				
0- 0	0- 0	0- 0	NEUTRAL	0- 0	0- 0	0- 0				

RPI 1-25			RPI 26-50			RPI 51-100			RPI 101+			Team's RPI: 308
RPI	S	Opponent	Score	RPI	S	Opponent	Score	RPI	S	Opponent	Score	
						100 A Stetson	52 66	149 A	N.C. A&T	31 56		
								149 H	N.C. A&T	69 64		
								152 A	South Carolina St.	39 58		
								155 A	UCF	43 64		
								162 H	Holy Cross	54 63		
								192 H	Fla. Atlantic	71 61		
								211 H	Ball St.	56 61		
								243 A	North Florida	55 56		
								281 A	Florida A&M	60 76		
								281 H	Florida A&M	59 49		
								283 H	Delaware St.	57 62		
								293 A	Savannah St.	50 41		
								313 N	Ga. Southern	59 48		
								316 A	Jacksonville	54 68		
								332 H	UMES	55 54		
								337 A	Kent St.	55 73		
								341 N	UNC Asheville	74 57		
								342 H	N.C. Central	55 32		
LAST 12 Division I GAMES:												
149 A	N.C. A&T	31 56	342 H	N.C. Central	55 32							
281 H	Florida A&M	59 49	149 H	N.C. A&T	69 64							
332 H	UMES	55 54	281 A	Florida A&M	60 76							
283 H	Delaware St.	57 62	337 A	Kent St.	55 73							
293 A	Savannah St.	50 41	162 H	Holy Cross	54 63							
152 A	South Carolina St.	39 58	313 N	Ga. Southern	59 48							

Non-Div I Games: Edward Waters 88 46 Trinity Baptist 84 41

Bethune-Cookman

Loss, Non-Conf, S Site, H Home A Away N Neutral

Binghamton

Through Games Of Sunday, February 10, 2013

Average RPI Win: 244	WON-LOST	WINNING	LAST 10	STRENGTH OF	OPP. STRENGTH	TEAM	ADJ.	CONF.	ADJ CONF.
Average RPI Loss: 188	RECORD	PCT. RANK	GAMES	SCHEDULE	OF SCHEDULE	RPI	RPI	RPI	RPI
DIV. I ONLY	4- 20	325	2- 8	171	311	301	301	23	23
DIV. I NON-CONF.	1- 12	331	0- 1	288	323	336	336	25	25
TOTALS	RPI 1-25	RPI 26-50	W-L RECORDS	RPI 51-100	RPI 101-150	RPI 150+			
4- 20	0- 0	0- 1	OVERALL	1- 6	0- 0	3- 13			
1- 8	0- 0	0- 0	HOME	1- 2	0- 0	0- 6			
3- 10	0- 0	0- 1	AWAY	0- 4	0- 0	3- 5			
0- 2	0- 0	0- 0	NEUTRAL	0- 0	0- 0	0- 2			
1- 12	0- 0	0- 1	NON-CONFERENCE	0- 1	0- 0	1- 10			
0- 4	0- 0	0- 0	HOME	0- 0	0- 0	0- 4			
1- 6	0- 0	0- 1	AWAY	0- 1	0- 0	1- 4			
0- 2	0- 0	0- 0	NEUTRAL	0- 0	0- 0	0- 2			
3- 8	0- 0	0- 0	CONFERENCE	1- 5	0- 0	2- 3			
1- 4	0- 0	0- 0	HOME	1- 2	0- 0	0- 2			
2- 4	0- 0	0- 0	AWAY	0- 3	0- 0	2- 1			
0- 0	0- 0	0- 0	NEUTRAL	0- 0	0- 0	0- 0			

RPI S	Opponent	Score	RPI S	Opponent	Score	RPI S	Opponent	Score	RPI S	Opponent	Score	Team's RPI: 301
			35 Syracuse		45 68	63 Boston U.		52 57	178 Belmont		47 66	
						63 Boston U.		51 73	198 Stony Brook		34 56	
						83 Hartford		50 65	217 St. Bonaventure		34 61	
						83 Hartford		46 44	237 Lehigh		37 67	
						96 Albany (NY)		41 69	241 Niagara		57 63	
						96 Albany (NY)		47 72	245 N UNLV		56 58	
						98 Arizona St.		35 60	252 N Fairleigh Dickinson		41 54	
									253 New Hampshire		52 60	
									254 Buffalo		65 60	
									258 Siena		44 62	
									264 Cornell		56 60	
									266 Canisius		48 61	
									303 Vermont		56 61	
									304 UMBC		66 57	
									315 Austin Peay		67 71	
									333 Maine		67 65	
LAST 12 Division I GAMES:												
			63 Boston U.		51 73				303 Vermont		56 61	
			83 Hartford		50 65				63 Boston U.		52 57	
			96 Albany (NY)		41 69				198 Stony Brook		34 56	
			304 UMBC		66 57				96 Albany (NY)		47 72	
			253 New Hampshire		52 60				83 Hartford		46 44	
			333 Maine		67 65				252 N Fairleigh Dickinson		41 54	

Non-Div I Games:

Binghamton

Loss, Non-Conf, S Site, Home Away N Neutral

Average RPI Win:	262	WON-LOST	WINNING	LAST 10	STRENGTH OF	OPP. STRENGTH	TEAM	ADJ.	CONF.	ADJ CONF.
Average RPI Loss:	140	RECORD	PCT. RANK	GAMES	SCHEDULE	OF SCHEDULE	RPI	RPI	RPI	RPI
DIV. I ONLY	8- 12	221	3- 6	209	225	247	247	17	17	
DIV. I NON-CONF.	5- 6	189	1- 1	265	263	245	245	17	17	
TOTALS	RPI 1-25	RPI 26-50	W-L RECORDS	RPI 51-100	RPI 101-150	RPI 150+				
8- 12	0- 0	0- 2	OVERALL	1- 3	0- 2	7- 5				
5- 5	0- 0	0- 1	HOME	1- 0	0- 2	4- 2				
2- 6	0- 0	0- 1	AWAY	0- 2	0- 0	2- 3				
1- 1	0- 0	0- 0	NEUTRAL	0- 1	0- 0	1- 0				
5- 6	0- 0	0- 1	NON-CONFERENCE	0- 1	0- 2	5- 2				
2- 3	0- 0	0- 0	HOME	0- 0	0- 2	2- 1				
2- 2	0- 0	0- 1	AWAY	0- 0	0- 0	2- 1				
1- 1	0- 0	0- 0	NEUTRAL	0- 1	0- 0	1- 0				
3- 6	0- 0	0- 1	CONFERENCE	1- 2	0- 0	2- 3				
3- 2	0- 0	0- 1	HOME	1- 0	0- 0	2- 1				
0- 4	0- 0	0- 0	AWAY	0- 2	0- 0	0- 2				
0- 0	0- 0	0- 0	NEUTRAL	0- 0	0- 0	0- 0				

RPI 1-25				RPI 26-50				RPI 51-100				RPI 101+ Team's RPI: 247			
RPI	S	Opponent	Score	RPI	S	Opponent	Score	RPI	S	Opponent	Score	RPI	S	Opponent	Score
				35	A	Syracuse	48 87	66	A	Wyoming	60 77	109	H	Eastern Wash.	63 74
				43	H	San Diego St.	40 64	66	H	Wyoming	70 68	148	H	Idaho St.	55 64
								86	N	San Diego	70 77	197	H	Portland	49 73
								95	A	Fresno St.	57 70	207	A	San Francisco	61 75
												209	A	New Mexico	53 58
												223	H	South Dakota	52 50
												238	H	Colorado St.	56 57
												245	A	UNLV	61 75
												273	H	North Dakota St.	80 61
												275	N	UMKC	71 64
												298	H	Nevada	67 58
												307	A	Utah Valley	80 63
												323	H	Air Force	66 65
												329	A	Weber St.	70 56
LAST 12 Division I GAMES:															
				66	A	Wyoming	60 77	323	H	Air Force	66 65				
				43	H	San Diego St.	40 64	209	A	New Mexico	53 58				
				245	A	UNLV	61 75	66	H	Wyoming	70 68				
				238	H	Colorado St.	56 57	35	A	Syracuse	48 87				
				298	H	Nevada	67 58	223	H	South Dakota	52 50				
				95	A	Fresno St.	57 70	197	H	Portland	49 73				

Non-Div I Games: Col. of Idaho 61 47 Carroll (MT) 76 64

Boise St.

■ Loss,
 ■ Non-Conf, S Site,
 ■ Home
 ■ Away
 N Neutral

Boston College

Through Games Of Sunday, February 10, 2013

Average RPI Win: 163	WON-LOST	WINNING	LAST 10	STRENGTH OF	OPP. STRENGTH	TEAM	ADJ.	CONF.	ADJ CONF.
Average RPI Loss: 66	RECORD	PCT. RANK	GAMES	SCHEDULE	OF SCHEDULE	RPI	RPI	RPI	RPI
DIV. I ONLY	9- 14	226	3- 7	20	73	105	105	5	5
DIV. I NON-CONF.	6- 5	146	0- 1	67	205	119	119	4	4
TOTALS	RPI 1-25	RPI 26-50	W-L RECORDS	RPI 51-100	RPI 101-150	RPI 150+			
9- 14	0- 6	0- 0	OVERALL	2- 4	2- 2	5- 2			
5- 6	0- 3	0- 0	HOME	2- 1	1- 1	2- 1			
3- 7	0- 3	0- 0	AWAY	0- 3	1- 0	2- 1			
1- 1	0- 0	0- 0	NEUTRAL	0- 0	0- 1	1- 0			
6- 5	0- 0	0- 0	NON-CONFERENCE	2- 3	0- 2	4- 0			
4- 2	0- 0	0- 0	HOME	2- 1	0- 1	2- 0			
1- 2	0- 0	0- 0	AWAY	0- 2	0- 0	1- 0			
1- 1	0- 0	0- 0	NEUTRAL	0- 0	0- 1	1- 0			
3- 9	0- 6	0- 0	CONFERENCE	0- 1	2- 0	1- 2			
1- 4	0- 3	0- 0	HOME	0- 0	1- 0	0- 1			
2- 5	0- 3	0- 0	AWAY	0- 1	1- 0	1- 1			
0- 0	0- 0	0- 0	NEUTRAL	0- 0	0- 0	0- 0			

RPI 1-25				RPI 26-50				RPI 51-100				RPI 101+ Team's RPI: 105			
RPI	S	Opponent	Score	RPI	S	Opponent	Score	RPI	S	Opponent	Score	RPI	S	Opponent	Score
8	A	Maryland	62 85					52	H	Rutgers	58 56	107	H	Northwestern	63 67
11	A	Duke	56 80					57	A	Virginia	57 69	122	H	North Carolina St.	81 69
11	H	Duke	53 90					63	A	Boston U.	46 52	125	A	Virginia Tech	53 46
15	H	North Carolina	52 80					64	H	BYU	62 56	127	N	Sacred Heart	48 54
16	A	Florida St.	70 76					80	A	Hampton	57 60	157	A	Wake Forest	59 61
16	H	Florida St.	57 67					98	H	Arizona St.	59 68	157	H	Wake Forest	87 92
												162	A	Holy Cross	71 52
												190	A	Clemson	66 43
												197	N	Portland	68 40
												253	H	New Hampshire	64 59
												303	H	Vermont	80 43
LAST 12 Division I GAMES:															
157	A	Wake Forest	59 61	157	H	Wake Forest	87 92								
15	H	North Carolina	52 80	16	H	Florida St.	57 67								
8	A	Maryland	62 85	190	A	Clemson	66 43								
122	H	North Carolina St.	81 69	125	A	Virginia Tech	53 46								
11	A	Duke	56 80	11	H	Duke	53 90								
57	A	Virginia	57 69	80	A	Hampton	57 60								

Non-Div I Games:

Boston College

Loss, Non-Conf, S Site, H Home A Away N Neutral

Average RPI Win: 202	WON-LOST	WINNING	LAST 10	STRENGTH OF	OPP. STRENGTH	TEAM	ADJ.	CONF.	ADJ CONF.
Average RPI Loss: 68	RECORD	PCT. RANK	GAMES	SCHEDULE	OF SCHEDULE	RPI	RPI	RPI	RPI
DIV. I ONLY	20- 4	19	9- 1	215	111	63	63	23	23
DIV. I NON-CONF.	10- 3	50	1- 0	185	17	60	60	25	25
TOTALS	RPI 1-25	RPI 26-50	W-L RECORDS	RPI 51-100	RPI 101-150	RPI 150+			
20- 4	0- 0	1- 2	OVERALL	4- 1	2- 1	13- 0			
9- 2	0- 0	0- 1	HOME	3- 1	2- 0	4- 0			
10- 2	0- 0	1- 1	AWAY	1- 0	0- 1	8- 0			
1- 0	0- 0	0- 0	NEUTRAL	0- 0	0- 0	1- 0			
10- 3	0- 0	1- 2	NON-CONFERENCE	2- 0	2- 1	5- 0			
5- 1	0- 0	0- 1	HOME	2- 0	2- 0	1- 0			
4- 2	0- 0	1- 1	AWAY	0- 0	0- 1	3- 0			
1- 0	0- 0	0- 0	NEUTRAL	0- 0	0- 0	1- 0			
10- 1	0- 0	0- 0	CONFERENCE	2- 1	0- 0	8- 0			
4- 1	0- 0	0- 0	HOME	1- 1	0- 0	3- 0			
6- 0	0- 0	0- 0	AWAY	1- 0	0- 0	5- 0			
0- 0	0- 0	0- 0	NEUTRAL	0- 0	0- 0	0- 0			

RPI 1-25			RPI 26-50			RPI 51-100			Team's RPI: 63			RPI 101+			
RPI	S	Opponent	Score	RPI	S	Opponent	Score	RPI	S	Opponent	Score	RPI	S	Opponent	Score
				29	A	Michigan	58 67	51	H	St. John's (NY)	66 49	104	H	Richmond	70 61
				41	H	West Virginia	57 60	83	A	Hartford	45 39	105	H	Boston College	52 46
				44	A	Marist	62 56	83	H	Hartford	42 40	106	A	Northeastern	62 73
								84	H	Harvard	68 61	198	A	Stony Brook	72 61
								96	H	Albany (NY)	50 57	198	H	Stony Brook	64 45
												227	A	Eastern Mich.	66 55
												237	A	Lehigh	72 44
												252	N	Fairleigh Dickinson	68 42
												253	A	New Hampshire	55 53
												287	A	Rhode Island	54 29
												289	H	Massachusetts	73 50
												301	A	Binghamton	73 51
												301	H	Binghamton	57 52
												303	H	Vermont	58 30
												304	A	UMBC	63 49
												333	A	Maine	85 54
LAST 12 Division I GAMES:															
				301	A	Binghamton	73 51	333	A	Maine	85 54				
				198	H	Stony Brook	64 45	301	H	Binghamton	57 52				
				83	H	Hartford	42 40	303	H	Vermont	58 30				
				304	A	UMBC	63 49	83	A	Hartford	45 39				
				96	H	Albany (NY)	50 57	198	A	Stony Brook	72 61				
				253	A	New Hampshire	55 53	237	A	Lehigh	72 44				

Non-Div I Games:

Boston U.

■ Loss,
 ■ Non-Conf, S Site,
 ■ Home
 ■ Away
 N Neutral

Bowling Green

Through Games Of Sunday, February 10, 2013

Average RPI Win:	195	WON-LOST	WINNING	LAST 10	STRENGTH OF	OPP. STRENGTH	TEAM	ADJ.	CONF.	ADJ CONF.
Average RPI Loss:	108	RECORD	PCT. RANK	GAMES	SCHEDULE	OF SCHEDULE	RPI	RPI	RPI	RPI
DIV. I ONLY	14- 8	89	6- 4	134	125	97	97	18	18	
DIV. I NON-CONF.	8- 4	84	1- 1	90	50	67	67	16	16	
TOTALS	RPI 1-25	RPI 26-50	W-L RECORDS	RPI 51-100	RPI 101-150	RPI 150+				
14- 8	1- 2	0- 1	OVERALL	2- 0	2- 3	9- 2				
7- 4	1- 0	0- 1	HOME	2- 0	1- 2	3- 1				
7- 3	0- 1	0- 0	AWAY	0- 0	1- 1	6- 1				
0- 1	0- 1	0- 0	NEUTRAL	0- 0	0- 0	0- 0				
8- 4	1- 2	0- 0	NON-CONFERENCE	1- 0	2- 1	4- 1				
4- 2	1- 0	0- 0	HOME	1- 0	1- 1	1- 1				
4- 1	0- 1	0- 0	AWAY	0- 0	1- 0	3- 0				
0- 1	0- 1	0- 0	NEUTRAL	0- 0	0- 0	0- 0				
6- 4	0- 0	0- 1	CONFERENCE	1- 0	0- 2	5- 1				
3- 2	0- 0	0- 1	HOME	1- 0	0- 1	2- 0				
3- 2	0- 0	0- 0	AWAY	0- 0	0- 1	3- 1				
0- 0	0- 0	0- 0	NEUTRAL	0- 0	0- 0	0- 0				

RPI 1-25				RPI 26-50				RPI 51-100 Team's RPI: 97				RPI 101+			
RPI	S	Opponent	Score	RPI	S	Opponent	Score	RPI	S	Opponent	Score	RPI	S	Opponent	Score
13	A	Purdue	45 59	39	H	Toledo	38 48	66	H	Wyoming	79 69	107	A	Northwestern	60 37
18	H	Dayton	65 40					69	H	Central Mich.	84 59	110	H	Butler	67 47
19	N	Villanova	42 53									112	H	Temple	56 70
												130	A	Akron	63 68
												150	H	Miami (OH)	54 57
												155	H	UCF	56 59
												211	H	Ball St.	73 42
												227	A	Eastern Mich.	61 47
												238	H	Colorado St.	71 49
												241	A	Niagara	79 74
												244	A	Western Mich.	54 55
												245	A	UNLV	64 54
												254	A	Buffalo	61 56
												289	A	Massachusetts	64 61
												312	A	Ohio	67 41
												337	H	Kent St.	69 33
LAST 12 Division I GAMES:															
244	A	Western Mich.	54 55	312	A	Ohio	67 41								
254	A	Buffalo	61 56	211	H	Ball St.	73 42								
69	H	Central Mich.	84 59	39	H	Toledo	38 48								
130	A	Akron	63 68	337	H	Kent St.	69 33								
227	A	Eastern Mich.	61 47	155	H	UCF	56 59								
150	H	Miami (OH)	54 57	18	H	Dayton	65 40								

Non-Div I Games: Madonna 68 57

Bowling Green

■ Loss,
 ■ Non-Conf, S Site,
 ■ Home
 ■ Away
 N Neutral

Average RPI Win: 184	WON-LOST	WINNING	LAST 10	STRENGTH OF	OPP. STRENGTH	TEAM	ADJ.	CONF.	ADJ CONF.
Average RPI Loss: 131	RECORD	PCT. RANK	GAMES	SCHEDULE	OF SCHEDULE	RPI	RPI	RPI	RPI
DIV. I ONLY	10- 12	191	4- 6	128	133	158	158	10	10
DIV. I NON-CONF.	6- 5	146	0- 1	161	203	136	136	9	9

TOTALS	RPI 1-25	RPI 26-50	W-L RECORDS	RPI 51-100	RPI 101-150	RPI 150+			
10- 12	0- 0	0- 1	OVERALL	2- 5	2- 3	6- 3			
6- 3	0- 0	0- 0	HOME	0- 2	1- 1	5- 0			
4- 8	0- 0	0- 1	AWAY	2- 2	1- 2	1- 3			
0- 1	0- 0	0- 0	NEUTRAL	0- 1	0- 0	0- 0			
6- 5	0- 0	0- 0	NON-CONFERENCE	1- 3	1- 0	4- 2			
3- 1	0- 0	0- 0	HOME	0- 1	0- 0	3- 0			
3- 3	0- 0	0- 0	AWAY	1- 1	1- 0	1- 2			
0- 1	0- 0	0- 0	NEUTRAL	0- 1	0- 0	0- 0			
4- 7	0- 0	0- 1	CONFERENCE	1- 2	1- 3	2- 1			
3- 2	0- 0	0- 0	HOME	0- 1	1- 1	2- 0			
1- 5	0- 0	0- 1	AWAY	1- 1	0- 2	0- 1			
0- 0	0- 0	0- 0	NEUTRAL	0- 0	0- 0	0- 0			

RPI 1-25				RPI 26-50				RPI 51-100				RPI 101+				Team's RPI: 158	
RPI	S	Opponent	Score	RPI	S	Opponent	Score	RPI	S	Opponent	Score	RPI	S	Opponent	Score		
				32	A	Creighton	67 79	54	A	Illinois	83 77	117	H	UNI	72 77		
								68	A	South Fla.	50 60	120	A	Eastern Ill.	66 65		
								69	H	Central Mich.	58 73	121	A	Indiana St.	54 55		
								78	A	Wichita St.	75 55	135	A	Missouri St.	86 91		
								78	H	Wichita St.	58 62	135	H	Missouri St.	80 79		
								85	A	Illinois St.	65 81	153	H	Winthrop	80 64		
								91	N	Tulane	69 74	168	H	Evansville	78 52		
												248	A	Western Ill.	81 92		
												250	A	Milwaukee	112 116		
												265	H	Northern Ill.	67 58		
												279	H	Ill.-Chicago	66 52		
												280	A	Drake	62 66		
												282	A	Northern Ariz.	95 83		
												309	H	Southern Ill.	90 48		
LAST 12 Division I GAMES:																	
				78	A	Wichita St.	75 55	117	H	UNI	72 77						
				135	A	Missouri St.	86 91	135	H	Missouri St.	80 79						
				309	H	Southern Ill.	90 48	78	H	Wichita St.	58 62						
				168	H	Evansville	78 52	85	A	Illinois St.	65 81						
				32	A	Creighton	67 79	121	A	Indiana St.	54 55						
				280	A	Drake	62 66	248	A	Western Ill.	81 92						

Non-Div I Games:

Bradley

Average RPI Win:	268	WON-LOST	WINNING	LAST 10	STRENGTH OF	OPP. STRENGTH	TEAM	ADJ.	CONF.	ADJ CONF.
Average RPI Loss:	174	RECORD	PCT. RANK	GAMES	SCHEDULE	OF SCHEDULE	RPI	RPI	RPI	RPI
DIV. I ONLY	7- 13	255	3- 7	287	213	294	294	19	19	
DIV. I NON-CONF.	6- 8	205	3- 3	292	317	259	259	18	18	
TOTALS	RPI 1-25	RPI 26-50	W-L RECORDS	RPI 51-100	RPI 101-150	RPI 150+				
7- 13	0- 2	0- 0	OVERALL	0- 1	0- 0	7- 10				
4- 7	0- 1	0- 0	HOME	0- 1	0- 0	4- 5				
2- 6	0- 1	0- 0	AWAY	0- 0	0- 0	2- 5				
1- 0	0- 0	0- 0	NEUTRAL	0- 0	0- 0	1- 0				
6- 8	0- 1	0- 0	NON-CONFERENCE	0- 0	0- 0	6- 7				
4- 2	0- 0	0- 0	HOME	0- 0	0- 0	4- 2				
1- 6	0- 1	0- 0	AWAY	0- 0	0- 0	1- 5				
1- 0	0- 0	0- 0	NEUTRAL	0- 0	0- 0	1- 0				
1- 5	0- 1	0- 0	CONFERENCE	0- 1	0- 0	1- 3				
0- 5	0- 1	0- 0	HOME	0- 1	0- 0	0- 3				
1- 0	0- 0	0- 0	AWAY	0- 0	0- 0	1- 0				
0- 0	0- 0	0- 0	NEUTRAL	0- 0	0- 0	0- 0				

RPI 1-25				RPI 26-50				RPI 51-100				RPI 101+ Team's RPI: 294			
RPI	S	Opponent	Score	RPI	S	Opponent	Score	RPI	S	Opponent	Score	RPI	S	Opponent	Score
8	A	Maryland	36 76					84	H	Harvard	58 68	162	A	Holy Cross	66 83
20	H	Princeton	37 68									177	A	Fairfield	34 49
												179	H	Army	48 45
												183	H	Dartmouth	41 49
												199	A	Yale	68 67
												199	H	Yale	47 59
												201	H	Penn	48 65
												210	H	Rider	47 57
												215	A	Pittsburgh	57 58
												220	A	Lafayette	32 56
												253	H	New Hampshire	50 43
												278	H	Bryant	58 81
												287	A	Rhode Island	55 51
												295	H	NJIT	53 51
												303	A	Vermont	56 66
												331	H	Saint Peter's	82 48
												332	N	UMES	57 46
LAST 12 Division I GAMES:															
201	H	Penn	48 65	295	H	NJIT	53 51								
20	H	Princeton	37 68	162	A	Holy Cross	66 83								
84	H	Harvard	58 68	220	A	Lafayette	32 56								
183	H	Dartmouth	41 49	179	H	Army	48 45								
199	H	Yale	47 59	332	N	UMES	57 46								
199	A	Yale	68 67	8	A	Maryland	36 76								

Non-Div I Games:

Brown

Average RPI Win: 281	WON-LOST	WINNING	LAST 10	STRENGTH OF	OPP. STRENGTH	TEAM	ADJ.	CONF.	ADJ CONF.
Average RPI Loss: 173	RECORD	PCT. RANK	GAMES	SCHEDULE	OF SCHEDULE	RPI	RPI	RPI	RPI
DIV. I ONLY	8- 13	235	4- 6	305	288	278	278	25	25
DIV. I NON-CONF.	4- 7	230	0- 2	310	291	291	291	22	22
TOTALS	RPI 1-25	RPI 26-50	W-L RECORDS	RPI 51-100	RPI 101-150	RPI 150+			
8- 13	0- 0	0- 0	OVERALL	0- 2	0- 3	8- 8			
4- 5	0- 0	0- 0	HOME	0- 1	0- 0	4- 4			
4- 8	0- 0	0- 0	AWAY	0- 1	0- 3	4- 4			
0- 0	0- 0	0- 0	NEUTRAL	0- 0	0- 0	0- 0			
4- 7	0- 0	0- 0	NON-CONFERENCE	0- 1	0- 1	4- 5			
2- 3	0- 0	0- 0	HOME	0- 0	0- 0	2- 3			
2- 4	0- 0	0- 0	AWAY	0- 1	0- 1	2- 2			
0- 0	0- 0	0- 0	NEUTRAL	0- 0	0- 0	0- 0			
4- 6	0- 0	0- 0	CONFERENCE	0- 1	0- 2	4- 3			
2- 2	0- 0	0- 0	HOME	0- 1	0- 0	2- 1			
2- 4	0- 0	0- 0	AWAY	0- 0	0- 2	2- 2			
0- 0	0- 0	0- 0	NEUTRAL	0- 0	0- 0	0- 0			

RPI S	Opponent	Score	RPI S	Opponent	Score	RPI S	Opponent	Score	RPI S	Opponent	Score	Team's RPI: 278
						58	H Quinnipiac	62 85	126	A Saint Francis (PA)	76 81	
						70	A Youngstown St.	59 75	127	A Sacred Heart	44 62	
									130	A Akron	56 78	
									162	H Holy Cross	66 68	
									174	A Iona	77 71	
									179	A Army	51 67	
									183	H Dartmouth	53 64	
									199	H Yale	65 78	
									202	A Monmouth	58 55	
									224	A Central Conn. St.	50 59	
									228	H Mt. St. Mary's	84 86	
									252	A Fairleigh Dickinson	66 53	
									277	A Robert Morris	69 71	
									287	A Rhode Island	50 65	
									294	A Brown	81 58	
									322	H Wagner	65 47	
									326	H LIU Brooklyn	64 49	
									333	H Maine	44 40	
									343	H Columbia	68 54	
LAST 12 Division I GAMES:												
252	A Fairleigh Dickinson	66 53	199	H Yale	65 78							
202	A Monmouth	58 55	58	H Quinnipiac	62 85							
127	A Sacred Heart	44 62	224	A Central Conn. St.	50 59							
326	H LIU Brooklyn	64 49	277	A Robert Morris	69 71							
322	H Wagner	65 47	126	A Saint Francis (PA)	76 81							
228	H Mt. St. Mary's	84 86	179	A Army	51 67							

Non-Div I Games:

Bryant

■ Loss,
 ■ Non-Conf,
 ■ S Site,
 ■ H Home
 ■ A Away
 N Neutral

Average RPI Win: 260	WON-LOST	WINNING	LAST 10	STRENGTH OF	OPP. STRENGTH	TEAM	ADJ.	CONF.	ADJ CONF.
Average RPI Loss: 164	RECORD	PCT. RANK	GAMES	SCHEDULE	OF SCHEDULE	RPI	RPI	RPI	RPI
DIV. I ONLY	13- 10	130	5- 5	246	302	188	188	16	16
DIV. I NON-CONF.	9- 6	125	2- 2	300	304	199	199	19	19
TOTALS	RPI 1-25	RPI 26-50	W-L RECORDS	RPI 51-100	RPI 101-150	RPI 150+			
13- 10	0- 0	0- 0	OVERALL	0- 1	0- 3	13- 6			
7- 4	0- 0	0- 0	HOME	0- 0	0- 2	7- 2			
6- 6	0- 0	0- 0	AWAY	0- 1	0- 1	6- 4			
0- 0	0- 0	0- 0	NEUTRAL	0- 0	0- 0	0- 0			
9- 6	0- 0	0- 0	NON-CONFERENCE	0- 1	0- 1	9- 4			
5- 2	0- 0	0- 0	HOME	0- 0	0- 1	5- 1			
4- 4	0- 0	0- 0	AWAY	0- 1	0- 0	4- 3			
0- 0	0- 0	0- 0	NEUTRAL	0- 0	0- 0	0- 0			
4- 4	0- 0	0- 0	CONFERENCE	0- 0	0- 2	4- 2			
2- 2	0- 0	0- 0	HOME	0- 0	0- 1	2- 1			
2- 2	0- 0	0- 0	AWAY	0- 0	0- 1	2- 1			
0- 0	0- 0	0- 0	NEUTRAL	0- 0	0- 0	0- 0			

RPI 1-25				RPI 26-50				RPI 51-100				RPI 101+				Team's RPI: 188	
RPI	S	Opponent	Score	RPI	S	Opponent	Score	RPI	S	Opponent	Score	RPI	S	Opponent	Score		
								70	A	Youngstown St.	51	69	101	H	American	58	66
													126	H	Saint Francis (PA)	54	62
													138	A	Navy	40	61
													162	H	Holy Cross	62	59
													179	A	Army	60	68
													179	H	Army	35	44
													199	A	Yale	62	82
													201	A	Penn	53	58
													220	A	Lafayette	50	49
													222	A	Xavier	62	71
													225	H	Longwood	52	60
													228	H	Mt. St. Mary's	55	43
													237	A	Lehigh	53	37
													241	H	Niagara	77	69
													254	H	Buffalo	78	71
													264	H	Cornell	64	39
													266	A	Canisius	59	50
													285	H	Colgate	53	51
													295	H	NJIT	52	35
													296	A	Towson	75	62
													300	A	Morgan St.	72	64
													331	A	Saint Peter's	69	62
LAST 12 Division I GAMES:																	
179	H	Army	35	44	285	H	Colgate	53	51								
138	A	Navy	40	61	179	A	Army	60	68								
101	H	American	58	66	295	H	NJIT	52	35								
162	H	Holy Cross	62	59	199	A	Yale	62	82								
237	A	Lehigh	53	37	264	H	Cornell	64	39								
220	A	Lafayette	50	49	70	A	Youngstown St.	51	69								

Non-Div I Games:

Bucknell

Average RPI Win: 260				WON-LOST		WINNING		LAST 10		STRENGTH OF		OPP. STRENGTH		TEAM		ADJ.		CONF.		ADJ CONF.	
Average RPI Loss: 150				RECORD		PCT. RANK		GAMES		SCHEDULE		OF SCHEDULE		RPI		RPI		RPI		RPI	
DIV. I ONLY				7- 16		283		5- 5		152		236		254		254		18		18	
DIV. I NON-CONF.				2- 11		313		0- 2		148		245		296		296		16		16	
TOTALS		RPI 1-25		RPI 26-50		W-L RECORDS		RPI 51-100		RPI 101-150		RPI 150+									
7- 16		0- 1		0- 2		OVERALL		0- 3		1- 2		6- 8									
4- 7		0- 0		0- 1		HOME		0- 2		0- 0		4- 4									
3- 8		0- 1		0- 1		AWAY		0- 1		1- 1		2- 4									
0- 1		0- 0		0- 0		NEUTRAL		0- 0		0- 1		0- 0									
2- 11		0- 1		0- 1		NON-CONFERENCE		0- 1		0- 1		2- 7									
1- 5		0- 0		0- 1		HOME		0- 1		0- 0		1- 3									
1- 5		0- 1		0- 0		AWAY		0- 0		0- 0		1- 4									
0- 1		0- 0		0- 0		NEUTRAL		0- 0		0- 1		0- 0									
5- 5		0- 0		0- 1		CONFERENCE		0- 2		1- 1		4- 1									
3- 2		0- 0		0- 0		HOME		0- 1		0- 0		3- 1									
2- 3		0- 0		0- 1		AWAY		0- 1		1- 1		1- 0									
0- 0		0- 0		0- 0		NEUTRAL		0- 0		0- 0		0- 0									
















































RPI 1-25				RPI 26-50				RPI 51-100				RPI 101+				Team's RPI: 254	
RPI	S	Opponent	Score	RPI	S	Opponent	Score	RPI	S	Opponent	Score	RPI	S	Opponent	Score		
18	A	Dayton	44 68	31	H	Duquesne	52 78	69	A	Central Mich.	51 86	120	N	Eastern Ill.	73 89		
				39	A	Toledo	44 59	70	H	Youngstown St.	50 60	130	A	Akron	57 75		
								97	H	Bowling Green	56 61	150	A	Miami (OH)	78 70		
												159	A	Wright St.	51 66		
												188	A	Bucknell	71 78		
												211	H	Ball St.	55 69		
												215	H	Pittsburgh	77 91		
												217	H	St. Bonaventure	55 64		
												241	H	Niagara	65 51		
												244	H	Western Mich.	63 44		
												264	A	Cornell	43 70		
												265	H	Northern Ill.	60 53		
												266	A	Canisius	57 73		
												269	A	Oakland	61 59		
												301	H	Binghamton	60 65		
												312	H	Ohio	73 36		
												337	A	Kent St.	69 54		
LAST 12 Division I GAMES:																	
				69	A	Central Mich.	51 86	39	A	Toledo	44 59						
				97	H	Bowling Green	56 61	337	A	Kent St.	69 54						
				130	A	Akron	57 75	312	H	Ohio	73 36						
				150	A	Miami (OH)	78 70	265	H	Northern Ill.	60 53						
				244	H	Western Mich.	63 44	264	A	Cornell	43 70						
				211	H	Ball St.	55 69	215	H	Pittsburgh	77 91						

Non-Div I Games:

Buffalo

Loss, Non-Conf, S Site, H Home A Away N Neutral

Average RPI Win:	217	WON-LOST	WINNING	LAST 10	STRENGTH OF	OPP. STRENGTH	TEAM	ADJ.	CONF.	ADJ CONF.
Average RPI Loss:	95	RECORD	PCT. RANK	GAMES	SCHEDULE	OF SCHEDULE	RPI	RPI	RPI	RPI
DIV. I ONLY	14- 9	106	7- 3	184	96	110	110	8	8	
DIV. I NON-CONF.	9- 6	125	3- 1	151	118	102	102	8	8	
TOTALS	RPI 1-25	RPI 26-50	W-L RECORDS	RPI 51-100	RPI 101-150	RPI 150+				
14- 9	0- 1	0- 3	OVERALL	0- 2	2- 0	12- 3				
7- 3	0- 1	0- 0	HOME	0- 1	1- 0	6- 1				
7- 5	0- 0	0- 3	AWAY	0- 1	1- 0	6- 1				
0- 1	0- 0	0- 0	NEUTRAL	0- 0	0- 0	0- 1				
9- 6	0- 0	0- 2	NON-CONFERENCE	0- 2	2- 0	7- 2				
4- 2	0- 0	0- 0	HOME	0- 1	1- 0	3- 1				
5- 3	0- 0	0- 2	AWAY	0- 1	1- 0	4- 0				
0- 1	0- 0	0- 0	NEUTRAL	0- 0	0- 0	0- 1				
5- 3	0- 1	0- 1	CONFERENCE	0- 0	0- 0	5- 1				
3- 1	0- 1	0- 0	HOME	0- 0	0- 0	3- 0				
2- 2	0- 0	0- 1	AWAY	0- 0	0- 0	2- 1				
0- 0	0- 0	0- 0	NEUTRAL	0- 0	0- 0	0- 0				

RPI S Opponent	Score	RPI S Opponent	Score	RPI S Opponent	Score	RPI S Opponent	Score	Team's RPI: 110
18  Dayton	39 	34  St. Mary's (CA)	74 	85  Illinois St.	57 	121  Indiana St.	56 45	
		45  Marquette	62 	97  Bowling Green	47 	141  IUPUI	67 58	
		46  Saint Joseph's	50 			154  George Washington	60 	
						177  Fairfield	45 	
						184  Indiana	59 56	
						195 N Portland St.	58 	
						203  La Salle	59 42	
						211  Ball St.	70 62	
						213  Valparaiso	69 55	
						214  VCU	65 45	
						218  Northern Ky.	66 56	
						222  Xavier	71 67	
						226  Cleveland St.	56 54	
						227  Eastern Mich.	65 59	
						279  Ill.-Chicago	84 61	
						287  Rhode Island	60 45	
						289  Massachusetts	75 61	
LAST 12 Division I GAMES:								
154  George Washington	60 	222  Xavier	71 67					
287  Rhode Island	60 45	18  Dayton	39 					
46  Saint Joseph's	50 	279  Ill.-Chicago	84 61					
214  VCU	65 45	226  Cleveland St.	56 54					
289  Massachusetts	75 61	85  Illinois St.	57 					
203  La Salle	59 42	121  Indiana St.	56 45					

Non-Div I Games:

Butler

CSU Bakersfield

Through Games Of Sunday, February 10, 2013

Average RPI Win:	285	WON-LOST	WINNING	LAST 10	STRENGTH OF	OPP. STRENGTH	TEAM	ADJ.	CONF.	ADJ CONF.
Average RPI Loss:	150	RECORD	PCT. RANK	GAMES	SCHEDULE	OF SCHEDULE	RPI	RPI	RPI	RPI
DIV. I ONLY	9- 15	243	7- 3	300	240	276	276	31	31	
DIV. I NON-CONF.	9- 15	226	7- 5	286	271	264	264	32	32	
TOTALS	RPI 1-25	RPI 26-50	W-L RECORDS	RPI 51-100	RPI 101-150	RPI 150+				
9- 15	0- 2	0- 1	OVERALL	0- 2	1- 3	8- 7				
3- 7	0- 1	0- 0	HOME	0- 1	1- 3	2- 2				
6- 5	0- 0	0- 1	AWAY	0- 1	0- 0	6- 3				
0- 3	0- 1	0- 0	NEUTRAL	0- 0	0- 0	0- 2				
9- 15	0- 2	0- 1	NON-CONFERENCE	0- 2	1- 3	8- 7				
3- 7	0- 1	0- 0	HOME	0- 1	1- 3	2- 2				
6- 5	0- 0	0- 1	AWAY	0- 1	0- 0	6- 3				
0- 3	0- 1	0- 0	NEUTRAL	0- 0	0- 0	0- 2				
0- 0	0- 0	0- 0	CONFERENCE	0- 0	0- 0	0- 0				
0- 0	0- 0	0- 0	HOME	0- 0	0- 0	0- 0				
0- 0	0- 0	0- 0	AWAY	0- 0	0- 0	0- 0				
0- 0	0- 0	0- 0	NEUTRAL	0- 0	0- 0	0- 0				

RPI 1-25				RPI 26-50				RPI 51-100				RPI 101+ Team's RPI: 276			
RPI	S	Opponent	Score	RPI	S	Opponent	Score	RPI	S	Opponent	Score	RPI	S	Opponent	Score
6	H	California	46 84	48	A	Pacific	60 102	94	A	Cal Poly	71 75	111	H	Arizona	50 71
11	N	Duke	63 97					95	H	Fresno St.	68 77	114	H	Cal St. Northridge	70 62
												123	H	Santa Clara	56 77
												144	H	Sacramento St.	72 79
												180	A	Oregon St.	48 71
												185	H	UC Riverside	63 75
												194	N	UC Davis	59 71
												230	N	Stephen F. Austin	71 76
												238	A	Colorado St.	54 56
												263	A	UC Irvine	71 64
												263	H	UC Irvine	52 66
												282	A	Northern Ariz.	71 68
												298	A	Nevada	83 80
												307	H	Utah Valley	67 65
												311	A	Tex.-Pan American	71 62
												311	H	Tex.-Pan American	85 62
												323	A	Air Force	78 82
												338	A	Chicago St.	70 51
												345	A	Houston Baptist	88 75
LAST 12 Division I GAMES:															
311	A	Tex.-Pan American	71 62	298	A	Nevada	83 80								
114	H	Cal St. Northridge	70 62	95	H	Fresno St.	68 77								
338	A	Chicago St.	70 51	48	A	Pacific	60 102								
307	H	Utah Valley	67 65	263	H	UC Irvine	52 66								
345	A	Houston Baptist	88 75	194	N	UC Davis	59 71								
311	H	Tex.-Pan American	85 62	11	N	Duke	63 97								

Non-Div I Games:

CSU Bakersfield

Loss, Non-Conf, S Site, H Home A Away N Neutral

Average RPI Win:	187	WON-LOST	WINNING	LAST 10	STRENGTH OF	OPP. STRENGTH	TEAM	ADJ.	CONF.	ADJ CONF.
Average RPI Loss:	110	RECORD	PCT. RANK	GAMES	SCHEDULE	OF SCHEDULE	RPI	RPI	RPI	RPI
DIV. I ONLY	13- 9	114	7- 3	107	101	94	94	11	11	
DIV. I NON-CONF.	6- 5	146	1- 0	116	42	133	133	11	11	
TOTALS	RPI 1-25	RPI 26-50	W-L RECORDS	RPI 51-100	RPI 101-150	RPI 150+				
13- 9	0- 1	2- 3	OVERALL	1- 0	1- 1	9- 4				
9- 3	0- 0	1- 2	HOME	1- 0	1- 0	6- 1				
4- 6	0- 1	1- 1	AWAY	0- 0	0- 1	3- 3				
0- 0	0- 0	0- 0	NEUTRAL	0- 0	0- 0	0- 0				
6- 5	0- 1	0- 3	NON-CONFERENCE	1- 0	0- 0	5- 1				
4- 3	0- 0	0- 2	HOME	1- 0	0- 0	3- 1				
2- 2	0- 1	0- 1	AWAY	0- 0	0- 0	2- 0				
0- 0	0- 0	0- 0	NEUTRAL	0- 0	0- 0	0- 0				
7- 4	0- 0	2- 0	CONFERENCE	0- 0	1- 1	4- 3				
5- 0	0- 0	1- 0	HOME	0- 0	1- 0	3- 0				
2- 4	0- 0	1- 0	AWAY	0- 0	0- 1	1- 3				
0- 0	0- 0	0- 0	NEUTRAL	0- 0	0- 0	0- 0				

RPI 1-25				RPI 26-50				RPI 51-100				Team's RPI: 94	RPI 101+			
RPI	S	Opponent	Score	RPI	S	Opponent	Score	RPI	S	Opponent	Score		RPI	S	Opponent	Score
6	A	California	61 87	34	H	St. Mary's (CA)	67 70	86	H	San Diego	69 50		114	A	Cal St. Northridge	70 80
				42	A	Oklahoma St.	59 90						131	H	UC Santa Barbara	66 47
				43	H	San Diego St.	56 73						164	A	Hawaii	43 61
				48	A	Pacific	62 59						180	A	Oregon St.	72 62
				48	H	Pacific	96 95						182	A	Long Beach St.	52 62
													185	H	UC Riverside	79 56
													194	A	UC Davis	69 79
													194	H	UC Davis	73 71
													206	H	Loyola Marymount	84 71
													207	H	San Francisco	67 71
													230	H	Stephen F. Austin	75 64
													263	A	UC Irvine	64 46
													276	H	CSU Bakersfield	75 71
													291	H	Cal St. Fullerton	78 40
													298	A	Nevada	72 63
LAST 12 Division I GAMES:																
194	A	UC Davis	69 79	131	H	UC Santa Barbara	66 47									
48	A	Pacific	62 59	48	H	Pacific	96 95									
185	H	UC Riverside	79 56	194	H	UC Davis	73 71									
291	H	Cal St. Fullerton	78 40	263	A	UC Irvine	64 46									
114	A	Cal St. Northridge	70 80	182	A	Long Beach St.	52 62									
164	A	Hawaii	43 61	206	H	Loyola Marymount	84 71									

Non-Div I Games:

Cal Poly

■ Loss,
 ■ Non-Conf, S Site,
 ■ Home
 ■ Away
 N Neutral

Average RPI Win:	225	WON-LOST	WINNING	LAST 10	STRENGTH OF	OPP. STRENGTH	TEAM	ADJ.	CONF.	ADJ CONF.
Average RPI Loss:	155	RECORD	PCT. RANK	GAMES	SCHEDULE	OF SCHEDULE	RPI	RPI	RPI	RPI
DIV. I ONLY	7- 15	272	3- 7	249	135	291	291	11	11	
DIV. I NON-CONF.	4- 8	241	2- 0	303	158	310	310	11	11	
TOTALS	RPI 1-25	RPI 26-50	W-L RECORDS	RPI 51-100	RPI 101-150	RPI 150+				
7- 15	0- 0	0- 3	OVERALL	0- 1	1- 3	6- 8				
6- 5	0- 0	0- 1	HOME	0- 0	1- 1	5- 3				
1- 8	0- 0	0- 1	AWAY	0- 1	0- 1	1- 5				
0- 2	0- 0	0- 1	NEUTRAL	0- 0	0- 1	0- 0				
4- 8	0- 0	0- 2	NON-CONFERENCE	0- 0	1- 1	3- 5				
4- 1	0- 0	0- 0	HOME	0- 0	1- 0	3- 1				
0- 5	0- 0	0- 1	AWAY	0- 0	0- 0	0- 4				
0- 2	0- 0	0- 1	NEUTRAL	0- 0	0- 1	0- 0				
3- 7	0- 0	0- 1	CONFERENCE	0- 1	0- 2	3- 3				
2- 4	0- 0	0- 1	HOME	0- 0	0- 1	2- 2				
1- 3	0- 0	0- 0	AWAY	0- 1	0- 1	1- 1				
0- 0	0- 0	0- 0	NEUTRAL	0- 0	0- 0	0- 0				

RPI S	Opponent	Score	RPI S	Opponent	Score	RPI S	Opponent	Score	RPI S	Opponent	Score	Team's RPI: 291
38	N Georgetown	51 53	94	A Cal Poly	40 78	109	N Eastern Wash.	45 50				
48	H Pacific	55 67				114	H Cal St. Northridge	55 56				
50	A Gonzaga	44 83				131	A UC Santa Barbara	50 60				
						144	H Sacramento St.	94 75				
						164	H Hawaii	83 74				
						180	A Oregon St.	36 54				
						182	A Long Beach St.	39 45				
						185	A UC Riverside	54 49				
						185	H UC Riverside	45 64				
						194	H UC Davis	44 88				
						206	A Loyola Marymount	73 85				
						207	H San Francisco	60 55				
						209	A New Mexico	43 52				
						263	H UC Irvine	65 51				
						271	H San Jose St.	60 59				
						282	H Northern Ariz.	54 55				
						298	A Nevada	72 76				
						343	H Columbia	61 49				
LAST 12 Division I GAMES:												
185	H UC Riverside	45 64	263	H UC Irvine	65 51							
131	A UC Santa Barbara	50 60	185	A UC Riverside	54 49							
94	A Cal Poly	40 78	114	H Cal St. Northridge	55 56							
48	H Pacific	55 67	164	H Hawaii	83 74							
194	H UC Davis	44 88	343	H Columbia	61 49							
182	A Long Beach St.	39 45	271	H San Jose St.	60 59							

Non-Div I Games:

Cal St. Fullerton

■ Loss,
■ Non-Conf,
■ S Site,
■ H Home
■ A Away
N Neutral

Average RPI Win:	175	WON-LOST	WINNING	LAST 10	STRENGTH OF	OPP. STRENGTH	TEAM	ADJ.	CONF.	ADJ CONF.
Average RPI Loss:	136	RECORD	PCT. RANK	GAMES	SCHEDULE	OF SCHEDULE	RPI	RPI	RPI	RPI
DIV. I ONLY	12- 11	149	4- 6	113	117	114	114	11	11	
DIV. I NON-CONF.	6- 6	160	0- 1	72	75	93	93	11	11	
TOTALS	RPI 1-25	RPI 26-50	W-L RECORDS	RPI 51-100	RPI 101-150	RPI 150+				
12- 11	1- 2	0- 1	OVERALL	1- 1	2- 2	8- 5				
7- 3	0- 1	0- 0	HOME	1- 0	1- 1	5- 1				
5- 8	1- 1	0- 1	AWAY	0- 1	1- 1	3- 4				
0- 0	0- 0	0- 0	NEUTRAL	0- 0	0- 0	0- 0				
6- 6	1- 2	0- 0	NON-CONFERENCE	0- 1	2- 1	3- 2				
4- 1	0- 1	0- 0	HOME	0- 0	1- 0	3- 0				
2- 5	1- 1	0- 0	AWAY	0- 1	1- 1	0- 2				
0- 0	0- 0	0- 0	NEUTRAL	0- 0	0- 0	0- 0				
6- 5	0- 0	0- 1	CONFERENCE	1- 0	0- 1	5- 3				
3- 2	0- 0	0- 0	HOME	1- 0	0- 1	2- 1				
3- 3	0- 0	0- 1	AWAY	0- 0	0- 0	3- 2				
0- 0	0- 0	0- 0	NEUTRAL	0- 0	0- 0	0- 0				

RPI 1-25				RPI 26-50				RPI 51-100				RPI 101+ Team's RPI: 114			
RPI	S	Opponent	Score	RPI	S	Opponent	Score	RPI	S	Opponent	Score	RPI	S	Opponent	Score
5	H	Penn St.	73 85	48	A	Pacific	51 60	94	H	Cal Poly	80 70	109	H	Eastern Wash.	66 44
12	A	UCLA	77 72					95	A	Fresno St.	53 68	111	A	Arizona	46 53
22	A	Oklahoma	57 79									123	A	Santa Clara	70 67
												131	H	UC Santa Barbara	37 56
												164	H	Hawaii	53 65
												175	H	South Ala.	47 40
												182	A	Long Beach St.	63 70
												182	H	Long Beach St.	73 52
												185	A	UC Riverside	65 49
												194	A	UC Davis	46 61
												197	H	Portland	70 51
												207	H	San Francisco	77 33
												263	A	UC Irvine	68 52
												263	H	UC Irvine	59 48
												271	A	San Jose St.	63 73
												276	A	CSU Bakersfield	62 70
												291	A	Cal St. Fullerton	56 55
LAST 12 Division I GAMES:															
182	A	Long Beach St.	63 70	48	A	Pacific	51 60								
263	A	UC Irvine	68 52	194	A	UC Davis	46 61								
164	H	Hawaii	53 65	263	H	UC Irvine	59 48								
276	A	CSU Bakersfield	62 70	182	H	Long Beach St.	73 52								
94	H	Cal Poly	80 70	291	A	Cal St. Fullerton	56 55								
131	H	UC Santa Barbara	37 56	185	A	UC Riverside	65 49								

Non-Div I Games:

Cal St. Northridge

■ Loss,
■ Non-Conf,
■ S Site,
■ H Home
■ A Away
N Neutral

California

Through Games Of Sunday, February 10, 2013

Average RPI Win:	108	WON-LOST	WINNING	LAST 10	STRENGTH OF	OPP. STRENGTH	TEAM	ADJ.	CONF.	ADJ CONF.
Average RPI Loss:	7	RECORD	PCT. RANK	GAMES	SCHEDULE	OF SCHEDULE	RPI	RPI	RPI	RPI
DIV. I ONLY	21- 2	7	9- 1	16	20	6	6	6	6	6
DIV. I NON-CONF.	10- 1	16	0- 0	26	44	5	5	5	5	5
TOTALS	RPI 1-25	RPI 26-50	W-L RECORDS	RPI 51-100	RPI 101-150	RPI 150+				
21- 2	2- 2	5- 0	OVERALL	2- 0	7- 0	5- 0				
13- 1	1- 1	4- 0	HOME	2- 0	4- 0	2- 0				
8- 1	1- 1	1- 0	AWAY	0- 0	3- 0	3- 0				
0- 0	0- 0	0- 0	NEUTRAL	0- 0	0- 0	0- 0				
10- 1	0- 1	3- 0	NON-CONFERENCE	1- 0	3- 0	3- 0				
7- 0	0- 0	3- 0	HOME	1- 0	1- 0	2- 0				
3- 1	0- 1	0- 0	AWAY	0- 0	2- 0	1- 0				
0- 0	0- 0	0- 0	NEUTRAL	0- 0	0- 0	0- 0				
11- 1	2- 1	2- 0	CONFERENCE	1- 0	4- 0	2- 0				
6- 1	1- 1	1- 0	HOME	1- 0	3- 0	0- 0				
5- 0	1- 0	1- 0	AWAY	0- 0	1- 0	2- 0				
0- 0	0- 0	0- 0	NEUTRAL	0- 0	0- 0	0- 0				

RPI	S	Opponent	Score	RPI	S	Opponent	Score	RPI	S	Opponent	Score	RPI	S	Opponent	Score
3	A	Stanford	67 55	27	A	Colorado	53 49	94	H	Cal Poly	87 61	102	A	Utah	55 50
3	H	Stanford	53 62	27	H	Colorado	59 56	98	H	Arizona St.	66 53	102	H	Utah	71 54
11	A	Duke	63 77	34	H	St. Mary's (CA)	89 41					107	A	Northwestern	71 65
12	H	UCLA	70 65	38	H	Georgetown	72 56					109	H	Eastern Wash.	91 58
				40	H	Kansas	88 79					111	H	Arizona	91 86
												136	A	Old Dominion	63 47
												137	H	Southern California	71 63
												154	H	George Washington	70 43
												180	A	Oregon St.	60 38
												237	H	Lehigh	80 48
												251	A	Oregon	72 45
												276	A	CSU Bakersfield	84 46
LAST 12 Division I GAMES:															
111	H	Arizona	91 86	12	H	UCLA	70 65								
98	H	Arizona St.	66 53	137	H	Southern California	71 63								
251	A	Oregon	72 45	3	A	Stanford	67 55								
180	A	Oregon St.	60 38	3	H	Stanford	53 62								
102	H	Utah	71 54	27	A	Colorado	53 49								
27	H	Colorado	59 56	102	A	Utah	55 50								

Non-Div I Games:

California

Loss, Non-Conf, S Site, H Home A Away N Neutral

Average RPI Win:	259	WON-LOST	WINNING	LAST 10	STRENGTH OF	OPP. STRENGTH	TEAM	ADJ.	CONF.	ADJ CONF.
Average RPI Loss:	138	RECORD	PCT. RANK	GAMES	SCHEDULE	OF SCHEDULE	RPI	RPI	RPI	RPI
DIV. I ONLY	14- 8	89	6- 4	266	328	160	160	28	28	
DIV. I NON-CONF.	6- 3	84	0- 0	329	328	193	193	29	29	
TOTALS	RPI 1-25	RPI 26-50	W-L RECORDS	RPI 51-100	RPI 101-150	RPI 150+				
14- 8	0- 0	0- 0	OVERALL	0- 3	1- 1	13- 4				
6- 3	0- 0	0- 0	HOME	0- 1	1- 0	5- 2				
6- 4	0- 0	0- 0	AWAY	0- 2	0- 0	6- 2				
2- 1	0- 0	0- 0	NEUTRAL	0- 0	0- 1	2- 0				
6- 3	0- 0	0- 0	NON-CONFERENCE	0- 1	0- 1	6- 1				
2- 0	0- 0	0- 0	HOME	0- 0	0- 0	2- 0				
2- 2	0- 0	0- 0	AWAY	0- 1	0- 0	2- 1				
2- 1	0- 0	0- 0	NEUTRAL	0- 0	0- 1	2- 0				
8- 5	0- 0	0- 0	CONFERENCE	0- 2	1- 0	7- 3				
4- 3	0- 0	0- 0	HOME	0- 1	1- 0	3- 2				
4- 2	0- 0	0- 0	AWAY	0- 1	0- 0	4- 1				
0- 0	0- 0	0- 0	NEUTRAL	0- 0	0- 0	0- 0				

RPI S	Opponent	Score	RPI S	Opponent	Score	RPI S	Opponent	Score	RPI S	Opponent	Score	Team's RPI: 160
						75	A Liberty	58 65	108	H High Point	79 76	
						75	H Liberty	56 78	124	N Appalachian St.	54 69	
						89	A East Carolina	54 74	151	H Elon	79 69	
									153	A Winthrop	84 69	
									153	H Winthrop	53 76	
									157	A Wake Forest	68 84	
									204	H Presbyterian	62 68	
									225	A Longwood	75 77	
									225	H Longwood	62 51	
									228	A Mt. St. Mary's	54 48	
									235	A Radford	66 52	
									235	H Radford	83 77	
									297	H Coastal Caro.	64 54	
									314	A Western Caro.	55 40	
									325	A Gardner-Webb	59 49	
									332	N UMES	77 72	
									340	N Jacksonville St.	66 53	
									341	A UNC Asheville	73 56	
									342	H N.C. Central	67 51	
LAST 12 Division I GAMES:												
153	A	Winthrop	84	69	75	A	Liberty	58	65			
235	A	Radford	66	52	225	A	Longwood	75	77			
225	H	Longwood	62	51	108	H	High Point	79	76			
75	H	Liberty	56	78	325	A	Gardner-Webb	59	49			
153	H	Winthrop	53	76	204	H	Presbyterian	62	68			
235	H	Radford	83	77	297	H	Coastal Caro.	64	54			

Non-Div I Games: Barber-Scotia 102 33 Columbia (SC) 84 54

Campbell

Loss, Non-Conf, S Site, H Home A Away N Neutral

Cambridge				Through Games of Sunday, February 10, 1918						
Average RPI Win:	259	WON-LOST	WINNING	LAST 10	STRENGTH OF	OPP. STRENGTH	TEAM	ADJ.	CONF.	ADJ CONF.
Average RPI Loss:	174	RECORD	PCT. RANK	GAMES	SCHEDULE	OF SCHEDULE	RPI	RPI	RPI	RPI
DIV. I ONLY	9- 14	226	5- 5	248	271	266	266	26	26	26
DIV. I NON-CONF.	3- 8	274	0- 0	187	303	279	279	23	23	23

TOTALS	RPI 1-25	RPI 26-50		W-L RECORDS		RPI 51-100	RPI 101-150	RPI 150+		
9- 14	0- 0	0- 2		OVERALL		0- 2	0- 2	9- 8		
5- 7	0- 0	0- 1		HOME		0- 1	0- 0	5- 5		
4- 6	0- 0	0- 1		AWAY		0- 0	0- 2	4- 3		
0- 1	0- 0	0- 0		NEUTRAL		0- 1	0- 0	0- 0		
3- 8	0- 0	0- 0		NON-CONFERENCE		0- 2	0- 2	3- 4		
2- 3	0- 0	0- 0		HOME		0- 1	0- 0	2- 2		
1- 4	0- 0	0- 0		AWAY		0- 0	0- 2	1- 2		
0- 1	0- 0	0- 0		NEUTRAL		0- 1	0- 0	0- 0		
6- 6	0- 0	0- 2		CONFERENCE		0- 0	0- 0	6- 4		
3- 4	0- 0	0- 1		HOME		0- 0	0- 0	3- 3		
3- 2	0- 0	0- 1		AWAY		0- 0	0- 0	3- 1		
0- 0	0- 0	0- 0		NEUTRAL		0- 0	0- 0	0- 0		

RPI 1-25				RPI 26-50				RPI 51-100				RPI 101+ Team's RPI: 266			
RPI	S	Opponent	Score	RPI	S	Opponent	Score	RPI	S	Opponent	Score	RPI	S	Opponent	Score
				44	A	Marist	40 54	96	H	Albany (NY)	43 65	103	A	Detroit	54 65
				44	H	Marist	41 51	96	N	Albany (NY)	47 67	130	A	Akron	72 81
												174	H	Iona	54 68
												182	A	Long Beach St.	67 72
												188	H	Bucknell	50 59
												210	A	Rider	51 50
												210	H	Rider	75 68
												217	A	St. Bonaventure	44 66
												231	A	Loyola Maryland	60 46
												231	H	Loyola Maryland	48 39
												241	H	Niagara	49 62
												254	H	Buffalo	73 57
												258	H	Siena	65 62
												269	H	Oakland	51 52
												301	A	Binghamton	61 48
												303	H	Vermont	56 55
												324	A	Manhattan	51 54
												331	A	Saint Peter's	62 52
												331	H	Saint Peter's	65 74
LAST 12 Division I GAMES:															
				231	H	Loyola Maryland	48 39	210	H	Rider	75 68				
				331	H	Saint Peter's	65 74	44	H	Marist	41 51				
				324	A	Manhattan	51 54	331	A	Saint Peter's	62 52				
				44	A	Marist	40 54	210	A	Rider	51 50				
				241	H	Niagara	49 62	174	H	Iona	54 68				
				231	A	Loyola Maryland	60 46	258	H	Siena	65 62				

Non-Div I Games:

Canisius

■ Loss, ■ Non-Conf, S Site, H Home A Away N Neutral

GENERAL INFO				THROUGH GAMES OF SUNDAY, FEBRUARY 10, 1918						
Average RPI Win:	254	WON-LOST	WINNING	LAST 10	STRENGTH OF	OPP. STRENGTH	TEAM	ADJ.	CONF.	ADJ CONF.
Average RPI Loss:	193	RECORD	PCT. RANK	GAMES	SCHEDULE	OF SCHEDULE	RPI	RPI	RPI	RPI
DIV. I ONLY	9- 10	185	4- 6	324	304	236	236	21	21	
DIV. I NON-CONF.	3- 4	205	0- 0	340	191	234	234	20	20	

TOTALS	RPI 1-25	RPI 26-50		W-L RECORDS		RPI 51-100	RPI 101-150	RPI 150+		
9- 10	0- 0	0- 0		OVERALL		0- 0	1- 2	8- 8		
3- 3	0- 0	0- 0		HOME		0- 0	1- 0	2- 3		
6- 7	0- 0	0- 0		AWAY		0- 0	0- 0	6- 0		
0- 0	0- 0	0- 0		NEUTRAL		0- 0	0- 0	0- 0		
3- 4	0- 0	0- 0		NON-CONFERENCE		0- 0	0- 1	3- 3		
0- 0	0- 0	0- 0		HOME		0- 0	0- 0	0- 0		
3- 4	0- 0	0- 0		AWAY		0- 0	0- 1	3- 3		
0- 0	0- 0	0- 0		NEUTRAL		0- 0	0- 0	0- 0		
6- 6	0- 0	0- 0		CONFERENCE		0- 0	1- 1	5- 5		
3- 3	0- 0	0- 0		HOME		0- 0	1- 0	2- 3		
3- 3	0- 0	0- 0		AWAY		0- 0	0- 1	3- 2		
0- 0	0- 0	0- 0		NEUTRAL		0- 0	0- 0	0- 0		

RPI 1-25				RPI 26-50				RPI 51-100				RPI 101+				Team's RPI: 236	
RPI	S	Opponent	Score	RPI	S	Opponent	Score	RPI	S	Opponent	Score	RPI	S	Opponent	Score		
												119	H	Lamar	67	62	
												132	A	Sam Houston St.	48	64	
												139	A	Arkansas St.	51	58	
												161	A	UT Martin	48	72	
												167	A	Southern Miss.	44	53	
												170	A	Louisiana Tech	63	65	
												176	A	Nicholls St.	72	56	
												176	H	Nicholls St.	62	68	
												191	H	McNeese St.	61	77	
												221	A	La.-Monroe	62	49	
												230	A	Stephen F. Austin	45	53	
												230	H	Stephen F. Austin	57	54	
												274	A	Northwestern St.	47	52	
												274	H	Northwestern St.	60	44	
												288	A	Southeastern La.	76	60	
												288	H	Southeastern La.	64	70	
												309	A	Southern Ill.	59	46	
												334	A	A&M-Corpus Christi	55	40	
												339	A	Alcorn	47	39	
LAST 12 Division I GAMES:																	
				274	A	Northwestern St.	47	52	334	A	A&M-Corpus Christi	55	40				
				230	A	Stephen F. Austin	45	53	132	A	Sam Houston St.	48	64				
				176	H	Nicholls St.	62	68	274	H	Northwestern St.	60	44				
				288	H	Southeastern La.	64	70	230	H	Stephen F. Austin	57	54				
				119	H	Lamar	67	62	288	A	Southeastern La.	76	60				
				191	H	McNeese St.	61	77	176	A	Nicholls St.	72	56				

Non-Div I Games:	Philander Smith	91	36	Southern Ark.	78	45	Central Baptist	99	21	Okla. Wesleyan	83	46	Central Ark.
------------------	-----------------	----	----	---------------	----	----	-----------------	----	----	----------------	----	----	--------------

Loss, Non-Conf, S Site, H Home A Away N Neutral

Average RPI Win:	259	WON-LOST	WINNING	LAST 10	STRENGTH OF	OPP. STRENGTH	TEAM	ADJ.	CONF.	ADJ CONF.
Average RPI Loss:	153	RECORD	PCT. RANK	GAMES	SCHEDULE	OF SCHEDULE	RPI	RPI	RPI	RPI
DIV. I ONLY	11- 10	144	5- 5	306	203	224	224	25	25	
DIV. I NON-CONF.	6- 5	146	1- 1	317	136	223	223	22	22	
TOTALS	RPI 1-25	RPI 26-50	W-L RECORDS	RPI 51-100	RPI 101-150	RPI 150+				
11- 10	0- 0	0- 1	OVERALL	0- 2	1- 2	10- 5				
8- 2	0- 0	0- 0	HOME	0- 1	1- 0	7- 1				
2- 8	0- 0	0- 1	AWAY	0- 1	0- 2	2- 4				
1- 0	0- 0	0- 0	NEUTRAL	0- 0	0- 0	1- 0				
6- 5	0- 0	0- 1	NON-CONFERENCE	0- 1	0- 1	6- 2				
3- 2	0- 0	0- 0	HOME	0- 1	0- 0	3- 1				
2- 3	0- 0	0- 1	AWAY	0- 0	0- 1	2- 1				
1- 0	0- 0	0- 0	NEUTRAL	0- 0	0- 0	1- 0				
5- 5	0- 0	0- 0	CONFERENCE	0- 1	1- 1	4- 3				
5- 0	0- 0	0- 0	HOME	0- 0	1- 0	4- 0				
0- 5	0- 0	0- 0	AWAY	0- 1	0- 1	0- 3				
0- 0	0- 0	0- 0	NEUTRAL	0- 0	0- 0	0- 0				

RPI	S	Opponent	Score	RPI	S	Opponent	Score	RPI	S	Opponent	Score	RPI	S	Opponent	Score	Team's RPI: 224
49	A	Miami (FL)	43 64	58	A	Quinnipiac	73 82	115	A	Texas	58 94	126	A	Saint Francis (PA)	62 67	
				83	H	Hartford	62 76	127	H	Sacred Heart	62 57	162	A	Holy Cross	56 57	
								202	A	Monmouth	63 69	203	H	La Salle	46 70	
								210	H	Rider	62 61	228	H	Mt. St. Mary's	77 73	
								252	A	Fairleigh Dickinson	53 55	253	A	New Hampshire	43 32	
								270	H	St. Francis Brooklyn	55 29	277	A	Robert Morris	48 65	
								278	H	Bryant	59 50	283	N	Delaware St.	76 54	
								287	A	Rhode Island	57 49	289	H	Massachusetts	78 69	
								303	H	Vermont	67 41	322	H	Wagner	82 53	
LAST 12 Division I GAMES:																
202	A	Monmouth	63 69	127	H	Sacred Heart	62 57									
252	A	Fairleigh Dickinson	53 55	278	H	Bryant	59 50									
58	A	Quinnipiac	73 82	126	A	Saint Francis (PA)	62 67									
270	H	St. Francis Brooklyn	55 29	277	A	Robert Morris	48 65									
228	H	Mt. St. Mary's	77 73	283	N	Delaware St.	76 54									
322	H	Wagner	82 53	49	A	Miami (FL)	43 64									

Non-Div I Games:

Central Conn. St.

■ Loss,
 ■ Non-Conf, S Site,
 ■ Home
 ■ Away
 N Neutral

Central Mich.

Average RPI Win: 179

WON-LOST

WINNING

LAST 10

Through Games Of Sunday, February 10, 2013

STRENGTH OF

OPP. STRENGTH

TEAM

ADJ.

CONF.

ADJ CONF.

Average RPI Loss: 72

RECORD

PCT. RANK

GAMES

SCHEDULE

OF SCHEDULE

RPI

RPI

RPI

RPI

DIV. I ONLY

14- 9

106

8- 2

64

83

69

69

18

18

DIV. I NON-CONF.

6- 7

183

1- 1

9

8

50

50

16

16

TOTALS

RPI 1-25

RPI 26-50

W-L RECORDS

RPI 51-100

RPI 101-150

RPI 150+

14- 9

0- 2

3- 2

OVERALL

1- 3

2- 1

8- 1

9- 2

0- 1

1- 1

HOME

1- 0

1- 0

6- 0

3- 7

0- 1

1- 1

AWAY

0- 3

0- 1

2- 1

2- 0

0- 0

1- 0

NEUTRAL

0- 0

1- 0

0- 0

6- 7

0- 2

2- 2

NON-CONFERENCE

1- 2

1- 1

2- 0

3- 2

0- 1

1- 1

HOME

1- 0

0- 0

1- 0

1- 5

0- 1

0- 1

AWAY

0- 2

0- 1

1- 0

2- 0

0- 0

1- 0

NEUTRAL

0- 0

1- 0

0- 0

8- 2

0- 0

1- 0

CONFERENCE

0- 1

1- 0

6- 1

6- 0

0- 0

0- 0

HOME

0- 0

1- 0

5- 0

2- 2

0- 0

1- 0

AWAY

0- 1

0- 0

1- 1

0- 0

0- 0

0- 0

NEUTRAL

0- 0

0- 0

0- 0

RPI 1-25

RPI 26-50

RPI 51-100

Team's RPI: 69

RPI 101+

RPI	S	Opponent	Score
4	H	Notre Dame	63 72
13	A	Purdue	71 87

RPI	S	Opponent	Score
26	A	Green Bay	48 75
26	H	Green Bay	54 50
39	A	Toledo	73 66
45	H	Marquette	74 78
46	N	Saint Joseph's	98 84

RPI	S	Opponent	Score
60	A	Florida	75 81
74	H	South Dakota St.	88 62
86	A	San Diego	72 78
97	A	Bowling Green	59 84

RPI	S	Opponent	Score
107	A	Northwestern	72 82
115	N	Texas	73 65
130	H	Akron	92 69
158	A	Bradley	73 58
211	A	Ball St.	61 68
227	H	Eastern Mich.	77 51
244	H	Western Mich.	72 58
254	H	Buffalo	86 51
265	H	Northern Ill.	83 56
277	H	Robert Morris	96 56
312	A	Ohio	77 48
337	H	Kent St.	91 44

LAST 12 Division I GAMES:

254	H	Buffalo	86 51	265	H	Northern Ill.	83 56
211	A	Ball St.	61 68	244	H	Western Mich.	72 58
97	A	Bowling Green	59 84	227	H	Eastern Mich.	77 51
337	H	Kent St.	91 44	39	A	Toledo	73 66
130	H	Akron	92 69	45	H	Marquette	74 78
312	A	Ohio	77 48	115	N	Texas	73 65

Non-Div I Games:

Central Mich.

■ Loss,
 ■ Non-Conf, S Site,
 ■ Home
 ■ Away
 N Neutral

Average RPI Win:	328	WON-LOST	WINNING	LAST 10	STRENGTH OF	OPP. STRENGTH	TEAM	ADJ.	CONF.	ADJ CONF.
Average RPI Loss:	189	RECORD	PCT. RANK	GAMES	SCHEDULE	OF SCHEDULE	RPI	RPI	RPI	RPI
DIV. I ONLY	5- 14	303	3- 7	318	336	321	321	28	28	
DIV. I NON-CONF.	2- 4	241	0- 0	306	269	314	314	29	29	
TOTALS	RPI 1-25	RPI 26-50	W-L RECORDS	RPI 51-100	RPI 101-150	RPI 150+				
5- 14	0- 0	0- 0	OVERALL	0- 1	0- 2	5- 11				
2- 7	0- 0	0- 0	HOME	0- 1	0- 0	2- 6				
2- 7	0- 0	0- 0	AWAY	0- 0	0- 2	2- 5				
1- 0	0- 0	0- 0	NEUTRAL	0- 0	0- 0	1- 0				
2- 4	0- 0	0- 0	NON-CONFERENCE	0- 0	0- 1	2- 3				
1- 2	0- 0	0- 0	HOME	0- 0	0- 0	1- 2				
0- 2	0- 0	0- 0	AWAY	0- 0	0- 1	0- 1				
1- 0	0- 0	0- 0	NEUTRAL	0- 0	0- 0	1- 0				
3- 10	0- 0	0- 0	CONFERENCE	0- 1	0- 1	3- 8				
1- 5	0- 0	0- 0	HOME	0- 1	0- 0	1- 4				
2- 5	0- 0	0- 0	AWAY	0- 0	0- 1	2- 4				
0- 0	0- 0	0- 0	NEUTRAL	0- 0	0- 0	0- 0				

RPI 1-25				RPI 26-50				RPI 51-100				RPI 101+				Team's RPI: 321	
RPI	S	Opponent	Score	RPI	S	Opponent	Score	RPI	S	Opponent	Score	RPI	S	Opponent	Score		
								75	H	Liberty	33 92	108	A	High Point	54 71		
												122	A	North Carolina St.	54 81		
												152	H	South Carolina St.	57 73		
												153	A	Winthrop	65 85		
												153	H	Winthrop	65 73		
												157	A	Wake Forest	57 77		
												204	A	Presbyterian	57 58		
												208	H	Col. of Charleston	45 76		
												225	H	Longwood	52 67		
												235	A	Radford	60 71		
												235	H	Radford	57 64		
												297	A	Coastal Caro.	56 64		
												314	H	Western Caro.	69 61		
												319	N	UNC Greensboro	60 57		
												325	A	Gardner-Webb	55 48		
												325	H	Gardner-Webb	55 59		
												341	A	UNC Asheville	54 48		
												341	H	UNC Asheville	73 59		
LAST 12 Division I GAMES:																	
				325	A	Gardner-Webb	55 48					235	A	Radford	60 71		
				341	A	UNC Asheville	54 48					153	A	Winthrop	65 85		
				153	H	Winthrop	65 73					225	H	Longwood	52 67		
				235	H	Radford	57 64					75	H	Liberty	33 92		
				325	H	Gardner-Webb	55 59					297	A	Coastal Caro.	56 64		
				341	H	UNC Asheville	73 59					108	A	High Point	54 71		

Non-Div I Games: Paine 82 70 Southern Wesleyan 84 52 Trinity Baptist 71 46

Charleston So.

Average RPI Win:	183	WON-LOST	WINNING	LAST 10	STRENGTH OF	OPP. STRENGTH	TEAM	ADJ.	CONF.	ADJ CONF.
Average RPI Loss:	51	RECORD	PCT. RANK	GAMES	SCHEDULE	OF SCHEDULE	RPI	RPI	RPI	RPI
DIV. I ONLY	18- 4	26	9- 1	132	105	56	56	8	8	
DIV. I NON-CONF.	11- 3	41	3- 1	157	137	82	82	8	8	
TOTALS	RPI 1-25	RPI 26-50	W-L RECORDS	RPI 51-100	RPI 101-150	RPI 150+				
18- 4	0- 1	2- 1	OVERALL	3- 2	2- 0	11- 0				
9- 3	0- 1	1- 0	HOME	3- 2	1- 0	4- 0				
8- 0	0- 0	1- 0	AWAY	0- 0	1- 0	6- 0				
1- 1	0- 0	0- 1	NEUTRAL	0- 0	0- 0	1- 0				
11- 3	0- 1	0- 1	NON-CONFERENCE	3- 1	1- 0	7- 0				
6- 2	0- 1	0- 0	HOME	3- 1	0- 0	3- 0				
4- 0	0- 0	0- 0	AWAY	0- 0	1- 0	3- 0				
1- 1	0- 0	0- 1	NEUTRAL	0- 0	0- 0	1- 0				
7- 1	0- 0	2- 0	CONFERENCE	0- 1	1- 0	4- 0				
3- 1	0- 0	1- 0	HOME	0- 1	1- 0	1- 0				
4- 0	0- 0	1- 0	AWAY	0- 0	0- 0	3- 0				
0- 0	0- 0	0- 0	NEUTRAL	0- 0	0- 0	0- 0				

RPI 1-25				RPI 26-50				RPI 51-100				Team's RPI: 56	RPI 101+			
RPI	S	Opponent	Score	RPI	S	Opponent	Score	RPI	S	Opponent	Score		RPI	S	Opponent	Score
16	H	Florida St.	54 70	31	H	Duquesne	63 54	62	H	FGCU	79 60		112	H	Temple	66 43
				39	N	Toledo	66 76	65	H	Kansas St.	63 67		149	A	N.C. A&T	57 47
				46	A	Saint Joseph's	71 66	77	H	Davidson	69 54		155	A	UCF	62 59
								82	H	Fordham	56 59		165	A	TCU	82 68
								100	H	Stetson	81 73		187	A	Saint Louis	71 54
													217	A	St. Bonaventure	64 57
													222	H	Xavier	67 55
													256	N	Mississippi Val.	63 48
													285	H	Colgate	57 33
													287	A	Rhode Island	53 42
													292	H	Coppin St.	70 53
													302	A	UNC Wilmington	63 58
													342	H	N.C. Central	80 31
LAST 12 Division I GAMES:																
				46	A	Saint Joseph's	71 66						287	A	Rhode Island	53 42
				112	H	Temple	66 43						82	H	Fordham	56 59
				31	H	Duquesne	63 54						285	H	Colgate	57 33
				217	A	St. Bonaventure	64 57						292	H	Coppin St.	70 53
				187	A	Saint Louis	71 54						256	N	Mississippi Val.	63 48
				222	H	Xavier	67 55						39	N	Toledo	66 76

Non-Div I Games:

Charlotte

■ Loss,
 ■ Non-Conf, S Site,
 ■ Home
 ■ Away
 N Neutral

Chattanooga

Through Games Of Sunday, February 10, 2013

Average RPI Win: 213	WON-LOST	WINNING	LAST 10	STRENGTH OF	OPP. STRENGTH	TEAM	ADJ.	CONF.	ADJ CONF.
Average RPI Loss: 92	RECORD	PCT. RANK	GAMES	SCHEDULE	OF SCHEDULE	RPI	RPI	RPI	RPI
DIV. I ONLY	20- 3	13	10- 0	204	209	47	47	20	20
DIV. I NON-CONF.	7- 2	48	0- 0	137	58	38	38	26	26
TOTALS	RPI 1-25	RPI 26-50	W-L RECORDS	RPI 51-100	RPI 101-150	RPI 150+			
20- 3	1- 0	0- 1	OVERALL	1- 1	3- 0	15- 1			
10- 0	1- 0	0- 0	HOME	0- 0	1- 0	8- 0			
9- 3	0- 0	0- 1	AWAY	1- 1	2- 0	6- 1			
1- 0	0- 0	0- 0	NEUTRAL	0- 0	0- 0	1- 0			
7- 2	1- 0	0- 1	NON-CONFERENCE	0- 1	2- 0	4- 0			
3- 0	1- 0	0- 0	HOME	0- 0	0- 0	2- 0			
3- 2	0- 0	0- 1	AWAY	0- 1	2- 0	1- 0			
1- 0	0- 0	0- 0	NEUTRAL	0- 0	0- 0	1- 0			
13- 1	0- 0	0- 0	CONFERENCE	1- 0	1- 0	11- 1			
7- 0	0- 0	0- 0	HOME	0- 0	1- 0	6- 0			
6- 1	0- 0	0- 0	AWAY	1- 0	0- 0	5- 1			
0- 0	0- 0	0- 0	NEUTRAL	0- 0	0- 0	0- 0			

RPI 1-25				RPI 26-50				Team's RPI: 47				RPI 51-100				RPI 101+			
RPI	S	Opponent	Score	RPI	S	Opponent	Score	RPI	S	Opponent	Score	RPI	S	Opponent	Score	RPI	S	Opponent	Score
7	H	Tennessee	80 71	34	A	St. Mary's (CA)	67 70	77	A	Davidson	60 56	124	H	Appalachian St.	59 55	133	A	Alabama	72 58
								92	A	Auburn	40 53	140	A	UAB	66 57	151	A	Elon	60 70
												151	H	Elon	63 40	178	A	Belmont	84 54
												195	N	Portland St.	68 59	205	A	Furman	60 57
												205	H	Furman	83 40	208	H	Col. of Charleston	64 53
												239	H	East Tenn. St.	81 48	242	A	Samford	66 60
												242	H	Samford	60 46	313	H	Ga. Southern	75 43
												314	A	Western Caro.	70 43	317	A	Wofford	63 44
												317	H	Wofford	68 54	319	A	UNC Greensboro	76 46
												340	H	Jacksonville St.	72 59				
LAST 12 Division I GAMES:																			
151	H	Elon	63 40	314	A	Western Caro.	70 43												
242	H	Samford	60 46	77	A	Davidson	60 56												
317	A	Wofford	63 44	208	H	Col. of Charleston	64 53												
205	A	Furman	60 57	313	H	Ga. Southern	75 43												
124	H	Appalachian St.	59 55	151	A	Elon	60 70												
242	A	Samford	66 60	319	A	UNC Greensboro	76 46												

Non-Div I Games:

Chattanooga

■ Loss,
 ■ Non-Conf, S Site,
 ■ Home
 ■ Away
 N Neutral

Average RPI Win:	296	WON-LOST	WINNING	LAST 10	STRENGTH OF	OPP. STRENGTH	TEAM	ADJ.	CONF.	ADJ CONF.
Average RPI Loss:	200	RECORD	PCT. RANK	GAMES	SCHEDULE	OF SCHEDULE	RPI	RPI	RPI	RPI
DIV. I ONLY	3- 19	327	3- 7	314	308	338	338	33	33	
DIV. I NON-CONF.	1- 17	335	1- 7	251	248	337	337	33	33	
TOTALS	RPI 1-25	RPI 26-50	W-L RECORDS	RPI 51-100	RPI 101-150	RPI 150+				
3- 19	0- 0	0- 0	OVERALL	0- 2	0- 7	3- 10				
3- 7	0- 0	0- 0	HOME	0- 0	0- 2	3- 5				
0- 12	0- 0	0- 0	AWAY	0- 2	0- 5	0- 5				
0- 0	0- 0	0- 0	NEUTRAL	0- 0	0- 0	0- 0				
1- 17	0- 0	0- 0	NON-CONFERENCE	0- 2	0- 7	1- 8				
1- 6	0- 0	0- 0	HOME	0- 0	0- 2	1- 4				
0- 11	0- 0	0- 0	AWAY	0- 2	0- 5	0- 4				
0- 0	0- 0	0- 0	NEUTRAL	0- 0	0- 0	0- 0				
2- 2	0- 0	0- 0	CONFERENCE	0- 0	0- 0	2- 2				
2- 1	0- 0	0- 0	HOME	0- 0	0- 0	2- 1				
0- 1	0- 0	0- 0	AWAY	0- 0	0- 0	0- 1				
0- 0	0- 0	0- 0	NEUTRAL	0- 0	0- 0	0- 0				

RPI S	Opponent	Score	RPI S	Opponent	Score	RPI S	Opponent	Score	RPI S	Opponent	Score	Team's RPI: 338
						80	A Hampton	35 87	107	A Northwestern	38 82	
						87	A Missouri	55 88	117	A UNI	41 81	
									121	A Indiana St.	35 69	
									130	H Akron	45 86	
									141	A IUPUI	30 65	
									142	A Rice	42 68	
									150	H Miami (OH)	37 71	
									240	H Neb. Omaha	47 62	
									244	A Western Mich.	38 80	
									248	A Western Ill.	52 87	
									248	H Western Ill.	56 54	
									250	H Milwaukee	58 82	
									255	A Loyola Chicago	43 81	
									276	H CSU Bakersfield	51 70	
									280	A Drake	39 67	
									295	H NJIT	58 57	
									307	A Utah Valley	38 71	
									309	H Southern Ill.	66 69	
									311	H Tex.-Pan American	40 71	
									345	H Houston Baptist	73 62	
LAST 12 Division I GAMES:												
311	H	Tex.-Pan American	40	71	240	H	Neb. Omaha	47	62			
141	A	IUPUI	30	65	307	A	Utah Valley	38	71			
248	H	Western Ill.	56	54	248	A	Western Ill.	52	87			
345	H	Houston Baptist	73	62	130	H	Akron	45	86			
276	H	CSU Bakersfield	51	70	107	A	Northwestern	38	82			
295	H	NJIT	58	57	309	H	Southern Ill.	66	69			

Non-Div I Games: Ind.-Northwest 67 44 Central Methodist 48 50

Chicago St.

Average RPI Win:	228	WON-LOST	WINNING	LAST 10	STRENGTH OF	OPP. STRENGTH	TEAM	ADJ.	CONF.	ADJ CONF.
Average RPI Loss:	81	RECORD	PCT. RANK	GAMES	SCHEDULE	OF SCHEDULE	RPI	RPI	RPI	RPI
DIV. I ONLY	8- 15	260	0- 10	42	95	173	173	3	3	
DIV. I NON-CONF.	8- 5	115	1- 1	209	289	164	164	3	3	
TOTALS	RPI 1-25	RPI 26-50	W-L RECORDS	RPI 51-100	RPI 101-150	RPI 150+				
8- 15	0- 4	0- 3	OVERALL	1- 3	0- 2	7- 3				
6- 6	0- 2	0- 2	HOME	1- 0	0- 0	5- 2				
1- 8	0- 2	0- 1	AWAY	0- 3	0- 1	1- 1				
1- 1	0- 0	0- 0	NEUTRAL	0- 0	0- 1	1- 0				
8- 5	0- 0	0- 0	NON-CONFERENCE	1- 1	0- 2	7- 2				
6- 1	0- 0	0- 0	HOME	1- 0	0- 0	5- 1				
1- 3	0- 0	0- 0	AWAY	0- 1	0- 1	1- 1				
1- 1	0- 0	0- 0	NEUTRAL	0- 0	0- 1	1- 0				
0- 10	0- 4	0- 3	CONFERENCE	0- 2	0- 0	0- 1				
0- 5	0- 2	0- 2	HOME	0- 0	0- 0	0- 1				
0- 5	0- 2	0- 1	AWAY	0- 2	0- 0	0- 0				
0- 0	0- 0	0- 0	NEUTRAL	0- 0	0- 0	0- 0				

RPI 1-25				RPI 26-50				RPI 51-100				RPI 101+ Team's RPI: 173			
RPI	S	Opponent	Score	RPI	S	Opponent	Score	RPI	S	Opponent	Score	RPI	S	Opponent	Score
2	H	Connecticut	31 67	28	H	DePaul	45 51	52	A	Rutgers	46 55	130	A	Akron	54 67
4	A	Notre Dame	42 64	35	H	Syracuse	48 72	68	A	South Fla.	44 77	133	N	Alabama	47 58
19	H	Villanova	51 54	38	A	Georgetown	52 54	70	H	Youngstown St.	57 46	164	A	Hawaii	63 65
24	A	Louisville	33 72					72	A	Ohio St.	49 87	178	H	Belmont	68 54
												186	H	Eastern Ky.	59 48
												208	H	Col. of Charleston	66 57
												218	H	Northern Ky.	49 31
												219	H	Seton Hall	56 64
												222	H	Xavier	67 69
												299	H	Morehead St.	55 45
												326	N	LIU Brooklyn	59 48
												337	A	Kent St.	59 41
LAST 12 Division I GAMES:															
52	A	Rutgers	46 55	24	A	Louisville	33 72								
35	H	Syracuse	48 72	68	A	South Fla.	44 77								
4	A	Notre Dame	42 64	219	H	Seton Hall	56 64								
38	A	Georgetown	52 54	19	H	Villanova	51 54								
2	H	Connecticut	31 67	326	N	LIU Brooklyn	59 48								
28	H	DePaul	45 51	164	A	Hawaii	63 65								

Non-Div I Games:

Cincinnati

■ Loss,
 ■ Non-Conf, S Site,
 ■ Home
 ■ Away
 N Neutral

Average RPI Win:	207	WON-LOST	WINNING	LAST 10	STRENGTH OF	OPP. STRENGTH	TEAM	ADJ.	CONF.	ADJ CONF.
Average RPI Loss:	82	RECORD	PCT. RANK	GAMES	SCHEDULE	OF SCHEDULE	RPI	RPI	RPI	RPI
DIV. I ONLY	6- 17	304	2- 8	35	64	190	190	5	5	
DIV. I NON-CONF.	4- 7	230	0- 0	124	214	241	241	4	4	
TOTALS	RPI 1-25	RPI 26-50	W-L RECORDS	RPI 51-100	RPI 101-150	RPI 150+				
6- 17	0- 6	0- 2	OVERALL	0- 2	1- 3	5- 4				
3- 9	0- 3	0- 1	HOME	0- 2	0- 1	3- 2				
2- 6	0- 3	0- 1	AWAY	0- 0	1- 1	1- 1				
1- 2	0- 0	0- 0	NEUTRAL	0- 0	0- 1	1- 1				
4- 7	0- 1	0- 0	NON-CONFERENCE	0- 1	0- 1	4- 4				
3- 3	0- 0	0- 0	HOME	0- 1	0- 0	3- 2				
0- 2	0- 1	0- 0	AWAY	0- 0	0- 0	0- 1				
1- 2	0- 0	0- 0	NEUTRAL	0- 0	0- 1	1- 1				
2- 10	0- 5	0- 2	CONFERENCE	0- 1	1- 2	1- 0				
0- 6	0- 3	0- 1	HOME	0- 1	0- 1	0- 0				
2- 4	0- 2	0- 1	AWAY	0- 0	1- 1	1- 0				
0- 0	0- 0	0- 0	NEUTRAL	0- 0	0- 0	0- 0				

RPI 1-25				RPI 26-50				RPI 51-100				RPI 101+ Team's RPI: 190			
RPI	S	Opponent	Score	RPI	S	Opponent	Score	RPI	S	Opponent	Score	RPI	S	Opponent	Score
8	H	Maryland	40 80	49	A	Miami (FL)	56 78	68	H	South Fla.	73 75	105	H	Boston College	43 66
11	A	Duke	45 82	49	H	Miami (FL)	46 62	81	H	Georgia Tech	59 81	113	N	Montana St.	52 58
11	H	Duke	46 60									122	A	North Carolina St.	45 79
14	A	South Carolina	43 64									125	A	Virginia Tech	47 37
15	H	North Carolina	58 65									152	H	South Carolina St.	55 67
16	A	Florida St.	61 83									157	A	Wake Forest	74 64
												169	N	Providence	62 47
												184	A	Indiana	49 52
												193	N	SIU Edwardsville	43 49
												204	H	Presbyterian	46 49
												235	H	Radford	74 55
												242	H	Samford	63 51
												316	H	Jacksonville	87 58
LAST 12 Division I GAMES:															
122	A	North Carolina St.	45 79	157	A	Wake Forest	74 64								
49	H	Miami (FL)	46 62	105	H	Boston College	43 66								
16	A	Florida St.	61 83	11	A	Duke	45 82								
125	A	Virginia Tech	47 37	81	H	Georgia Tech	59 81								
8	H	Maryland	40 80	49	A	Miami (FL)	56 78								
11	H	Duke	46 60	15	H	North Carolina	58 65								

Non-Div I Games:

Clemson

■ Loss,
■ Non-Conf,
■ S Site,
■ H Home
■ A Away
N Neutral

Average RPI Win:	205	WON-LOST	WINNING	LAST 10	STRENGTH OF	OPP. STRENGTH	TEAM	ADJ.	CONF.	ADJ CONF.
Average RPI Loss:	165	RECORD	PCT. RANK	GAMES	SCHEDULE	OF SCHEDULE	RPI	RPI	RPI	RPI
DIV. I ONLY	10- 11	181	3- 7	235	177	226	226	13	13	
DIV. I NON-CONF.	7- 5	131	1- 1	273	219	191	191	12	12	
TOTALS	RPI 1-25	RPI 26-50	W-L RECORDS	RPI 51-100	RPI 101-150	RPI 150+				
10- 11	0- 0	0- 1	OVERALL	0- 2	2- 3	8- 5				
7- 4	0- 0	0- 1	HOME	0- 1	2- 1	5- 1				
3- 6	0- 0	0- 0	AWAY	0- 1	0- 1	3- 4				
0- 1	0- 0	0- 0	NEUTRAL	0- 0	0- 1	0- 0				
7- 5	0- 0	0- 0	NON-CONFERENCE	0- 1	1- 2	6- 2				
5- 1	0- 0	0- 0	HOME	0- 0	1- 1	4- 0				
2- 3	0- 0	0- 0	AWAY	0- 1	0- 0	2- 2				
0- 1	0- 0	0- 0	NEUTRAL	0- 0	0- 1	0- 0				
3- 6	0- 0	0- 1	CONFERENCE	0- 1	1- 1	2- 3				
2- 3	0- 0	0- 1	HOME	0- 1	1- 0	1- 1				
1- 3	0- 0	0- 0	AWAY	0- 0	0- 1	1- 2				
0- 0	0- 0	0- 0	NEUTRAL	0- 0	0- 0	0- 0				

RPI 1-25			RPI 26-50			RPI 51-100			RPI 101+ Team's RPI: 226		
RPI	S	Opponent	Score	RPI	S	Opponent	Score	RPI	S	Opponent	Score
				26	H	Green Bay	49 52	54	A	Illinois	64 83
								70	H	Youngstown St.	63 72
								103	A	Detroit	77 96
								103	H	Detroit	77 66
								110	H	Butler	54 56
								123	N	Santa Clara	71 82
								150	H	Miami (OH)	87 75
								159	H	Wright St.	68 63
								184	A	Indiana	69 58
								213	A	Valparaiso	84 92
								214	H	VCU	68 57
								223	H	South Dakota	60 46
								234	A	Tennessee St.	66 59
								246	H	Ole Miss	67 55
								250	H	Milwaukee	60 63
								253	H	New Hampshire	58 47
								255	A	Loyola Chicago	78 79
								279	A	Ill.-Chicago	73 69
								298	A	Nevada	79 86
								312	A	Ohio	56 63
LAST 12 Division I GAMES:											
255	A	Loyola Chicago	78 79	26	H	Green Bay	49 52				
159	H	Wright St.	68 63	103	H	Detroit	77 66				
213	A	Valparaiso	84 92	279	A	Ill.-Chicago	73 69				
103	A	Detroit	77 96	110	H	Butler	54 56				
70	H	Youngstown St.	63 72	253	H	New Hampshire	58 47				
250	H	Milwaukee	60 63	246	H	Ole Miss	67 55				

Non-Div I Games: Lake Erie 70 51

Cleveland St.

■ Loss,
 ■ Non-Conf,
 ■ S Site,
 ■ H Home
 ■ A Away
 N Neutral

Coastal Caro.

Through Games Of Sunday, February 10, 2013				STRENGTH OF		OPP. STRENGTH	TEAM	ADJ.	CONF.	ADJ CONF.
Average RPI Win:	306	WON-LOST	WINNING	LAST 10	SCHEDULE	OF SCHEDULE	RPI	RPI	RPI	RPI
Average RPI Loss:	170	RECORD	PCT. RANK	GAMES						
DIV. I ONLY	8- 12	221	5- 5	316	321	297	297	28	28	
DIV. I NON-CONF.	2- 5	270	0- 0	302	288	325	325	29	29	
TOTALS	RPI 1-25	RPI 26-50	W-L RECORDS	RPI 51-100	RPI 101-150	RPI 150+				
8- 12	0- 1	0- 0	OVERALL	0- 1	0- 1	8- 9				
6- 4	0- 1	0- 0	HOME	0- 1	0- 1	6- 1				
2- 7	0- 0	0- 0	AWAY	0- 0	0- 0	2- 7				
0- 1	0- 0	0- 0	NEUTRAL	0- 0	0- 0	0- 1				
2- 5	0- 1	0- 0	NON-CONFERENCE	0- 0	0- 0	2- 4				
2- 1	0- 1	0- 0	HOME	0- 0	0- 0	2- 0				
0- 3	0- 0	0- 0	AWAY	0- 0	0- 0	0- 3				
0- 1	0- 0	0- 0	NEUTRAL	0- 0	0- 0	0- 1				
6- 7	0- 0	0- 0	CONFERENCE	0- 1	0- 1	6- 5				
4- 3	0- 0	0- 0	HOME	0- 1	0- 1	4- 1				
2- 4	0- 0	0- 0	AWAY	0- 0	0- 0	2- 4				
0- 0	0- 0	0- 0	NEUTRAL	0- 0	0- 0	0- 0				

RPI 1-25				RPI 26-50				RPI 51-100				RPI 101+ Team's RPI: 297			
RPI	S	Opponent	Score	RPI	S	Opponent	Score	RPI	S	Opponent	Score	RPI	S	Opponent	Score
15	H	North Carolina	49 75					75	H	Liberty	48 76	108	H	High Point	54 70
												152	A	South Carolina St.	55 78
												153	H	Winthrop	52 76
												160	A	Campbell	54 64
												204	A	Presbyterian	30 50
												208	A	Col. of Charleston	38 56
												225	A	Longwood	63 77
												225	H	Longwood	66 62
												235	A	Radford	50 68
												235	H	Radford	52 51
												243	N	North Florida	58 69
												257	A	IPFW	46 51
												314	H	Western Caro.	56 42
												321	H	Charleston So.	64 56
												325	A	Gardner-Webb	65 62
												341	A	UNC Asheville	50 46
												341	H	UNC Asheville	73 62
												342	H	N.C. Central	58 39
LAST 12 Division I GAMES:															
341	A	UNC Asheville	50 46	235	A	Radford	50 68								
235	H	Radford	52 51	75	H	Liberty	48 76								
225	H	Longwood	66 62	108	H	High Point	54 70								
341	H	UNC Asheville	73 62	321	H	Charleston So.	64 56								
153	H	Winthrop	52 76	160	A	Campbell	54 64								
225	A	Longwood	63 77	204	A	Presbyterian	30 50								

Non-Div I Games: Columbia (SC) 79 54 Converse 70 43 Southern Va. 79 46

Coastal Caro.

Loss, Non-Conf, S Site, H Home A Away N Neutral

Average RPI Win:	254	WON-LOST	WINNING	LAST 10	STRENGTH OF	OPP. STRENGTH	TEAM	ADJ.	CONF.	ADJ CONF.
Average RPI Loss:	140	RECORD	PCT. RANK	GAMES	SCHEDULE	OF SCHEDULE	RPI	RPI	RPI	RPI
DIV. I ONLY	10- 12	191	3- 7	196	212	208	208	20	20	
DIV. I NON-CONF.	4- 5	203	1- 0	80	100	107	107	26	26	
TOTALS	RPI 1-25	RPI 26-50	W-L RECORDS	RPI 51-100	RPI 101-150	RPI 150+				
10- 12	0- 1	0- 2	OVERALL	1- 1	1- 2	8- 6				
5- 5	0- 0	0- 0	HOME	0- 1	1- 1	4- 3				
5- 7	0- 1	0- 2	AWAY	1- 0	0- 1	4- 3				
0- 0	0- 0	0- 0	NEUTRAL	0- 0	0- 0	0- 0				
4- 5	0- 1	0- 1	NON-CONFERENCE	1- 0	1- 1	2- 2				
2- 1	0- 0	0- 0	HOME	0- 0	1- 0	1- 1				
2- 4	0- 1	0- 1	AWAY	1- 0	0- 1	1- 1				
0- 0	0- 0	0- 0	NEUTRAL	0- 0	0- 0	0- 0				
6- 7	0- 0	0- 1	CONFERENCE	0- 1	0- 1	6- 4				
3- 4	0- 0	0- 0	HOME	0- 1	0- 1	3- 2				
3- 3	0- 0	0- 1	AWAY	0- 0	0- 0	3- 2				
0- 0	0- 0	0- 0	NEUTRAL	0- 0	0- 0	0- 0				

RPI 1-25				RPI 26-50				RPI 51-100				RPI 101+ Team's RPI: 208			
RPI	S	Opponent	Score	RPI	S	Opponent	Score	RPI	S	Opponent	Score	RPI	S	Opponent	Score
2	A	Connecticut	39 103	36	A	Vanderbilt	44 69	77	H	Davidson	57 65	104	H	Richmond	82 74
				47	A	Chattanooga	53 64	89	A	East Carolina	72 62	124	H	Appalachian St.	55 63
												150	A	Miami (OH)	42 55
												151	A	Elon	57 55
												151	H	Elon	56 63
												153	H	Winthrop	61 63
												173	A	Cincinnati	57 66
												205	H	Furman	71 80
												242	A	Samford	47 56
												297	H	Coastal Caro.	56 38
												313	A	Ga. Southern	65 60
												313	H	Ga. Southern	58 56
												314	H	Western Caro.	70 47
												317	A	Wofford	55 56
												319	A	UNC Greensboro	88 61
												319	H	UNC Greensboro	63 43
												321	A	Charleston So.	76 45
LAST 12 Division I GAMES:															
313	A	Ga. Southern	65 60	124	H	Appalachian St.	55 63								
319	H	UNC Greensboro	63 43	47	A	Chattanooga	53 64								
205	H	Furman	71 80	242	A	Samford	47 56								
314	H	Western Caro.	70 47	77	H	Davidson	57 65								
317	A	Wofford	55 56	313	H	Ga. Southern	58 56								
151	H	Elon	56 63	321	A	Charleston So.	76 45								

Non-Div I Games:

Col. of Charleston

■ Loss,
 ■ Non-Conf,
 ■ S Site,
 ■ H Home
 ■ A Away
 N Neutral

Average RPI Win: 270	WON-LOST	WINNING	LAST 10	STRENGTH OF	OPP. STRENGTH	TEAM	ADJ.	CONF.	ADJ CONF.
Average RPI Loss: 163	RECORD	PCT. RANK	GAMES	SCHEDULE	OF SCHEDULE	RPI	RPI	RPI	RPI
DIV. I ONLY	6- 17	304	0- 10	139	305	285	285	16	16
DIV. I NON-CONF.	6- 9	218	2- 2	181	324	226	226	19	19
TOTALS	RPI 1-25	RPI 26-50	W-L RECORDS	RPI 51-100	RPI 101-150	RPI 150+			
6- 17	0- 1	0- 0	OVERALL	0- 2	1- 4	5- 10			
5- 5	0- 0	0- 0	HOME	0- 0	1- 2	4- 3			
1- 11	0- 1	0- 0	AWAY	0- 1	0- 2	1- 7			
0- 1	0- 0	0- 0	NEUTRAL	0- 1	0- 0	0- 0			
6- 9	0- 1	0- 0	NON-CONFERENCE	0- 2	1- 1	5- 5			
5- 1	0- 0	0- 0	HOME	0- 0	1- 0	4- 1			
1- 7	0- 1	0- 0	AWAY	0- 1	0- 1	1- 4			
0- 1	0- 0	0- 0	NEUTRAL	0- 1	0- 0	0- 0			
0- 8	0- 0	0- 0	CONFERENCE	0- 0	0- 3	0- 5			
0- 4	0- 0	0- 0	HOME	0- 0	0- 2	0- 2			
0- 4	0- 0	0- 0	AWAY	0- 0	0- 1	0- 3			
0- 0	0- 0	0- 0	NEUTRAL	0- 0	0- 0	0- 0			

RPI 1-25				RPI 26-50				RPI 51-100				RPI 101+ Team's RPI: 285			
RPI	S	Opponent	Score	RPI	S	Opponent	Score	RPI	S	Opponent	Score	RPI	S	Opponent	Score
2	A	Connecticut	41 101					56	A	Charlotte	33 57	101	A	American	45 54
								76	N	Drexel	33 51	101	H	American	44 69
												126	H	Saint Francis (PA)	67 62
												127	A	Sacred Heart	53 59
												138	H	Navy	43 59
												162	A	Holy Cross	61 71
												174	A	Iona	47 73
												179	A	Army	48 51
												188	A	Bucknell	51 53
												217	A	St. Bonaventure	45 54
												220	H	Lafayette	45 53
												237	H	Lehigh	62 70
												241	A	Niagara	63 66
												253	H	New Hampshire	72 61
												264	H	Cornell	65 69
												277	H	Robert Morris	71 55
												295	A	NJIT	51 53
												295	H	NJIT	72 36
												326	A	LIU Brooklyn	75 61
												343	H	Columbia	67 48
LAST 12 Division I GAMES:															
101	H	American	44 69	237	H	Lehigh	62 70								
295	A	NJIT	51 53	188	A	Bucknell	51 53								
162	A	Holy Cross	61 71	101	A	American	45 54								
220	H	Lafayette	45 53	56	A	Charlotte	33 57								
138	H	Navy	43 59	295	H	NJIT	72 36								
179	A	Army	48 51	253	H	New Hampshire	72 61								

Non-Div I Games:

Colgate

■ Loss,
 ■ Non-Conf,
 S Site,
 ■ Home
 ■ Away
 N Neutral

Colorado

Through Games Of Sunday, February 10, 2013

Average RPI Win:	161	WON-LOST	WINNING	LAST 10	STRENGTH OF	OPP. STRENGTH	TEAM	ADJ.	CONF.	ADJ CONF.
Average RPI Loss:	6	RECORD	PCT. RANK	GAMES	SCHEDULE	OF SCHEDULE	RPI	RPI	RPI	RPI
DIV. I ONLY	18- 5	33	7- 3	41	52	27	27	6	6	
DIV. I NON-CONF.	11- 0	1	0- 0	112	208	16	16	5	5	
TOTALS	RPI 1-25	RPI 26-50	W-L RECORDS	RPI 51-100	RPI 101-150	RPI 150+				
18- 5	1- 5	1- 0	OVERALL	3- 0	5- 0	8- 0				
13- 2	1- 2	1- 0	HOME	2- 0	3- 0	6- 0				
5- 3	0- 3	0- 0	AWAY	1- 0	2- 0	2- 0				
0- 0	0- 0	0- 0	NEUTRAL	0- 0	0- 0	0- 0				
11- 0	1- 0	1- 0	NON-CONFERENCE	2- 0	1- 0	6- 0				
8- 0	1- 0	1- 0	HOME	1- 0	1- 0	4- 0				
3- 0	0- 0	0- 0	AWAY	1- 0	0- 0	2- 0				
0- 0	0- 0	0- 0	NEUTRAL	0- 0	0- 0	0- 0				
7- 5	0- 5	0- 0	CONFERENCE	1- 0	4- 0	2- 0				
5- 2	0- 2	0- 0	HOME	1- 0	2- 0	2- 0				
2- 3	0- 3	0- 0	AWAY	0- 0	2- 0	0- 0				
0- 0	0- 0	0- 0	NEUTRAL	0- 0	0- 0	0- 0				

RPI 1-25				RPI 26-50				Team's RPI: 27				RPI 51-100				RPI 101+			
RPI	S	Opponent	Score	RPI	S	Opponent	Score	RPI	S	Opponent	Score	RPI	S	Opponent	Score	RPI	S	Opponent	Score
3	A	Stanford	56 69	43	H	San Diego St.	67 53	54	A	Illinois	69 62	102	A	Utah	56 43				
3	H	Stanford	40 57					66	H	Wyoming	68 59	102	H	Utah	67 57				
6	A	California	56 59					98	H	Arizona St.	57 43	111	H	Arizona	79 36				
6	H	California	49 53									137	A	Southern California	65 49				
12	A	UCLA	46 62									146	H	Idaho	70 65				
24	H	Louisville	70 66									180	H	Oregon St.	61 47				
												209	H	New Mexico	84 39				
												216	A	Denver	83 63				
												238	H	Colorado St.	72 46				
												251	H	Oregon	84 59				
												275	A	UMKC	78 55				
												307	H	Utah Valley	81 45				
												334	H	A&M-Corpus Christi	75 48				
LAST 12 Division I GAMES:																			
251	H	Oregon	84 59	111	H	Arizona	79 36												
180	H	Oregon St.	61 47	98	H	Arizona St.	57 43												
137	A	Southern California	65 49	102	A	Utah	56 43												
12	A	UCLA	46 62	102	H	Utah	67 57												
3	A	Stanford	56 69	6	H	California	49 53												
6	A	California	56 59	3	H	Stanford	40 57												

Non-Div I Games:

Colorado

Loss, Non-Conf, S Site, H Home A Away N Neutral

Colorado St.

Through Games Of Sunday, February 10, 2013

Average RPI Win:	237	WON-LOST	WINNING	LAST 10	STRENGTH OF	OPP. STRENGTH	TEAM	ADJ.	CONF.	ADJ CONF.
Average RPI Loss:	127	RECORD	PCT. RANK	GAMES	SCHEDULE	OF SCHEDULE	RPI	RPI	RPI	RPI
DIV. I ONLY	6- 14	291	3- 6	111	159	238	238	17	17	
DIV. I NON-CONF.	3- 9	287	0- 3	96	130	249	249	17	17	
TOTALS	RPI 1-25	RPI 26-50	W-L RECORDS	RPI 51-100	RPI 101-150	RPI 150+				
6- 14	0- 0	0- 3	OVERALL	0- 4	1- 1	5- 6				
4- 6	0- 0	0- 2	HOME	0- 1	1- 1	3- 2				
2- 7	0- 0	0- 1	AWAY	0- 3	0- 0	2- 3				
0- 1	0- 0	0- 0	NEUTRAL	0- 0	0- 0	0- 1				
3- 9	0- 0	0- 2	NON-CONFERENCE	0- 2	1- 1	2- 4				
3- 3	0- 0	0- 1	HOME	0- 0	1- 1	2- 1				
0- 5	0- 0	0- 1	AWAY	0- 2	0- 0	0- 2				
0- 1	0- 0	0- 0	NEUTRAL	0- 0	0- 0	0- 1				
3- 5	0- 0	0- 1	CONFERENCE	0- 2	0- 0	3- 2				
1- 3	0- 0	0- 1	HOME	0- 1	0- 0	1- 1				
2- 2	0- 0	0- 0	AWAY	0- 1	0- 0	2- 1				
0- 0	0- 0	0- 0	NEUTRAL	0- 0	0- 0	0- 0				

RPI 1-25				RPI 26-50				RPI 51-100				RPI 101+				Team's RPI: 238	
RPI	S	Opponent	Score	RPI	S	Opponent	Score	RPI	S	Opponent	Score	RPI	S	Opponent	Score		
				27	A	Colorado	46 72	66	A	Wyoming	67 82	113	H	Montana St.	53 58		
				39	H	Toledo	62 66	82	A	Fordham	59 64	116	H	Northern Colo.	56 43		
				43	H	San Diego St.	44 48	95	H	Fresno St.	58 69	163	H	Seattle	58 55		
								97	A	Bowling Green	49 71	169	N	Providence	53 71		
												171	A	Tulsa	43 58		
												206	A	Loyola Marymount	52 69		
												209	H	New Mexico	54 68		
												216	H	Denver	48 50		
												245	A	UNLV	50 63		
												247	A	Boise St.	57 56		
												276	H	CSU Bakersfield	56 54		
												298	H	Nevada	59 50		
												323	A	Air Force	64 44		
LAST 12 Division I GAMES:																	
				298	H	Nevada	59 50	323	A	Air Force	64 44						
				66	A	Wyoming	67 82	43	H	San Diego St.	44 48						
				247	A	Boise St.	57 56	82	A	Fordham	59 64						
				95	H	Fresno St.	58 69	169	N	Providence	53 71						
				209	H	New Mexico	54 68	216	H	Denver	48 50						
				245	A	UNLV	50 63	276	H	CSU Bakersfield	56 54						

Non-Div I Games: South Dakota Mines 97 53

Colorado St.

Loss, Non-Conf, S Site, H Home A Away N Neutral

Average RPI Win:	261	WON-LOST	WINNING	LAST 10	STRENGTH OF	OPP. STRENGTH	TEAM	ADJ.	CONF.	ADJ CONF.
Average RPI Loss:	237	RECORD	PCT. RANK	GAMES	SCHEDULE	OF SCHEDULE	RPI	RPI	RPI	RPI
DIV. I ONLY	2- 17	332	1- 9	331	317	343	343	19	19	
DIV. I NON-CONF.	2- 12	316	1- 6	332	334	343	343	18	18	
TOTALS	RPI 1-25	RPI 26-50	W-L RECORDS	RPI 51-100	RPI 101-150	RPI 150+				
2- 17	0- 1	0- 0	OVERALL	0- 0	0- 0	2- 16				
2- 7	0- 1	0- 0	HOME	0- 0	0- 0	2- 6				
0- 10	0- 0	0- 0	AWAY	0- 0	0- 0	0- 10				
0- 0	0- 0	0- 0	NEUTRAL	0- 0	0- 0	0- 0				
2- 12	0- 0	0- 0	NON-CONFERENCE	0- 0	0- 0	2- 12				
2- 4	0- 0	0- 0	HOME	0- 0	0- 0	2- 4				
0- 8	0- 0	0- 0	AWAY	0- 0	0- 0	0- 8				
0- 0	0- 0	0- 0	NEUTRAL	0- 0	0- 0	0- 0				
0- 5	0- 1	0- 0	CONFERENCE	0- 0	0- 0	0- 4				
0- 3	0- 1	0- 0	HOME	0- 0	0- 0	0- 2				
0- 2	0- 0	0- 0	AWAY	0- 0	0- 0	0- 2				
0- 0	0- 0	0- 0	NEUTRAL	0- 0	0- 0	0- 0				

RPI	S	Opponent	Score	RPI	S	Opponent	Score	RPI	S	Opponent	Score	RPI	S	Opponent	Score
20	H	Princeton	41 87									174	H	Iona	63 67
												179	A	Army	51 61
												182	A	Long Beach St.	50 79
												183	A	Dartmouth	52 62
												201	H	Penn	40 52
												220	H	Lafayette	47 49
												237	A	Lehigh	33 58
												252	H	Fairleigh Dickinson	54 47
												264	A	Cornell	54 68
												264	H	Cornell	64 71
												270	H	St. Francis Brooklyn	49 45
												278	A	Bryant	54 68
												285	A	Colgate	48 67
												291	A	Cal St. Fullerton	49 61
												300	A	Morgan St.	51 60
												303	A	Vermont	40 46
												322	H	Wagner	47 61
												326	H	LIU Brooklyn	42 53
LAST 12 Division I GAMES:															
183	A	Dartmouth	52 62	237	A	Lehigh	33 58								
20	H	Princeton	41 87	291	A	Cal St. Fullerton	49 61								
201	H	Penn	40 52	182	A	Long Beach St.	50 79								
264	H	Cornell	64 71	270	H	St. Francis Brooklyn	49 45								
264	A	Cornell	54 68	174	H	Iona	63 67								
220	H	Lafayette	47 49	285	A	Colgate	48 67								

Non-Div I Games:

Columbia

COMBINED				Through Games of Sunday, February 10, 1918						
Average RPI Win:	82	WON-LOST	WINNING	LAST 10	STRENGTH OF	OPP. STRENGTH	TEAM	ADJ.	CONF.	ADJ CONF.
Average RPI Loss:	4	RECORD	PCT. RANK	GAMES	SCHEDULE	OF SCHEDULE	RPI	RPI	RPI	RPI
DIV. I ONLY	22- 1	1	10- 0	3	1	2	2	3	3	
DIV. I NON-CONF.	13- 0	1	2- 0	7	5	2	2	3	3	
<hr/>										
TOTALS	RPI 1-25		RPI 26-50		W-L RECORDS		RPI 51-100		RPI 101-150	RPI 150+
22- 1	8- 1		6- 0		OVERALL		2- 0		0- 0	6- 0
11- 1	5- 1		3- 0		HOME		0- 0		0- 0	3- 0
8- 0	2- 0		2- 0		AWAY		2- 0		0- 0	2- 0
3- 0	1- 0		1- 0		NEUTRAL		0- 0		0- 0	1- 0
13- 0	6- 0		1- 0		NON-CONFERENCE		1- 0		0- 0	5- 0
6- 0	3- 0		0- 0		HOME		0- 0		0- 0	3- 0
4- 0	2- 0		0- 0		AWAY		1- 0		0- 0	1- 0
3- 0	1- 0		1- 0		NEUTRAL		0- 0		0- 0	1- 0
9- 1	2- 1		5- 0		CONFERENCE		1- 0		0- 0	1- 0
5- 1	2- 1		3- 0		HOME		0- 0		0- 0	0- 0
4- 0	0- 0		2- 0		AWAY		1- 0		0- 0	1- 0
0- 0	0- 0		0- 0		NEUTRAL		0- 0		0- 0	0- 0

RPI	S	Opponent	Score	RPI	S	Opponent	Score	RPI	S	Opponent	Score	RPI	S	Opponent	Score
3	A	Stanford	61 35	28	H	DePaul	91 44	51	A	St. John's (NY)	71 65	157	N	Wake Forest	95 34
4	H	Notre Dame	72 73	35	H	Syracuse	87 62	83	A	Hartford	102 45	173	A	Cincinnati	67 31
5	H	Penn St.	67 52	38	A	Georgetown	75 48					208	H	Col. of Charleston	103 39
8	H	Maryland	63 48	44	N	Marist	81 39					251	A	Oregon	95 51
9	A	Texas A&M	81 50	45	A	Marquette	85 51					269	H	Oakland	97 25
11	H	Duke	79 49	45	H	Marquette	94 37					285	H	Colgate	101 41
13	N	Purdue	91 57												
19	H	Villanova	76 43												
24	H	Louisville	72 58												
LAST 12 Division I GAMES:															
28	H	DePaul	91 44	35	H	Syracuse	87 62								
45	H	Marquette	94 37	24	H	Louisville	72 58								
51	A	St. John's (NY)	71 65	45	A	Marquette	85 51								
19	H	Villanova	76 43	38	A	Georgetown	75 48								
173	A	Cincinnati	67 31	4	H	Notre Dame	72 73								
11	H	Duke	79 49	251	A	Oregon	95 51								

Non-Div I Games:

Connecticut

Average RPI Win: 280	WON-LOST	WINNING	LAST 10	STRENGTH OF	OPP. STRENGTH	TEAM	ADJ.	CONF.	ADJ CONF.
Average RPI Loss: 163	RECORD	PCT. RANK	GAMES	SCHEDULE	OF SCHEDULE	RPI	RPI	RPI	RPI
DIV. I ONLY	7- 15	272	5- 5	286	249	292	292	30	30
DIV. I NON-CONF.	2- 9	309	0- 2	218	160	305	305	30	30
TOTALS	RPI 1-25	RPI 26-50	W-L RECORDS	RPI 51-100	RPI 101-150	RPI 150+			
7- 15	0- 0	0- 0	OVERALL	0- 5	0- 4	7- 6			
5- 4	0- 0	0- 0	HOME	0- 1	0- 1	5- 2			
2- 11	0- 0	0- 0	AWAY	0- 4	0- 3	2- 4			
0- 0	0- 0	0- 0	NEUTRAL	0- 0	0- 0	0- 0			
2- 9	0- 0	0- 0	NON-CONFERENCE	0- 3	0- 2	2- 4			
2- 1	0- 0	0- 0	HOME	0- 0	0- 0	2- 1			
0- 8	0- 0	0- 0	AWAY	0- 3	0- 2	0- 3			
0- 0	0- 0	0- 0	NEUTRAL	0- 0	0- 0	0- 0			
5- 6	0- 0	0- 0	CONFERENCE	0- 2	0- 2	5- 2			
3- 3	0- 0	0- 0	HOME	0- 1	0- 1	3- 1			
2- 3	0- 0	0- 0	AWAY	0- 1	0- 1	2- 1			
0- 0	0- 0	0- 0	NEUTRAL	0- 0	0- 0	0- 0			

RPI S	Opponent	Score	RPI S	Opponent	Score	RPI S	Opponent	Score	RPI S	Opponent	Score	Team's RPI: 292
						56	A Charlotte	53 70	101	A American	54 70	
						57	A Virginia	44 54	135	A Missouri St.	75 88	
						73	A Arkansas	57 71	145	H Howard	54 67	
						80	A Hampton	50 58	149	A N.C. A&T	64 70	
						80	H Hampton	59 68	152	H South Carolina St.	69 56	
									157	A Wake Forest	75 82	
									214	H VCU	46 57	
									225	H Longwood	75 67	
									277	H Robert Morris	59 52	
									293	H Savannah St.	57 53	
									296	A Towson	55 58	
									300	A Morgan St.	63 70	
									300	H Morgan St.	61 74	
									304	A UMBC	75 83	
									335	A Norfolk St.	56 51	
									335	H Norfolk St.	79 49	
									342	A N.C. Central	53 38	
LAST 12 Division I GAMES:												
300	H Morgan St.	61 74	335	A Norfolk St.	56 51							
80	H Hampton	59 68	152	H South Carolina St.	69 56							
335	H Norfolk St.	79 49	293	H Savannah St.	57 53							
149	A N.C. A&T	64 70	145	H Howard	54 67							
342	A N.C. Central	53 38	56	A Charlotte	53 70							
80	A Hampton	50 58	135	A Missouri St.	75 88							

Non-Div I Games: Cheyney 97 41 Lincoln (PA) 80 61

Coppin St.

Average RPI Win:	303	WON-LOST	WINNING	LAST 10	STRENGTH OF	OPP. STRENGTH	TEAM	ADJ.	CONF.	ADJ CONF.
Average RPI Loss:	146	RECORD	PCT. RANK	GAMES	SCHEDULE	OF SCHEDULE	RPI	RPI	RPI	RPI
DIV. I ONLY	9- 9	160	4- 5	332	267	264	264	19	19	
DIV. I NON-CONF.	7- 6	155	3- 3	326	268	248	248	18	18	
TOTALS	RPI 1-25	RPI 26-50	W-L RECORDS	RPI 51-100	RPI 101-150	RPI 150+				
9- 9	0- 1	0- 1	OVERALL	0- 2	0- 1	9- 4				
5- 4	0- 1	0- 1	HOME	0- 1	0- 0	5- 1				
4- 5	0- 0	0- 0	AWAY	0- 1	0- 1	4- 3				
0- 0	0- 0	0- 0	NEUTRAL	0- 0	0- 0	0- 0				
7- 6	0- 0	0- 1	NON-CONFERENCE	0- 1	0- 1	7- 3				
4- 2	0- 0	0- 1	HOME	0- 1	0- 0	4- 0				
3- 4	0- 0	0- 0	AWAY	0- 0	0- 1	3- 3				
0- 0	0- 0	0- 0	NEUTRAL	0- 0	0- 0	0- 0				
2- 3	0- 1	0- 0	CONFERENCE	0- 1	0- 0	2- 1				
1- 2	0- 1	0- 0	HOME	0- 0	0- 0	1- 1				
1- 1	0- 0	0- 0	AWAY	0- 1	0- 0	1- 0				
0- 0	0- 0	0- 0	NEUTRAL	0- 0	0- 0	0- 0				

RPI	S	Opponent	Score	RPI	S	Opponent	Score	RPI	S	Opponent	Score	RPI	S	Opponent	Score	Team's RPI: 264
20	H	Princeton	46 77	35	H	Syracuse	35 80	82	H	Fordham	50 58	115	A	Texas	40 53	
								84	A	Harvard	60 69	188	A	Bucknell	39 64	
												201	H	Penn	56 65	
												253	A	New Hampshire	56 59	
												254	H	Buffalo	70 43	
												270	A	St. Francis Brooklyn	74 56	
												285	A	Colgate	69 65	
												300	H	Morgan St.	77 73	
												301	A	Binghamton	60 56	
												306	H	William & Mary	60 56	
												324	H	Manhattan	70 60	
												334	A	A&M-Corpus Christi	49 52	
												343	A	Columbia	71 64	
												343	H	Columbia	68 54	
LAST 12 Division I GAMES:																
				84	A	Harvard	60 69					188	A	Bucknell	39 64	
				201	H	Penn	56 65					306	H	William & Mary	60 56	
				20	H	Princeton	46 77					115	A	Texas	40 53	
				343	A	Columbia	71 64					334	A	A&M-Corpus Christi	49 52	
				343	H	Columbia	68 54					300	H	Morgan St.	77 73	
				254	H	Buffalo	70 43					270	A	St. Francis Brooklyn	74 56	

Non-Div I Games: Daemen 75 55

Cornell

■ Loss,
 ■ Non-Conf, S Site,
 ■ Home
 ■ Away
 N Neutral

Creighton

Through Games Of Sunday, February 10, 2013

Average RPI Win:	152	WON-LOST	WINNING	LAST 10	STRENGTH OF	OPP. STRENGTH	TEAM	ADJ.	CONF.	ADJ CONF.
Average RPI Loss:	70	RECORD	PCT. RANK	GAMES	SCHEDULE	OF SCHEDULE	RPI	RPI	RPI	RPI
DIV. I ONLY	16- 6	53	7- 3	48	97	32	32	10	10	
DIV. I NON-CONF.	8- 3	61	0- 1	13	48	20	20	9	9	
TOTALS	RPI 1-25	RPI 26-50	W-L RECORDS	RPI 51-100	RPI 101-150	RPI 150+				
16- 6	1- 1	0- 1	OVERALL	4- 3	4- 1	7- 0				
6- 2	1- 1	0- 1	HOME	1- 0	2- 0	2- 0				
7- 4	0- 0	0- 0	AWAY	1- 3	1- 1	5- 0				
3- 0	0- 0	0- 0	NEUTRAL	2- 0	1- 0	0- 0				
8- 3	1- 1	0- 1	NON-CONFERENCE	3- 1	1- 0	3- 0				
2- 2	1- 1	0- 1	HOME	0- 0	0- 0	1- 0				
3- 1	0- 0	0- 0	AWAY	1- 1	0- 0	2- 0				
3- 0	0- 0	0- 0	NEUTRAL	2- 0	1- 0	0- 0				
8- 3	0- 0	0- 0	CONFERENCE	1- 2	3- 1	4- 0				
4- 0	0- 0	0- 0	HOME	1- 0	2- 0	1- 0				
4- 3	0- 0	0- 0	AWAY	0- 2	1- 1	3- 0				
0- 0	0- 0	0- 0	NEUTRAL	0- 0	0- 0	0- 0				

RPI 1-25				RPI 26-50				Team's RPI: 32	RPI 51-100				RPI 101+			
RPI	S	Opponent	Score	RPI	S	Opponent	Score		RPI	S	Opponent	Score	RPI	S	Opponent	Score
22	H	Oklahoma	48 69	40	H	Kansas	48 58		64	N	BYU	65 62	117	H	UNI	54 40
25	H	Nebraska	66 57						68	N	South Fla.	91 74	121	A	Indiana St.	41 58
									71	A	Minnesota	81 88	121	H	Indiana St.	69 50
									74	A	South Dakota St.	63 54	135	A	Missouri St.	73 53
									78	A	Wichita St.	45 67	150	N	Miami (OH)	66 57
									85	A	Illinois St.	60 66	158	H	Bradley	79 67
									85	H	Illinois St.	64 45	168	A	Evansville	70 63
													181	A	Houston	75 54
													223	A	South Dakota	53 49
													273	H	North Dakota St.	63 42
													280	A	Drake	98 71
													309	A	Southern Ill.	81 60
LAST 12 Division I GAMES:																
85	A	Illinois St.	60 66	78	A	Wichita St.	45 67									
121	A	Indiana St.	41 58	121	H	Indiana St.	69 50									
280	A	Drake	98 71	85	H	Illinois St.	64 45									
158	H	Bradley	79 67	168	A	Evansville	70 63									
117	H	UNI	54 40	309	A	Southern Ill.	81 60									
135	A	Missouri St.	73 53	71	A	Minnesota	81 88									

Non-Div I Games:

Creighton

Loss, Non-Conf, S Site, H Home A Away N Neutral

Average RPI Win:	248	WON-LOST	WINNING	LAST 10	STRENGTH OF	OPP. STRENGTH	TEAM	ADJ.	CONF.	ADJ CONF.
Average RPI Loss:	95	RECORD	PCT. RANK	GAMES	SCHEDULE	OF SCHEDULE	RPI	RPI	RPI	RPI
DIV. I ONLY	6- 13	279	5- 5	68	172	183	183	19	19	
DIV. I NON-CONF.	2- 12	316	1- 6	35	155	209	209	18	18	
TOTALS	RPI 1-25	RPI 26-50	W-L RECORDS	RPI 51-100	RPI 101-150	RPI 150+				
6- 13	0- 1	0- 3	OVERALL	1- 4	0- 3	5- 2				
2- 6	0- 1	0- 2	HOME	1- 2	0- 0	1- 1				
4- 7	0- 0	0- 1	AWAY	0- 2	0- 3	4- 1				
0- 0	0- 0	0- 0	NEUTRAL	0- 0	0- 0	0- 0				
2- 12	0- 1	0- 3	NON-CONFERENCE	0- 3	0- 3	2- 2				
0- 6	0- 1	0- 2	HOME	0- 2	0- 0	0- 1				
2- 6	0- 0	0- 1	AWAY	0- 1	0- 3	2- 1				
0- 0	0- 0	0- 0	NEUTRAL	0- 0	0- 0	0- 0				
4- 1	0- 0	0- 0	CONFERENCE	1- 1	0- 0	3- 0				
2- 0	0- 0	0- 0	HOME	1- 0	0- 0	1- 0				
2- 1	0- 0	0- 0	AWAY	0- 1	0- 0	2- 0				
0- 0	0- 0	0- 0	NEUTRAL	0- 0	0- 0	0- 0				

RPI 1-25				RPI 26-50				RPI 51-100				RPI 101+ Team's RPI: 183			
RPI	S	Opponent	Score	RPI	S	Opponent	Score	RPI	S	Opponent	Score	RPI	S	Opponent	Score
19	H	Villanova	37 60	31	H	Duquesne	39 54	64	H	BYU	57 58	106	A	Northeastern	45 80
				35	H	Syracuse	64 91	83	H	Hartford	52 67	118	A	FIU	57 64
				45	A	Marquette	52 70	84	A	Harvard	66 88	136	A	Old Dominion	59 73
								84	H	Harvard	58 45	162	H	Holy Cross	52 64
								96	A	Albany (NY)	49 62	199	A	Yale	63 48
												253	A	New Hampshire	38 54
												278	A	Bryant	64 53
												289	A	Massachusetts	57 55
												294	A	Brown	49 41
												343	H	Columbia	62 52
LAST 12 Division I GAMES:															
343	H	Columbia	62 52	162	H	Holy Cross	52 64								
199	A	Yale	63 48	19	H	Villanova	37 60								
294	A	Brown	49 41	31	H	Duquesne	39 54								
84	H	Harvard	58 45	45	A	Marquette	52 70								
84	A	Harvard	66 88	118	A	FIU	57 64								
289	A	Massachusetts	57 55	83	H	Hartford	52 67								

Non-Div I Games:

Dartmouth

■ Loss,
■ Non-Conf, S Site,
■ Home
■ Away
N Neutral

Average RPI Win:	242	WON-LOST	WINNING	LAST 10	STRENGTH OF	OPP. STRENGTH	TEAM	ADJ.	CONF.	ADJ CONF.
Average RPI Loss:	78	RECORD	PCT. RANK	GAMES	SCHEDULE	OF SCHEDULE	RPI	RPI	RPI	RPI
DIV. I ONLY	14- 8	89	9- 1	109	257	77	77	20	20	
DIV. I NON-CONF.	3- 7	265	0- 1	34	163	129	129	26	26	
TOTALS	RPI 1-25	RPI 26-50	W-L RECORDS	RPI 51-100	RPI 101-150	RPI 150+				
14- 8	0- 2	0- 2	OVERALL	0- 2	3- 1	11- 1				
6- 1	0- 0	0- 1	HOME	0- 0	2- 0	4- 0				
7- 6	0- 2	0- 1	AWAY	0- 2	1- 1	6- 0				
1- 1	0- 0	0- 0	NEUTRAL	0- 0	0- 0	1- 1				
3- 7	0- 2	0- 1	NON-CONFERENCE	0- 2	1- 1	2- 1				
1- 0	0- 0	0- 0	HOME	0- 0	1- 0	0- 0				
1- 6	0- 2	0- 1	AWAY	0- 2	0- 1	1- 0				
1- 1	0- 0	0- 0	NEUTRAL	0- 0	0- 0	1- 1				
11- 1	0- 0	0- 1	CONFERENCE	0- 0	2- 0	9- 0				
5- 1	0- 0	0- 1	HOME	0- 0	1- 0	4- 0				
6- 0	0- 0	0- 0	AWAY	0- 0	1- 0	5- 0				
0- 0	0- 0	0- 0	NEUTRAL	0- 0	0- 0	0- 0				

RPI 1-25				RPI 26-50				RPI 51-100				Team's RPI: 77		RPI 101+			
RPI	S	Opponent	Score	RPI	S	Opponent	Score	RPI	S	Opponent	Score			RPI	S	Opponent	Score
7	A	Tennessee	40 75	47	H	Chattanooga	56 60	52	A	Rutgers	49 55			108	H	High Point	59 42
15	A	North Carolina	59 70	49	A	Miami (FL)	35 67	56	A	Charlotte	54 69			124	A	Appalachian St.	56 49
														124	H	Appalachian St.	65 49
														134	A	Mercer	43 46
														151	H	Elon	77 62
														205	A	Furman	87 46
														208	A	Col. of Charleston	65 57
														242	H	Samford	63 51
														265	N	Northern Ill.	61 64
														313	A	Ga. Southern	73 61
														313	H	Ga. Southern	61 49
														314	A	Western Caro.	65 56
														317	A	Wofford	58 45
														319	H	UNC Greensboro	88 48
														325	A	Gardner-Webb	59 56
														328	N	Kennesaw St.	63 54
LAST 12 Division I GAMES:																	
				124	A	Appalachian St.	56 49					47	H	Chattanooga	56 60		
				313	A	Ga. Southern	73 61					205	A	Furman	87 46		
				314	A	Western Caro.	65 56					317	A	Wofford	58 45		
				151	H	Elon	77 62					208	A	Col. of Charleston	65 57		
				319	H	UNC Greensboro	88 48					124	H	Appalachian St.	65 49		
				242	H	Samford	63 51					7	A	Tennessee	40 75		

Non-Div I Games:

Davidson

Average RPI Win: 158	WON-LOST	WINNING	LAST 10	STRENGTH OF	OPP. STRENGTH	TEAM	ADJ.	CONF.	ADJ CONF.
Average RPI Loss: 97	RECORD	PCT. RANK	GAMES	SCHEDULE	OF SCHEDULE	RPI	RPI	RPI	RPI
DIV. I ONLY	21- 1	4	9- 1	114	103	18	18	8	8
DIV. I NON-CONF.	12- 1	4	2- 1	39	120	7	7	8	8
TOTALS	RPI 1-25	RPI 26-50	W-L RECORDS	RPI 51-100	RPI 101-150	RPI 150+			
21- 1	0- 0	4- 0	OVERALL	2- 1	4- 0	11- 0			
9- 0	0- 0	3- 0	HOME	0- 0	1- 0	5- 0			
10- 1	0- 0	1- 0	AWAY	2- 1	3- 0	4- 0			
2- 0	0- 0	0- 0	NEUTRAL	0- 0	0- 0	2- 0			
12- 1	0- 0	4- 0	NON-CONFERENCE	1- 1	2- 0	5- 0			
5- 0	0- 0	3- 0	HOME	0- 0	1- 0	1- 0			
5- 1	0- 0	1- 0	AWAY	1- 1	1- 0	2- 0			
2- 0	0- 0	0- 0	NEUTRAL	0- 0	0- 0	2- 0			
9- 0	0- 0	0- 0	CONFERENCE	1- 0	2- 0	6- 0			
4- 0	0- 0	0- 0	HOME	0- 0	0- 0	4- 0			
5- 0	0- 0	0- 0	AWAY	1- 0	2- 0	2- 0			
0- 0	0- 0	0- 0	NEUTRAL	0- 0	0- 0	0- 0			

RPI S	Opponent	Score	RPI S	Opponent	Score	RPI S	Opponent	Score	RPI S	Opponent	Score
28	A DePaul	92 80	30	H Michigan St.	60 53	82	A Fordham	68 57	104	A Richmond	72 64
36	H Vanderbilt	71 66	39	H Toledo	79 76	97	A Bowling Green	40 65	110	A Butler	82 39
						98	A Arizona St.	65 59	120	H Eastern Ill.	105 42
									130	A Akron	90 59
									154	H George Washington	80 52
									159	A Wright St.	95 73
									203	H La Salle	95 47
									214	A VCU	60 49
									222	H Xavier	78 68
									245	N UNLV	82 58
									254	H Buffalo	68 44
									256	N Mississippi Val.	93 59
									258	A Siena	91 53
									287	A Rhode Island	74 48
									289	H Massachusetts	83 44
LAST 12 Division I GAMES:											
82	A Fordham	68 57	287	A Rhode Island	74 48						
222	H Xavier	78 68	203	H La Salle	95 47						
104	A Richmond	72 64	110	A Butler	82 39						
214	A VCU	60 49	97	A Bowling Green	40 65						
289	H Massachusetts	83 44	258	A Siena	91 53						
154	H George Washington	80 52	130	A Akron	90 59						

Non-Div I Games:

Dayton

Average RPI Win:	151	WON-LOST	WINNING	LAST 10	STRENGTH OF	OPP. STRENGTH	TEAM	ADJ.	CONF.	ADJ CONF.
Average RPI Loss:	20	RECORD	PCT. RANK	GAMES	SCHEDULE	OF SCHEDULE	RPI	RPI	RPI	RPI
DIV. I ONLY	17- 7	63	6- 4	19	60	28	28	3	3	
DIV. I NON-CONF.	11- 3	41	2- 0	21	101	25	25	3	3	
TOTALS	RPI 1-25	RPI 26-50	W-L RECORDS	RPI 51-100	RPI 101-150	RPI 150+				
17- 7	2- 5	0- 2	OVERALL	3- 0	3- 0	9- 0				
13- 1	2- 1	0- 0	HOME	1- 0	3- 0	7- 0				
2- 5	0- 3	0- 2	AWAY	0- 0	0- 0	2- 0				
2- 1	0- 1	0- 0	NEUTRAL	2- 0	0- 0	0- 0				
11- 3	1- 3	0- 0	NON-CONFERENCE	2- 0	3- 0	5- 0				
8- 1	1- 1	0- 0	HOME	0- 0	3- 0	4- 0				
1- 1	0- 1	0- 0	AWAY	0- 0	0- 0	1- 0				
2- 1	0- 1	0- 0	NEUTRAL	2- 0	0- 0	0- 0				
6- 4	1- 2	0- 2	CONFERENCE	1- 0	0- 0	4- 0				
5- 0	1- 0	0- 0	HOME	1- 0	0- 0	3- 0				
1- 4	0- 2	0- 2	AWAY	0- 0	0- 0	1- 0				
0- 0	0- 0	0- 0	NEUTRAL	0- 0	0- 0	0- 0				

RPI 1-25				RPI 26-50				Team's RPI: 28		RPI 51-100				RPI 101+			
RPI	S	Opponent	Score	RPI	S	Opponent	Score		RPI	S	Opponent	Score	RPI	S	Opponent	Score	
2	A	Connecticut	44 91	35	A	Syracuse	80 84		62	N	FGCU	60 58	107	H	Northwestern	89 61	
10	A	Kentucky	64 96	45	A	Marquette	66 70		68	H	South Fla.	91 75	143	H	Oral Roberts	97 74	
14	N	South Carolina	46 55						80	N	Hampton	68 67	145	H	Howard	68 51	
18	H	Dayton	80 92										169	H	Providence	79 67	
19	A	Villanova	45 65										173	A	Cincinnati	51 45	
20	H	Princeton	86 75										176	H	Nicholls St.	87 57	
24	H	Louisville	86 80										199	H	Yale	95 80	
													215	H	Pittsburgh	57 55	
													219	H	Seton Hall	74 48	
													250	H	Milwaukee	94 83	
													255	A	Loyola Chicago	87 69	
													265	H	Northern Ill.	68 46	
LAST 12 Division I GAMES:																	
2	A	Connecticut	44 91	35	A	Syracuse	80 84										
219	H	Seton Hall	74 48	68	H	South Fla.	91 75										
45	A	Marquette	66 70	19	A	Villanova	45 65										
215	H	Pittsburgh	57 55	24	H	Louisville	86 80										
173	A	Cincinnati	51 45	143	H	Oral Roberts	97 74										
169	H	Providence	79 67	20	H	Princeton	86 75										

Average RPI Win:	159	WON-LOST	WINNING	LAST 10	STRENGTH OF	OPP. STRENGTH	TEAM	ADJ.	CONF.	ADJ CONF.
Average RPI Loss:	26	RECORD	PCT. RANK	GAMES	SCHEDULE	OF SCHEDULE	RPI	RPI	RPI	RPI
DIV. I ONLY	20- 3	13	10- 0	67	74	21	21	14	14	
DIV. I NON-CONF.	9- 3	55	1- 0	38	4	28	28	15	15	
TOTALS	RPI 1-25	RPI 26-50	W-L RECORDS	RPI 51-100	RPI 101-150	RPI 150+				
20- 3	2- 1	1- 2	OVERALL	3- 0	5- 0	9- 0				
9- 2	1- 1	0- 1	HOME	0- 0	3- 0	5- 0				
9- 1	0- 0	0- 1	AWAY	3- 0	2- 0	4- 0				
2- 0	1- 0	1- 0	NEUTRAL	0- 0	0- 0	0- 0				
9- 3	2- 1	1- 2	NON-CONFERENCE	1- 0	1- 0	4- 0				
4- 2	1- 1	0- 1	HOME	0- 0	1- 0	2- 0				
3- 1	0- 0	0- 1	AWAY	1- 0	0- 0	2- 0				
2- 0	1- 0	1- 0	NEUTRAL	0- 0	0- 0	0- 0				
11- 0	0- 0	0- 0	CONFERENCE	2- 0	4- 0	5- 0				
5- 0	0- 0	0- 0	HOME	0- 0	2- 0	3- 0				
6- 0	0- 0	0- 0	AWAY	2- 0	2- 0	2- 0				
0- 0	0- 0	0- 0	NEUTRAL	0- 0	0- 0	0- 0				

RPI	S	Opponent	Score	RPI	S	Opponent	Score	RPI	S	Opponent	Score	RPI	S	Opponent	Score
8	H	Maryland	53 69	31	A	Duquesne	47 51	51	A	St. John's (NY)	60 59	106	A	Northeastern	76 51
19	N	Villanova	59 45	31	N	Duquesne	60 45	76	A	Drexel	65 56	106	H	Northeastern	77 50
20	H	Princeton	59 58	38	H	Georgetown	56 62	99	A	James Madison	71 64	128	H	Hofstra	79 63
												132	H	Sam Houston St.	63 31
												136	A	Old Dominion	63 46
												169	H	Providence	64 46
												202	A	Monmouth	82 53
												217	H	St. Bonaventure	68 58
												229	A	Georgia St.	70 38
												268	H	George Mason	62 27
												287	A	Rhode Island	57 40
												296	A	Towson	77 55
												296	H	Towson	76 44
												302	H	UNC Wilmington	67 39
LAST 12 Division I GAMES:															
				99	A	James Madison	71 64					302	H	UNC Wilmington	67 39
				296	A	Towson	77 55					296	H	Towson	76 44
				128	H	Hofstra	79 63					106	A	Northeastern	76 51
				229	A	Georgia St.	70 38					136	A	Old Dominion	63 46
				106	H	Northeastern	77 50					268	H	George Mason	62 27
				76	A	Drexel	65 56					51	A	St. John's (NY)	60 59

Non-Div I Games:

Delaware

■ Loss,
■ Non-Conf,
■ S Site,
■ H Home
■ A Away
N Neutral

Average RPI Win: 323	WON-LOST	WINNING	LAST 10	STRENGTH OF	OPP. STRENGTH	TEAM	ADJ.	CONF.	ADJ CONF.
Average RPI Loss: 173	RECORD	PCT. RANK	GAMES	SCHEDULE	OF SCHEDULE	RPI	RPI	RPI	RPI
DIV. I ONLY	6- 13	279	5- 4	278	330	283	283	30	30
DIV. I NON-CONF.	1- 10	324	1- 4	146	284	297	297	30	30
TOTALS	RPI 1-25	RPI 26-50	W-L RECORDS	RPI 51-100	RPI 101-150	RPI 150+			
6- 13	0- 1	0- 0	OVERALL	0- 4	0- 2	6- 6			
2- 3	0- 0	0- 0	HOME	0- 1	0- 2	2- 0			
4- 8	0- 1	0- 0	AWAY	0- 2	0- 0	4- 5			
0- 2	0- 0	0- 0	NEUTRAL	0- 1	0- 0	0- 1			
1- 10	0- 1	0- 0	NON-CONFERENCE	0- 4	0- 0	1- 5			
0- 1	0- 0	0- 0	HOME	0- 1	0- 0	0- 0			
1- 7	0- 1	0- 0	AWAY	0- 2	0- 0	1- 4			
0- 2	0- 0	0- 0	NEUTRAL	0- 1	0- 0	0- 1			
5- 3	0- 0	0- 0	CONFERENCE	0- 0	0- 2	5- 1			
2- 2	0- 0	0- 0	HOME	0- 0	0- 2	2- 0			
3- 1	0- 0	0- 0	AWAY	0- 0	0- 0	3- 1			
0- 0	0- 0	0- 0	NEUTRAL	0- 0	0- 0	0- 0			

RPI 1-25				RPI 26-50				RPI 51-100				RPI 101+ Team's RPI: 283			
RPI	S	Opponent	Score	RPI	S	Opponent	Score	RPI	S	Opponent	Score	RPI	S	Opponent	Score
10	A	Kentucky	50 90					74	A	South Dakota St.	57 72	145	H	Howard	40 54
								82	A	Fordham	38 69	149	H	N.C. A&T	53 75
								90	N	Wisconsin	54 83	181	A	Houston	58 71
								96	H	Albany (NY)	57 79	224	N	Central Conn. St.	54 76
												270	A	St. Francis Brooklyn	50 69
												281	A	Florida A&M	57 53
												295	A	NJIT	42 55
												296	A	Towson	61 69
												308	A	Bethune-Cookman	62 57
												332	A	UMES	72 63
												332	H	UMES	67 52
												335	A	Norfolk St.	51 61
												342	H	N.C. Central	58 49
												345	A	Houston Baptist	84 83
LAST 12 Division I GAMES:															
335	A	Norfolk St.	51 61	181	A	Houston	58 71								
149	H	N.C. A&T	53 75	345	A	Houston Baptist	84 83								
342	H	N.C. Central	58 49	224	N	Central Conn. St.	54 76								
281	A	Florida A&M	57 53	90	N	Wisconsin	54 83								
308	A	Bethune-Cookman	62 57	296	A	Towson	61 69								
332	A	UMES	72 63	74	A	South Dakota St.	57 72								

Non-Div I Games: Wilmington (DE) 88 46 Wesley 76 34

Delaware St.

■ Loss,
 ■ Non-Conf,
 ■ S Site,
 ■ H Home
 ■ A Away
 N Neutral

Average RPI Win: 259	WON-LOST	WINNING	LAST 10	STRENGTH OF	OPP. STRENGTH	TEAM	ADJ.	CONF.	ADJ CONF.
Average RPI Loss: 129	RECORD	PCT. RANK	GAMES	SCHEDULE	OF SCHEDULE	RPI	RPI	RPI	RPI
DIV. I ONLY	11- 13	186	4- 6	212	204	216	216	24	24
DIV. I NON-CONF.	5- 6	189	0- 0	168	99	175	175	24	24
TOTALS	RPI 1-25	RPI 26-50	W-L RECORDS	RPI 51-100	RPI 101-150	RPI 150+			
11- 13	0- 0	0- 1	OVERALL	0- 3	1- 4	10- 5			
6- 6	0- 0	0- 1	HOME	0- 0	1- 3	5- 2			
5- 7	0- 0	0- 0	AWAY	0- 3	0- 1	5- 3			
0- 0	0- 0	0- 0	NEUTRAL	0- 0	0- 0	0- 0			
5- 6	0- 0	0- 1	NON-CONFERENCE	0- 3	1- 2	4- 0			
2- 3	0- 0	0- 1	HOME	0- 0	1- 2	1- 0			
3- 3	0- 0	0- 0	AWAY	0- 3	0- 0	3- 0			
0- 0	0- 0	0- 0	NEUTRAL	0- 0	0- 0	0- 0			
6- 7	0- 0	0- 0	CONFERENCE	0- 0	0- 2	6- 5			
4- 3	0- 0	0- 0	HOME	0- 0	0- 1	4- 2			
2- 4	0- 0	0- 0	AWAY	0- 0	0- 1	2- 3			
0- 0	0- 0	0- 0	NEUTRAL	0- 0	0- 0	0- 0			

RPI S	Opponent	Score	RPI S	Opponent	Score	RPI S	Opponent	Score	RPI S	Opponent	Score	Team's RPI: 216
27	H Colorado	63 83	66	A Wyoming	66 81	102	H Utah	60 75				
			71	A Minnesota	51 74	113	H Montana St.	55 73				
			79	A Montana	56 58	116	H Northern Colo.	57 46				
						146	A Idaho	64 70				
						146	H Idaho	60 68				
						156	A Utah St.	69 85				
						163	A Seattle	53 63				
						163	H Seattle	66 69				
						170	H Louisiana Tech	77 82				
						238	A Colorado St.	50 48				
						251	A Oregon	73 62				
						259	H New Mexico St.	67 58				
						260	A UTSA	75 73				
						260	H UTSA	53 49				
						263	A UC Irvine	62 52				
						271	A San Jose St.	67 68				
						286	A Texas St.	73 70				
						286	H Texas St.	75 62				
						305	H Texas-Arlington	90 52				
						323	H Air Force	77 73				
LAST 12 Division I GAMES:												
146	A Idaho	64 70	271	A San Jose St.	67 68							
163	A Seattle	53 63	163	H Seattle	66 69							
286	H Texas St.	75 62	146	H Idaho	60 68							
260	H UTSA	53 49	260	A UTSA	75 73							
259	H New Mexico St.	67 58	286	A Texas St.	73 70							
156	A Utah St.	69 85	305	H Texas-Arlington	90 52							

Non-Div I Games:

Denver

Drake

Through Games Of Sunday, February 10, 2013

Average RPI Win: 229	WON-LOST	WINNING	LAST 10	STRENGTH OF	OPP. STRENGTH	TEAM	ADJ.	CONF.	ADJ CONF.
Average RPI Loss: 144	RECORD	PCT. RANK	GAMES	SCHEDULE	OF SCHEDULE	RPI	RPI	RPI	RPI
DIV. I ONLY	7- 15	272	2- 8	237	127	280	280	10	10
DIV. I NON-CONF.	5- 6	189	1- 0	322	188	269	269	9	9
TOTALS	RPI 1-25	RPI 26-50	W-L RECORDS	RPI 51-100	RPI 101-150	RPI 150+			
7- 15	0- 1	0- 2	OVERALL	0- 3	1- 3	6- 6			
5- 5	0- 0	0- 2	HOME	0- 1	1- 1	4- 1			
2- 8	0- 1	0- 0	AWAY	0- 2	0- 2	2- 3			
0- 2	0- 0	0- 0	NEUTRAL	0- 0	0- 0	0- 2			
5- 6	0- 1	0- 1	NON-CONFERENCE	0- 0	0- 0	5- 4			
3- 2	0- 0	0- 1	HOME	0- 0	0- 0	3- 1			
2- 2	0- 1	0- 0	AWAY	0- 0	0- 0	2- 1			
0- 2	0- 0	0- 0	NEUTRAL	0- 0	0- 0	0- 2			
2- 9	0- 0	0- 1	CONFERENCE	0- 3	1- 3	1- 2			
2- 3	0- 0	0- 1	HOME	0- 1	1- 1	1- 0			
0- 6	0- 0	0- 0	AWAY	0- 2	0- 2	0- 2			
0- 0	0- 0	0- 0	NEUTRAL	0- 0	0- 0	0- 0			

RPI 1-25				RPI 26-50				RPI 51-100				RPI 101+ Team's RPI: 280			
RPI	S	Opponent	Score	RPI	S	Opponent	Score	RPI	S	Opponent	Score	RPI	S	Opponent	Score
23	A	Iowa St.	45 87	32	H	Creighton	71 98	78	A	Wichita St.	51 70	117	H	UNI	63 55
				33	H	Iowa	65 82	85	A	Illinois St.	57 81	121	A	Indiana St.	48 59
								85	H	Illinois St.	66 71	121	H	Indiana St.	49 67
												135	A	Missouri St.	77 80
												158	H	Bradley	66 62
												168	A	Evansville	62 68
												187	H	Saint Louis	61 55
												212	A	North Dakota	63 67
												223	H	South Dakota	69 74
												250	A	Milwaukee	80 70
												263	N	UC Irvine	64 69
												268	N	George Mason	70 76
												273	A	North Dakota St.	62 50
												279	H	Ill.-Chicago	71 61
												309	A	Southern Ill.	70 77
												338	H	Chicago St.	67 39
LAST 12 Division I GAMES:															
121	A	Indiana St.	48 59	135	A	Missouri St.	77 80								
85	A	Illinois St.	57 81	85	H	Illinois St.	66 71								
32	H	Creighton	71 98	121	H	Indiana St.	49 67								
117	H	UNI	63 55	309	A	Southern Ill.	70 77								
158	H	Bradley	66 62	168	A	Evansville	62 68								
78	A	Wichita St.	51 70	250	A	Milwaukee	80 70								

Non-Div I Games:

Drake

Loss, Non-Conf, S Site, H Home A Away N Neutral

Average RPI Win: 226	WON-LOST	WINNING	LAST 10	STRENGTH OF	OPP. STRENGTH	TEAM	ADJ.	CONF.	ADJ CONF.
Average RPI Loss: 56	RECORD	PCT. RANK	GAMES	SCHEDULE	OF SCHEDULE	RPI	RPI	RPI	RPI
DIV. I ONLY	16- 6	53	8- 2	169	131	76	76	14	14
DIV. I NON-CONF.	7- 4	103	0- 1	219	61	114	114	15	15
TOTALS	RPI 1-25	RPI 26-50	W-L RECORDS	RPI 51-100	RPI 101-150	RPI 150+			
16- 6	0- 3	0- 1	OVERALL	1- 0	3- 2	12- 0			
5- 3	0- 1	0- 1	HOME	0- 0	2- 1	3- 0			
8- 3	0- 2	0- 0	AWAY	1- 0	1- 1	6- 0			
3- 0	0- 0	0- 0	NEUTRAL	0- 0	0- 0	3- 0			
7- 4	0- 2	0- 1	NON-CONFERENCE	0- 0	0- 1	7- 0			
1- 2	0- 0	0- 1	HOME	0- 0	0- 1	1- 0			
3- 2	0- 2	0- 0	AWAY	0- 0	0- 0	3- 0			
3- 0	0- 0	0- 0	NEUTRAL	0- 0	0- 0	3- 0			
9- 2	0- 1	0- 0	CONFERENCE	1- 0	3- 1	5- 0			
4- 1	0- 1	0- 0	HOME	0- 0	2- 0	2- 0			
5- 1	0- 0	0- 0	AWAY	1- 0	1- 1	3- 0			
0- 0	0- 0	0- 0	NEUTRAL	0- 0	0- 0	0- 0			

RPI 1-25				RPI 26-50				RPI 51-100				RPI 101+			
RPI	S	Opponent	Score	RPI	S	Opponent	Score	RPI	S	Opponent	Score	RPI	S	Opponent	Score
14	A	South Carolina	55 58	46	H	Saint Joseph's	45 47	99	A	James Madison	48 46	101	H	American	52 58
20	A	Princeton	59 74									106	A	Northeastern	85 73
21	H	Delaware	56 65									128	H	Hofstra	59 53
												136	A	Old Dominion	50 53
												136	H	Old Dominion	64 50
												169	A	Providence	60 50
												201	H	Penn	77 50
												203	A	La Salle	56 53
												229	H	Georgia St.	79 55
												275	N	UMKC	76 40
												285	N	Colgate	51 33
												287	N	Rhode Island	55 43
												296	A	Towson	62 48
												296	H	Towson	76 55
												302	A	UNC Wilmington	64 51
												303	A	Vermont	66 49
												306	A	William & Mary	58 46
LAST 12 Division I GAMES:															
136	H	Old Dominion	64 50	306	A	William & Mary	58 46								
296	A	Towson	62 48	128	H	Hofstra	59 53								
229	H	Georgia St.	79 55	302	A	UNC Wilmington	64 51								
136	A	Old Dominion	50 53	99	A	James Madison	48 46								
21	H	Delaware	56 65	296	H	Towson	76 55								
106	A	Northeastern	85 73	20	A	Princeton	59 74								

Non-Div I Games:

Drexel

■ Loss,
■ Non-Conf, S Site,
■ Home
■ Away
N Neutral

Average RPI Win:	129	WON-LOST	WINNING	LAST 10	STRENGTH OF	OPP. STRENGTH	TEAM	ADJ.	CONF.	ADJ CONF.
Average RPI Loss:	2	RECORD	PCT. RANK	GAMES	SCHEDULE	OF SCHEDULE	RPI	RPI	RPI	RPI
DIV. I ONLY	21- 1	4	9- 1	89	8	11	11	5	5	
DIV. I NON-CONF.	10- 1	16	1- 1	57	16	8	8	4	4	
TOTALS	RPI 1-25	RPI 26-50	W-L RECORDS	RPI 51-100	RPI 101-150	RPI 150+				
21- 1	2- 1	2- 0	OVERALL	3- 0	5- 0	9- 0				
10- 0	1- 0	1- 0	HOME	1- 0	2- 0	5- 0				
9- 1	1- 1	1- 0	AWAY	1- 0	3- 0	3- 0				
2- 0	0- 0	0- 0	NEUTRAL	1- 0	0- 0	1- 0				
10- 1	1- 1	1- 0	NON-CONFERENCE	1- 0	1- 0	6- 0				
5- 0	1- 0	0- 0	HOME	0- 0	0- 0	4- 0				
3- 1	0- 1	1- 0	AWAY	0- 0	1- 0	1- 0				
2- 0	0- 0	0- 0	NEUTRAL	1- 0	0- 0	1- 0				
11- 0	1- 0	1- 0	CONFERENCE	2- 0	4- 0	3- 0				
5- 0	0- 0	1- 0	HOME	1- 0	2- 0	1- 0				
6- 0	1- 0	0- 0	AWAY	1- 0	2- 0	2- 0				
0- 0	0- 0	0- 0	NEUTRAL	0- 0	0- 0	0- 0				

RPI	S	Opponent	Score	RPI	S	Opponent	Score	RPI	S	Opponent	Score	RPI	S	Opponent	Score
2	A	Connecticut	49 79	29	A	Michigan	71 54	51	N	St. John's (NY)	60 42	105	A	Boston College	90 53
6	H	California	77 63	49	H	Miami (FL)	82 43	57	A	Virginia	62 41	105	H	Boston College	80 56
15	A	North Carolina	84 63					81	H	Georgia Tech	85 52	122	A	North Carolina St.	67 57
												125	H	Virginia Tech	58 26
												137	A	Southern California	75 60
												157	A	Wake Forest	73 44
												174	H	Iona	100 31
												190	A	Clemson	60 46
												190	H	Clemson	82 45
												202	H	Monmouth	73 32
												204	H	Presbyterian	84 45
												213	H	Valparaiso	90 45
												222	A	Xavier	82 59
												276	N	CSU Bakersfield	97 63
LAST 12 Division I GAMES:															
57	A	Virginia	62 41	125	H	Virginia Tech	58 26								
15	A	North Carolina	84 63	157	A	Wake Forest	73 44								
49	H	Miami (FL)	82 43	190	H	Clemson	82 45								
105	H	Boston College	80 56	105	A	Boston College	90 53								
190	A	Clemson	60 46	122	A	North Carolina St.	67 57								
2	A	Connecticut	49 79	202	H	Monmouth	73 32								

Non-Div I Games:

Duke

■ Loss,
 ■ Non-Conf, S Site,
 ■ Home
 ■ Away
 N Neutral

Average RPI Win: 164	WON-LOST	WINNING	LAST 10	STRENGTH OF	OPP. STRENGTH	TEAM	ADJ.	CONF.	ADJ CONF.
Average RPI Loss: 61	RECORD	PCT. RANK	GAMES	SCHEDULE	OF SCHEDULE	RPI	RPI	RPI	RPI
DIV. I ONLY	19- 4	23	8- 2	74	88	31	31	8	8
DIV. I NON-CONF.	11- 3	41	1- 2	61	73	34	34	8	8
TOTALS	RPI 1-25	RPI 26-50	W-L RECORDS	RPI 51-100	RPI 101-150	RPI 150+			
19- 4	1- 2	1- 0	OVERALL	3- 1	3- 1	11- 0			
11- 1	1- 0	0- 0	HOME	3- 0	3- 1	4- 0			
8- 2	0- 1	1- 0	AWAY	0- 1	0- 0	7- 0			
0- 1	0- 1	0- 0	NEUTRAL	0- 0	0- 0	0- 0			
11- 3	1- 2	1- 0	NON-CONFERENCE	2- 0	1- 1	6- 0			
6- 1	1- 0	0- 0	HOME	2- 0	1- 1	2- 0			
5- 1	0- 1	1- 0	AWAY	0- 0	0- 0	4- 0			
0- 1	0- 1	0- 0	NEUTRAL	0- 0	0- 0	0- 0			
8- 1	0- 0	0- 0	CONFERENCE	1- 1	2- 0	5- 0			
5- 0	0- 0	0- 0	HOME	1- 0	2- 0	2- 0			
3- 1	0- 0	0- 0	AWAY	0- 1	0- 0	3- 0			
0- 0	0- 0	0- 0	NEUTRAL	0- 0	0- 0	0- 0			

RPI 1-25				RPI 26-50				Team's RPI: 31				RPI 51-100				RPI 101+			
RPI	S	Opponent	Score	RPI	S	Opponent	Score	RPI	S	Opponent	Score	RPI	S	Opponent	Score	RPI	S	Opponent	Score
15	A	North Carolina	58 62	41	A	West Virginia	62 54	56	A	Charlotte	54 63	104	H	Richmond	59 54				
21	H	Delaware	51 47					75	H	Liberty	63 46	112	H	Temple	65 45				
21	N	Delaware	45 60					82	H	Fordham	68 50	126	H	Saint Francis (PA)	69 38				
								99	H	James Madison	62 57	150	H	Miami (OH)	49 54				
												154	A	George Washington	63 59				
												183	A	Dartmouth	54 39				
												187	H	Saint Louis	68 41				
												212	H	North Dakota	64 38				
												214	A	VCU	73 51				
												215	H	Pittsburgh	70 61				
												217	H	St. Bonaventure	61 33				
												222	A	Xavier	56 54				
												254	A	Buffalo	78 52				
												277	A	Robert Morris	61 47				
												312	A	Ohio	62 55				
LAST 12 Division I GAMES:																			
104	H	Richmond	59 54	112	H	Temple	65 45												
217	H	St. Bonaventure	61 33	187	H	Saint Louis	68 41												
56	A	Charlotte	54 63	222	A	Xavier	56 54												
154	A	George Washington	63 59	150	H	Miami (OH)	49 54												
82	H	Fordham	68 50	21	N	Delaware	45 60												
214	A	VCU	73 51	183	A	Dartmouth	54 39												

Non-Div I Games:

Duquesne

■ Loss,
 ■ Non-Conf, S Site,
 ■ Home
 ■ Away
 N Neutral

East Carolina

Through Games Of Sunday, February 10, 2013

Average RPI Win:	212	WON-LOST	WINNING	LAST 10	STRENGTH OF	OPP. STRENGTH	TEAM	ADJ.	CONF.	ADJ CONF.
Average RPI Loss:	119	RECORD	PCT. RANK	GAMES	SCHEDULE	OF SCHEDULE	RPI	RPI	RPI	RPI
DIV. I ONLY	14- 6	64	7- 3	198	154	89	89	9	9	
DIV. I NON-CONF.	8- 3	61	2- 1	289	257	150	150	10	10	
TOTALS	RPI 1-25	RPI 26-50	W-L RECORDS	RPI 51-100	RPI 101-150	RPI 150+				
14- 6	0- 1	0- 0	OVERALL	1- 1	1- 3	12- 1				
8- 1	0- 0	0- 0	HOME	0- 0	1- 0	7- 1				
5- 4	0- 0	0- 0	AWAY	1- 1	0- 3	4- 0				
1- 1	0- 1	0- 0	NEUTRAL	0- 0	0- 0	1- 0				
8- 3	0- 1	0- 0	NON-CONFERENCE	0- 0	0- 1	8- 1				
4- 1	0- 0	0- 0	HOME	0- 0	0- 0	4- 1				
3- 1	0- 0	0- 0	AWAY	0- 0	0- 1	3- 0				
1- 1	0- 1	0- 0	NEUTRAL	0- 0	0- 0	1- 0				
6- 3	0- 0	0- 0	CONFERENCE	1- 1	1- 2	4- 0				
4- 0	0- 0	0- 0	HOME	0- 0	1- 0	3- 0				
2- 3	0- 0	0- 0	AWAY	1- 1	0- 2	1- 0				
0- 0	0- 0	0- 0	NEUTRAL	0- 0	0- 0	0- 0				

RPI 1-25			RPI 26-50			RPI 51-100			Team's RPI: 89	RPI 101+		
RPI	S	Opponent	Score	RPI	S	Opponent	Score	RPI	S	Opponent	Score	RPI
15	N	North Carolina	67 76					67	A	UTEP	66 81	138
								91	A	Tulane	55 52	A
										Navy	48 57	
										UAB	58 62	
										Rice	60 41	
										Memphis	56 66	
										Elon	71 64	
										UCF	59 48	
										Campbell	74 54	
										Tulsa	69 63	
										Houston	68 59	
										Monmouth	64 49	
										Col. of Charleston	62 72	
										VCU	67 56	
										Marshall	54 47	
										George Mason	71 53	
										William & Mary	68 62	
										Norfolk St.	54 46	
										N.C. Central	65 28	
LAST 12 Division I GAMES:												
140	A	UAB	58 62	147	A	Memphis	56 66					
181	A	Houston	68 59	67	A	UTEP	66 81					
155	H	UCF	59 48	142	H	Rice	60 41					
249	H	Marshall	54 47	268	A	George Mason	71 53					
91	A	Tulane	55 52	151	H	Elon	71 64					
171	H	Tulsa	69 63	15	N	North Carolina	67 76					

Non-Div I Games: St. Andrews 84 41 Converse 79 23

East Carolina

Loss, Non-Conf, S Site, H Home A Away N Neutral

Average RPI Win:	294	WON-LOST	WINNING	LAST 10	STRENGTH OF	OPP. STRENGTH	TEAM	ADJ.	CONF.	ADJ CONF.
Average RPI Loss:	131	RECORD	PCT. RANK	GAMES	SCHEDULE	OF SCHEDULE	RPI	RPI	RPI	RPI
DIV. I ONLY	6- 13	279	3- 7	137	296	239	239	29	29	
DIV. I NON-CONF.	2- 7	300	0- 2	42	230	200	200	28	28	
TOTALS	RPI 1-25	RPI 26-50	W-L RECORDS	RPI 51-100	RPI 101-150	RPI 150+				
6- 13	0- 1	0- 1	OVERALL	0- 4	1- 3	5- 4				
3- 5	0- 0	0- 0	HOME	0- 2	1- 1	2- 2				
3- 8	0- 1	0- 1	AWAY	0- 2	0- 2	3- 2				
0- 0	0- 0	0- 0	NEUTRAL	0- 0	0- 0	0- 0				
2- 7	0- 1	0- 1	NON-CONFERENCE	0- 1	1- 2	1- 2				
1- 2	0- 0	0- 0	HOME	0- 0	1- 1	0- 1				
1- 5	0- 1	0- 1	AWAY	0- 1	0- 1	1- 1				
0- 0	0- 0	0- 0	NEUTRAL	0- 0	0- 0	0- 0				
4- 6	0- 0	0- 0	CONFERENCE	0- 3	0- 1	4- 2				
2- 3	0- 0	0- 0	HOME	0- 2	0- 0	2- 1				
2- 3	0- 0	0- 0	AWAY	0- 1	0- 1	2- 1				
0- 0	0- 0	0- 0	NEUTRAL	0- 0	0- 0	0- 0				

RPI S	Opponent	Score	RPI S	Opponent	Score	RPI S	Opponent	Score	RPI S	Opponent	Score	Team's RPI: 239
15	A North Carolina	44 85	47	A Chattanooga	48 81	59	A LSU	42 76	108	A High Point	76 85	
						62	H FGCU	60 97	124	H Appalachian St.	57 85	
						100	A Stetson	65 74	134	A Mercer	64 79	
						100	H Stetson	55 71	147	H Memphis	83 73	
									218	A Northern Ky.	55 68	
									218	H Northern Ky.	76 77	
									243	H North Florida	56 62	
									272	A USC Upstate	79 90	
									299	A Morehead St.	57 53	
									316	H Jacksonville	74 57	
									328	A Kennesaw St.	61 59	
									336	A Lipscomb	80 74	
									336	H Lipscomb	86 64	
LAST 12 Division I GAMES:												
100	A Stetson	65 74	328	A Kennesaw St.	61 59							
218	H Northern Ky.	76 77	100	H Stetson	55 71							
336	H Lipscomb	86 64	62	H FGCU	60 97							
316	H Jacksonville	74 57	218	A Northern Ky.	55 68							
243	H North Florida	56 62	336	A Lipscomb	80 74							
134	A Mercer	64 79	272	A USC Upstate	79 90							

Non-Div I Games:

East Tenn. St.

■ Loss,
■ Non-Conf, S Site,
■ Home
■ Away
N Neutral

Average RPI Win: 233	WON-LOST	WINNING	LAST 10	STRENGTH OF	OPP. STRENGTH	TEAM	ADJ.	CONF.	ADJ CONF.
Average RPI Loss: 161	RECORD	PCT. RANK	GAMES	SCHEDULE	OF SCHEDULE	RPI	RPI	RPI	RPI
DIV. I ONLY	15- 8	84	8- 2	261	250	120	120	27	27
DIV. I NON-CONF.	6- 6	160	1- 0	202	193	177	177	27	27
TOTALS	RPI 1-25	RPI 26-50	W-L RECORDS	RPI 51-100	RPI 101-150	RPI 150+			
15- 8	0- 1	0- 0	OVERALL	0- 1	2- 1	13- 5			
8- 1	0- 0	0- 0	HOME	0- 0	2- 0	6- 1			
6- 7	0- 1	0- 0	AWAY	0- 1	0- 1	6- 4			
1- 0	0- 0	0- 0	NEUTRAL	0- 0	0- 0	1- 0			
6- 6	0- 1	0- 0	NON-CONFERENCE	0- 1	2- 1	4- 3			
4- 1	0- 0	0- 0	HOME	0- 0	2- 0	2- 1			
1- 5	0- 1	0- 0	AWAY	0- 1	0- 1	1- 2			
1- 0	0- 0	0- 0	NEUTRAL	0- 0	0- 0	1- 0			
9- 2	0- 0	0- 0	CONFERENCE	0- 0	0- 0	9- 2			
4- 0	0- 0	0- 0	HOME	0- 0	0- 0	4- 0			
5- 2	0- 0	0- 0	AWAY	0- 0	0- 0	5- 2			
0- 0	0- 0	0- 0	NEUTRAL	0- 0	0- 0	0- 0			

RPI 1-25				RPI 26-50				RPI 51-100				RPI 101+ Team's RPI: 120			
RPI	S	Opponent	Score	RPI	S	Opponent	Score	RPI	S	Opponent	Score	RPI	S	Opponent	Score
18	A	Dayton	42 105					90	A	Wisconsin	47 76	121	A	Indiana St.	39 69
												141	H	IUPUI	71 60
												144	H	Sacramento St.	72 67
												158	H	Bradley	65 66
												161	H	UT Martin	84 79
												168	H	Evansville	70 57
												186	A	Eastern Ky.	62 63
												193	A	SIU Edwardsville	70 65
												196	H	Tennessee Tech	89 79
												200	A	Murray St.	58 68
												234	A	Tennessee St.	76 67
												248	A	Western Ill.	68 70
												254	N	Buffalo	89 73
												255	A	Loyola Chicago	72 69
												261	A	Southeast Mo. St.	64 46
												261	H	Southeast Mo. St.	82 62
												265	A	Northern Ill.	38 48
												271	H	San Jose St.	88 67
												299	A	Morehead St.	78 58
												315	A	Austin Peay	68 43
												340	H	Jacksonville St.	76 53
LAST 12 Division I GAMES:															
261	A	Southeast Mo. St.	64 46	196	H	Tennessee Tech	89 79								
193	A	SIU Edwardsville	70 65	340	H	Jacksonville St.	76 53								
161	H	UT Martin	84 79	186	A	Eastern Ky.	62 63								
261	H	Southeast Mo. St.	82 62	299	A	Morehead St.	78 58								
200	A	Murray St.	58 68	255	A	Loyola Chicago	72 69								
315	A	Austin Peay	68 43	234	A	Tennessee St.	76 67								

Non-Div I Games:

Eastern Ill.

■ Loss,
■ Non-Conf, S Site,
■ Home
■ Away
N Neutral

Average RPI Win:	252	WON-LOST	WINNING	LAST 10	STRENGTH OF	OPP. STRENGTH	TEAM	ADJ.	CONF.	ADJ CONF.
Average RPI Loss:	163	RECORD	PCT. RANK	GAMES	SCHEDULE	OF SCHEDULE	RPI	RPI	RPI	RPI
DIV. I ONLY	13- 8	99	7- 3	301	297	186	186	27	27	
DIV. I NON-CONF.	5- 5	160	0- 0	307	278	261	261	27	27	
TOTALS	RPI 1-25	RPI 26-50	W-L RECORDS	RPI 51-100	RPI 101-150	RPI 150+				
13- 8	0- 2	0- 0	OVERALL	0- 0	2- 0	11- 6				
9- 1	0- 0	0- 0	HOME	0- 0	2- 0	7- 1				
4- 5	0- 0	0- 0	AWAY	0- 0	0- 0	4- 0				
0- 2	0- 1	0- 0	NEUTRAL	0- 0	0- 0	0- 1				
5- 5	0- 2	0- 0	NON-CONFERENCE	0- 0	1- 0	4- 3				
5- 0	0- 0	0- 0	HOME	0- 0	1- 0	4- 0				
0- 3	0- 1	0- 0	AWAY	0- 0	0- 0	0- 2				
0- 2	0- 1	0- 0	NEUTRAL	0- 0	0- 0	0- 1				
8- 3	0- 0	0- 0	CONFERENCE	0- 0	1- 0	7- 3				
4- 1	0- 0	0- 0	HOME	0- 0	1- 0	3- 1				
4- 2	0- 0	0- 0	AWAY	0- 0	0- 0	4- 2				
0- 0	0- 0	0- 0	NEUTRAL	0- 0	0- 0	0- 0				

RPI S	Opponent	Score	RPI S	Opponent	Score	RPI S	Opponent	Score	RPI S	Opponent	Score	Team's RPI: 186
16 N	Florida St.	51 90				120 H	Eastern Ill.	63 62				
24 A	Louisville	42 76				150 H	Miami (OH)	73 63				
						161 A	UT Martin	60 75				
						173 A	Cincinnati	48 59				
						178 A	Belmont	49 65				
						178 H	Belmont	55 51				
						193 H	SIU Edwardsville	69 73				
						200 A	Murray St.	69 49				
						204 H	Presbyterian	61 43				
						234 H	Tennessee St.	62 54				
						250 N	Milwaukee	64 68				
						261 A	Southeast Mo. St.	53 49				
						299 A	Morehead St.	66 64				
						299 H	Morehead St.	62 52				
						312 A	Ohio	58 69				
						318 H	Jackson St.	64 56				
						337 H	Kent St.	56 42				
						340 A	Jacksonville St.	69 51				
						341 H	UNC Asheville	67 47				
LAST 12 Division I GAMES:												
299 A	Morehead St.	66 64	340 A	Jacksonville St.	69 51							
161 A	UT Martin	60 75	299 H	Morehead St.	62 52							
261 A	Southeast Mo. St.	53 49	120 H	Eastern Ill.	63 62							
234 H	Tennessee St.	62 54	193 H	SIU Edwardsville	69 73							
178 H	Belmont	55 51	200 A	Murray St.	69 49							
178 A	Belmont	49 65	173 A	Cincinnati	48 59							

Non-Div I Games: West Virginia St. 68 43

Eastern Ky.

Loss, Non-Conf, S Site, H Home A Away N Neutral

Average RPI Win:	257	WON-LOST	WINNING	LAST 10	STRENGTH OF	OPP. STRENGTH	TEAM	ADJ.	CONF.	ADJ CONF.
Average RPI Loss:	109	RECORD	PCT. RANK	GAMES	SCHEDULE	OF SCHEDULE	RPI	RPI	RPI	RPI
DIV. I ONLY	6- 17	304	4- 6	57	217	227	227	18	18	
DIV. I NON-CONF.	2- 11	313	0- 2	17	215	210	210	16	16	
TOTALS	RPI 1-25	RPI 26-50	W-L RECORDS	RPI 51-100	RPI 101-150	RPI 150+				
6- 17	0- 0	0- 3	OVERALL	0- 7	1- 4	5- 3				
3- 9	0- 0	0- 3	HOME	0- 3	1- 1	2- 2				
3- 7	0- 0	0- 0	AWAY	0- 4	0- 3	3- 0				
0- 1	0- 0	0- 0	NEUTRAL	0- 0	0- 0	0- 1				
2- 11	0- 0	0- 2	NON-CONFERENCE	0- 5	1- 2	1- 2				
1- 6	0- 0	0- 2	HOME	0- 2	1- 1	0- 1				
1- 4	0- 0	0- 0	AWAY	0- 3	0- 1	1- 0				
0- 1	0- 0	0- 0	NEUTRAL	0- 0	0- 0	0- 1				
4- 6	0- 0	0- 1	CONFERENCE	0- 2	0- 2	4- 1				
2- 3	0- 0	0- 1	HOME	0- 1	0- 0	2- 1				
2- 3	0- 0	0- 0	AWAY	0- 1	0- 2	2- 0				
0- 0	0- 0	0- 0	NEUTRAL	0- 0	0- 0	0- 0				

RPI 1-25				RPI 26-50				RPI 51-100				RPI 101+				Team's RPI: 227	
RPI	S	Opponent	Score	RPI	S	Opponent	Score	RPI	S	Opponent	Score	RPI	S	Opponent	Score		
				29	H	Michigan	43 55	63	H	Boston U.	55 66	103	H	Detroit	54 61		
				30	H	Michigan St.	49 60	66	A	Wyoming	50 73	106	H	Northeastern	50 47		
				39	H	Toledo	40 56	69	A	Central Mich.	51 77	110	A	Butler	59 65		
								74	A	South Dakota St.	65 66	130	A	Akron	81 82		
								84	H	Harvard	63 67	150	A	Miami (OH)	48 70		
								91	A	Tulane	65 71	211	H	Ball St.	41 56		
								97	H	Bowling Green	47 61	244	A	Western Mich.	56 52		
												246	N	Ole Miss	58 61		
												255	H	Loyola Chicago	54 64		
												265	H	Northern Ill.	67 62		
												275	A	UMKC	74 69		
												312	H	Ohio	64 57		
												337	A	Kent St.	64 45		
LAST 12 Division I GAMES:																	
				312	H	Ohio	64 57	150	A	Miami (OH)	48 70						
				130	A	Akron	81 82	39	H	Toledo	40 56						
				211	H	Ball St.	41 56	69	A	Central Mich.	51 77						
				265	H	Northern Ill.	67 62	244	A	Western Mich.	56 52						
				97	H	Bowling Green	47 61	255	H	Loyola Chicago	54 64						
				337	A	Kent St.	64 45	246	N	Ole Miss	58 61						

Non-Div I Games:

Eastern Mich.

■ Loss,
■ Non-Conf,
■ S Site,
■ H Home
■ A Away
N Neutral

Average RPI Win:	195	WON-LOST	WINNING	LAST 10	STRENGTH OF	OPP. STRENGTH	TEAM	ADJ.	CONF.	ADJ CONF.
Average RPI Loss:	126	RECORD	PCT. RANK	GAMES	SCHEDULE	OF SCHEDULE	RPI	RPI	RPI	RPI
DIV. I ONLY	12- 10	135	6- 4	110	173	109	109	15	15	
DIV. I NON-CONF.	3- 5	226	0- 0	47	103	116	116	14	14	
TOTALS	RPI 1-25	RPI 26-50	W-L RECORDS	RPI 51-100	RPI 101-150	RPI 150+				
12- 10	0- 1	0- 2	OVERALL	1- 1	4- 4	7- 2				
6- 3	0- 0	0- 1	HOME	1- 0	2- 1	3- 1				
5- 7	0- 1	0- 1	AWAY	0- 1	2- 3	3- 1				
1- 0	0- 0	0- 0	NEUTRAL	0- 0	0- 0	1- 0				
3- 5	0- 1	0- 2	NON-CONFERENCE	0- 0	0- 2	3- 0				
1- 1	0- 0	0- 1	HOME	0- 0	0- 0	1- 0				
1- 4	0- 1	0- 1	AWAY	0- 0	0- 2	1- 0				
1- 0	0- 0	0- 0	NEUTRAL	0- 0	0- 0	1- 0				
9- 5	0- 0	0- 0	CONFERENCE	1- 1	4- 2	4- 2				
5- 2	0- 0	0- 0	HOME	1- 0	2- 1	2- 1				
4- 3	0- 0	0- 0	AWAY	0- 1	2- 1	2- 1				
0- 0	0- 0	0- 0	NEUTRAL	0- 0	0- 0	0- 0				

RPI 1-25				RPI 26-50				RPI 51-100				RPI 101+ Team's RPI: 109			
RPI	S	Opponent	Score	RPI	S	Opponent	Score	RPI	S	Opponent	Score	RPI	S	Opponent	Score
6	A	California	58 91	48	H	Pacific	51 64	79	A	Montana	51 76	113	A	Montana St.	68 59
				50	A	Gonzaga	50 65	79	H	Montana	58 56	113	H	Montana St.	60 73
												114	A	Cal St. Northridge	44 66
												116	H	Northern Colo.	63 38
												144	A	Sacramento St.	70 85
												144	H	Sacramento St.	63 49
												146	A	Idaho	66 68
												148	A	Idaho St.	61 55
												195	A	Portland St.	68 56
												197	H	Portland	68 50
												212	H	North Dakota	75 72
												247	A	Boise St.	74 63
												267	H	Southern Utah	79 70
												282	A	Northern Ariz.	68 83
												282	H	Northern Ariz.	58 62
												291	N	Cal St. Fullerton	50 45
												329	A	Weber St.	88 60
LAST 12 Division I GAMES:															
282	H	Northern Ariz.	58 62	116	H	Northern Colo.	63 38								
144	H	Sacramento St.	63 49	212	H	North Dakota	75 72								
79	A	Montana	51 76	144	A	Sacramento St.	70 85								
113	A	Montana St.	68 59	282	A	Northern Ariz.	68 83								
267	H	Southern Utah	79 70	113	H	Montana St.	60 73								
195	A	Portland St.	68 56	79	H	Montana	58 56								

Non-Div I Games: Warner Pacific 58 47

Eastern Wash.

■ Loss,
 ■ Non-Conf, S Site,
 ■ Home
 ■ Away
 N Neutral

Average RPI Win:	258	WON-LOST	WINNING	LAST 10	STRENGTH OF	OPP. STRENGTH	TEAM	ADJ.	CONF.	ADJ CONF.
Average RPI Loss:	109	RECORD	PCT. RANK	GAMES	SCHEDULE	OF SCHEDULE	RPI	RPI	RPI	RPI
DIV. I ONLY	12- 10	135	7- 3	162	260	151	151	20	20	
DIV. I NON-CONF.	3- 6	241	0- 1	131	178	232	232	26	26	
TOTALS	RPI 1-25	RPI 26-50	W-L RECORDS	RPI 51-100	RPI 101-150	RPI 150+				
12- 10	0- 1	1- 1	OVERALL	0- 2	0- 4	11- 2				
9- 2	0- 0	1- 0	HOME	0- 0	0- 1	8- 1				
3- 8	0- 1	0- 1	AWAY	0- 2	0- 3	3- 1				
0- 0	0- 0	0- 0	NEUTRAL	0- 0	0- 0	0- 0				
3- 6	0- 1	0- 0	NON-CONFERENCE	0- 1	0- 3	3- 1				
3- 1	0- 0	0- 0	HOME	0- 0	0- 1	3- 0				
0- 5	0- 1	0- 0	AWAY	0- 1	0- 2	0- 1				
0- 0	0- 0	0- 0	NEUTRAL	0- 0	0- 0	0- 0				
9- 4	0- 0	1- 1	CONFERENCE	0- 1	0- 1	8- 1				
6- 1	0- 0	1- 0	HOME	0- 0	0- 0	5- 1				
3- 3	0- 0	0- 1	AWAY	0- 1	0- 1	3- 0				
0- 0	0- 0	0- 0	NEUTRAL	0- 0	0- 0	0- 0				

RPI 1-25				RPI 26-50				RPI 51-100				RPI 101+ Team's RPI: 151			
RPI	S	Opponent	Score	RPI	S	Opponent	Score	RPI	S	Opponent	Score	RPI	S	Opponent	Score
14	A	South Carolina	44 77	47	A	Chattanooga	40 63	77	A	Davidson	62 77	101	H	American	68 69
				47	H	Chattanooga	70 60	89	A	East Carolina	64 71	122	A	North Carolina St.	73 88
												124	A	Appalachian St.	62 80
												149	A	N.C. A&T	65 75
												160	A	Campbell	69 79
												205	H	Furman	79 69
												208	A	Col. of Charleston	63 56
												208	H	Col. of Charleston	55 57
												214	H	VCU	74 58
												242	H	Samford	65 41
												300	H	Morgan St.	74 54
												302	H	UNC Wilmington	67 61
												313	H	Ga. Southern	70 59
												314	A	Western Caro.	64 48
												314	H	Western Caro.	60 51
												317	A	Wofford	67 57
												319	H	UNC Greensboro	71 60
LAST 12 Division I GAMES:															
				47	A	Chattanooga	40 63	205	H	Furman	79 69				
				314	H	Western Caro.	60 51	319	H	UNC Greensboro	71 60				
				124	A	Appalachian St.	62 80	317	A	Wofford	67 57				
				313	H	Ga. Southern	70 59	47	H	Chattanooga	70 60				
				77	A	Davidson	62 77	242	H	Samford	65 41				
				208	A	Col. of Charleston	63 56	149	A	N.C. A&T	65 75				

Non-Div I Games:

Elon

Evansville

Average RPI Win:	215	WON-LOST	WINNING	LAST 10	STRENGTH OF	OPP. STRENGTH	TEAM	ADJ.	CONF.	ADJ CONF.
Average RPI Loss:	107	RECORD	PCT. RANK	GAMES	SCHEDULE	OF SCHEDULE	RPI	RPI	RPI	RPI
DIV. I ONLY	8- 13	235	6- 4	97	126	168	168	10	10	
DIV. I NON-CONF.	2- 9	309	0- 2	63	143	221	221	9	9	
TOTALS	RPI 1-25	RPI 26-50	W-L RECORDS	RPI 51-100	RPI 101-150	RPI 150+				
8- 13	0- 0	0- 2	OVERALL	1- 5	2- 2	5- 4				
4- 4	0- 0	0- 1	HOME	0- 1	1- 0	3- 2				
4- 8	0- 0	0- 1	AWAY	1- 3	1- 2	2- 2				
0- 1	0- 0	0- 0	NEUTRAL	0- 1	0- 0	0- 0				
2- 9	0- 0	0- 1	NON-CONFERENCE	0- 4	0- 1	2- 3				
1- 2	0- 0	0- 0	HOME	0- 0	0- 0	1- 2				
1- 6	0- 0	0- 1	AWAY	0- 3	0- 1	1- 1				
0- 1	0- 0	0- 0	NEUTRAL	0- 1	0- 0	0- 0				
6- 4	0- 0	0- 1	CONFERENCE	1- 1	2- 1	3- 1				
3- 2	0- 0	0- 1	HOME	0- 1	1- 0	2- 0				
3- 2	0- 0	0- 0	AWAY	1- 0	1- 1	1- 1				
0- 0	0- 0	0- 0	NEUTRAL	0- 0	0- 0	0- 0				

RPI S	Opponent	Score	RPI S	Opponent	Score	RPI S	Opponent	Score	RPI S	Opponent	Score	Team's RPI: 168
32	H Creighton	63 70	54	A Illinois	52 84	117	A UNI	64 75				
39	A Toledo	50 60	72	A Ohio St.	33 78	120	A Eastern Ill.	57 70				
			78	H Wichita St.	45 49	121	A Indiana St.	55 54				
			80	N Hampton	45 64	135	H Missouri St.	77 53				
			85	A Illinois St.	71 57	158	A Bradley	52 78				
			90	A Wisconsin	55 73	161	H UT Martin	57 73				
						187	H Saint Louis	59 63				
						200	A Murray St.	62 76				
						211	A Ball St.	54 45				
						271	H San Jose St.	74 65				
						280	H Drake	68 62				
						309	A Southern Ill.	52 41				
						309	H Southern Ill.	71 65				
LAST 12 Division I GAMES:												
309	A Southern Ill.	52 41	85	A Illinois St.	71 57							
117	A UNI	64 75	309	H Southern Ill.	71 65							
158	A Bradley	52 78	32	H Creighton	63 70							
78	H Wichita St.	45 49	280	H Drake	68 62							
135	H Missouri St.	77 53	80	N Hampton	45 64							
121	A Indiana St.	55 54	39	A Toledo	50 60							

Non-Div I Games:

Evansville

Loss, Non-Conf, S Site, H Home A Away N Neutral

Average RPI Win:	213	WON-LOST	WINNING	LAST 10	STRENGTH OF	OPP. STRENGTH	TEAM	ADJ.	CONF.	ADJ CONF.
Average RPI Loss:	64	RECORD	PCT. RANK	GAMES	SCHEDULE	OF SCHEDULE	RPI	RPI	RPI	RPI
DIV. I ONLY	18- 5	33	10- 0	155	156	62	62	29	29	
DIV. I NON-CONF.	7- 5	131	1- 0	51	20	70	70	28	28	
TOTALS	RPI 1-25	RPI 26-50	W-L RECORDS	RPI 51-100	RPI 101-150	RPI 150+				
18- 5	0- 1	0- 1	OVERALL	3- 2	4- 0	11- 1				
9- 1	0- 0	0- 0	HOME	2- 0	1- 0	6- 1				
8- 2	0- 0	0- 0	AWAY	0- 2	3- 0	5- 0				
1- 2	0- 1	0- 1	NEUTRAL	1- 0	0- 0	0- 0				
7- 5	0- 1	0- 1	NON-CONFERENCE	2- 2	3- 0	2- 1				
4- 1	0- 0	0- 0	HOME	1- 0	1- 0	2- 1				
2- 2	0- 0	0- 0	AWAY	0- 2	2- 0	0- 0				
1- 2	0- 1	0- 1	NEUTRAL	1- 0	0- 0	0- 0				
11- 0	0- 0	0- 0	CONFERENCE	1- 0	1- 0	9- 0				
5- 0	0- 0	0- 0	HOME	1- 0	0- 0	4- 0				
6- 0	0- 0	0- 0	AWAY	0- 0	1- 0	5- 0				
0- 0	0- 0	0- 0	NEUTRAL	0- 0	0- 0	0- 0				

RPI 1-25				RPI 26-50				RPI 51-100				Team's RPI: 62	RPI 101+				
RPI	S	Opponent	Score	RPI	S	Opponent	Score	RPI	S	Opponent	Score		RPI	S	Opponent	Score	
14	N	South Carolina	46 65	28	N	DePaul	58 60	56	A	Charlotte	60 79		104	A	Richmond	70 62	
								59	H	LSU	76 70		118	H	FIU	69 45	
								68	A	South Fla.	46 67		125	A	Virginia Tech	63 56	
								80	N	Hampton	70 59		134	A	Mercer	70 41	
								100	H	Stetson	74 55		155	H	UCF	53 60	
													218	H	Northern Ky.	79 50	
													239	A	East Tenn. St.	97 60	
													243	A	North Florida	66 50	
													243	H	North Florida	53 42	
													272	A	USC Upstate	77 54	
													272	H	USC Upstate	72 49	
													316	A	Jacksonville	80 49	
													316	H	Jacksonville	74 57	
													328	A	Kennesaw St.	62 35	
													333	H	Maine	79 49	
													336	H	Lipscomb	67 37	
LAST 12 Division I GAMES:																	
				272	H	USC Upstate	72 49					272	A	USC Upstate	77 54		
				243	A	North Florida	66 50					239	A	East Tenn. St.	97 60		
				316	A	Jacksonville	80 49					243	H	North Florida	53 42		
				100	H	Stetson	74 55					316	H	Jacksonville	74 57		
				336	H	Lipscomb	67 37					134	A	Mercer	70 41		
				218	H	Northern Ky.	79 50					328	A	Kennesaw St.	62 35		

Non-Div I Games: Warner 100 31

FGCU

■ Loss,
 ■ Non-Conf,
 ■ S Site,
 ■ H Home
 ■ A Away
 N Neutral

Average RPI Win:	183	WON-LOST	WINNING	LAST 10	STRENGTH OF	OPP. STRENGTH	TEAM	ADJ.	CONF.	ADJ CONF.
Average RPI Loss:	115	RECORD	PCT. RANK	GAMES	SCHEDULE	OF SCHEDULE	RPI	RPI	RPI	RPI
DIV. I ONLY	15- 9	96	6- 4	146	94	118	118	12	12	
DIV. I NON-CONF.	6- 3	84	1- 0	129	23	104	104	13	13	
TOTALS	RPI 1-25	RPI 26-50	W-L RECORDS	RPI 51-100	RPI 101-150	RPI 150+				
15- 9	0- 0	1- 0	OVERALL	2- 5	1- 2	11- 2				
9- 6	0- 0	1- 0	HOME	0- 3	1- 1	7- 2				
6- 3	0- 0	0- 0	AWAY	2- 2	0- 1	4- 0				
0- 0	0- 0	0- 0	NEUTRAL	0- 0	0- 0	0- 0				
6- 3	0- 0	1- 0	NON-CONFERENCE	0- 3	1- 0	4- 0				
5- 2	0- 0	1- 0	HOME	0- 2	1- 0	3- 0				
1- 1	0- 0	0- 0	AWAY	0- 1	0- 0	1- 0				
0- 0	0- 0	0- 0	NEUTRAL	0- 0	0- 0	0- 0				
9- 6	0- 0	0- 0	CONFERENCE	2- 2	0- 2	7- 2				
4- 4	0- 0	0- 0	HOME	0- 1	0- 1	4- 2				
5- 2	0- 0	0- 0	AWAY	2- 1	0- 1	3- 0				
0- 0	0- 0	0- 0	NEUTRAL	0- 0	0- 0	0- 0				

RPI	S	Opponent	Score	RPI	S	Opponent	Score	RPI	S	Opponent	Score	RPI	S	Opponent	Score	Team's RPI: 118
33	H	Iowa	66 65	55	A	Middle Tenn.	58 51	106	H	Northeastern	66 56					
				55	H	Middle Tenn.	51 61	139	A	Arkansas St.	43 49					
				59	H	LSU	69 76	139	H	Arkansas St.	57 60					
				62	A	FGCU	45 69	155	H	UCF	66 49					
				81	H	Georgia Tech	63 65	175	A	South Ala.	50 46					
				88	A	Western Ky.	56 62	175	H	South Ala.	63 49					
				93	A	UALR	55 53	183	H	Dartmouth	64 57					
								189	A	North Texas	72 63					
								189	H	North Texas	68 70					
								192	H	Fla. Atlantic	65 55					
								221	H	La.-Monroe	61 71					
								243	H	North Florida	63 44					
								281	A	Florida A&M	70 69					
								284	A	La.-Lafayette	64 63					
								284	H	La.-Lafayette	63 47					
								290	H	Troy	82 76					
LAST 12 Division I GAMES:																
189	A	North Texas	72 63	290	H	Troy	82 76									
192	H	Fla. Atlantic	65 55	189	H	North Texas	68 70									
221	H	La.-Monroe	61 71	93	A	UALR	55 53									
55	H	Middle Tenn.	51 61	139	A	Arkansas St.	43 49									
175	A	South Ala.	50 46	284	H	La.-Lafayette	63 47									
284	A	La.-Lafayette	64 63	281	A	Florida A&M	70 69									

Non-Div I Games:

FIU

■ Loss,
 ■ Non-Conf, S Site,
 ■ Home
 ■ Away
 N Neutral

Average RPI Win:	256	WON-LOST	WINNING	LAST 10	STRENGTH OF	OPP. STRENGTH	TEAM	ADJ.	CONF.	ADJ CONF.
Average RPI Loss:	134	RECORD	PCT. RANK	GAMES	SCHEDULE	OF SCHEDULE	RPI	RPI	RPI	RPI
DIV. I ONLY	13- 9	114	6- 4	268	220	177	177	26	26	
DIV. I NON-CONF.	6- 5	146	1- 0	244	177	182	182	23	23	
TOTALS	RPI 1-25	RPI 26-50	W-L RECORDS	RPI 51-100	RPI 101-150	RPI 150+				
13- 9	0- 1	0- 2	OVERALL	0- 1	1- 0	12- 5				
8- 3	0- 0	0- 0	HOME	0- 0	0- 0	8- 3				
4- 6	0- 1	0- 2	AWAY	0- 1	1- 0	3- 2				
1- 0	0- 0	0- 0	NEUTRAL	0- 0	0- 0	1- 0				
6- 5	0- 1	0- 1	NON-CONFERENCE	0- 1	1- 0	5- 2				
4- 1	0- 0	0- 0	HOME	0- 0	0- 0	4- 1				
1- 4	0- 1	0- 1	AWAY	0- 1	1- 0	0- 1				
1- 0	0- 0	0- 0	NEUTRAL	0- 0	0- 0	1- 0				
7- 4	0- 0	0- 1	CONFERENCE	0- 0	0- 0	7- 3				
4- 2	0- 0	0- 0	HOME	0- 0	0- 0	4- 2				
3- 2	0- 0	0- 1	AWAY	0- 0	0- 0	3- 1				
0- 0	0- 0	0- 0	NEUTRAL	0- 0	0- 0	0- 0				

RPI	S	Opponent	Score	RPI	S	Opponent	Score	RPI	S	Opponent	Score	RPI	S	Opponent	Score	Team's RPI: 177
23	A	Iowa St.	43 60	44	A	Marist	56 61	60	A	Florida	49 71	110	A	Butler	54 45	
				46	A	Saint Joseph's	38 51					174	A	Iona	60 54	
												174	H	Iona	47 62	
												203	H	La Salle	50 60	
												210	A	Rider	44 55	
												210	H	Rider	57 69	
												217	H	St. Bonaventure	52 49	
												231	H	Loyola Maryland	64 54	
												237	A	Lehigh	42 47	
												241	H	Niagara	61 54	
												258	A	Siena	66 59	
												258	H	Siena	50 43	
												270	H	St. Francis Brooklyn	52 43	
												294	H	Brown	49 34	
												303	H	Vermont	51 47	
												322	N	Wagner	81 44	
												324	H	Manhattan	76 50	
												331	A	Saint Peter's	58 50	
LAST 12 Division I GAMES:																
210	A	Rider	44 55	174	A	Iona	60 54									
174	H	Iona	47 62	241	H	Niagara	61 54									
331	A	Saint Peter's	58 50	258	A	Siena	66 59									
210	H	Rider	57 69	44	A	Marist	56 61									
258	H	Siena	50 43	231	H	Loyola Maryland	64 54									
324	H	Manhattan	76 50	322	N	Wagner	81 44									

Non-Div I Games:

Fairfield

Average RPI Win:	278	WON-LOST	WINNING	LAST 10	STRENGTH OF	OPP. STRENGTH	TEAM	ADJ.	CONF.	ADJ CONF.
Average RPI Loss:	180	RECORD	PCT. RANK	GAMES	SCHEDULE	OF SCHEDULE	RPI	RPI	RPI	RPI
DIV. I ONLY	9- 13	214	3- 7	283	312	252	252	25	25	
DIV. I NON-CONF.	5- 6	189	1- 0	223	325	189	189	22	22	
TOTALS	RPI 1-25	RPI 26-50	W-L RECORDS	RPI 51-100	RPI 101-150	RPI 150+				
9- 13	0- 1	0- 1	OVERALL	0- 2	0- 1	9- 8				
3- 5	0- 0	0- 0	HOME	0- 0	0- 1	3- 4				
5- 7	0- 1	0- 1	AWAY	0- 1	0- 0	5- 4				
1- 1	0- 0	0- 0	NEUTRAL	0- 1	0- 0	1- 0				
5- 6	0- 1	0- 1	NON-CONFERENCE	0- 1	0- 0	5- 3				
1- 1	0- 0	0- 0	HOME	0- 0	0- 0	1- 1				
3- 4	0- 1	0- 1	AWAY	0- 0	0- 0	3- 2				
1- 1	0- 0	0- 0	NEUTRAL	0- 1	0- 0	1- 0				
4- 7	0- 0	0- 0	CONFERENCE	0- 1	0- 1	4- 5				
2- 4	0- 0	0- 0	HOME	0- 0	0- 1	2- 3				
2- 3	0- 0	0- 0	AWAY	0- 1	0- 0	2- 2				
0- 0	0- 0	0- 0	NEUTRAL	0- 0	0- 0	0- 0				

RPI 1-25				RPI 26-50				RPI 51-100				RPI 101+ Team's RPI: 252			
RPI	S	Opponent	Score	RPI	S	Opponent	Score	RPI	S	Opponent	Score	RPI	S	Opponent	Score
5	A	Penn St.	44 101	35	A	Syracuse	47 94	58	A	Quinnipiac	39 66	126	H	Saint Francis (PA)	50 68
								63	N	Boston U.	42 68	179	H	Army	52 57
												198	A	Stony Brook	56 49
												202	A	Monmouth	53 61
												202	H	Monmouth	71 76
												224	H	Central Conn. St.	55 53
												228	A	Mt. St. Mary's	69 60
												258	A	Siena	56 76
												270	A	St. Francis Brooklyn	56 64
												277	H	Robert Morris	80 68
												278	H	Bryant	53 66
												295	H	NJIT	67 58
												301	N	Binghamton	54 41
												322	A	Wagner	68 59
												324	A	Manhattan	53 47
												326	H	LIU Brooklyn	62 70
												331	A	Saint Peter's	55 50
												343	A	Columbia	47 54
LAST 12 Division I GAMES:															
202	H	Monmouth	71 76	270	A	St. Francis Brooklyn	56 64								
278	H	Bryant	53 66	277	H	Robert Morris	80 68								
224	H	Central Conn. St.	55 53	126	H	Saint Francis (PA)	50 68								
202	A	Monmouth	53 61	228	A	Mt. St. Mary's	69 60								
58	A	Quinnipiac	39 66	322	A	Wagner	68 59								
326	H	LIU Brooklyn	62 70	301	N	Binghamton	54 41								

Non-Div I Games:

Fairleigh Dickinson

■ Loss,
 ■ Non-Conf,
 S Site,
 ■ Home
 ■ Away
 N Neutral

Fla. Atlantic

Through Games Of Sunday, February 10, 2013

Average RPI Win:	246	WON-LOST	WINNING	LAST 10	STRENGTH OF	OPP. STRENGTH	TEAM	ADJ.	CONF.	ADJ CONF.
Average RPI Loss:	124	RECORD	PCT. RANK	GAMES	SCHEDULE	OF SCHEDULE	RPI	RPI	RPI	RPI
DIV. I ONLY	11- 12	170	3- 7	223	148	192	192	12	12	
DIV. I NON-CONF.	3- 5	226	0- 0	295	229	253	253	13	13	
TOTALS	RPI 1-25	RPI 26-50	W-L RECORDS	RPI 51-100	RPI 101-150	RPI 150+				
11- 12	0- 0	0- 1	OVERALL	0- 6	1- 2	10- 3				
6- 3	0- 0	0- 0	HOME	0- 2	1- 0	5- 1				
4- 9	0- 0	0- 1	AWAY	0- 4	0- 2	4- 2				
1- 0	0- 0	0- 0	NEUTRAL	0- 0	0- 0	1- 0				
3- 5	0- 0	0- 1	NON-CONFERENCE	0- 2	0- 0	3- 2				
1- 1	0- 0	0- 0	HOME	0- 1	0- 0	1- 0				
1- 4	0- 0	0- 1	AWAY	0- 1	0- 0	1- 2				
1- 0	0- 0	0- 0	NEUTRAL	0- 0	0- 0	1- 0				
8- 7	0- 0	0- 0	CONFERENCE	0- 4	1- 2	7- 1				
5- 2	0- 0	0- 0	HOME	0- 1	1- 0	4- 1				
3- 5	0- 0	0- 0	AWAY	0- 3	0- 2	3- 0				
0- 0	0- 0	0- 0	NEUTRAL	0- 0	0- 0	0- 0				

RPI S	Opponent	Score	RPI S	Opponent	Score	RPI S	Opponent	Score	RPI S	Opponent	Score	Team's RPI: 192
49	A Miami (FL)	61 76	55	A Middle Tenn.	59 73	118	A FIU	55 65	139	A Arkansas St.	56 74	
			55	H Middle Tenn.	67 70	139	H Arkansas St.	79 71	172	A Mississippi St.	58 59	
			88	A Western Ky.	68 86	175	A South Ala.	59 56	175	H South Ala.	67 56	
			90	A Wisconsin	73 82	189	H North Texas	79 67	221	A La.-Monroe	82 72	
			93	A UALR	45 77	221	H La.-Monroe	86 90	284	H La.-Lafayette	79 44	
			100	H Stetson	66 78	290	A Troy	81 80	290	H Troy	74 63	
						308	A Bethune-Cookman	61 71	309	N Southern Ill.	85 81	
						313	A Ga. Southern	75 55	316	H Jacksonville	96 79	
LAST 12 Division I GAMES:												
175	A South Ala.	59 56	189	H North Texas	79 67							
118	A FIU	55 65	290	H Troy	74 63							
55	H Middle Tenn.	67 70	88	A Western Ky.	68 86							
221	H La.-Monroe	86 90	55	A Middle Tenn.	59 73							
139	A Arkansas St.	56 74	284	H La.-Lafayette	79 44							
93	A UALR	45 77	221	A La.-Monroe	82 72							

Non-Div I Games:

Fla. Atlantic

Loss, Non-Conf, S Site, H Home A Away N Neutral

Florida

Through Games Of Sunday, February 10, 2013

Average RPI Win:	161	WON-LOST	WINNING	LAST 10	STRENGTH OF	OPP. STRENGTH	TEAM	ADJ.	CONF.	ADJ CONF.
Average RPI Loss:	58	RECORD	PCT. RANK	GAMES	SCHEDULE	OF SCHEDULE	RPI	RPI	RPI	RPI
DIV. I ONLY	15- 9	96	4- 6	51	51	60	60	4	4	
DIV. I NON-CONF.	11- 3	41	2- 0	123	71	48	48	6	6	
TOTALS	RPI 1-25	RPI 26-50	W-L RECORDS	RPI 51-100	RPI 101-150	RPI 150+				
15- 9	0- 5	1- 1	OVERALL	3- 2	3- 0	8- 1				
10- 3	0- 2	1- 0	HOME	2- 0	1- 0	6- 1				
3- 5	0- 3	0- 1	AWAY	1- 1	0- 0	2- 0				
2- 1	0- 0	0- 0	NEUTRAL	0- 1	2- 0	0- 0				
11- 3	0- 1	1- 1	NON-CONFERENCE	1- 1	2- 0	7- 0				
8- 0	0- 0	1- 0	HOME	1- 0	0- 0	6- 0				
1- 2	0- 1	0- 1	AWAY	0- 0	0- 0	1- 0				
2- 1	0- 0	0- 0	NEUTRAL	0- 1	2- 0	0- 0				
4- 6	0- 4	0- 0	CONFERENCE	2- 1	1- 0	1- 1				
2- 3	0- 2	0- 0	HOME	1- 0	1- 0	0- 1				
2- 3	0- 2	0- 0	AWAY	1- 1	0- 0	1- 0				
0- 0	0- 0	0- 0	NEUTRAL	0- 0	0- 0	0- 0				

RPI 1-25				RPI 26-50				RPI 51-100 Team's RPI: 60				RPI 101+			
RPI	S	Opponent	Score	RPI	S	Opponent	Score	RPI	S	Opponent	Score	RPI	S	Opponent	Score
7	H	Tennessee	75 78	29	A	Michigan	53 59	59	H	LSU	77 72	117	N	UNI	80 63
10	A	Kentucky	69 76	48	H	Pacific	89 82	69	H	Central Mich.	81 75	122	N	North Carolina St.	66 64
14	H	South Carolina	44 52					87	A	Missouri	64 69	133	H	Alabama	87 54
16	A	Florida St.	67 98					92	A	Auburn	65 57	162	H	Holy Cross	81 50
17	A	Georgia	52 69					98	N	Arizona St.	58 74	172	A	Mississippi St.	61 55
												177	H	Fairfield	71 49
												203	A	La Salle	74 50
												229	H	Georgia St.	84 65
												243	H	North Florida	74 44
												246	H	Ole Miss	81 88
												290	H	Troy	87 62
												293	H	Savannah St.	88 38
LAST 12 Division I GAMES:															
92	A	Auburn	65 57	7	H	Tennessee	75 78	172	A	Mississippi St.	61 55				
133	H	Alabama	87 54	59	H	LSU	77 72	10	A	Kentucky	69 76				
87	A	Missouri	64 69	162	H	Holy Cross	81 50	69	H	Central Mich.	81 75				
17	A	Georgia	52 69												
246	H	Ole Miss	81 88												
14	H	South Carolina	44 52												

Non-Div I Games:

Florida

Loss, Non-Conf, S Site, H Home A Away N Neutral

Average RPI Win:	283	WON-LOST	WINNING	LAST 10	STRENGTH OF	OPP. STRENGTH	TEAM	ADJ.	CONF.	ADJ CONF.
Average RPI Loss:	180	RECORD	PCT. RANK	GAMES	SCHEDULE	OF SCHEDULE	RPI	RPI	RPI	RPI
DIV. I ONLY	9- 13	214	6- 4	312	316	281	281	30	30	
DIV. I NON-CONF.	3- 10	295	0- 3	191	266	271	271	30	30	
TOTALS	RPI 1-25	RPI 26-50	W-L RECORDS	RPI 51-100	RPI 101-150	RPI 150+				
9- 13	0- 0	0- 0	OVERALL	0- 3	1- 2	8- 8				
3- 6	0- 0	0- 0	HOME	0- 0	0- 2	3- 4				
4- 6	0- 0	0- 0	AWAY	0- 2	0- 0	4- 4				
2- 1	0- 0	0- 0	NEUTRAL	0- 1	1- 0	1- 0				
3- 10	0- 0	0- 0	NON-CONFERENCE	0- 3	1- 1	2- 6				
0- 4	0- 0	0- 0	HOME	0- 0	0- 1	0- 3				
1- 5	0- 0	0- 0	AWAY	0- 2	0- 0	1- 3				
2- 1	0- 0	0- 0	NEUTRAL	0- 1	1- 0	1- 0				
6- 3	0- 0	0- 0	CONFERENCE	0- 0	0- 1	6- 2				
3- 2	0- 0	0- 0	HOME	0- 0	0- 1	3- 1				
3- 1	0- 0	0- 0	AWAY	0- 0	0- 0	3- 1				
0- 0	0- 0	0- 0	NEUTRAL	0- 0	0- 0	0- 0				

RPI S	Opponent	Score	RPI S	Opponent	Score	RPI S	Opponent	Score	RPI S	Opponent	Score	Team's RPI: 281
						68 A	South Fla.	75 100	118 H	FIU	69 70	
						88 N	Western Ky.	57 71	126 N	Saint Francis (PA)	69 65	
						100 A	Stetson	67 88	149 H	N.C. A&T	52 73	
									152 A	South Carolina St.	61 56	
									157 A	Wake Forest	60 80	
									167 H	Southern Miss.	71 88	
									172 A	Mississippi St.	57 67	
									214 H	VCU	57 86	
									229 A	Georgia St.	58 77	
									283 H	Delaware St.	53 57	
									288 H	Southeastern La.	59 62	
									293 A	Savannah St.	59 49	
									308 A	Bethune-Cookman	49 59	
									308 H	Bethune-Cookman	76 60	
									316 A	Jacksonville	72 69	
									332 H	UMES	67 54	
									337 N	Kent St.	70 56	
									342 A	N.C. Central	63 50	
									342 H	N.C. Central	52 35	
LAST 12 Division I GAMES:												
342 A	N.C. Central	63 50	149 H	N.C. A&T	52 73							
308 A	Bethune-Cookman	49 59	342 H	N.C. Central	52 35							
283 H	Delaware St.	53 57	308 H	Bethune-Cookman	76 60							
332 H	UMES	67 54	118 H	FIU	69 70							
152 A	South Carolina St.	61 56	68 A	South Fla.	75 100							
293 A	Savannah St.	59 49	88 N	Western Ky.	57 71							

Non-Div I Games:

Florida A&M

■ Loss,
 ■ Non-Conf,
 ■ S Site,
 ■ H Home
 ■ A Away
 N Neutral

Average RPI Win:	126	WON-LOST	WINNING	LAST 10	STRENGTH OF	OPP. STRENGTH	TEAM	ADJ.	CONF.	ADJ CONF.
Average RPI Loss:	51	RECORD	PCT. RANK	GAMES	SCHEDULE	OF SCHEDULE	RPI	RPI	RPI	RPI
DIV. I ONLY	19- 4	23	7- 3	52	34	16	16	5	5	
DIV. I NON-CONF.	10- 1	16	0- 0	29	153	6	6	4	4	
TOTALS	RPI 1-25	RPI 26-50	W-L RECORDS	RPI 51-100	RPI 101-150	RPI 150+				
19- 4	0- 3	4- 0	OVERALL	5- 0	5- 0	5- 1				
11- 1	0- 0	2- 0	HOME	3- 0	3- 0	3- 1				
6- 3	0- 3	1- 0	AWAY	2- 0	2- 0	1- 0				
2- 0	0- 0	1- 0	NEUTRAL	0- 0	0- 0	1- 0				
10- 1	0- 1	2- 0	NON-CONFERENCE	3- 0	1- 0	4- 0				
6- 0	0- 0	1- 0	HOME	2- 0	1- 0	2- 0				
2- 1	0- 1	0- 0	AWAY	1- 0	0- 0	1- 0				
2- 0	0- 0	1- 0	NEUTRAL	0- 0	0- 0	1- 0				
9- 3	0- 2	2- 0	CONFERENCE	2- 0	4- 0	1- 1				
5- 1	0- 0	1- 0	HOME	1- 0	2- 0	1- 1				
4- 2	0- 2	1- 0	AWAY	1- 0	2- 0	0- 0				
0- 0	0- 0	0- 0	NEUTRAL	0- 0	0- 0	0- 0				

RPI 1-25				Team's RPI: 16		RPI 26-50				RPI 51-100				RPI 101+			
RPI	S	Opponent	Score	RPI	S	Opponent	Score	RPI	S	Opponent	Score	RPI	S	Opponent	Score		
8	A	Maryland	64 71	33	H	Iowa	83 69	56	A	Charlotte	70 54	105	A	Boston College	67 57		
15	A	North Carolina	62 72	36	N	Vanderbilt	73 59	60	H	Florida	98 67	105	H	Boston College	76 70		
25	A	Nebraska	77 78	49	A	Miami (FL)	93 78	81	A	Georgia Tech	85 78	122	A	North Carolina St.	82 74		
				49	H	Miami (FL)	86 65	81	H	Georgia Tech	76 71	125	H	Virginia Tech	70 56		
								100	H	Stetson	76 44	134	H	Mercer	94 42		
												157	H	Wake Forest	72 80		
												186	N	Eastern Ky.	90 51		
												190	H	Clemson	83 61		
												242	H	Samford	77 42		
												319	A	UNC Greensboro	93 63		
												320	H	Grambling	96 60		
LAST 12 Division I GAMES:																	
				49	A	Miami (FL)	93 78	105	A	Boston College	67 57						
				190	H	Clemson	83 61	49	H	Miami (FL)	86 65						
				15	A	North Carolina	62 72	157	H	Wake Forest	72 80						
				125	H	Virginia Tech	70 56	8	A	Maryland	64 71						
				81	H	Georgia Tech	76 71	81	A	Georgia Tech	85 78						
				122	A	North Carolina St.	82 74	105	H	Boston College	76 70						

Non-Div I Games:

Florida St.

Average RPI Win:	208	WON-LOST	WINNING	LAST 10	STRENGTH OF	OPP. STRENGTH	TEAM	ADJ.	CONF.	ADJ CONF.
Average RPI Loss:	108	RECORD	PCT. RANK	GAMES	SCHEDULE	OF SCHEDULE	RPI	RPI	RPI	RPI
DIV. I ONLY	16- 7	65	8- 2	148	138	82	82	8	8	
DIV. I NON-CONF.	10- 5	84	3- 1	197	232	115	115	8	8	
TOTALS	RPI 1-25	RPI 26-50	W-L RECORDS	RPI 51-100	RPI 101-150	RPI 150+				
16- 7	0- 1	0- 3	OVERALL	2- 0	2- 0	12- 3				
9- 3	0- 1	0- 0	HOME	0- 0	1- 0	8- 2				
7- 4	0- 0	0- 3	AWAY	2- 0	1- 0	4- 1				
0- 0	0- 0	0- 0	NEUTRAL	0- 0	0- 0	0- 0				
10- 5	0- 0	0- 2	NON-CONFERENCE	1- 0	1- 0	8- 3				
6- 2	0- 0	0- 0	HOME	0- 0	0- 0	6- 2				
4- 3	0- 0	0- 2	AWAY	1- 0	1- 0	2- 1				
0- 0	0- 0	0- 0	NEUTRAL	0- 0	0- 0	0- 0				
6- 2	0- 1	0- 1	CONFERENCE	1- 0	1- 0	4- 0				
3- 1	0- 1	0- 0	HOME	0- 0	1- 0	2- 0				
3- 1	0- 0	0- 1	AWAY	1- 0	0- 0	2- 0				
0- 0	0- 0	0- 0	NEUTRAL	0- 0	0- 0	0- 0				

RPI 1-25				RPI 26-50				RPI 51-100				Team's RPI: 82	RPI 101+			
RPI	S	Opponent	Score	RPI	S	Opponent	Score	RPI	S	Opponent	Score		RPI	S	Opponent	Score
18	H	Dayton	57 68	31	A	Duquesne	50 68	56	A	Charlotte	59 56		101	A	American	71 50
				45	A	Marquette	48 51	96	A	Albany (NY)	60 43		104	H	Richmond	47 40
				48	A	Pacific	40 62						162	H	Holy Cross	67 60
													198	H	Stony Brook	46 58
													199	A	Yale	53 67
													203	A	La Salle	69 49
													207	A	San Francisco	55 48
													214	H	VCU	71 41
													220	H	Lafayette	50 54
													222	A	Xavier	48 41
													238	H	Colorado St.	64 59
													262	H	Southern U.	56 44
													264	A	Cornell	58 50
													283	H	Delaware St.	69 38
													289	H	Massachusetts	69 57
													300	H	Morgan St.	72 56
													324	H	Manhattan	55 45
LAST 12 Division I GAMES:																
18	H	Dayton	57 68	289	H	Massachusetts	69 57									
203	A	La Salle	69 49	56	A	Charlotte	59 56									
214	H	VCU	71 41	162	H	Holy Cross	67 60									
31	A	Duquesne	50 68	101	A	American	71 50									
222	A	Xavier	48 41	238	H	Colorado St.	64 59									
104	H	Richmond	47 40	220	H	Lafayette	50 54									

Non-Div I Games:

Fordham

Average RPI Win: 221	WON-LOST	WINNING	LAST 10	STRENGTH OF	OPP. STRENGTH	TEAM	ADJ.	CONF.	ADJ CONF.
Average RPI Loss: 104	RECORD	PCT. RANK	GAMES	SCHEDULE	OF SCHEDULE	RPI	RPI	RPI	RPI
DIV. I ONLY	14- 7	75	8- 2	243	107	95	95	17	17
DIV. I NON-CONF.	7- 5	131	2- 1	285	49	151	151	17	17
<hr/>									
TOTALS	RPI 1-25	RPI 26-50	W-L RECORDS	RPI 51-100	RPI 101-150	RPI 150+			
14- 7	0- 1	1- 2	OVERALL	0- 1	3- 1	10- 2			
8- 1	0- 0	0- 1	HOME	0- 0	3- 0	5- 0			
6- 6	0- 1	1- 1	AWAY	0- 1	0- 1	5- 2			
0- 0	0- 0	0- 0	NEUTRAL	0- 0	0- 0	0- 0			
7- 5	0- 1	0- 1	NON-CONFERENCE	0- 0	3- 1	4- 2			
5- 0	0- 0	0- 0	HOME	0- 0	3- 0	2- 0			
2- 5	0- 1	0- 1	AWAY	0- 0	0- 1	2- 2			
0- 0	0- 0	0- 0	NEUTRAL	0- 0	0- 0	0- 0			
7- 2	0- 0	1- 1	CONFERENCE	0- 1	0- 0	6- 0			
3- 1	0- 0	0- 1	HOME	0- 0	0- 0	3- 0			
4- 1	0- 0	1- 0	AWAY	0- 1	0- 0	3- 0			
0- 0	0- 0	0- 0	NEUTRAL	0- 0	0- 0	0- 0			

RPI 1-25				RPI 26-50				RPI 51-100				Team's RPI: 95	RPI 101+			
RPI	S	Opponent	Score	RPI	S	Opponent	Score	RPI	S	Opponent	Score		RPI	S	Opponent	Score
3	A	Stanford	61 72	43	A	San Diego St.	80 72	66	A	Wyoming	71 78		114	H	Cal St. Northridge	68 53
				43	H	San Diego St.	49 74						123	A	Santa Clara	53 58
				48	A	Pacific	56 66						129	H	Washington St.	82 59
													137	H	Southern California	65 60
													197	A	Portland	69 76
													207	A	San Francisco	72 63
													209	H	New Mexico	69 65
													238	A	Colorado St.	69 58
													245	A	UNLV	72 66
													247	H	Boise St.	70 57
													251	A	Oregon	64 65
													276	A	CSU Bakersfield	77 68
													298	A	Nevada	74 56
													305	H	Texas-Arlington	70 45
													320	H	Grambling	64 52
													323	H	Air Force	60 47
<hr/>																
LAST 12 Division I GAMES:																
				43	H	San Diego St.	49 74	66	A	Wyoming	71 78					
				245	A	UNLV	72 66	209	H	New Mexico	69 65					
				323	H	Air Force	60 47	43	A	San Diego St.	80 72					
				238	A	Colorado St.	69 58	276	A	CSU Bakersfield	77 68					
				247	H	Boise St.	70 57	123	A	Santa Clara	53 58					
				298	A	Nevada	74 56	207	A	San Francisco	72 63					

Non-Div I Games: Cal Maritime 82 43

Fresno St.

Average RPI Win: 247	WON-LOST	WINNING	LAST 10	STRENGTH OF	OPP. STRENGTH	TEAM	ADJ.	CONF.	ADJ CONF.
Average RPI Loss: 137	RECORD	PCT. RANK	GAMES	SCHEDULE	OF SCHEDULE	RPI	RPI	RPI	RPI
DIV. I ONLY	9- 12	205	6- 4	142	248	205	205	20	20
DIV. I NON-CONF.	3- 5	226	1- 0	78	91	154	154	26	26
TOTALS	RPI 1-25	RPI 26-50	W-L RECORDS	RPI 51-100	RPI 101-150	RPI 150+			
9- 12	0- 2	0- 2	OVERALL	0- 2	2- 1	7- 5			
5- 5	0- 0	0- 1	HOME	0- 2	2- 1	3- 1			
4- 7	0- 2	0- 1	AWAY	0- 0	0- 0	4- 4			
0- 0	0- 0	0- 0	NEUTRAL	0- 0	0- 0	0- 0			
3- 5	0- 2	0- 0	NON-CONFERENCE	0- 1	2- 0	1- 2			
2- 1	0- 0	0- 0	HOME	0- 1	2- 0	0- 0			
1- 4	0- 2	0- 0	AWAY	0- 0	0- 0	1- 2			
0- 0	0- 0	0- 0	NEUTRAL	0- 0	0- 0	0- 0			
6- 7	0- 0	0- 2	CONFERENCE	0- 1	0- 1	6- 3			
3- 4	0- 0	0- 1	HOME	0- 1	0- 1	3- 1			
3- 3	0- 0	0- 1	AWAY	0- 0	0- 0	3- 2			
0- 0	0- 0	0- 0	NEUTRAL	0- 0	0- 0	0- 0			

RPI 1-25				RPI 26-50				RPI 51-100				RPI 101+ Team's RPI: 205			
RPI	S	Opponent	Score	RPI	S	Opponent	Score	RPI	S	Opponent	Score	RPI	S	Opponent	Score
14	A	South Carolina	35 69	47	A	Chattanooga	40 83	73	H	Arkansas	38 73	108	H	High Point	64 62
17	A	Georgia	47 83	47	H	Chattanooga	57 60	77	H	Davidson	46 87	124	H	Appalachian St.	52 66
												134	H	Mercer	73 64
												151	A	Elon	69 79
												208	A	Col. of Charleston	80 71
												242	A	Samford	33 65
												242	H	Samford	59 55
												249	A	Marshall	46 52
												272	A	USC Upstate	85 80
												290	A	Troy	96 118
												313	A	Ga. Southern	56 42
												314	A	Western Caro.	46 45
												314	H	Western Caro.	83 88
												317	H	Wofford	70 61
												319	H	UNC Greensboro	67 48
LAST 12 Division I GAMES:															
314	A	Western Caro.	46 45	151	A	Elon	69 79								
242	H	Samford	59 55	77	H	Davidson	46 87								
47	H	Chattanooga	57 60	319	H	UNC Greensboro	67 48								
208	A	Col. of Charleston	80 71	313	A	Ga. Southern	56 42								
317	H	Wofford	70 61	124	H	Appalachian St.	52 66								
314	H	Western Caro.	83 88	272	A	USC Upstate	85 80								

Non-Div I Games: Tusculum 68 49

Furman

■ Loss,
 ■ Non-Conf,
 ■ S Site,
 ■ Home
 ■ A Away
 N Neutral

Ga. Southern

Through Games Of Sunday, February 10, 2013

Average RPI Win:	322	WON-LOST	WINNING	LAST 10	STRENGTH OF	OPP. STRENGTH	TEAM	ADJ.	CONF.	ADJ CONF.
Average RPI Loss:	173	RECORD	PCT. RANK	GAMES	SCHEDULE	OF SCHEDULE	RPI	RPI	RPI	RPI
DIV. I ONLY	4- 18	323	3- 7	218	322	313	313	20	20	
DIV. I NON-CONF.	1- 8	319	0- 1	262	339	332	332	26	26	
TOTALS	RPI 1-25	RPI 26-50	W-L RECORDS	RPI 51-100	RPI 101-150	RPI 150+				
4- 18	0- 0	0- 1	OVERALL	0- 4	0- 3	4- 10				
2- 6	0- 0	0- 0	HOME	0- 1	0- 2	2- 3				
1- 11	0- 0	0- 1	AWAY	0- 3	0- 1	1- 6				
1- 1	0- 0	0- 0	NEUTRAL	0- 0	0- 0	1- 1				
1- 8	0- 0	0- 0	NON-CONFERENCE	0- 2	0- 1	1- 5				
0- 2	0- 0	0- 0	HOME	0- 0	0- 1	0- 1				
0- 5	0- 0	0- 0	AWAY	0- 2	0- 0	0- 3				
1- 1	0- 0	0- 0	NEUTRAL	0- 0	0- 0	1- 1				
3- 10	0- 0	0- 1	CONFERENCE	0- 2	0- 2	3- 5				
2- 4	0- 0	0- 0	HOME	0- 1	0- 1	2- 2				
1- 6	0- 0	0- 1	AWAY	0- 1	0- 1	1- 3				
0- 0	0- 0	0- 0	NEUTRAL	0- 0	0- 0	0- 0				

RPI 1-25				RPI 26-50				RPI 51-100				RPI 101+				Team's RPI: 313	
RPI	S	Opponent	Score	RPI	S	Opponent	Score	RPI	S	Opponent	Score	RPI	S	Opponent	Score		
				47	A	Chattanooga	43 75	77	A	Davidson	49 61	124	A	Appalachian St.	47 79		
								77	H	Davidson	61 73	124	H	Appalachian St.	54 67		
								99	A	James Madison	44 93	134	H	Mercer	44 48		
								100	A	Stetson	39 70	151	A	Elon	59 70		
												192	H	Fla. Atlantic	55 75		
												205	H	Furman	42 56		
												208	A	Col. of Charleston	56 58		
												208	H	Col. of Charleston	60 65		
												229	A	Georgia St.	48 73		
												242	A	Samford	41 56		
												268	A	George Mason	53 54		
												308	N	Bethune-Cookman	48 59		
												314	H	Western Caro.	52 50		
												317	H	Wofford	61 58		
												319	A	UNC Greensboro	63 56		
												328	A	Kennesaw St.	39 53		
												337	N	Kent St.	71 47		
LAST 12 Division I GAMES:																	
				208	H	Col. of Charleston	60 65					242	A	Samford	41 56		
				124	H	Appalachian St.	54 67					47	A	Chattanooga	43 75		
				77	H	Davidson	61 73					205	H	Furman	42 56		
				151	A	Elon	59 70					314	H	Western Caro.	52 50		
				319	A	UNC Greensboro	63 56					208	A	Col. of Charleston	56 58		
				317	H	Wofford	61 58					99	A	James Madison	44 93		

Non-Div I Games:

Ga. Southern

■ Loss,
 ■ Non-Conf,
 ■ S Site,
 ■ H Home
 ■ A Away
 N Neutral

Average RPI Win:	316	WON-LOST	WINNING	LAST 10	STRENGTH OF	OPP. STRENGTH	TEAM	ADJ.	CONF.	ADJ CONF.
Average RPI Loss:	204	RECORD	PCT. RANK	GAMES	SCHEDULE	OF SCHEDULE	RPI	RPI	RPI	RPI
DIV. I ONLY	8- 12	221	4- 6	344	339	325	325	28	28	
DIV. I NON-CONF.	4- 3	138	1- 0	343	343	293	293	29	29	
TOTALS	RPI 1-25	RPI 26-50	W-L RECORDS	RPI 51-100	RPI 101-150	RPI 150+				
8- 12	0- 0	0- 0	OVERALL	0- 1	0- 2	8- 9				
4- 7	0- 0	0- 0	HOME	0- 1	0- 0	4- 6				
4- 5	0- 0	0- 0	AWAY	0- 0	0- 2	4- 3				
0- 0	0- 0	0- 0	NEUTRAL	0- 0	0- 0	0- 0				
4- 3	0- 0	0- 0	NON-CONFERENCE	0- 1	0- 1	4- 1				
2- 1	0- 0	0- 0	HOME	0- 1	0- 0	2- 0				
2- 2	0- 0	0- 0	AWAY	0- 0	0- 1	2- 1				
0- 0	0- 0	0- 0	NEUTRAL	0- 0	0- 0	0- 0				
4- 9	0- 0	0- 0	CONFERENCE	0- 0	0- 1	4- 8				
2- 6	0- 0	0- 0	HOME	0- 0	0- 0	2- 6				
2- 3	0- 0	0- 0	AWAY	0- 0	0- 1	2- 2				
0- 0	0- 0	0- 0	NEUTRAL	0- 0	0- 0	0- 0				

RPI 1-25			RPI 26-50			RPI 51-100			RPI 101+			Team's RPI: 325		
RPI	S	Opponent	Score	RPI	S	Opponent	Score	RPI	S	Opponent	Score			
								77	H	Davidson	56	59		
										108	A	High Point	42	64
										124	A	Appalachian St.	43	84
										153	H	Winthrop	55	60
										160	H	Campbell	49	59
										204	A	Presbyterian	48	57
										204	H	Presbyterian	55	38
										225	A	Longwood	75	87
										225	H	Longwood	62	70
										235	H	Radford	69	72
										297	H	Coastal Caro.	62	65
										317	A	Wofford	62	57
										319	A	UNC Greensboro	49	55
										321	A	Charleston So.	59	55
										321	H	Charleston So.	48	55
										328	A	Kennesaw St.	68	59
										336	H	Lipscomb	64	40
										341	A	UNC Asheville	58	45
										341	H	UNC Asheville	73	47
										342	H	N.C. Central	54	32
LAST 12 Division I GAMES:														
				321	H	Charleston So.	48	55		153	H	Winthrop	55	60
				204	H	Presbyterian	55	38		235	H	Radford	69	72
				341	H	UNC Asheville	73	47		160	H	Campbell	49	59
				321	A	Charleston So.	59	55		108	A	High Point	42	64
				204	A	Presbyterian	48	57		225	A	Longwood	75	87
				341	A	UNC Asheville	58	45		328	A	Kennesaw St.	68	59

Non-Div I Games: Tenn. Temple 86 34 Asbury 76 41 Montreat 84 50

Gardner-Webb

Loss, Non-Conf, S Site, H Home A Away N Neutral

Average RPI Win:	281	WON-LOST	WINNING	LAST 10	STRENGTH OF	OPP. STRENGTH	TEAM	ADJ.	CONF.	ADJ CONF.
Average RPI Loss:	133	RECORD	PCT. RANK	GAMES	SCHEDULE	OF SCHEDULE	RPI	RPI	RPI	RPI
DIV. I ONLY	7- 14	270	2- 8	167	202	268	268	14	14	
DIV. I NON-CONF.	5- 6	189	1- 1	226	282	244	244	15	15	
TOTALS	RPI 1-25	RPI 26-50	W-L RECORDS	RPI 51-100	RPI 101-150	RPI 150+				
7- 14	0- 2	0- 0	OVERALL	0- 2	1- 6	6- 4				
5- 7	0- 0	0- 0	HOME	0- 2	1- 4	4- 1				
1- 7	0- 2	0- 0	AWAY	0- 0	0- 2	1- 3				
1- 0	0- 0	0- 0	NEUTRAL	0- 0	0- 0	1- 0				
5- 6	0- 1	0- 0	NON-CONFERENCE	0- 1	1- 1	4- 3				
4- 2	0- 0	0- 0	HOME	0- 1	1- 1	3- 0				
0- 4	0- 1	0- 0	AWAY	0- 0	0- 0	0- 3				
1- 0	0- 0	0- 0	NEUTRAL	0- 0	0- 0	1- 0				
2- 8	0- 1	0- 0	CONFERENCE	0- 1	0- 5	2- 1				
1- 5	0- 0	0- 0	HOME	0- 1	0- 3	1- 1				
1- 3	0- 1	0- 0	AWAY	0- 0	0- 2	1- 0				
0- 0	0- 0	0- 0	NEUTRAL	0- 0	0- 0	0- 0				

RPI	S	Opponent	Score	RPI	S	Opponent	Score	RPI	S	Opponent	Score	RPI	S	Opponent	Score	Team's RPI: 268
8	A	Maryland	40 90					89	H	East Carolina	53 71	106	A	Northeastern	63 69	
21	A	Delaware	27 62					99	H	James Madison	55 71	106	H	Northeastern	51 60	
												128	A	Hofstra	67 72	
												128	H	Hofstra	53 67	
												130	H	Akron	49 65	
												136	H	Old Dominion	39 53	
												140	H	UAB	58 55	
												154	A	George Washington	52 60	
												229	H	Georgia St.	52 64	
												259	A	New Mexico St.	52 55	
												269	A	Oakland	58 62	
												280	N	Drake	76 70	
												296	A	Towson	65 54	
												300	H	Morgan St.	65 54	
												306	H	William & Mary	57 56	
												313	H	Ga. Southern	54 53	
												332	H	UMES	64 38	
LAST 12 Division I GAMES:																
306	H	William & Mary	57 56	296	A	Towson	65 54									
136	H	Old Dominion	39 53	128	H	Hofstra	53 67									
128	A	Hofstra	67 72	21	A	Delaware	27 62									
229	H	Georgia St.	52 64	106	A	Northeastern	63 69									
99	H	James Madison	55 71	89	H	East Carolina	53 71									
106	H	Northeastern	51 60	313	H	Ga. Southern	54 53									

Non-Div I Games:

George Mason

Average RPI Win:	229	WON-LOST	WINNING	LAST 10	STRENGTH OF	OPP. STRENGTH	TEAM	ADJ.	CONF.	ADJ CONF.
Average RPI Loss:	82	RECORD	PCT. RANK	GAMES	SCHEDULE	OF SCHEDULE	RPI	RPI	RPI	RPI
DIV. I ONLY	11- 12	170	5- 5	150	78	154	154	8	8	
DIV. I NON-CONF.	6- 8	205	0- 3	173	80	185	185	8	8	
TOTALS	RPI 1-25	RPI 26-50	W-L RECORDS	RPI 51-100	RPI 101-150	RPI 150+				
11- 12	0- 2	0- 4	OVERALL	0- 2	3- 3	8- 1				
7- 4	0- 0	0- 3	HOME	0- 1	3- 0	4- 0				
4- 8	0- 2	0- 1	AWAY	0- 1	0- 3	4- 1				
0- 0	0- 0	0- 0	NEUTRAL	0- 0	0- 0	0- 0				
6- 8	0- 1	0- 2	NON-CONFERENCE	0- 2	1- 3	5- 0				
4- 2	0- 0	0- 1	HOME	0- 1	1- 0	3- 0				
2- 6	0- 1	0- 1	AWAY	0- 1	0- 3	2- 0				
0- 0	0- 0	0- 0	NEUTRAL	0- 0	0- 0	0- 0				
5- 4	0- 1	0- 2	CONFERENCE	0- 0	2- 0	3- 1				
3- 2	0- 0	0- 2	HOME	0- 0	2- 0	1- 0				
2- 2	0- 1	0- 0	AWAY	0- 0	0- 0	2- 1				
0- 0	0- 0	0- 0	NEUTRAL	0- 0	0- 0	0- 0				

RPI 1-25				RPI 26-50				RPI 51-100				RPI 101+ Team's RPI: 154			
RPI	S	Opponent	Score	RPI	S	Opponent	Score	RPI	S	Opponent	Score	RPI	S	Opponent	Score
6	A	California	43 70	31	H	Duquesne	59 63	52	A	Rutgers	52 56	101	A	American	54 57
18	A	Dayton	52 80	34	A	St. Mary's (CA)	49 79	92	H	Auburn	59 69	104	H	Richmond	57 54
				38	H	Georgetown	54 70					110	H	Butler	77 60
				46	H	Saint Joseph's	67 80					125	A	Virginia Tech	31 50
												145	H	Howard	61 60
												149	A	N.C. A&T	56 67
												203	A	La Salle	74 57
												214	A	VCU	79 68
												268	H	George Mason	60 52
												272	A	USC Upstate	48 37
												287	H	Rhode Island	57 43
												289	A	Massachusetts	58 62
												300	A	Morgan St.	75 40
												305	H	Texas-Arlington	80 47
												306	H	William & Mary	58 51
LAST 12 Division I GAMES:															
110	H	Butler	77 60	214	A	VCU	79 68								
104	H	Richmond	57 54	46	H	Saint Joseph's	67 80								
203	A	La Salle	74 57	289	A	Massachusetts	58 62								
31	H	Duquesne	59 63	149	A	N.C. A&T	56 67								
287	H	Rhode Island	57 43	34	A	St. Mary's (CA)	49 79								
18	A	Dayton	52 80	6	A	California	43 70								

Non-Div I Games:

George Washington

Georgetown

Through Games Of Sunday, February 10, 2013

Average RPI Win:	165	WON-LOST	WINNING	LAST 10	STRENGTH OF	OPP. STRENGTH	TEAM	ADJ.	CONF.	ADJ CONF.
Average RPI Loss:	27	RECORD	PCT. RANK	GAMES	SCHEDULE	OF SCHEDULE	RPI	RPI	RPI	RPI
DIV. I ONLY	13- 10	130	4- 6	13	33	38	38	3	3	
DIV. I NON-CONF.	9- 4	75	2- 0	18	30	21	21	3	3	
TOTALS	RPI 1-25	RPI 26-50	W-L RECORDS	RPI 51-100	RPI 101-150	RPI 150+				
13- 10	1- 6	0- 1	OVERALL	1- 3	2- 0	9- 0				
8- 2	0- 1	0- 0	HOME	1- 1	2- 0	5- 0				
4- 8	1- 5	0- 1	AWAY	0- 2	0- 0	3- 0				
1- 0	0- 0	0- 0	NEUTRAL	0- 0	0- 0	1- 0				
9- 4	1- 3	0- 0	NON-CONFERENCE	1- 1	2- 0	5- 0				
5- 1	0- 0	0- 0	HOME	1- 1	2- 0	2- 0				
3- 3	1- 3	0- 0	AWAY	0- 0	0- 0	2- 0				
1- 0	0- 0	0- 0	NEUTRAL	0- 0	0- 0	1- 0				
4- 6	0- 3	0- 1	CONFERENCE	0- 2	0- 0	4- 0				
3- 1	0- 1	0- 0	HOME	0- 0	0- 0	3- 0				
1- 5	0- 2	0- 1	AWAY	0- 2	0- 0	1- 0				
0- 0	0- 0	0- 0	NEUTRAL	0- 0	0- 0	0- 0				

RPI 1-25				RPI 26-50				Team's RPI: 38	RPI 51-100				RPI 101+			
RPI	S	Opponent	Score	RPI	S	Opponent	Score		RPI	S	Opponent	Score	RPI	S	Opponent	Score
2	H	Connecticut	48 75	35	A	Syracuse	56 86		51	A	St. John's (NY)	72 76	112	H	Temple	66 58
4	A	Notre Dame	64 79						52	A	Rutgers	47 55	127	H	Sacred Heart	90 63
5	A	Penn St.	74 97						59	H	LSU	71 69	154	A	George Washington	70 54
6	A	California	56 72						74	H	South Dakota St.	58 64	169	A	Providence	79 64
15	A	North Carolina	48 63										173	H	Cincinnati	54 52
21	A	Delaware	62 56										199	H	Yale	90 67
24	A	Louisville	60 74										202	A	Monmouth	61 48
LAST 12 Division I GAMES:																
51	A	St. John's (NY)	72 76	4	A	Notre Dame	64 79									
24	A	Louisville	60 74	35	A	Syracuse	56 86									
173	H	Cincinnati	54 52	2	H	Connecticut	48 75									
215	H	Pittsburgh	69 57	169	A	Providence	79 64									
52	A	Rutgers	47 55	112	H	Temple	66 58									
219	H	Seton Hall	70 50	199	H	Yale	90 67									

Non-Div I Games:

Georgetown

■ Loss,
 ■ Non-Conf, S Site,
 ■ Home
 ■ Away
 N Neutral

Georgia

Through Games Of Sunday, February 10, 2013

Average RPI Win:	141	WON-LOST	WINNING	LAST 10	STRENGTH OF	OPP. STRENGTH	TEAM	ADJ.	CONF.	ADJ CONF.
Average RPI Loss:	32	RECORD	PCT. RANK	GAMES	SCHEDULE	OF SCHEDULE	RPI	RPI	RPI	RPI
DIV. I ONLY	20- 4	19	7- 3	50	48	17	17	4	4	
DIV. I NON-CONF.	12- 1	4	0- 1	200	125	37	37	6	6	
TOTALS	RPI 1-25	RPI 26-50	W-L RECORDS	RPI 51-100	RPI 101-150	RPI 150+				
20- 4	2- 2	0- 0	OVERALL	6- 2	3- 0	9- 0				
13- 1	1- 1	0- 0	HOME	4- 0	2- 0	6- 0				
6- 3	1- 1	0- 0	AWAY	2- 2	1- 0	2- 0				
1- 0	0- 0	0- 0	NEUTRAL	0- 0	0- 0	1- 0				
12- 1	0- 0	0- 0	NON-CONFERENCE	2- 1	1- 0	9- 0				
8- 0	0- 0	0- 0	HOME	1- 0	1- 0	6- 0				
3- 1	0- 0	0- 0	AWAY	1- 1	0- 0	2- 0				
1- 0	0- 0	0- 0	NEUTRAL	0- 0	0- 0	1- 0				
8- 3	2- 2	0- 0	CONFERENCE	4- 1	2- 0	0- 0				
5- 1	1- 1	0- 0	HOME	3- 0	1- 0	0- 0				
3- 2	1- 1	0- 0	AWAY	1- 1	1- 0	0- 0				
0- 0	0- 0	0- 0	NEUTRAL	0- 0	0- 0	0- 0				

RPI	S	Opponent	Score
7	A	Tennessee	66 79
9	H	Texas A&M	46 64
10	A	Kentucky	75 71
14	H	South Carolina	42 40

RPI	S	Opponent	Score
52	H	Rutgers	57 51
54	A	Illinois	59 70
59	A	LSU	54 62
60	H	Florida	69 52
73	A	Arkansas	57 53
81	A	Georgia Tech	60 50
87	H	Missouri	77 46
92	H	Auburn	61 58

RPI	S	Opponent	Score
133	A	Alabama	95 83
133	H	Alabama	65 59
134	H	Mercer	80 38
152	H	South Carolina St.	62 46
165	A	TCU	72 59
178	H	Belmont	70 38
204	H	Presbyterian	66 38
205	H	Furman	83 47
209	A	New Mexico	72 42
217	N	St. Bonaventure	84 48
293	H	Savannah St.	94 57
336	H	Lipscomb	93 42

RPI	S	Opponent	Score
52	H	Rutgers	57 51
54	A	Illinois	59 70
59	A	LSU	54 62
60	H	Florida	69 52
73	A	Arkansas	57 53
81	A	Georgia Tech	60 50
87	H	Missouri	77 46
92	H	Auburn	61 58

LAST 12 Division I GAMES:

59	A	LSU	54	62	73	A	Arkansas	57	53
92	H	Auburn	61	58	14	H	South Carolina	42	40
10	A	Kentucky	75	71	133	A	Alabama	95	83
133	H	Alabama	65	59	7	A	Tennessee	66	79
60	H	Florida	69	52	87	H	Missouri	77	46
9	H	Texas A&M	46	64	54	A	Illinois	59	70

Georgia

Georgia

Non-Div I Games:

Georgia

Loss, Non-Conf, S Site, H Home A Away N Neutral

Average RPI Win:	287	WON-LOST	WINNING	LAST 10	STRENGTH OF	OPP. STRENGTH	TEAM	ADJ.	CONF.	ADJ CONF.
Average RPI Loss:	101	RECORD	PCT. RANK	GAMES	SCHEDULE	OF SCHEDULE	RPI	RPI	RPI	RPI
DIV. I ONLY	11- 11	160	3- 7	220	234	229	229	14	14	
DIV. I NON-CONF.	8- 3	61	0- 1	316	320	188	188	15	15	
TOTALS	RPI 1-25	RPI 26-50	W-L RECORDS	RPI 51-100	RPI 101-150	RPI 150+				
11- 11	0- 1	0- 1	OVERALL	0- 3	0- 5	11- 1				
8- 6	0- 1	0- 1	HOME	0- 1	0- 3	8- 0				
3- 5	0- 0	0- 0	AWAY	0- 2	0- 2	3- 1				
0- 0	0- 0	0- 0	NEUTRAL	0- 0	0- 0	0- 0				
8- 3	0- 0	0- 1	NON-CONFERENCE	0- 1	0- 0	8- 1				
7- 1	0- 0	0- 1	HOME	0- 0	0- 0	7- 0				
1- 2	0- 0	0- 0	AWAY	0- 1	0- 0	1- 1				
0- 0	0- 0	0- 0	NEUTRAL	0- 0	0- 0	0- 0				
3- 8	0- 1	0- 0	CONFERENCE	0- 2	0- 5	3- 0				
1- 5	0- 1	0- 0	HOME	0- 1	0- 3	1- 0				
2- 3	0- 0	0- 0	AWAY	0- 1	0- 2	2- 0				
0- 0	0- 0	0- 0	NEUTRAL	0- 0	0- 0	0- 0				

RPI	S	Opponent	Score	RPI	S	Opponent	Score	RPI	S	Opponent	Score	RPI	S	Opponent	Score	Team's RPI: 229
21	H	Delaware	38 70	39	H	Toledo	43 46	60	A	Florida	65 84	106	H	Northeastern	55 68	
								76	A	Drexel	55 79	128	A	Hofstra	63 64	
								99	H	James Madison	49 65	128	H	Hofstra	59 72	
												136	A	Old Dominion	45 68	
												136	H	Old Dominion	66 72	
												155	A	UCF	64 50	
												178	A	Belmont	62 85	
												256	H	Mississippi Val.	76 60	
												268	A	George Mason	64 52	
												281	H	Florida A&M	77 58	
												296	A	Towson	56 49	
												299	H	Morehead St.	61 47	
												306	H	William & Mary	57 52	
												313	H	Ga. Southern	73 48	
												314	H	Western Caro.	64 45	
												328	H	Kennesaw St.	63 42	
												340	H	Jacksonville St.	79 50	
LAST 12 Division I GAMES:																
128	H	Hofstra	59 72	99	H	James Madison	49 65									
306	H	William & Mary	57 52	106	H	Northeastern	55 68									
76	A	Drexel	55 79	296	A	Towson	56 49									
21	H	Delaware	38 70	128	A	Hofstra	63 64									
268	A	George Mason	64 52	136	H	Old Dominion	66 72									
136	A	Old Dominion	45 68	39	H	Toledo	43 46									

Non-Div I Games:

Georgia St.

■ Loss,
 ■ Non-Conf, S Site,
 ■ Home
 ■ Away
 N Neutral

Average RPI Win:	160	WON-LOST	WINNING	LAST 10	STRENGTH OF	OPP. STRENGTH	TEAM	ADJ.	CONF.	ADJ CONF.
Average RPI Loss:	36	RECORD	PCT. RANK	GAMES	SCHEDULE	OF SCHEDULE	RPI	RPI	RPI	RPI
DIV. I ONLY	10- 14	211	2- 8	8	44	81	81	5	5	
DIV. I NON-CONF.	7- 4	103	0- 0	25	81	59	59	4	4	
TOTALS	RPI 1-25	RPI 26-50	W-L RECORDS	RPI 51-100	RPI 101-150	RPI 150+				
10- 14	0- 9	1- 2	OVERALL	3- 1	1- 2	5- 0				
5- 8	0- 5	1- 0	HOME	1- 1	0- 2	3- 0				
3- 5	0- 4	0- 1	AWAY	1- 0	1- 0	1- 0				
2- 1	0- 0	0- 1	NEUTRAL	1- 0	0- 0	1- 0				
7- 4	0- 3	1- 1	NON-CONFERENCE	2- 0	1- 0	3- 0				
4- 2	0- 2	1- 0	HOME	1- 0	0- 0	2- 0				
1- 1	0- 1	0- 0	AWAY	0- 0	1- 0	0- 0				
2- 1	0- 0	0- 1	NEUTRAL	1- 0	0- 0	1- 0				
3- 10	0- 6	0- 1	CONFERENCE	1- 1	0- 2	2- 0				
1- 6	0- 3	0- 0	HOME	0- 1	0- 2	1- 0				
2- 4	0- 3	0- 1	AWAY	1- 0	0- 0	1- 0				
0- 0	0- 0	0- 0	NEUTRAL	0- 0	0- 0	0- 0				

RPI 1-25				RPI 26-50				RPI 51-100 Team's RPI: 81				RPI 101+			
RPI	S	Opponent	Score	RPI	S	Opponent	Score	RPI	S	Opponent	Score	RPI	S	Opponent	Score
7	H	Tennessee	54 71	35	N	Syracuse	72 75	57	A	Virginia	65 62	118	A	FIU	65 63
8	H	Maryland	57 66	45	H	Marquette	76 72	57	H	Virginia	51 62	122	H	North Carolina St.	66 78
11	A	Duke	52 85	49	A	Miami (FL)	65 71	58	N	Quinnipiac	74 57	125	H	Virginia Tech	61 63
13	A	Purdue	73 85					61	H	Washington	52 44	157	H	Wake Forest	89 82
15	A	North Carolina	58 79									190	A	Clemson	81 59
15	H	North Carolina	58 60									250	N	Milwaukee	66 57
16	A	Florida St.	71 76									328	H	Kennesaw St.	80 51
16	H	Florida St.	78 85									339	H	Alcorn	76 49
17	H	Georgia	50 60												
LAST 12 Division I GAMES:															
15	H	North Carolina	58 60	8	H	Maryland	57 66								
125	H	Virginia Tech	61 63	49	A	Miami (FL)	65 71								
57	A	Virginia	65 62	15	A	North Carolina	58 79								
157	H	Wake Forest	89 82	57	H	Virginia	51 62								
122	H	North Carolina St.	66 78	190	A	Clemson	81 59								
16	A	Florida St.	71 76	16	H	Florida St.	78 85								

Non-Div I Games:

Georgia Tech

■ Loss,
■ Non-Conf,
■ S Site,
■ H Home
■ A Away
N Neutral

Gonzaga

Through Games Of Sunday, February 10, 2013

Average RPI Win: 164	WON-LOST	WINNING	LAST 10	STRENGTH OF	OPP. STRENGTH	TEAM	ADJ.	CONF.	ADJ CONF.
Average RPI Loss: 52	RECORD	PCT. RANK	GAMES	SCHEDULE	OF SCHEDULE	RPI	RPI	RPI	RPI
DIV. I ONLY	20- 5	30	9- 1	119	59	50	50	7	7
DIV. I NON-CONF.	10- 4	70	0- 1	104	32	75	75	7	7
TOTALS	RPI 1-25	RPI 26-50	W-L RECORDS	RPI 51-100	RPI 101-150	RPI 150+			
20- 5	0- 2	0- 1	OVERALL	4- 1	5- 1	11- 0			
10- 3	0- 1	0- 0	HOME	3- 1	3- 1	4- 0			
8- 1	0- 0	0- 1	AWAY	1- 0	1- 0	6- 0			
2- 1	0- 1	0- 0	NEUTRAL	0- 0	1- 0	1- 0			
10- 4	0- 2	0- 0	NON-CONFERENCE	1- 1	4- 1	5- 0			
5- 3	0- 1	0- 0	HOME	1- 1	2- 1	2- 0			
3- 0	0- 0	0- 0	AWAY	0- 0	1- 0	2- 0			
2- 1	0- 1	0- 0	NEUTRAL	0- 0	1- 0	1- 0			
10- 1	0- 0	0- 1	CONFERENCE	3- 0	1- 0	6- 0			
5- 0	0- 0	0- 0	HOME	2- 0	1- 0	2- 0			
5- 1	0- 0	0- 1	AWAY	1- 0	0- 0	4- 0			
0- 0	0- 0	0- 0	NEUTRAL	0- 0	0- 0	0- 0			

RPI 1-25				RPI 26-50				Team's RPI: 50				RPI 51-100				RPI 101+			
RPI	S	Opponent	Score	RPI	S	Opponent	Score	RPI	S	Opponent	Score	RPI	S	Opponent	Score	RPI	S	Opponent	Score
3	H	Stanford	41 69	34	A	St. Mary's (CA)	51 54	64	H	BYU	74 59	109	H	Eastern Wash.	65 50				
24	N	Louisville	42 55					72	H	Ohio St.	60 65	123	H	Santa Clara	79 50				
								86	A	San Diego	62 50	129	H	Washington St.	51 57				
								86	H	San Diego	77 57	135	N	Missouri St.	80 66				
								90	H	Wisconsin	62 53	137	A	Southern California	63 52				
												146	H	Idaho	97 62				
												153	N	Winthrop	80 66				
												185	A	UC Riverside	60 53				
												195	A	Portland St.	54 40				
												197	A	Portland	82 51				
												202	H	Monmouth	77 51				
												206	A	Loyola Marymount	70 56				
												206	H	Loyola Marymount	79 57				
												207	A	San Francisco	84 46				
												233	A	Pepperdine	80 46				
												233	H	Pepperdine	81 52				
												291	H	Cal St. Fullerton	83 44				
LAST 12 Division I GAMES:																			
206	A	Loyola Marymount	70 56	64	H	BYU	74 59												
207	A	San Francisco	84 46	197	A	Portland	82 51												
233	H	Pepperdine	81 52	34	A	St. Mary's (CA)	51 54												
206	H	Loyola Marymount	79 57	123	H	Santa Clara	79 50												
233	A	Pepperdine	80 46	86	H	San Diego	77 57												
86	A	San Diego	62 50	129	H	Washington St.	51 57												

Non-Div I Games:

Gonzaga

■ Loss,
 ■ Non-Conf, S Site,
 ■ Home
 ■ Away
 N Neutral

Average RPI Win:	301	WON-LOST	WINNING	LAST 10	STRENGTH OF	OPP. STRENGTH	TEAM	ADJ.	CONF.	ADJ CONF.
Average RPI Loss:	173	RECORD	PCT. RANK	GAMES	SCHEDULE	OF SCHEDULE	RPI	RPI	RPI	RPI
DIV. I ONLY	5- 19	318	3- 7	290	277	320	320	32	32	
DIV. I NON-CONF.	2- 10	311	1- 0	83	68	250	250	31	31	
TOTALS	RPI 1-25	RPI 26-50	W-L RECORDS	RPI 51-100	RPI 101-150	RPI 150+				
5- 19	0- 2	0- 1	OVERALL	0- 4	0- 2	5- 10				
4- 5	0- 0	0- 0	HOME	0- 0	0- 0	4- 5				
1- 13	0- 2	0- 1	AWAY	0- 4	0- 1	1- 5				
0- 1	0- 0	0- 0	NEUTRAL	0- 0	0- 1	0- 0				
2- 10	0- 2	0- 1	NON-CONFERENCE	0- 4	0- 2	2- 1				
2- 1	0- 0	0- 0	HOME	0- 0	0- 0	2- 1				
0- 8	0- 2	0- 1	AWAY	0- 4	0- 1	0- 0				
0- 1	0- 0	0- 0	NEUTRAL	0- 0	0- 1	0- 0				
3- 9	0- 0	0- 0	CONFERENCE	0- 0	0- 0	3- 9				
2- 4	0- 0	0- 0	HOME	0- 0	0- 0	2- 4				
1- 5	0- 0	0- 0	AWAY	0- 0	0- 0	1- 5				
0- 0	0- 0	0- 0	NEUTRAL	0- 0	0- 0	0- 0				

RPI S	Opponent	Score	RPI S	Opponent	Score	RPI S	Opponent	Score	RPI S	Opponent	Score	Team's RPI: 320
16	A Florida St.	60 96	40	A Kansas	47 101	59	A LSU	59 90	132	N Sam Houston St.	55 73	
25	A Nebraska	39 84				75	A Liberty	50 81	147	A Memphis	42 92	
						78	A Wichita St.	44 62	166	A Texas Southern	64 91	
						95	A Fresno St.	52 64	171	H Tulsa	62 75	
									230	H Stephen F. Austin	64 63	
									232	A Prairie View	59 78	
									232	H Prairie View	49 83	
									256	H Mississippi Val.	48 50	
									262	A Southern U.	81 83	
									262	H Southern U.	92 76	
									310	A Alabama A&M	56 78	
									318	H Jackson St.	54 61	
									327	A Alabama St.	60 68	
									330	H Ark.-Pine Bluff	67 62	
									339	A Alcorn	57 46	
									339	H Alcorn	58 71	
									344	H New Orleans	76 44	
LAST 12 Division I GAMES:												
232	H	Prairie View	49	83	318	H	Jackson St.	54	61			
339	A	Alcorn	57	46	166	A	Texas Southern	64	91			
262	A	Southern U.	81	83	232	A	Prairie View	59	78			
256	H	Mississippi Val.	48	50	339	H	Alcorn	58	71			
330	H	Ark.-Pine Bluff	67	62	262	H	Southern U.	92	76			
344	H	New Orleans	76	44	327	A	Alabama St.	60	68			

Non-Div I Games:

Grambling

■ Loss,
■ Non-Conf,
■ S Site,
■ H Home
■ A Away
N Neutral

Average RPI Win:	155	WON-LOST	WINNING	LAST 10	STRENGTH OF	OPP. STRENGTH	TEAM	ADJ.	CONF.	ADJ CONF.
Average RPI Loss:	84	RECORD	PCT. RANK	GAMES	SCHEDULE	OF SCHEDULE	RPI	RPI	RPI	RPI
DIV. I ONLY	18- 2	10	10- 0	129	76	26	26	13	13	
DIV. I NON-CONF.	9- 2	34	3- 0	95	13	22	22	12	12	
TOTALS	RPI 1-25	RPI 26-50	W-L RECORDS	RPI 51-100	RPI 101-150	RPI 150+				
18- 2	0- 0	1- 0	OVERALL	5- 2	3- 0	9- 0				
8- 0	0- 0	0- 0	HOME	2- 0	1- 0	5- 0				
8- 1	0- 0	1- 0	AWAY	2- 1	1- 0	4- 0				
2- 1	0- 0	0- 0	NEUTRAL	1- 1	1- 0	0- 0				
9- 2	0- 0	1- 0	NON-CONFERENCE	4- 2	2- 0	2- 0				
4- 0	0- 0	0- 0	HOME	2- 0	0- 0	2- 0				
3- 1	0- 0	1- 0	AWAY	1- 1	1- 0	0- 0				
2- 1	0- 0	0- 0	NEUTRAL	1- 1	1- 0	0- 0				
9- 0	0- 0	0- 0	CONFERENCE	1- 0	1- 0	7- 0				
4- 0	0- 0	0- 0	HOME	0- 0	1- 0	3- 0				
5- 0	0- 0	0- 0	AWAY	1- 0	0- 0	4- 0				
0- 0	0- 0	0- 0	NEUTRAL	0- 0	0- 0	0- 0				

RPI 1-25				RPI 26-50				Team's RPI: 26				RPI 51-100				RPI 101+			
RPI	S	Opponent	Score	RPI	S	Opponent	Score	RPI	S	Opponent	Score	RPI	S	Opponent	Score	RPI	S	Opponent	Score
45	A	Marquette	55 46					69	A	Central Mich.	50 54	103	H	Detroit	62 31				
								69	H	Central Mich.	75 48	104	N	Richmond	79 48				
								70	A	Youngstown St.	59 41	117	A	UNI	54 53				
								78	A	Wichita St.	63 42	159	A	Wright St.	70 48				
								87	N	Missouri	55 33	159	H	Wright St.	71 44				
								90	H	Wisconsin	53 38	213	A	Valparaiso	78 55				
								99	N	James Madison	86 89	217	H	St. Bonaventure	61 42				
												226	A	Cleveland St.	52 49				
												250	H	Milwaukee	64 49				
												255	A	Loyola Chicago	65 62				
												273	H	North Dakota St.	72 37				
												279	H	Ill.-Chicago	99 53				
LAST 12 Division I GAMES:																			
250	H	Milwaukee	64 49	226	A	Cleveland St.	52 49												
255	A	Loyola Chicago	65 62	159	H	Wright St.	71 44												
279	H	Ill.-Chicago	99 53	103	H	Detroit	62 31												
159	A	Wright St.	70 48	217	H	St. Bonaventure	61 42												
213	A	Valparaiso	78 55	78	A	Wichita St.	63 42												
70	A	Youngstown St.	59 41	90	H	Wisconsin	53 38												

Non-Div I Games: Indianapolis 64 52

Green Bay

■ Loss,
 ■ Non-Conf, S Site,
 ■ Home
 ■ Away
 N Neutral

Average RPI Win:	222	WON-LOST	WINNING	LAST 10	STRENGTH OF	OPP. STRENGTH	TEAM	ADJ.	CONF.	ADJ CONF.
Average RPI Loss:	92	RECORD	PCT. RANK	GAMES	SCHEDULE	OF SCHEDULE	RPI	RPI	RPI	RPI
DIV. I ONLY	18- 5	33	9- 1	262	146	80	80	30	30	
DIV. I NON-CONF.	9- 5	97	4- 1	214	47	101	101	30	30	
TOTALS	RPI 1-25	RPI 26-50	W-L RECORDS	RPI 51-100	RPI 101-150	RPI 150+				
18- 5	0- 1	0- 1	OVERALL	1- 1	4- 1	13- 1				
6- 0	0- 0	0- 0	HOME	1- 0	2- 0	3- 0				
11- 1	0- 0	0- 0	AWAY	0- 0	2- 1	9- 0				
1- 4	0- 1	0- 1	NEUTRAL	0- 1	0- 0	1- 1				
9- 5	0- 1	0- 1	NON-CONFERENCE	1- 1	2- 1	6- 1				
3- 0	0- 0	0- 0	HOME	1- 0	1- 0	1- 0				
5- 1	0- 0	0- 0	AWAY	0- 0	1- 1	4- 0				
1- 4	0- 1	0- 1	NEUTRAL	0- 1	0- 0	1- 1				
9- 0	0- 0	0- 0	CONFERENCE	0- 0	2- 0	7- 0				
3- 0	0- 0	0- 0	HOME	0- 0	1- 0	2- 0				
6- 0	0- 0	0- 0	AWAY	0- 0	1- 0	5- 0				
0- 0	0- 0	0- 0	NEUTRAL	0- 0	0- 0	0- 0				

RPI 1-25				RPI 26-50				RPI 51-100				Team's RPI: 80		RPI 101+			
RPI	S	Opponent	Score	RPI	S	Opponent	Score	RPI	S	Opponent	Score			RPI	S	Opponent	Score
14	N	South Carolina	34 45	28	N	DePaul	67 68	59	H	LSU	67 58			101	A	American	61 58
								62	N	FGCU	59 70			105	H	Boston College	60 57
														125	A	Virginia Tech	45 55
														145	A	Howard	52 50
														145	H	Howard	67 45
														152	A	South Carolina St.	59 46
														167	A	Southern Miss.	78 41
														168	N	Evansville	64 45
														172	A	Mississippi St.	56 48
														232	N	Prairie View	42 49
														292	A	Coppin St.	68 59
														292	H	Coppin St.	58 50
														293	A	Savannah St.	70 40
														300	A	Morgan St.	81 60
														300	H	Morgan St.	66 60
														304	A	UMBC	81 36
														331	A	Saint Peter's	62 40
														335	A	Norfolk St.	76 41
														338	H	Chicago St.	87 35
LAST 12 Division I GAMES:																	
292	A	Coppin St.	68 59	145	A	Howard	52 50										
300	A	Morgan St.	81 60	101	A	American	61 58										
145	H	Howard	67 45	105	H	Boston College	60 57										
335	A	Norfolk St.	76 41	125	A	Virginia Tech	45 55										
292	H	Coppin St.	58 50	331	A	Saint Peter's	62 40										
300	H	Morgan St.	66 60	168	N	Evansville	64 45										

Non-Div I Games:

Hampton

■ Loss,
 ■ Non-Conf, S Site,
 ■ Home
 ■ Away
 N Neutral

Average RPI Win: 220	WON-LOST	WINNING	LAST 10	STRENGTH OF	OPP. STRENGTH	TEAM	ADJ.	CONF.	ADJ CONF.
Average RPI Loss: 78	RECORD	PCT. RANK	GAMES	SCHEDULE	OF SCHEDULE	RPI	RPI	RPI	RPI
DIV. I ONLY	16- 8	75	7- 3	135	121	83	83	23	23
DIV. I NON-CONF.	9- 4	75	0- 1	88	18	55	55	25	25
TOTALS	RPI 1-25	RPI 26-50	W-L RECORDS	RPI 51-100	RPI 101-150	RPI 150+			
16- 8	0- 2	1- 1	OVERALL	1- 4	1- 0	13- 1			
9- 3	0- 1	1- 0	HOME	1- 2	1- 0	6- 0			
6- 5	0- 1	0- 1	AWAY	0- 2	0- 0	6- 1			
1- 0	0- 0	0- 0	NEUTRAL	0- 0	0- 0	1- 0			
9- 4	0- 2	1- 1	NON-CONFERENCE	1- 1	1- 0	6- 0			
5- 2	0- 1	1- 0	HOME	1- 1	1- 0	2- 0			
3- 2	0- 1	0- 1	AWAY	0- 0	0- 0	3- 0			
1- 0	0- 0	0- 0	NEUTRAL	0- 0	0- 0	1- 0			
7- 4	0- 0	0- 0	CONFERENCE	0- 3	0- 0	7- 1			
4- 1	0- 0	0- 0	HOME	0- 1	0- 0	4- 0			
3- 3	0- 0	0- 0	AWAY	0- 2	0- 0	3- 1			
0- 0	0- 0	0- 0	NEUTRAL	0- 0	0- 0	0- 0			

RPI 1-25				RPI 26-50				RPI 51-100 Team's RPI: 83				RPI 101+			
RPI	S	Opponent	Score	RPI	S	Opponent	Score	RPI	S	Opponent	Score	RPI	S	Opponent	Score
2	H	Connecticut	45 102	36	A	Vanderbilt	45 67	51	H	St. John's (NY)	54 66	104	H	Richmond	59 54
8	A	Maryland	40 72	44	H	Marist	64 53	58	H	Quinnipiac	67 61	169	H	Providence	66 39
								63	A	Boston U.	40 42	183	A	Dartmouth	67 52
								63	H	Boston U.	39 45	198	A	Stony Brook	60 44
								96	A	Albany (NY)	48 55	198	H	Stony Brook	59 43
												224	A	Central Conn. St.	76 62
												231	H	Loyola Maryland	64 50
												253	H	New Hampshire	63 56
												289	A	Massachusetts	71 65
												301	A	Binghamton	44 46
												301	H	Binghamton	65 50
												303	A	Vermont	60 51
												304	H	UMBC	51 44
												332	N	UMES	53 38
												333	A	Maine	52 37
LAST 12 Division I GAMES:															
198	A	Stony Brook	60 44	304	H	UMBC	51 44								
301	H	Binghamton	65 50	198	H	Stony Brook	59 43								
63	A	Boston U.	40 42	333	A	Maine	52 37								
303	A	Vermont	60 51	63	H	Boston U.	39 45								
253	H	New Hampshire	63 56	301	A	Binghamton	44 46								
96	A	Albany (NY)	48 55	8	A	Maryland	40 72								

Non-Div I Games:

Hartford

Average RPI Win:	210	WON-LOST	WINNING	LAST 10	STRENGTH OF	OPP. STRENGTH	TEAM	ADJ.	CONF.	ADJ CONF.
Average RPI Loss:	107	RECORD	PCT. RANK	GAMES	SCHEDULE	OF SCHEDULE	RPI	RPI	RPI	RPI
DIV. I ONLY	13- 6	70	6- 4	227	104	84	84	19	19	
DIV. I NON-CONF.	9- 5	97	4- 3	164	79	83	83	18	18	
TOTALS	RPI 1-25	RPI 26-50	W-L RECORDS	RPI 51-100	RPI 101-150	RPI 150+				
13- 6	0- 0	0- 2	OVERALL	1- 2	1- 0	11- 2				
6- 0	0- 0	0- 0	HOME	1- 0	0- 0	5- 0				
7- 4	0- 0	0- 1	AWAY	0- 1	1- 0	6- 2				
0- 2	0- 0	0- 1	NEUTRAL	0- 1	0- 0	0- 0				
9- 5	0- 0	0- 2	NON-CONFERENCE	1- 2	1- 0	7- 1				
4- 0	0- 0	0- 0	HOME	1- 0	0- 0	3- 0				
5- 3	0- 0	0- 1	AWAY	0- 1	1- 0	4- 1				
0- 2	0- 0	0- 1	NEUTRAL	0- 1	0- 0	0- 0				
4- 1	0- 0	0- 0	CONFERENCE	0- 0	0- 0	4- 1				
2- 0	0- 0	0- 0	HOME	0- 0	0- 0	2- 0				
2- 1	0- 0	0- 0	AWAY	0- 0	0- 0	2- 1				
0- 0	0- 0	0- 0	NEUTRAL	0- 0	0- 0	0- 0				

RPI S	Opponent	Score	RPI S	Opponent	Score	RPI S	Opponent	Score	RPI S	Opponent	Score
29	A Michigan	61 72	42	N Oklahoma St.	62 92	53	N SMU	73 88	128	A Hofstra	70 67
						63	A Boston U.	61 68	162	A Holy Cross	80 62
						64	H BYU	71 65	169	H Providence	73 59
									183	A Dartmouth	45 58
									183	H Dartmouth	88 66
									199	A Yale	67 54
									212	A North Dakota	65 52
									227	A Eastern Mich.	67 63
									253	H New Hampshire	63 44
									264	H Cornell	69 60
									273	A North Dakota St.	72 81
									287	A Rhode Island	63 56
									289	H Massachusetts	85 59
									294	A Brown	68 58
LAST 12 Division I GAMES:											
264	H Cornell	69 60	289	H Massachusetts	85 59						
294	A Brown	68 58	53	N SMU	73 88						
199	A Yale	67 54	42	N Oklahoma St.	62 92						
183	A Dartmouth	45 58	63	A Boston U.	61 68						
183	H Dartmouth	88 66	169	H Providence	73 59						
287	A Rhode Island	63 56	128	A Hofstra	70 67						

Non-Div I Games:

Harvard

Average RPI Win:	193	WON-LOST	WINNING	LAST 10	STRENGTH OF	OPP. STRENGTH	TEAM	ADJ.	CONF.	ADJ CONF.
Average RPI Loss:	116	RECORD	PCT. RANK	GAMES	SCHEDULE	OF SCHEDULE	RPI	RPI	RPI	RPI
DIV. I ONLY	11- 11	160	7- 3	138	69	164	164	11	11	
DIV. I NON-CONF.	4- 7	230	0- 1	120	6	230	230	11	11	
TOTALS	RPI 1-25	RPI 26-50	W-L RECORDS	RPI 51-100	RPI 101-150	RPI 150+				
11- 11	0- 3	0- 1	OVERALL	1- 1	1- 3	9- 3				
7- 7	0- 3	0- 0	HOME	1- 1	0- 3	6- 0				
4- 4	0- 0	0- 1	AWAY	0- 0	1- 0	3- 3				
0- 0	0- 0	0- 0	NEUTRAL	0- 0	0- 0	0- 0				
4- 7	0- 3	0- 0	NON-CONFERENCE	0- 1	0- 2	4- 1				
4- 6	0- 3	0- 0	HOME	0- 1	0- 2	4- 0				
0- 1	0- 0	0- 0	AWAY	0- 0	0- 0	0- 1				
0- 0	0- 0	0- 0	NEUTRAL	0- 0	0- 0	0- 0				
7- 4	0- 0	0- 1	CONFERENCE	1- 0	1- 1	5- 2				
3- 1	0- 0	0- 0	HOME	1- 0	0- 1	2- 0				
4- 3	0- 0	0- 1	AWAY	0- 0	1- 0	3- 2				
0- 0	0- 0	0- 0	NEUTRAL	0- 0	0- 0	0- 0				

RPI S	Opponent	Score	RPI S	Opponent	Score	RPI S	Opponent	Score	RPI S	Opponent	Score	Team's RPI: 164
1	H Baylor	42 77	48	A Pacific	61 71	73	H Arkansas	68 83	102	H Utah	61 62	
3	H Stanford	42 69				94	H Cal Poly	61 43	114	A Cal St. Northridge	65 53	
22	H Oklahoma	49 74							131	H UC Santa Barbara	50 51	
									133	H Alabama	43 44	
									161	H UT Martin	73 69	
									173	H Cincinnati	65 63	
									182	A Long Beach St.	61 54	
									182	H Long Beach St.	65 57	
									185	A UC Riverside	65 50	
									194	A UC Davis	71 63	
									207	A San Francisco	52 65	
									251	H Oregon	85 73	
									263	A UC Irvine	52 64	
									263	H UC Irvine	56 46	
									291	A Cal St. Fullerton	74 83	
									326	H LIU Brooklyn	52 33	
LAST 12 Division I GAMES:												
263	A UC Irvine	52 64	48	A Pacific	61 71							
182	A Long Beach St.	61 54	182	H Long Beach St.	65 57							
114	A Cal St. Northridge	65 53	263	H UC Irvine	56 46							
131	H UC Santa Barbara	50 51	185	A UC Riverside	65 50							
94	H Cal Poly	61 43	291	A Cal St. Fullerton	74 83							
194	A UC Davis	71 63	133	H Alabama	43 44							

Non-Div I Games:

Hawaii

■ Loss,
 ■ Non-Conf, S Site,
 ■ Home
 ■ Away
 N Neutral

Average RPI Win:	233	WON-LOST	WINNING	LAST 10	STRENGTH OF	OPP. STRENGTH	TEAM	ADJ.	CONF.	ADJ CONF.
Average RPI Loss:	142	RECORD	PCT. RANK	GAMES	SCHEDULE	OF SCHEDULE	RPI	RPI	RPI	RPI
DIV. I ONLY	13- 9	114	7- 3	150	273	108	108	28	28	
DIV. I NON-CONF.	5- 5	160	1- 0	113	168	98	98	29	29	
TOTALS	RPI 1-25	RPI 26-50	W-L RECORDS	RPI 51-100	RPI 101-150	RPI 150+				
13- 9	0- 1	0- 0	OVERALL	1- 2	2- 1	10- 5				
4- 3	0- 0	0- 0	HOME	0- 1	0- 1	4- 1				
8- 6	0- 1	0- 0	AWAY	1- 1	2- 0	5- 4				
1- 0	0- 0	0- 0	NEUTRAL	0- 0	0- 0	1- 0				
5- 5	0- 1	0- 0	NON-CONFERENCE	0- 1	2- 1	3- 2				
1- 1	0- 0	0- 0	HOME	0- 0	0- 1	1- 0				
3- 4	0- 1	0- 0	AWAY	0- 1	2- 0	1- 2				
1- 0	0- 0	0- 0	NEUTRAL	0- 0	0- 0	1- 0				
8- 4	0- 0	0- 0	CONFERENCE	1- 1	0- 0	7- 3				
3- 2	0- 0	0- 0	HOME	0- 1	0- 0	3- 1				
5- 2	0- 0	0- 0	AWAY	1- 0	0- 0	4- 2				
0- 0	0- 0	0- 0	NEUTRAL	0- 0	0- 0	0- 0				

RPI 1-25				RPI 26-50				RPI 51-100				RPI 101+ Team's RPI: 108			
RPI	S	Opponent	Score	RPI	S	Opponent	Score	RPI	S	Opponent	Score	RPI	S	Opponent	Score
10	A	Kentucky	46 80					75	A	Liberty	71 63	134	A	Mercer	62 57
								75	H	Liberty	59 67	138	A	Navy	63 47
								77	A	Davidson	42 59	140	H	UAB	53 58
												153	A	Winthrop	61 78
												160	A	Campbell	76 79
												202	N	Monmouth	81 74
												205	A	Furman	62 64
												222	A	Xavier	48 77
												225	A	Longwood	79 72
												225	H	Longwood	83 66
												235	A	Radford	65 57
												235	H	Radford	55 64
												239	H	East Tenn. St.	85 76
												272	A	USC Upstate	77 67
												297	A	Coastal Caro.	70 54
												321	H	Charleston So.	71 54
												325	H	Gardner-Webb	64 42
												341	A	UNC Asheville	58 57
LAST 12 Division I GAMES:															
235	A	Radford	65 57	160	A	Campbell	76 79								
225	A	Longwood	79 72	297	A	Coastal Caro.	70 54								
75	H	Liberty	59 67	325	H	Gardner-Webb	64 42								
235	H	Radford	55 64	321	H	Charleston So.	71 54								
225	H	Longwood	83 66	341	A	UNC Asheville	58 57								
75	A	Liberty	71 63	134	A	Mercer	62 57								

Non-Div I Games: Bluefield Col. 79 44

High Point

■ Loss,
 ■ Non-Conf, S Site,
 ■ Home
 ■ Away
 N Neutral

Average RPI Win:	230	WON-LOST	WINNING	LAST 10	STRENGTH OF	OPP. STRENGTH	TEAM	ADJ.	CONF.	ADJ CONF.
Average RPI Loss:	69	RECORD	PCT. RANK	GAMES	SCHEDULE	OF SCHEDULE	RPI	RPI	RPI	RPI
DIV. I ONLY	11- 11	160	6- 4	100	100	128	128	14	14	
DIV. I NON-CONF.	4- 7	230	1- 0	101	25	192	192	15	15	
TOTALS	RPI 1-25	RPI 26-50	W-L RECORDS	RPI 51-100	RPI 101-150	RPI 150+				
11- 11	0- 2	0- 2	OVERALL	1- 5	2- 2	8- 0				
7- 3	0- 0	0- 1	HOME	0- 1	2- 1	5- 0				
3- 7	0- 2	0- 1	AWAY	0- 4	0- 0	3- 0				
1- 1	0- 0	0- 0	NEUTRAL	1- 0	0- 1	0- 0				
4- 7	0- 1	0- 2	NON-CONFERENCE	1- 3	1- 1	2- 0				
3- 2	0- 0	0- 1	HOME	0- 1	1- 0	2- 0				
0- 4	0- 1	0- 1	AWAY	0- 2	0- 0	0- 0				
1- 1	0- 0	0- 0	NEUTRAL	1- 0	0- 1	0- 0				
7- 4	0- 1	0- 0	CONFERENCE	0- 2	1- 1	6- 0				
4- 1	0- 0	0- 0	HOME	0- 0	1- 1	3- 0				
3- 3	0- 1	0- 0	AWAY	0- 2	0- 0	3- 0				
0- 0	0- 0	0- 0	NEUTRAL	0- 0	0- 0	0- 0				

RPI 1-25				RPI 26-50				RPI 51-100				RPI 101+ Team's RPI: 128			
RPI	S	Opponent	Score	RPI	S	Opponent	Score	RPI	S	Opponent	Score	RPI	S	Opponent	Score
20	A	Princeton	54 84	44	A	Marist	70 85	51	A	St. John's (NY)	47 73	106	H	Northeastern	57 59
21	A	Delaware	63 79	46	H	Saint Joseph's	55 71	76	A	Drexel	53 59	107	H	Northwestern	63 54
								84	H	Harvard	67 70	115	N	Texas	52 72
								92	A	Auburn	58 68	136	H	Old Dominion	83 72
								99	A	James Madison	62 85	229	A	Georgia St.	72 59
								100	N	Stetson	77 75	229	H	Georgia St.	64 63
												246	H	Ole Miss	72 63
												268	A	George Mason	67 53
												268	H	George Mason	72 67
												302	A	UNC Wilmington	75 69
												306	H	William & Mary	56 53
												335	H	Norfolk St.	82 47
LAST 12 Division I GAMES:															
229	A	Georgia St.	72 59	136	H	Old Dominion	83 72								
106	H	Northeastern	57 59	76	A	Drexel	53 59								
302	A	UNC Wilmington	75 69	268	A	George Mason	67 53								
21	A	Delaware	63 79	229	H	Georgia St.	64 63								
268	H	George Mason	72 67	306	H	William & Mary	56 53								
99	A	James Madison	62 85	335	H	Norfolk St.	82 47								

Non-Div I Games:

Hofstra

■ Loss,
 ■ Non-Conf, S Site,
 ■ Home
 ■ Away
 N Neutral

Holy Cross

Through Games Of Sunday, February 10, 2013

Average RPI Win:	252	WON-LOST	WINNING	LAST 10	STRENGTH OF	OPP. STRENGTH	TEAM	ADJ.	CONF.	ADJ CONF.
Average RPI Loss:	128	RECORD	PCT. RANK	GAMES	SCHEDULE	OF SCHEDULE	RPI	RPI	RPI	RPI
DIV. I ONLY	12- 11	149	5- 5	186	238	162	162	16	16	
DIV. I NON-CONF.	8- 7	158	3- 1	216	235	172	172	19	19	
TOTALS	RPI 1-25	RPI 26-50	W-L RECORDS	RPI 51-100	RPI 101-150	RPI 150+				
12- 11	0- 0	0- 0	OVERALL	0- 4	0- 4	12- 3				
5- 5	0- 0	0- 0	HOME	0- 1	0- 2	5- 2				
7- 6	0- 0	0- 0	AWAY	0- 3	0- 2	7- 1				
0- 0	0- 0	0- 0	NEUTRAL	0- 0	0- 0	0- 0				
8- 7	0- 0	0- 0	NON-CONFERENCE	0- 4	0- 2	8- 1				
3- 3	0- 0	0- 0	HOME	0- 1	0- 1	3- 1				
5- 4	0- 0	0- 0	AWAY	0- 3	0- 1	5- 0				
0- 0	0- 0	0- 0	NEUTRAL	0- 0	0- 0	0- 0				
4- 4	0- 0	0- 0	CONFERENCE	0- 0	0- 2	4- 2				
2- 2	0- 0	0- 0	HOME	0- 0	0- 1	2- 1				
2- 2	0- 0	0- 0	AWAY	0- 0	0- 1	2- 1				
0- 0	0- 0	0- 0	NEUTRAL	0- 0	0- 0	0- 0				

RPI S	Opponent	Score	RPI S	Opponent	Score	RPI S	Opponent	Score	RPI S	Opponent	Score	Team's RPI: 162
						58	A Quinnipiac	49 61	101	A American	62 67	
						60	A Florida	50 81	105	H Boston College	52 71	
						82	A Fordham	60 67	106	A Northeastern	48 70	
						84	H Harvard	62 80	138	H Navy	47 60	
									179	A Army	51 46	
									183	A Dartmouth	64 52	
									188	A Bucknell	59 62	
									199	H Yale	87 71	
									220	H Lafayette	60 55	
									224	H Central Conn. St.	57 56	
									237	A Lehigh	72 66	
									237	H Lehigh	65 67	
									253	H New Hampshire	65 68	
									278	A Bryant	68 66	
									285	H Colgate	71 61	
									289	A Massachusetts	63 59	
									294	H Brown	83 66	
									308	A Bethune-Cookman	63 54	
									324	A Manhattan	60 52	
LAST 12 Division I GAMES:												
237	A Lehigh	72 66	138	H Navy	47 60							
285	H Colgate	71 61	237	H Lehigh	65 67							
179	A Army	51 46	294	H Brown	83 66							
188	A Bucknell	59 62	82	A Fordham	60 67							
220	H Lafayette	60 55	183	A Dartmouth	64 52							
101	A American	62 67	308	A Bethune-Cookman	63 54							

Non-Div I Games:

Holy Cross

Loss, Non-Conf, S Site, H Home A Away N Neutral

Average RPI Win: 228	WON-LOST	WINNING	LAST 10	STRENGTH OF	OPP. STRENGTH	TEAM	ADJ.	CONF.	ADJ CONF.
Average RPI Loss: 114	RECORD	PCT. RANK	GAMES	SCHEDULE	OF SCHEDULE	RPI	RPI	RPI	RPI
DIV. I ONLY	10- 12	191	5- 5	102	152	181	181	9	9
DIV. I NON-CONF.	6- 7	183	2- 1	225	185	242	242	10	10
TOTALS	RPI 1-25	RPI 26-50	W-L RECORDS	RPI 51-100	RPI 101-150	RPI 150+			
10- 12	0- 0	0- 2	OVERALL	0- 4	2- 2	8- 4			
8- 5	0- 0	0- 1	HOME	0- 3	1- 1	7- 0			
2- 7	0- 0	0- 1	AWAY	0- 1	1- 1	1- 4			
0- 0	0- 0	0- 0	NEUTRAL	0- 0	0- 0	0- 0			
6- 7	0- 0	0- 2	NON-CONFERENCE	0- 0	0- 1	6- 4			
6- 2	0- 0	0- 1	HOME	0- 0	0- 1	6- 0			
0- 5	0- 0	0- 1	AWAY	0- 0	0- 0	0- 4			
0- 0	0- 0	0- 0	NEUTRAL	0- 0	0- 0	0- 0			
4- 5	0- 0	0- 0	CONFERENCE	0- 4	2- 1	2- 0			
2- 3	0- 0	0- 0	HOME	0- 3	1- 0	1- 0			
2- 2	0- 0	0- 0	AWAY	0- 1	1- 1	1- 0			
0- 0	0- 0	0- 0	NEUTRAL	0- 0	0- 0	0- 0			

RPI 1-25				RPI 26-50				RPI 51-100				RPI 101+				Team's RPI: 181	
RPI	S	Opponent	Score	RPI	S	Opponent	Score	RPI	S	Opponent	Score	RPI	S	Opponent	Score		
				32	H	Creighton	54 75	53	A	SMU	54 58	133	H	Alabama	74 83		
				37	A	Texas Tech	56 86	67	H	UTEP	54 65	140	A	UAB	46 54		
								89	H	East Carolina	59 68	142	A	Rice	53 51		
								91	H	Tulane	56 74	147	H	Memphis	77 74		
												165	A	TCU	51 60		
												167	H	Southern Miss.	81 70		
												172	A	Mississippi St.	66 72		
												191	A	McNeese St.	72 76		
												199	A	Yale	82 84		
												209	H	New Mexico	77 62		
												249	A	Marshall	71 63		
												260	H	UTSA	55 42		
												261	H	Southeast Mo. St.	61 44		
												274	H	Northwestern St.	67 51		
												283	H	Delaware St.	71 58		
												286	H	Texas St.	74 61		
LAST 12 Division I GAMES:																	
				142	A	Rice	53 51	249	A	Marshall	71 63						
				89	H	East Carolina	59 68	140	A	UAB	46 54						
				91	H	Tulane	56 74	147	H	Memphis	77 74						
				53	A	SMU	54 58	283	H	Delaware St.	71 58						
				67	H	UTEP	54 65	37	A	Texas Tech	56 86						
				167	H	Southern Miss.	81 70	286	H	Texas St.	74 61						

Non-Div I Games:

Houston

■ Loss,
 ■ Non-Conf, S Site,
 ■ Home
 ■ Away
 N Neutral

Average RPI Win:	344	WON-LOST	WINNING	LAST 10	STRENGTH OF	OPP. STRENGTH	TEAM	ADJ.	CONF.	ADJ CONF.
Average RPI Loss:	241	RECORD	PCT. RANK	GAMES	SCHEDULE	OF SCHEDULE	RPI	RPI	RPI	RPI
DIV. I ONLY	1- 18	339	1- 8	343	343	345	345	33	33	
DIV. I NON-CONF.	1- 15	334	1- 7	331	336	344	344	33	33	
TOTALS	RPI 1-25	RPI 26-50	W-L RECORDS	RPI 51-100	RPI 101-150	RPI 150+				
1- 18	0- 0	0- 0	OVERALL	0- 1	0- 3	1- 14				
0- 10	0- 0	0- 0	HOME	0- 0	0- 2	0- 8				
1- 7	0- 0	0- 0	AWAY	0- 1	0- 1	1- 5				
0- 1	0- 0	0- 0	NEUTRAL	0- 0	0- 0	0- 1				
1- 15	0- 0	0- 0	NON-CONFERENCE	0- 1	0- 3	1- 11				
0- 9	0- 0	0- 0	HOME	0- 0	0- 2	0- 7				
1- 5	0- 0	0- 0	AWAY	0- 1	0- 1	1- 3				
0- 1	0- 0	0- 0	NEUTRAL	0- 0	0- 0	0- 1				
0- 3	0- 0	0- 0	CONFERENCE	0- 0	0- 0	0- 3				
0- 1	0- 0	0- 0	HOME	0- 0	0- 0	0- 1				
0- 2	0- 0	0- 0	AWAY	0- 0	0- 0	0- 2				
0- 0	0- 0	0- 0	NEUTRAL	0- 0	0- 0	0- 0				

RPI S	Opponent	Score	RPI S	Opponent	Score	RPI S	Opponent	Score	RPI S	Opponent	Score	Team's RPI: 345
67	A UTEP	58	67	A UTEP	58	67	A UTEP	58	67	A UTEP	58	67
102	A Utah	33	102	A Utah	33	102	A Utah	33	102	A Utah	33	71
119	H Lamar	52	119	H Lamar	52	119	H Lamar	52	119	H Lamar	52	68
132	H Sam Houston St.	58	132	H Sam Houston St.	58	132	H Sam Houston St.	58	132	H Sam Houston St.	58	75
175	H South Ala.	53	175	H South Ala.	53	175	H South Ala.	53	175	H South Ala.	53	83
194	H UC Davis	64	194	H UC Davis	64	194	H UC Davis	64	194	H UC Davis	64	77
209	A New Mexico	46	209	A New Mexico	46	209	A New Mexico	46	209	A New Mexico	46	63
267	A Southern Utah	58	267	A Southern Utah	58	267	A Southern Utah	58	267	A Southern Utah	58	79
276	H CSU Bakersfield	75	276	H CSU Bakersfield	75	276	H CSU Bakersfield	75	276	H CSU Bakersfield	75	88
283	H Delaware St.	83	283	H Delaware St.	83	283	H Delaware St.	83	283	H Delaware St.	83	84
287	N Rhode Island	36	287	N Rhode Island	36	287	N Rhode Island	36	287	N Rhode Island	36	59
303	A Vermont	48	303	A Vermont	48	303	A Vermont	48	303	A Vermont	48	59
305	H Texas-Arlington	71	305	H Texas-Arlington	71	305	H Texas-Arlington	71	305	H Texas-Arlington	71	77
307	H Utah Valley	71	307	H Utah Valley	71	307	H Utah Valley	71	307	H Utah Valley	71	75
311	A Tex.-Pan American	45	311	A Tex.-Pan American	45	311	A Tex.-Pan American	45	311	A Tex.-Pan American	45	71
318	H Jackson St.	57	318	H Jackson St.	57	318	H Jackson St.	57	318	H Jackson St.	57	65
338	A Chicago St.	62	338	A Chicago St.	62	338	A Chicago St.	62	338	A Chicago St.	62	73
344	A New Orleans	60	344	A New Orleans	60	344	A New Orleans	60	344	A New Orleans	60	45
344	H New Orleans	58	344	H New Orleans	58	344	H New Orleans	58	344	H New Orleans	58	65
LAST 12 Division I GAMES:												
344	H New Orleans	58	65	283	H Delaware St.	83	84					
307	H Utah Valley	71	75	132	H Sam Houston St.	58	75					
338	A Chicago St.	62	73	119	H Lamar	52	68					
311	A Tex.-Pan American	45	71	267	A Southern Utah	58	79					
276	H CSU Bakersfield	75	88	102	A Utah	33	71					
344	A New Orleans	60	45	287	N Rhode Island	36	59					

Non-Div I Games: St. Thomas (TX) 63 60 Huston-Tillotson 88 51 Schreiner 73 46

Houston Baptist

Average RPI Win:	260	WON-LOST	WINNING	LAST 10	STRENGTH OF	OPP. STRENGTH	TEAM	ADJ.	CONF.	ADJ CONF.
Average RPI Loss:	89	RECORD	PCT. RANK	GAMES	SCHEDULE	OF SCHEDULE	RPI	RPI	RPI	RPI
DIV. I ONLY	12- 9	126	7- 3	240	164	145	145	30	30	
DIV. I NON-CONF.	5- 6	189	2- 1	159	29	124	124	30	30	
TOTALS	RPI 1-25	RPI 26-50	W-L RECORDS	RPI 51-100	RPI 101-150	RPI 150+				
12- 9	0- 1	0- 1	OVERALL	0- 3	2- 2	10- 2				
6- 2	0- 0	0- 0	HOME	0- 1	1- 0	5- 1				
6- 7	0- 1	0- 1	AWAY	0- 2	1- 2	5- 1				
0- 0	0- 0	0- 0	NEUTRAL	0- 0	0- 0	0- 0				
5- 6	0- 1	0- 1	NON-CONFERENCE	0- 1	1- 2	4- 1				
3- 0	0- 0	0- 0	HOME	0- 0	1- 0	2- 0				
2- 6	0- 1	0- 1	AWAY	0- 1	0- 2	2- 1				
0- 0	0- 0	0- 0	NEUTRAL	0- 0	0- 0	0- 0				
7- 3	0- 0	0- 0	CONFERENCE	0- 2	1- 0	6- 1				
3- 2	0- 0	0- 0	HOME	0- 1	0- 0	3- 1				
4- 1	0- 0	0- 0	AWAY	0- 1	1- 0	3- 0				
0- 0	0- 0	0- 0	NEUTRAL	0- 0	0- 0	0- 0				

RPI 1-25				RPI 26-50				RPI 51-100				RPI 101+ Team's RPI: 145			
RPI	S	Opponent	Score	RPI	S	Opponent	Score	RPI	S	Opponent	Score	RPI	S	Opponent	Score
5	A	Penn St.	61 72	28	A	DePaul	51 68	72	A	Ohio St.	50 67	107	A	Northwestern	45 61
								80	A	Hampton	45 67	112	H	Temple	61 58
								80	H	Hampton	50 52	126	A	Saint Francis (PA)	61 69
												149	A	N.C. A&T	44 42
												152	H	South Carolina St.	53 54
												154	A	George Washington	60 61
												228	H	Mt. St. Mary's	77 52
												231	H	Loyola Maryland	40 37
												233	A	Pepperdine	55 51
												283	A	Delaware St.	54 40
												292	A	Coppin St.	67 54
												293	H	Savannah St.	53 41
												295	A	NJIT	46 33
												332	H	UMES	59 30
												335	H	Norfolk St.	56 45
												342	A	N.C. Central	56 30
LAST 12 Division I GAMES:															
332	H	UMES	59 30	149	A	N.C. A&T	44 42	335	H	Norfolk St.	56 45				
152	H	South Carolina St.	53 54	80	H	Hampton	50 52	292	A	Coppin St.	67 54				
293	H	Savannah St.	53 41	112	H	Temple	61 58	72	A	Ohio St.	50 67				
80	A	Hampton	45 67												
295	A	NJIT	46 33												
342	A	N.C. Central	56 30												

Non-Div I Games: Bowie St. 60 38

Howard

■ Loss,
 ■ Non-Conf,
 ■ S Site,
 ■ Home
 ■ A Away
 N Neutral

Average RPI Win:	273	WON-LOST	WINNING	LAST 10	STRENGTH OF	OPP. STRENGTH	TEAM	ADJ.	CONF.	ADJ CONF.
Average RPI Loss:	155	RECORD	PCT. RANK	GAMES	SCHEDULE	OF SCHEDULE	RPI	RPI	RPI	RPI
DIV. I ONLY	7- 14	270	5- 5	166	237	257	257	22	22	
DIV. I NON-CONF.	3- 9	287	1- 1	150	254	263	263	21	21	
TOTALS	RPI 1-25	RPI 26-50	W-L RECORDS	RPI 51-100	RPI 101-150	RPI 150+				
7- 14	0- 1	0- 1	OVERALL	0- 2	0- 2	7- 8				
5- 6	0- 1	0- 0	HOME	0- 1	0- 2	5- 2				
2- 8	0- 0	0- 1	AWAY	0- 1	0- 0	2- 6				
0- 0	0- 0	0- 0	NEUTRAL	0- 0	0- 0	0- 0				
3- 9	0- 1	0- 1	NON-CONFERENCE	0- 0	0- 1	3- 6				
2- 4	0- 1	0- 0	HOME	0- 0	0- 1	2- 2				
1- 5	0- 0	0- 1	AWAY	0- 0	0- 0	1- 4				
0- 0	0- 0	0- 0	NEUTRAL	0- 0	0- 0	0- 0				
4- 5	0- 0	0- 0	CONFERENCE	0- 2	0- 1	4- 2				
3- 2	0- 0	0- 0	HOME	0- 1	0- 1	3- 0				
1- 3	0- 0	0- 0	AWAY	0- 1	0- 0	1- 2				
0- 0	0- 0	0- 0	NEUTRAL	0- 0	0- 0	0- 0				

RPI 1-25				RPI 26-50				RPI 51-100				RPI 101+ Team's RPI: 257			
RPI	S	Opponent	Score	RPI	S	Opponent	Score	RPI	S	Opponent	Score	RPI	S	Opponent	Score
13	H	Purdue	54 69	30	A	Michigan St.	36 64	74	A	South Dakota St.	62 72	103	H	Detroit	58 88
								74	H	South Dakota St.	64 66	141	H	IUPUI	74 79
												184	A	Indiana	47 64
												193	A	SIU Edwardsville	54 61
												193	H	SIU Edwardsville	67 74
												211	A	Ball St.	46 53
												213	H	Valparaiso	73 82
												223	A	South Dakota	51 82
												240	A	Neb. Omaha	50 60
												240	H	Neb. Omaha	51 46
												248	H	Western Ill.	80 49
												269	H	Oakland	57 55
												273	A	North Dakota St.	70 58
												273	H	North Dakota St.	65 58
												275	A	UMKC	59 77
												297	H	Coastal Caro.	51 46
												309	A	Southern Ill.	78 65
LAST 12 Division I GAMES:															
273	A	North Dakota St.	70 58	74	H	South Dakota St.	64 66	273	H	North Dakota St.	65 58				
74	A	South Dakota St.	62 72	240	H	Neb. Omaha	51 46	240	A	Neb. Omaha	50 60				
240	H	Neb. Omaha	51 46	269	H	Oakland	57 55	248	H	Western Ill.	80 49				
269	H	Oakland	57 55	275	A	UMKC	59 77	141	H	IUPUI	74 79				
275	A	UMKC	59 77	223	A	South Dakota	51 82	103	H	Detroit	58 88				

Non-Div I Games: Grace (IN) 68 52 Rochester College 71 59

IPFW

Loss, Non-Conf, S Site, H Home A Away N Neutral

Average RPI Win: 223	WON-LOST	WINNING	LAST 10	STRENGTH OF	OPP. STRENGTH	TEAM	ADJ.	CONF.	ADJ CONF.
Average RPI Loss: 158	RECORD	PCT. RANK	GAMES	SCHEDULE	OF SCHEDULE	RPI	RPI	RPI	RPI
DIV. I ONLY	12- 9	126	7- 3	165	252	141	141	22	22
DIV. I NON-CONF.	7- 6	155	3- 1	105	265	131	131	21	21

TOTALS	RPI 1-25	RPI 26-50	W-L RECORDS	RPI 51-100	RPI 101-150	RPI 150+			
12- 9	0- 1	0- 0	OVERALL	1- 1	1- 2	10- 5			
7- 3	0- 0	0- 0	HOME	0- 1	1- 1	6- 1			
5- 6	0- 1	0- 0	AWAY	1- 0	0- 1	4- 4			
0- 0	0- 0	0- 0	NEUTRAL	0- 0	0- 0	0- 0			
7- 6	0- 1	0- 0	NON-CONFERENCE	0- 1	1- 2	6- 2			
5- 2	0- 0	0- 0	HOME	0- 1	1- 1	4- 0			
2- 4	0- 1	0- 0	AWAY	0- 0	0- 1	2- 2			
0- 0	0- 0	0- 0	NEUTRAL	0- 0	0- 0	0- 0			
5- 3	0- 0	0- 0	CONFERENCE	1- 0	0- 0	4- 3			
2- 1	0- 0	0- 0	HOME	0- 0	0- 0	2- 1			
3- 2	0- 0	0- 0	AWAY	1- 0	0- 0	2- 2			
0- 0	0- 0	0- 0	NEUTRAL	0- 0	0- 0	0- 0			

RPI 1-25				RPI 26-50				RPI 51-100				RPI 101+ Team's RPI: 141			
RPI	S	Opponent	Score	RPI	S	Opponent	Score	RPI	S	Opponent	Score	RPI	S	Opponent	Score
13	A	Purdue	53 78					70	H	Youngstown St.	57 58	110	H	Butler	58 67
								74	A	South Dakota St.	57 56	120	A	Eastern Ill.	60 71
												121	H	Indiana St.	71 67
												159	A	Wright St.	71 75
												178	A	Belmont	61 53
												184	A	Indiana	49 60
												213	H	Valparaiso	75 69
												223	H	South Dakota	56 76
												240	A	Neb. Omaha	45 43
												240	H	Neb. Omaha	60 49
												244	H	Western Mich.	75 67
												248	A	Western Ill.	61 55
												248	H	Western Ill.	55 36
												257	A	IPFW	79 74
												269	A	Oakland	59 68
												273	A	North Dakota St.	68 71
												275	H	UMKC	47 46
												338	H	Chicago St.	65 30
LAST 12 Division I GAMES:															
240	A	Neb. Omaha	45 43	273	A	North Dakota St.	68 71								
338	H	Chicago St.	65 30	240	H	Neb. Omaha	60 49								
248	A	Western Ill.	61 55	248	H	Western Ill.	55 36								
223	H	South Dakota	56 76	269	A	Oakland	59 68								
275	H	UMKC	47 46	257	A	IPFW	79 74								
74	A	South Dakota St.	57 56	13	A	Purdue	53 78								

Non-Div I Games: Grace (IN) 107 48 Goshen 87 31

IUPUI

■ Loss,
 ■ Non-Conf,
 ■ S Site,
 ■ H Home
 ■ A Away
 N Neutral

Average RPI Win:	242	WON-LOST	WINNING	LAST 10	STRENGTH OF	OPP. STRENGTH	TEAM	ADJ.	CONF.	ADJ CONF.
Average RPI Loss:	120	RECORD	PCT. RANK	GAMES	SCHEDULE	OF SCHEDULE	RPI	RPI	RPI	RPI
DIV. I ONLY	12- 12	160	8- 2	121	233	146	146	24	24	
DIV. I NON-CONF.	3- 8	274	0- 0	30	186	155	155	24	24	
TOTALS	RPI 1-25	RPI 26-50	W-L RECORDS	RPI 51-100	RPI 101-150	RPI 150+				
12- 12	0- 0	0- 2	OVERALL	0- 4	1- 0	11- 6				
5- 5	0- 0	0- 0	HOME	0- 1	1- 0	4- 4				
7- 6	0- 0	0- 2	AWAY	0- 3	0- 0	7- 1				
0- 1	0- 0	0- 0	NEUTRAL	0- 0	0- 0	0- 1				
3- 8	0- 0	0- 2	NON-CONFERENCE	0- 4	1- 0	2- 2				
1- 2	0- 0	0- 0	HOME	0- 1	1- 0	0- 1				
2- 5	0- 0	0- 2	AWAY	0- 3	0- 0	2- 0				
0- 1	0- 0	0- 0	NEUTRAL	0- 0	0- 0	0- 1				
9- 4	0- 0	0- 0	CONFERENCE	0- 0	0- 0	9- 4				
4- 3	0- 0	0- 0	HOME	0- 0	0- 0	4- 3				
5- 1	0- 0	0- 0	AWAY	0- 0	0- 0	5- 1				
0- 0	0- 0	0- 0	NEUTRAL	0- 0	0- 0	0- 0				

RPI S	Opponent	Score	RPI S	Opponent	Score	RPI S	Opponent	Score	RPI S	Opponent	Score	Team's RPI: 146
27	A Colorado	65 70	61	A Washington	48 62	109	H Eastern Wash.	68 66				
50	A Gonzaga	62 97	66	A Wyoming	53 86	156	A Utah St.	50 81				
			79	A Montana	65 76	156	H Utah St.	85 91				
			79	H Montana	50 71	163	H Seattle	71 76				
						170	H Louisiana Tech	58 67				
						185	A UC Riverside	78 64				
						197	H Portland	56 62				
						216	A Denver	68 60				
						216	H Denver	70 64				
						234	N Tennessee St.	64 69				
						259	A New Mexico St.	57 51				
						259	H New Mexico St.	72 53				
						260	A UTSA	64 45				
						263	A UC Irvine	73 55				
						271	A San Jose St.	83 66				
						271	H San Jose St.	82 65				
						286	A Texas St.	72 60				
						305	H Texas-Arlington	70 52				
LAST 12 Division I GAMES:												
216	H Denver	70 64	305	H Texas-Arlington	70 52							
259	H New Mexico St.	72 53	170	H Louisiana Tech	58 67							
271	A San Jose St.	83 66	259	A New Mexico St.	57 51							
156	A Utah St.	50 81	216	A Denver	68 60							
260	A UTSA	64 45	156	H Utah St.	85 91							
286	A Texas St.	72 60	271	H San Jose St.	82 65							

Non-Div I Games:

Idaho

■ Loss,
 ■ Non-Conf,
 ■ S Site,
 ■ Home
 ■ A Away
 N Neutral

Average RPI Win:	242	WON-LOST	WINNING	LAST 10	STRENGTH OF	OPP. STRENGTH	TEAM	ADJ.	CONF.	ADJ CONF.
Average RPI Loss:	96	RECORD	PCT. RANK	GAMES	SCHEDULE	OF SCHEDULE	RPI	RPI	RPI	RPI
DIV. I ONLY	12- 9	126	7- 3	225	155	148	148	15	15	
DIV. I NON-CONF.	4- 4	160	0- 1	233	63	140	140	14	14	
TOTALS	RPI 1-25	RPI 26-50	W-L RECORDS	RPI 51-100	RPI 101-150	RPI 150+				
12- 9	0- 1	0- 1	OVERALL	0- 3	2- 3	10- 1				
6- 3	0- 0	0- 0	HOME	0- 1	1- 2	5- 0				
6- 6	0- 1	0- 1	AWAY	0- 2	1- 1	5- 1				
0- 0	0- 0	0- 0	NEUTRAL	0- 0	0- 0	0- 0				
4- 4	0- 1	0- 1	NON-CONFERENCE	0- 2	0- 0	4- 0				
2- 0	0- 0	0- 0	HOME	0- 0	0- 0	2- 0				
2- 4	0- 1	0- 1	AWAY	0- 2	0- 0	2- 0				
0- 0	0- 0	0- 0	NEUTRAL	0- 0	0- 0	0- 0				
8- 5	0- 0	0- 0	CONFERENCE	0- 1	2- 3	6- 1				
4- 3	0- 0	0- 0	HOME	0- 1	1- 2	3- 0				
4- 2	0- 0	0- 0	AWAY	0- 0	1- 1	3- 1				
0- 0	0- 0	0- 0	NEUTRAL	0- 0	0- 0	0- 0				

RPI 1-25				RPI 26-50				RPI 51-100				RPI 101+ Team's RPI: 148			
RPI	S	Opponent	Score	RPI	S	Opponent	Score	RPI	S	Opponent	Score	RPI	S	Opponent	Score
25	A	Nebraska	51 60	40	A	Kansas	36 52	65	A	Kansas St.	54 62	109	H	Eastern Wash.	55 61
								79	H	Montana	52 57	113	H	Montana St.	63 55
								98	A	Arizona St.	53 60	116	A	Northern Colo.	63 71
												116	H	Northern Colo.	49 50
												144	A	Sacramento St.	62 52
												195	H	Portland St.	63 50
												212	A	North Dakota	59 64
												212	H	North Dakota	60 43
												223	A	South Dakota	69 45
												247	A	Boise St.	64 55
												267	A	Southern Utah	60 50
												267	H	Southern Utah	80 71
												282	A	Northern Ariz.	52 48
												307	H	Utah Valley	69 67
												323	H	Air Force	83 51
												329	A	Weber St.	69 45
LAST 12 Division I GAMES:															
267	A	Southern Utah	60 50	144	A	Sacramento St.	62 52								
212	H	North Dakota	60 43	329	A	Weber St.	69 45								
116	H	Northern Colo.	49 50	267	H	Southern Utah	80 71								
113	H	Montana St.	63 55	116	A	Northern Colo.	63 71								
79	H	Montana	52 57	212	A	North Dakota	59 64								
282	A	Northern Ariz.	52 48	98	A	Arizona St.	53 60								

Non-Div I Games: Carroll (MT) 70 38

Idaho St.

■ Loss,
 ■ Non-Conf, S Site,
 ■ Home
 ■ Away
 N Neutral

Average RPI Win:	237	WON-LOST	WINNING	LAST 10	STRENGTH OF	OPP. STRENGTH	TEAM	ADJ.	CONF.	ADJ CONF.
Average RPI Loss:	152	RECORD	PCT. RANK	GAMES	SCHEDULE	OF SCHEDULE	RPI	RPI	RPI	RPI
DIV. I ONLY	6- 13	279	3- 7	208	182	279	279	13	13	
DIV. I NON-CONF.	3- 8	274	2- 2	254	221	307	307	12	12	
TOTALS	RPI 1-25	RPI 26-50	W-L RECORDS	RPI 51-100	RPI 101-150	RPI 150+				
6- 13	0- 0	0- 1	OVERALL	0- 2	0- 3	6- 7				
5- 4	0- 0	0- 0	HOME	0- 2	0- 1	5- 1				
1- 9	0- 0	0- 1	AWAY	0- 0	0- 2	1- 6				
0- 0	0- 0	0- 0	NEUTRAL	0- 0	0- 0	0- 0				
3- 8	0- 0	0- 0	NON-CONFERENCE	0- 1	0- 2	3- 5				
3- 2	0- 0	0- 0	HOME	0- 1	0- 1	3- 0				
0- 6	0- 0	0- 0	AWAY	0- 0	0- 1	0- 5				
0- 0	0- 0	0- 0	NEUTRAL	0- 0	0- 0	0- 0				
3- 5	0- 0	0- 1	CONFERENCE	0- 1	0- 1	3- 2				
2- 2	0- 0	0- 0	HOME	0- 1	0- 0	2- 1				
1- 3	0- 0	0- 1	AWAY	0- 0	0- 1	1- 1				
0- 0	0- 0	0- 0	NEUTRAL	0- 0	0- 0	0- 0				

RPI 1-25			RPI 26-50			RPI 51-100			RPI 101+ Team's RPI: 279		
RPI	S	Opponent	Score	RPI	S	Opponent	Score	RPI	S	Opponent	Score
				26	A	Green Bay	53 99	70	H	Youngstown St.	54 67
								85	H	Illinois St.	74 86
								103	A	Detroit	68 74
								110	H	Butler	61 84
								121	A	Indiana St.	33 64
								158	A	Bradley	52 66
								159	A	Wright St.	51 59
								184	A	Indiana	59 81
								187	A	Saint Louis	49 58
								193	H	SIU Edwardsville	68 61
								213	H	Valparaiso	82 75
								226	H	Cleveland St.	69 73
								244	H	Western Mich.	66 58
								250	H	Milwaukee	84 67
								255	A	Loyola Chicago	73 62
								261	A	Southeast Mo. St.	52 67
								265	H	Northern Ill.	66 61
								280	A	Drake	61 71
LAST 12 Division I GAMES:											
250	H	Milwaukee	84 67	255	A	Loyola Chicago	73 62				
26	A	Green Bay	53 99	226	H	Cleveland St.	69 73				
70	H	Youngstown St.	54 67	110	H	Butler	61 84				
103	A	Detroit	68 74	184	A	Indiana	59 81				
159	A	Wright St.	51 59	244	H	Western Mich.	66 58				
213	H	Valparaiso	82 75	265	H	Northern Ill.	66 61				

Non-Div I Games: Roosevelt 90 67 Truman 51 64

Ill.-Chicago

Average RPI Win: 115	WON-LOST	WINNING	LAST 10	STRENGTH OF	OPP. STRENGTH	TEAM	ADJ.	CONF.	ADJ CONF.
Average RPI Loss: 57	RECORD	PCT. RANK	GAMES	SCHEDULE	OF SCHEDULE	RPI	RPI	RPI	RPI
DIV. I ONLY	14- 9	106	7- 3	32	11	54	54	2	2
DIV. I NON-CONF.	7- 5	131	1- 0	78	28	110	110	2	2
TOTALS	RPI 1-25	RPI 26-50	W-L RECORDS	RPI 51-100	RPI 101-150	RPI 150+			
14- 9	2- 2	1- 4	OVERALL	4- 1	2- 1	5- 1			
7- 6	1- 1	1- 2	HOME	1- 1	0- 1	4- 1			
6- 2	1- 0	0- 2	AWAY	3- 0	2- 0	0- 0			
1- 1	0- 1	0- 0	NEUTRAL	0- 0	0- 0	1- 0			
7- 5	1- 1	0- 2	NON-CONFERENCE	0- 1	1- 0	5- 1			
5- 3	1- 0	0- 1	HOME	0- 1	0- 0	4- 1			
1- 1	0- 0	0- 1	AWAY	0- 0	1- 0	0- 0			
1- 1	0- 1	0- 0	NEUTRAL	0- 0	0- 0	1- 0			
7- 4	1- 1	1- 2	CONFERENCE	4- 0	1- 1	0- 0			
2- 3	0- 1	1- 1	HOME	1- 0	0- 1	0- 0			
5- 1	1- 0	0- 1	AWAY	3- 0	1- 0	0- 0			
0- 0	0- 0	0- 0	NEUTRAL	0- 0	0- 0	0- 0			

RPI S	Opponent	Score	RPI S	Opponent	Score	RPI S	Opponent	Score	RPI S	Opponent	Score
13	H Purdue	66 67	27	H Colorado	62 69	71	A Minnesota	91 86	107	A Northwestern	65 47
17	H Georgia	70 59	29	A Michigan	69 72	71	H Minnesota	76 66	107	H Northwestern	58 62
23	N Iowa St.	50 68	30	H Michigan St.	75 79	72	A Ohio St.	79 73	147	A Memphis	73 65
25	A Nebraska	62 52	33	H Iowa	74 62	85	H Illinois St.	68 69	157	H Wake Forest	95 82
			37	A Texas Tech	56 75	90	A Wisconsin	64 56	158	H Bradley	77 83
									168	H Evansville	84 52
									171	N Tulsa	82 75
									226	H Cleveland St.	83 64
									251	H Oregon	80 62
LAST 12 Division I GAMES:											
71	H Minnesota	76 66	25	A Nebraska	62 52						
29	A Michigan	69 72	30	H Michigan St.	75 79						
90	A Wisconsin	64 56	107	A Northwestern	65 47						
33	H Iowa	74 62	72	A Ohio St.	79 73						
71	A Minnesota	91 86	13	H Purdue	66 67						
107	H Northwestern	58 62	17	H Georgia	70 59						

Non-Div I Games:

Illinois

Average RPI Win:	180	WON-LOST	WINNING	LAST 10	STRENGTH OF	OPP. STRENGTH	TEAM	ADJ.	CONF.	ADJ CONF.
Average RPI Loss:	80	RECORD	PCT. RANK	GAMES	SCHEDULE	OF SCHEDULE	RPI	RPI	RPI	RPI
DIV. I ONLY	15- 8	84	6- 4	104	90	85	85	10	10	
DIV. I NON-CONF.	8- 4	84	1- 0	99	59	79	79	9	9	
TOTALS	RPI 1-25	RPI 26-50	W-L RECORDS	RPI 51-100	RPI 101-150	RPI 150+				
15- 8	0- 1	1- 3	OVERALL	2- 1	4- 2	8- 1				
10- 4	0- 1	1- 1	HOME	0- 0	3- 1	6- 1				
5- 4	0- 0	0- 2	AWAY	2- 1	1- 1	2- 0				
0- 0	0- 0	0- 0	NEUTRAL	0- 0	0- 0	0- 0				
8- 4	0- 1	0- 2	NON-CONFERENCE	2- 0	2- 1	4- 0				
4- 3	0- 1	0- 1	HOME	0- 0	1- 1	3- 0				
4- 1	0- 0	0- 1	AWAY	2- 0	1- 0	1- 0				
0- 0	0- 0	0- 0	NEUTRAL	0- 0	0- 0	0- 0				
7- 4	0- 0	1- 1	CONFERENCE	0- 1	2- 1	4- 1				
6- 1	0- 0	1- 0	HOME	0- 0	2- 0	3- 1				
1- 3	0- 0	0- 1	AWAY	0- 1	0- 1	1- 0				
0- 0	0- 0	0- 0	NEUTRAL	0- 0	0- 0	0- 0				

RPI 1-25				RPI 26-50				RPI 51-100				Team's RPI: 85	RPI 101+			
RPI	S	Opponent	Score	RPI	S	Opponent	Score	RPI	S	Opponent	Score		RPI	S	Opponent	Score
20	H	Princeton	50 67	29	H	Michigan	45 56	54	A	Illinois	69 68		107	H	Northwestern	64 46
				32	A	Creighton	45 64	78	A	Wichita St.	54 66		110	A	Butler	65 57
				32	H	Creighton	66 60	88	A	Western Ky.	83 68		117	H	UNI	72 41
				33	A	Iowa	64 74						121	H	Indiana St.	66 65
													135	A	Missouri St.	76 91
													147	H	Memphis	74 76
													158	H	Bradley	81 65
													168	H	Evansville	57 71
													211	H	Ball St.	71 56
													250	H	Milwaukee	75 54
													279	A	Ill.-Chicago	86 74
													280	A	Drake	71 66
													280	H	Drake	81 57
													299	H	Morehead St.	62 45
													309	H	Southern Ill.	89 41
LAST 12 Division I GAMES:																
				32	H	Creighton	66 60	168	H	Evansville	57 71					
				280	H	Drake	81 57	280	A	Drake	71 66					
				135	A	Missouri St.	76 91	32	A	Creighton	45 64					
				78	A	Wichita St.	54 66	158	H	Bradley	81 65					
				121	H	Indiana St.	66 65	117	H	UNI	72 41					
				309	H	Southern Ill.	89 41	110	A	Butler	65 57					

Non-Div I Games:

Illinois St.

Indiana

Through Games Of Sunday, February 10, 2013

Average RPI Win:	204	WON-LOST	WINNING	LAST 10	STRENGTH OF	OPP. STRENGTH	TEAM	ADJ.	CONF.	ADJ CONF.
Average RPI Loss:	86	RECORD	PCT. RANK	GAMES	SCHEDULE	OF SCHEDULE	RPI	RPI	RPI	RPI
DIV. I ONLY	10- 14	211	1- 9	92	65	184	184	2	2	
DIV. I NON-CONF.	9- 4	75	1- 0	253	227	163	163	2	2	
TOTALS	RPI 1-25	RPI 26-50	W-L RECORDS	RPI 51-100	RPI 101-150	RPI 150+				
10- 14	0- 3	0- 3	OVERALL	0- 3	3- 2	7- 3				
8- 7	0- 2	0- 2	HOME	0- 1	3- 0	5- 2				
2- 7	0- 1	0- 1	AWAY	0- 2	0- 2	2- 1				
0- 0	0- 0	0- 0	NEUTRAL	0- 0	0- 0	0- 0				
9- 4	0- 0	0- 0	NON-CONFERENCE	0- 0	2- 1	7- 3				
7- 2	0- 0	0- 0	HOME	0- 0	2- 0	5- 2				
2- 2	0- 0	0- 0	AWAY	0- 0	0- 1	2- 1				
0- 0	0- 0	0- 0	NEUTRAL	0- 0	0- 0	0- 0				
1- 10	0- 3	0- 3	CONFERENCE	0- 3	1- 1	0- 0				
1- 5	0- 2	0- 2	HOME	0- 1	1- 0	0- 0				
0- 5	0- 1	0- 1	AWAY	0- 2	0- 1	0- 0				
0- 0	0- 0	0- 0	NEUTRAL	0- 0	0- 0	0- 0				

RPI	S	Opponent	Score	RPI	S	Opponent	Score	RPI	S	Opponent	Score	RPI	S	Opponent	Score	Team's RPI: 184
5	H	Penn St.	54 76	29	A	Michigan	48 65	72	A	Ohio St.	45 68	107	A	Northwestern	39 53	
13	A	Purdue	42 59	29	H	Michigan	43 61	72	H	Ohio St.	56 70	107	H	Northwestern	68 64	
25	H	Nebraska	38 67	30	H	Michigan St.	46 56	90	A	Wisconsin	53 65	110	A	Butler	56 59	
												121	H	Indiana St.	60 46	
												141	H	IUPUI	60 49	
												178	H	Belmont	54 58	
												190	H	Clemson	52 49	
												193	H	SIU Edwardsville	72 56	
												200	A	Murray St.	63 62	
												213	A	Valparaiso	52 64	
												222	H	Xavier	66 55	
												226	H	Cleveland St.	58 69	
												257	H	IPFW	64 47	
												279	H	Ill.-Chicago	81 59	
												334	A	A&M-Corpus Christi	58 47	
LAST 12 Division I GAMES:																
90	A	Wisconsin	53 65	30	H	Michigan St.	46 56									
5	H	Penn St.	54 76	72	A	Ohio St.	45 68									
72	H	Ohio St.	56 70	25	H	Nebraska	38 67									
13	A	Purdue	42 59	107	H	Northwestern	68 64									
107	A	Northwestern	39 53	29	A	Michigan	48 65									
29	H	Michigan	43 61	279	H	Ill.-Chicago	81 59									

Non-Div I Games:

Indiana

■ Loss,
 ■ Non-Conf, S Site,
 ■ Home
 ■ Away
 N Neutral

Average RPI Win:	212	WON-LOST	WINNING	LAST 10	STRENGTH OF	OPP. STRENGTH	TEAM	ADJ.	CONF.	ADJ CONF.
Average RPI Loss:	114	RECORD	PCT. RANK	GAMES	SCHEDULE	OF SCHEDULE	RPI	RPI	RPI	RPI
DIV. I ONLY	14- 8	89	5- 5	211	140	121	121	10	10	
DIV. I NON-CONF.	8- 3	61	0- 1	264	237	105	105	9	9	
TOTALS	RPI 1-25	RPI 26-50	W-L RECORDS	RPI 51-100	RPI 101-150	RPI 150+				
14- 8	0- 0	1- 1	OVERALL	0- 2	2- 3	11- 2				
10- 2	0- 0	1- 0	HOME	0- 0	1- 1	8- 1				
4- 6	0- 0	0- 1	AWAY	0- 2	1- 2	3- 1				
0- 0	0- 0	0- 0	NEUTRAL	0- 0	0- 0	0- 0				
8- 3	0- 0	0- 0	NON-CONFERENCE	0- 0	1- 2	7- 1				
6- 0	0- 0	0- 0	HOME	0- 0	1- 0	5- 0				
2- 3	0- 0	0- 0	AWAY	0- 0	0- 2	2- 1				
0- 0	0- 0	0- 0	NEUTRAL	0- 0	0- 0	0- 0				
6- 5	0- 0	1- 1	CONFERENCE	0- 2	1- 1	4- 1				
4- 2	0- 0	1- 0	HOME	0- 0	0- 1	3- 1				
2- 3	0- 0	0- 1	AWAY	0- 2	1- 0	1- 0				
0- 0	0- 0	0- 0	NEUTRAL	0- 0	0- 0	0- 0				

RPI S	Opponent	Score	RPI S	Opponent	Score	RPI S	Opponent	Score	RPI S	Opponent	Score	Team's RPI: 121
32	A Creighton	50 69	32	H Creighton	58 41	78	A Wichita St.	46 53	110	A Butler	45 56	
32	H Creighton	58 41	85	A Illinois St.	65 66	117	H UNI	52 54	120	H Eastern Ill.	69 39	
						135	A Missouri St.	71 67	141	A IUPUI	67 71	
						158	H Bradley	55 54	161	A UT Martin	73 71	
						168	H Evansville	54 55	178	H Belmont	48 34	
						184	A Indiana	46 60	187	A Saint Louis	48 46	
						249	H Marshall	55 49	265	H Northern Ill.	58 52	
						279	H Ill.-Chicago	64 33	280	A Drake	67 49	
						280	H Drake	59 48	309	H Southern Ill.	72 57	
						338	H Chicago St.	69 35				
LAST 12 Division I GAMES:												
280	H Drake	59 48	309	H Southern Ill.	72 57							
32	H Creighton	58 41	32	A Creighton	50 69							
78	A Wichita St.	46 53	280	A Drake	67 49							
135	A Missouri St.	71 67	117	H UNI	52 54							
85	A Illinois St.	65 66	158	H Bradley	55 54							
168	H Evansville	54 55	110	A Butler	45 56							

Non-Div I Games:

Indiana St.

■ Loss,
 ■ Non-Conf, S Site,
 ■ Home
 ■ Away
 N Neutral

Average RPI Win: 255	WON-LOST	WINNING	LAST 10	STRENGTH OF	OPP. STRENGTH	TEAM	ADJ.	CONF.	ADJ CONF.
Average RPI Loss: 146	RECORD	PCT. RANK	GAMES	SCHEDULE	OF SCHEDULE	RPI	RPI	RPI	RPI
DIV. I ONLY	12- 11	149	5- 5	233	230	174	174	26	26
DIV. I NON-CONF.	5- 6	189	0- 0	263	180	195	195	23	23
TOTALS	RPI 1-25	RPI 26-50	W-L RECORDS	RPI 51-100	RPI 101-150	RPI 150+			
12- 11	0- 1	0- 2	OVERALL	0- 1	1- 1	11- 6			
6- 3	0- 0	0- 1	HOME	0- 0	1- 0	5- 2			
6- 8	0- 1	0- 1	AWAY	0- 1	0- 1	6- 4			
0- 0	0- 0	0- 0	NEUTRAL	0- 0	0- 0	0- 0			
5- 6	0- 1	0- 0	NON-CONFERENCE	0- 1	1- 1	4- 3			
2- 1	0- 0	0- 0	HOME	0- 0	1- 0	1- 1			
3- 5	0- 1	0- 0	AWAY	0- 1	0- 1	3- 2			
0- 0	0- 0	0- 0	NEUTRAL	0- 0	0- 0	0- 0			
7- 5	0- 0	0- 2	CONFERENCE	0- 0	0- 0	7- 3			
4- 2	0- 0	0- 1	HOME	0- 0	0- 0	4- 1			
3- 3	0- 0	0- 1	AWAY	0- 0	0- 0	3- 2			
0- 0	0- 0	0- 0	NEUTRAL	0- 0	0- 0	0- 0			

RPI 1-25				RPI 26-50				RPI 51-100				RPI 101+ Team's RPI: 174			
RPI	S	Opponent	Score	RPI	S	Opponent	Score	RPI	S	Opponent	Score	RPI	S	Opponent	Score
11	A	Duke	31 100	44	A	Marist	55 69	51	A	St. John's (NY)	55 71	138	H	Navy	74 64
				44	H	Marist	40 63					149	A	N.C. A&T	57 66
												169	A	Providence	58 70
												177	A	Fairfield	62 47
												177	H	Fairfield	54 60
												182	A	Long Beach St.	60 58
												198	A	Stony Brook	64 70
												210	H	Rider	88 58
												231	A	Loyola Maryland	43 64
												241	A	Niagara	76 65
												241	H	Niagara	60 58
												258	A	Siena	54 70
												266	A	Canisius	68 54
												278	H	Bryant	71 77
												285	H	Colgate	73 47
												322	A	Wagner	74 64
												324	H	Manhattan	76 46
												331	H	Saint Peter's	93 62
												343	A	Columbia	67 63
LAST 12 Division I GAMES:															
210	H	Rider	88 58	331	H	Saint Peter's	93 62								
44	H	Marist	40 63	177	H	Fairfield	54 60								
177	A	Fairfield	62 47	44	A	Marist	55 69								
258	A	Siena	54 70	324	H	Manhattan	76 46								
231	A	Loyola Maryland	43 64	266	A	Canisius	68 54								
241	H	Niagara	60 58	241	A	Niagara	76 65								

Non-Div I Games:

Iona

■ Loss,
 ■ Non-Conf, S Site,
 ■ Home
 ■ Away
 N Neutral

Average RPI Win:	111	WON-LOST	WINNING	LAST 10	STRENGTH OF	OPP. STRENGTH	TEAM	ADJ.	CONF.	ADJ CONF.
Average RPI Loss:	55	RECORD	PCT. RANK	GAMES	SCHEDULE	OF SCHEDULE	RPI	RPI	RPI	RPI
DIV. I ONLY	16- 8	75	5- 5	24	23	33	33	2	2	
DIV. I NON-CONF.	11- 3	41	2- 0	41	33	23	23	2	2	
TOTALS	RPI 1-25	RPI 26-50	W-L RECORDS	RPI 51-100	RPI 101-150	RPI 150+				
16- 8	2- 2	2- 2	OVERALL	6- 2	3- 2	3- 0				
10- 3	2- 1	0- 1	HOME	4- 0	2- 1	2- 0				
4- 5	0- 0	1- 0	AWAY	2- 0	0- 1	1- 0				
2- 0	0- 0	1- 0	NEUTRAL	0- 0	1- 0	0- 0				
11- 3	1- 2	1- 0	NON-CONFERENCE	3- 0	3- 1	3- 0				
7- 1	1- 1	0- 0	HOME	2- 0	2- 0	2- 0				
2- 2	0- 1	0- 0	AWAY	1- 0	0- 1	1- 0				
2- 0	0- 0	1- 0	NEUTRAL	0- 0	1- 0	0- 0				
5- 5	1- 0	1- 2	CONFERENCE	3- 2	0- 1	0- 0				
3- 2	1- 0	0- 1	HOME	2- 0	0- 1	0- 0				
2- 3	0- 0	1- 1	AWAY	1- 2	0- 0	0- 0				
0- 0	0- 0	0- 0	NEUTRAL	0- 0	0- 0	0- 0				

RPI S	Opponent	Score	RPI S	Opponent	Score	Team's RPI: 33	RPI S	Opponent	Score	RPI S	Opponent	Score
13	H Purdue	62 46	29	A Michigan	63 57		54	A Illinois	62 74	107	H Northwestern	65 67
15	H North Carolina	64 77	29	H Michigan	64 68		55	H Middle Tenn.	69 63	115	N Texas	86 63
16	A Florida St.	69 83	30	A Michigan St.	54 65		71	A Minnesota	60 72	117	H UNI	68 46
23	H Iowa St.	50 42	41	N West Virginia	79 70		72	H Ohio St.	77 71	118	A FIU	65 66
							85	H Illinois St.	74 64	135	H Missouri St.	97 43
							86	A San Diego	83 73	265	H Northern Ill.	63 40
							90	A Wisconsin	65 56	277	H Robert Morris	58 44
							90	H Wisconsin	71 60	280	A Drake	82 65
LAST 12 Division I GAMES:												
71	A Minnesota	60 72	30	A Michigan St.	54 65							
107	H Northwestern	65 67	90	A Wisconsin	65 56							
54	A Illinois	62 74	29	H Michigan	64 68							
29	A Michigan	63 57	72	H Ohio St.	77 71							
90	H Wisconsin	71 60	86	A San Diego	83 73							
13	H Purdue	62 46	115	N Texas	86 63							

Non-Div I Games:

Iowa

Average RPI Win:	149	WON-LOST	WINNING	LAST 10	STRENGTH OF	OPP. STRENGTH	TEAM	ADJ.	CONF.	ADJ CONF.
Average RPI Loss:	23	RECORD	PCT. RANK	GAMES	SCHEDULE	OF SCHEDULE	RPI	RPI	RPI	RPI
DIV. I ONLY	17- 5	40	6- 4	56	15	23	23	1	1	
DIV. I NON-CONF.	9- 1	20	0- 0	270	150	63	63	1	1	
TOTALS	RPI 1-25	RPI 26-50	W-L RECORDS	RPI 51-100	RPI 101-150	RPI 150+				
17- 5	1- 2	3- 3	OVERALL	2- 0	3- 0	8- 0				
11- 1	1- 1	1- 0	HOME	1- 0	1- 0	7- 0				
4- 4	0- 1	2- 3	AWAY	0- 0	2- 0	0- 0				
2- 0	0- 0	0- 0	NEUTRAL	1- 0	0- 0	1- 0				
9- 1	0- 0	0- 1	NON-CONFERENCE	1- 0	1- 0	7- 0				
6- 0	0- 0	0- 0	HOME	0- 0	0- 0	6- 0				
1- 1	0- 0	0- 1	AWAY	0- 0	1- 0	0- 0				
2- 0	0- 0	0- 0	NEUTRAL	1- 0	0- 0	1- 0				
8- 4	1- 2	3- 2	CONFERENCE	1- 0	2- 0	1- 0				
5- 1	1- 1	1- 0	HOME	1- 0	1- 0	1- 0				
3- 3	0- 1	2- 2	AWAY	0- 0	1- 0	0- 0				
0- 0	0- 0	0- 0	NEUTRAL	0- 0	0- 0	0- 0				

RPI	S	Opponent	Score	RPI	S	Opponent	Score	RPI	S	Opponent	Score	RPI	S	Opponent	Score
1	A	Baylor	39 67	33	A	Iowa	42 50	54	N	Illinois	68 50	115	A	Texas	67 48
1	H	Baylor	51 66	37	A	Texas Tech	58 54	65	H	Kansas St.	87 71	115	H	Texas	73 65
22	H	Oklahoma	82 61	37	H	Texas Tech	67 52					117	A	UNI	67 59
				40	A	Kansas	75 78					165	H	TCU	68 52
				41	A	West Virginia	53 49					177	H	Fairfield	60 43
				42	A	Oklahoma St.	42 71					206	N	Loyola Marymount	55 33
												212	H	North Dakota	73 34
												248	H	Western Ill.	84 65
												280	H	Drake	87 45
												323	H	Air Force	83 35
												327	H	Alabama St.	86 47
LAST 12 Division I GAMES:															
65	H	Kansas St.	87 71	42	A	Oklahoma St.	42 71								
115	A	Texas	67 48	22	H	Oklahoma	82 61								
37	H	Texas Tech	67 52	165	H	TCU	68 52								
40	A	Kansas	75 78	1	A	Baylor	39 67								
41	A	West Virginia	53 49	37	A	Texas Tech	58 54								
1	H	Baylor	51 66	115	H	Texas	73 65								

Non-Div I Games:

Iowa St.

Average RPI Win:	315	WON-LOST	WINNING	LAST 10	STRENGTH OF	OPP. STRENGTH	TEAM	ADJ.	CONF.	ADJ CONF.
Average RPI Loss:	216	RECORD	PCT. RANK	GAMES	SCHEDULE	OF SCHEDULE	RPI	RPI	RPI	RPI
DIV. I ONLY	8- 13	235	5- 5	345	341	318	318	32	32	
DIV. I NON-CONF.	3- 6	241	0- 0	338	322	303	303	31	31	
TOTALS	RPI 1-25	RPI 26-50	W-L RECORDS	RPI 51-100	RPI 101-150	RPI 150+				
8- 13	0- 0	0- 0	OVERALL	0- 1	0- 2	8- 10				
3- 3	0- 0	0- 0	HOME	0- 0	0- 0	3- 3				
4- 9	0- 0	0- 0	AWAY	0- 1	0- 1	4- 7				
1- 1	0- 0	0- 0	NEUTRAL	0- 0	0- 1	1- 0				
3- 6	0- 0	0- 0	NON-CONFERENCE	0- 1	0- 2	3- 3				
0- 1	0- 0	0- 0	HOME	0- 0	0- 0	0- 1				
2- 4	0- 0	0- 0	AWAY	0- 1	0- 1	2- 2				
1- 1	0- 0	0- 0	NEUTRAL	0- 0	0- 1	1- 0				
5- 7	0- 0	0- 0	CONFERENCE	0- 0	0- 0	5- 7				
3- 2	0- 0	0- 0	HOME	0- 0	0- 0	3- 2				
2- 5	0- 0	0- 0	AWAY	0- 0	0- 0	2- 5				
0- 0	0- 0	0- 0	NEUTRAL	0- 0	0- 0	0- 0				

RPI 1-25				RPI 26-50				RPI 51-100				RPI 101+ Team's RPI: 318					
RPI	S	Opponent	Score	RPI	S	Opponent	Score	RPI	S	Opponent	Score	RPI	S	Opponent	Score		
								73	A	Arkansas	58	97	115	A	Texas	53	80
													138	N	Navy	48	72
													166	A	Texas Southern	66	73
													166	H	Texas Southern	58	67
													186	A	Eastern Ky.	56	64
													232	A	Prairie View	53	59
													249	N	Marshall	67	63
													256	H	Mississippi Val.	73	68
													262	A	Southern U.	54	56
													262	H	Southern U.	59	72
													284	A	La.-Lafayette	57	68
													288	H	Southeastern La.	54	66
													310	A	Alabama A&M	48	66
													320	A	Grambling	61	54
													327	A	Alabama St.	62	76
													330	H	Ark.-Pine Bluff	70	59
													339	A	Alcorn	40	34
													339	H	Alcorn	59	56
													344	A	New Orleans	82	51
													345	A	Houston Baptist	65	57
LAST 12 Division I GAMES:																	
166	H	Texas Southern	58	67	232	A	Prairie View	53	59								
262	A	Southern U.	54	56	166	A	Texas Southern	66	73								
339	A	Alcorn	40	34	262	H	Southern U.	59	72								
330	H	Ark.-Pine Bluff	70	59	339	H	Alcorn	59	56								
256	H	Mississippi Val.	73	68	310	A	Alabama A&M	48	66								
320	A	Grambling	61	54	327	A	Alabama St.	62	76								

Non-Div I Games:

Jackson St.

Jacksonville

Through Games Of Sunday, February 10, 2013

Average RPI Win:	304	WON-LOST	WINNING	LAST 10	STRENGTH OF	OPP. STRENGTH	TEAM	ADJ.	CONF.	ADJ CONF.
Average RPI Loss:	175	RECORD	PCT. RANK	GAMES	SCHEDULE	OF SCHEDULE	RPI	RPI	RPI	RPI
DIV. I ONLY	7- 16	283	1- 9	310	295	316	316	29	29	
DIV. I NON-CONF.	5- 7	210	1- 0	327	277	309	309	28	28	
TOTALS	RPI 1-25	RPI 26-50	W-L RECORDS	RPI 51-100	RPI 101-150	RPI 150+				
7- 16	0- 0	0- 0	OVERALL	0- 6	0- 1	7- 9				
6- 6	0- 0	0- 0	HOME	0- 3	0- 1	6- 2				
1- 10	0- 0	0- 0	AWAY	0- 3	0- 0	1- 7				
0- 0	0- 0	0- 0	NEUTRAL	0- 0	0- 0	0- 0				
5- 7	0- 0	0- 0	NON-CONFERENCE	0- 2	0- 0	5- 5				
4- 3	0- 0	0- 0	HOME	0- 1	0- 0	4- 2				
1- 4	0- 0	0- 0	AWAY	0- 1	0- 0	1- 3				
0- 0	0- 0	0- 0	NEUTRAL	0- 0	0- 0	0- 0				
2- 9	0- 0	0- 0	CONFERENCE	0- 4	0- 1	2- 4				
2- 3	0- 0	0- 0	HOME	0- 2	0- 1	2- 0				
0- 6	0- 0	0- 0	AWAY	0- 2	0- 0	0- 4				
0- 0	0- 0	0- 0	NEUTRAL	0- 0	0- 0	0- 0				

RPI S	Opponent	Score	RPI S	Opponent	Score	RPI S	Opponent	Score	RPI S	Opponent	Score
						62	A FGCU	57 74	134	H Mercer	68 72
						62	H FGCU	49 80	152	A South Carolina St.	45 68
						68	H South Fla.	52 92	190	A Clemson	58 87
						92	A Auburn	49 85	192	A Fla. Atlantic	79 96
						100	A Stetson	56 73	218	H Northern Ky.	65 60
						100	H Stetson	51 72	239	A East Tenn. St.	57 74
									243	A North Florida	63 66
									272	A USC Upstate	53 72
									281	H Florida A&M	69 72
									290	H Troy	83 88
									293	H Savannah St.	72 60
									303	H Vermont	78 67
									308	H Bethune-Cookman	68 54
									328	A Kennesaw St.	51 57
									328	H Kennesaw St.	64 52
									336	H Lipscomb	58 45
									340	A Jacksonville St.	72 69
LAST 12 Division I GAMES:											
328	A	Kennesaw St.	51	57	328	H	Kennesaw St.	64	52		
100	H	Stetson	51	72	134	H	Mercer	68	72		
62	H	FGCU	49	80	100	A	Stetson	56	73		
239	A	East Tenn. St.	57	74	62	A	FGCU	57	74		
272	A	USC Upstate	53	72	336	H	Lipscomb	58	45		
243	A	North Florida	63	66	218	H	Northern Ky.	65	60		

Non-Div I Games:

Jacksonville

Loss, Non-Conf, S Site, H Home A Away N Neutral

Average RPI Win:	0	WON-LOST	WINNING	LAST 10	STRENGTH OF	OPP. STRENGTH	TEAM	ADJ.	CONF.	ADJ CONF.
Average RPI Loss:	211	RECORD	PCT. RANK	GAMES	SCHEDULE	OF SCHEDULE	RPI	RPI	RPI	RPI
DIV. I ONLY	0- 23	342	0- 10	250	323	340	340	27	27	
DIV. I NON-CONF.	0- 11	337	0- 0	256	329	342	342	27	27	
TOTALS	RPI 1-25	RPI 26-50	W-L RECORDS	RPI 51-100	RPI 101-150	RPI 150+				
0- 23	0- 0	0- 1	OVERALL	0- 0	0- 3	0- 19				
0- 10	0- 0	0- 0	HOME	0- 0	0- 0	0- 10				
0- 12	0- 0	0- 1	AWAY	0- 0	0- 3	0- 8				
0- 1	0- 0	0- 0	NEUTRAL	0- 0	0- 0	0- 1				
0- 11	0- 0	0- 1	NON-CONFERENCE	0- 0	0- 2	0- 8				
0- 3	0- 0	0- 0	HOME	0- 0	0- 0	0- 3				
0- 7	0- 0	0- 1	AWAY	0- 0	0- 2	0- 4				
0- 1	0- 0	0- 0	NEUTRAL	0- 0	0- 0	0- 1				
0- 12	0- 0	0- 0	CONFERENCE	0- 0	0- 1	0- 11				
0- 7	0- 0	0- 0	HOME	0- 0	0- 0	0- 7				
0- 5	0- 0	0- 0	AWAY	0- 0	0- 1	0- 4				
0- 0	0- 0	0- 0	NEUTRAL	0- 0	0- 0	0- 0				

RPI 1-25			RPI 26-50			RPI 51-100			RPI 101+			Team's RPI: 340
RPI	S	Opponent	Score	RPI	S	Opponent	Score	RPI	S	Opponent	Score	
				47	A	Chattanooga	59 72					
								120	A	Eastern Ill.	53 76	
								133	A	Alabama	43 80	
								134	A	Mercer	51 63	
								160	N	Campbell	53 66	
								161	A	UT Martin	63 93	
								172	A	Mississippi St.	54 69	
								178	H	Belmont	62 68	
								186	H	Eastern Ky.	51 69	
								193	A	SIU Edwardsville	58 80	
								196	A	Tennessee Tech	52 79	
								196	H	Tennessee Tech	51 73	
								200	H	Murray St.	58 68	
								229	A	Georgia St.	50 79	
								234	A	Tennessee St.	67 76	
								234	H	Tennessee St.	68 88	
								242	H	Samford	45 48	
								243	A	North Florida	45 52	
								299	H	Morehead St.	59 70	
								315	H	Austin Peay	71 78	
								316	H	Jacksonville	69 72	
								328	H	Kennesaw St.	50 51	
								336	A	Lipscomb	54 67	
LAST 12 Division I GAMES:												
196	A	Tennessee Tech	52 79	193	A	SIU Edwardsville	58 80					
299	H	Morehead St.	59 70	120	A	Eastern Ill.	53 76					
315	H	Austin Peay	71 78	178	H	Belmont	62 68					
200	H	Murray St.	58 68	234	H	Tennessee St.	68 88					
234	A	Tennessee St.	67 76	161	A	UT Martin	63 93					
186	H	Eastern Ky.	51 69	196	H	Tennessee Tech	51 73					

Non-Div I Games: Reinhardt

60 65

Jacksonville St.

Average RPI Win:	220	WON-LOST	WINNING	LAST 10	STRENGTH OF	OPP. STRENGTH	TEAM	ADJ.	CONF.	ADJ CONF.
Average RPI Loss:	62	RECORD	PCT. RANK	GAMES	SCHEDULE	OF SCHEDULE	RPI	RPI	RPI	RPI
DIV. I ONLY	15- 8	84	8- 2	116	134	99	99	14	14	
DIV. I NON-CONF.	6- 6	160	1- 0	24	127	106	106	15	15	
TOTALS	RPI 1-25	RPI 26-50	W-L RECORDS	RPI 51-100	RPI 101-150	RPI 150+				
15- 8	0- 1	1- 1	OVERALL	1- 5	3- 1	10- 0				
8- 5	0- 1	0- 0	HOME	0- 3	3- 1	5- 0				
5- 2	0- 0	0- 1	AWAY	0- 1	0- 0	5- 0				
2- 1	0- 0	1- 0	NEUTRAL	1- 1	0- 0	0- 0				
6- 6	0- 0	1- 1	NON-CONFERENCE	1- 4	1- 1	3- 0				
4- 3	0- 0	0- 0	HOME	0- 2	1- 1	3- 0				
0- 2	0- 0	0- 1	AWAY	0- 1	0- 0	0- 0				
2- 1	0- 0	1- 0	NEUTRAL	1- 1	0- 0	0- 0				
9- 2	0- 1	0- 0	CONFERENCE	0- 1	2- 0	7- 0				
4- 2	0- 1	0- 0	HOME	0- 1	2- 0	2- 0				
5- 0	0- 0	0- 0	AWAY	0- 0	0- 0	5- 0				
0- 0	0- 0	0- 0	NEUTRAL	0- 0	0- 0	0- 0				

RPI 1-25				RPI 26-50				RPI 51-100 Team's RPI: 99				RPI 101+			
RPI	S	Opponent	Score	RPI	S	Opponent	Score	RPI	S	Opponent	Score	RPI	S	Opponent	Score
21	H	Delaware	64 71	26	N	Green Bay	89 86	57	A	Virginia	57 78	101	H	American	65 49
				31	A	Duquesne	57 62	58	H	Quinnipiac	60 65	104	H	Richmond	66 70
								71	N	Minnesota	62 80	106	H	Northeastern	68 65
								75	H	Liberty	48 60	128	H	Hofstra	85 62
								76	H	Drexel	46 48	200	H	Murray St.	71 51
								78	N	Wichita St.	63 58	229	A	Georgia St.	65 49
												268	A	George Mason	71 55
												296	A	Towson	75 61
												302	A	UNC Wilmington	60 39
												302	H	UNC Wilmington	74 43
												306	A	William & Mary	68 63
												306	H	William & Mary	82 52
												313	H	Ga. Southern	93 44
												333	H	Maine	88 34
LAST 12 Division I GAMES:															
21	H	Delaware	64 71	229	A	Georgia St.	65 49								
302	H	UNC Wilmington	74 43	306	H	William & Mary	82 52								
306	A	William & Mary	68 63	106	H	Northeastern	68 65								
296	A	Towson	75 61	76	H	Drexel	46 48								
128	H	Hofstra	85 62	302	A	UNC Wilmington	60 39								
268	A	George Mason	71 55	313	H	Ga. Southern	93 44								

Non-Div I Games:

James Madison

■ Loss,
 ■ Non-Conf, S Site,
 ■ Home
 ■ Away
 N Neutral

Kansas

Average RPI Win: **142**
Average RPI Loss: **30**

WON-LOST
RECORD

WINNING
PCT. RANK

LAST 10
GAMES

Through Games Of Sunday, February 10, 2013

STRENGTH OF
SCHEDULE

OPP. STRENGTH
OF SCHEDULE

TEAM
RPI

ADJ.
RPI

CONF.
RPI

ADJ CONF.
RPI

DIV. I ONLY	13- 8	99	4- 6	14	13	40	40	1	1
DIV. I NON-CONF.	8- 2	40	0- 1	108	126	39	39	1	1
TOTALS	RPI 1-25	RPI 26-50	W-L RECORDS	RPI 51-100	RPI 101-150	RPI 150+			
13- 8	1- 3	2- 4	OVERALL	3- 1	2- 0	5- 0			
10- 3	1- 1	0- 2	HOME	2- 0	2- 0	5- 0			
3- 5	0- 2	2- 2	AWAY	1- 1	0- 0	0- 0			
0- 0	0- 0	0- 0	NEUTRAL	0- 0	0- 0	0- 0			
8- 2	0- 1	1- 0	NON-CONFERENCE	1- 1	1- 0	5- 0			
7- 0	0- 0	0- 0	HOME	1- 0	1- 0	5- 0			
1- 2	0- 1	1- 0	AWAY	0- 1	0- 0	0- 0			
0- 0	0- 0	0- 0	NEUTRAL	0- 0	0- 0	0- 0			
5- 6	1- 2	1- 4	CONFERENCE	2- 0	1- 0	0- 0			
3- 3	1- 1	0- 2	HOME	1- 0	1- 0	0- 0			
2- 3	0- 1	1- 2	AWAY	1- 0	0- 0	0- 0			
0- 0	0- 0	0- 0	NEUTRAL	0- 0	0- 0	0- 0			

RPI 1-25				RPI 26-50				Team's RPI: 40				RPI 51-100				RPI 101+			
RPI	S	Opponent	Score	RPI	S	Opponent	Score	RPI	S	Opponent	Score	RPI	S	Opponent	Score	RPI	S	Opponent	Score
1	A	Baylor	45 86	32	A	Creighton	58 48	65	A	Kansas St.	89 80	115	H	Texas	76 38				
1	H	Baylor	60 82	37	A	Texas Tech	63 70	65	H	Kansas St.	72 63	148	H	Idaho St.	52 36				
6	A	California	79 88	41	A	West Virginia	60 59	71	H	Minnesota	65 53	157	H	Wake Forest	64 58				
23	H	Iowa St.	78 75	41	H	West Virginia	56 72	73	A	Arkansas	56 64	232	H	Prairie View	72 60				
				42	A	Oklahoma St.	59 76					261	H	Southeast Mo. St.	68 58				
				42	H	Oklahoma St.	52 65					310	H	Alabama A&M	76 59				
												320	H	Grambling	101 47				
LAST 12 Division I GAMES:																			
				41	H	West Virginia	56 72	37	A	Texas Tech	63 70								
				1	A	Baylor	45 86	1	H	Baylor	60 82								
				65	A	Kansas St.	89 80	42	A	Oklahoma St.	59 76								
				23	H	Iowa St.	78 75	41	A	West Virginia	60 59								
				42	H	Oklahoma St.	52 65	65	H	Kansas St.	72 63								
				115	H	Texas	76 38	6	A	California	79 88								

Non-Div I Games: Newman 97 64

Kansas

Loss, Non-Conf, S Site, H Home A Away N Neutral

Average RPI Win: 173		WON-LOST	WINNING	LAST 10	STRENGTH OF	OPP. STRENGTH	TEAM	ADJ.	CONF.	ADJ CONF.
Average RPI Loss: 36		RECORD	PCT. RANK	GAMES	SCHEDULE	OF SCHEDULE	RPI	RPI	RPI	RPI
DIV. I ONLY		12- 11	149	3- 7	21	37	65	65	1	1
DIV. I NON-CONF.		9- 3	55	1- 0	28	170	33	33	1	1
TOTALS		RPI 1-25	RPI 26-50	W-L RECORDS	RPI 51-100	RPI 101-150	RPI 150+			
12- 11	0- 5		1- 4	OVERALL	2- 1	2- 1	7- 0			
6- 5	0- 2		1- 2	HOME	0- 1	1- 0	4- 0			
6- 4	0- 1		0- 2	AWAY	2- 0	1- 1	3- 0			
0- 2	0- 2		0- 0	NEUTRAL	0- 0	0- 0	0- 0			
9- 3	0- 2		0- 0	NON-CONFERENCE	2- 1	2- 0	5- 0			
4- 1	0- 0		0- 0	HOME	0- 1	1- 0	3- 0			
5- 0	0- 0		0- 0	AWAY	2- 0	1- 0	2- 0			
0- 2	0- 2		0- 0	NEUTRAL	0- 0	0- 0	0- 0			
3- 8	0- 3		1- 4	CONFERENCE	0- 0	0- 1	2- 0			
2- 4	0- 2		1- 2	HOME	0- 0	0- 0	1- 0			
1- 4	0- 1		0- 2	AWAY	0- 0	0- 1	1- 0			
0- 0	0- 0		0- 0	NEUTRAL	0- 0	0- 0	0- 0			

RPI 1-25				RPI 26-50				RPI 51-100				Team's RPI: 65				RPI 101+			
RPI	S	Opponent	Score	RPI	S	Opponent	Score	RPI	S	Opponent	Score	RPI	S	Opponent	Score	RPI	S	Opponent	Score
1	H	Baylor	69 90	37	A	Texas Tech	50 59	56	A	Charlotte	67 63	115	A	Texas	40 59				
4	N	Notre Dame	57 87	40	A	Kansas	63 72	67	H	UTEP	50 52	131	A	UC Santa Barbara	60 45				
9	N	Texas A&M	60 83	40	H	Kansas	80 89	78	A	Wichita St.	48 43	148	H	Idaho St.	62 54				
22	H	Oklahoma	68 74	41	H	West Virginia	52 66					165	A	TCU	57 54				
23	A	Iowa St.	71 87	42	H	Oklahoma St.	76 70					165	H	TCU	59 58				
LAST 12 Division I GAMES:																			
23	A	Iowa St.	71 87	1	H	Baylor	69 90												
22	H	Oklahoma	68 74	41	H	West Virginia	52 66												
40	H	Kansas	80 89	37	A	Texas Tech	50 59												
115	A	Texas	40 59	165	H	TCU	59 58												
42	H	Oklahoma St.	76 70	40	A	Kansas	63 72												
165	A	TCU	57 54	131	A	UC Santa Barbara	60 45												

Non-Div I Games:

Kansas St.

■ Loss, ■ Non-Conf, S Site, H Home A Away N Neutral

Average RPI Win:	323	WON-LOST	WINNING	LAST 10	STRENGTH OF	OPP. STRENGTH	TEAM	ADJ.	CONF.	ADJ CONF.
Average RPI Loss:	199	RECORD	PCT. RANK	GAMES	SCHEDULE	OF SCHEDULE	RPI	RPI	RPI	RPI
DIV. I ONLY	6- 17	304	2- 8	337	307	328	328	29	29	
DIV. I NON-CONF.	4- 9	262	0- 2	342	305	328	328	28	28	
TOTALS	RPI 1-25	RPI 26-50	W-L RECORDS	RPI 51-100	RPI 101-150	RPI 150+				
6- 17	0- 0	0- 0	OVERALL	0- 5	0- 2	6- 10				
3- 6	0- 0	0- 0	HOME	0- 2	0- 1	3- 3				
3- 10	0- 0	0- 0	AWAY	0- 2	0- 1	3- 7				
0- 1	0- 0	0- 0	NEUTRAL	0- 1	0- 0	0- 0				
4- 9	0- 0	0- 0	NON-CONFERENCE	0- 3	0- 0	4- 6				
2- 1	0- 0	0- 0	HOME	0- 0	0- 0	2- 1				
2- 7	0- 0	0- 0	AWAY	0- 2	0- 0	2- 5				
0- 1	0- 0	0- 0	NEUTRAL	0- 1	0- 0	0- 0				
2- 8	0- 0	0- 0	CONFERENCE	0- 2	0- 2	2- 4				
1- 5	0- 0	0- 0	HOME	0- 2	0- 1	1- 2				
1- 3	0- 0	0- 0	AWAY	0- 0	0- 1	1- 2				
0- 0	0- 0	0- 0	NEUTRAL	0- 0	0- 0	0- 0				

RPI S	Opponent	Score	RPI S	Opponent	Score	RPI S	Opponent	Score	RPI S	Opponent	Score	Team's RPI: 328
						55	A Middle Tenn.	45 87	134	A Mercer	36 57	
						62	H FGCU	35 62	134	H Mercer	46 71	
						77	N Davidson	54 63	218	A Northern Ky.	49 65	
						81	A Georgia Tech	51 80	229	A Georgia St.	42 63	
						100	H Stetson	52 57	239	H East Tenn. St.	59 61	
									243	A North Florida	49 52	
									272	H USC Upstate	52 61	
									286	A Texas St.	61 75	
									290	H Troy	72 65	
									299	A Morehead St.	49 50	
									313	H Ga. Southern	53 39	
									316	A Jacksonville	52 64	
									316	H Jacksonville	57 51	
									317	A Wofford	49 66	
									325	H Gardner-Webb	59 68	
									336	A Lipscomb	55 39	
									340	A Jacksonville St.	51 50	
									341	A UNC Asheville	71 62	
LAST 12 Division I GAMES:												
316	H Jacksonville	57 51	316	A Jacksonville	52 64							
134	A Mercer	36 57	243	A North Florida	49 52							
336	A Lipscomb	55 39	134	H Mercer	46 71							
218	A Northern Ky.	49 65	100	H Stetson	52 57							
272	H USC Upstate	52 61	62	H FGCU	35 62							
239	H East Tenn. St.	59 61	325	H Gardner-Webb	59 68							

Non-Div I Games:

Kennesaw St.

Average RPI Win:	244	WON-LOST	WINNING	LAST 10	STRENGTH OF	OPP. STRENGTH	TEAM	ADJ.	CONF.	ADJ CONF.
Average RPI Loss:	207	RECORD	PCT. RANK	GAMES	SCHEDULE	OF SCHEDULE	RPI	RPI	RPI	RPI
DIV. I ONLY	3- 20	329	1- 9	326	223	337	337	18	18	
DIV. I NON-CONF.	2- 11	313	1- 1	321	285	341	341	16	16	
TOTALS	RPI 1-25	RPI 26-50	W-L RECORDS	RPI 51-100	RPI 101-150	RPI 150+				
3- 20	0- 0	0- 0	OVERALL	0- 3	1- 3	2- 14				
2- 9	0- 0	0- 0	HOME	0- 1	1- 2	1- 6				
1- 9	0- 0	0- 0	AWAY	0- 0	0- 0	1- 0				
0- 2	0- 0	0- 0	NEUTRAL	0- 0	0- 0	0- 2				
2- 11	0- 0	0- 0	NON-CONFERENCE	0- 1	1- 1	1- 9				
2- 4	0- 0	0- 0	HOME	0- 1	1- 1	1- 2				
0- 5	0- 0	0- 0	AWAY	0- 0	0- 0	0- 5				
0- 2	0- 0	0- 0	NEUTRAL	0- 0	0- 0	0- 2				
1- 9	0- 0	0- 0	CONFERENCE	0- 2	0- 2	1- 5				
0- 5	0- 0	0- 0	HOME	0- 0	0- 1	0- 4				
1- 4	0- 0	0- 0	AWAY	0- 2	0- 1	1- 1				
0- 0	0- 0	0- 0	NEUTRAL	0- 0	0- 0	0- 0				

RPI 1-25				RPI 26-50				RPI 51-100				RPI 101+				Team's RPI: 337	
RPI	S	Opponent	Score	RPI	S	Opponent	Score	RPI	S	Opponent	Score	RPI	S	Opponent	Score		
								69	A	Central Mich.	44	91	112	H	Temple	71	62
								88	H	Western Ky.	53	59	126	H	Saint Francis (PA)	67	81
								97	A	Bowling Green	33	69	130	A	Akron	58	93
												150	H	Miami (OH)	48	76	
												173	H	Cincinnati	41	59	
												186	A	Eastern Ky.	42	56	
												211	A	Ball St.	44	59	
												217	A	St. Bonaventure	42	79	
												227	H	Eastern Mich.	45	64	
												241	A	Niagara	55	82	
												244	H	Western Mich.	40	58	
												254	H	Buffalo	54	69	
												265	H	Northern Ill.	47	52	
												277	H	Robert Morris	51	60	
												281	N	Florida A&M	56	70	
												289	A	Massachusetts	53	83	
												299	A	Morehead St.	50	51	
												308	H	Bethune-Cookman	73	55	
												312	A	Ohio	57	55	
												313	N	Ga. Southern	47	71	
LAST 12 Division I GAMES:																	
				265	H	Northern Ill.	47	52	211	A	Ball St.	44	59				
				244	H	Western Mich.	40	58	254	H	Buffalo	54	69				
				312	A	Ohio	57	55	130	A	Akron	58	93				
				69	A	Central Mich.	44	91	97	A	Bowling Green	33	69				
				150	H	Miami (OH)	48	76	308	H	Bethune-Cookman	73	55				
				227	H	Eastern Mich.	45	64	277	H	Robert Morris	51	60				

Non-Div I Games:

Kent St.

■ Loss, ■ Non-Conf, S Site, H Home A Away N Neutral

Kentucky

Average RPI Win: 128

Average RPI Loss: 11

WON-LOST

WINNING

LAST 10

Through Games Of Sunday, February 10, 2013

STRENGTH OF

OPP. STRENGTH

TEAM

ADJ.

CONF.

ADJ CONF.

RECORD

PCT. RANK

GAMES

SCHEDULE

OF SCHEDULE

RPI

RPI

RPI

RPI

DIV. I ONLY

21- 3

12

8- 2

28

45

10

10

4

4

DIV. I NON-CONF.

12- 1

4

1- 0

97

83

17

17

6

6

TOTALS

RPI 1-25

RPI 26-50

W-L RECORDS

RPI 51-100

RPI 101-150

RPI 150+

21- 3

2- 3

3- 0

OVERALL

6- 0

4- 0

6- 0

14- 1

1- 1

2- 0

HOME

4- 0

2- 0

5- 0

7- 2

1- 2

1- 0

AWAY

2- 0

2- 0

1- 0

0- 0

0- 0

0- 0

NEUTRAL

0- 0

0- 0

0- 0

12- 1

1- 1

2- 0

NON-CONFERENCE

1- 0

3- 0

5- 0

9- 0

0- 0

2- 0

HOME

1- 0

2- 0

4- 0

3- 1

1- 1

0- 0

AWAY

0- 0

1- 0

1- 0

0- 0

0- 0

0- 0

NEUTRAL

0- 0

0- 0

0- 0

9- 2

1- 2

1- 0

CONFERENCE

5- 0

1- 0

1- 0

5- 1

1- 1

0- 0

HOME

3- 0

0- 0

1- 0

4- 1

0- 1

1- 0

AWAY

2- 0

1- 0

0- 0

0- 0

0- 0

0- 0

NEUTRAL

0- 0

0- 0

0- 0

RPI 1-25

Team's RPI: 10

RPI 26-50

RPI 51-100

RPI 101+

RPI	S	Opponent	Score
1	A	Baylor	51 85
9	H	Texas A&M	65 62
14	A	South Carolina	50 55
17	H	Georgia	71 75
24	A	Louisville	48 47

RPI	S	Opponent	Score
28	H	DePaul	96 64
36	A	Vanderbilt	75 53
44	H	Marist	78 56

RPI	S	Opponent	Score
55	H	Middle Tenn.	68 46
59	H	LSU	73 60
60	H	Florida	76 69
73	A	Arkansas	80 74
87	A	Missouri	69 43
92	H	Auburn	97 53

RPI	S	Opponent	Score
108	H	High Point	80 46
131	A	UC Santa Barbara	66 38
133	A	Alabama	87 70
150	H	Miami (OH)	92 53
172	H	Mississippi St.	100 47
233	A	Pepperdine	80 62
272	H	USC Upstate	100 34
283	H	Delaware St.	90 50
299	H	Morehead St.	73 37
339	H	Alcorn	90 23

LAST 12 Division I GAMES:

36	A	Vanderbilt	75 53	172	H	Mississippi St.	100 47
73	A	Arkansas	80 74	87	A	Missouri	69 43
17	H	Georgia	71 75	9	H	Texas A&M	65 62
59	H	LSU	73 60	133	A	Alabama	87 70
14	A	South Carolina	50 55	60	H	Florida	76 69
92	H	Auburn	97 53	44	H	Marist	78 56

Non-Div I Games:

Kentucky

■ Loss,
 ■ Non-Conf, S Site,
 ■ Home
 ■ Away
 N Neutral

DIV. I ONLY				THROUGH GAMES OF SUNDAY, FEBRUARY 10, 1918						
Average RPI Win:	266	WON-LOST	WINNING	LAST 10	STRENGTH OF	OPP. STRENGTH	TEAM	ADJ.	CONF.	ADJ CONF.
Average RPI Loss:	201	RECORD	PCT. RANK	GAMES	SCHEDULE	OF SCHEDULE	RPI	RPI	RPI	RPI
DIV. I ONLY	5- 17	312	2- 8	313	281	326	326	25	25	
DIV. I NON-CONF.	3- 8	274	0- 1	308	262	321	321	22	22	

TOTALS	RPI 1-25	RPI 26-50		W-L RECORDS		RPI 51-100	RPI 101-150	RPI 150+		
5- 17	0- 0	0- 0		OVERALL		0- 3	1- 2	4- 12		
3- 8	0- 0	0- 0		HOME		0- 0	1- 0	2- 8		
2- 7	0- 0	0- 0		AWAY		0- 3	0- 1	2- 3		
0- 2	0- 0	0- 0		NEUTRAL		0- 0	0- 1	0- 1		
3- 8	0- 0	0- 0		NON-CONFERENCE		0- 2	0- 1	3- 5		
2- 3	0- 0	0- 0		HOME		0- 0	0- 0	2- 3		
1- 3	0- 0	0- 0		AWAY		0- 2	0- 0	1- 1		
0- 2	0- 0	0- 0		NEUTRAL		0- 0	0- 1	0- 1		
2- 9	0- 0	0- 0		CONFERENCE		0- 1	1- 1	1- 7		
1- 5	0- 0	0- 0		HOME		0- 0	1- 0	0- 5		
1- 4	0- 0	0- 0		AWAY		0- 1	0- 1	1- 2		
0- 0	0- 0	0- 0		NEUTRAL		0- 0	0- 0	0- 0		

RPI 1-25				RPI 26-50				RPI 51-100				RPI 101+ Team's RPI: 326			
RPI	S	Opponent	Score	RPI	S	Opponent	Score	RPI	S	Opponent	Score	RPI	S	Opponent	Score
								52	A	Rutgers	32 58	126	H	Saint Francis (PA)	61 43
								58	A	Quinnipiac	60 67	127	A	Sacred Heart	47 61
								96	A	Albany (NY)	50 67	133	N	Alabama	58 80
												164	A	Hawaii	33 52
												173	N	Cincinnati	48 59
												201	H	Penn	40 54
												202	H	Monmouth	62 63
												228	H	Mt. St. Mary's	41 66
												252	A	Fairleigh Dickinson	70 62
												270	A	St. Francis Brooklyn	62 70
												270	H	St. Francis Brooklyn	58 69
												275	H	UMKC	66 70
												277	H	Robert Morris	41 47
												278	A	Bryant	49 64
												285	H	Colgate	61 75
												296	H	Towson	65 63
												312	H	Ohio	63 54
												322	H	Wagner	70 74
												343	A	Columbia	53 42
LAST 12 Division I GAMES:															
270	A	St. Francis Brooklyn	62 70	202	H	Monmouth	62 63								
126	H	Saint Francis (PA)	61 43	322	H	Wagner	70 74								
277	H	Robert Morris	41 47	228	H	Mt. St. Mary's	41 66								
270	H	St. Francis Brooklyn	58 69	127	A	Sacred Heart	47 61								
278	A	Bryant	49 64	58	A	Quinnipiac	60 67								
252	A	Fairleigh Dickinson	70 62	173	N	Cincinnati	48 59								

Non-Div I Games:

LIU Brooklyn

■ Loss, ■ Non-Conf, S Site, H Home A Away N Neutral

Average RPI Win: 156		WON-LOST	WINNING	LAST 10	STRENGTH OF		OPP. STRENGTH	TEAM	ADJ.	CONF.	ADJ CONF.
Average RPI Loss: 44		RECORD	PCT. RANK	GAMES	SCHEDULE		OF SCHEDULE	RPI	RPI	RPI	RPI
DIV. I ONLY		14- 10	122	4- 6	29		58	59	59	4	4
DIV. I NON-CONF.		9- 4	75	1- 0	109		166	78	78	6	6
<hr/>											
TOTALS	RPI 1-25	RPI 26-50		W-L RECORDS		RPI 51-100		RPI 101-150		RPI 150+	
14- 10	1- 4	2- 1		OVERALL		2- 5		2- 0		7- 0	
11- 3	1- 2	1- 0		HOME		1- 1		1- 0		7- 0	
2- 7	0- 2	0- 1		AWAY		1- 4		1- 0		0- 0	
1- 0	0- 0	1- 0		NEUTRAL		0- 0		0- 0		0- 0	
9- 4	0- 0	1- 1		NON-CONFERENCE		1- 3		2- 0		5- 0	
7- 1	0- 0	0- 0		HOME		1- 1		1- 0		5- 0	
1- 3	0- 0	0- 1		AWAY		0- 2		1- 0		0- 0	
1- 0	0- 0	1- 0		NEUTRAL		0- 0		0- 0		0- 0	
5- 6	1- 4	1- 0		CONFERENCE		1- 2		0- 0		2- 0	
4- 2	1- 2	1- 0		HOME		0- 0		0- 0		2- 0	
1- 4	0- 2	0- 0		AWAY		1- 2		0- 0		0- 0	
0- 0	0- 0	0- 0		NEUTRAL		0- 0		0- 0		0- 0	

RPI	S	Opponent	Score	RPI	S	Opponent	Score	RPI	S	Opponent	Score	RPI	S	Opponent	Score
7	H	Tennessee	62 64	36	H	Vanderbilt	54 51	60	A	Florida	72 77	118	A	FIU	76 69
9	H	Texas A&M	57 74	38	A	Georgetown	69 71	62	A	FGCU	70 76	122	H	North Carolina St.	81 73
10	A	Kentucky	60 73	41	N	West Virginia	71 63	73	A	Arkansas	54 63	170	H	Louisiana Tech	77 55
14	A	South Carolina	59 66					78	H	Wichita St.	72 70	172	H	Mississippi St.	62 42
17	H	Georgia	62 54					80	A	Hampton	58 67	191	H	McNeese St.	82 75
								91	H	Tulane	64 66	239	H	East Tenn. St.	76 42
								92	A	Auburn	59 55	246	H	Ole Miss	84 79
												320	H	Grambling	90 59
												344	H	New Orleans	87 61
LAST 12 Division I GAMES:															
17	H	Georgia	62 54	14	A	South Carolina	59 66	172	H	Mississippi St.	62 42				
7	H	Tennessee	62 64	73	A	Arkansas	54 63	60	A	Florida	72 77				
9	H	Texas A&M	57 74	246	H	Ole Miss	84 79								
92	A	Auburn	59 55	344	H	New Orleans	87 61								
10	A	Kentucky	60 73												
36	H	Vanderbilt	54 51												

Non-Div I Games:

LSU

■ Loss,
 ■ Non-Conf,
 ■ S Site,
 ■ H Home
 ■ A Away
 N Neutral

Average RPI Win:	237	WON-LOST	WINNING	LAST 10	STRENGTH OF	OPP. STRENGTH	TEAM	ADJ.	CONF.	ADJ CONF.
Average RPI Loss:	101	RECORD	PCT. RANK	GAMES	SCHEDULE	OF SCHEDULE	RPI	RPI	RPI	RPI
DIV. I ONLY	7- 16	283	3- 7	88	116	203	203	8	8	
DIV. I NON-CONF.	4- 10	270	2- 1	53	167	176	176	8	8	
TOTALS	RPI 1-25	RPI 26-50	W-L RECORDS	RPI 51-100	RPI 101-150	RPI 150+				
7- 16	0- 3	0- 1	OVERALL	0- 5	1- 3	6- 4				
2- 8	0- 0	0- 0	HOME	0- 4	0- 2	2- 2				
5- 8	0- 3	0- 1	AWAY	0- 1	1- 1	4- 2				
0- 0	0- 0	0- 0	NEUTRAL	0- 0	0- 0	0- 0				
4- 10	0- 2	0- 1	NON-CONFERENCE	0- 4	0- 1	4- 2				
1- 5	0- 0	0- 0	HOME	0- 3	0- 1	1- 1				
3- 5	0- 2	0- 1	AWAY	0- 1	0- 0	3- 1				
0- 0	0- 0	0- 0	NEUTRAL	0- 0	0- 0	0- 0				
3- 6	0- 1	0- 0	CONFERENCE	0- 1	1- 2	2- 2				
1- 3	0- 0	0- 0	HOME	0- 1	0- 1	1- 1				
2- 3	0- 1	0- 0	AWAY	0- 0	1- 1	1- 1				
0- 0	0- 0	0- 0	NEUTRAL	0- 0	0- 0	0- 0				

RPI 1-25				RPI 26-50				RPI 51-100				RPI 101+ Team's RPI: 203			
RPI	S	Opponent	Score	RPI	S	Opponent	Score	RPI	S	Opponent	Score	RPI	S	Opponent	Score
15	A	North Carolina	55 85	38	A	Georgetown	61 69	52	A	Rutgers	50 54	104	A	Richmond	62 67
18	A	Dayton	47 95					60	H	Florida	50 74	106	H	Northeastern	45 76
19	A	Villanova	44 49					76	H	Drexel	53 56	110	H	Butler	42 59
								82	H	Fordham	49 69	112	A	Temple	71 55
								96	H	Albany (NY)	36 75	154	H	George Washington	57 74
												177	A	Fairfield	60 50
												201	A	Penn	56 65
												222	A	Xavier	53 58
												224	A	Central Conn. St.	70 46
												237	A	Lehigh	49 48
												255	H	Loyola Chicago	50 56
												287	H	Rhode Island	72 46
												289	A	Massachusetts	68 57
												331	H	Saint Peter's	72 55
LAST 12 Division I GAMES:															
222	A	Xavier	53 58	18	A	Dayton	47 95								
82	H	Fordham	49 69	287	H	Rhode Island	72 46								
154	H	George Washington	57 74	104	A	Richmond	62 67								
289	A	Massachusetts	68 57	52	A	Rutgers	50 54								
112	A	Temple	71 55	331	H	Saint Peter's	72 55								
110	H	Butler	42 59	177	A	Fairfield	60 50								

Non-Div I Games:

La Salle

■ Loss,
■ Non-Conf,
■ S Site,
■ H Home
■ A Away
N Neutral

La.-Lafayette

Through Games Of Sunday, February 10, 2013

Average RPI Win:	222	WON-LOST	WINNING	LAST 10	STRENGTH OF	OPP. STRENGTH	TEAM	ADJ.	CONF.	ADJ CONF.
Average RPI Loss:	161	RECORD	PCT. RANK	GAMES	SCHEDULE	OF SCHEDULE	RPI	RPI	RPI	RPI
DIV. I ONLY	5- 16	310	0- 10	144	262	284	284	12	12	
DIV. I NON-CONF.	4- 3	138	0- 0	171	345	168	168	13	13	
TOTALS	RPI 1-25	RPI 26-50	W-L RECORDS	RPI 51-100	RPI 101-150	RPI 150+				
5- 16	0- 0	0- 0	OVERALL	2- 3	0- 4	3- 9				
3- 7	0- 0	0- 0	HOME	1- 1	0- 2	2- 4				
2- 9	0- 0	0- 0	AWAY	1- 2	0- 2	1- 5				
0- 0	0- 0	0- 0	NEUTRAL	0- 0	0- 0	0- 0				
4- 3	0- 0	0- 0	NON-CONFERENCE	1- 0	0- 0	3- 3				
2- 1	0- 0	0- 0	HOME	0- 0	0- 0	2- 1				
2- 2	0- 0	0- 0	AWAY	1- 0	0- 0	1- 2				
0- 0	0- 0	0- 0	NEUTRAL	0- 0	0- 0	0- 0				
1- 13	0- 0	0- 0	CONFERENCE	1- 3	0- 4	0- 6				
1- 6	0- 0	0- 0	HOME	1- 1	0- 2	0- 3				
0- 7	0- 0	0- 0	AWAY	0- 2	0- 2	0- 3				
0- 0	0- 0	0- 0	NEUTRAL	0- 0	0- 0	0- 0				

RPI 1-25				RPI 26-50				RPI 51-100				RPI 101+				Team's RPI: 284
RPI	S	Opponent	Score	RPI	S	Opponent	Score	RPI	S	Opponent	Score	RPI	S	Opponent	Score	
								55	A	Middle Tenn.	36 72	118	A	FIU	47 63	
								55	H	Middle Tenn.	45 72	118	H	FIU	63 64	
								88	A	Western Ky.	64 75	139	A	Arkansas St.	53 77	
								91	A	Tulane	65 64	139	H	Arkansas St.	39 48	
								93	H	UALR	56 54	175	H	South Ala.	43 53	
												176	A	Nicholls St.	62 71	
												185	H	UC Riverside	37 55	
												189	A	North Texas	59 71	
												189	H	North Texas	46 64	
												192	A	Fla. Atlantic	44 79	
												221	H	La.-Monroe	63 68	
												240	A	Neb. Omaha	67 79	
												262	A	Southern U.	71 69	
												290	A	Troy	61 68	
												318	H	Jackson St.	68 57	
												344	H	New Orleans	68 41	
LAST 12 Division I GAMES:																
221	H	La.-Monroe	63 68	139	H	Arkansas St.	39 48									
290	A	Troy	61 68	175	H	South Ala.	43 53									
189	H	North Texas	46 64	118	A	FIU	47 63									
118	H	FIU	63 64	192	A	Fla. Atlantic	44 79									
55	A	Middle Tenn.	36 72	93	H	UALR	56 54									
88	A	Western Ky.	64 75	139	A	Arkansas St.	53 77									

Non-Div I Games: Southern-N.O. 71 49 LSU-Shreveport 83 42

La.-Lafayette

Loss, Non-Conf, S Site, H Home A Away N Neutral

Average RPI Win:	220	WON-LOST	WINNING	LAST 10	STRENGTH OF	OPP. STRENGTH	TEAM	ADJ.	CONF.	ADJ CONF.
Average RPI Loss:	139	RECORD	PCT. RANK	GAMES	SCHEDULE	OF SCHEDULE	RPI	RPI	RPI	RPI
DIV. I ONLY	7- 16	283	5- 5	108	205	221	221	12	12	
DIV. I NON-CONF.	2- 7	300	0- 0	54	299	224	224	13	13	
TOTALS	RPI 1-25	RPI 26-50	W-L RECORDS	RPI 51-100	RPI 101-150	RPI 150+				
7- 16	0- 0	0- 0	OVERALL	0- 6	1- 3	6- 7				
2- 8	0- 0	0- 0	HOME	0- 4	0- 1	2- 3				
5- 8	0- 0	0- 0	AWAY	0- 2	1- 2	4- 4				
0- 0	0- 0	0- 0	NEUTRAL	0- 0	0- 0	0- 0				
2- 7	0- 0	0- 0	NON-CONFERENCE	0- 2	0- 2	2- 3				
1- 3	0- 0	0- 0	HOME	0- 1	0- 1	1- 1				
1- 4	0- 0	0- 0	AWAY	0- 1	0- 1	1- 2				
0- 0	0- 0	0- 0	NEUTRAL	0- 0	0- 0	0- 0				
5- 9	0- 0	0- 0	CONFERENCE	0- 4	1- 1	4- 4				
1- 5	0- 0	0- 0	HOME	0- 3	0- 0	1- 2				
4- 4	0- 0	0- 0	AWAY	0- 1	1- 1	3- 2				
0- 0	0- 0	0- 0	NEUTRAL	0- 0	0- 0	0- 0				

RPI 1-25			RPI 26-50			RPI 51-100			RPI 101+ Team's RPI: 221		
RPI	S	Opponent	Score	RPI	S	Opponent	Score	RPI	S	Opponent	Score
								53	A	SMU	56 76
								55	H	Middle Tenn.	48 66
								88	H	Western Ky.	57 65
								91	H	Tulane	60 70
								93	A	UALR	54 71
								93	H	UALR	62 69
								115	A	Texas	49 77
								118	A	FIU	71 61
								119	H	Lamar	50 72
								139	A	Arkansas St.	58 71
								167	H	Southern Miss.	73 55
								175	A	South Ala.	51 61
								175	H	South Ala.	45 55
								176	A	Nicholls St.	60 85
								189	A	North Texas	51 79
								192	A	Fla. Atlantic	90 86
								192	H	Fla. Atlantic	72 82
								196	A	Tennessee Tech	59 48
								230	A	Stephen F. Austin	55 80
								236	H	Central Ark.	49 62
								284	A	La.-Lafayette	68 63
								290	A	Troy	75 69
								290	H	Troy	79 74
LAST 12 Division I GAMES:											
284	A	La.-Lafayette	68 63	175	A	South Ala.	51 61				
93	H	UALR	62 69	55	H	Middle Tenn.	48 66				
118	A	FIU	71 61	290	A	Troy	75 69				
192	A	Fla. Atlantic	90 86	189	A	North Texas	51 79				
290	H	Troy	79 74	175	H	South Ala.	45 55				
139	A	Arkansas St.	58 71	192	H	Fla. Atlantic	72 82				

Non-Div I Games:

La.-Monroe

■ Loss,
 ■ Non-Conf,
 ■ S Site,
 ■ H Home
 ■ A Away
 N Neutral

Average RPI Win:	240	WON-LOST	WINNING	LAST 10	STRENGTH OF	OPP. STRENGTH	TEAM	ADJ.	CONF.	ADJ CONF.
Average RPI Loss:	134	RECORD	PCT. RANK	GAMES	SCHEDULE	OF SCHEDULE	RPI	RPI	RPI	RPI
DIV. I ONLY	10- 13	201	5- 5	192	161	220	220	16	16	
DIV. I NON-CONF.	7- 8	178	3- 1	243	109	204	204	19	19	
TOTALS	RPI 1-25	RPI 26-50	W-L RECORDS	RPI 51-100	RPI 101-150	RPI 150+				
10- 13	0- 2	0- 1	OVERALL	1- 1	1- 2	8- 7				
6- 5	0- 1	0- 0	HOME	0- 0	1- 1	5- 3				
3- 7	0- 1	0- 1	AWAY	1- 1	0- 1	2- 3				
1- 1	0- 0	0- 0	NEUTRAL	0- 0	0- 0	1- 1				
7- 8	0- 2	0- 1	NON-CONFERENCE	1- 1	0- 0	6- 4				
4- 2	0- 1	0- 0	HOME	0- 0	0- 0	4- 1				
2- 5	0- 1	0- 1	AWAY	1- 1	0- 0	1- 2				
1- 1	0- 0	0- 0	NEUTRAL	0- 0	0- 0	1- 1				
3- 5	0- 0	0- 0	CONFERENCE	0- 0	1- 2	2- 3				
2- 3	0- 0	0- 0	HOME	0- 0	1- 1	1- 2				
1- 2	0- 0	0- 0	AWAY	0- 0	0- 1	1- 1				
0- 0	0- 0	0- 0	NEUTRAL	0- 0	0- 0	0- 0				

RPI 1-25				RPI 26-50				RPI 51-100				RPI 101+ Team's RPI: 220			
RPI	S	Opponent	Score	RPI	S	Opponent	Score	RPI	S	Opponent	Score	RPI	S	Opponent	Score
5	A	Penn St.	34 75	46	A	Saint Joseph's	43 69	72	A	Ohio St.	41 81	101	H	American	49 47
19	H	Villanova	34 73					82	A	Fordham	54 50	138	A	Navy	44 62
												138	H	Navy	52 60
												162	A	Holy Cross	55 60
												169	N	Providence	54 66
												179	H	Army	43 63
												188	H	Bucknell	49 50
												202	A	Monmouth	43 62
												210	H	Rider	64 68
												215	H	Pittsburgh	68 65
												219	A	Seton Hall	54 60
												237	H	Lehigh	68 52
												255	H	Loyola Chicago	62 51
												270	H	St. Francis Brooklyn	66 63
												285	A	Colgate	53 45
												294	H	Brown	56 32
												322	N	Wagner	64 45
												343	A	Columbia	49 47
LAST 12 Division I GAMES:															
138	H	Navy	52 60	179	H	Army	43 63								
101	H	American	49 47	138	A	Navy	44 62								
285	A	Colgate	53 45	343	A	Columbia	49 47								
237	H	Lehigh	68 52	294	H	Brown	56 32								
162	A	Holy Cross	55 60	169	N	Providence	54 66								
188	H	Bucknell	49 50	82	A	Fordham	54 50								

Non-Div I Games:

Lafayette

■ Loss,
 ■ Non-Conf,
 S Site,
 ■ Home
 ■ Away
 N Neutral

Average RPI Win:	258	WON-LOST	WINNING	LAST 10	STRENGTH OF	OPP. STRENGTH	TEAM	ADJ.	CONF.	ADJ CONF.
Average RPI Loss:	115	RECORD	PCT. RANK	GAMES	SCHEDULE	OF SCHEDULE	RPI	RPI	RPI	RPI
DIV. I ONLY	12- 6	75	7- 3	303	195	119	119	21	21	
DIV. I NON-CONF.	3- 3	160	0- 0	211	39	96	96	20	20	
TOTALS	RPI 1-25	RPI 26-50	W-L RECORDS	RPI 51-100	RPI 101-150	RPI 150+				
12- 6	0- 1	0- 1	OVERALL	0- 0	1- 3	11- 1				
4- 1	0- 0	0- 0	HOME	0- 0	0- 1	4- 0				
8- 5	0- 1	0- 1	AWAY	0- 0	1- 2	7- 1				
0- 0	0- 0	0- 0	NEUTRAL	0- 0	0- 0	0- 0				
3- 3	0- 1	0- 1	NON-CONFERENCE	0- 0	0- 1	3- 0				
0- 0	0- 0	0- 0	HOME	0- 0	0- 0	0- 0				
3- 3	0- 1	0- 1	AWAY	0- 0	0- 1	3- 0				
0- 0	0- 0	0- 0	NEUTRAL	0- 0	0- 0	0- 0				
9- 3	0- 0	0- 0	CONFERENCE	0- 0	1- 2	8- 1				
4- 1	0- 0	0- 0	HOME	0- 0	0- 1	4- 0				
5- 2	0- 0	0- 0	AWAY	0- 0	1- 1	4- 1				
0- 0	0- 0	0- 0	NEUTRAL	0- 0	0- 0	0- 0				

RPI 1-25				RPI 26-50				RPI 51-100				RPI 101+ Team's RPI: 119			
RPI	S	Opponent	Score	RPI	S	Opponent	Score	RPI	S	Opponent	Score	RPI	S	Opponent	Score
1	A	Baylor	34 80	37	A	Texas Tech	52 73					132	A	Sam Houston St.	52 48
												132	H	Sam Houston St.	57 59
												142	A	Rice	56 62
												143	A	Oral Roberts	48 77
												191	A	McNeese St.	57 53
												221	A	La.-Monroe	72 50
												230	A	Stephen F. Austin	65 50
												230	H	Stephen F. Austin	61 55
												236	A	Central Ark.	62 67
												246	A	Ole Miss	85 71
												274	A	Northwestern St.	71 68
												274	H	Northwestern St.	53 34
												288	H	Southeastern La.	58 49
												334	A	A&M-Corpus Christi	68 46
												334	H	A&M-Corpus Christi	44 37
												345	A	Houston Baptist	68 52
LAST 12 Division I GAMES:															
132	A	Sam Houston St.	52 48	191	A	McNeese St.	57 53								
334	A	A&M-Corpus Christi	68 46	334	H	A&M-Corpus Christi	44 37								
230	H	Stephen F. Austin	61 55	132	H	Sam Houston St.	57 59								
274	H	Northwestern St.	53 34	288	H	Southeastern La.	58 49								
236	A	Central Ark.	62 67	274	A	Northwestern St.	71 68								
143	A	Oral Roberts	48 77	230	A	Stephen F. Austin	65 50								

Non-Div I Games: Our Lady Of The Lak89 66 Northwood (TX) 64 19 Texas-Tyler 87 42 Centenary (LA) 88 30
Lamar

Loss, Non-Conf, S Site, H Home A Away N Neutral

Average RPI Win:	269	WON-LOST	WINNING	LAST 10	STRENGTH OF	OPP. STRENGTH	TEAM	ADJ.	CONF.	ADJ CONF.
Average RPI Loss:	141	RECORD	PCT. RANK	GAMES	SCHEDULE	OF SCHEDULE	RPI	RPI	RPI	RPI
DIV. I ONLY	10- 13	201	4- 6	222	241	237	237	16	16	
DIV. I NON-CONF.	8- 7	158	3- 1	271	249	218	218	19	19	
TOTALS	RPI 1-25	RPI 26-50	W-L RECORDS	RPI 51-100	RPI 101-150	RPI 150+				
10- 13	0- 2	0- 0	OVERALL	0- 1	0- 3	10- 7				
4- 9	0- 0	0- 0	HOME	0- 1	0- 3	4- 5				
5- 4	0- 2	0- 0	AWAY	0- 0	0- 0	5- 2				
1- 0	0- 0	0- 0	NEUTRAL	0- 0	0- 0	1- 0				
8- 7	0- 2	0- 0	NON-CONFERENCE	0- 1	0- 1	8- 3				
4- 4	0- 0	0- 0	HOME	0- 1	0- 1	4- 2				
3- 3	0- 2	0- 0	AWAY	0- 0	0- 0	3- 1				
1- 0	0- 0	0- 0	NEUTRAL	0- 0	0- 0	1- 0				
2- 6	0- 0	0- 0	CONFERENCE	0- 0	0- 2	2- 4				
0- 5	0- 0	0- 0	HOME	0- 0	0- 2	0- 3				
2- 1	0- 0	0- 0	AWAY	0- 0	0- 0	2- 1				
0- 0	0- 0	0- 0	NEUTRAL	0- 0	0- 0	0- 0				

RPI 1-25				RPI 26-50				RPI 51-100				RPI 101+ Team's RPI: 237			
RPI	S	Opponent	Score	RPI	S	Opponent	Score	RPI	S	Opponent	Score	RPI	S	Opponent	Score
6	A	California	48 80					63	H	Boston U.	44 72	101	H	American	56 62
19	A	Villanova	49 66									127	H	Sacred Heart	63 73
												138	H	Navy	47 72
												162	A	Holy Cross	67 65
												162	H	Holy Cross	66 72
												177	H	Fairfield	47 42
												179	H	Army	56 61
												188	H	Bucknell	37 53
												202	H	Monmouth	50 55
												203	H	La Salle	48 49
												220	A	Lafayette	52 68
												228	A	Mt. St. Mary's	66 57
												231	A	Loyola Maryland	48 60
												241	H	Niagara	72 49
												285	A	Colgate	70 62
												295	A	NJIT	46 45
												301	H	Binghamton	67 37
												322	N	Wagner	78 53
												331	A	Saint Peter's	62 60
												343	H	Columbia	58 33
LAST 12 Division I GAMES:															
162	H	Holy Cross	66 72	101	H	American	56 62								
179	H	Army	56 61	162	A	Holy Cross	67 65								
138	H	Navy	47 72	343	H	Columbia	58 33								
220	A	Lafayette	52 68	295	A	NJIT	46 45								
188	H	Bucknell	37 53	228	A	Mt. St. Mary's	66 57								
285	A	Colgate	70 62	63	H	Boston U.	44 72								

Non-Div I Games:

Lehigh

■ Loss,
 ■ Non-Conf,
 S Site,
 ■ Home
 ■ Away
 N Neutral

Average RPI Win:	225	WON-LOST	WINNING	LAST 10	STRENGTH OF	OPP. STRENGTH	TEAM	ADJ.	CONF.	ADJ CONF.
Average RPI Loss:	84	RECORD	PCT. RANK	GAMES	SCHEDULE	OF SCHEDULE	RPI	RPI	RPI	RPI
DIV. I ONLY	16- 6	53	8- 2	125	211	75	75	28	28	
DIV. I NON-CONF.	6- 4	125	1- 0	87	96	81	81	29	29	
TOTALS	RPI 1-25	RPI 26-50	W-L RECORDS	RPI 51-100	RPI 101-150	RPI 150+				
16- 6	0- 2	0- 1	OVERALL	1- 0	2- 2	13- 1				
7- 3	0- 0	0- 0	HOME	0- 0	1- 2	6- 1				
9- 3	0- 2	0- 1	AWAY	1- 0	1- 0	7- 0				
0- 0	0- 0	0- 0	NEUTRAL	0- 0	0- 0	0- 0				
6- 4	0- 2	0- 1	NON-CONFERENCE	1- 0	1- 1	4- 0				
4- 1	0- 0	0- 0	HOME	0- 0	1- 1	3- 0				
2- 3	0- 2	0- 1	AWAY	1- 0	0- 0	1- 0				
0- 0	0- 0	0- 0	NEUTRAL	0- 0	0- 0	0- 0				
10- 2	0- 0	0- 0	CONFERENCE	0- 0	1- 1	9- 1				
3- 2	0- 0	0- 0	HOME	0- 0	0- 1	3- 1				
7- 0	0- 0	0- 0	AWAY	0- 0	1- 0	6- 0				
0- 0	0- 0	0- 0	NEUTRAL	0- 0	0- 0	0- 0				

RPI 1-25				RPI 26-50				RPI 51-100				RPI 101+			
RPI	S	Opponent	Score	RPI	S	Opponent	Score	RPI	S	Opponent	Score	RPI	S	Opponent	Score
1	A	Baylor	60 92	31	A	Duquesne	46 63	99	A	James Madison	60 48	108	A	High Point	67 59
9	A	Texas A&M	55 70									108	H	High Point	63 71
												127	H	Sacred Heart	68 63
												149	H	N.C. A&T	56 60
												153	A	Winthrop	90 57
												160	A	Campbell	78 56
												160	H	Campbell	65 58
												204	H	Presbyterian	49 51
												214	A	VCU	76 63
												225	A	Longwood	97 56
												225	H	Longwood	91 58
												235	A	Radford	67 65
												297	A	Coastal Caro.	76 48
												302	H	UNC Wilmington	84 34
												319	H	UNC Greensboro	76 56
												320	H	Grambling	81 50
												321	A	Charleston So.	92 33
												341	H	UNC Asheville	75 49
LAST 12 Division I GAMES:															
225	A	Longwood	97 56	297	A	Coastal Caro.	76 48								
108	A	High Point	67 59	321	A	Charleston So.	92 33								
160	A	Campbell	78 56	341	H	UNC Asheville	75 49								
225	H	Longwood	91 58	204	H	Presbyterian	49 51								
160	H	Campbell	65 58	153	A	Winthrop	90 57								
108	H	High Point	63 71	214	A	VCU	76 63								

Non-Div I Games: Virginia Union 95 39 Bluefield St. 82 46

Liberty

Loss, Non-Conf, S Site, H Home A Away N Neutral

Average RPI Win:	306	WON-LOST	WINNING	LAST 10	STRENGTH OF	OPP. STRENGTH	TEAM	ADJ.	CONF.	ADJ CONF.
Average RPI Loss:	198	RECORD	PCT. RANK	GAMES	SCHEDULE	OF SCHEDULE	RPI	RPI	RPI	RPI
DIV. I ONLY	2- 20	334	1- 9	279	289	336	336	29	29	
DIV. I NON-CONF.	1- 11	330	0- 2	241	295	335	335	28	28	
TOTALS	RPI 1-25	RPI 26-50	W-L RECORDS	RPI 51-100	RPI 101-150	RPI 150+				
2- 20	0- 1	0- 2	OVERALL	0- 2	0- 1	2- 14				
2- 7	0- 0	0- 1	HOME	0- 0	0- 1	2- 5				
0- 13	0- 1	0- 1	AWAY	0- 2	0- 0	0- 9				
0- 0	0- 0	0- 0	NEUTRAL	0- 0	0- 0	0- 0				
1- 11	0- 1	0- 2	NON-CONFERENCE	0- 0	0- 0	1- 8				
1- 4	0- 0	0- 1	HOME	0- 0	0- 0	1- 3				
0- 7	0- 1	0- 1	AWAY	0- 0	0- 0	0- 5				
0- 0	0- 0	0- 0	NEUTRAL	0- 0	0- 0	0- 0				
1- 9	0- 0	0- 0	CONFERENCE	0- 2	0- 1	1- 6				
1- 3	0- 0	0- 0	HOME	0- 0	0- 1	1- 2				
0- 6	0- 0	0- 0	AWAY	0- 2	0- 0	0- 4				
0- 0	0- 0	0- 0	NEUTRAL	0- 0	0- 0	0- 0				

RPI 1-25				RPI 26-50				RPI 51-100				RPI 101+ Team's RPI: 336			
RPI	S	Opponent	Score	RPI	S	Opponent	Score	RPI	S	Opponent	Score	RPI	S	Opponent	Score
17	A	Georgia	42 93	36	H	Vanderbilt	45 62	62	A	FGCU	37 67	134	H	Mercer	70 74
				37	A	Texas Tech	41 61	100	A	Stetson	51 92	178	H	Belmont	54 70
												200	A	Murray St.	55 63
												218	A	Northern Ky.	33 66
												218	H	Northern Ky.	58 75
												234	H	Tennessee St.	60 69
												239	A	East Tenn. St.	64 86
												239	H	East Tenn. St.	74 80
												243	A	North Florida	64 77
												246	A	Ole Miss	46 68
												272	A	USC Upstate	62 78
												272	H	USC Upstate	57 56
												315	A	Austin Peay	42 69
												316	A	Jacksonville	45 58
												325	A	Gardner-Webb	40 64
												328	H	Kennesaw St.	39 55
												340	H	Jacksonville St.	67 54
LAST 12 Division I GAMES:															
218	H	Northern Ky.	58 75	100	A	Stetson	51 92	218	A	Northern Ky.	33 66				
272	A	USC Upstate	62 78	272	H	USC Upstate	57 56	239	H	East Tenn. St.	74 80				
239	A	East Tenn. St.	64 86	316	A	Jacksonville	45 58	243	A	North Florida	64 77				
328	H	Kennesaw St.	39 55	272	H	USC Upstate	57 56								
134	H	Mercer	70 74												
62	A	FGCU	37 67												

Non-Div I Games:

Lipscomb

■ Loss,
■ Non-Conf,
■ S Site,
■ H Home
■ A Away
N Neutral

Average RPI Win: 188	WON-LOST	WINNING	LAST 10	STRENGTH OF	OPP. STRENGTH	TEAM	ADJ.	CONF.	ADJ CONF.
Average RPI Loss: 133	RECORD	PCT. RANK	GAMES	SCHEDULE	OF SCHEDULE	RPI	RPI	RPI	RPI
DIV. I ONLY	12- 11	149	4- 6	141	147	182	182	11	11
DIV. I NON-CONF.	7- 5	131	1- 0	130	196	145	145	11	11
TOTALS	RPI 1-25	RPI 26-50	W-L RECORDS	RPI 51-100	RPI 101-150	RPI 150+			
12- 11	0- 1	0- 1	OVERALL	2- 1	5- 2	5- 6			
11- 4	0- 0	0- 0	HOME	2- 0	5- 1	4- 3			
1- 7	0- 1	0- 1	AWAY	0- 1	0- 1	1- 3			
0- 0	0- 0	0- 0	NEUTRAL	0- 0	0- 0	0- 0			
7- 5	0- 1	0- 0	NON-CONFERENCE	1- 1	3- 1	3- 2			
6- 2	0- 0	0- 0	HOME	1- 0	3- 1	2- 1			
1- 3	0- 1	0- 0	AWAY	0- 1	0- 0	1- 1			
0- 0	0- 0	0- 0	NEUTRAL	0- 0	0- 0	0- 0			
5- 6	0- 0	0- 1	CONFERENCE	1- 0	2- 1	2- 4			
5- 2	0- 0	0- 0	HOME	1- 0	2- 0	2- 2			
0- 4	0- 0	0- 1	AWAY	0- 0	0- 1	0- 2			
0- 0	0- 0	0- 0	NEUTRAL	0- 0	0- 0	0- 0			

RPI 1-25				RPI 26-50				RPI 51-100				RPI 101+ Team's RPI: 182			
RPI	S	Opponent	Score	RPI	S	Opponent	Score	RPI	S	Opponent	Score	RPI	S	Opponent	Score
3	A	Stanford	41 77	48	A	Pacific	53 69	61	H	Washington	71 62	111	H	Arizona	71 61
								86	A	San Diego	49 67	114	A	Cal St. Northridge	52 73
								94	H	Cal Poly	62 52	114	H	Cal St. Northridge	70 63
												123	H	Santa Clara	67 68
												131	H	UC Santa Barbara	52 45
												132	H	Sam Houston St.	50 49
												144	H	Sacramento St.	74 71
												164	A	Hawaii	57 65
												164	H	Hawaii	54 61
												174	H	Iona	58 60
												185	H	UC Riverside	49 50
												194	A	UC Davis	62 68
												206	A	Loyola Marymount	52 58
												263	H	UC Irvine	71 61
												266	H	Canisius	72 67
												291	H	Cal St. Fullerton	45 39
												307	A	Utah Valley	77 69
												343	H	Columbia	79 50
LAST 12 Division I GAMES:															
114	H	Cal St. Northridge	70 63	185	H	UC Riverside	49 50								
164	H	Hawaii	54 61	164	A	Hawaii	57 65								
48	A	Pacific	53 69	114	A	Cal St. Northridge	52 73								
194	A	UC Davis	62 68	131	H	UC Santa Barbara	52 45								
263	H	UC Irvine	71 61	94	H	Cal Poly	62 52								
291	H	Cal St. Fullerton	45 39	343	H	Columbia	79 50								

Non-Div I Games:

Long Beach St.

Average RPI Win:	259	WON-LOST	WINNING	LAST 10	STRENGTH OF	OPP. STRENGTH	TEAM	ADJ.	CONF.	ADJ CONF.
Average RPI Loss:	153	RECORD	PCT. RANK	GAMES	SCHEDULE	OF SCHEDULE	RPI	RPI	RPI	RPI
DIV. I ONLY	9- 15	243	3- 7	188	270	225	225	28	28	
DIV. I NON-CONF.	2- 8	304	0- 0	297	105	302	302	29	29	
TOTALS	RPI 1-25	RPI 26-50	W-L RECORDS	RPI 51-100	RPI 101-150	RPI 150+				
9- 15	0- 0	0- 0	OVERALL	0- 3	0- 6	9- 6				
5- 3	0- 0	0- 0	HOME	0- 1	0- 1	5- 1				
4- 12	0- 0	0- 0	AWAY	0- 2	0- 5	4- 5				
0- 0	0- 0	0- 0	NEUTRAL	0- 0	0- 0	0- 0				
2- 8	0- 0	0- 0	NON-CONFERENCE	0- 1	0- 4	2- 3				
1- 1	0- 0	0- 0	HOME	0- 0	0- 0	1- 1				
1- 7	0- 0	0- 0	AWAY	0- 1	0- 4	1- 2				
0- 0	0- 0	0- 0	NEUTRAL	0- 0	0- 0	0- 0				
7- 7	0- 0	0- 0	CONFERENCE	0- 2	0- 2	7- 3				
4- 2	0- 0	0- 0	HOME	0- 1	0- 1	4- 0				
3- 5	0- 0	0- 0	AWAY	0- 1	0- 1	3- 3				
0- 0	0- 0	0- 0	NEUTRAL	0- 0	0- 0	0- 0				

RPI 1-25			RPI 26-50			RPI 51-100				RPI 101+			Team's RPI: 225		
RPI	S	Opponent	Score	RPI	S	Opponent	Score	RPI	S	Opponent	Score	RPI	S	Opponent	Score
								75	A	Liberty	58 91	104	A	Richmond	61 71
								75	H	Liberty	56 97	108	A	High Point	66 83
								98	A	Arizona St.	50 62	108	H	High Point	72 79
												111	A	Arizona	68 86
												122	A	North Carolina St.	49 102
												125	A	Virginia Tech	58 73
												153	H	Winthrop	79 74
												160	A	Campbell	51 62
												160	H	Campbell	77 75
												188	A	Bucknell	60 52
												200	H	Murray St.	68 76
												204	A	Presbyterian	62 71
												215	A	Pittsburgh	60 86
												235	A	Radford	57 49
												292	A	Coppin St.	67 75
												297	A	Coastal Caro.	62 66
												297	H	Coastal Caro.	77 63
												321	A	Charleston So.	67 52
												323	H	Air Force	68 63
												325	A	Gardner-Webb	70 62
												325	H	Gardner-Webb	87 75
LAST 12 Division I GAMES:															
				75	H	Liberty	56 97			297	H	Coastal Caro.	77	63	
				108	H	High Point	72 79			160	H	Campbell	77	75	
				160	A	Campbell	51 62			321	A	Charleston So.	67	52	
				297	A	Coastal Caro.	62 66			204	A	Presbyterian	62	71	
				75	A	Liberty	58 91			153	H	Winthrop	79	74	
				108	A	High Point	66 83			325	H	Gardner-Webb	87	75	

Non-Div I Games:

Longwood

■ Loss,
 ■ Non-Conf,
 ■ S Site,
 ■ H Home
 ■ A Away
 N Neutral

Average RPI Win:	237	WON-LOST	WINNING	LAST 10	STRENGTH OF	OPP. STRENGTH	TEAM	ADJ.	CONF.	ADJ CONF.
Average RPI Loss:	135	RECORD	PCT. RANK	GAMES	SCHEDULE	OF SCHEDULE	RPI	RPI	RPI	RPI
DIV. I ONLY	11- 12	170	5- 5	154	192	170	170	24	24	
DIV. I NON-CONF.	4- 7	230	0- 1	37	51	162	162	24	24	
TOTALS	RPI 1-25	RPI 26-50	W-L RECORDS	RPI 51-100	RPI 101-150	RPI 150+				
11- 12	0- 2	0- 0	OVERALL	0- 4	2- 0	9- 6				
7- 3	0- 1	0- 0	HOME	0- 0	1- 0	6- 2				
4- 8	0- 1	0- 0	AWAY	0- 3	1- 0	3- 4				
0- 1	0- 0	0- 0	NEUTRAL	0- 1	0- 0	0- 0				
4- 7	0- 2	0- 0	NON-CONFERENCE	0- 4	1- 0	3- 1				
4- 1	0- 1	0- 0	HOME	0- 0	1- 0	3- 0				
0- 5	0- 1	0- 0	AWAY	0- 3	0- 0	0- 1				
0- 1	0- 0	0- 0	NEUTRAL	0- 1	0- 0	0- 0				
7- 5	0- 0	0- 0	CONFERENCE	0- 0	1- 0	6- 5				
3- 2	0- 0	0- 0	HOME	0- 0	0- 0	3- 2				
4- 3	0- 0	0- 0	AWAY	0- 0	1- 0	3- 3				
0- 0	0- 0	0- 0	NEUTRAL	0- 0	0- 0	0- 0				

RPI 1-25				RPI 26-50				RPI 51-100				RPI 101+ Team's RPI: 170			
RPI	S	Opponent	Score	RPI	S	Opponent	Score	RPI	S	Opponent	Score	RPI	S	Opponent	Score
9	A	Texas A&M	26 77					52	N	Rutgers	46 73	143	H	Oral Roberts	61 59
14	H	South Carolina	58 82					59	A	LSU	55 77	146	A	Idaho	67 58
								91	A	Tulane	59 66	156	H	Utah St.	75 76
								93	A	UALR	52 74	163	A	Seattle	47 64
												172	A	Mississippi St.	55 57
												191	H	McNeese St.	52 50
												216	A	Denver	82 77
												236	H	Central Ark.	65 63
												246	H	Ole Miss	57 54
												259	A	New Mexico St.	67 71
												260	A	UTSA	79 73
												260	H	UTSA	50 51
												271	H	San Jose St.	94 80
												286	A	Texas St.	63 68
												286	H	Texas St.	71 58
												305	A	Texas-Arlington	78 62
												305	H	Texas-Arlington	65 58
LAST 12 Division I GAMES:															
286	A	Texas St.	63 68	163	A	Seattle	47 64								
260	A	UTSA	79 73	146	A	Idaho	67 58								
305	A	Texas-Arlington	78 62	260	H	UTSA	50 51								
93	A	UALR	52 74	286	H	Texas St.	71 58								
156	H	Utah St.	75 76	305	H	Texas-Arlington	65 58								
271	H	San Jose St.	94 80	259	A	New Mexico St.	67 71								

Non-Div I Games:

Louisiana Tech

■ Loss,
 ■ Non-Conf,
 ■ S Site,
 ■ Home
 ■ A Away
 N Neutral

Average RPI Win:	148	WON-LOST	WINNING	LAST 10	STRENGTH OF	OPP. STRENGTH	TEAM	ADJ.	CONF.	ADJ CONF.
Average RPI Loss:	17	RECORD	PCT. RANK	GAMES	SCHEDULE	OF SCHEDULE	RPI	RPI	RPI	RPI
DIV. I ONLY	20- 4	19	8- 2	87	24	24	24	3	3	
DIV. I NON-CONF.	12- 2	22	2- 0	149	46	43	43	3	3	
TOTALS	RPI 1-25	RPI 26-50	W-L RECORDS	RPI 51-100	RPI 101-150	RPI 150+				
20- 4	1- 2	3- 2	OVERALL	3- 0	1- 0	12- 0				
12- 1	1- 1	1- 0	HOME	2- 0	1- 0	7- 0				
5- 3	0- 1	1- 2	AWAY	1- 0	0- 0	3- 0				
3- 0	0- 0	1- 0	NEUTRAL	0- 0	0- 0	2- 0				
12- 2	1- 1	1- 1	NON-CONFERENCE	0- 0	1- 0	9- 0				
7- 1	1- 1	0- 0	HOME	0- 0	1- 0	5- 0				
2- 1	0- 0	0- 1	AWAY	0- 0	0- 0	2- 0				
3- 0	0- 0	1- 0	NEUTRAL	0- 0	0- 0	2- 0				
8- 2	0- 1	2- 1	CONFERENCE	3- 0	0- 0	3- 0				
5- 0	0- 0	1- 0	HOME	2- 0	0- 0	2- 0				
3- 2	0- 1	1- 1	AWAY	1- 0	0- 0	1- 0				
0- 0	0- 0	0- 0	NEUTRAL	0- 0	0- 0	0- 0				

RPI	S	Opponent	Score	RPI	S	Opponent	Score	RPI	S	Opponent	Score	RPI	S	Opponent	Score
2	A	Connecticut	58 72	27	A	Colorado	66 70	51	H	St. John's (NY)	57 54	129	H	Washington St.	75 39
9	H	Texas A&M	47 45	28	A	DePaul	80 86	52	H	Rutgers	66 57	155	N	UCF	94 73
10	H	Kentucky	47 48	38	H	Georgetown	74 60	68	A	South Fla.	78 75	161	A	UT Martin	79 61
				45	A	Marquette	64 63					169	A	Providence	70 62
				50	N	Gonzaga	55 42					173	H	Cincinnati	72 33
												180	N	Oregon St.	61 43
												186	H	Eastern Ky.	76 42
												197	H	Portland	95 48
												213	H	Valparaiso	96 40
												215	H	Pittsburgh	78 45
												234	H	Tennessee St.	88 25
												315	A	Austin Peay	90 52
												322	H	Wagner	106 32
LAST 12 Division I GAMES:															
215	H	Pittsburgh	78 45	2	A	Connecticut	58 72								
38	H	Georgetown	74 60	169	A	Providence	70 62								
68	A	South Fla.	78 75	52	H	Rutgers	66 57								
51	H	St. John's (NY)	57 54	28	A	DePaul	80 86								
45	A	Marquette	64 63	234	H	Tennessee St.	88 25								
173	H	Cincinnati	72 33	322	H	Wagner	106 32								

Non-Div I Games:

Louisville

■ Loss,
 ■ Non-Conf, S Site,
 ■ Home
 ■ Away
 N Neutral

Before Game				Through Games of Sunday, February 10, 1918					
Average RPI Win: 248	WON-LOST	WINNING	LAST 10	STRENGTH OF	OPP. STRENGTH	TEAM	ADJ.	CONF.	ADJ CONF.
Average RPI Loss: 147	RECORD	PCT. RANK	GAMES	SCHEDULE	OF SCHEDULE	RPI	RPI	RPI	RPI
DIV. I ONLY	8- 13	235	4- 6	272	144	255	255	13	13
DIV. I NON-CONF.	5- 8	221	2- 2	304	169	276	276	12	12

TOTALS	RPI 1-25	RPI 26-50	W-L RECORDS	RPI 51-100	RPI 101-150	RPI 150+			
8- 13	0- 0	0- 3	OVERALL	0- 1	0- 3	8- 6			
4- 6	0- 0	0- 2	HOME	0- 0	0- 1	4- 3			
4- 7	0- 0	0- 1	AWAY	0- 1	0- 2	4- 3			
0- 0	0- 0	0- 0	NEUTRAL	0- 0	0- 0	0- 0			
5- 8	0- 0	0- 2	NON-CONFERENCE	0- 0	0- 2	5- 4			
3- 3	0- 0	0- 1	HOME	0- 0	0- 1	3- 1			
2- 5	0- 0	0- 1	AWAY	0- 0	0- 1	2- 3			
0- 0	0- 0	0- 0	NEUTRAL	0- 0	0- 0	0- 0			
3- 5	0- 0	0- 1	CONFERENCE	0- 1	0- 1	3- 2			
1- 3	0- 0	0- 1	HOME	0- 0	0- 0	1- 2			
2- 2	0- 0	0- 0	AWAY	0- 1	0- 1	2- 0			
0- 0	0- 0	0- 0	NEUTRAL	0- 0	0- 0	0- 0			

[illegible]

Non-Div I Games:

Loyola Chicago

Loss, Non-Conf, S Site, H Home A Away N Neutral

Average RPI Win:	236	WON-LOST	WINNING	LAST 10	STRENGTH OF	OPP. STRENGTH	TEAM	ADJ.	CONF.	ADJ CONF.
Average RPI Loss:	172	RECORD	PCT. RANK	GAMES	SCHEDULE	OF SCHEDULE	RPI	RPI	RPI	RPI
DIV. I ONLY	9- 14	226	3- 7	161	298	231	231	26	26	
DIV. I NON-CONF.	5- 6	189	0- 0	52	270	109	109	23	23	
TOTALS	RPI 1-25	RPI 26-50	W-L RECORDS	RPI 51-100	RPI 101-150	RPI 150+				
9- 14	0- 1	0- 2	OVERALL	0- 1	1- 2	8- 8				
7- 3	0- 1	0- 0	HOME	0- 0	1- 0	6- 2				
2- 11	0- 0	0- 2	AWAY	0- 1	0- 2	2- 6				
0- 0	0- 0	0- 0	NEUTRAL	0- 0	0- 0	0- 0				
5- 6	0- 1	0- 1	NON-CONFERENCE	0- 1	1- 2	4- 1				
3- 1	0- 1	0- 0	HOME	0- 0	1- 0	2- 0				
2- 5	0- 0	0- 1	AWAY	0- 1	0- 2	2- 1				
0- 0	0- 0	0- 0	NEUTRAL	0- 0	0- 0	0- 0				
4- 8	0- 0	0- 1	CONFERENCE	0- 0	0- 0	4- 7				
4- 2	0- 0	0- 0	HOME	0- 0	0- 0	4- 2				
0- 6	0- 0	0- 1	AWAY	0- 0	0- 0	0- 5				
0- 0	0- 0	0- 0	NEUTRAL	0- 0	0- 0	0- 0				

RPI 1-25				RPI 26-50				RPI 51-100				RPI 101+ Team's RPI: 231			
RPI	S	Opponent	Score	RPI	S	Opponent	Score	RPI	S	Opponent	Score	RPI	S	Opponent	Score
8	H	Maryland	45 88	35	A	Syracuse	48 83	83	A	Hartford	50 64	101	H	American	55 53
				44	A	Marist	38 67					138	A	Navy	60 71
												145	A	Howard	37 40
												174	H	Iona	64 43
												177	A	Fairfield	54 64
												179	A	Army	53 47
												210	H	Rider	74 81
												215	A	Pittsburgh	47 57
												237	H	Lehigh	60 48
												241	A	Niagara	47 58
												241	H	Niagara	71 68
												258	A	Siena	52 62
												258	H	Siena	53 37
												266	A	Canisius	39 48
												266	H	Canisius	46 60
												296	H	Towson	52 44
												304	A	UMBC	68 55
												324	A	Manhattan	50 62
												331	H	Saint Peter's	56 47
LAST 12 Division I GAMES:															
266	A	Canisius	39 48	258	A	Siena	52 62								
241	A	Niagara	47 58	324	A	Manhattan	50 62								
258	H	Siena	53 37	210	H	Rider	74 81								
241	H	Niagara	71 68	44	A	Marist	38 67								
174	H	Iona	64 43	331	H	Saint Peter's	56 47								
266	H	Canisius	46 60	177	A	Fairfield	54 64								

Non-Div I Games:

Loyola Maryland

■ Loss,
 ■ Non-Conf, S Site,
 ■ Home
 ■ Away
 N Neutral

Average RPI Win:	198	WON-LOST	WINNING	LAST 10	STRENGTH OF	OPP. STRENGTH	TEAM	ADJ.	CONF.	ADJ CONF.
Average RPI Loss:	97	RECORD	PCT. RANK	GAMES	SCHEDULE	OF SCHEDULE	RPI	RPI	RPI	RPI
DIV. I ONLY	9- 15	243	2- 8	84	86	206	206	7	7	
DIV. I NON-CONF.	6- 7	183	0- 1	102	92	161	161	7	7	
TOTALS	RPI 1-25	RPI 26-50	W-L RECORDS	RPI 51-100	RPI 101-150	RPI 150+				
9- 15	0- 2	0- 3	OVERALL	0- 5	1- 2	8- 3				
8- 4	0- 0	0- 2	HOME	0- 0	1- 1	7- 1				
0- 10	0- 1	0- 1	AWAY	0- 5	0- 1	0- 2				
1- 1	0- 1	0- 0	NEUTRAL	0- 0	0- 0	1- 0				
6- 7	0- 2	0- 0	NON-CONFERENCE	0- 3	0- 1	6- 1				
5- 1	0- 0	0- 0	HOME	0- 0	0- 1	5- 0				
0- 5	0- 1	0- 0	AWAY	0- 3	0- 0	0- 1				
1- 1	0- 1	0- 0	NEUTRAL	0- 0	0- 0	1- 0				
3- 8	0- 0	0- 3	CONFERENCE	0- 2	1- 1	2- 2				
3- 3	0- 0	0- 2	HOME	0- 0	1- 0	2- 1				
0- 5	0- 0	0- 1	AWAY	0- 2	0- 1	0- 1				
0- 0	0- 0	0- 0	NEUTRAL	0- 0	0- 0	0- 0				

RPI 1-25				RPI 26-50				RPI 51-100				RPI 101+ Team's RPI: 206			
RPI	S	Opponent	Score	RPI	S	Opponent	Score	RPI	S	Opponent	Score	RPI	S	Opponent	Score
12	A	UCLA	66 86	34	H	St. Mary's (CA)	77 84	64	A	BYU	53 72	123	A	Santa Clara	54 58
23	N	Iowa St.	33 55	50	A	Gonzaga	57 79	66	A	Wyoming	68 84	123	H	Santa Clara	71 50
				50	H	Gonzaga	56 70	67	A	UTEP	51 79	131	H	UC Santa Barbara	69 76
								86	A	San Diego	78 88	156	H	Utah St.	98 81
								94	A	Cal Poly	71 84	171	N	Tulsa	75 74
LAST 12 Division I GAMES:															
50	H	Gonzaga	56 70	207	H	San Francisco	65 50	180	H	Oregon St.	73 62	197	A	Portland	63 65
123	H	Santa Clara	71 50	86	A	San Diego	78 88	182	H	Long Beach St.	58 52	197	H	Portland	59 63
197	A	Portland	63 65	123	A	Santa Clara	54 58	207	H	San Francisco	65 50	233	H	Pepperdine	65 47
50	A	Gonzaga	57 79	34	H	St. Mary's (CA)	77 84	238	H	Colorado St.	69 52	259	A	New Mexico St.	76 77
64	A	BYU	53 72	233	H	Pepperdine	65 47	291	H	Cal St. Fullerton	85 73				
197	H	Portland	59 63	66	A	Wyoming	68 84								

Non-Div I Games:

Loyola Marymount

■ Loss,
 ■ Non-Conf,
 ■ S Site,
 ■ H Home
 ■ A Away
 N Neutral

Average RPI Win: 222	WON-LOST	WINNING	LAST 10	STRENGTH OF	OPP. STRENGTH	TEAM	ADJ.	CONF.	ADJ CONF.
Average RPI Loss: 192	RECORD	PCT. RANK	GAMES	SCHEDULE	OF SCHEDULE	RPI	RPI	RPI	RPI
DIV. I ONLY	2- 21	337	1- 9	217	258	333	333	23	23
DIV. I NON-CONF.	1- 12	331	0- 2	255	210	329	329	25	25
TOTALS	RPI 1-25	RPI 26-50	W-L RECORDS	RPI 51-100	RPI 101-150	RPI 150+			
2- 21	0- 0	0- 1	OVERALL	0- 8	0- 0	2- 12			
1- 7	0- 0	0- 1	HOME	0- 3	0- 0	1- 3			
0- 11	0- 0	0- 0	AWAY	0- 2	0- 0	0- 0			
1- 3	0- 0	0- 0	NEUTRAL	0- 1	0- 0	1- 2			
1- 12	0- 0	0- 1	NON-CONFERENCE	0- 4	0- 0	1- 7			
0- 2	0- 0	0- 1	HOME	0- 0	0- 0	0- 1			
0- 7	0- 0	0- 0	AWAY	0- 3	0- 0	0- 4			
1- 3	0- 0	0- 0	NEUTRAL	0- 1	0- 0	1- 2			
1- 9	0- 0	0- 0	CONFERENCE	0- 4	0- 0	1- 5			
1- 5	0- 0	0- 0	HOME	0- 3	0- 0	1- 2			
0- 4	0- 0	0- 0	AWAY	0- 1	0- 0	0- 3			
0- 0	0- 0	0- 0	NEUTRAL	0- 0	0- 0	0- 0			

RPI	S	Opponent	Score	RPI	S	Opponent	Score	RPI	S	Opponent	Score	RPI	S	Opponent	Score	Team's RPI: 333
35	H	Syracuse	44 68	62	A	FGCU	49 79	198	H	Stony Brook	67 51	214	A	VCU	47 82	
				63	H	Boston U.	54 85	214	H	VCU	58 74	245	N	UNLV	74 67	
				71	A	Minnesota	60 77	253	A	New Hampshire	54 61	258	A	Siena	50 53	
				83	H	Hartford	37 52	278	A	Bryant	40 44	287	N	Rhode Island	38 51	
				92	N	Auburn	41 71	296	A	Towson	64 69	301	H	Binghamton	65 67	
				96	A	Albany (NY)	39 71	303	A	Vermont	53 61	304	A	UMBC	50 54	
				96	H	Albany (NY)	54 86	304	H	UMBC	79 86	317	N	Wofford	76 79	
				99	A	James Madison	34 88									
LAST 12 Division I GAMES:																
96	H	Albany (NY)	54 86	63	H	Boston U.	54 85									
304	H	UMBC	79 86	96	A	Albany (NY)	39 71									
253	A	New Hampshire	54 61	83	H	Hartford	37 52									
198	H	Stony Brook	67 51	304	A	UMBC	50 54									
303	A	Vermont	53 61	214	A	VCU	47 82									
301	H	Binghamton	65 67	296	A	Towson	64 69									

Non-Div I Games:

Maine

■ Loss,
 ■ Non-Conf,
 S Site,
 ■ Home
 ■ Away
 N Neutral

Average RPI Win:	271	WON-LOST	WINNING	LAST 10	STRENGTH OF	OPP. STRENGTH	TEAM	ADJ.	CONF.	ADJ CONF.
Average RPI Loss:	202	RECORD	PCT. RANK	GAMES	SCHEDULE	OF SCHEDULE	RPI	RPI	RPI	RPI
DIV. I ONLY	6- 16	299	2- 8	311	300	324	324	26	26	
DIV. I NON-CONF.	3- 8	274	0- 1	239	333	319	319	23	23	
TOTALS	RPI 1-25	RPI 26-50	W-L RECORDS	RPI 51-100	RPI 101-150	RPI 150+				
6- 16	0- 0	0- 1	OVERALL	0- 1	0- 1	6- 13				
5- 8	0- 0	0- 1	HOME	0- 0	0- 0	5- 7				
1- 8	0- 0	0- 0	AWAY	0- 1	0- 1	1- 6				
0- 0	0- 0	0- 0	NEUTRAL	0- 0	0- 0	0- 0				
3- 8	0- 0	0- 0	NON-CONFERENCE	0- 1	0- 1	3- 6				
3- 4	0- 0	0- 0	HOME	0- 0	0- 0	3- 4				
0- 4	0- 0	0- 0	AWAY	0- 1	0- 1	0- 2				
0- 0	0- 0	0- 0	NEUTRAL	0- 0	0- 0	0- 0				
3- 8	0- 0	0- 1	CONFERENCE	0- 0	0- 0	3- 7				
2- 4	0- 0	0- 1	HOME	0- 0	0- 0	2- 3				
1- 4	0- 0	0- 0	AWAY	0- 0	0- 0	1- 4				
0- 0	0- 0	0- 0	NEUTRAL	0- 0	0- 0	0- 0				

RPI 1-25			RPI 26-50			RPI 51-100			RPI 101+ Team's RPI: 324		
RPI	S	Opponent	Score	RPI	S	Opponent	Score	RPI	S	Opponent	Score
				44	H	Marist	39 60	82	A	Fordham	45 55
								127	A	Sacred Heart	38 55
								162	H	Holy Cross	52 60
								174	A	Iona	46 76
								177	A	Fairfield	50 76
								179	H	Army	49 54
								202	A	Monmouth	43 58
								210	A	Rider	57 60
								210	H	Rider	41 48
								214	H	VCU	68 63
								231	H	Loyola Maryland	62 50
								252	H	Fairleigh Dickinson	47 53
								258	A	Siena	55 62
								258	H	Siena	51 54
								264	A	Cornell	60 70
								266	H	Canisius	54 51
								269	H	Oakland	47 43
								296	H	Towson	60 63
								312	H	Ohio	58 49
								331	A	Saint Peter's	73 66
								331	H	Saint Peter's	49 60
LAST 12 Division I GAMES:											
258	H	Siena	51 54	231	H	Loyola Maryland	62 50				
266	H	Canisius	54 51	258	A	Siena	55 62				
210	A	Rider	57 60	174	A	Iona	46 76				
331	H	Saint Peter's	49 60	210	H	Rider	41 48				
44	H	Marist	39 60	331	A	Saint Peter's	73 66				
177	A	Fairfield	50 76	202	A	Monmouth	43 58				

Non-Div I Games:

Manhattan

■ Loss,
 ■ Non-Conf,
 ■ S Site,
 ■ H Home
 ■ A Away
 N Neutral

Average RPI Win: 219	WON-LOST	WINNING	LAST 10	STRENGTH OF	OPP. STRENGTH	TEAM	ADJ.	CONF.	ADJ CONF.
Average RPI Loss: 32	RECORD	PCT. RANK	GAMES	SCHEDULE	OF SCHEDULE	RPI	RPI	RPI	RPI
DIV. I ONLY	17- 6	48	10- 0	75	143	44	44	26	26
DIV. I NON-CONF.	5- 6	189	0- 0	4	11	53	53	23	23
TOTALS	RPI 1-25	RPI 26-50	W-L RECORDS	RPI 51-100	RPI 101-150	RPI 150+			
17- 6	1- 4	0- 0	OVERALL	0- 2	1- 0	15- 0			
8- 1	1- 0	0- 0	HOME	0- 1	1- 0	6- 0			
8- 3	0- 2	0- 0	AWAY	0- 1	0- 0	8- 0			
1- 2	0- 2	0- 0	NEUTRAL	0- 0	0- 0	1- 0			
5- 6	1- 4	0- 0	NON-CONFERENCE	0- 2	1- 0	3- 0			
3- 1	1- 0	0- 0	HOME	0- 1	1- 0	1- 0			
1- 3	0- 2	0- 0	AWAY	0- 1	0- 0	1- 0			
1- 2	0- 2	0- 0	NEUTRAL	0- 0	0- 0	1- 0			
12- 0	0- 0	0- 0	CONFERENCE	0- 0	0- 0	12- 0			
5- 0	0- 0	0- 0	HOME	0- 0	0- 0	5- 0			
7- 0	0- 0	0- 0	AWAY	0- 0	0- 0	7- 0			
0- 0	0- 0	0- 0	NEUTRAL	0- 0	0- 0	0- 0			

RPI 1-25				RPI 26-50		Team's RPI: 44	RPI 51-100			RPI 101+		
RPI	S	Opponent	Score	RPI	S	Opponent	Score	RPI	S	Opponent	Score	
2	N	Connecticut	39 81					63	H	Boston U.	56 62	128 H Hofstra 85 70
10	A	Kentucky	56 78					83	A	Hartford	53 64	157 N Wake Forest 81 66
13	N	Purdue	50 71									174 A Iona 63 40
20	H	Princeton	56 45									174 H Iona 69 55
22	A	Oklahoma	55 68									177 H Fairfield 61 56
												199 A Yale 62 50
												210 A Rider 62 47
												231 H Loyola Maryland 67 38
												241 A Niagara 71 51
												258 A Siena 66 48
												258 H Siena 75 64
												266 A Canisius 51 41
												266 H Canisius 54 40
												303 H Vermont 66 45
												324 A Manhattan 60 39
												331 A Saint Peter's 68 49
LAST 12 Division I GAMES:												
258	A	Siena	66 48	241	A	Niagara	71 51					
174	A	Iona	63 40	266	A	Canisius	51 41					
331	A	Saint Peter's	68 49	174	H	Iona	69 55					
266	H	Canisius	54 40	231	H	Loyola Maryland	67 38					
258	H	Siena	75 64	177	H	Fairfield	61 56					
324	A	Manhattan	60 39	210	A	Rider	62 47					

Non-Div I Games:

Marist

Average RPI Win:	137	WON-LOST	WINNING	LAST 10	STRENGTH OF	OPP. STRENGTH	TEAM	ADJ.	CONF.	ADJ CONF.
Average RPI Loss:	39	RECORD	PCT. RANK	GAMES	SCHEDULE	OF SCHEDULE	RPI	RPI	RPI	RPI
DIV. I ONLY	12- 11	149	4- 6	5	40	45	45	3	3	
DIV. I NON-CONF.	8- 5	115	2- 0	27	42	49	49	3	3	
TOTALS	RPI 1-25	RPI 26-50	W-L RECORDS	RPI 51-100	RPI 101-150	RPI 150+				
12- 11	1- 4	1- 3	OVERALL	3- 4	2- 0	5- 0				
6- 6	0- 2	1- 3	HOME	1- 1	2- 0	2- 0				
5- 5	1- 2	0- 0	AWAY	2- 3	0- 0	2- 0				
1- 0	0- 0	0- 0	NEUTRAL	0- 0	0- 0	1- 0				
8- 5	0- 1	0- 2	NON-CONFERENCE	3- 2	2- 0	3- 0				
5- 2	0- 0	0- 2	HOME	1- 0	2- 0	2- 0				
2- 3	0- 1	0- 0	AWAY	2- 2	0- 0	0- 0				
1- 0	0- 0	0- 0	NEUTRAL	0- 0	0- 0	1- 0				
4- 6	1- 3	1- 1	CONFERENCE	0- 2	0- 0	2- 0				
1- 4	0- 2	1- 1	HOME	0- 1	0- 0	0- 0				
3- 2	1- 1	0- 0	AWAY	0- 1	0- 0	2- 0				
0- 0	0- 0	0- 0	NEUTRAL	0- 0	0- 0	0- 0				

RPI	S	Opponent	Score	RPI	S	Opponent	Score	Team's RPI: 45	RPI	S	Opponent	Score	RPI	S	Opponent	Score
2	A	Connecticut	37 94	26	H	Green Bay	46 55		52	H	Rutgers	54 72	110	H	Butler	73 62
2	H	Connecticut	51 85	28	H	DePaul	70 66		68	A	South Fla.	48 58	138	H	Navy	73 65
9	A	Texas A&M	64 84	35	H	Syracuse	79 92		69	A	Central Mich.	78 74	183	H	Dartmouth	70 52
19	A	Villanova	60 56	39	H	Toledo	71 82		74	A	South Dakota St.	77 74	215	A	Pittsburgh	74 65
24	H	Louisville	63 64						81	A	Georgia Tech	72 76	219	A	Seton Hall	56 53
									82	H	Fordham	51 48	249	N	Marshall	67 46
									90	A	Wisconsin	68 71	255	H	Loyola Chicago	77 61
LAST 12 Division I GAMES:																
19	A	Villanova	60 56	215	A	Pittsburgh	74 65									
2	A	Connecticut	37 94	219	A	Seton Hall	56 53									
28	H	DePaul	70 66	2	H	Connecticut	51 85									
52	H	Rutgers	54 72	35	H	Syracuse	79 92									
68	A	South Fla.	48 58	69	A	Central Mich.	78 74									
24	H	Louisville	63 64	255	H	Loyola Chicago	77 61									

Non-Div I Games:

Marquette

Average RPI Win: 225	WON-LOST	WINNING	LAST 10	STRENGTH OF	OPP. STRENGTH	TEAM	ADJ.	CONF.	ADJ CONF.
Average RPI Loss: 148	RECORD	PCT. RANK	GAMES	SCHEDULE	OF SCHEDULE	RPI	RPI	RPI	RPI
DIV. I ONLY	7- 15	272	1- 9	136	197	249	249	9	9
DIV. I NON-CONF.	6- 7	183	1- 2	217	287	227	227	10	10
<hr/>									
TOTALS	RPI 1-25	RPI 26-50	W-L RECORDS	RPI 51-100	RPI 101-150	RPI 150+			
7- 15	0- 0	0- 2	OVERALL	0- 3	1- 3	6- 7			
4- 5	0- 0	0- 0	HOME	0- 1	1- 1	3- 3			
1- 7	0- 0	0- 0	AWAY	0- 2	0- 2	1- 3			
2- 3	0- 0	0- 2	NEUTRAL	0- 0	0- 0	2- 1			
6- 7	0- 0	0- 2	NON-CONFERENCE	0- 0	0- 2	6- 3			
3- 2	0- 0	0- 0	HOME	0- 0	0- 0	3- 2			
1- 2	0- 0	0- 0	AWAY	0- 0	0- 2	1- 0			
2- 3	0- 0	0- 2	NEUTRAL	0- 0	0- 0	2- 1			
1- 8	0- 0	0- 0	CONFERENCE	0- 3	1- 1	0- 4			
1- 3	0- 0	0- 0	HOME	0- 1	1- 1	0- 1			
0- 5	0- 0	0- 0	AWAY	0- 2	0- 0	0- 3			
0- 0	0- 0	0- 0	NEUTRAL	0- 0	0- 0	0- 0			

RPI 1-25				RPI 26-50				RPI 51-100				RPI 101+ Team's RPI: 249			
RPI	S	Opponent	Score	RPI	S	Opponent	Score	RPI	S	Opponent	Score	RPI	S	Opponent	Score
				41	N	West Virginia	48 64	53	A	SMU	50 67	121	A	Indiana St.	49 55
				45	N	Marquette	46 67	89	A	East Carolina	47 54	138	A	Navy	51 67
								91	H	Tulane	57 67	140	H	UAB	45 61
												147	H	Memphis	55 54
												155	A	UCF	52 67
												167	A	Southern Miss.	46 48
												171	A	Tulsa	49 67
												181	H	Houston	63 71
												196	H	Tennessee Tech	60 67
												204	N	Presbyterian	59 51
												205	H	Furman	52 46
												211	H	Ball St.	70 45
												235	H	Radford	65 63
												262	N	Southern U.	57 47
												309	A	Southern Ill.	70 66
												312	H	Ohio	48 55
												318	N	Jackson St.	63 67
LAST 12 Division I GAMES:															
				53	A	SMU	50 67	171	A	Tulsa	49 67				
				155	A	UCF	52 67	91	H	Tulane	57 67				
				147	H	Memphis	55 54	167	A	Southern Miss.	46 48				
				89	A	East Carolina	47 54	138	A	Navy	51 67				
				140	H	UAB	45 61	196	H	Tennessee Tech	60 67				
				181	H	Houston	63 71	205	H	Furman	52 46				

Non-Div I Games:

Marshall

■ Loss,
■ Non-Conf,
■ S Site,
■ H Home
■ A Away
N Neutral

Maryland

Through Games Of Sunday, February 10, 2013				STRENGTH OF		OPP. STRENGTH	TEAM	ADJ.	CONF.	ADJ CONF.
Average RPI Win:	130	WON-LOST	WINNING	LAST 10	SCHEDULE	OF SCHEDULE	RPI	RPI	RPI	RPI
Average RPI Loss:	21	RECORD	PCT. RANK	GAMES						
DIV. I ONLY	19- 3	17	9- 1	33	32	8	8	5	5	
DIV. I NON-CONF.	9- 2	34	2- 0	36	53	12	12	4	4	
TOTALS	RPI 1-25	RPI 26-50	W-L RECORDS	RPI 51-100	RPI 101-150	RPI 150+				
19- 3	4- 2	1- 1	OVERALL	3- 0	4- 0	7- 0				
11- 0	2- 0	1- 0	HOME	2- 0	3- 0	3- 0				
8- 3	2- 2	0- 1	AWAY	1- 0	1- 0	4- 0				
0- 0	0- 0	0- 0	NEUTRAL	0- 0	0- 0	0- 0				
9- 2	2- 1	0- 1	NON-CONFERENCE	1- 0	1- 0	5- 0				
5- 0	0- 0	0- 0	HOME	1- 0	1- 0	3- 0				
4- 2	2- 1	0- 1	AWAY	0- 0	0- 0	2- 0				
0- 0	0- 0	0- 0	NEUTRAL	0- 0	0- 0	0- 0				
10- 1	2- 1	1- 0	CONFERENCE	2- 0	3- 0	2- 0				
6- 0	2- 0	1- 0	HOME	1- 0	2- 0	0- 0				
4- 1	0- 1	0- 0	AWAY	1- 0	1- 0	2- 0				
0- 0	0- 0	0- 0	NEUTRAL	0- 0	0- 0	0- 0				

RPI 1-25				RPI 26-50				RPI 51-100				RPI 101+			
RPI	S	Opponent	Score	RPI	S	Opponent	Score	RPI	S	Opponent	Score	RPI	S	Opponent	Score
2	A	Connecticut	48 63	46	A	Saint Joseph's	49 50	57	H	Virginia	79 55	101	H	American	94 54
15	A	North Carolina	57 60	49	H	Miami (FL)	84 62	81	A	Georgia Tech	66 57	105	H	Boston College	85 62
15	H	North Carolina	85 59					83	H	Hartford	72 40	122	H	North Carolina St.	82 62
16	H	Florida St.	71 64									125	A	Virginia Tech	74 45
21	A	Delaware	69 53									157	A	Wake Forest	73 63
25	A	Nebraska	90 71									190	A	Clemson	80 40
												228	H	Mt. St. Mary's	88 47
												231	A	Loyola Maryland	88 45
												268	H	George Mason	90 40
												294	H	Brown	76 36
												296	A	Towson	88 43
LAST 12 Division I GAMES:															
157	A	Wake Forest	73 63	125	A	Virginia Tech	74 45								
105	H	Boston College	85 62	49	H	Miami (FL)	84 62								
190	A	Clemson	80 40	16	H	Florida St.	71 64								
15	H	North Carolina	85 59	15	A	North Carolina	57 60								
81	A	Georgia Tech	66 57	83	H	Hartford	72 40								
122	H	North Carolina St.	82 62	294	H	Brown	76 36								

Non-Div I Games:

Maryland

Loss, Non-Conf, S Site, H Home A Away N Neutral

Massachusetts

Through Games Of Sunday, February 10, 2013

Average RPI Win:	268	WON-LOST	WINNING	LAST 10	STRENGTH OF	OPP. STRENGTH	TEAM	ADJ.	CONF.	ADJ CONF.
Average RPI Loss:	132	RECORD	PCT. RANK	GAMES	SCHEDULE	OF SCHEDULE	RPI	RPI	RPI	RPI
DIV. I ONLY	3- 20	329	1- 9	90	175	289	289	8	8	
DIV. I NON-CONF.	2- 13	318	0- 4	103	250	278	278	8	8	
TOTALS	RPI 1-25	RPI 26-50	W-L RECORDS	RPI 51-100	RPI 101-150	RPI 150+				
3- 20	0- 2	0- 0	OVERALL	0- 6	0- 4	3- 8				
2- 9	0- 0	0- 0	HOME	0- 3	0- 2	2- 4				
1- 11	0- 2	0- 0	AWAY	0- 3	0- 2	1- 4				
0- 0	0- 0	0- 0	NEUTRAL	0- 0	0- 0	0- 0				
2- 13	0- 1	0- 0	NON-CONFERENCE	0- 5	0- 2	2- 5				
1- 6	0- 0	0- 0	HOME	0- 3	0- 0	1- 3				
1- 7	0- 1	0- 0	AWAY	0- 2	0- 2	1- 2				
0- 0	0- 0	0- 0	NEUTRAL	0- 0	0- 0	0- 0				
1- 7	0- 1	0- 0	CONFERENCE	0- 1	0- 2	1- 3				
1- 3	0- 0	0- 0	HOME	0- 0	0- 2	1- 1				
0- 4	0- 1	0- 0	AWAY	0- 1	0- 0	0- 2				
0- 0	0- 0	0- 0	NEUTRAL	0- 0	0- 0	0- 0				

RPI	S	Opponent	Score	RPI	S	Opponent	Score	RPI	S	Opponent	Score	RPI	S	Opponent	Score	Team's RPI: 289
4	A	Notre Dame	50 94					58	H	Quinnipiac	72 81	106	A	Northeastern	51 78	
18	A	Dayton	44 83					63	A	Boston U.	50 73	110	H	Butler	61 75	
								82	A	Fordham	57 69	112	H	Temple	54 66	
								83	H	Hartford	65 71	150	A	Miami (OH)	40 50	
								84	A	Harvard	59 85	154	H	George Washington	62 58	
								97	H	Bowling Green	61 64	162	H	Holy Cross	59 63	
												183	H	Dartmouth	55 57	
												187	A	Saint Louis	50 59	
												203	H	La Salle	57 68	
												217	A	St. Bonaventure	49 61	
												224	A	Central Conn. St.	69 78	
												246	A	Ole Miss	59 71	
												258	H	Siena	51 57	
												312	A	Ohio	65 61	
												337	H	Kent St.	83 53	
LAST 12 Division I GAMES:																
187	A	Saint Louis	50 59	82	A	Fordham	57 69									
112	H	Temple	54 66	154	H	George Washington	62 58									
203	H	La Salle	57 68	183	H	Dartmouth	55 57									
18	A	Dayton	44 83	84	A	Harvard	59 85									
110	H	Butler	61 75	258	H	Siena	51 57									
217	A	St. Bonaventure	49 61	106	A	Northeastern	51 78									

Non-Div I Games:

Massachusetts

Loss, Non-Conf, S Site, H Home A Away N Neutral

Average RPI Win: 217		WON-LOST	WINNING	LAST 10	STRENGTH OF	OPP. STRENGTH	TEAM	ADJ.	CONF.	ADJ CONF.
Average RPI Loss: 155		RECORD	PCT. RANK	GAMES	SCHEDULE	OF SCHEDULE	RPI	RPI	RPI	RPI
DIV. I ONLY		10- 11	181	6- 4	213	193	191	191	21	21
DIV. I NON-CONF.		3- 6	241	0- 0	119	72	184	184	20	20
TOTALS	RPI 1-25	RPI 26-50		W-L RECORDS		RPI 51-100	RPI 101-150	RPI 150+		
10- 11	0- 0	0- 1		OVERALL		0- 2	2- 3	8- 5		
6- 2	0- 0	0- 0		HOME		0- 0	1- 1	5- 1		
3- 9	0- 0	0- 1		AWAY		0- 2	1- 2	2- 4		
1- 0	0- 0	0- 0		NEUTRAL		0- 0	0- 0	1- 0		
3- 6	0- 0	0- 1		NON-CONFERENCE		0- 2	0- 1	3- 2		
2- 0	0- 0	0- 0		HOME		0- 0	0- 0	2- 0		
0- 6	0- 0	0- 1		AWAY		0- 2	0- 1	0- 2		
1- 0	0- 0	0- 0		NEUTRAL		0- 0	0- 0	1- 0		
7- 5	0- 0	0- 0		CONFERENCE		0- 0	2- 2	5- 3		
4- 2	0- 0	0- 0		HOME		0- 0	1- 1	3- 1		
3- 3	0- 0	0- 0		AWAY		0- 0	1- 1	2- 2		
0- 0	0- 0	0- 0		NEUTRAL		0- 0	0- 0	0- 0		

RPI 1-25				RPI 26-50				RPI 51-100				RPI 101+				Team's RPI: 191	
RPI	S	Opponent	Score	RPI	S	Opponent	Score	RPI	S	Opponent	Score	RPI	S	Opponent	Score		
				36	A	Vanderbilt	71 82	59	A	LSU	75 82	119	H	Lamar	53 57		
								91	A	Tulane	63 69	132	A	Sam Houston St.	53 60		
												132	H	Sam Houston St.	62 58		
												142	A	Rice	51 60		
												143	A	Oral Roberts	72 71		
												166	H	Texas Southern	59 42		
												167	A	Southern Miss.	59 68		
												170	A	Louisiana Tech	50 52		
												176	H	Nicholls St.	61 78		
												181	H	Houston	76 72		
												230	A	Stephen F. Austin	74 57		
												230	H	Stephen F. Austin	66 60		
												236	A	Central Ark.	77 61		
												246	N	Ole Miss	80 75		
												274	A	Northwestern St.	62 64		
												274	H	Northwestern St.	80 54		
												334	A	A&M-Corpus Christi	59 60		
												334	H	A&M-Corpus Christi	68 39		
LAST 12 Division I GAMES:																	
				334	A	A&M-Corpus Christi	59 60	119	H	Lamar	53 57						
				132	A	Sam Houston St.	53 60	132	H	Sam Houston St.	62 58						
				274	H	Northwestern St.	80 54	334	H	A&M-Corpus Christi	68 39						
				230	H	Stephen F. Austin	66 60	176	H	Nicholls St.	61 78						
				143	A	Oral Roberts	72 71	230	A	Stephen F. Austin	74 57						
				236	A	Central Ark.	77 61	274	A	Northwestern St.	62 64						

Non-Div I Games:	Centenary (LA)	90	33	Talladega	79	59
------------------	----------------	----	----	-----------	----	----

McNeese St.

Loss, Non-Conf, S Site, H Home A Away N Neutral

Average RPI Win: 185		WON-LOST	WINNING	LAST 10	STRENGTH OF		OPP. STRENGTH	TEAM	ADJ.	CONF.	ADJ CONF.
Average RPI Loss: 150		RECORD	PCT. RANK	GAMES	SCHEDULE		OF SCHEDULE	RPI	RPI	RPI	RPI
DIV. I ONLY		13- 10	130	5- 5	187		120	147	147	9	9
DIV. I NON-CONF.		9- 5	97	3- 0	220		165	148	148	10	10
TOTALS		RPI 1-25	RPI 26-50		W-L RECORDS		RPI 51-100	RPI 101-150	RPI 150+		
13- 10	0- 0	0- 0		OVERALL		3- 4	2- 0	8- 6			
8- 4	0- 0	0- 0		HOME		2- 2	1- 0	5- 2			
5- 6	0- 0	0- 0		AWAY		1- 2	1- 0	3- 4			
0- 0	0- 0	0- 0		NEUTRAL		0- 0	0- 0	0- 0			
9- 5	0- 0	0- 0		NON-CONFERENCE		2- 3	0- 0	7- 2			
5- 3	0- 0	0- 0		HOME		1- 2	0- 0	4- 1			
4- 2	0- 0	0- 0		AWAY		1- 1	0- 0	3- 1			
0- 0	0- 0	0- 0		NEUTRAL		0- 0	0- 0	0- 0			
4- 5	0- 0	0- 0		CONFERENCE		1- 1	2- 0	1- 4			
3- 1	0- 0	0- 0		HOME		1- 0	1- 0	1- 1			
1- 4	0- 0	0- 0		AWAY		0- 1	1- 0	0- 3			
0- 0	0- 0	0- 0		NEUTRAL		0- 0	0- 0	0- 0			

RPI 1-25				RPI 26-50				RPI 51-100				RPI 101+				Team's RPI: 147	
RPI	S	Opponent	Score	RPI	S	Opponent	Score	RPI	S	Opponent	Score	RPI	S	Opponent	Score		
								54	H	Illinois	65 73	140	A	UAB	63 55		
								55	A	Middle Tenn.	68 82	142	H	Rice	64 60		
								85	A	Illinois St.	76 74	155	A	UCF	62 83		
								87	H	Missouri	72 69	155	H	UCF	65 70		
								89	H	East Carolina	66 56	159	H	Wright St.	109 68		
								91	A	Tulane	62 72	167	H	Southern Miss.	63 57		
								93	H	UALR	44 56	181	A	Houston	74 77		
												187	A	Saint Louis	65 58		
												196	H	Tennessee Tech	73 64		
												219	A	Seton Hall	65 58		
												232	H	Prairie View	58 70		
												239	A	East Tenn. St.	73 83		
												249	A	Marshall	54 55		
												305	A	Texas-Arlington	89 76		
												310	H	Alabama A&M	80 57		
												320	H	Grambling	92 42		
LAST 12 Division I GAMES:																	
				155	A	UCF	62 83	89	H	East Carolina	66 56						
				249	A	Marshall	54 55	167	H	Southern Miss.	63 57						
				142	H	Rice	64 60	181	A	Houston	74 77						
				155	H	UCF	65 70	159	H	Wright St.	109 68						
				140	A	UAB	63 55	196	H	Tennessee Tech	73 64						
				91	A	Tulane	62 72	87	H	Missouri	72 69						

Non-Div I Games:

Memphis

Loss, Non-Conf, S Site, H Home A Away N Neutral

Average RPI Win:	276	WON-LOST	WINNING	LAST 10	STRENGTH OF	OPP. STRENGTH	TEAM	ADJ.	CONF.	ADJ CONF.
Average RPI Loss:	73	RECORD	PCT. RANK	GAMES	SCHEDULE	OF SCHEDULE	RPI	RPI	RPI	RPI
DIV. I ONLY	14- 7	75	9- 1	244	243	134	134	29	29	
DIV. I NON-CONF.	6- 5	146	1- 1	172	148	122	122	28	28	
TOTALS	RPI 1-25	RPI 26-50	W-L RECORDS	RPI 51-100	RPI 101-150	RPI 150+				
14- 7	0- 3	0- 0	OVERALL	1- 2	0- 1	13- 1				
7- 3	0- 0	0- 0	HOME	1- 2	0- 1	6- 0				
7- 4	0- 3	0- 0	AWAY	0- 0	0- 0	7- 1				
0- 0	0- 0	0- 0	NEUTRAL	0- 0	0- 0	0- 0				
6- 5	0- 3	0- 0	NON-CONFERENCE	1- 0	0- 1	5- 1				
3- 1	0- 0	0- 0	HOME	1- 0	0- 1	2- 0				
3- 4	0- 3	0- 0	AWAY	0- 0	0- 0	3- 1				
0- 0	0- 0	0- 0	NEUTRAL	0- 0	0- 0	0- 0				
8- 2	0- 0	0- 0	CONFERENCE	0- 2	0- 0	8- 0				
4- 2	0- 0	0- 0	HOME	0- 2	0- 0	4- 0				
4- 0	0- 0	0- 0	AWAY	0- 0	0- 0	4- 0				
0- 0	0- 0	0- 0	NEUTRAL	0- 0	0- 0	0- 0				

RPI 1-25				RPI 26-50				RPI 51-100				RPI 101+ Team's RPI: 134			
RPI	S	Opponent	Score	RPI	S	Opponent	Score	RPI	S	Opponent	Score	RPI	S	Opponent	Score
4	A	Notre Dame	36 93					62	H	FGCU	41 70	108	H	High Point	57 62
16	A	Florida St.	42 94					77	H	Davidson	46 43	205	A	Furman	64 73
17	A	Georgia	38 80					100	H	Stetson	41 74	218	A	Northern Ky.	77 67
												239	H	East Tenn. St.	79 64
												243	A	North Florida	56 43
												243	H	North Florida	51 49
												272	H	USC Upstate	72 55
												290	A	Troy	96 90
												313	A	Ga. Southern	48 44
												316	A	Jacksonville	72 68
												327	H	Alabama St.	65 55
												328	A	Kennesaw St.	71 46
												328	H	Kennesaw St.	57 36
												336	A	Lipscomb	74 70
												340	H	Jacksonville St.	63 51
LAST 12 Division I GAMES:															
243	H	North Florida	51 49	243	A	North Florida	56 43								
328	H	Kennesaw St.	57 36	316	A	Jacksonville	72 68								
218	A	Northern Ky.	77 67	328	A	Kennesaw St.	71 46								
336	A	Lipscomb	74 70	62	H	FGCU	41 70								
239	H	East Tenn. St.	79 64	100	H	Stetson	41 74								
272	H	USC Upstate	72 55	108	H	High Point	57 62								

Non-Div I Games: Brevard 57 50

Mercer

■ Loss,
 ■ Non-Conf,
 S Site,
 ■ Home
 ■ Away
 N Neutral

Miami (FL)

Through Games Of Sunday, February 10, 2013

Average RPI Win:	152	WON-LOST	WINNING	LAST 10	STRENGTH OF	OPP. STRENGTH	TEAM	ADJ.	CONF.	ADJ CONF.
Average RPI Loss:	23	RECORD	PCT. RANK	GAMES	SCHEDULE	OF SCHEDULE	RPI	RPI	RPI	RPI
DIV. I ONLY	16- 8	75	4- 6	38	36	49	49	5	5	
DIV. I NON-CONF.	9- 2	34	0- 0	93	78	44	44	4	4	
TOTALS	RPI 1-25	RPI 26-50	W-L RECORDS	RPI 51-100	RPI 101-150	RPI 150+				
16- 8	1- 6	0- 0	OVERALL	4- 2	3- 0	8- 0				
13- 3	1- 3	0- 0	HOME	4- 0	2- 0	6- 0				
3- 5	0- 3	0- 0	AWAY	0- 2	1- 0	2- 0				
0- 0	0- 0	0- 0	NEUTRAL	0- 0	0- 0	0- 0				
9- 2	1- 1	0- 0	NON-CONFERENCE	2- 1	1- 0	5- 0				
8- 1	1- 1	0- 0	HOME	2- 0	0- 0	5- 0				
1- 1	0- 0	0- 0	AWAY	0- 1	1- 0	0- 0				
0- 0	0- 0	0- 0	NEUTRAL	0- 0	0- 0	0- 0				
7- 6	0- 5	0- 0	CONFERENCE	2- 1	2- 0	3- 0				
5- 2	0- 2	0- 0	HOME	2- 0	2- 0	1- 0				
2- 4	0- 3	0- 0	AWAY	0- 1	0- 0	2- 0				
0- 0	0- 0	0- 0	NEUTRAL	0- 0	0- 0	0- 0				

RPI 1-25				RPI 26-50				Team's RPI: 49				RPI 51-100				RPI 101+			
RPI	S	Opponent	Score	RPI	S	Opponent	Score	RPI	S	Opponent	Score	RPI	S	Opponent	Score	RPI	S	Opponent	Score
5	H	Penn St.	69 65									52	A	Rutgers	34 42	104	A	Richmond	69 63
7	H	Tennessee	67 79									57	A	Virginia	52 62	122	H	North Carolina St.	79 53
8	A	Maryland	62 84									57	H	Virginia	58 52	125	H	Virginia Tech	68 42
11	A	Duke	43 82									77	H	Davidson	67 35	157	A	Wake Forest	79 78
15	H	North Carolina	62 64									81	H	Georgia Tech	71 65	190	A	Clemson	62 46
16	A	Florida St.	65 86									90	H	Wisconsin	67 44	190	H	Clemson	78 56
16	H	Florida St.	78 93													192	H	Fla. Atlantic	76 61
																224	H	Central Conn. St.	64 43
																235	H	Radford	75 58
																243	H	North Florida	77 24
																339	H	Alcorn	68 53
LAST 12 Division I GAMES:																			
16	H	Florida St.	78 93	57	A	Virginia	52 62												
190	A	Clemson	62 46	81	H	Georgia Tech	71 65												
125	H	Virginia Tech	68 42	16	A	Florida St.	65 86												
11	A	Duke	43 82	8	A	Maryland	62 84												
15	H	North Carolina	62 64	57	H	Virginia	58 52												
157	A	Wake Forest	79 78	190	H	Clemson	78 56												

Non-Div I Games:

Miami (FL)

■ Loss,
 ■ Non-Conf, S Site,
 ■ Home
 ■ Away
 N Neutral

Average RPI Win:	236	WON-LOST	WINNING	LAST 10	STRENGTH OF	OPP. STRENGTH	TEAM	ADJ.	CONF.	ADJ CONF.
Average RPI Loss:	129	RECORD	PCT. RANK	GAMES	SCHEDULE	OF SCHEDULE	RPI	RPI	RPI	RPI
DIV. I ONLY	14- 9	106	6- 4	221	185	150	150	18	18	
DIV. I NON-CONF.	8- 5	115	2- 0	167	174	120	120	16	16	
TOTALS	RPI 1-25	RPI 26-50	W-L RECORDS	RPI 51-100	RPI 101-150	RPI 150+				
14- 9	0- 1	1- 2	OVERALL	1- 1	0- 1	12- 4				
7- 4	0- 0	0- 1	HOME	0- 1	0- 1	7- 1				
6- 4	0- 1	1- 0	AWAY	1- 0	0- 0	4- 3				
1- 1	0- 0	0- 1	NEUTRAL	0- 0	0- 0	1- 0				
8- 5	0- 1	1- 1	NON-CONFERENCE	0- 1	0- 0	7- 2				
5- 1	0- 0	0- 0	HOME	0- 1	0- 0	5- 0				
2- 3	0- 1	1- 0	AWAY	0- 0	0- 0	1- 2				
1- 1	0- 0	0- 1	NEUTRAL	0- 0	0- 0	1- 0				
6- 4	0- 0	0- 1	CONFERENCE	1- 0	0- 1	5- 2				
2- 3	0- 0	0- 1	HOME	0- 0	0- 1	2- 1				
4- 1	0- 0	0- 0	AWAY	1- 0	0- 0	3- 1				
0- 0	0- 0	0- 0	NEUTRAL	0- 0	0- 0	0- 0				

RPI 1-25				RPI 26-50				RPI 51-100				RPI 101+ Team's RPI: 150			
RPI	S	Opponent	Score	RPI	S	Opponent	Score	RPI	S	Opponent	Score	RPI	S	Opponent	Score
10	A	Kentucky	53 92	31	A	Duquesne	54 49	70	H	Youngstown St.	56 76	130	H	Akron	77 84
				32	N	Creighton	57 66	97	A	Bowling Green	57 54	159	H	Wright St.	72 54
				39	H	Toledo	49 80					186	A	Eastern Ky.	63 73
												208	H	Col. of Charleston	55 42
												211	A	Ball St.	59 62
												218	H	Northern Ky.	63 52
												226	A	Cleveland St.	75 87
												227	H	Eastern Mich.	70 48
												244	A	Western Mich.	73 47
												254	H	Buffalo	70 78
												265	A	Northern Ill.	65 51
												277	H	Robert Morris	70 56
												289	H	Massachusetts	50 40
												298	N	Nevada	62 49
												312	H	Ohio	78 56
												337	A	Kent St.	76 48
												338	A	Chicago St.	71 37
LAST 12 Division I GAMES:															
130	H	Akron	77 84	227	H	Eastern Mich.	70 48								
39	H	Toledo	49 80	312	H	Ohio	78 56								
265	A	Northern Ill.	65 51	244	A	Western Mich.	73 47								
254	H	Buffalo	70 78	211	A	Ball St.	59 62								
337	A	Kent St.	76 48	31	A	Duquesne	54 49								
97	A	Bowling Green	57 54	298	N	Nevada	62 49								

Non-Div I Games:

Miami (OH)

■ Loss,
■ Non-Conf, S Site,
■ Home
■ Away
N Neutral

Michigan

Average RPI Win:	135	WON-LOST	WINNING	LAST 10	STRENGTH OF	OPP. STRENGTH	TEAM	ADJ.	CONF.	ADJ CONF.
Average RPI Loss:	42	RECORD	PCT. RANK	GAMES	SCHEDULE	OF SCHEDULE	RPI	RPI	RPI	RPI
DIV. I ONLY	18- 6	43	6- 4	34	46	29	29	2	2	
DIV. I NON-CONF.	11- 2	23	1- 0	75	115	30	30	2	2	

TOTALS	RPI 1-25	RPI 26-50	W-L RECORDS	RPI 51-100	RPI 101-150	RPI 150+
18- 6	1- 2	1- 2	OVERALL	6- 1	2- 1	8- 0
11- 3	0- 2	0- 1	HOME	5- 0	1- 0	5- 0
7- 3	1- 0	1- 1	AWAY	1- 1	1- 1	3- 0
0- 0	0- 0	0- 0	NEUTRAL	0- 0	0- 0	0- 0
11- 2	0- 1	0- 0	NON-CONFERENCE	4- 0	1- 1	6- 0
8- 1	0- 1	0- 0	HOME	3- 0	1- 0	4- 0
3- 1	0- 0	0- 0	AWAY	1- 0	0- 1	2- 0
0- 0	0- 0	0- 0	NEUTRAL	0- 0	0- 0	0- 0
7- 4	1- 1	1- 2	CONFERENCE	2- 1	1- 0	2- 0
3- 2	0- 1	0- 1	HOME	2- 0	0- 0	1- 0
4- 2	1- 0	1- 1	AWAY	0- 1	1- 0	1- 0
0- 0	0- 0	0- 0	NEUTRAL	0- 0	0- 0	0- 0

RPI 1-25				RPI 26-50				Team's RPI: 29	RPI 51-100				RPI 101+			
RPI	S	Opponent	Score	RPI	S	Opponent	Score		RPI	S	Opponent	Score	RPI	S	Opponent	Score
5	H	Penn St.	49 59	30	A	Michigan St.	46 61		54	H	Illinois	72 69	102	A	Utah	40 59
11	H	Duke	54 71	33	A	Iowa	68 64		60	H	Florida	59 53	103	H	Detroit	70 62
13	A	Purdue	67 56	33	H	Iowa	57 63		63	H	Boston U.	67 58	107	A	Northwestern	67 53
									71	A	Minnesota	67 82	184	A	Indiana	61 43
									84	H	Harvard	72 61	184	H	Indiana	65 48
									85	A	Illinois St.	56 45	213	H	Valparaiso	73 32
									90	H	Wisconsin	54 43	219	H	Seton Hall	72 29
													222	A	Xavier	62 53
													227	A	Eastern Mich.	55 43
													241	H	Niagara	82 44
													244	H	Western Mich.	60 41
LAST 12 Division I GAMES:																
13	A	Purdue	67 56	5	H	Penn St.	49 59		107	A	Northwestern	67 53				
54	H	Illinois	72 69	30	A	Michigan St.	46 61		90	H	Wisconsin	54 43				
71	A	Minnesota	67 82	33	A	Iowa	68 64		184	H	Indiana	65 48				
33	H	Iowa	57 63	184	H	Indiana	65 48		241	H	Niagara	82 44				
184	A	Indiana	61 43													

Non-Div I Games:

Michigan

■ Loss,
 ■ Non-Conf, S Site,
 ■ Home
 ■ Away
 N Neutral

Average RPI Win:	152	WON-LOST	WINNING	LAST 10	STRENGTH OF	OPP. STRENGTH	TEAM	ADJ.	CONF.	ADJ CONF.
Average RPI Loss:	13	RECORD	PCT. RANK	GAMES	SCHEDULE	OF SCHEDULE	RPI	RPI	RPI	RPI
DIV. I ONLY	18- 5	33	6- 4	65	31	30	30	2	2	
DIV. I NON-CONF.	12- 1	4	2- 0	231	76	42	42	2	2	
TOTALS	RPI 1-25	RPI 26-50	W-L RECORDS	RPI 51-100	RPI 101-150	RPI 150+				
18- 5	0- 5	3- 0	OVERALL	3- 0	4- 0	8- 0				
10- 2	0- 2	2- 0	HOME	2- 0	2- 0	4- 0				
6- 3	0- 3	0- 0	AWAY	1- 0	2- 0	3- 0				
2- 0	0- 0	1- 0	NEUTRAL	0- 0	0- 0	1- 0				
12- 1	0- 1	1- 0	NON-CONFERENCE	1- 0	3- 0	7- 0				
7- 0	0- 0	0- 0	HOME	1- 0	2- 0	4- 0				
3- 1	0- 1	0- 0	AWAY	0- 0	1- 0	2- 0				
2- 0	0- 0	1- 0	NEUTRAL	0- 0	0- 0	1- 0				
6- 4	0- 4	2- 0	CONFERENCE	2- 0	1- 0	1- 0				
3- 2	0- 2	2- 0	HOME	1- 0	0- 0	0- 0				
3- 2	0- 2	0- 0	AWAY	1- 0	1- 0	1- 0				
0- 0	0- 0	0- 0	NEUTRAL	0- 0	0- 0	0- 0				

RPI 1-25				RPI 26-50				Team's RPI: 30	RPI 51-100				RPI 101+			
RPI	S	Opponent	Score	RPI	S	Opponent	Score		RPI	S	Opponent	Score	RPI	S	Opponent	Score
5	A	Penn St.	56 71	29	H	Michigan	61 46		54	A	Illinois	79 75	107	A	Northwestern	67 62
5	H	Penn St.	55 76	33	H	Iowa	65 54		71	H	Minnesota	66 51	112	H	Temple	57 47
13	H	Purdue	62 67	37	N	Texas Tech	50 48		96	H	Albany (NY)	67 35	122	A	North Carolina St.	68 51
18	A	Dayton	53 60										125	H	Virginia Tech	57 29
25	A	Nebraska	54 59										180	N	Oregon St.	49 35
													184	A	Indiana	56 46
													227	A	Eastern Mich.	60 49
													250	H	Milwaukee	81 50
													257	H	IPFW	64 36
													269	A	Oakland	75 43
													277	H	Robert Morris	68 35
													305	H	Texas-Arlington	83 39
LAST 12 Division I GAMES:																
5	A	Penn St.	56 71	33	H	Iowa	65 54		54	A	Illinois	79 75	5	H	Penn St.	55 76
29	H	Michigan	61 46	54	A	Illinois	79 75		71	H	Minnesota	66 51	112	H	Temple	57 47
107	A	Northwestern	67 62	5	H	Penn St.	55 76		96	H	Albany (NY)	67 35	180	N	Oregon St.	49 35
13	H	Purdue	62 67	71	H	Minnesota	66 51						184	A	Indiana	56 46
25	A	Nebraska	54 59	112	H	Temple	57 47						227	A	Eastern Mich.	60 49
184	A	Indiana	56 46	37	N	Texas Tech	50 48						250	H	Milwaukee	81 50

Non-Div I Games:

Michigan St.

Average RPI Win:	195	WON-LOST	WINNING	LAST 10	STRENGTH OF	OPP. STRENGTH	TEAM	ADJ.	CONF.	ADJ CONF.
Average RPI Loss:	89	RECORD	PCT. RANK	GAMES	SCHEDULE	OF SCHEDULE	RPI	RPI	RPI	RPI
DIV. I ONLY	18- 6	43	9- 1	115	123	55	55	12	12	
DIV. I NON-CONF.	5- 4	141	0- 0	66	89	74	74	13	13	
TOTALS	RPI 1-25	RPI 26-50	W-L RECORDS	RPI 51-100	RPI 101-150	RPI 150+				
18- 6	0- 2	0- 1	OVERALL	2- 1	4- 1	12- 1				
10- 2	0- 0	0- 0	HOME	2- 0	2- 1	6- 1				
8- 4	0- 2	0- 1	AWAY	0- 1	2- 0	6- 0				
0- 0	0- 0	0- 0	NEUTRAL	0- 0	0- 0	0- 0				
5- 4	0- 2	0- 1	NON-CONFERENCE	0- 1	1- 0	4- 0				
4- 0	0- 0	0- 0	HOME	0- 0	1- 0	3- 0				
1- 4	0- 2	0- 1	AWAY	0- 1	0- 0	1- 0				
0- 0	0- 0	0- 0	NEUTRAL	0- 0	0- 0	0- 0				
13- 2	0- 0	0- 0	CONFERENCE	2- 0	3- 1	8- 1				
6- 2	0- 0	0- 0	HOME	2- 0	1- 1	3- 1				
7- 0	0- 0	0- 0	AWAY	0- 0	2- 0	5- 0				
0- 0	0- 0	0- 0	NEUTRAL	0- 0	0- 0	0- 0				

RPI 1-25				RPI 26-50				RPI 51-100				Team's RPI: 55	RPI 101+			
RPI	S	Opponent	Score	RPI	S	Opponent	Score	RPI	S	Opponent	Score		RPI	S	Opponent	Score
7	A	Tennessee	81 88	33	A	Iowa	63 69	74	A	South Dakota St.	56 63		118	A	FIU	61 51
10	A	Kentucky	46 68					88	H	Western Ky.	79 57		118	H	FIU	51 58
								93	H	UALR	65 56		139	A	Arkansas St.	72 70
													139	H	Arkansas St.	93 49
													147	H	Memphis	82 68
													175	A	South Ala.	60 39
													189	A	North Texas	60 47
													189	H	North Texas	66 64
													192	A	Fla. Atlantic	70 67
													192	H	Fla. Atlantic	73 59
													196	A	Tennessee Tech	65 59
													221	A	La.-Monroe	66 48
													222	H	Xavier	63 48
													284	A	La.-Lafayette	72 45
													284	H	La.-Lafayette	72 36
													290	H	Troy	70 74
													315	H	Austin Peay	70 56
													328	H	Kennesaw St.	87 45
LAST 12 Division I GAMES:																
290	H	Troy	70 74	284	H	La.-Lafayette	72 36									
139	H	Arkansas St.	93 49	93	H	UALR	65 56									
192	A	Fla. Atlantic	70 67	221	A	La.-Monroe	66 48									
118	A	FIU	61 51	192	H	Fla. Atlantic	73 59									
88	H	Western Ky.	79 57	175	A	South Ala.	60 39									
189	A	North Texas	60 47	139	A	Arkansas St.	72 70									

Non-Div I Games:

Middle Tenn.

Milwaukee

Through Games Of Sunday, February 10, 2013

Average RPI Win:	230	WON-LOST	WINNING	LAST 10	STRENGTH OF	OPP. STRENGTH	TEAM	ADJ.	CONF.	ADJ CONF.
Average RPI Loss:	134	RECORD	PCT. RANK	GAMES	SCHEDULE	OF SCHEDULE	RPI	RPI	RPI	RPI
DIV. I ONLY	5- 15	309	1- 9	140	129	250	250	13	13	
DIV. I NON-CONF.	4- 8	241	0- 4	152	98	202	202	12	12	
TOTALS	RPI 1-25	RPI 26-50	W-L RECORDS	RPI 51-100	RPI 101-150	RPI 150+				
5- 15	0- 0	0- 4	OVERALL	0- 4	0- 1	5- 6				
2- 5	0- 0	0- 0	HOME	0- 0	0- 1	2- 4				
2- 9	0- 0	0- 4	AWAY	0- 3	0- 0	2- 2				
1- 1	0- 0	0- 0	NEUTRAL	0- 1	0- 0	1- 0				
4- 8	0- 0	0- 3	NON-CONFERENCE	0- 3	0- 0	4- 2				
2- 1	0- 0	0- 0	HOME	0- 0	0- 0	2- 1				
1- 6	0- 0	0- 3	AWAY	0- 2	0- 0	1- 1				
1- 1	0- 0	0- 0	NEUTRAL	0- 1	0- 0	1- 0				
1- 7	0- 0	0- 1	CONFERENCE	0- 1	0- 1	1- 4				
0- 4	0- 0	0- 0	HOME	0- 0	0- 1	0- 3				
1- 3	0- 0	0- 1	AWAY	0- 1	0- 0	1- 1				
0- 0	0- 0	0- 0	NEUTRAL	0- 0	0- 0	0- 0				

RPI S	Opponent	Score	RPI S	Opponent	Score	RPI S	Opponent	Score	RPI S	Opponent	Score	Team's RPI: 250
26	A Green Bay	49 64	28	A DePaul	83 94	70	A Youngstown St.	50 67	103	H Detroit	59 61	
30	A Michigan St.	50 81	39	A Toledo	59 83	81	N Georgia Tech	57 66	158	H Bradley	116 112	
						85	A Illinois St.	54 75	159	H Wright St.	61 71	
						90	A Wisconsin	56 74	186	N Eastern Ky.	68 64	
									213	H Valparaiso	72 84	
									226	A Cleveland St.	63 60	
									244	H Western Mich.	88 79	
									255	H Loyola Chicago	74 84	
									273	A North Dakota St.	48 60	
									279	A Ill.-Chicago	67 84	
									280	H Drake	70 80	
									338	A Chicago St.	82 58	
LAST 12 Division I GAMES:												
26	A Green Bay	49 64	70	A Youngstown St.	50 67	159	H Wright St.	61 71	280	H Drake	70 80	
279	A Ill.-Chicago	67 84	28	A DePaul	83 94	273	A North Dakota St.	48 60	39	A Toledo	59 83	
103	H Detroit	59 61										
255	H Loyola Chicago	74 84										
213	H Valparaiso	72 84										
226	A Cleveland St.	63 60										

Non-Div I Games:

Milwaukee

■ Loss,
■ Non-Conf,
■ S Site,
■ H Home
■ A Away
N Neutral

Average RPI Win:	141	WON-LOST	WINNING	LAST 10	STRENGTH OF	OPP. STRENGTH	TEAM	ADJ.	CONF.	ADJ CONF.
Average RPI Loss:	41	RECORD	PCT. RANK	GAMES	SCHEDULE	OF SCHEDULE	RPI	RPI	RPI	RPI
DIV. I ONLY	15- 10	113	4- 6	49	10	71	71	2	2	
DIV. I NON-CONF.	11- 3	41	1- 0	180	38	84	84	2	2	
TOTALS	RPI 1-25	RPI 26-50	W-L RECORDS	RPI 51-100	RPI 101-150	RPI 150+				
15- 10	1- 4	3- 2	OVERALL	4- 3	2- 1	5- 0				
12- 3	1- 1	3- 0	HOME	1- 2	2- 0	5- 0				
1- 6	0- 3	0- 2	AWAY	1- 1	0- 0	0- 0				
2- 1	0- 0	0- 0	NEUTRAL	2- 0	0- 1	0- 0				
11- 3	1- 0	1- 1	NON-CONFERENCE	2- 1	2- 1	5- 0				
9- 1	1- 0	1- 0	HOME	0- 1	2- 0	5- 0				
0- 1	0- 0	0- 1	AWAY	0- 0	0- 0	0- 0				
2- 1	0- 0	0- 0	NEUTRAL	2- 0	0- 1	0- 0				
4- 7	0- 4	2- 1	CONFERENCE	2- 2	0- 0	0- 0				
3- 2	0- 1	2- 0	HOME	1- 1	0- 0	0- 0				
1- 5	0- 3	0- 1	AWAY	1- 1	0- 0	0- 0				
0- 0	0- 0	0- 0	NEUTRAL	0- 0	0- 0	0- 0				

RPI	S	Opponent	Score	RPI	S	Opponent	Score	RPI	S	Opponent	Score	RPI	S	Opponent	Score
5	A	Penn St.	59 64	29	H	Michigan	82 67	54	A	Illinois	66 76	104	N	Richmond	46 58
13	A	Purdue	67 75	30	A	Michigan St.	51 66	54	H	Illinois	86 91	117	H	UNI	86 43
19	H	Villanova	75 60	32	H	Creighton	88 81	57	H	Virginia	68 90	129	H	Washington St.	87 83
25	A	Nebraska	56 80	33	H	Iowa	72 60	72	H	Ohio St.	83 74	216	H	Denver	74 51
25	H	Nebraska	63 84	40	A	Kansas	53 65	87	N	Missouri	59 54	275	H	UMKC	87 49
								90	A	Wisconsin	60 55	277	H	Robert Morris	82 60
								99	N	James Madison	80 62	312	H	Ohio	85 40
												333	H	Maine	77 60
LAST 12 Division I GAMES:															
54	A	Illinois	66 76	25	H	Nebraska	63 84								
33	H	Iowa	72 60	13	A	Purdue	67 75								
25	A	Nebraska	56 80	72	H	Ohio St.	83 74								
29	H	Michigan	82 67	90	A	Wisconsin	60 55								
54	H	Illinois	86 91	30	A	Michigan St.	51 66								
5	A	Penn St.	59 64	32	H	Creighton	88 81								

Non-Div I Games:

Minnesota

Mississippi St.

Through Games Of Sunday, February 10, 2013

Average RPI Win:	221	WON-LOST	WINNING	LAST 10	STRENGTH OF	OPP. STRENGTH	TEAM	ADJ.	CONF.	ADJ CONF.
Average RPI Loss:	73	RECORD	PCT. RANK	GAMES	SCHEDULE	OF SCHEDULE	RPI	RPI	RPI	RPI
DIV. I ONLY	11- 12	170	3- 7	101	72	172	172	4	4	
DIV. I NON-CONF.	8- 5	115	2- 0	298	234	243	243	6	6	
TOTALS	RPI 1-25	RPI 26-50	W-L RECORDS	RPI 51-100	RPI 101-150	RPI 150+				
11- 12	0- 4	0- 1	OVERALL	2- 3	0- 1	9- 3				
10- 4	0- 2	0- 0	HOME	1- 2	0- 0	9- 0				
1- 5	0- 2	0- 1	AWAY	1- 1	0- 0	0- 1				
0- 3	0- 0	0- 0	NEUTRAL	0- 0	0- 1	0- 2				
8- 5	0- 0	0- 0	NON-CONFERENCE	0- 1	0- 1	8- 3				
8- 1	0- 0	0- 0	HOME	0- 1	0- 0	8- 0				
0- 1	0- 0	0- 0	AWAY	0- 0	0- 0	0- 1				
0- 3	0- 0	0- 0	NEUTRAL	0- 0	0- 1	0- 2				
3- 7	0- 4	0- 1	CONFERENCE	2- 2	0- 0	1- 0				
2- 3	0- 2	0- 0	HOME	1- 1	0- 0	1- 0				
1- 4	0- 2	0- 1	AWAY	1- 1	0- 0	0- 0				
0- 0	0- 0	0- 0	NEUTRAL	0- 0	0- 0	0- 0				

RPI 1-25				RPI 26-50				RPI 51-100				RPI 101+ Team's RPI: 172			
RPI	S	Opponent	Score	RPI	S	Opponent	Score	RPI	S	Opponent	Score	RPI	S	Opponent	Score
7	A	Tennessee	45 88	36	A	Vanderbilt	41 92	59	A	LSU	42 62	131	N	UC Santa Barbara	43 60
9	H	Texas A&M	33 81					60	H	Florida	55 61	153	N	Winthrop	59 61
10	A	Kentucky	47 100					73	H	Arkansas	47 44	155	N	UCF	56 64
14	H	South Carolina	46 60					80	H	Hampton	48 56	167	A	Southern Miss.	59 61
								87	A	Missouri	61 56	170	H	Louisiana Tech	57 55
												181	H	Houston	72 66
												192	H	Fla. Atlantic	59 58
												246	H	Ole Miss	72 57
												274	H	Northwestern St.	65 49
												281	H	Florida A&M	67 57
												290	H	Troy	82 60
												293	H	Savannah St.	70 55
												340	H	Jacksonville St.	69 54
LAST 12 Division I GAMES:															
87	A	Missouri	61 56	59	A	LSU	42 62								
73	H	Arkansas	47 44	60	H	Florida	55 61								
7	A	Tennessee	45 88	14	H	South Carolina	46 60								
246	H	Ole Miss	72 57	36	A	Vanderbilt	41 92								
9	H	Texas A&M	33 81	290	H	Troy	82 60								
10	A	Kentucky	47 100	274	H	Northwestern St.	65 49								

Non-Div I Games:

Mississippi St.

■ Loss,
 ■ Non-Conf, S Site,
 ■ Home
 ■ Away
 N Neutral

Average RPI Win:	316	WON-LOST	WINNING	LAST 10	STRENGTH OF	OPP. STRENGTH	TEAM	ADJ.	CONF.	ADJ CONF.
Average RPI Loss:	172	RECORD	PCT. RANK	GAMES	SCHEDULE	OF SCHEDULE	RPI	RPI	RPI	RPI
DIV. I ONLY	8- 12	221	7- 3	303	333	256	256	32	32	
DIV. I NON-CONF.	0- 8	337	0- 0	22	164	260	260	31	31	
<hr/>										
TOTALS	RPI 1-25	RPI 26-50	W-L RECORDS	RPI 51-100	RPI 101-150	RPI 150+				
8- 12	0- 1	0- 0	OVERALL	0- 3	0- 1	8- 7				
3- 2	0- 0	0- 0	HOME	0- 0	0- 0	3- 2				
5- 7	0- 0	0- 0	AWAY	0- 2	0- 1	5- 4				
0- 3	0- 1	0- 0	NEUTRAL	0- 1	0- 0	0- 1				
0- 8	0- 1	0- 0	NON-CONFERENCE	0- 3	0- 1	0- 3				
0- 0	0- 0	0- 0	HOME	0- 0	0- 0	0- 0				
0- 5	0- 0	0- 0	AWAY	0- 2	0- 1	0- 2				
0- 3	0- 1	0- 0	NEUTRAL	0- 1	0- 0	0- 1				
8- 4	0- 0	0- 0	CONFERENCE	0- 0	0- 0	8- 4				
3- 2	0- 0	0- 0	HOME	0- 0	0- 0	3- 2				
5- 2	0- 0	0- 0	AWAY	0- 0	0- 0	5- 2				
0- 0	0- 0	0- 0	NEUTRAL	0- 0	0- 0	0- 0				

RPI 1-25				RPI 26-50				RPI 51-100				RPI 101+ Team's RPI: 256			
RPI	S	Opponent	Score	RPI	S	Opponent	Score	RPI	S	Opponent	Score	RPI	S	Opponent	Score
18	N	Dayton	59 93					56	N	Charlotte	48 63	140	A	UAB	47 70
								65	A	Kansas St.	57 64	166	H	Texas Southern	47 58
								73	A	Arkansas	42 99	176	N	Nicholls St.	57 60
												229	A	Georgia St.	60 76
												232	H	Prairie View	65 57
												246	A	Ole Miss	60 62
												262	A	Southern U.	62 73
												310	A	Alabama A&M	51 45
												310	H	Alabama A&M	58 67
												318	A	Jackson St.	68 73
												320	A	Grambling	50 48
												327	A	Alabama St.	53 48
												327	H	Alabama St.	67 63
												330	A	Ark.-Pine Bluff	71 64
												339	A	Alcorn	65 61
												339	H	Alcorn	65 57
<hr/>															
LAST 12 Division I GAMES:															
339	H	Alcorn	65 57	232	H	Prairie View	65 57								
327	A	Alabama St.	53 48	262	A	Southern U.	62 73								
310	A	Alabama A&M	51 45	339	A	Alcorn	65 61								
320	A	Grambling	50 48	327	H	Alabama St.	67 63								
318	A	Jackson St.	68 73	310	H	Alabama A&M	58 67								
166	H	Texas Southern	47 58	330	A	Ark.-Pine Bluff	71 64								

Non-Div I Games: Talladega 73 63 Tuskegee 66 45 Philander Smith 72 57

Mississippi Val.

Loss, Non-Conf, S Site, H Home A Away N Neutral

Average RPI Win:	197	WON-LOST	WINNING	LAST 10	STRENGTH OF	OPP. STRENGTH	TEAM	ADJ.	CONF.	ADJ CONF.
Average RPI Loss:	59	RECORD	PCT. RANK	GAMES	SCHEDULE	OF SCHEDULE	RPI	RPI	RPI	RPI
DIV. I ONLY	15- 9	96	4- 6	61	87	87	87	4	4	
DIV. I NON-CONF.	11- 3	41	1- 1	204	272	99	99	6	6	
TOTALS	RPI 1-25	RPI 26-50	W-L RECORDS	RPI 51-100	RPI 101-150	RPI 150+				
15- 9	1- 4	0- 1	OVERALL	3- 2	1- 1	10- 1				
13- 3	1- 1	0- 0	HOME	2- 1	1- 0	9- 1				
1- 4	0- 3	0- 0	AWAY	0- 0	0- 1	1- 0				
1- 2	0- 0	0- 1	NEUTRAL	1- 1	0- 0	0- 0				
11- 3	0- 0	0- 1	NON-CONFERENCE	1- 1	1- 1	9- 0				
10- 0	0- 0	0- 0	HOME	0- 0	1- 0	9- 0				
0- 1	0- 0	0- 0	AWAY	0- 0	0- 1	0- 0				
1- 2	0- 0	0- 1	NEUTRAL	1- 1	0- 0	0- 0				
4- 6	1- 4	0- 0	CONFERENCE	2- 1	0- 0	1- 1				
3- 3	1- 1	0- 0	HOME	2- 1	0- 0	0- 1				
1- 3	0- 3	0- 0	AWAY	0- 0	0- 0	1- 0				
0- 0	0- 0	0- 0	NEUTRAL	0- 0	0- 0	0- 0				

RPI 1-25				RPI 26-50				RPI 51-100 Team's RPI: 87				RPI 101+			
RPI	S	Opponent	Score	RPI	S	Opponent	Score	RPI	S	Opponent	Score	RPI	S	Opponent	Score
7	A	Tennessee	39 84	26	N	Green Bay	33 55	60	H	Florida	69 64	135	H	Missouri St.	91 77
7	H	Tennessee	80 63					71	N	Minnesota	54 59	147	A	Memphis	69 72
9	A	Texas A&M	58 77					73	H	Arkansas	50 58	161	H	UT Martin	82 71
10	H	Kentucky	43 69					78	N	Wichita St.	49 44	172	H	Mississippi St.	56 61
17	A	Georgia	46 77					92	H	Auburn	82 76	187	H	Saint Louis	67 51
												200	H	Murray St.	69 55
												246	A	Ole Miss	73 72
												248	H	Western Ill.	70 61
												261	H	Southeast Mo. St.	80 51
												300	H	Morgan St.	75 50
												309	H	Southern Ill.	110 47
												330	H	Ark.-Pine Bluff	97 59
												338	H	Chicago St.	88 55
LAST 12 Division I GAMES:															
172	H	Mississippi St.	56 61	10	H	Kentucky	43 69								
7	H	Tennessee	80 63	7	A	Tennessee	39 84								
60	H	Florida	69 64	92	H	Auburn	82 76								
9	A	Texas A&M	58 77	17	A	Georgia	46 77								
73	H	Arkansas	50 58	147	A	Memphis	69 72								
246	A	Ole Miss	73 72	200	H	Murray St.	69 55								

Non-Div I Games:

Missouri

■ Loss,
 ■ Non-Conf, S Site,
 ■ Home
 ■ Away
 N Neutral

Average RPI Win:	189	WON-LOST	WINNING	LAST 10	STRENGTH OF	OPP. STRENGTH	TEAM	ADJ.	CONF.	ADJ CONF.
Average RPI Loss:	91	RECORD	PCT. RANK	GAMES	SCHEDULE	OF SCHEDULE	RPI	RPI	RPI	RPI
DIV. I ONLY	12- 11	149	4- 6	112	97	135	135	10	10	
DIV. I NON-CONF.	8- 4	84	1- 0	81	85	64	64	9	9	
TOTALS	RPI 1-25	RPI 26-50	W-L RECORDS	RPI 51-100	RPI 101-150	RPI 150+				
12- 11	0- 0	0- 4	OVERALL	2- 2	3- 3	7- 2				
7- 4	0- 0	0- 2	HOME	1- 0	2- 2	4- 0				
3- 6	0- 0	0- 1	AWAY	1- 2	0- 1	2- 2				
2- 1	0- 0	0- 1	NEUTRAL	0- 0	1- 0	1- 0				
8- 4	0- 0	0- 3	NON-CONFERENCE	1- 1	3- 0	4- 0				
4- 1	0- 0	0- 1	HOME	0- 0	2- 0	2- 0				
2- 2	0- 0	0- 1	AWAY	1- 1	0- 0	1- 0				
2- 1	0- 0	0- 1	NEUTRAL	0- 0	1- 0	1- 0				
4- 7	0- 0	0- 1	CONFERENCE	1- 1	0- 3	3- 2				
3- 3	0- 0	0- 1	HOME	1- 0	0- 2	2- 0				
1- 4	0- 0	0- 0	AWAY	0- 1	0- 1	1- 2				
0- 0	0- 0	0- 0	NEUTRAL	0- 0	0- 0	0- 0				

RPI S	Opponent	Score	RPI S	Opponent	Score	RPI S	Opponent	Score	RPI S	Opponent	Score	Team's RPI: 135
			32 H	Creighton	53 73	78 A	Wichita St.	64 76	117 A	UNI	52 75	
			33 A	Iowa	43 97	85 H	Illinois St.	91 76	117 H	UNI	78 82	
			42 H	Oklahoma St.	71 74	87 A	Missouri	77 91	121 H	Indiana St.	67 71	
			50 N	Gonzaga	66 80	93 A	UALR	78 68	131 N	UC Santa Barbara	68 61	
									139 H	Arkansas St.	83 60	
									143 H	Oral Roberts	73 72	
									155 N	UCF	83 75	
									158 A	Bradley	79 80	
									158 H	Bradley	91 86	
									168 A	Evansville	53 77	
									218 H	Northern Ky.	70 67	
									261 A	Southeast Mo. St.	69 55	
									280 H	Drake	80 77	
									292 H	Coppin St.	88 75	
									309 A	Southern Ill.	79 72	
LAST 12 Division I GAMES:												
			117 H	UNI	78 82	32 H	Creighton	53 73				
			158 H	Bradley	91 86	280 H	Drake	80 77				
			85 H	Illinois St.	91 76	158 A	Bradley	79 80				
			121 H	Indiana St.	67 71	117 A	UNI	52 75				
			309 A	Southern Ill.	79 72	78 A	Wichita St.	64 76				
			168 A	Evansville	53 77	292 H	Coppin St.	88 75				

Non-Div I Games:

Missouri St.

■ Loss,
 ■ Non-Conf,
 ■ S Site,
 ■ H Home
 ■ A Away
 N Neutral

Average RPI Win: 270	WON-LOST	WINNING	LAST 10	STRENGTH OF	OPP. STRENGTH	TEAM	ADJ.	CONF.	ADJ CONF.
Average RPI Loss: 126	RECORD	PCT. RANK	GAMES	SCHEDULE	OF SCHEDULE	RPI	RPI	RPI	RPI
DIV. I ONLY	10- 12	191	7- 3	177	222	202	202	25	25
DIV. I NON-CONF.	3- 8	274	0- 1	68	123	201	201	22	22
TOTALS	RPI 1-25	RPI 26-50	W-L RECORDS	RPI 51-100	RPI 101-150	RPI 150+			
10- 12	0- 2	0- 2	OVERALL	0- 1	0- 4	10- 3			
5- 4	0- 1	0- 1	HOME	0- 0	0- 1	5- 1			
5- 6	0- 1	0- 1	AWAY	0- 0	0- 2	5- 2			
0- 2	0- 0	0- 0	NEUTRAL	0- 1	0- 1	0- 0			
3- 8	0- 2	0- 2	NON-CONFERENCE	0- 1	0- 2	3- 1			
2- 2	0- 1	0- 1	HOME	0- 0	0- 0	2- 0			
1- 4	0- 1	0- 1	AWAY	0- 0	0- 1	1- 1			
0- 2	0- 0	0- 0	NEUTRAL	0- 1	0- 1	0- 0			
7- 4	0- 0	0- 0	CONFERENCE	0- 0	0- 2	7- 2			
3- 2	0- 0	0- 0	HOME	0- 0	0- 1	3- 1			
4- 2	0- 0	0- 0	AWAY	0- 0	0- 1	4- 1			
0- 0	0- 0	0- 0	NEUTRAL	0- 0	0- 0	0- 0			

RPI 1-25				RPI 26-50				RPI 51-100				RPI 101+ Team's RPI: 202			
RPI	S	Opponent	Score	RPI	S	Opponent	Score	RPI	S	Opponent	Score	RPI	S	Opponent	Score
11	A	Duke	32 73	38	H	Georgetown	48 61	89	N	East Carolina	49 64	108	N	High Point	74 81
21	H	Delaware	53 82	50	A	Gonzaga	51 77					126	H	Saint Francis (PA)	49 63
												127	A	Sacred Heart	42 56
												129	A	Washington St.	69 79
												220	H	Lafayette	62 43
												224	H	Central Conn. St.	69 63
												228	A	Mt. St. Mary's	51 70
												237	A	Lehigh	55 50
												252	A	Fairleigh Dickinson	76 71
												252	H	Fairleigh Dickinson	61 53
												270	A	St. Francis Brooklyn	68 64
												277	H	Robert Morris	58 47
												278	H	Bryant	55 58
												304	A	UMBC	68 71
												322	A	Wagner	81 64
												324	H	Manhattan	58 43
												326	A	LIU Brooklyn	63 62
LAST 12 Division I GAMES:															
252	A	Fairleigh Dickinson	76 71	326	A	LIU Brooklyn	63 62								
224	H	Central Conn. St.	69 63	126	H	Saint Francis (PA)	49 63								
278	H	Bryant	55 58	277	H	Robert Morris	58 47								
252	H	Fairleigh Dickinson	61 53	322	A	Wagner	81 64								
127	A	Sacred Heart	42 56	228	A	Mt. St. Mary's	51 70								
270	A	St. Francis Brooklyn	68 64	11	A	Duke	32 73								

Non-Div I Games:

Monmouth

■ Loss,
 ■ Non-Conf,
 ■ S Site,
 ■ H Home
 ■ A Away
 N Neutral

Average RPI Win:	200	WON-LOST	WINNING	LAST 10	STRENGTH OF	OPP. STRENGTH	TEAM	ADJ.	CONF.	ADJ CONF.
Average RPI Loss:	89	RECORD	PCT. RANK	GAMES	SCHEDULE	OF SCHEDULE	RPI	RPI	RPI	RPI
DIV. I ONLY	16- 6	53	8- 2	156	160	79	79	15	15	
DIV. I NON-CONF.	5- 3	112	0- 0	106	132	91	91	14	14	
TOTALS	RPI 1-25	RPI 26-50	W-L RECORDS	RPI 51-100	RPI 101-150	RPI 150+				
16- 6	0- 1	0- 0	OVERALL	0- 1	6- 4	10- 0				
9- 2	0- 0	0- 0	HOME	0- 1	4- 1	5- 0				
7- 3	0- 0	0- 0	AWAY	0- 0	2- 3	5- 0				
0- 1	0- 1	0- 0	NEUTRAL	0- 0	0- 0	0- 0				
5- 3	0- 1	0- 0	NON-CONFERENCE	0- 1	2- 1	3- 0				
3- 1	0- 0	0- 0	HOME	0- 1	1- 0	2- 0				
2- 1	0- 0	0- 0	AWAY	0- 0	1- 1	1- 0				
0- 1	0- 1	0- 0	NEUTRAL	0- 0	0- 0	0- 0				
11- 3	0- 0	0- 0	CONFERENCE	0- 0	4- 3	7- 0				
6- 1	0- 0	0- 0	HOME	0- 0	3- 1	3- 0				
5- 2	0- 0	0- 0	AWAY	0- 0	1- 2	4- 0				
0- 0	0- 0	0- 0	NEUTRAL	0- 0	0- 0	0- 0				

RPI 1-25			RPI 26-50			RPI 51-100			Team's RPI: 79	RPI 101+		
RPI	S	Opponent	Score	RPI	S	Opponent	Score	RPI	S	Opponent	Score	
19	N	Villanova	49 74					66	H	Wyoming	56 58	
										109	A	Eastern Wash.
										109	H	Eastern Wash.
										112	A	Temple
										113	H	Montana St.
										116	A	Northern Colo.
										116	H	Northern Colo.
										144	H	Sacramento St.
										146	A	Idaho
										146	H	Idaho
										148	A	Idaho St.
										195	A	Portland St.
										195	H	Portland St.
										212	A	North Dakota
										212	H	North Dakota
										216	H	Denver
										234	H	Tennessee St.
										245	A	UNLV
										267	A	Southern Utah
										282	H	Northern Ariz.
										329	A	Weber St.
LAST 12 Division I GAMES:												
212	A	North Dakota	61 42	267	A	Southern Utah	78 63					
116	A	Northern Colo.	41 54	113	H	Montana St.	49 58					
109	H	Eastern Wash.	76 51	116	H	Northern Colo.	56 42					
195	H	Portland St.	72 61	212	H	North Dakota	77 45					
329	A	Weber St.	61 53	195	A	Portland St.	70 55					
148	A	Idaho St.	57 52	109	A	Eastern Wash.	56 58					

Non-Div I Games: Mont. St.-Northern 75 45

Montana

Average RPI Win:	202	WON-LOST	WINNING	LAST 10	STRENGTH OF	OPP. STRENGTH	TEAM	ADJ.	CONF.	ADJ CONF.
Average RPI Loss:	130	RECORD	PCT. RANK	GAMES	SCHEDULE	OF SCHEDULE	RPI	RPI	RPI	RPI
DIV. I ONLY	13- 8	99	5- 5	178	169	113	113	15	15	
DIV. I NON-CONF.	5- 2	70	0- 0	126	175	65	65	14	14	
TOTALS	RPI 1-25	RPI 26-50	W-L RECORDS	RPI 51-100	RPI 101-150	RPI 150+				
13- 8	0- 0	0- 0	OVERALL	1- 2	2- 4	10- 2				
4- 4	0- 0	0- 0	HOME	0- 1	1- 2	3- 1				
8- 4	0- 0	0- 0	AWAY	1- 1	1- 2	6- 1				
1- 0	0- 0	0- 0	NEUTRAL	0- 0	0- 0	1- 0				
5- 2	0- 0	0- 0	NON-CONFERENCE	0- 2	0- 0	5- 0				
1- 1	0- 0	0- 0	HOME	0- 1	0- 0	1- 0				
3- 1	0- 0	0- 0	AWAY	0- 1	0- 0	3- 0				
1- 0	0- 0	0- 0	NEUTRAL	0- 0	0- 0	1- 0				
8- 6	0- 0	0- 0	CONFERENCE	1- 0	2- 4	5- 2				
3- 3	0- 0	0- 0	HOME	0- 0	1- 2	2- 1				
5- 3	0- 0	0- 0	AWAY	1- 0	1- 2	3- 1				
0- 0	0- 0	0- 0	NEUTRAL	0- 0	0- 0	0- 0				

RPI S	Opponent	Score	RPI S	Opponent	Score	RPI S	Opponent	Score	RPI S	Opponent	Score	Team's RPI: 113
53	A SMU	70 71	66	H Wyoming	60 68	79	A Montana	58 49	109	A Eastern Wash.	73 60	
									109	H Eastern Wash.	59 68	
									116	A Northern Colo.	51 62	
									116	H Northern Colo.	65 58	
									144	H Sacramento St.	65 69	
									148	A Idaho St.	55 63	
									156	A Utah St.	71 65	
									190	N Clemson	58 52	
									195	A Portland St.	81 74	
									195	H Portland St.	72 75	
									212	A North Dakota	55 62	
									212	H North Dakota	64 49	
									216	A Denver	73 55	
									234	H Tennessee St.	65 55	
									238	A Colorado St.	58 53	
									267	A Southern Utah	65 59	
									282	H Northern Ariz.	69 52	
									329	A Weber St.	67 37	
LAST 12 Division I GAMES:												
116	A Northern Colo.	51 62	79	A Montana	58 49							
212	A North Dakota	55 62	267	A Southern Utah	65 59							
195	H Portland St.	72 75	212	H North Dakota	64 49							
109	H Eastern Wash.	59 68	116	H Northern Colo.	65 58							
148	A Idaho St.	55 63	109	A Eastern Wash.	73 60							
329	A Weber St.	67 37	195	A Portland St.	81 74							

Non-Div I Games: Montana Western 81 49 Mont. St. Billings 54 57

Montana St.

Average RPI Win: 273	WON-LOST	WINNING	LAST 10	STRENGTH OF	OPP. STRENGTH	TEAM	ADJ.	CONF.	ADJ CONF.
Average RPI Loss: 178	RECORD	PCT. RANK	GAMES	SCHEDULE	OF SCHEDULE	RPI	RPI	RPI	RPI
DIV. I ONLY	7- 17	294	4- 6	295	244	299	299	27	27
DIV. I NON-CONF.	3- 10	295	0- 1	290	194	313	313	27	27
TOTALS	RPI 1-25	RPI 26-50	W-L RECORDS	RPI 51-100	RPI 101-150	RPI 150+			
7- 17	0- 1	0- 0	OVERALL	0- 2	1- 1	6- 13			
3- 7	0- 0	0- 0	HOME	0- 1	0- 1	3- 5			
4- 10	0- 1	0- 0	AWAY	0- 1	1- 0	3- 8			
0- 0	0- 0	0- 0	NEUTRAL	0- 0	0- 0	0- 0			
3- 10	0- 1	0- 0	NON-CONFERENCE	0- 2	1- 0	2- 7			
2- 3	0- 0	0- 0	HOME	0- 1	0- 0	2- 2			
1- 7	0- 1	0- 0	AWAY	0- 1	1- 0	0- 5			
0- 0	0- 0	0- 0	NEUTRAL	0- 0	0- 0	0- 0			
4- 7	0- 0	0- 0	CONFERENCE	0- 0	0- 1	4- 6			
1- 4	0- 0	0- 0	HOME	0- 0	0- 1	1- 3			
3- 3	0- 0	0- 0	AWAY	0- 0	0- 0	3- 3			
0- 0	0- 0	0- 0	NEUTRAL	0- 0	0- 0	0- 0			

RPI 1-25				RPI 26-50				RPI 51-100				RPI 101+ Team's RPI: 299			
RPI	S	Opponent	Score	RPI	S	Opponent	Score	RPI	S	Opponent	Score	RPI	S	Opponent	Score
10	A	Kentucky	37 73					85	A	Illinois St.	45 62	120	H	Eastern Ill.	58 78
								88	H	Western Ky.	38 62	140	A	UAB	57 50
												159	A	Wright St.	46 53
												161	A	UT Martin	56 75
												173	A	Cincinnati	45 55
												178	A	Belmont	45 59
												178	H	Belmont	45 88
												186	A	Eastern Ky.	52 62
												186	H	Eastern Ky.	64 66
												193	H	SIU Edwardsville	75 72
												222	A	Xavier	58 73
												229	A	Georgia St.	47 61
												234	H	Tennessee St.	56 68
												239	H	East Tenn. St.	53 57
												261	A	Southeast Mo. St.	70 64
												265	H	Northern Ill.	46 76
												312	A	Ohio	72 79
												315	A	Austin Peay	77 71
												328	H	Kennesaw St.	50 49
												337	H	Kent St.	51 50
												340	A	Jacksonville St.	70 59
LAST 12 Division I GAMES:															
186	H	Eastern Ky.	64 66	161	A	UT Martin	56 75								
178	A	Belmont	45 59	315	A	Austin Peay	77 71								
340	A	Jacksonville St.	70 59	186	A	Eastern Ky.	52 62								
178	H	Belmont	45 88	193	H	SIU Edwardsville	75 72								
234	H	Tennessee St.	56 68	120	H	Eastern Ill.	58 78								
261	A	Southeast Mo. St.	70 64	159	A	Wright St.	46 53								

Non-Div I Games: Bethel (TN) 72 57

Morehead St.

Average RPI Win:	300	WON-LOST	WINNING	LAST 10	STRENGTH OF	OPP. STRENGTH	TEAM	ADJ.	CONF.	ADJ CONF.
Average RPI Loss:	178	RECORD	PCT. RANK	GAMES	SCHEDULE	OF SCHEDULE	RPI	RPI	RPI	RPI
DIV. I ONLY	8- 15	260	4- 6	297	318	300	300	30	30	
DIV. I NON-CONF.	3- 10	295	0- 3	228	315	318	318	30	30	
TOTALS	RPI 1-25	RPI 26-50	W-L RECORDS	RPI 51-100	RPI 101-150	RPI 150+				
8- 15	0- 0	0- 0	OVERALL	0- 4	0- 1	8- 10				
6- 5	0- 0	0- 0	HOME	0- 1	0- 0	6- 4				
2- 10	0- 0	0- 0	AWAY	0- 0	0- 0	2- 0				
0- 0	0- 0	0- 0	NEUTRAL	0- 0	0- 0	0- 0				
3- 10	0- 0	0- 0	NON-CONFERENCE	0- 2	0- 0	3- 8				
3- 3	0- 0	0- 0	HOME	0- 0	0- 0	3- 3				
0- 7	0- 0	0- 0	AWAY	0- 2	0- 0	0- 5				
0- 0	0- 0	0- 0	NEUTRAL	0- 0	0- 0	0- 0				
5- 5	0- 0	0- 0	CONFERENCE	0- 2	0- 1	5- 2				
3- 2	0- 0	0- 0	HOME	0- 1	0- 0	3- 1				
2- 3	0- 0	0- 0	AWAY	0- 1	0- 1	2- 1				
0- 0	0- 0	0- 0	NEUTRAL	0- 0	0- 0	0- 0				

RPI 1-25				RPI 26-50				RPI 51-100				RPI 101+				Team's RPI: 300	
RPI	S	Opponent	Score	RPI	S	Opponent	Score	RPI	S	Opponent	Score	RPI	S	Opponent	Score		
								80	A	Hampton	60	66	149	A	N.C. A&T	73	90
								80	H	Hampton	60	81	151	A	Elon	54	74
								82	A	Fordham	56	72	152	H	South Carolina St.	74	83
								87	A	Missouri	50	75	154	H	George Washington	40	75
													179	H	Army	59	63
													188	H	Bucknell	64	72
													198	H	Stony Brook	66	63
													201	A	Penn	73	79
													264	A	Cornell	73	77
													268	A	George Mason	54	65
													292	A	Coppin St.	74	61
													292	H	Coppin St.	70	63
													293	H	Savannah St.	68	50
													296	A	Towson	57	61
													304	H	UMBC	72	61
													335	A	Norfolk St.	68	81
													335	H	Norfolk St.	57	48
													342	A	N.C. Central	55	39
													343	H	Columbia	60	51
LAST 12 Division I GAMES:																	
292	A	Coppin St.	74	61	80	A	Hampton	60	66								
335	H	Norfolk St.	57	48	293	H	Savannah St.	68	50								
80	H	Hampton	60	81	152	H	South Carolina St.	74	83								
342	A	N.C. Central	55	39	201	A	Penn	73	79								
149	A	N.C. A&T	73	90	179	H	Army	59	63								
335	A	Norfolk St.	68	81	87	A	Missouri	50	75								

Non-Div I Games:

Morgan St.

■ Loss,
 ■ Non-Conf,
 ■ S Site,
 ■ H Home
 ■ A Away
 N Neutral

Average RPI Win:	255	WON-LOST	WINNING	LAST 10	STRENGTH OF	OPP. STRENGTH	TEAM	ADJ.	CONF.	ADJ CONF.
Average RPI Loss:	163	RECORD	PCT. RANK	GAMES	SCHEDULE	OF SCHEDULE	RPI	RPI	RPI	RPI
DIV. I ONLY	9- 13	214	4- 6	193	284	228	228	25	25	
DIV. I NON-CONF.	4- 7	230	0- 1	132	238	207	207	22	22	
TOTALS	RPI 1-25	RPI 26-50	W-L RECORDS	RPI 51-100	RPI 101-150	RPI 150+				
9- 13	0- 1	0- 0	OVERALL	0- 1	1- 4	8- 7				
4- 6	0- 0	0- 0	HOME	0- 1	1- 2	3- 3				
5- 7	0- 1	0- 0	AWAY	0- 0	0- 2	5- 4				
0- 0	0- 0	0- 0	NEUTRAL	0- 0	0- 0	0- 0				
4- 7	0- 1	0- 0	NON-CONFERENCE	0- 0	1- 2	3- 4				
2- 3	0- 0	0- 0	HOME	0- 0	1- 1	1- 2				
2- 4	0- 1	0- 0	AWAY	0- 0	0- 1	2- 2				
0- 0	0- 0	0- 0	NEUTRAL	0- 0	0- 0	0- 0				
5- 6	0- 0	0- 0	CONFERENCE	0- 1	0- 2	5- 3				
2- 3	0- 0	0- 0	HOME	0- 1	0- 1	2- 1				
3- 3	0- 0	0- 0	AWAY	0- 0	0- 1	3- 2				
0- 0	0- 0	0- 0	NEUTRAL	0- 0	0- 0	0- 0				

RPI 1-25				RPI 26-50				RPI 51-100				RPI 101+ Team's RPI: 228			
RPI	S	Opponent	Score	RPI	S	Opponent	Score	RPI	S	Opponent	Score	RPI	S	Opponent	Score
8	A	Maryland	47 88					58	H	Quinnipiac	55 78	101	H	American	46 48
												126	A	Saint Francis (PA)	59 83
												127	H	Sacred Heart	50 58
												138	H	Navy	53 45
												145	A	Howard	52 77
												160	H	Campbell	48 54
												188	A	Bucknell	43 55
												202	H	Monmouth	70 51
												210	A	Rider	70 67
												215	A	Pittsburgh	49 67
												219	A	Seton Hall	74 64
												224	A	Central Conn. St.	73 77
												237	H	Lehigh	57 66
												252	H	Fairleigh Dickinson	60 69
												270	A	St. Francis Brooklyn	49 45
												277	A	Robert Morris	59 61
												278	A	Bryant	86 84
												322	H	Wagner	73 58
												326	A	LIU Brooklyn	66 41
												332	H	UMES	62 58
LAST 12 Division I GAMES:															
126	A	Saint Francis (PA)	59 83	278	A	Bryant	86 84								
58	H	Quinnipiac	55 78	270	A	St. Francis Brooklyn	49 45								
127	H	Sacred Heart	50 58	326	A	LIU Brooklyn	66 41								
322	H	Wagner	73 58	252	H	Fairleigh Dickinson	60 69								
277	A	Robert Morris	59 61	202	H	Monmouth	70 51								
224	A	Central Conn. St.	73 77	237	H	Lehigh	57 66								

Non-Div I Games:

Mt. St. Mary's

■ Loss,
 ■ Non-Conf,
 ■ S Site,
 ■ H Home
 ■ A Away
 N Neutral

Average RPI Win: 253	WON-LOST	WINNING	LAST 10	STRENGTH OF	OPP. STRENGTH	TEAM	ADJ.	CONF.	ADJ CONF.
Average RPI Loss: 155	RECORD	PCT. RANK	GAMES	SCHEDULE	OF SCHEDULE	RPI	RPI	RPI	RPI
DIV. I ONLY	14- 7	75	8- 2	321	280	200	200	27	27
DIV. I NON-CONF.	7- 4	103	1- 1	323	261	222	222	27	27
TOTALS	RPI 1-25	RPI 26-50	W-L RECORDS	RPI 51-100	RPI 101-150	RPI 150+			
14- 7	0- 0	0- 0	OVERALL	0- 3	1- 0	13- 4			
8- 4	0- 0	0- 0	HOME	0- 1	1- 0	7- 3			
6- 3	0- 0	0- 0	AWAY	0- 2	0- 0	6- 1			
0- 0	0- 0	0- 0	NEUTRAL	0- 0	0- 0	0- 0			
7- 4	0- 0	0- 0	NON-CONFERENCE	0- 3	0- 0	7- 1			
5- 2	0- 0	0- 0	HOME	0- 1	0- 0	5- 1			
2- 2	0- 0	0- 0	AWAY	0- 2	0- 0	2- 0			
0- 0	0- 0	0- 0	NEUTRAL	0- 0	0- 0	0- 0			
7- 3	0- 0	0- 0	CONFERENCE	0- 0	1- 0	6- 3			
3- 2	0- 0	0- 0	HOME	0- 0	1- 0	2- 2			
4- 1	0- 0	0- 0	AWAY	0- 0	0- 0	4- 1			
0- 0	0- 0	0- 0	NEUTRAL	0- 0	0- 0	0- 0			

RPI 1-25				RPI 26-50				RPI 51-100				RPI 101+ Team's RPI: 200			
RPI	S	Opponent	Score	RPI	S	Opponent	Score	RPI	S	Opponent	Score	RPI	S	Opponent	Score
								87	A	Missouri	55 69	120	H	Eastern Ill.	68 58
								88	H	Western Ky.	69 80	161	A	UT Martin	82 72
								99	A	James Madison	51 71	168	H	Evansville	76 62
												178	H	Belmont	50 59
												184	H	Indiana	62 63
												186	H	Eastern Ky.	49 69
												193	H	SIU Edwardsville	81 68
												196	A	Tennessee Tech	68 52
												211	H	Ball St.	63 53
												225	A	Longwood	76 68
												261	A	Southeast Mo. St.	58 70
												309	H	Southern Ill.	67 55
												310	H	Alabama A&M	69 54
												315	A	Austin Peay	77 72
												315	H	Austin Peay	65 61
												336	H	Lipscomb	63 55
												340	A	Jacksonville St.	68 58
												344	A	New Orleans	69 56
LAST 12 Division I GAMES:															
				344	A	New Orleans	69 56					178	H	Belmont	50 59
				315	H	Austin Peay	65 61					315	A	Austin Peay	77 72
				196	A	Tennessee Tech	68 52					261	A	Southeast Mo. St.	58 70
				340	A	Jacksonville St.	68 58					161	A	UT Martin	82 72
				120	H	Eastern Ill.	68 58					186	H	Eastern Ky.	49 69
				193	H	SIU Edwardsville	81 68					87	A	Missouri	55 69

Non-Div I Games: Mid-Continent 110 28

Murray St.

Average RPI Win:	254	WON-LOST	WINNING	LAST 10	STRENGTH OF	OPP. STRENGTH	TEAM	ADJ.	CONF.	ADJ CONF.
Average RPI Loss:	143	RECORD	PCT. RANK	GAMES	SCHEDULE	OF SCHEDULE	RPI	RPI	RPI	RPI
DIV. I ONLY	14- 7	75	8- 2	292	268	149	149	30	30	
DIV. I NON-CONF.	7- 5	131	3- 1	162	122	108	108	30	30	
TOTALS	RPI 1-25	RPI 26-50	W-L RECORDS	RPI 51-100	RPI 101-150	RPI 150+				
14- 7	0- 1	0- 0	OVERALL	1- 1	0- 3	13- 2				
8- 2	0- 0	0- 0	HOME	0- 1	0- 1	8- 0				
6- 5	0- 1	0- 0	AWAY	1- 0	0- 2	5- 2				
0- 0	0- 0	0- 0	NEUTRAL	0- 0	0- 0	0- 0				
7- 5	0- 1	0- 0	NON-CONFERENCE	1- 1	0- 2	6- 1				
4- 1	0- 0	0- 0	HOME	0- 1	0- 0	4- 0				
3- 4	0- 1	0- 0	AWAY	1- 0	0- 2	2- 1				
0- 0	0- 0	0- 0	NEUTRAL	0- 0	0- 0	0- 0				
7- 2	0- 0	0- 0	CONFERENCE	0- 0	0- 1	7- 1				
4- 1	0- 0	0- 0	HOME	0- 0	0- 1	4- 0				
3- 1	0- 0	0- 0	AWAY	0- 0	0- 0	3- 1				
0- 0	0- 0	0- 0	NEUTRAL	0- 0	0- 0	0- 0				

RPI 1-25				RPI 26-50				RPI 51-100				RPI 101+ Team's RPI: 149			
RPI	S	Opponent	Score	RPI	S	Opponent	Score	RPI	S	Opponent	Score	RPI	S	Opponent	Score
25	A	Nebraska	50 68					56	H	Charlotte	47 57	104	A	Richmond	63 76
								75	A	Liberty	60 56	125	A	Virginia Tech	39 58
												145	H	Howard	42 44
												151	H	Elon	75 65
												154	H	George Washington	67 56
												174	H	Iona	66 57
												240	A	Neb. Omaha	44 58
												258	A	Siena	49 47
												281	A	Florida A&M	73 52
												283	A	Delaware St.	75 53
												292	H	Coppin St.	70 64
												300	H	Morgan St.	90 73
												302	A	UNC Wilmington	56 47
												306	H	William & Mary	85 78
												308	A	Bethune-Cookman	64 69
												308	H	Bethune-Cookman	56 31
												332	A	UMES	67 55
												342	H	N.C. Central	67 27
LAST 12 Division I GAMES:															
308	H	Bethune-Cookman	56 31	281	A	Florida A&M	73 52								
283	A	Delaware St.	75 53	308	A	Bethune-Cookman	64 69								
332	A	UMES	67 55	154	H	George Washington	67 56								
292	H	Coppin St.	70 64	302	A	UNC Wilmington	56 47								
300	H	Morgan St.	90 73	151	H	Elon	75 65								
145	H	Howard	42 44	125	A	Virginia Tech	39 58								

Non-Div I Games: Winston-Salem 56 43

N.C. A&T

■ Loss,
 ■ Non-Conf, S Site,
 ■ Home
 ■ Away
 N Neutral

N.C. Central

Average RPI Win:	0	WON-LOST	WINNING	LAST 10	STRENGTH OF	OPP. STRENGTH	TEAM	ADJ.	CONF.	ADJ CONF.
Average RPI Loss:	230	RECORD	PCT. RANK	GAMES	SCHEDULE	OF SCHEDULE	RPI	RPI	RPI	RPI
DIV. I ONLY	0- 22	342	0- 10	288	342	342	342	30	30	
DIV. I NON-CONF.	0- 13	337	0- 4	206	335	339	339	30	30	

TOTALS	RPI 1-25	RPI 26-50	W-L RECORDS	RPI 51-100	RPI 101-150	RPI 150+
0- 22	0- 1	0- 0	OVERALL	0- 2	0- 3	0- 16
0- 7	0- 0	0- 0	HOME	0- 0	0- 1	0- 6
0- 15	0- 1	0- 0	AWAY	0- 2	0- 2	0- 10
0- 0	0- 0	0- 0	NEUTRAL	0- 0	0- 0	0- 0
0- 13	0- 1	0- 0	NON-CONFERENCE	0- 2	0- 1	0- 9
0- 3	0- 0	0- 0	HOME	0- 0	0- 0	0- 3
0- 10	0- 1	0- 0	AWAY	0- 2	0- 1	0- 6
0- 0	0- 0	0- 0	NEUTRAL	0- 0	0- 0	0- 0
0- 9	0- 0	0- 0	CONFERENCE	0- 0	0- 2	0- 7
0- 4	0- 0	0- 0	HOME	0- 0	0- 1	0- 3
0- 5	0- 0	0- 0	AWAY	0- 0	0- 1	0- 4
0- 0	0- 0	0- 0	NEUTRAL	0- 0	0- 0	0- 0

RPI S	Opponent	Score	RPI S	Opponent	Score	RPI S	Opponent	Score	RPI S	Opponent	Score	Team's RPI: 342
15	A North Carolina	21 49				56	A Charlotte	31 80	136	A Old Dominion	33 59	
						89	A East Carolina	28 65	145	H Howard	30 56	
									149	A N.C. A&T	27 67	
									153	H Winthrop	44 63	
									160	A Campbell	51 67	
									204	H Presbyterian	37 49	
									281	A Florida A&M	35 52	
									281	H Florida A&M	50 63	
									283	A Delaware St.	49 58	
									292	H Coppin St.	38 53	
									297	A Coastal Caro.	39 58	
									300	H Morgan St.	39 55	
									302	A UNC Wilmington	45 59	
									308	A Bethune-Cookman	32 55	
									314	A Western Caro.	55 67	
									317	H Wofford	39 50	
									319	A UNC Greensboro	39 49	
									325	A Gardner-Webb	32 54	
									332	A UMES	53 72	
LAST 12 Division I GAMES:												
281	H	Florida A&M	50	63	308	A	Bethune-Cookman	32	55			
332	A	UMES	53	72	281	A	Florida A&M	35	52			
283	A	Delaware St.	49	58	325	A	Gardner-Webb	32	54			
300	H	Morgan St.	39	55	319	A	UNC Greensboro	39	49			
292	H	Coppin St.	38	53	153	H	Winthrop	44	63			
145	H	Howard	30	56	15	A	North Carolina	21	49			

Non-Div I Games:

N.C. Central

Loss, Non-Conf, S Site, H Home A Away N Neutral

Average RPI Win: 288	WON-LOST	WINNING	LAST 10	STRENGTH OF	OPP. STRENGTH	TEAM	ADJ.	CONF.	ADJ CONF.
Average RPI Loss: 196	RECORD	PCT. RANK	GAMES	SCHEDULE	OF SCHEDULE	RPI	RPI	RPI	RPI
DIV. I ONLY	9- 15	243	4- 6	322	285	295	295	33	33
DIV. I NON-CONF.	6- 13	261	2- 5	281	202	285	285	33	33
TOTALS	RPI 1-25	RPI 26-50	W-L RECORDS	RPI 51-100	RPI 101-150	RPI 150+			
9- 15	0- 1	0- 0	OVERALL	0- 2	0- 2	9- 10			
6- 4	0- 0	0- 0	HOME	0- 0	0- 2	6- 2			
3- 11	0- 1	0- 0	AWAY	0- 2	0- 0	3- 8			
0- 0	0- 0	0- 0	NEUTRAL	0- 0	0- 0	0- 0			
6- 13	0- 1	0- 0	NON-CONFERENCE	0- 2	0- 2	6- 8			
4- 4	0- 0	0- 0	HOME	0- 0	0- 2	4- 2			
2- 9	0- 1	0- 0	AWAY	0- 2	0- 0	2- 6			
0- 0	0- 0	0- 0	NEUTRAL	0- 0	0- 0	0- 0			
3- 2	0- 0	0- 0	CONFERENCE	0- 0	0- 0	3- 2			
2- 0	0- 0	0- 0	HOME	0- 0	0- 0	2- 0			
1- 2	0- 0	0- 0	AWAY	0- 0	0- 0	1- 2			
0- 0	0- 0	0- 0	NEUTRAL	0- 0	0- 0	0- 0			

RPI 1-25				RPI 26-50				RPI 51-100				RPI 101+ Team's RPI: 295			
RPI	S	Opponent	Score	RPI	S	Opponent	Score	RPI	S	Opponent	Score	RPI	S	Opponent	Score
5	A	Penn St.	37 82					51	A	St. John's (NY)	37 55	106	H	Northeastern	45 59
								96	A	Albany (NY)	41 76	145	H	Howard	33 46
												188	A	Bucknell	35 52
												198	H	Stony Brook	34 59
												210	A	Rider	53 51
												214	A	VCU	52 64
												219	A	Seton Hall	66 69
												237	H	Lehigh	45 46
												252	A	Fairleigh Dickinson	58 67
												270	H	St. Francis Brooklyn	73 61
												283	H	Delaware St.	55 42
												285	A	Colgate	36 72
												285	H	Colgate	53 51
												287	H	Rhode Island	48 44
												294	A	Brown	51 53
												307	A	Utah Valley	47 64
												307	H	Utah Valley	49 46
												311	A	Tex.-Pan American	81 75
												311	H	Tex.-Pan American	60 55
												331	A	Saint Peter's	62 35
												338	A	Chicago St.	57 58
LAST 12 Division I GAMES:															
307	A	Utah Valley	47 64	294	A	Brown	51 53								
285	H	Colgate	53 51	311	H	Tex.-Pan American	60 55								
311	A	Tex.-Pan American	81 75	188	A	Bucknell	35 52								
307	H	Utah Valley	49 46	237	H	Lehigh	45 46								
145	H	Howard	33 46	285	A	Colgate	36 72								
338	A	Chicago St.	57 58	287	H	Rhode Island	48 44								

Non-Div I Games: Rutgers-Newark 90 31 Centenary (NJ) 72 37

NJIT

Loss, Non-Conf, S Site, H Home A Away N Neutral

Average RPI Win: 233	WON-LOST	WINNING	LAST 10	STRENGTH OF	OPP. STRENGTH	TEAM	ADJ.	CONF.	ADJ CONF.
Average RPI Loss: 139	RECORD	PCT. RANK	GAMES	SCHEDULE	OF SCHEDULE	RPI	RPI	RPI	RPI
DIV. I ONLY	14- 9	106	7- 3	245	187	138	138	16	16
DIV. I NON-CONF.	7- 8	178	1- 3	293	172	237	237	19	19
TOTALS	RPI 1-25	RPI 26-50	W-L RECORDS	RPI 51-100	RPI 101-150	RPI 150+			
14- 9	0- 1	0- 1	OVERALL	1- 0	1- 2	12- 5			
8- 1	0- 0	0- 0	HOME	1- 0	1- 1	6- 0			
5- 7	0- 1	0- 1	AWAY	0- 0	0- 1	5- 4			
1- 1	0- 0	0- 0	NEUTRAL	0- 0	0- 0	1- 1			
7- 8	0- 1	0- 1	NON-CONFERENCE	1- 0	0- 2	6- 4			
5- 1	0- 0	0- 0	HOME	1- 0	0- 1	4- 0			
1- 6	0- 1	0- 1	AWAY	0- 0	0- 1	1- 3			
1- 1	0- 0	0- 0	NEUTRAL	0- 0	0- 0	1- 1			
7- 1	0- 0	0- 0	CONFERENCE	0- 0	1- 0	6- 1			
3- 0	0- 0	0- 0	HOME	0- 0	1- 0	2- 0			
4- 1	0- 0	0- 0	AWAY	0- 0	0- 0	4- 1			
0- 0	0- 0	0- 0	NEUTRAL	0- 0	0- 0	0- 0			

RPI 1-25				RPI 26-50				RPI 51-100				RPI 101+ Team's RPI: 138			
RPI	S	Opponent	Score	RPI	S	Opponent	Score	RPI	S	Opponent	Score	RPI	S	Opponent	Score
20	A	Princeton	50 70	45	A	Marquette	65 73	89	H	East Carolina	57 48	101	H	American	61 42
												104	A	Richmond	59 65
												108	H	High Point	47 63
												162	A	Holy Cross	60 47
												174	A	Iona	64 74
												179	A	Army	42 53
												188	H	Bucknell	61 40
												194	N	UC Davis	63 66
												198	A	Stony Brook	40 44
												220	A	Lafayette	60 52
												220	H	Lafayette	62 44
												228	A	Mt. St. Mary's	45 53
												231	H	Loyola Maryland	71 60
												237	A	Lehigh	72 47
												249	H	Marshall	67 51
												285	A	Colgate	59 43
												306	H	William & Mary	69 64
												318	N	Jackson St.	72 48
												323	A	Air Force	60 36
												331	H	Saint Peter's	64 53
LAST 12 Division I GAMES:															
220	A	Lafayette	60 52	162	A	Holy Cross	60 47								
188	H	Bucknell	61 40	220	H	Lafayette	62 44								
237	A	Lehigh	72 47	20	A	Princeton	50 70								
285	A	Colgate	59 43	104	A	Richmond	59 65								
101	H	American	61 42	249	H	Marshall	67 51								
179	A	Army	42 53	45	A	Marquette	65 73								

Non-Div I Games:

Navy

Average RPI Win: 272				WON-LOST	WINNING	LAST 10	STRENGTH OF		OPP. STRENGTH	TEAM	ADJ.	CONF.	ADJ CONF.
Average RPI Loss: 180				RECORD	PCT. RANK	GAMES	SCHEDULE	OF SCHEDULE	RPI	RPI	RPI	RPI	RPI
DIV. I ONLY				13- 8	99	4- 5	334	265	240	240	31	31	
DIV. I NON-CONF.				13- 8	114	6- 5	325	294	240	240	32	32	
TOTALS		RPI 1-25		RPI 26-50		W-L RECORDS		RPI 51-100		RPI 101-150		RPI 150+	
13- 8		0- 0		0- 0		OVERALL		0- 1		1- 2		12- 5	
9- 4		0- 0		0- 0		HOME		0- 1		1- 1		8- 2	
4- 4		0- 0		0- 0		AWAY		0- 0		0- 1		4- 3	
0- 0		0- 0		0- 0		NEUTRAL		0- 0		0- 0		0- 0	
13- 8		0- 0		0- 0		NON-CONFERENCE		0- 1		1- 2		12- 5	
9- 4		0- 0		0- 0		HOME		0- 1		1- 1		8- 2	
4- 4		0- 0		0- 0		AWAY		0- 0		0- 1		4- 3	
0- 0		0- 0		0- 0		NEUTRAL		0- 0		0- 0		0- 0	
0- 0		0- 0		0- 0		CONFERENCE		0- 0		0- 0		0- 0	
0- 0		0- 0		0- 0		HOME		0- 0		0- 0		0- 0	
0- 0		0- 0		0- 0		AWAY		0- 0		0- 0		0- 0	
0- 0		0- 0		0- 0		NEUTRAL		0- 0		0- 0		0- 0	

RPI 1-25				RPI 26-50				RPI 51-100				RPI 101+ Team's RPI: 240			
RPI	S	Opponent	Score	RPI	S	Opponent	Score	RPI	S	Opponent	Score	RPI	S	Opponent	Score
								74	H	South Dakota St.	64 74	141	A	IUPUI	49 60
												141	H	IUPUI	43 45
												149	H	N.C. A&T	58 44
												171	H	Tulsa	48 49
												187	H	Saint Louis	42 51
												223	A	South Dakota	57 62
												248	A	Western Ill.	44 71
												248	H	Western Ill.	63 55
												255	H	Loyola Chicago	65 58
												257	A	IPFW	46 51
												257	H	IPFW	60 50
												269	A	Oakland	67 63
												269	H	Oakland	59 41
												273	H	North Dakota St.	61 52
												275	A	UMKC	61 44
												282	H	Northern Ariz.	79 75
												284	H	La.-Lafayette	79 67
												305	H	Texas-Arlington	73 39
												330	A	Ark.-Pine Bluff	67 63
												338	A	Chicago St.	62 47
LAST 12 Division I GAMES:															
				141	H	IUPUI	43 45	338	A	Chicago St.	62 47				
				248	H	Western Ill.	63 55	248	A	Western Ill.	44 71				
				269	A	Oakland	67 63	141	A	IUPUI	49 60				
				257	A	IPFW	46 51	257	H	IPFW	60 50				
				74	H	South Dakota St.	64 74	269	H	Oakland	59 41				
				273	H	North Dakota St.	61 52	223	A	South Dakota	57 62				

Non-Div I Games:	Southwest Minn. St.	63	37	St. Mary (NE)	92	78	Indiana Dabney	83	39
------------------	---------------------	----	----	---------------	----	----	----------------	----	----

Neb. Omaha

Loss, Non-Conf, S Site, H Home A Away N Neutral

Nebraska

Average RPI Win: 125				Through Games Of Sunday, February 10, 2013					
Average RPI Loss: 31	WON-LOST RECORD	WINNING PCT. RANK	LAST 10 GAMES	STRENGTH OF SCHEDULE	OPP. STRENGTH OF SCHEDULE	TEAM RPI	ADJ. RPI	CONF. RPI	ADJ CONF. RPI
DIV. I ONLY	17- 6	48	7- 3	23	43	25	25	2	2
DIV. I NON-CONF.	10- 3	50	2- 0	40	87	32	32	2	2
TOTALS	RPI 1-25	RPI 26-50	W-L RECORDS	RPI 51-100	RPI 101-150	RPI 150+			
17- 6	1- 3	1- 1	OVERALL	5- 2	7- 0	3- 0			
11- 3	1- 2	1- 0	HOME	2- 1	5- 0	2- 0			
6- 3	0- 1	0- 1	AWAY	3- 1	2- 0	1- 0			
0- 0	0- 0	0- 0	NEUTRAL	0- 0	0- 0	0- 0			
10- 3	1- 1	0- 1	NON-CONFERENCE	1- 1	6- 0	2- 0			
8- 1	1- 1	0- 0	HOME	0- 0	5- 0	2- 0			
2- 2	0- 0	0- 1	AWAY	1- 1	1- 0	0- 0			
0- 0	0- 0	0- 0	NEUTRAL	0- 0	0- 0	0- 0			
7- 3	0- 2	1- 0	CONFERENCE	4- 1	1- 0	1- 0			
3- 2	0- 1	1- 0	HOME	2- 1	0- 0	0- 0			
4- 1	0- 1	0- 0	AWAY	2- 0	1- 0	1- 0			
0- 0	0- 0	0- 0	NEUTRAL	0- 0	0- 0	0- 0			

RPI 1-25 Team's RPI: 25				RPI 26-50				RPI 51-100				RPI 101+			
RPI	S	Opponent	Score	RPI	S	Opponent	Score	RPI	S	Opponent	Score	RPI	S	Opponent	Score
5	A	Penn St.	58 80	30	H	Michigan St.	59 54	54	H	Illinois	52 62	107	A	Northwestern	55 50
8	H	Maryland	71 90	32	A	Creighton	57 66	68	A	South Fla.	62 52	112	H	Temple	64 39
13	H	Purdue	66 69					71	A	Minnesota	84 63	132	H	Sam Houston St.	85 72
16	H	Florida St.	78 77					71	H	Minnesota	80 56	137	A	Southern California	74 65
								72	A	Ohio St.	62 53	143	H	Oral Roberts	80 67
								74	A	South Dakota St.	55 60	148	H	Idaho St.	60 51
								90	H	Wisconsin	70 52	149	H	N.C. A&T	68 50
												184	A	Indiana	67 38
												282	H	Northern Ariz.	77 55
												320	H	Grambling	84 39
LAST 12 Division I GAMES:															
107	A	Northwestern	55 50	5	A	Penn St.	58 80	184	A	Indiana	67 38	13	H	Purdue	66 69
71	H	Minnesota	80 56	71	A	Minnesota	84 63	90	H	Wisconsin	70 52	320	H	Grambling	84 39
72	A	Ohio St.	62 53	54	H	Illinois	52 62	143	H	Oral Roberts	80 67				
30	H	Michigan St.	59 54												

Non-Div I Games:

Nebraska

■ Loss,
■ Non-Conf, S Site,
■ Home
■ Away
N Neutral

Average RPI Win: 271	WON-LOST	WINNING	LAST 10	STRENGTH OF	OPP. STRENGTH	TEAM	ADJ.	CONF.	ADJ CONF.
Average RPI Loss: 156	RECORD	PCT. RANK	GAMES	SCHEDULE	OF SCHEDULE	RPI	RPI	RPI	RPI
DIV. I ONLY	5- 16	310	1- 9	216	183	298	298	17	17
DIV. I NON-CONF.	4- 8	241	0- 3	169	190	236	236	17	17
TOTALS	RPI 1-25	RPI 26-50	W-L RECORDS	RPI 51-100	RPI 101-150	RPI 150+			
5- 16	0- 0	0- 3	OVERALL	0- 4	0- 1	5- 8			
3- 6	0- 0	0- 1	HOME	0- 2	0- 0	3- 3			
2- 8	0- 0	0- 2	AWAY	0- 1	0- 0	2- 5			
0- 2	0- 0	0- 0	NEUTRAL	0- 1	0- 1	0- 0			
4- 8	0- 0	0- 2	NON-CONFERENCE	0- 2	0- 1	4- 3			
2- 3	0- 0	0- 1	HOME	0- 1	0- 0	2- 1			
2- 3	0- 0	0- 1	AWAY	0- 0	0- 0	2- 2			
0- 2	0- 0	0- 0	NEUTRAL	0- 1	0- 1	0- 0			
1- 8	0- 0	0- 1	CONFERENCE	0- 2	0- 0	1- 5			
1- 3	0- 0	0- 0	HOME	0- 1	0- 0	1- 2			
0- 5	0- 0	0- 1	AWAY	0- 1	0- 0	0- 3			
0- 0	0- 0	0- 0	NEUTRAL	0- 0	0- 0	0- 0			

RPI S	Opponent	Score	RPI S	Opponent	Score	RPI S	Opponent	Score	RPI S	Opponent	Score	Team's RPI: 298
39	H Toledo	61 73	66	A Wyoming	41 92	150	N Miami (OH)	49 62				
43	A San Diego St.	57 69	68	N South Fla.	46 71	157	A Wake Forest	54 77				
48	A Pacific	63 72	94	H Cal Poly	63 72	197	A Portland	61 70				
			95	H Fresno St.	56 74	209	H New Mexico	66 69				
						226	H Cleveland St.	86 79				
						238	A Colorado St.	50 59				
						245	H UNLV	61 66				
						247	A Boise St.	58 67				
						251	A Oregon	77 73				
						263	A UC Irvine	72 49				
						276	H CSU Bakersfield	80 83				
						291	H Cal St. Fullerton	76 72				
						323	A Air Force	56 63				
						323	H Air Force	67 54				
LAST 12 Division I GAMES:												
323	A Air Force	56 63	95	H Fresno St.	56 74							
238	A Colorado St.	50 59	66	A Wyoming	41 92							
209	H New Mexico	66 69	323	H Air Force	67 54							
245	H UNLV	61 66	276	H CSU Bakersfield	80 83							
247	A Boise St.	58 67	157	A Wake Forest	54 77							
43	A San Diego St.	57 69	150	N Miami (OH)	49 62							

Non-Div I Games: Cal St. L.A. 91 81

Nevada

New Hampshire

Through Games Of Sunday, February 10, 2013

Average RPI Win:	263	WON-LOST	WINNING	LAST 10	STRENGTH OF	OPP. STRENGTH	TEAM	ADJ.	CONF.	ADJ CONF.
Average RPI Loss:	171	RECORD	PCT. RANK	GAMES	SCHEDULE	OF SCHEDULE	RPI	RPI	RPI	RPI
DIV. I ONLY	9- 13	214	4- 6	282	253	253	253	23	23	
DIV. I NON-CONF.	5- 7	210	0- 2	267	231	233	233	25	25	
TOTALS	RPI 1-25	RPI 26-50	W-L RECORDS	RPI 51-100	RPI 101-150	RPI 150+				
9- 13	0- 0	0- 0	OVERALL	0- 5	0- 1	9- 7				
6- 3	0- 0	0- 0	HOME	0- 1	0- 0	6- 2				
3- 9	0- 0	0- 0	AWAY	0- 3	0- 1	3- 5				
0- 1	0- 0	0- 0	NEUTRAL	0- 1	0- 0	0- 0				
5- 7	0- 0	0- 0	NON-CONFERENCE	0- 2	0- 1	5- 4				
3- 1	0- 0	0- 0	HOME	0- 0	0- 0	3- 1				
2- 5	0- 0	0- 0	AWAY	0- 1	0- 1	2- 3				
0- 1	0- 0	0- 0	NEUTRAL	0- 1	0- 0	0- 0				
4- 6	0- 0	0- 0	CONFERENCE	0- 3	0- 0	4- 3				
3- 2	0- 0	0- 0	HOME	0- 1	0- 0	3- 1				
1- 4	0- 0	0- 0	AWAY	0- 2	0- 0	1- 2				
0- 0	0- 0	0- 0	NEUTRAL	0- 0	0- 0	0- 0				

RPI S	Opponent	Score	RPI S	Opponent	Score	RPI S	Opponent	Score	RPI S	Opponent	Score	Team's RPI: 253
						58 N	Quinnipiac	53 60	105 A	Boston College	59 64	
						63 H	Boston U.	53 55	162 A	Holy Cross	68 65	
						83 A	Hartford	56 63	183 H	Dartmouth	54 38	
						84 A	Harvard	44 63	198 A	Stony Brook	47 60	
						96 A	Albany (NY)	43 78	198 H	Stony Brook	44 48	
									199 A	Yale	57 51	
									224 H	Central Conn. St.	32 43	
									226 A	Cleveland St.	47 58	
									264 H	Cornell	59 56	
									285 A	Colgate	61 72	
									294 A	Brown	43 50	
									301 A	Binghamton	60 52	
									303 A	Vermont	60 63	
									303 H	Vermont	67 45	
									304 H	UMBC	63 62	
									322 H	Wagner	77 54	
									333 H	Maine	61 54	
LAST 12 Division I GAMES:												
303 H	Vermont	67 45	96 A	Albany (NY)	43 78	304 H	UMBC	63 62				
198 A	Stony Brook	47 60	198 H	Stony Brook	44 48	303 A	Vermont	60 63				
333 H	Maine	61 54	285 A	Colgate	61 72	226 A	Cleveland St.	47 58				
301 A	Binghamton	60 52										
83 A	Hartford	56 63										
63 H	Boston U.	53 55										

Non-Div I Games:

New Hampshire

Loss, Non-Conf, S Site, H Home A Away N Neutral

New Mexico

Average RPI Win:	258	WON-LOST	WINNING	LAST 10	STRENGTH OF	OPP. STRENGTH	TEAM	ADJ.	CONF.	ADJ CONF.
Average RPI Loss:	110	RECORD	PCT. RANK	GAMES	SCHEDULE	OF SCHEDULE	RPI	RPI	RPI	RPI
DIV. I ONLY	12- 10	135	4- 6	258	157	209	209	17	17	
DIV. I NON-CONF.	8- 5	115	1- 2	237	156	180	180	17	17	

TOTALS	RPI 1-25	RPI 26-50	W-L RECORDS	RPI 51-100	RPI 101-150	RPI 150+
12- 10	0- 1	1- 2	OVERALL	0- 3	0- 1	11- 3
8- 5	0- 1	1- 1	HOME	0- 1	0- 1	7- 1
4- 5	0- 0	0- 1	AWAY	0- 2	0- 0	4- 2
0- 0	0- 0	0- 0	NEUTRAL	0- 0	0- 0	0- 0
8- 5	0- 1	1- 1	NON-CONFERENCE	0- 1	0- 1	7- 1
7- 2	0- 1	1- 0	HOME	0- 0	0- 1	6- 0
1- 3	0- 0	0- 1	AWAY	0- 1	0- 0	1- 1
0- 0	0- 0	0- 0	NEUTRAL	0- 0	0- 0	0- 0
4- 5	0- 0	0- 1	CONFERENCE	0- 2	0- 0	4- 2
1- 3	0- 0	0- 1	HOME	0- 1	0- 0	1- 1
3- 2	0- 0	0- 0	AWAY	0- 1	0- 0	3- 1
0- 0	0- 0	0- 0	NEUTRAL	0- 0	0- 0	0- 0

RPI 1-25				RPI 26-50				RPI 51-100				RPI 101+ Team's RPI: 209			
RPI	S	Opponent	Score	RPI	S	Opponent	Score	RPI	S	Opponent	Score	RPI	S	Opponent	Score
17	H	Georgia	42 72	27	A	Colorado	39 84	66	H	Wyoming	54 72	111	H	Arizona	53 58
				37	H	Texas Tech	65 61	67	A	UTEP	45 60	181	A	Houston	62 77
				43	H	San Diego St.	39 63	95	A	Fresno St.	65 69	189	H	North Texas	81 59
												238	A	Colorado St.	68 54
												245	A	UNLV	57 68
												245	H	UNLV	57 58
												247	H	Boise St.	58 53
												259	A	New Mexico St.	68 44
												259	H	New Mexico St.	60 37
												282	H	Northern Ariz.	68 57
												291	H	Cal St. Fullerton	52 43
												298	A	Nevada	69 66
												323	A	Air Force	72 67
												329	H	Weber St.	67 44
												345	H	Houston Baptist	63 46
LAST 12 Division I GAMES:															
245	H	UNLV	57 58	247	H	Boise St.	58 53	95	A	Fresno St.	65 69	245	A	UNLV	57 68
323	A	Air Force	72 67	27	A	Colorado	39 84	67	A	UTEP	45 60	259	A	New Mexico St.	68 44
298	A	Nevada	69 66	43	H	San Diego St.	39 63	66	H	Wyoming	54 72				
66	H	Wyoming	54 72	238	A	Colorado St.	68 54								

Non-Div I Games:

New Mexico

■ Loss,
■ Non-Conf, S Site,
■ Home
■ Away
N Neutral

Average RPI Win:	229	WON-LOST	WINNING	LAST 10	STRENGTH OF	OPP. STRENGTH	TEAM	ADJ.	CONF.	ADJ CONF.
Average RPI Loss:	195	RECORD	PCT. RANK	GAMES	SCHEDULE	OF SCHEDULE	RPI	RPI	RPI	RPI
DIV. I ONLY	9- 14	226	1- 9	228	282	259	259	24	24	
DIV. I NON-CONF.	6- 4	125	0- 0	165	253	146	146	24	24	
TOTALS	RPI 1-25	RPI 26-50	W-L RECORDS	RPI 51-100	RPI 101-150	RPI 150+				
9- 14	0- 0	0- 0	OVERALL	1- 1	0- 3	8- 10				
6- 6	0- 0	0- 0	HOME	1- 0	0- 1	5- 5				
3- 8	0- 0	0- 0	AWAY	0- 1	0- 2	3- 5				
0- 0	0- 0	0- 0	NEUTRAL	0- 0	0- 0	0- 0				
6- 4	0- 0	0- 0	NON-CONFERENCE	1- 1	0- 1	5- 2				
5- 1	0- 0	0- 0	HOME	1- 0	0- 0	4- 1				
1- 3	0- 0	0- 0	AWAY	0- 1	0- 1	1- 1				
0- 0	0- 0	0- 0	NEUTRAL	0- 0	0- 0	0- 0				
3- 10	0- 0	0- 0	CONFERENCE	0- 0	0- 2	3- 8				
1- 5	0- 0	0- 0	HOME	0- 0	0- 1	1- 4				
2- 5	0- 0	0- 0	AWAY	0- 0	0- 1	2- 4				
0- 0	0- 0	0- 0	NEUTRAL	0- 0	0- 0	0- 0				

RPI 1-25				RPI 26-50				RPI 51-100				RPI 101+				Team's RPI: 259	
RPI	S	Opponent	Score	RPI	S	Opponent	Score	RPI	S	Opponent	Score	RPI	S	Opponent	Score		
								67	A	UTEP	44	66	131	A	UC Santa Barbara	41	43
								67	H	UTEP	69	68	146	A	Idaho	53	72
													146	H	Idaho	51	57
													156	A	Utah St.	63	65
													163	A	Seattle	62	78
													163	H	Seattle	54	60
													170	H	Louisiana Tech	71	67
													206	H	Loyola Marymount	77	76
													209	A	New Mexico	37	60
													209	H	New Mexico	44	68
													216	A	Denver	58	67
													260	A	UTSA	69	52
													260	H	UTSA	53	66
													263	H	UC Irvine	50	44
													267	A	Southern Utah	70	68
													268	H	George Mason	55	52
													271	A	San Jose St.	50	51
													275	H	UMKC	75	50
													286	A	Texas St.	61	58
													286	H	Texas St.	49	58
													305	H	Texas-Arlington	59	62
LAST 12 Division I GAMES:																	
163	A	Seattle	62	78	156	A	Utah St.	63	65								
146	A	Idaho	53	72	146	H	Idaho	51	57								
260	H	UTSA	53	66	163	H	Seattle	54	60								
286	H	Texas St.	49	58	286	A	Texas St.	61	58								
216	A	Denver	58	67	260	A	UTSA	69	52								
271	A	San Jose St.	50	51	170	H	Louisiana Tech	71	67								

Non-Div I Games:

New Mexico St.

Average RPI Win:	345	WON-LOST	WINNING	LAST 10	STRENGTH OF	OPP. STRENGTH	TEAM	ADJ.	CONF.	ADJ CONF.
Average RPI Loss:	244	RECORD	PCT. RANK	GAMES	SCHEDULE	OF SCHEDULE	RPI	RPI	RPI	RPI
DIV. I ONLY	1- 18	339	1- 9	342	345	344	344	31	31	
DIV. I NON-CONF.	1- 18	336	1- 11	335	344	345	345	32	32	
TOTALS	RPI 1-25	RPI 26-50	W-L RECORDS	RPI 51-100	RPI 101-150	RPI 150+				
1- 18	0- 0	0- 1	OVERALL	0- 1	0- 0	1- 16				
0- 9	0- 0	0- 0	HOME	0- 0	0- 0	0- 9				
1- 7	0- 0	0- 1	AWAY	0- 1	0- 0	1- 5				
0- 2	0- 0	0- 0	NEUTRAL	0- 0	0- 0	0- 2				
1- 18	0- 0	0- 1	NON-CONFERENCE	0- 1	0- 0	1- 16				
0- 9	0- 0	0- 0	HOME	0- 0	0- 0	0- 9				
1- 7	0- 0	0- 1	AWAY	0- 1	0- 0	1- 5				
0- 2	0- 0	0- 0	NEUTRAL	0- 0	0- 0	0- 2				
0- 0	0- 0	0- 0	CONFERENCE	0- 0	0- 0	0- 0				
0- 0	0- 0	0- 0	HOME	0- 0	0- 0	0- 0				
0- 0	0- 0	0- 0	AWAY	0- 0	0- 0	0- 0				
0- 0	0- 0	0- 0	NEUTRAL	0- 0	0- 0	0- 0				

RPI S	Opponent	Score	RPI S	Opponent	Score	RPI S	Opponent	Score	RPI S	Opponent	Score	Team's RPI: 344
37	A Texas Tech	38 81	59	A LSU	61 87	167	H Southern Miss.	59 69	176	H Nicholls St.	66 80	
						176	N Nicholls St.	45 75	200	H Murray St.	56 69	
						219	A Seton Hall	35 82	267	N Southern Utah	47 76	
						274	H Northwestern St.	52 53	284	A La.-Lafayette	41 68	
						288	A Southeastern La.	67 69	288	H Southeastern La.	64 76	
						311	H Tex.-Pan American	56 71	318	H Jackson St.	51 82	
						320	A Grambling	44 76	330	A Ark.-Pine Bluff	62 75	
						330	H Ark.-Pine Bluff	54 63	345	A Houston Baptist	65 58	
						345	H Houston Baptist	45 60				
LAST 12 Division I GAMES:												
345	A Houston Baptist	65 58	59	A LSU	61 87	300	H Ark.-Pine Bluff	54 63				
200	H Murray St.	56 69	330	A Ark.-Pine Bluff	62 75	219	A Seton Hall	35 82				
311	H Tex.-Pan American	56 71	318	H Jackson St.	51 82	284	A La.-Lafayette	41 68				
320	A Grambling	44 76										
345	H Houston Baptist	45 60										
167	H Southern Miss.	59 69										

Non-Div I Games: Ark.-Monticello 68 58

New Orleans

Niagara

Average RPI Win: 276

Average RPI Loss: 166

WON-LOST

WINNING

LAST 10

Through Games Of Sunday, February 10, 2013

STRENGTH OF

OPP. STRENGTH

TEAM

ADJ.

CONF.

ADJ CONF.

RECORD

PCT. RANK

GAMES

SCHEDULE

OF SCHEDULE

RPI

RPI

RPI

RPI

DIV. I ONLY

12- 11

149

6- 4

330

207

241

241

26

26

DIV. I NON-CONF.

5- 6

189

0- 0

330

197

277

277

23

23

TOTALS

RPI 1-25

RPI 26-50

W-L RECORDS

RPI 51-100

RPI 101-150

RPI 150+

12- 11

0- 0

0- 2

OVERALL

0- 1

0- 0

12- 8

7- 4

0- 0

0- 1

HOME

0- 1

0- 0

7- 2

5- 7

0- 0

0- 1

AWAY

0- 0

0- 0

5- 6

0- 0

0- 0

0- 0

NEUTRAL

0- 0

0- 0

0- 0

5- 6

0- 0

0- 1

NON-CONFERENCE

0- 1

0- 0

5- 4

3- 2

0- 0

0- 0

HOME

0- 1

0- 0

3- 1

2- 4

0- 0

0- 1

AWAY

0- 0

0- 0

2- 3

0- 0

0- 0

0- 0

NEUTRAL

0- 0

0- 0

0- 0

7- 5

0- 0

0- 1

CONFERENCE

0- 0

0- 0

7- 4

4- 2

0- 0

0- 1

HOME

0- 0

0- 0

4- 1

3- 3

0- 0

0- 0

AWAY

0- 0

0- 0

3- 3

0- 0

0- 0

0- 0

NEUTRAL

0- 0

0- 0

0- 0

RPI 1-25

RPI 26-50

RPI 51-100

RPI 101+

Team's RPI: 241

RPI S Opponent Score

RPI S Opponent Score

RPI S Opponent Score

RPI S Opponent Score

29 A Michigan 44 82

97 H Bowling Green 74 79

174 A Iona 58 60

44 H Marist 51 71

174 H Iona 65 76

177 A Fairfield 54 61

188 A Bucknell 69 77

210 A Rider 64 59

210 H Rider 62 58

217 H St. Bonaventure 49 51

231 A Loyola Maryland 68 71

231 H Loyola Maryland 58 47

237 A Lehigh 49 72

254 A Buffalo 51 65

258 H Siena 70 62

266 A Canisius 62 49

269 H Oakland 70 59

277 A Robert Morris 63 59

285 H Colgate 66 63

301 A Binghamton 63 57

331 A Saint Peter's 54 46

331 H Saint Peter's 67 55

337 H Kent St. 82 55

LAST 12 Division I GAMES:

331 H Saint Peter's 67 55

44 H Marist 51 71

231 H Loyola Maryland 58 47

210 H Rider 62 58

210 A Rider 64 59

177 A Fairfield 54 61

231 A Loyola Maryland 68 71

331 A Saint Peter's 54 46

266 A Canisius 62 49

258 H Siena 70 62

174 A Iona 58 60

174 H Iona 65 76

N
i
a
g
a
r
aN
i
a
g
a
r
a

Non-Div I Games:

Niagara

Loss, Non-Conf, S Site, H Home A Away N Neutral

Page 191

Average RPI Win:	264	WON-LOST	WINNING	LAST 10	STRENGTH OF	OPP. STRENGTH	TEAM	ADJ.	CONF.	ADJ CONF.
Average RPI Loss:	152	RECORD	PCT. RANK	GAMES	SCHEDULE	OF SCHEDULE	RPI	RPI	RPI	RPI
DIV. I ONLY	14- 8	89	6- 4	322	310	176	176	21	21	
DIV. I NON-CONF.	8- 3	61	1- 0	312	308	125	125	20	20	
TOTALS	RPI 1-25	RPI 26-50	W-L RECORDS	RPI 51-100	RPI 101-150	RPI 150+				
14- 8	0- 0	0- 2	OVERALL	0- 0	1- 3	13- 3				
5- 2	0- 0	0- 0	HOME	0- 0	1- 1	4- 1				
6- 6	0- 0	0- 2	AWAY	0- 0	0- 2	6- 2				
3- 0	0- 0	0- 0	NEUTRAL	0- 0	0- 0	3- 0				
8- 3	0- 0	0- 2	NON-CONFERENCE	0- 0	0- 1	8- 0				
2- 0	0- 0	0- 0	HOME	0- 0	0- 0	2- 0				
3- 3	0- 0	0- 2	AWAY	0- 0	0- 1	3- 0				
3- 0	0- 0	0- 0	NEUTRAL	0- 0	0- 0	3- 0				
6- 5	0- 0	0- 0	CONFERENCE	0- 0	1- 2	5- 3				
3- 2	0- 0	0- 0	HOME	0- 0	1- 1	2- 1				
3- 3	0- 0	0- 0	AWAY	0- 0	0- 1	3- 2				
0- 0	0- 0	0- 0	NEUTRAL	0- 0	0- 0	3- 0				

RPI 1-25			RPI 26-50			RPI 51-100			RPI 101+			Team's RPI: 176
RPI	S	Opponent	Score	RPI	S	Opponent	Score	RPI	S	Opponent	Score	
				28	A	DePaul	57 87	132	H	Sam Houston St.	63 70	
				37	A	Texas Tech	48 78	139	A	Arkansas St.	58 66	
								143	A	Oral Roberts	56 84	
								143	H	Oral Roberts	69 66	
								166	A	Texas Southern	65 58	
								191	A	McNeese St.	78 61	
								221	H	La.-Monroe	85 60	
								230	A	Stephen F. Austin	66 74	
								236	A	Central Ark.	68 62	
								236	H	Central Ark.	56 72	
								256	N	Mississippi Val.	60 57	
								267	N	Southern Utah	65 54	
								274	A	Northwestern St.	55 64	
								284	H	La.-Lafayette	71 62	
								288	A	Southeastern La.	71 65	
								288	H	Southeastern La.	69 65	
								327	A	Alabama St.	57 46	
								334	H	A&M-Corpus Christi	70 53	
								344	A	New Orleans	80 66	
								344	N	New Orleans	75 45	
LAST 12 Division I GAMES:												
				288	H	Southeastern La.	69 65	274	A	Northwestern St.	55 64	
				236	A	Central Ark.	68 62	288	A	Southeastern La.	71 65	
				143	A	Oral Roberts	56 84	191	A	McNeese St.	78 61	
				132	H	Sam Houston St.	63 70	143	H	Oral Roberts	69 66	
				334	H	A&M-Corpus Christi	70 53	236	H	Central Ark.	56 72	
				230	A	Stephen F. Austin	66 74	166	A	Texas Southern	65 58	

Non-Div I Games:

Nicholls St.

■ Loss,
 ■ Non-Conf,
 ■ S Site,
 ■ Home
 ■ A Away
 N Neutral

Average RPI Win:	261	WON-LOST	WINNING	LAST 10	STRENGTH OF	OPP. STRENGTH	TEAM	ADJ.	CONF.	ADJ CONF.
Average RPI Loss:	208	RECORD	PCT. RANK	GAMES	SCHEDULE	OF SCHEDULE	RPI	RPI	RPI	RPI
DIV. I ONLY	3- 17	326	2- 8	291	325	335	335	30	30	
DIV. I NON-CONF.	1- 9	322	0- 3	190	313	326	326	30	30	
TOTALS	RPI 1-25	RPI 26-50	W-L RECORDS	RPI 51-100	RPI 101-150	RPI 150+				
3- 17	0- 0	0- 0	OVERALL	0- 3	0- 3	3- 11				
3- 4	0- 0	0- 0	HOME	0- 1	0- 0	3- 3				
0- 11	0- 0	0- 0	AWAY	0- 2	0- 2	0- 7				
0- 2	0- 0	0- 0	NEUTRAL	0- 0	0- 1	0- 1				
1- 9	0- 0	0- 0	NON-CONFERENCE	0- 2	0- 2	1- 5				
1- 2	0- 0	0- 0	HOME	0- 0	0- 0	1- 2				
0- 5	0- 0	0- 0	AWAY	0- 2	0- 1	0- 2				
0- 2	0- 0	0- 0	NEUTRAL	0- 0	0- 1	0- 1				
2- 8	0- 0	0- 0	CONFERENCE	0- 1	0- 1	2- 6				
2- 2	0- 0	0- 0	HOME	0- 1	0- 0	2- 1				
0- 6	0- 0	0- 0	AWAY	0- 0	0- 1	0- 5				
0- 0	0- 0	0- 0	NEUTRAL	0- 0	0- 0	0- 0				

RPI S	Opponent	Score	RPI S	Opponent	Score	RPI S	Opponent	Score	RPI S	Opponent	Score	Team's RPI: 335
57	A Virginia	23 66				124	N Appalachian St.	61 68				
80	H Hampton	41 76				128	A Hofstra	47 82				
89	A East Carolina	46 54				145	A Howard	45 56				
						152	A South Carolina St.	59 62				
						166	H Texas Southern	53 68				
						201	H Penn	60 51				
						235	A Radford	50 73				
						265	N Northern Ill.	38 69				
						272	H USC Upstate	64 71				
						283	H Delaware St.	61 51				
						292	A Coppin St.	49 79				
						292	H Coppin St.	51 56				
						293	A Savannah St.	55 62				
						300	A Morgan St.	48 57				
						300	H Morgan St.	81 68				
						319	A UNC Greensboro	63 71				
						332	A UMES	80 86				
LAST 12 Division I GAMES:												
283	H Delaware St.	61 51	145	A Howard	45 56							
300	A Morgan St.	48 57	332	A UMES	80 86							
292	A Coppin St.	49 79	128	A Hofstra	47 82							
80	H Hampton	41 76	265	N Northern Ill.	38 69							
300	H Morgan St.	81 68	57	A Virginia	23 66							
292	H Coppin St.	51 56	319	A UNC Greensboro	63 71							

Non-Div I Games: Chowan 60 56

Norfolk St.

North Carolina

Through Games Of Sunday, February 10, 2013

Average RPI Win:	129	WON-LOST	WINNING	LAST 10	STRENGTH OF	OPP. STRENGTH	TEAM	ADJ.	CONF.	ADJ CONF.
Average RPI Loss:	9	RECORD	PCT. RANK	GAMES	SCHEDULE	OF SCHEDULE	RPI	RPI	RPI	RPI
DIV. I ONLY	22- 3	11	8- 2	62	28	15	15	5	5	
DIV. I NON-CONF.	12- 1	4	0- 0	155	74	27	27	4	4	
TOTALS	RPI 1-25	RPI 26-50	W-L RECORDS	RPI 51-100	RPI 101-150	RPI 150+				
22- 3	2- 3	4- 0	OVERALL	6- 0	3- 0	7- 0				
14- 1	2- 1	2- 0	HOME	4- 0	1- 0	5- 0				
7- 2	0- 2	2- 0	AWAY	1- 0	2- 0	2- 0				
1- 0	0- 0	0- 0	NEUTRAL	1- 0	0- 0	0- 0				
12- 1	0- 1	3- 0	NON-CONFERENCE	3- 0	0- 0	6- 0				
9- 0	0- 0	2- 0	HOME	2- 0	0- 0	5- 0				
2- 1	0- 1	1- 0	AWAY	0- 0	0- 0	1- 0				
1- 0	0- 0	0- 0	NEUTRAL	1- 0	0- 0	0- 0				
10- 2	2- 2	1- 0	CONFERENCE	3- 0	3- 0	1- 0				
5- 1	2- 1	0- 0	HOME	2- 0	1- 0	0- 0				
5- 1	0- 1	1- 0	AWAY	1- 0	2- 0	1- 0				
0- 0	0- 0	0- 0	NEUTRAL	0- 0	0- 0	0- 0				

RPI	S	Opponent	Score	RPI	S	Opponent	Score	RPI	S	Opponent	Score	RPI	S	Opponent	Score
7	A	Tennessee	57 102	31	H	Duquesne	62 58	57	H	Virginia	71 60	105	A	Boston College	80 52
8	A	Maryland	59 85	33	A	Iowa	77 64	72	H	Ohio St.	57 54	122	A	North Carolina St.	70 66
8	H	Maryland	60 57	38	H	Georgetown	63 48	77	H	Davidson	70 59	125	H	Virginia Tech	48 45
11	H	Duke	63 84	49	A	Miami (FL)	64 62	81	A	Georgia Tech	60 58	190	A	Clemson	65 58
16	H	Florida St.	72 62					81	H	Georgia Tech	79 58	203	H	La Salle	85 55
								89	N	East Carolina	76 67	235	H	Radford	64 44
												239	H	East Tenn. St.	85 44
												297	A	Coastal Caro.	75 49
												341	H	UNC Asheville	101 42
												342	H	N.C. Central	49 21
LAST 12 Division I GAMES:															
81	A	Georgia Tech	60 58	57	H	Virginia	71 60								
105	A	Boston College	80 52	81	H	Georgia Tech	79 58								
11	H	Duke	63 84	122	A	North Carolina St.	70 66								
16	H	Florida St.	72 62	125	H	Virginia Tech	48 45								
49	A	Miami (FL)	64 62	8	H	Maryland	60 57								
8	A	Maryland	59 85	190	A	Clemson	65 58								

Non-Div I Games:

North Carolina

Loss, Non-Conf, S Site, H Home A Away N Neutral

Average RPI Win:	182	WON-LOST	WINNING	LAST 10	STRENGTH OF	OPP. STRENGTH	TEAM	ADJ.	CONF.	ADJ CONF.
Average RPI Loss:	57	RECORD	PCT. RANK	GAMES	SCHEDULE	OF SCHEDULE	RPI	RPI	RPI	RPI
DIV. I ONLY	12- 12	160	4- 6	81	47	122	122	5	5	
DIV. I NON-CONF.	8- 4	84	1- 0	175	116	123	123	4	4	
TOTALS	RPI 1-25	RPI 26-50	W-L RECORDS	RPI 51-100	RPI 101-150	RPI 150+				
12- 12	0- 4	0- 2	OVERALL	3- 3	1- 2	8- 1				
9- 4	0- 3	0- 1	HOME	1- 0	1- 0	7- 0				
2- 6	0- 1	0- 1	AWAY	1- 2	0- 1	1- 1				
1- 2	0- 0	0- 0	NEUTRAL	1- 1	0- 1	0- 0				
8- 4	0- 0	0- 1	NON-CONFERENCE	2- 2	0- 1	6- 0				
6- 1	0- 0	0- 1	HOME	1- 0	0- 0	5- 0				
1- 1	0- 0	0- 0	AWAY	0- 1	0- 0	1- 0				
1- 2	0- 0	0- 0	NEUTRAL	1- 1	0- 1	0- 0				
4- 8	0- 4	0- 1	CONFERENCE	1- 1	1- 1	2- 1				
3- 3	0- 3	0- 0	HOME	0- 0	1- 0	2- 0				
1- 5	0- 1	0- 1	AWAY	1- 1	0- 1	0- 1				
0- 0	0- 0	0- 0	NEUTRAL	0- 0	0- 0	0- 0				

RPI 1-25			RPI 26-50			RPI 51-100			RPI 101+			Team's RPI: 122
RPI	S	Opponent	Score	RPI	S	Opponent	Score	RPI	S	Opponent	Score	Score
8	A	Maryland	62 82	30	H	Michigan St.	51 68	57	A	Virginia	59 78	105 A Boston College 69 81
11	H	Duke	57 67	49	A	Miami (FL)	53 79	59	A	LSU	73 81	117 N UNI 72 76
15	H	North Carolina	66 70					60	N	Florida	64 66	125 H Virginia Tech 58 39
16	H	Florida St.	74 82					81	A	Georgia Tech	78 66	151 H Elon 88 73
								92	H	Auburn	85 71	157 A Wake Forest 56 69
								98	N	Arizona St.	72 68	157 H Wake Forest 64 55
												190 H Clemson 79 45
												204 H Presbyterian 76 30
												217 A St. Bonaventure 70 66
												225 H Longwood 102 49
												317 H Wofford 85 45
												321 H Charleston So. 81 54
LAST 12 Division I GAMES:												
190	H	Clemson	79 45	8	A	Maryland	62 82	57	A	Virginia	59 78	
157	H	Wake Forest	64 55	15	H	North Carolina	66 70	157	A	Wake Forest	56 69	
105	A	Boston College	69 81	11	H	Duke	57 67	11	H	Duke	57 67	
81	A	Georgia Tech	78 66	217	A	St. Bonaventure	70 66					
125	H	Virginia Tech	58 39									
16	H	Florida St.	74 82									

Non-Div I Games:

North Carolina St.

■ Loss,
 ■ Non-Conf,
 ■ S Site,
 ■ H Home
 ■ A Away
 N Neutral

Average RPI Win:	242	WON-LOST	WINNING	LAST 10	STRENGTH OF	OPP. STRENGTH	TEAM	ADJ.	CONF.	ADJ CONF.
Average RPI Loss:	112	RECORD	PCT. RANK	GAMES	SCHEDULE	OF SCHEDULE	RPI	RPI	RPI	RPI
DIV. I ONLY	9- 13	214	3- 7	159	168	212	212	15	15	
DIV. I NON-CONF.	4- 4	160	0- 0	92	140	100	100	14	14	
TOTALS	RPI 1-25	RPI 26-50	W-L RECORDS	RPI 51-100	RPI 101-150	RPI 150+				
9- 13	0- 1	0- 1	OVERALL	0- 4	3- 5	6- 2				
6- 4	0- 0	0- 0	HOME	0- 2	2- 1	4- 1				
3- 9	0- 1	0- 1	AWAY	0- 2	1- 4	2- 1				
0- 0	0- 0	0- 0	NEUTRAL	0- 0	0- 0	0- 0				
4- 4	0- 1	0- 1	NON-CONFERENCE	0- 2	1- 0	3- 0				
2- 1	0- 0	0- 0	HOME	0- 1	0- 0	2- 0				
2- 3	0- 1	0- 1	AWAY	0- 1	1- 0	1- 0				
0- 0	0- 0	0- 0	NEUTRAL	0- 0	0- 0	0- 0				
5- 9	0- 0	0- 0	CONFERENCE	0- 2	2- 5	3- 2				
4- 3	0- 0	0- 0	HOME	0- 1	2- 1	2- 1				
1- 6	0- 0	0- 0	AWAY	0- 1	0- 4	1- 1				
0- 0	0- 0	0- 0	NEUTRAL	0- 0	0- 0	0- 0				

RPI 1-25				RPI 26-50				RPI 51-100				RPI 101+ Team's RPI: 212			
RPI	S	Opponent	Score	RPI	S	Opponent	Score	RPI	S	Opponent	Score	RPI	S	Opponent	Score
23	A	Iowa St.	34 73	31	A	Duquesne	38 64	68	A	South Fla.	58 85	102	A	Utah	62 56
								79	A	Montana	45 77	109	A	Eastern Wash.	72 75
								79	H	Montana	42 61	113	A	Montana St.	49 64
								84	H	Harvard	52 65	113	H	Montana St.	62 55
												116	A	Northern Colo.	41 53
												144	H	Sacramento St.	77 79
												148	A	Idaho St.	43 60
												148	H	Idaho St.	64 59
												195	A	Portland St.	66 73
												267	H	Southern Utah	54 60
												273	A	North Dakota St.	73 63
												280	H	Drake	67 63
												282	H	Northern Ariz.	70 50
												323	H	Air Force	76 42
												329	A	Weber St.	56 51
												329	H	Weber St.	73 49
LAST 12 Division I GAMES:															
79	H	Montana	42 61	195	A	Portland St.	66 73								
113	H	Montana St.	62 55	109	A	Eastern Wash.	72 75								
148	A	Idaho St.	43 60	113	A	Montana St.	49 64								
329	A	Weber St.	56 51	79	A	Montana	45 77								
282	H	Northern Ariz.	70 50	329	H	Weber St.	73 49								
144	H	Sacramento St.	77 79	148	H	Idaho St.	64 59								

Non-Div I Games: Jamestown 63 49

North Dakota

■ Loss,
 ■ Non-Conf, S Site,
 ■ Home
 ■ Away
 N Neutral

Average RPI Win: 218		WON-LOST	WINNING	LAST 10	STRENGTH OF	OPP. STRENGTH	TEAM	ADJ.	CONF.	ADJ CONF.
Average RPI Loss: 186		RECORD	PCT. RANK	GAMES	SCHEDULE	OF SCHEDULE	RPI	RPI	RPI	RPI
DIV. I ONLY		8- 14	251	5- 5	242	214	273	273	22	22
DIV. I NON-CONF.		3- 8	274	0- 1	135	222	255	255	21	21
TOTALS	RPI 1-25	RPI 26-50		W-L RECORDS		RPI 51-100	RPI 101-150	RPI 150+		
8- 14	0- 0	0- 2		OVERALL		1- 1	1- 2	6- 9		
5- 6	0- 0	0- 0		HOME		1- 0	1- 1	3- 5		
2- 8	0- 0	0- 2		AWAY		0- 1	0- 1	2- 4		
1- 0	0- 0	0- 0		NEUTRAL		0- 0	0- 0	1- 0		
3- 8	0- 0	0- 2		NON-CONFERENCE		1- 0	0- 2	2- 4		
2- 3	0- 0	0- 0		HOME		1- 0	0- 1	1- 2		
0- 5	0- 0	0- 2		AWAY		0- 0	0- 1	0- 2		
1- 0	0- 0	0- 0		NEUTRAL		0- 0	0- 0	1- 0		
5- 6	0- 0	0- 0		CONFERENCE		0- 1	1- 0	4- 5		
3- 3	0- 0	0- 0		HOME		0- 0	1- 0	2- 3		
2- 3	0- 0	0- 0		AWAY		0- 1	0- 0	2- 2		
0- 0	0- 0	0- 0		NEUTRAL		0- 0	0- 0	0- 0		

RPI 1-25				RPI 26-50				RPI 51-100				RPI 101+				Team's RPI: 273	
RPI	S	Opponent	Score	RPI	S	Opponent	Score	RPI	S	Opponent	Score	RPI	S	Opponent	Score		
				26	A	Green Bay	37 72	74	A	South Dakota St.	57 76	116	A	Northern Colo.	61 75		
				32	A	Creighton	42 63	84	H	Harvard	81 72	117	H	UNI	50 66		
												141	H	IUPUI	71 68		
												212	H	North Dakota	63 73		
												223	A	South Dakota	57 50		
												223	H	South Dakota	52 73		
												232	N	Prairie View	61 56		
												240	A	Neb. Omaha	52 61		
												247	A	Boise St.	61 80		
												248	H	Western Ill.	83 85		
												250	H	Milwaukee	60 48		
												257	A	IPFW	58 65		
												257	H	IPFW	58 70		
												269	A	Oakland	60 59		
												269	H	Oakland	73 68		
												275	A	UMKC	60 62		
												275	H	UMKC	59 48		
												280	H	Drake	50 62		
LAST 12 Division I GAMES:																	
				257	H	IPFW	58 70	141	H	IUPUI	71 68						
				269	H	Oakland	73 68	269	A	Oakland	60 59						
				223	A	South Dakota	57 50	257	A	IPFW	58 65						
				275	A	UMKC	60 62	275	H	UMKC	59 48						
				240	A	Neb. Omaha	52 61	223	H	South Dakota	52 73						
				248	H	Western Ill.	83 85	74	A	South Dakota St.	57 76						

Non-Div I Games:	Mayville St.	111	75	Alas. Anchorage	47	73
------------------	--------------	-----	----	-----------------	----	----

North Dakota St.

Loss, Non-Conf, S Site, H Home A Away N Neutral

North Florida

Through Games Of Sunday, February 10, 2013

Average RPI Win:	279	WON-LOST	WINNING	LAST 10	STRENGTH OF	OPP. STRENGTH	TEAM	ADJ.	CONF.	ADJ CONF.
Average RPI Loss:	141	RECORD	PCT. RANK	GAMES	SCHEDULE	OF SCHEDULE	RPI	RPI	RPI	RPI
DIV. I ONLY	10- 13	201	4- 6	230	278	243	243	29	29	
DIV. I NON-CONF.	5- 7	210	1- 0	294	243	265	265	28	28	
TOTALS	RPI 1-25	RPI 26-50	W-L RECORDS	RPI 51-100	RPI 101-150	RPI 150+				
10- 13	0- 0	0- 1	OVERALL	1- 5	0- 3	9- 4				
8- 3	0- 0	0- 0	HOME	1- 1	0- 1	7- 1				
1- 10	0- 0	0- 1	AWAY	0- 4	0- 2	1- 3				
1- 0	0- 0	0- 0	NEUTRAL	0- 0	0- 0	1- 0				
5- 7	0- 0	0- 1	NON-CONFERENCE	0- 2	0- 1	5- 3				
4- 1	0- 0	0- 0	HOME	0- 0	0- 0	4- 1				
0- 6	0- 0	0- 1	AWAY	0- 2	0- 1	0- 2				
1- 0	0- 0	0- 0	NEUTRAL	0- 0	0- 0	1- 0				
5- 6	0- 0	0- 0	CONFERENCE	1- 3	0- 2	4- 1				
4- 2	0- 0	0- 0	HOME	1- 1	0- 1	3- 0				
1- 4	0- 0	0- 0	AWAY	0- 2	0- 1	1- 1				
0- 0	0- 0	0- 0	NEUTRAL	0- 0	0- 0	0- 0				

RPI S	Opponent	Score	RPI S	Opponent	Score	RPI S	Opponent	Score	RPI S	Opponent	Score	Team's RPI: 243
49	A Miami (FL)	24 77	60	A Florida	44 74	118	A FIU	44 63				
			62	A FGCU	42 53	134	A Mercer	49 51				
			62	H FGCU	50 66	134	H Mercer	43 56				
			68	A South Fla.	44 66	155	A UCF	41 53				
			100	A Stetson	57 71	218	H Northern Ky.	59 55				
			100	H Stetson	56 52	239	A East Tenn. St.	62 56				
						272	A USC Upstate	52 64				
						293	A Savannah St.	40 49				
						297	N Coastal Caro.	69 58				
						303	H Vermont	64 61				
						308	H Bethune-Cookman	56 55				
						316	H Jacksonville	66 63				
						328	H Kennesaw St.	52 49				
						332	H UMES	52 54				
						336	H Lipscomb	77 64				
						340	H Jacksonville St.	52 45				
LAST 12 Division I GAMES:												
134	A Mercer	49 51	134	H Mercer	43 56							
62	H FGCU	50 66	328	H Kennesaw St.	52 49							
100	H Stetson	56 52	62	A FGCU	42 53							
272	A USC Upstate	52 64	100	A Stetson	57 71							
239	A East Tenn. St.	62 56	218	H Northern Ky.	59 55							
316	H Jacksonville	66 63	336	H Lipscomb	77 64							

Non-Div I Games:

North Florida

Loss, Non-Conf, S Site, H Home A Away N Neutral

Average RPI Win:	202	WON-LOST	WINNING	LAST 10	STRENGTH OF	OPP. STRENGTH	TEAM	ADJ.	CONF.	ADJ CONF.
Average RPI Loss:	127	RECORD	PCT. RANK	GAMES	SCHEDULE	OF SCHEDULE	RPI	RPI	RPI	RPI
DIV. I ONLY	9- 15	243	5- 5	91	153	189	189	12	12	
DIV. I NON-CONF.	1- 8	319	0- 0	134	182	295	295	13	13	
TOTALS	RPI 1-25	RPI 26-50	W-L RECORDS	RPI 51-100	RPI 101-150	RPI 150+				
9- 15	0- 1	0- 0	OVERALL	1- 7	2- 3	6- 4				
4- 7	0- 0	0- 0	HOME	0- 3	0- 2	4- 2				
4- 8	0- 1	0- 0	AWAY	1- 4	2- 1	1- 2				
1- 0	0- 0	0- 0	NEUTRAL	0- 0	0- 0	1- 0				
1- 8	0- 1	0- 0	NON-CONFERENCE	0- 2	0- 2	1- 3				
0- 3	0- 0	0- 0	HOME	0- 0	0- 1	0- 2				
0- 5	0- 1	0- 0	AWAY	0- 2	0- 1	0- 1				
1- 0	0- 0	0- 0	NEUTRAL	0- 0	0- 0	1- 0				
8- 7	0- 0	0- 0	CONFERENCE	1- 5	2- 1	5- 1				
4- 4	0- 0	0- 0	HOME	0- 3	0- 1	4- 0				
4- 3	0- 0	0- 0	AWAY	1- 2	2- 0	1- 1				
0- 0	0- 0	0- 0	NEUTRAL	0- 0	0- 0	0- 0				

RPI 1-25				RPI 26-50				RPI 51-100				RPI 101+ Team's RPI: 189			
RPI	S	Opponent	Score	RPI	S	Opponent	Score	RPI	S	Opponent	Score	RPI	S	Opponent	Score
22	A	Oklahoma	68 71					53	A	SMU	63 67	111	H	Arizona	66 71
								55	A	Middle Tenn.	64 66	118	A	FIU	70 68
								55	H	Middle Tenn.	47 60	118	H	FIU	63 72
								88	A	Western Ky.	80 82	133	A	Alabama	83 88
								88	H	Western Ky.	62 76	139	A	Arkansas St.	64 62
								91	A	Tulane	62 73	175	H	South Ala.	67 47
								93	A	UALR	68 65	192	A	Fla. Atlantic	67 79
								93	H	UALR	48 52	209	A	New Mexico	59 81
												217	N	St. Bonaventure	72 71
												221	H	La.-Monroe	79 51
												284	A	La.-Lafayette	64 46
												284	H	La.-Lafayette	71 59
												286	H	Texas St.	83 88
												290	H	Troy	87 71
												305	H	Texas-Arlington	50 59
LAST 12 Division I GAMES:															
118	H	FIU	63 72	192	A	Fla. Atlantic	67 79								
88	H	Western Ky.	62 76	118	A	FIU	70 68								
139	A	Arkansas St.	64 62	175	H	South Ala.	67 47								
284	A	La.-Lafayette	64 46	93	A	UALR	68 65								
93	H	UALR	48 52	221	H	La.-Monroe	79 51								
55	H	Middle Tenn.	47 60	290	H	Troy	87 71								

Non-Div I Games:

North Texas

■ Loss,
 ■ Non-Conf,
 ■ S Site,
 ■ H Home
 ■ A Away
 N Neutral

Northeastern

Average RPI Win:	229	WON-LOST	WINNING	LAST 10	STRENGTH OF	OPP. STRENGTH	TEAM	ADJ.	CONF.	ADJ CONF.
Average RPI Loss:	92	RECORD	PCT. RANK	GAMES	SCHEDULE	OF SCHEDULE	RPI	RPI	RPI	RPI
DIV. I ONLY	13- 8	99	6- 4	168	130	106	106	14	14	
DIV. I NON-CONF.	7- 4	103	1- 1	248	135	132	132	15	15	

TOTALS	RPI 1-25	RPI 26-50	W-L RECORDS	RPI 51-100	RPI 101-150	RPI 150+
13- 8	0- 2	0- 0	OVERALL	1- 3	1- 2	11- 1
8- 2	0- 1	0- 0	HOME	1- 1	0- 0	7- 0
5- 5	0- 1	0- 0	AWAY	0- 1	1- 2	4- 1
0- 1	0- 0	0- 0	NEUTRAL	0- 1	0- 0	0- 0
7- 4	0- 0	0- 0	NON-CONFERENCE	1- 1	0- 2	6- 1
5- 0	0- 0	0- 0	HOME	1- 0	0- 0	4- 0
2- 3	0- 0	0- 0	AWAY	0- 0	0- 2	2- 1
0- 1	0- 0	0- 0	NEUTRAL	0- 1	0- 0	0- 0
6- 4	0- 2	0- 0	CONFERENCE	0- 2	1- 0	5- 0
3- 2	0- 1	0- 0	HOME	0- 1	0- 0	3- 0
3- 2	0- 1	0- 0	AWAY	0- 1	1- 0	2- 0
0- 0	0- 0	0- 0	NEUTRAL	0- 0	0- 0	0- 0

RPI S Opponent	Score	RPI S Opponent	Score	RPI S Opponent	Score	RPI S Opponent	Score	Team's RPI: 106
21 A Delaware	50 77			58 N Quinnipiac	72 83	112 A Temple	59 63	
21 H Delaware	51 76			63 H Boston U.	73 62	118 A FIU	56 66	
				76 H Drexel	73 85	128 A Hofstra	59 57	
				99 A James Madison	65 68	162 H Holy Cross	70 48	
						183 H Dartmouth	80 45	
						203 A La Salle	76 45	
						227 A Eastern Mich.	47 50	
						229 A Georgia St.	68 55	
						268 A George Mason	60 51	
						268 H George Mason	69 63	
						287 H Rhode Island	94 53	
						289 H Massachusetts	78 51	
						295 A NJIT	59 45	
						296 H Towson	59 56	
						306 H William & Mary	71 69	
LAST 12 Division I GAMES:								
128 A Hofstra	59 57	21 H Delaware	51 76	58 N Quinnipiac	72 83			
296 H Towson	59 56	99 A James Madison	65 68					
21 A Delaware	50 77	306 H William & Mary	71 69					
76 H Drexel	73 85	268 H George Mason	69 63					
268 A George Mason	60 51	287 H Rhode Island	94 53					
229 A Georgia St.	68 55	58 N Quinnipiac	72 83					

Non-Div I Games:

Northeastern

■ Loss,
 ■ Non-Conf, S Site,
 ■ Home
 ■ Away
 N Neutral

Average RPI Win:	229	WON-LOST	WINNING	LAST 10	STRENGTH OF	OPP. STRENGTH	TEAM	ADJ.	CONF.	ADJ CONF.
Average RPI Loss:	178	RECORD	PCT. RANK	GAMES	SCHEDULE	OF SCHEDULE	RPI	RPI	RPI	RPI
DIV. I ONLY	6- 16	299	4- 6	207	251	282	282	15	15	
DIV. I NON-CONF.	1- 8	319	0- 0	240	317	323	323	14	14	
TOTALS	RPI 1-25	RPI 26-50	W-L RECORDS	RPI 51-100	RPI 101-150	RPI 150+				
6- 16	0- 1	0- 0	OVERALL	0- 1	2- 4	4- 10				
3- 6	0- 0	0- 0	HOME	0- 0	1- 1	2- 5				
3- 10	0- 1	0- 0	AWAY	0- 1	1- 3	2- 5				
0- 0	0- 0	0- 0	NEUTRAL	0- 0	0- 0	0- 0				
1- 8	0- 1	0- 0	NON-CONFERENCE	0- 0	0- 0	1- 7				
0- 4	0- 0	0- 0	HOME	0- 0	0- 0	0- 4				
1- 4	0- 1	0- 0	AWAY	0- 0	0- 0	1- 3				
0- 0	0- 0	0- 0	NEUTRAL	0- 0	0- 0	0- 0				
5- 8	0- 0	0- 0	CONFERENCE	0- 1	2- 4	3- 3				
3- 2	0- 0	0- 0	HOME	0- 0	1- 1	2- 1				
2- 6	0- 0	0- 0	AWAY	0- 1	1- 3	1- 2				
0- 0	0- 0	0- 0	NEUTRAL	0- 0	0- 0	0- 0				

RPI S	Opponent	Score	RPI S	Opponent	Score	RPI S	Opponent	Score	RPI S	Opponent	Score	Team's RPI: 282
25	A Nebraska	55 77				79	A Montana	71 79	109	A Eastern Wash.	62 58	
									109	H Eastern Wash.	83 68	
									113	A Montana St.	52 69	
									116	A Northern Colo.	54 69	
									144	A Sacramento St.	67 73	
									148	H Idaho St.	48 52	
									158	H Bradley	83 95	
									185	A UC Riverside	43 71	
									195	A Portland St.	61 66	
									195	H Portland St.	59 60	
									209	A New Mexico	57 68	
									212	A North Dakota	50 70	
									240	A Neb. Omaha	75 79	
									244	H Western Mich.	67 78	
									267	A Southern Utah	71 61	
									267	H Southern Utah	76 74	
									276	H CSU Bakersfield	68 71	
									291	A Cal St. Fullerton	55 54	
									307	H Utah Valley	44 62	
									329	H Weber St.	76 55	
LAST 12 Division I GAMES:												
109	A Eastern Wash.	62 58	148	H Idaho St.	48 52							
195	A Portland St.	61 66	329	H Weber St.	76 55							
267	H Southern Utah	76 74	195	H Portland St.	59 60							
144	A Sacramento St.	67 73	109	H Eastern Wash.	83 68							
212	A North Dakota	50 70	267	A Southern Utah	71 61							
116	A Northern Colo.	54 69	113	A Montana St.	52 69							

Non-Div I Games:

Northern Ariz.

Average RPI Win:	215	WON-LOST	WINNING	LAST 10	STRENGTH OF	OPP. STRENGTH	TEAM	ADJ.	CONF.	ADJ CONF.
Average RPI Loss:	118	RECORD	PCT. RANK	GAMES	SCHEDULE	OF SCHEDULE	RPI	RPI	RPI	RPI
DIV. I ONLY	12- 9	126	7- 3	194	142	116	116	15	15	
DIV. I NON-CONF.	2- 6	287	0- 0	213	106	274	274	14	14	
TOTALS	RPI 1-25	RPI 26-50	W-L RECORDS	RPI 51-100	RPI 101-150	RPI 150+				
12- 9	0- 0	0- 1	OVERALL	1- 3	4- 3	7- 2				
9- 0	0- 0	0- 0	HOME	1- 0	3- 0	5- 0				
3- 9	0- 0	0- 1	AWAY	0- 3	1- 3	2- 2				
0- 0	0- 0	0- 0	NEUTRAL	0- 0	0- 0	0- 0				
2- 6	0- 0	0- 1	NON-CONFERENCE	0- 2	0- 1	2- 2				
2- 0	0- 0	0- 0	HOME	0- 0	0- 0	2- 0				
0- 6	0- 0	0- 1	AWAY	0- 2	0- 1	0- 2				
0- 0	0- 0	0- 0	NEUTRAL	0- 0	0- 0	0- 0				
10- 3	0- 0	0- 0	CONFERENCE	1- 1	4- 2	5- 0				
7- 0	0- 0	0- 0	HOME	1- 0	3- 0	3- 0				
3- 3	0- 0	0- 0	AWAY	0- 1	1- 2	2- 0				
0- 0	0- 0	0- 0	NEUTRAL	0- 0	0- 0	0- 0				

RPI S	Opponent	Score	RPI S	Opponent	Score	RPI S	Opponent	Score	RPI S	Opponent	Score	Team's RPI: 116
37	A Texas Tech	41 68	78	A Wichita St.	35 51	102	A Utah	55 62				
			79	A Montana	42 56	109	A Eastern Wash.	38 63				
			79	H Montana	54 41	113	A Montana St.	58 65				
			86	A San Diego	44 78	113	H Montana St.	62 51				
						144	H Sacramento St.	79 63				
						148	A Idaho St.	50 49				
						148	H Idaho St.	71 63				
						195	A Portland St.	67 42				
						212	H North Dakota	53 41				
						216	A Denver	46 57				
						238	A Colorado St.	43 56				
						273	H North Dakota St.	75 61				
						282	H Northern Ariz.	69 54				
						323	H Air Force	68 44				
						329	A Weber St.	65 47				
						329	H Weber St.	69 48				
LAST 12 Division I GAMES:												
113	H Montana St.	62 51	109	A Eastern Wash.	38 63							
79	H Montana	54 41	195	A Portland St.	67 42							
329	A Weber St.	65 47	79	A Montana	42 56							
148	A Idaho St.	50 49	113	A Montana St.	58 65							
144	H Sacramento St.	79 63	148	H Idaho St.	71 63							
282	H Northern Ariz.	69 54	329	H Weber St.	69 48							

Non-Div I Games: Johnson & Wales (CC102 33

Northern Colo.

Average RPI Win:	248	WON-LOST	WINNING	LAST 10	STRENGTH OF	OPP. STRENGTH	TEAM	ADJ.	CONF.	ADJ CONF.
Average RPI Loss:	153	RECORD	PCT. RANK	GAMES	SCHEDULE	OF SCHEDULE	RPI	RPI	RPI	RPI
DIV. I ONLY	7- 16	283	2- 8	231	167	265	265	18	18	
DIV. I NON-CONF.	5- 8	221	1- 1	199	162	206	206	16	16	
TOTALS	RPI 1-25	RPI 26-50	W-L RECORDS	RPI 51-100	RPI 101-150	RPI 150+				
7- 16	0- 0	0- 3	OVERALL	1- 2	1- 3	5- 8				
2- 6	0- 0	0- 1	HOME	0- 1	1- 2	1- 2				
3- 9	0- 0	0- 2	AWAY	0- 1	0- 1	3- 5				
2- 1	0- 0	0- 0	NEUTRAL	1- 0	0- 0	1- 1				
5- 8	0- 0	0- 2	NON-CONFERENCE	1- 1	1- 1	3- 4				
2- 1	0- 0	0- 0	HOME	0- 1	1- 0	1- 0				
1- 6	0- 0	0- 2	AWAY	0- 0	0- 1	1- 3				
2- 1	0- 0	0- 0	NEUTRAL	1- 0	0- 0	1- 1				
2- 8	0- 0	0- 1	CONFERENCE	0- 1	0- 2	2- 4				
0- 5	0- 0	0- 1	HOME	0- 0	0- 2	0- 2				
2- 3	0- 0	0- 0	AWAY	0- 1	0- 0	2- 2				
0- 0	0- 0	0- 0	NEUTRAL	0- 0	0- 0	0- 0				

RPI S	Opponent	Score	RPI S	Opponent	Score	RPI S	Opponent	Score	RPI S	Opponent	Score	Team's RPI: 265
28	A DePaul	46 68	69	A Central Mich.	56 83	120	H Eastern Ill.	48 38				
33	A Iowa	40 63	74	H South Dakota St.	58 59	121	A Indiana St.	52 58				
39	H Toledo	42 44	77	N Davidson	64 61	130	H Akron	52 63				
						150	H Miami (OH)	51 65				
						158	A Bradley	58 67				
						211	H Ball St.	51 57				
						213	A Valparaiso	49 54				
						222	N Xavier	54 66				
						227	A Eastern Mich.	62 67				
						244	H Western Mich.	51 54				
						254	A Buffalo	53 60				
						255	H Loyola Chicago	67 63				
						279	A Ill.-Chicago	61 66				
						299	A Morehead St.	76 46				
						312	A Ohio	73 52				
						335	N Norfolk St.	69 38				
						337	A Kent St.	52 47				
LAST 12 Division I GAMES:												
337	A Kent St.	52 47	69	A Central Mich.	56 83							
312	A Ohio	73 52	130	H Akron	52 63							
150	H Miami (OH)	51 65	211	H Ball St.	51 57							
227	A Eastern Mich.	62 67	254	A Buffalo	53 60							
39	H Toledo	42 44	213	A Valparaiso	49 54							
244	H Western Mich.	51 54	335	N Norfolk St.	69 38							

Non-Div I Games:

Northern Ill.

■ Loss,
 ■ Non-Conf,
 ■ S Site,
 ■ H Home
 ■ A Away
 N Neutral

Average RPI Win:	261	WON-LOST	WINNING	LAST 10	STRENGTH OF	OPP. STRENGTH	TEAM	ADJ.	CONF.	ADJ CONF.
Average RPI Loss:	161	RECORD	PCT. RANK	GAMES	SCHEDULE	OF SCHEDULE	RPI	RPI	RPI	RPI
DIV. I ONLY	10- 11	181	7- 3	281	259	218	218	31	31	
DIV. I NON-CONF.	10- 11	177	7- 5	268	286	212	212	32	32	
TOTALS	RPI 1-25	RPI 26-50	W-L RECORDS	RPI 51-100	RPI 101-150	RPI 150+				
10- 11	0- 0	0- 0	OVERALL	1- 3	0- 4	9- 4				
6- 2	0- 0	0- 0	HOME	1- 0	0- 2	5- 0				
4- 9	0- 0	0- 0	AWAY	0- 3	0- 2	4- 4				
0- 0	0- 0	0- 0	NEUTRAL	0- 0	0- 0	0- 0				
10- 11	0- 0	0- 0	NON-CONFERENCE	1- 3	0- 4	9- 4				
6- 2	0- 0	0- 0	HOME	1- 0	0- 2	5- 0				
4- 9	0- 0	0- 0	AWAY	0- 3	0- 2	4- 4				
0- 0	0- 0	0- 0	NEUTRAL	0- 0	0- 0	0- 0				
0- 0	0- 0	0- 0	CONFERENCE	0- 0	0- 0	0- 0				
0- 0	0- 0	0- 0	HOME	0- 0	0- 0	0- 0				
0- 0	0- 0	0- 0	AWAY	0- 0	0- 0	0- 0				
0- 0	0- 0	0- 0	NEUTRAL	0- 0	0- 0	0- 0				

RPI S	Opponent	Score	RPI S	Opponent	Score	RPI S	Opponent	Score	RPI S	Opponent	Score	Team's RPI: 218
						62	A FGCU	50 79	110	H Butler	56 66	
						70	H Youngstown St.	66 64	134	H Mercer	67 77	
						88	A Western Ky.	53 65	135	A Missouri St.	67 70	
						100	A Stetson	39 62	150	A Miami (OH)	52 63	
									173	A Cincinnati	31 49	
									211	A Ball St.	69 67	
									239	A East Tenn. St.	77 76	
									239	H East Tenn. St.	68 55	
									243	A North Florida	55 59	
									255	A Loyola Chicago	65 77	
									272	A USC Upstate	81 61	
									272	H USC Upstate	70 62	
									302	H UNC Wilmington	71 55	
									316	A Jacksonville	60 65	
									328	H Kennesaw St.	65 49	
									336	A Lipscomb	75 58	
									336	H Lipscomb	66 33	
LAST 12 Division I GAMES:												
336	A Lipscomb	75 58	62	A FGCU	50 79	336	H Lipscomb	66 33	239	H East Tenn. St.	68 55	
239	A East Tenn. St.	77 76	336	H Lipscomb	66 33	272	H USC Upstate	70 62	243	A North Florida	55 59	
272	A USC Upstate	81 61	239	H East Tenn. St.	68 55	316	A Jacksonville	60 65				
134	H Mercer	67 77	272	H USC Upstate	70 62							
328	H Kennesaw St.	65 49	243	A North Florida	55 59							
100	A Stetson	39 62	316	A Jacksonville	60 65							

Non-Div I Games:

Northern Ky.

■ Loss,
■ Non-Conf,
■ S Site,
■ H Home
■ A Away
N Neutral

Northwestern

Average RPI Win: 163

WON-LOST

WINNING

LAST 10

Through Games Of Sunday, February 10, 2013

STRENGTH OF

OPP. STRENGTH

TEAM

ADJ.

CONF.

ADJ CONF.

Average RPI Loss: 58

RECORD

PCT. RANK

GAMES

SCHEDULE

OF SCHEDULE

RPI

RPI

RPI

RPI

DIV. I ONLY

11- 13

186

3- 7

45

27

107

107

2

2

DIV. I NON-CONF.

8- 5

115

1- 0

136

45

113

113

2

2

TOTALS

RPI 1-25

RPI 26-50

W-L RECORDS

RPI 51-100

RPI 101-150

RPI 150+

11- 13

0- 4

1- 3

OVERALL

2- 4

2- 1

6- 1

7- 7

0- 2

0- 2

HOME

1- 3

1- 0

5- 0

3- 6

0- 2

1- 1

AWAY

1- 1

1- 1

0- 1

1- 0

0- 0

0- 0

NEUTRAL

0- 0

0- 0

1- 0

8- 5

0- 1

0- 1

NON-CONFERENCE

1- 2

2- 1

5- 0

6- 2

0- 1

0- 0

HOME

1- 1

1- 0

4- 0

1- 3

0- 0

0- 1

AWAY

0- 1

1- 1

0- 0

1- 0

0- 0

0- 0

NEUTRAL

0- 0

0- 0

1- 0

3- 8

0- 3

1- 2

CONFERENCE

1- 2

0- 0

1- 1

1- 5

0- 1

0- 2

HOME

0- 2

0- 0

1- 0

2- 3

0- 2

1- 0

AWAY

1- 0

0- 0

0- 1

0- 0

0- 0

0- 0

NEUTRAL

0- 0

0- 0

0- 0

RPI 1-25

RPI 26-50

RPI 51-100

RPI 101+

Team's RPI: 107

RPI	S	Opponent	Score
5	A	Penn St.	69 73
6	H	California	65 71
13	A	Purdue	73 77
25	H	Nebraska	50 55

RPI	S	Opponent	Score
28	A	DePaul	61 89
29	H	Michigan	53 67
30	H	Michigan St.	62 67
33	A	Iowa	67 65

RPI	S	Opponent	Score
54	A	Illinois	62 58
54	H	Illinois	47 65
69	H	Central Mich.	82 72
72	H	Ohio St.	52 59
85	A	Illinois St.	46 64
97	H	Bowling Green	37 60

RPI	S	Opponent	Score
105	A	Boston College	67 63
128	A	Hofstra	54 63
145	H	Howard	61 45
161	H	UT Martin	79 69
184	A	Indiana	64 68
184	H	Indiana	53 39
199	H	Yale	83 75
246	N	Ole Miss	73 69
255	H	Loyola Chicago	80 53
338	H	Chicago St.	82 38

LAST 12 Division I GAMES:

72	H	Ohio St.	52 59	54	A	Illinois	62 58
25	H	Nebraska	50 55	29	H	Michigan	53 67
33	A	Iowa	67 65	54	H	Illinois	47 65
30	H	Michigan St.	62 67	184	A	Indiana	64 68
184	H	Indiana	53 39	5	A	Penn St.	69 73
13	A	Purdue	73 77	338	H	Chicago St.	82 38

Non-Div I Games:

Northwestern

Loss, Non-Conf, S Site, H Home A Away N Neutral

Average RPI Win:	254	WON-LOST	WINNING	LAST 10	STRENGTH OF	OPP. STRENGTH	TEAM	ADJ.	CONF.	ADJ CONF.
Average RPI Loss:	161	RECORD	PCT. RANK	GAMES	SCHEDULE	OF SCHEDULE	RPI	RPI	RPI	RPI
DIV. I ONLY	8- 13	235	4- 6	252	309	274	274	21	21	
DIV. I NON-CONF.	3- 6	241	0- 0	324	292	294	294	20	20	
TOTALS	RPI 1-25	RPI 26-50	W-L RECORDS	RPI 51-100	RPI 101-150	RPI 150+				
8- 13	0- 1	0- 0	OVERALL	0- 1	1- 4	7- 7				
6- 3	0- 0	0- 0	HOME	0- 0	1- 1	5- 2				
1- 10	0- 1	0- 0	AWAY	0- 1	0- 3	1- 5				
1- 0	0- 0	0- 0	NEUTRAL	0- 0	0- 0	1- 0				
3- 6	0- 1	0- 0	NON-CONFERENCE	0- 1	0- 0	3- 4				
1- 1	0- 0	0- 0	HOME	0- 0	0- 0	1- 1				
1- 5	0- 1	0- 0	AWAY	0- 1	0- 0	1- 3				
1- 0	0- 0	0- 0	NEUTRAL	0- 0	0- 0	1- 0				
5- 7	0- 0	0- 0	CONFERENCE	0- 0	1- 4	4- 3				
5- 2	0- 0	0- 0	HOME	0- 0	1- 1	4- 1				
0- 5	0- 0	0- 0	AWAY	0- 0	0- 3	0- 2				
0- 0	0- 0	0- 0	NEUTRAL	0- 0	0- 0	0- 0				

RPI 1-25				RPI 26-50				RPI 51-100				RPI 101+ Team's RPI: 274			
RPI	S	Opponent	Score	RPI	S	Opponent	Score	RPI	S	Opponent	Score	RPI	S	Opponent	Score
22	A	Oklahoma	35 96					73	A	Arkansas	41 80	119	A	Lamar	34 53
												119	H	Lamar	68 71
												132	A	Sam Houston St.	61 72
												143	A	Oral Roberts	55 66
												143	H	Oral Roberts	67 63
												172	A	Mississippi St.	49 65
												176	H	Nicholls St.	64 55
												181	A	Houston	51 67
												191	A	McNeese St.	54 80
												191	H	McNeese St.	64 62
												230	H	Stephen F. Austin	50 57
												232	H	Prairie View	31 63
												236	A	Central Ark.	44 60
												236	H	Central Ark.	52 47
												246	A	Ole Miss	51 67
												288	H	Southeastern La.	64 55
												311	N	Tex.-Pan American	63 53
												339	H	Alcorn	55 50
												344	A	New Orleans	53 52
LAST 12 Division I GAMES:															
236	H	Central Ark.	52 47	176	H	Nicholls St.	64 55								
143	H	Oral Roberts	67 63	236	A	Central Ark.	44 60								
191	A	McNeese St.	54 80	143	A	Oral Roberts	55 66								
119	A	Lamar	34 53	132	A	Sam Houston St.	61 72								
230	H	Stephen F. Austin	50 57	119	H	Lamar	68 71								
288	H	Southeastern La.	64 55	191	H	McNeese St.	64 62								

Non-Div I Games: Wiley 65 57

Northwestern St.

■ Loss,
 ■ Non-Conf, S Site,
 ■ Home
 ■ Away
 N Neutral

Average RPI Win:	103	WON-LOST	WINNING	LAST 10	STRENGTH OF	OPP. STRENGTH	TEAM	ADJ.	CONF.	ADJ CONF.
Average RPI Loss:	1	RECORD	PCT. RANK	GAMES	SCHEDULE	OF SCHEDULE	RPI	RPI	RPI	RPI
DIV. I ONLY	22- 1	1	10- 0	18	2	4	4	3	3	
DIV. I NON-CONF.	12- 1	4	2- 0	11	3	4	4	3	3	
TOTALS	RPI 1-25	RPI 26-50	W-L RECORDS	RPI 51-100	RPI 101-150	RPI 150+				
22- 1	6- 1	1- 0	OVERALL	6- 0	2- 0	7- 0				
10- 1	1- 1	1- 0	HOME	2- 0	2- 0	4- 0				
8- 0	4- 0	0- 0	AWAY	2- 0	0- 0	2- 0				
4- 0	1- 0	0- 0	NEUTRAL	2- 0	0- 0	1- 0				
12- 1	4- 1	0- 0	NON-CONFERENCE	3- 0	2- 0	3- 0				
5- 1	1- 1	0- 0	HOME	0- 0	2- 0	2- 0				
3- 0	2- 0	0- 0	AWAY	1- 0	0- 0	0- 0				
4- 0	1- 0	0- 0	NEUTRAL	2- 0	0- 0	1- 0				
10- 0	2- 0	1- 0	CONFERENCE	3- 0	0- 0	4- 0				
5- 0	0- 0	1- 0	HOME	2- 0	0- 0	2- 0				
5- 0	2- 0	0- 0	AWAY	1- 0	0- 0	2- 0				
0- 0	0- 0	0- 0	NEUTRAL	0- 0	0- 0	0- 0				

RPI	S	Opponent	Score	RPI	S	Opponent	Score	RPI	S	Opponent	Score	RPI	S	Opponent	Score
1	H	Baylor	61 73	38	H	Georgetown	79 64	51	H	St. John's (NY)	74 50	126	H	Saint Francis (PA)	128 55
2	A	Connecticut	73 72					52	H	Rutgers	71 46	134	H	Mercer	93 36
7	A	Tennessee	77 67					65	N	Kansas St.	87 57	156	H	Utah St.	109 70
9	N	Texas A&M	83 74					68	A	South Fla.	75 71	169	H	Providence	89 44
12	A	UCLA	76 64					69	A	Central Mich.	72 63	173	H	Cincinnati	64 42
13	H	Purdue	74 47					72	N	Ohio St.	57 51	215	A	Pittsburgh	73 47
19	A	Villanova	59 52									219	A	Seton Hall	69 49
												289	H	Massachusetts	94 50
												310	N	Alabama A&M	100 39
LAST 12 Division I GAMES:															
219	A	Seton Hall	69 49	51	H	St. John's (NY)	74 50								
19	A	Villanova	59 52	38	H	Georgetown	79 64								
173	H	Cincinnati	64 42	52	H	Rutgers	71 46								
7	A	Tennessee	77 67	68	A	South Fla.	75 71								
169	H	Providence	89 44	2	A	Connecticut	73 72								
215	A	Pittsburgh	73 47	126	H	Saint Francis (PA)	128 55								

Non-Div I Games:

Notre Dame

Average RPI Win:	216	WON-LOST	WINNING	LAST 10	STRENGTH OF	OPP. STRENGTH	TEAM	ADJ.	CONF.	ADJ CONF.
Average RPI Loss:	184	RECORD	PCT. RANK	GAMES	SCHEDULE	OF SCHEDULE	RPI	RPI	RPI	RPI
DIV. I ONLY	6- 15	295	2- 8	153	215	269	269	22	22	
DIV. I NON-CONF.	4- 8	241	0- 2	115	217	228	228	21	21	
TOTALS	RPI 1-25	RPI 26-50	W-L RECORDS	RPI 51-100	RPI 101-150	RPI 150+				
6- 15	0- 2	0- 1	OVERALL	0- 2	2- 0	4- 10				
4- 7	0- 1	0- 1	HOME	0- 1	2- 0	2- 4				
2- 8	0- 1	0- 0	AWAY	0- 1	0- 0	2- 6				
0- 0	0- 0	0- 0	NEUTRAL	0- 0	0- 0	0- 0				
4- 8	0- 2	0- 1	NON-CONFERENCE	0- 0	1- 0	3- 5				
3- 4	0- 1	0- 1	HOME	0- 0	1- 0	2- 2				
1- 4	0- 1	0- 0	AWAY	0- 0	0- 0	1- 3				
0- 0	0- 0	0- 0	NEUTRAL	0- 0	0- 0	0- 0				
2- 7	0- 0	0- 0	CONFERENCE	0- 2	1- 0	1- 5				
1- 3	0- 0	0- 0	HOME	0- 1	1- 0	0- 2				
1- 4	0- 0	0- 0	AWAY	0- 1	0- 0	1- 3				
0- 0	0- 0	0- 0	NEUTRAL	0- 0	0- 0	0- 0				

RPI 1-25				RPI 26-50				RPI 51-100				RPI 101+ Team's RPI: 269			
RPI	S	Opponent	Score	RPI	S	Opponent	Score	RPI	S	Opponent	Score	RPI	S	Opponent	Score
2	A	Connecticut	25 97	30	H	Michigan St.	43 75	74	A	South Dakota St.	48 83	101	H	American	70 60
13	H	Purdue	46 77					74	H	South Dakota St.	43 64	141	H	IUPUI	68 59
												223	A	South Dakota	49 64
												240	A	Neb. Omaha	41 59
												240	H	Neb. Omaha	63 67
												241	A	Niagara	59 70
												244	H	Western Mich.	73 70
												248	H	Western Ill.	73 81
												254	H	Buffalo	59 61
												257	A	IPFW	55 57
												266	A	Canisius	52 51
												268	H	George Mason	62 58
												273	A	North Dakota St.	68 73
												273	H	North Dakota St.	59 60
												275	A	UMKC	55 46
												324	A	Manhattan	43 47
LAST 12 Division I GAMES:															
74	A	South Dakota St.	48 83	273	H	North Dakota St.	59 60								
273	A	North Dakota St.	68 73	74	H	South Dakota St.	43 64								
240	H	Neb. Omaha	63 67	240	A	Neb. Omaha	41 59								
257	A	IPFW	55 57	141	H	IUPUI	68 59								
223	A	South Dakota	49 64	248	H	Western Ill.	73 81								
275	A	UMKC	55 46	2	A	Connecticut	25 97								

Non-Div I Games: Mich.-Dearborn 78 53 Rochester College 65 34

Oakland

■ Loss,
■ Non-Conf, S Site,
■ Home
■ Away
N Neutral

Average RPI Win: 236	WON-LOST	WINNING	LAST 10	STRENGTH OF	OPP. STRENGTH	TEAM	ADJ.	CONF.	ADJ CONF.
Average RPI Loss: 186	RECORD	PCT. RANK	GAMES	SCHEDULE	OF SCHEDULE	RPI	RPI	RPI	RPI
DIV. I ONLY	5- 17	312	0- 10	285	190	312	312	18	18
DIV. I NON-CONF.	5- 7	210	1- 1	299	218	268	268	16	16

TOTALS	RPI 1-25	RPI 26-50	W-L RECORDS	RPI 51-100	RPI 101-150	RPI 150+			
5- 17	0- 0	0- 2	OVERALL	0- 3	0- 3	5- 9			
3- 8	0- 0	0- 1	HOME	0- 2	0- 2	3- 3			
2- 8	0- 0	0- 1	AWAY	0- 1	0- 1	2- 5			
0- 1	0- 0	0- 0	NEUTRAL	0- 0	0- 0	0- 1			
5- 7	0- 0	0- 1	NON-CONFERENCE	0- 1	0- 1	5- 4			
3- 3	0- 0	0- 1	HOME	0- 0	0- 1	3- 1			
2- 3	0- 0	0- 0	AWAY	0- 1	0- 0	2- 2			
0- 1	0- 0	0- 0	NEUTRAL	0- 0	0- 0	0- 1			
0- 10	0- 0	0- 1	CONFERENCE	0- 2	0- 2	0- 5			
0- 5	0- 0	0- 0	HOME	0- 2	0- 1	0- 2			
0- 5	0- 0	0- 1	AWAY	0- 0	0- 1	0- 3			
0- 0	0- 0	0- 0	NEUTRAL	0- 0	0- 0	0- 0			

RPI 1-25				RPI 26-50				RPI 51-100				RPI 101+				Team's RPI: 312
RPI	S	Opponent	Score	RPI	S	Opponent	Score	RPI	S	Opponent	Score	RPI	S	Opponent	Score	
				31	H	Duquesne	55 62	69	H	Central Mich.	48 77	103	H	Detroit	53 65	
				39	A	Toledo	42 61	71	A	Minnesota	40 85	130	H	Akron	54 81	
								97	H	Bowling Green	41 67	150	A	Miami (OH)	56 78	
												186	H	Eastern Ky.	69 58	
												211	A	Ball St.	46 77	
												222	A	Xavier	68 62	
												226	H	Cleveland St.	63 56	
												227	A	Eastern Mich.	57 64	
												245	N	UNLV	51 60	
												249	A	Marshall	55 48	
												254	A	Buffalo	36 73	
												265	H	Northern Ill.	52 73	
												289	H	Massachusetts	61 65	
												299	H	Morehead St.	79 72	
												324	A	Manhattan	49 58	
												326	A	LIU Brooklyn	54 63	
												337	H	Kent St.	55 57	
LAST 12 Division I GAMES:																
				227	A	Eastern Mich.	57 64	97	H	Bowling Green	41 67					
				265	H	Northern Ill.	52 73	150	A	Miami (OH)	56 78					
				337	H	Kent St.	55 57	254	A	Buffalo	36 73					
				39	A	Toledo	42 61	130	H	Akron	54 81					
				211	A	Ball St.	46 77	222	A	Xavier	68 62					
				69	H	Central Mich.	48 77	326	A	LIU Brooklyn	54 63					

Non-Div I Games:

Ohio

Through Games of Sunday, February 10, 1918									
Average RPI Win: 160	WON-LOST	WINNING	LAST 10	STRENGTH OF	OPP. STRENGTH	TEAM	ADJ.	CONF.	ADJ CONF.
Average RPI Loss: 44	RECORD	PCT. RANK	GAMES	SCHEDULE	OF SCHEDULE	RPI	RPI	RPI	RPI
DIV. I ONLY	14- 10	122	4- 6	44	35	72	72	2	2
DIV. I NON-CONF.	10- 3	50	1- 0	58	88	36	36	2	2

TOTALS	RPI 1-25	RPI 26-50	W-L RECORDS	RPI 51-100	RPI 101-150	RPI 150+			
14- 10	0- 5	1- 1	OVERALL	1- 3	3- 1	9- 0			
11- 3	0- 2	0- 0	HOME	1- 1	2- 0	8- 0			
3- 6	0- 2	1- 1	AWAY	0- 2	1- 1	1- 0			
0- 1	0- 1	0- 0	NEUTRAL	0- 0	0- 0	0- 0			
10- 3	0- 2	1- 0	NON-CONFERENCE	0- 0	2- 1	7- 0			
9- 0	0- 0	0- 0	HOME	0- 0	2- 0	7- 0			
1- 2	0- 1	1- 0	AWAY	0- 0	0- 1	0- 0			
0- 1	0- 1	0- 0	NEUTRAL	0- 0	0- 0	0- 0			
4- 7	0- 3	0- 1	CONFERENCE	1- 3	1- 0	2- 0			
2- 3	0- 2	0- 0	HOME	1- 1	0- 0	1- 0			
2- 4	0- 1	0- 1	AWAY	0- 2	1- 0	1- 0			
0- 0	0- 0	0- 0	NEUTRAL	0- 0	0- 0	0- 0			

RPI 1-25				RPI 26-50				RPI 51-100				Team's RPI: 72	RPI 101+			
RPI	S	Opponent	Score	RPI	S	Opponent	Score	RPI	S	Opponent	Score		RPI	S	Opponent	Score
4	N	Notre Dame	51 57	33	A	Iowa	71 77	54	H	Illinois	73 79		107	A	Northwestern	59 52
5	H	Penn St.	56 71	50	A	Gonzaga	65 60	71	A	Minnesota	74 83		126	H	Saint Francis (PA)	70 54
13	A	Purdue	75 82					90	A	Wisconsin	49 68		129	A	Washington St.	55 62
15	A	North Carolina	54 57					90	H	Wisconsin	65 59		145	H	Howard	67 50
25	H	Nebraska	53 62										153	H	Winthrop	78 53
													159	H	Wright St.	82 52
													168	H	Evansville	78 33
													173	H	Cincinnati	87 49
													184	A	Indiana	70 56
													184	H	Indiana	68 45
													214	H	VCU	88 50
													220	H	Lafayette	81 41
													262	H	Southern U.	73 50
LAST 12 Division I GAMES:																
107	A	Northwestern	59 52	184	H	Indiana	68 45									
90	H	Wisconsin	65 59	13	A	Purdue	75 82									
184	A	Indiana	70 56	71	A	Minnesota	74 83									
25	H	Nebraska	53 62	54	H	Illinois	73 79									
5	H	Penn St.	56 71	33	A	Iowa	71 77									
90	A	Wisconsin	49 68	145	H	Howard	67 50									

Non-Div I Games:

Ohio St.

■ Loss,
■ Non-Conf, S Site,
■ Home
■ Away
N Neutral

Average RPI Win: 125		WON-LOST	WINNING	LAST 10	STRENGTH OF		OPP. STRENGTH	TEAM	ADJ.	CONF.	ADJ CONF.
Average RPI Loss: 23		RECORD	PCT. RANK	GAMES	SCHEDULE		OF SCHEDULE	RPI	RPI	RPI	RPI
DIV. I ONLY		18- 5	33	7- 3	46		6	22	22	1	1
DIV. I NON-CONF.		10- 2	28	1- 0	84		31	41	41	1	1
TOTALS		RPI 1-25	RPI 26-50		W-L RECORDS		RPI 51-100	RPI 101-150		RPI 150+	
18- 5	0- 3	5- 2		OVERALL		2- 0	3- 0		8- 0		
11- 2	0- 1	4- 1		HOME		0- 0	2- 0		5- 0		
5- 3	0- 2	1- 1		AWAY		1- 0	1- 0		2- 0		
2- 0	0- 0	0- 0		NEUTRAL		1- 0	0- 0		1- 0		
10- 2	0- 1	2- 1		NON-CONFERENCE		1- 0	1- 0		6- 0		
6- 2	0- 1	1- 1		HOME		0- 0	1- 0		4- 0		
2- 0	0- 0	1- 0		AWAY		0- 0	0- 0		1- 0		
2- 0	0- 0	0- 0		NEUTRAL		1- 0	0- 0		1- 0		
8- 3	0- 2	3- 1		CONFERENCE		1- 0	2- 0		2- 0		
5- 0	0- 0	3- 0		HOME		0- 0	1- 0		1- 0		
3- 3	0- 2	0- 1		AWAY		1- 0	1- 0		1- 0		
0- 0	0- 0	0- 0		NEUTRAL		0- 0	0- 0		0- 0		

RPI	S	Opponent	Score	RPI	S	Opponent	Score	RPI	S	Opponent	Score	RPI	S	Opponent	Score
1	A	Baylor	65 82	32	A	Creighton	69 48	65	A	Kansas St.	74 68	114	H	Cal St. Northridge	79 57
12	H	UCLA	80 86	36	H	Vanderbilt	63 76	73	N	Arkansas	73 70	115	A	Texas	78 70
23	A	Iowa St.	61 82	37	H	Texas Tech	65 55					115	H	Texas	69 56
				41	A	West Virginia	63 82					164	A	Hawaii	74 49
				41	H	West Virginia	71 68					165	A	TCU	85 79
				42	H	Oklahoma St.	80 61					165	H	TCU	74 53
				44	H	Marist	68 55					185	H	UC Riverside	70 46
												187	H	Saint Louis	68 33
												189	H	North Texas	71 68
												251	N	Oregon	100 61
												274	H	Northwestern St.	96 35
LAST 12 Division I GAMES:															
42	H	Oklahoma St.	80 61	23	A	Iowa St.	61 82								
65	A	Kansas St.	74 68	37	H	Texas Tech	65 55								
41	A	West Virginia	63 82	165	A	TCU	85 79								
165	H	TCU	74 53	115	A	Texas	78 70								
1	A	Baylor	65 82	41	H	West Virginia	71 68								
115	H	Texas	69 56	114	H	Cal St. Northridge	79 57								

Non-Div I Games:

Oklahoma

Average RPI Win:	167	WON-LOST	WINNING	LAST 10	STRENGTH OF	OPP. STRENGTH	TEAM	ADJ.	CONF.	ADJ CONF.
Average RPI Loss:	28	RECORD	PCT. RANK	GAMES	SCHEDULE	OF SCHEDULE	RPI	RPI	RPI	RPI
DIV. I ONLY	16- 6	53	5- 5	58	55	42	42	1	1	
DIV. I NON-CONF.	11- 0	1	1- 0	245	300	45	45	1	1	
TOTALS	RPI 1-25	RPI 26-50	W-L RECORDS	RPI 51-100	RPI 101-150	RPI 150+				
16- 6	1- 3	3- 2	OVERALL	2- 1	2- 0	8- 0				
10- 3	1- 1	1- 2	HOME	1- 0	0- 0	7- 0				
5- 3	0- 2	2- 0	AWAY	0- 1	2- 0	1- 0				
1- 0	0- 0	0- 0	NEUTRAL	1- 0	0- 0	0- 0				
11- 0	0- 0	1- 0	NON-CONFERENCE	2- 0	1- 0	7- 0				
7- 0	0- 0	0- 0	HOME	1- 0	0- 0	6- 0				
3- 0	0- 0	1- 0	AWAY	0- 0	1- 0	1- 0				
1- 0	0- 0	0- 0	NEUTRAL	1- 0	0- 0	0- 0				
5- 6	1- 3	2- 2	CONFERENCE	0- 1	1- 0	1- 0				
3- 3	1- 1	1- 2	HOME	0- 0	0- 0	1- 0				
2- 3	0- 2	1- 0	AWAY	0- 1	1- 0	0- 0				
0- 0	0- 0	0- 0	NEUTRAL	0- 0	0- 0	0- 0				

RPI 1-25				RPI 26-50				Team's RPI: 42	RPI 51-100				RPI 101+			
RPI	S	Opponent	Score	RPI	S	Opponent	Score		RPI	S	Opponent	Score	RPI	S	Opponent	Score
1	A	Baylor	49 83	37	H	Texas Tech	59 64		65	A	Kansas St.	70 76	115	A	Texas	64 52
1	H	Baylor	62 81	40	A	Kansas	65 52		84	N	Harvard	92 62	135	A	Missouri St.	74 71
22	A	Oklahoma	61 80	40	H	Kansas	76 59		94	H	Cal Poly	90 59	165	H	TCU	76 59
23	H	Iowa St.	71 42	41	H	West Virginia	61 67						166	H	Texas Southern	91 49
				43	A	San Diego St.	80 72						230	H	Stephen F. Austin	85 41
LAST 12 Division I GAMES:																
22	A	Oklahoma	61 80	23	H	Iowa St.	71 42									
165	H	TCU	76 59	115	A	Texas	64 52									
1	H	Baylor	62 81	40	H	Kansas	76 59									
41	H	West Virginia	61 67	1	A	Baylor	49 83									
40	A	Kansas	65 52	37	H	Texas Tech	59 64									
65	A	Kansas St.	70 76	43	A	San Diego St.	80 72									

Non-Div I Games:

Oklahoma St.

Average RPI Win:	242	WON-LOST	WINNING	LAST 10	STRENGTH OF	OPP. STRENGTH	TEAM	ADJ.	CONF.	ADJ CONF.
Average RPI Loss:	109	RECORD	PCT. RANK	GAMES	SCHEDULE	OF SCHEDULE	RPI	RPI	RPI	RPI
DIV. I ONLY	16- 7	65	6- 4	280	132	136	136	14	14	
DIV. I NON-CONF.	9- 3	55	0- 1	283	113	147	147	15	15	
TOTALS	RPI 1-25	RPI 26-50	W-L RECORDS	RPI 51-100	RPI 101-150	RPI 150+				
16- 7	0- 3	0- 0	OVERALL	1- 1	1- 1	14- 2				
9- 3	0- 2	0- 0	HOME	1- 0	0- 0	8- 1				
6- 3	0- 0	0- 0	AWAY	0- 1	1- 1	5- 1				
1- 1	0- 1	0- 0	NEUTRAL	0- 0	0- 0	1- 0				
9- 3	0- 2	0- 0	NON-CONFERENCE	0- 0	1- 0	8- 1				
5- 2	0- 1	0- 0	HOME	0- 0	0- 0	5- 1				
3- 0	0- 0	0- 0	AWAY	0- 0	1- 0	2- 0				
1- 1	0- 1	0- 0	NEUTRAL	0- 0	0- 0	1- 0				
7- 4	0- 1	0- 0	CONFERENCE	1- 1	0- 1	6- 1				
4- 1	0- 1	0- 0	HOME	1- 0	0- 0	3- 0				
3- 3	0- 0	0- 0	AWAY	0- 1	0- 1	3- 1				
0- 0	0- 0	0- 0	NEUTRAL	0- 0	0- 0	0- 0				

RPI 1-25				RPI 26-50				RPI 51-100				RPI 101+ Team's RPI: 136			
RPI	S	Opponent	Score	RPI	S	Opponent	Score	RPI	S	Opponent	Score	RPI	S	Opponent	Score
6	H	California	47 63					76	A	Drexel	50 64	125	A	Virginia Tech	55 35
9	N	Texas A&M	55 78					76	H	Drexel	53 50	128	A	Hofstra	72 83
21	H	Delaware	46 63									152	H	South Carolina St.	79 63
												183	H	Dartmouth	73 59
												214	H	VCU	74 51
												215	H	Pittsburgh	54 55
												229	A	Georgia St.	72 66
												229	H	Georgia St.	68 45
												245	A	UNLV	85 67
												268	A	George Mason	53 39
												272	H	USC Upstate	77 46
												296	H	Towson	65 55
												302	A	UNC Wilmington	74 50
												302	H	UNC Wilmington	62 55
												306	A	William & Mary	69 73
												310	N	Alabama A&M	75 46
												332	A	UMES	62 46
												342	H	N.C. Central	59 33
LAST 12 Division I GAMES:															
76	A	Drexel	50 64	128	A	Hofstra	72 83								
268	A	George Mason	53 39	302	A	UNC Wilmington	74 50								
302	H	UNC Wilmington	62 55	21	H	Delaware	46 63								
76	H	Drexel	53 50	296	H	Towson	65 55								
306	A	William & Mary	69 73	229	A	Georgia St.	72 66								
229	H	Georgia St.	68 45	215	H	Pittsburgh	54 55								

Non-Div I Games:

Old Dominion

■ Loss,
■ Non-Conf, S Site,
■ Home
■ Away
N Neutral

Average RPI Win: 239		WON-LOST	WINNING	LAST 10	STRENGTH OF	OPP. STRENGTH	TEAM	ADJ.	CONF.	ADJ CONF.
Average RPI Loss: 109		RECORD	PCT. RANK	GAMES	SCHEDULE	OF SCHEDULE	RPI	RPI	RPI	RPI
DIV. I ONLY		8- 15	260	1- 9	181	84	246	246	4	4
DIV. I NON-CONF.		7- 6	155	1- 1	314	252	256	256	6	6
TOTALS		RPI 1-25	RPI 26-50	W-L RECORDS	RPI 51-100	RPI 101-150	RPI 150+			
8- 15	0- 1		0- 2	OVERALL	1- 4	0- 4	7- 4			
6- 5	0- 0		0- 1	HOME	0- 2	0- 2	6- 0			
1- 8	0- 1		0- 1	AWAY	1- 2	0- 1	0- 3			
1- 2	0- 0		0- 0	NEUTRAL	0- 0	0- 1	1- 1			
7- 6	0- 0		0- 0	NON-CONFERENCE	0- 0	0- 3	7- 3			
6- 1	0- 0		0- 0	HOME	0- 0	0- 1	6- 0			
0- 3	0- 0		0- 0	AWAY	0- 0	0- 1	0- 2			
1- 2	0- 0		0- 0	NEUTRAL	0- 0	0- 1	1- 1			
1- 9	0- 1		0- 2	CONFERENCE	1- 4	0- 1	0- 1			
0- 4	0- 0		0- 1	HOME	0- 2	0- 1	0- 0			
1- 5	0- 1		0- 1	AWAY	1- 2	0- 0	0- 1			
0- 0	0- 0		0- 0	NEUTRAL	0- 0	0- 0	0- 0			

RPI 1-25				RPI 26-50				RPI 51-100				RPI 101+ Team's RPI: 246			
RPI	S	Opponent	Score	RPI	S	Opponent	Score	RPI	S	Opponent	Score	RPI	S	Opponent	Score
7	A	Tennessee	68 97	36	A	Vanderbilt	53 79	59	A	LSU	79 84	107	N	Northwestern	69 73
				36	H	Vanderbilt	57 76	60	A	Florida	88 81	119	H	Lamar	71 85
								73	H	Arkansas	66 77	128	A	Hofstra	63 72
								87	H	Missouri	72 73	133	H	Alabama	75 83
								92	A	Auburn	52 76	170	A	Louisiana Tech	54 57
												172	A	Mississippi St.	57 72
												178	H	Belmont	63 48
												191	N	McNeese St.	75 80
												226	A	Cleveland St.	55 67
												227	N	Eastern Mich.	61 58
												256	H	Mississippi Val.	62 60
												274	H	Northwestern St.	67 51
												288	H	Southeastern La.	95 85
												289	H	Massachusetts	71 59
												336	H	Lipscomb	68 46
LAST 12 Division I GAMES:															
7	A	Tennessee	68 97	133	H	Alabama	75 83								
36	A	Vanderbilt	53 79	92	A	Auburn	52 76								
73	H	Arkansas	66 77	36	H	Vanderbilt	57 76								
172	A	Mississippi St.	57 72	59	A	LSU	79 84								
60	A	Florida	88 81	227	N	Eastern Mich.	61 58								
87	H	Missouri	72 73	191	N	McNeese St.	75 80								

Non-Div I Games:

Ole Miss

■ Loss,
 ■ Non-Conf,
 ■ S Site,
 ■ Home
 ■ A Away
 N Neutral

Oral Roberts

Through Games Of Sunday, February 10, 2013

Average RPI Win:	242	WON-LOST	WINNING	LAST 10	STRENGTH OF	OPP. STRENGTH	TEAM	ADJ.	CONF.	ADJ CONF.
Average RPI Loss:	118	RECORD	PCT. RANK	GAMES	SCHEDULE	OF SCHEDULE	RPI	RPI	RPI	RPI
DIV. I ONLY	10- 11	181	7- 3	127	181	143	143	21	21	
DIV. I NON-CONF.	2- 7	300	0- 0	46	12	167	167	20	20	
TOTALS	RPI 1-25	RPI 26-50	W-L RECORDS	RPI 51-100	RPI 101-150	RPI 150+				
10- 11	0- 2	0- 1	OVERALL	0- 2	1- 2	9- 4				
6- 2	0- 0	0- 0	HOME	0- 1	1- 0	5- 1				
4- 9	0- 2	0- 1	AWAY	0- 1	0- 2	4- 3				
0- 0	0- 0	0- 0	NEUTRAL	0- 0	0- 0	0- 0				
2- 7	0- 2	0- 1	NON-CONFERENCE	0- 2	0- 1	2- 1				
1- 1	0- 0	0- 0	HOME	0- 1	0- 0	1- 0				
1- 6	0- 2	0- 1	AWAY	0- 1	0- 1	1- 1				
0- 0	0- 0	0- 0	NEUTRAL	0- 0	0- 0	0- 0				
8- 4	0- 0	0- 0	CONFERENCE	0- 0	1- 1	7- 3				
5- 1	0- 0	0- 0	HOME	0- 0	1- 0	4- 1				
3- 3	0- 0	0- 0	AWAY	0- 0	0- 1	3- 2				
0- 0	0- 0	0- 0	NEUTRAL	0- 0	0- 0	0- 0				

RPI 1-25				RPI 26-50				RPI 51-100				RPI 101+ Team's RPI: 143			
RPI	S	Opponent	Score	RPI	S	Opponent	Score	RPI	S	Opponent	Score	RPI	S	Opponent	Score
1	A	Baylor	56 94	28	A	DePaul	74 97	73	H	Arkansas	57 80	119	H	Lamar	77 48
25	A	Nebraska	67 80					93	A	UALR	47 79	132	A	Sam Houston St.	47 54
												135	A	Missouri St.	72 73
												170	A	Louisiana Tech	59 61
												171	H	Tulsa	64 53
												176	A	Nicholls St.	66 69
												176	H	Nicholls St.	84 56
												191	H	McNeese St.	71 72
												230	A	Stephen F. Austin	68 64
												230	H	Stephen F. Austin	63 56
												274	A	Northwestern St.	63 67
												274	H	Northwestern St.	66 55
												288	A	Southeastern La.	81 62
												288	H	Southeastern La.	90 48
												305	A	Texas-Arlington	73 41
												334	A	A&M-Corpus Christi	58 41
LAST 12 Division I GAMES:															
230	A	Stephen F. Austin	68 64	132	A	Sam Houston St.	47 54								
274	A	Northwestern St.	63 67	334	A	A&M-Corpus Christi	58 41								
288	H	Southeastern La.	90 48	230	H	Stephen F. Austin	63 56								
176	H	Nicholls St.	84 56	274	H	Northwestern St.	66 55								
191	H	McNeese St.	71 72	176	A	Nicholls St.	66 69								
119	H	Lamar	77 48	288	A	Southeastern La.	81 62								

Non-Div I Games: Evangel 96 34

Oral Roberts

Loss, Non-Conf, S Site, H Home A Away N Neutral

Oregon

Average RPI Win: **155**
 Average RPI Loss: **103**

WON-LOST
 RECORD

WINNING
 PCT. RANK

LAST 10
 GAMES

Through Games Of Sunday, February 10, 2013
 STRENGTH OF
 SCHEDULE

OPP. STRENGTH
 OF SCHEDULE

TEAM
 RPI

ADJ.
 RPI

CONF.
 RPI

ADJ CONF.
 RPI

DIV. I ONLY	3- 21	331	1- 9	59	38	251	251	6	6
DIV. I NON-CONF.	2- 10	311	0- 0	74	62	257	257	5	5
TOTALS	RPI 1-25	RPI 26-50	W-L RECORDS	RPI 51-100	RPI 101-150	RPI 150+			
3- 21	0- 5	0- 2	OVERALL	1- 4	1- 3	1- 7			
2- 10	0- 4	0- 1	HOME	1- 0	0- 1	1- 4			
1- 9	0- 0	0- 1	AWAY	0- 3	1- 2	0- 3			
0- 2	0- 1	0- 0	NEUTRAL	0- 1	0- 0	0- 0			
2- 10	0- 2	0- 1	NON-CONFERENCE	1- 2	0- 0	1- 5			
2- 5	0- 1	0- 1	HOME	1- 0	0- 0	1- 3			
0- 3	0- 0	0- 0	AWAY	0- 1	0- 0	0- 2			
0- 2	0- 1	0- 0	NEUTRAL	0- 1	0- 0	0- 0			
1- 11	0- 3	0- 1	CONFERENCE	0- 2	1- 3	0- 2			
0- 5	0- 3	0- 0	HOME	0- 0	0- 1	0- 1			
1- 6	0- 0	0- 1	AWAY	0- 2	1- 2	0- 1			
0- 0	0- 0	0- 0	NEUTRAL	0- 0	0- 0	0- 0			

RPI	S	Opponent	Score
2	H	Connecticut	51 95
3	H	Stanford	62 86
6	H	California	45 72
12	H	UCLA	80 89
22	N	Oklahoma	61 100

RPI	S	Opponent	Score
27	A	Colorado	59 84
34	H	St. Mary's (CA)	69 78

RPI	S	Opponent	Score
54	A	Illinois	62 80
61	A	Washington	53 66
73	N	Arkansas	67 79
95	H	Fresno St.	65 64
98	A	Arizona St.	45 60

RPI	S	Opponent	Score
102	A	Utah	47 67
111	A	Arizona	68 100
129	A	Washington St.	70 68
137	H	Southern California	62 67
164	A	Hawaii	73 85
180	A	Oregon St.	49 68
180	H	Oregon St.	53 63
195	H	Portland St.	85 87
197	A	Portland	49 68
216	H	Denver	62 73
242	H	Samford	72 61
298	H	Nevada	73 77

LAST 12 Division I GAMES:

27	A	Colorado	59 84	180	A	Oregon St.	49 68
102	A	Utah	47 67	180	H	Oregon St.	53 63
6	H	California	45 72	111	A	Arizona	68 100
3	H	Stanford	62 86	98	A	Arizona St.	45 60
61	A	Washington	53 66	137	H	Southern California	62 67
129	A	Washington St.	70 68	12	H	UCLA	80 89

Non-Div I Games:

Oregon

Loss, Non-Conf, S Site, H Home A Away N Neutral

Average RPI Win:	209	WON-LOST	WINNING	LAST 10	STRENGTH OF	OPP. STRENGTH	TEAM	ADJ.	CONF.	ADJ CONF.
Average RPI Loss:	74	RECORD	PCT. RANK	GAMES	SCHEDULE	OF SCHEDULE	RPI	RPI	RPI	RPI
DIV. I ONLY	7- 15	272	3- 7	70	50	180	180	6	6	
DIV. I NON-CONF.	4- 6	218	0- 0	65	151	179	179	5	5	
TOTALS	RPI 1-25	RPI 26-50	W-L RECORDS	RPI 51-100	RPI 101-150	RPI 150+				
7- 15	0- 4	0- 3	OVERALL	0- 3	2- 4	5- 1				
3- 6	0- 3	0- 0	HOME	0- 1	0- 2	3- 0				
2- 6	0- 0	0- 1	AWAY	0- 2	1- 2	1- 1				
2- 3	0- 1	0- 2	NEUTRAL	0- 0	1- 0	1- 0				
4- 6	0- 1	0- 2	NON-CONFERENCE	0- 1	1- 1	3- 1				
2- 2	0- 0	0- 0	HOME	0- 1	0- 1	2- 0				
0- 1	0- 0	0- 0	AWAY	0- 0	0- 0	0- 1				
2- 3	0- 1	0- 2	NEUTRAL	0- 0	1- 0	1- 0				
3- 9	0- 3	0- 1	CONFERENCE	0- 2	1- 3	2- 0				
1- 4	0- 3	0- 0	HOME	0- 0	0- 1	1- 0				
2- 5	0- 0	0- 1	AWAY	0- 2	1- 2	1- 0				
0- 0	0- 0	0- 0	NEUTRAL	0- 0	0- 0	0- 0				

RPI 1-25				RPI 26-50				RPI 51-100				RPI 101+ Team's RPI: 180			
RPI	S	Opponent	Score	RPI	S	Opponent	Score	RPI	S	Opponent	Score	RPI	S	Opponent	Score
3	H	Stanford	45 65	27	A	Colorado	47 61	61	A	Washington	77 81	102	A	Utah	40 66
6	H	California	38 60	30	N	Michigan St.	35 49	94	H	Cal Poly	62 72	111	A	Arizona	57 48
12	H	UCLA	64 68	37	N	Texas Tech	48 66	98	A	Arizona St.	55 66	129	A	Washington St.	73 76
24	N	Louisville	43 61									131	N	UC Santa Barbara	49 46
												137	H	Southern California	55 56
												144	H	Sacramento St.	71 80
												153	N	Winthrop	68 64
												206	A	Loyola Marymount	62 73
												251	A	Oregon	63 53
												251	H	Oregon	68 49
												276	H	CSU Bakersfield	71 48
												291	H	Cal St. Fullerton	54 36
LAST 12 Division I GAMES:															
102	A	Utah	40 66	251	H	Oregon	68 49								
27	A	Colorado	47 61	251	A	Oregon	63 53								
3	H	Stanford	45 65	98	A	Arizona St.	55 66								
6	H	California	38 60	111	A	Arizona	57 48								
129	A	Washington St.	73 76	12	H	UCLA	64 68								
61	A	Washington	77 81	137	H	Southern California	55 56								

Non-Div I Games: Western Wash. 71 59 Saint Martin's 84 36

Oregon St.

Loss, Non-Conf, S Site, H Home A Away N Neutral

Average RPI Win:	177	WON-LOST	WINNING	LAST 10	STRENGTH OF	OPP. STRENGTH	TEAM	ADJ.	CONF.	ADJ CONF.
Average RPI Loss:	76	RECORD	PCT. RANK	GAMES	SCHEDULE	OF SCHEDULE	RPI	RPI	RPI	RPI
DIV. I ONLY	18- 5	33	7- 3	106	114	48	48	11	11	
DIV. I NON-CONF.	10- 2	28	1- 0	59	90	18	18	11	11	
TOTALS	RPI 1-25	RPI 26-50	W-L RECORDS	RPI 51-100	RPI 101-150	RPI 150+				
18- 5	0- 1	1- 0	OVERALL	2- 3	4- 1	11- 0				
11- 2	0- 0	0- 0	HOME	2- 1	2- 1	7- 0				
7- 3	0- 1	1- 0	AWAY	0- 2	2- 0	4- 0				
0- 0	0- 0	0- 0	NEUTRAL	0- 0	0- 0	0- 0				
10- 2	0- 1	1- 0	NON-CONFERENCE	2- 1	2- 0	5- 0				
6- 0	0- 0	0- 0	HOME	2- 0	1- 0	3- 0				
4- 2	0- 1	1- 0	AWAY	0- 1	1- 0	2- 0				
0- 0	0- 0	0- 0	NEUTRAL	0- 0	0- 0	0- 0				
8- 3	0- 0	0- 0	CONFERENCE	0- 2	2- 1	6- 0				
5- 2	0- 0	0- 0	HOME	0- 1	1- 1	4- 0				
3- 1	0- 0	0- 0	AWAY	0- 1	1- 0	2- 0				
0- 0	0- 0	0- 0	NEUTRAL	0- 0	0- 0	0- 0				

RPI 1-25				RPI 26-50				Team's RPI: 48				RPI 51-100				RPI 101+			
RPI	S	Opponent	Score	RPI	S	Opponent	Score	RPI	S	Opponent	Score	RPI	S	Opponent	Score	RPI	S	Opponent	Score
3	A	Stanford	43 78	34	A	St. Mary's (CA)	75 72	60	A	Florida	82 89	109	A	Eastern Wash.	64 51				
								82	H	Fordham	62 40	114	H	Cal St. Northridge	60 51				
								94	A	Cal Poly	95 96	123	H	Santa Clara	72 45				
								94	H	Cal Poly	59 62	131	A	UC Santa Barbara	64 52				
								95	H	Fresno St.	66 56	131	H	UC Santa Barbara	47 52				
												163	A	Seattle	71 70				
												164	H	Hawaii	71 61				
												182	H	Long Beach St.	69 53				
												185	A	UC Riverside	85 56				
												194	H	UC Davis	78 64				
												207	H	San Francisco	75 59				
												263	H	UC Irvine	68 47				
												271	A	San Jose St.	74 60				
												276	H	CSU Bakersfield	102 60				
												291	A	Cal St. Fullerton	67 55				
												298	H	Nevada	72 63				
LAST 12 Division I GAMES:																			
131	H	UC Santa Barbara	47 52	114	H	Cal St. Northridge	60 51												
94	H	Cal Poly	59 62	164	H	Hawaii	71 61												
182	H	Long Beach St.	69 53	94	A	Cal Poly	95 96												
263	H	UC Irvine	68 47	131	A	UC Santa Barbara	64 52												
291	A	Cal St. Fullerton	67 55	194	H	UC Davis	78 64												
185	A	UC Riverside	85 56	276	H	CSU Bakersfield	102 60												

Non-Div I Games:

Pacific

■ Loss,
 ■ Non-Conf, S Site,
 ■ Home
 ■ Away
 N Neutral

Average RPI Win:	284	WON-LOST	WINNING	LAST 10	STRENGTH OF	OPP. STRENGTH	TEAM	ADJ.	CONF.	ADJ CONF.
Average RPI Loss:	116	RECORD	PCT. RANK	GAMES	SCHEDULE	OF SCHEDULE	RPI	RPI	RPI	RPI
DIV. I ONLY	10- 9	143	5- 5	270	224	201	201	19	19	
DIV. I NON-CONF.	7- 7	160	3- 4	242	242	217	217	18	18	
TOTALS	RPI 1-25	RPI 26-50	W-L RECORDS	RPI 51-100	RPI 101-150	RPI 150+				
10- 9	0- 2	0- 1	OVERALL	0- 2	0- 1	10- 3				
3- 4	0- 1	0- 1	HOME	0- 1	0- 1	3- 0				
5- 5	0- 1	0- 0	AWAY	0- 1	0- 0	5- 3				
2- 0	0- 0	0- 0	NEUTRAL	0- 0	0- 0	2- 0				
7- 7	0- 1	0- 1	NON-CONFERENCE	0- 2	0- 1	7- 2				
3- 4	0- 1	0- 1	HOME	0- 1	0- 1	3- 0				
2- 3	0- 0	0- 0	AWAY	0- 1	0- 0	2- 2				
2- 0	0- 0	0- 0	NEUTRAL	0- 0	0- 0	2- 0				
3- 2	0- 1	0- 0	CONFERENCE	0- 0	0- 0	3- 1				
0- 0	0- 0	0- 0	HOME	0- 0	0- 0	0- 0				
3- 2	0- 1	0- 0	AWAY	0- 0	0- 0	3- 1				
0- 0	0- 0	0- 0	NEUTRAL	0- 0	0- 0	0- 0				

RPI 1-25				RPI 26-50				RPI 51-100				RPI 101+ Team's RPI: 201			
RPI	S	Opponent	Score	RPI	S	Opponent	Score	RPI	S	Opponent	Score	RPI	S	Opponent	Score
19	H	Villanova	44 48	46	H	Saint Joseph's	53 66	57	H	Virginia	65 68	112	H	Temple	51 59
20	A	Princeton	47 77					76	A	Drexel	50 77	179	A	Army	53 58
												188	H	Bucknell	58 53
												199	A	Yale	56 65
												203	H	La Salle	65 56
												264	A	Cornell	65 56
												270	A	St. Francis Brooklyn	61 60
												294	A	Brown	65 48
												300	H	Morgan St.	79 73
												323	N	Air Force	61 39
												326	A	LIU Brooklyn	54 40
												327	N	Alabama St.	52 37
												335	A	Norfolk St.	51 60
												343	A	Columbia	52 40
LAST 12 Division I GAMES:															
294	A	Brown	65 48	20	A	Princeton	47 77								
199	A	Yale	56 65	300	H	Morgan St.	79 73								
264	A	Cornell	65 56	46	H	Saint Joseph's	53 66								
343	A	Columbia	52 40	323	N	Air Force	61 39								
112	H	Temple	51 59	327	N	Alabama St.	52 37								
19	H	Villanova	44 48	76	A	Drexel	50 77								

Non-Div I Games:

Penn

Average RPI Win:	101	WON-LOST	WINNING	LAST 10	STRENGTH OF	OPP. STRENGTH	TEAM	ADJ.	CONF.	ADJ CONF.
Average RPI Loss:	47	RECORD	PCT. RANK	GAMES	SCHEDULE	OF SCHEDULE	RPI	RPI	RPI	RPI
DIV. I ONLY	20- 3	13	9- 1	11	19	5	5	2	2	
DIV. I NON-CONF.	10- 2	28	1- 0	32	27	9	9	2	2	
TOTALS	RPI 1-25	RPI 26-50	W-L RECORDS	RPI 51-100	RPI 101-150	RPI 150+				
20- 3	3- 1	4- 1	OVERALL	4- 1	5- 0	4- 0				
12- 0	2- 0	2- 0	HOME	3- 0	2- 0	3- 0				
7- 3	1- 1	2- 1	AWAY	1- 1	2- 0	1- 0				
1- 0	0- 0	0- 0	NEUTRAL	0- 0	1- 0	0- 0				
10- 2	1- 1	1- 1	NON-CONFERENCE	1- 0	4- 0	3- 0				
6- 0	0- 0	1- 0	HOME	1- 0	1- 0	3- 0				
3- 2	1- 1	0- 1	AWAY	0- 0	2- 0	0- 0				
1- 0	0- 0	0- 0	NEUTRAL	0- 0	1- 0	0- 0				
10- 1	2- 0	3- 0	CONFERENCE	3- 1	1- 0	1- 0				
6- 0	2- 0	1- 0	HOME	2- 0	1- 0	0- 0				
4- 1	0- 0	2- 0	AWAY	1- 1	0- 0	1- 0				
0- 0	0- 0	0- 0	NEUTRAL	0- 0	0- 0	0- 0				

RPI	S	Opponent	Score	RPI	S	Opponent	Score	RPI	S	Opponent	Score	RPI	S	Opponent	Score
2	A	Connecticut	52 67	29	A	Michigan	59 49	71	H	Minnesota	64 59	103	N	Detroit	80 72
9	A	Texas A&M	63 58	30	A	Michigan St.	76 55	72	A	Ohio St.	71 56	107	H	Northwestern	73 69
13	H	Purdue	69 61	30	H	Michigan St.	71 56	74	H	South Dakota St.	60 50	114	A	Cal St. Northridge	85 73
25	H	Nebraska	80 58	38	H	Georgetown	97 74	90	A	Wisconsin	61 63	125	A	Virginia Tech	60 41
				49	A	Miami (FL)	65 69	90	H	Wisconsin	84 40	145	H	Howard	72 61
LAST 12 Division I GAMES:															
30	H	Michigan St.	71 56	29	A	Michigan	59 49	90	H	Wisconsin	84 40	252	H	Fairleigh Dickinson	101 44
184	A	Indiana	76 54	25	H	Nebraska	80 58	107	H	Northwestern	73 69	295	H	NJIT	82 37
13	H	Purdue	69 61	30	A	Michigan St.	76 55								
90	A	Wisconsin	61 63	72	A	Ohio St.	71 56								
72	A	Ohio St.	71 56	71	H	Minnesota	64 59								
71	H	Minnesota	64 59	295	H	NJIT	82 37								

Non-Div I Games:

Penn St.

Pepperdine

Through Games Of Sunday, February 10, 2013

Average RPI Win:	197	WON-LOST	WINNING	LAST 10	STRENGTH OF	OPP. STRENGTH	TEAM	ADJ.	CONF.	ADJ CONF.
Average RPI Loss:	100	RECORD	PCT. RANK	GAMES	SCHEDULE	OF SCHEDULE	RPI	RPI	RPI	RPI
DIV. I ONLY	4- 17	319	1- 9	37	99	233	233	7	7	
DIV. I NON-CONF.	3- 8	274	0- 2	20	112	178	178	7	7	
TOTALS	RPI 1-25	RPI 26-50	W-L RECORDS	RPI 51-100	RPI 101-150	RPI 150+				
4- 17	0- 2	0- 3	OVERALL	0- 5	0- 3	4- 4				
3- 9	0- 2	0- 1	HOME	0- 2	0- 2	3- 2				
1- 8	0- 0	0- 2	AWAY	0- 3	0- 1	1- 2				
0- 0	0- 0	0- 0	NEUTRAL	0- 0	0- 0	0- 0				
3- 8	0- 2	0- 0	NON-CONFERENCE	0- 3	0- 2	3- 1				
2- 5	0- 2	0- 0	HOME	0- 1	0- 1	2- 1				
1- 3	0- 0	0- 0	AWAY	0- 2	0- 1	1- 0				
0- 0	0- 0	0- 0	NEUTRAL	0- 0	0- 0	0- 0				
1- 9	0- 0	0- 3	CONFERENCE	0- 2	0- 1	1- 3				
1- 4	0- 0	0- 1	HOME	0- 1	0- 1	1- 1				
0- 5	0- 0	0- 2	AWAY	0- 1	0- 0	0- 2				
0- 0	0- 0	0- 0	NEUTRAL	0- 0	0- 0	0- 0				

RPI S	Opponent	Score	RPI S	Opponent	Score	RPI S	Opponent	Score	RPI S	Opponent	Score	Team's RPI: 233
10	H Kentucky	62 80	34	A St. Mary's (CA)	61 72	61	A Washington	51 70	123	H Santa Clara	36 38	
12	H UCLA	46 77	50	A Gonzaga	52 81	64	A BYU	42 68	137	A Southern California	56 65	
			50	H Gonzaga	46 80	66	H Wyoming	50 72	145	H Howard	51 55	
						73	A Arkansas	39 64	163	H Seattle	70 64	
						86	H San Diego	61 79	185	H UC Riverside	71 79	
									194	A UC Davis	83 68	
									197	A Portland	51 57	
									197	H Portland	34 73	
									206	A Loyola Marymount	47 65	
									207	H San Francisco	71 67	
									223	H South Dakota	70 54	
LAST 12 Division I GAMES:												
197	H Portland	34 73	123	H Santa Clara	36 38							
50	A Gonzaga	52 81	64	A BYU	42 68							
197	A Portland	51 57	207	H San Francisco	71 67							
86	H San Diego	61 79	206	A Loyola Marymount	47 65							
50	H Gonzaga	46 80	12	H UCLA	46 77							
34	A St. Mary's (CA)	61 72	145	H Howard	51 55							

Non-Div I Games:

Pepperdine

Loss, Non-Conf, S Site, H Home A Away N Neutral

Average RPI Win:	250	WON-LOST	WINNING	LAST 10	STRENGTH OF	OPP. STRENGTH	TEAM	ADJ.	CONF.	ADJ CONF.
Average RPI Loss:	85	RECORD	PCT. RANK	GAMES	SCHEDULE	OF SCHEDULE	RPI	RPI	RPI	RPI
DIV. I ONLY	9- 14	226	0- 10	131	71	215	215	3	3	
DIV. I NON-CONF.	9- 4	75	2- 0	261	260	169	169	3	3	
TOTALS	RPI 1-25	RPI 26-50	W-L RECORDS	RPI 51-100	RPI 101-150	RPI 150+				
9- 14	0- 3	0- 4	OVERALL	0- 3	1- 0	8- 4				
7- 7	0- 2	0- 1	HOME	0- 2	0- 0	7- 2				
2- 7	0- 1	0- 3	AWAY	0- 1	1- 0	1- 2				
0- 0	0- 0	0- 0	NEUTRAL	0- 0	0- 0	0- 0				
9- 4	0- 0	0- 1	NON-CONFERENCE	0- 1	1- 0	8- 2				
7- 2	0- 0	0- 0	HOME	0- 1	0- 0	7- 1				
2- 2	0- 0	0- 1	AWAY	0- 0	1- 0	1- 1				
0- 0	0- 0	0- 0	NEUTRAL	0- 0	0- 0	0- 0				
0- 10	0- 3	0- 3	CONFERENCE	0- 2	0- 0	0- 2				
0- 5	0- 2	0- 1	HOME	0- 1	0- 0	0- 1				
0- 5	0- 1	0- 2	AWAY	0- 1	0- 0	0- 1				
0- 0	0- 0	0- 0	NEUTRAL	0- 0	0- 0	0- 0				

RPI S	Opponent	Score	RPI S	Opponent	Score	RPI S	Opponent	Score	RPI S	Opponent	Score	Team's RPI: 215
4	H Notre Dame	47 73	28	A DePaul	55 57	51	A St. John's (NY)	32 61	136	A Old Dominion	55 54	
19	H Villanova	52 68	31	A Duquesne	61 70	68	H South Fla.	60 78	169	H Providence	83 85	
24	A Louisville	45 78	38	A Georgetown	57 69	70	H Youngstown St.	50 64	210	H Rider	48 65	
			45	H Marquette	65 74				219	A Seton Hall	56 69	
									220	A Lafayette	65 68	
									225	H Longwood	86 60	
									228	H Mt. St. Mary's	67 49	
									231	H Loyola Maryland	57 47	
									254	A Buffalo	91 77	
									258	H Siena	75 50	
									294	H Brown	58 57	
									306	H William & Mary	76 74	
									322	H Wagner	65 39	
LAST 12 Division I GAMES:												
24	A Louisville	45 78	45	H Marquette	65 74							
169	H Providence	83 85	51	A St. John's (NY)	32 61							
68	H South Fla.	60 78	19	H Villanova	52 68							
28	A DePaul	55 57	219	A Seton Hall	56 69							
38	A Georgetown	57 69	136	A Old Dominion	55 54							
4	H Notre Dame	47 73	254	A Buffalo	91 77							

Non-Div I Games:

Pittsburgh

Average RPI Win: 204		WON-LOST	WINNING	LAST 10	STRENGTH OF	OPP. STRENGTH	TEAM	ADJ.	CONF.	ADJ CONF.
Average RPI Loss: 111		RECORD	PCT. RANK	GAMES	SCHEDULE	OF SCHEDULE	RPI	RPI	RPI	RPI
DIV. I ONLY		10- 14	211	5- 5	190	75	197	197	7	7
DIV. I NON-CONF.		5- 8	221	0- 1	198	111	213	213	7	7
TOTALS		RPI 1-25	RPI 26-50	W-L RECORDS	RPI 51-100	RPI 101-150	RPI 150+			
10- 14	0- 1		0- 2	OVERALL	1- 3	2- 4	7- 4			
5- 5	0- 0		0- 1	HOME	1- 2	0- 1	4- 1			
5- 8	0- 1		0- 1	AWAY	0- 1	2- 2	3- 3			
0- 1	0- 0		0- 0	NEUTRAL	0- 0	0- 1	0- 0			
5- 8	0- 1		0- 0	NON-CONFERENCE	1- 1	1- 3	3- 3			
3- 2	0- 0		0- 0	HOME	1- 1	0- 0	2- 1			
2- 5	0- 1		0- 0	AWAY	0- 0	1- 2	1- 2			
0- 1	0- 0		0- 0	NEUTRAL	0- 0	0- 1	0- 0			
5- 6	0- 0		0- 2	CONFERENCE	0- 2	1- 1	4- 1			
2- 3	0- 0		0- 1	HOME	0- 1	0- 1	2- 0			
3- 3	0- 0		0- 1	AWAY	0- 1	1- 0	2- 1			
0- 0	0- 0		0- 0	NEUTRAL	0- 0	0- 0	0- 0			

[illegible]

Non-Div I Games:

Portland

Loss, Non-Conf, S Site, H Home A Away N Neutral

Average RPI Win: 219	WON-LOST	WINNING	LAST 10	STRENGTH OF	OPP. STRENGTH	TEAM	ADJ.	CONF.	ADJ CONF.
Average RPI Loss: 122	RECORD	PCT. RANK	GAMES	SCHEDULE	OF SCHEDULE	RPI	RPI	RPI	RPI
DIV. I ONLY	9- 12	205	4- 6	133	199	195	195	15	15
DIV. I NON-CONF.	4- 3	138	0- 0	82	187	88	88	14	14
TOTALS	RPI 1-25	RPI 26-50	W-L RECORDS	RPI 51-100	RPI 101-150	RPI 150+			
9- 12	0- 0	0- 2	OVERALL	0- 2	2- 6	7- 2			
3- 7	0- 0	0- 1	HOME	0- 1	0- 4	3- 1			
5- 4	0- 0	0- 0	AWAY	0- 1	1- 2	4- 1			
1- 1	0- 0	0- 1	NEUTRAL	0- 0	1- 0	0- 0			
4- 3	0- 0	0- 2	NON-CONFERENCE	0- 0	1- 0	3- 1			
1- 1	0- 0	0- 1	HOME	0- 0	0- 0	1- 0			
2- 1	0- 0	0- 0	AWAY	0- 0	0- 0	2- 1			
1- 1	0- 0	0- 1	NEUTRAL	0- 0	1- 0	0- 0			
5- 9	0- 0	0- 0	CONFERENCE	0- 2	1- 6	4- 1			
2- 6	0- 0	0- 0	HOME	0- 1	0- 4	2- 1			
3- 3	0- 0	0- 0	AWAY	0- 1	1- 2	2- 0			
0- 0	0- 0	0- 0	NEUTRAL	0- 0	0- 0	0- 0			

RPI 1-25			RPI 26-50			RPI 51-100			RPI 101+ Team's RPI: 195		
RPI	S	Opponent	Score	RPI	S	Opponent	Score	RPI	S	Opponent	Score
				47	N	Chattanooga	59 68	79	A	Montana	61 72
				50	H	Gonzaga	40 54	79	H	Montana	55 70
LAST 12 Division I GAMES:											
144	H	Sacramento St.	82 88	212	H	North Dakota	73 66	109	H	Eastern Wash.	56 68
282	H	Northern Ariz.	66 61	116	H	Northern Colo.	42 67	110	N	Butler	71 58
113	A	Montana St.	75 72	282	A	Northern Ariz.	60 59	113	A	Montana St.	75 72
79	A	Montana	61 72	144	A	Sacramento St.	77 81	113	H	Montana St.	74 81
267	H	Southern Utah	68 70	79	H	Montana	55 70	116	H	Northern Colo.	42 67
109	H	Eastern Wash.	56 68	113	H	Montana St.	74 81	144	A	Sacramento St.	77 81
								144	H	Sacramento St.	82 88
								148	A	Idaho St.	50 63
								163	A	Seattle	59 72
								197	A	Portland	64 61
								197	H	Portland	64 49
								212	H	North Dakota	73 66
								251	A	Oregon	87 85
								267	H	Southern Utah	68 70
								282	A	Northern Ariz.	60 59
								282	H	Northern Ariz.	66 61
								329	A	Weber St.	74 60

Non-Div I Games: Corban 67 52 George Fox 55 35

Portland St.

Loss, Non-Conf, S Site, H Home A Away N Neutral

Average RPI Win:	271	WON-LOST	WINNING	LAST 10	STRENGTH OF	OPP. STRENGTH	TEAM	ADJ.	CONF.	ADJ CONF.
Average RPI Loss:	172	RECORD	PCT. RANK	GAMES	SCHEDULE	OF SCHEDULE	RPI	RPI	RPI	RPI
DIV. I ONLY	9- 12	205	5- 5	263	306	232	232	32	32	
DIV. I NON-CONF.	3- 7	265	0- 1	50	107	142	142	31	31	
TOTALS	RPI 1-25	RPI 26-50	W-L RECORDS	RPI 51-100	RPI 101-150	RPI 150+				
9- 12	0- 1	0- 2	OVERALL	1- 0	1- 1	7- 8				
4- 2	0- 0	0- 0	HOME	0- 0	0- 0	4- 2				
4- 8	0- 1	0- 2	AWAY	0- 0	1- 1	3- 4				
1- 2	0- 0	0- 0	NEUTRAL	1- 0	0- 0	0- 2				
3- 7	0- 1	0- 2	NON-CONFERENCE	1- 0	1- 1	1- 3				
0- 1	0- 0	0- 0	HOME	0- 0	0- 0	0- 1				
2- 4	0- 1	0- 2	AWAY	0- 0	1- 1	1- 0				
1- 2	0- 0	0- 0	NEUTRAL	1- 0	0- 0	0- 2				
6- 5	0- 0	0- 0	CONFERENCE	0- 0	0- 0	6- 5				
4- 1	0- 0	0- 0	HOME	0- 0	0- 0	4- 1				
2- 4	0- 0	0- 0	AWAY	0- 0	0- 0	2- 4				
0- 0	0- 0	0- 0	NEUTRAL	0- 0	0- 0	0- 0				

RPI 1-25				RPI 26-50				RPI 51-100				RPI 101+ Team's RPI: 232			
RPI	S	Opponent	Score	RPI	S	Opponent	Score	RPI	S	Opponent	Score	RPI	S	Opponent	Score
9	A	Texas A&M	52 74	39	A	Toledo	41 76	80	N	Hampton	49 42	142	A	Rice	42 57
				40	A	Kansas	60 72					147	A	Memphis	70 58
												156	N	Utah St.	66 67
												166	A	Texas Southern	46 51
												166	H	Texas Southern	57 64
												230	H	Stephen F. Austin	55 62
												256	A	Mississippi Val.	57 65
												262	A	Southern U.	55 60
												273	N	North Dakota St.	56 61
												274	A	Northwestern St.	63 31
												310	H	Alabama A&M	68 59
												318	H	Jackson St.	59 53
												320	A	Grambling	83 49
												320	H	Grambling	78 59
												327	H	Alabama St.	63 53
												330	A	Ark.-Pine Bluff	50 57
												339	A	Alcorn	64 52
LAST 12 Division I GAMES:															
320	A	Grambling	83 49	318	H	Jackson St.	59 53								
166	A	Texas Southern	46 51	320	H	Grambling	78 59								
310	H	Alabama A&M	68 59	166	H	Texas Southern	57 64								
327	H	Alabama St.	63 53	262	A	Southern U.	55 60								
330	A	Ark.-Pine Bluff	50 57	339	A	Alcorn	64 52								
256	A	Mississippi Val.	57 65	9	A	Texas A&M	52 74								

Non-Div I Games:

Prairie View

Loss, Non-Conf, S Site, H Home A Away N Neutral

Presbyterian

Through Games Of Sunday, February 10, 2013

Average RPI Win:	252	WON-LOST	WINNING	LAST 10	STRENGTH OF	OPP. STRENGTH	TEAM	ADJ.	CONF.	ADJ CONF.
Average RPI Loss:	160	RECORD	PCT. RANK	GAMES	SCHEDULE	OF SCHEDULE	RPI	RPI	RPI	RPI
DIV. I ONLY	11- 10	144	6- 4	269	283	204	204	28	28	
DIV. I NON-CONF.	3- 6	241	1- 0	186	93	183	183	29	29	
TOTALS	RPI 1-25	RPI 26-50	W-L RECORDS	RPI 51-100	RPI 101-150	RPI 150+				
11- 10	0- 2	0- 0	OVERALL	1- 0	0- 1	10- 7				
5- 3	0- 0	0- 0	HOME	0- 0	0- 0	5- 3				
6- 6	0- 2	0- 0	AWAY	1- 0	0- 1	5- 3				
0- 1	0- 0	0- 0	NEUTRAL	0- 0	0- 0	0- 1				
3- 6	0- 2	0- 0	NON-CONFERENCE	0- 0	0- 1	3- 3				
0- 1	0- 0	0- 0	HOME	0- 0	0- 0	0- 1				
3- 4	0- 2	0- 0	AWAY	0- 0	0- 1	3- 1				
0- 1	0- 0	0- 0	NEUTRAL	0- 0	0- 0	0- 1				
8- 4	0- 0	0- 0	CONFERENCE	1- 0	0- 0	7- 4				
5- 2	0- 0	0- 0	HOME	0- 0	0- 0	5- 2				
3- 2	0- 0	0- 0	AWAY	1- 0	0- 0	2- 2				
0- 0	0- 0	0- 0	NEUTRAL	0- 0	0- 0	0- 0				

RPI 1-25				RPI 26-50				RPI 51-100				RPI 101+ Team's RPI: 204			
RPI	S	Opponent	Score	RPI	S	Opponent	Score	RPI	S	Opponent	Score	RPI	S	Opponent	Score
11	A	Duke	45 84					75	A	Liberty	51 49	122	A	North Carolina St.	30 76
17	A	Georgia	38 66									152	H	South Carolina St.	55 60
												153	A	Winthrop	50 78
												153	H	Winthrop	42 77
												155	A	UCF	53 49
												160	A	Campbell	68 62
												186	A	Eastern Ky.	43 61
												190	A	Clemson	49 46
												225	H	Longwood	71 62
												235	H	Radford	31 49
												249	N	Marshall	51 59
												297	H	Coastal Caro.	50 30
												321	H	Charleston So.	58 57
												325	A	Gardner-Webb	38 55
												325	H	Gardner-Webb	57 48
												341	A	UNC Asheville	56 49
												341	H	UNC Asheville	71 40
												342	A	N.C. Central	49 37
LAST 12 Division I GAMES:															
325	A	Gardner-Webb	38 55	235	H	Radford	31 49								
341	H	UNC Asheville	71 40	225	H	Longwood	71 62								
153	H	Winthrop	42 77	160	A	Campbell	68 62								
325	H	Gardner-Webb	57 48	75	A	Liberty	51 49								
153	A	Winthrop	50 78	297	H	Coastal Caro.	50 30								
341	A	UNC Asheville	56 49	155	A	UCF	53 49								

Non-Div I Games: Brevard 69 46 Southern Wesleyan 62 50

Presbyterian

Loss, Non-Conf, S Site, H Home A Away N Neutral

Average RPI Win:	180	WON-LOST	WINNING	LAST 10	STRENGTH OF	OPP. STRENGTH	TEAM	ADJ.	CONF.	ADJ CONF.
Average RPI Loss:	25	RECORD	PCT. RANK	GAMES	SCHEDULE	OF SCHEDULE	RPI	RPI	RPI	RPI
DIV. I ONLY	14- 5	52	8- 2	39	115	20	20	19	19	
DIV. I NON-CONF.	9- 5	97	4- 3	8	35	14	14	18	18	
TOTALS	RPI 1-25	RPI 26-50	W-L RECORDS	RPI 51-100	RPI 101-150	RPI 150+				
14- 5	0- 3	1- 2	OVERALL	3- 0	2- 0	8- 0				
7- 0	0- 0	0- 0	HOME	2- 0	2- 0	3- 0				
7- 5	0- 3	1- 2	AWAY	1- 0	0- 0	5- 0				
0- 0	0- 0	0- 0	NEUTRAL	0- 0	0- 0	0- 0				
9- 5	0- 3	1- 2	NON-CONFERENCE	3- 0	2- 0	3- 0				
6- 0	0- 0	0- 0	HOME	2- 0	2- 0	2- 0				
3- 5	0- 3	1- 2	AWAY	1- 0	0- 0	1- 0				
0- 0	0- 0	0- 0	NEUTRAL	0- 0	0- 0	0- 0				
5- 0	0- 0	0- 0	CONFERENCE	0- 0	0- 0	5- 0				
1- 0	0- 0	0- 0	HOME	0- 0	0- 0	1- 0				
4- 0	0- 0	0- 0	AWAY	0- 0	0- 0	4- 0				
0- 0	0- 0	0- 0	NEUTRAL	0- 0	0- 0	0- 0				

RPI	S	Opponent	Score	RPI	S	Opponent	Score	RPI	S	Opponent	Score	RPI	S	Opponent	Score
12	A	UCLA	52 65	28	A	DePaul	75 86	52	H	Rutgers	71 55	128	H	Hofstra	84 54
19	A	Villanova	54 61	44	A	Marist	45 56	76	H	Drexel	74 59	138	H	Navy	70 50
21	A	Delaware	58 59	46	A	Saint Joseph's	69 59	85	A	Illinois St.	67 50	185	A	UC Riverside	72 68
												199	A	Yale	99 53
												201	H	Penn	77 47
												210	H	Rider	88 42
												264	A	Cornell	77 46
												294	A	Brown	68 37
												304	H	UMBC	93 46
												343	A	Columbia	87 41
LAST 12 Division I GAMES:															
199	A	Yale	99 53	76	H	Drexel	74 59	28	A	DePaul	75 86	19	A	Villanova	54 61
294	A	Brown	68 37	85	A	Illinois St.	67 50	21	A	Delaware	58 59	128	H	Hofstra	84 54
343	A	Columbia	87 41												
264	A	Cornell	77 46												
201	H	Penn	77 47												
138	H	Navy	70 50												

Non-Div I Games:

Princeton

Average RPI Win:	208	WON-LOST	WINNING	LAST 10	STRENGTH OF	OPP. STRENGTH	TEAM	ADJ.	CONF.	ADJ CONF.
Average RPI Loss:	65	RECORD	PCT. RANK	GAMES	SCHEDULE	OF SCHEDULE	RPI	RPI	RPI	RPI
DIV. I ONLY	7- 16	283	2- 8	36	62	169	169	3	3	
DIV. I NON-CONF.	5- 8	221	2- 0	138	131	216	216	3	3	
TOTALS	RPI 1-25	RPI 26-50	W-L RECORDS	RPI 51-100	RPI 101-150	RPI 150+				
7- 16	1- 3	0- 3	OVERALL	0- 8	0- 1	6- 1				
4- 7	1- 1	0- 1	HOME	0- 4	0- 1	3- 0				
1- 8	0- 2	0- 2	AWAY	0- 4	0- 0	1- 0				
2- 1	0- 0	0- 0	NEUTRAL	0- 0	0- 0	2- 1				
5- 8	0- 1	0- 0	NON-CONFERENCE	0- 5	0- 1	5- 1				
3- 3	0- 0	0- 0	HOME	0- 2	0- 1	3- 0				
0- 4	0- 1	0- 0	AWAY	0- 3	0- 0	0- 0				
2- 1	0- 0	0- 0	NEUTRAL	0- 0	0- 0	2- 1				
2- 8	1- 2	0- 3	CONFERENCE	0- 3	0- 0	1- 0				
1- 4	1- 1	0- 1	HOME	0- 2	0- 0	0- 0				
1- 4	0- 1	0- 2	AWAY	0- 1	0- 0	1- 0				
0- 0	0- 0	0- 0	NEUTRAL	0- 0	0- 0	0- 0				

RPI 1-25				RPI 26-50				RPI 51-100				RPI 101+ Team's RPI: 169			
RPI	S	Opponent	Score	RPI	S	Opponent	Score	RPI	S	Opponent	Score	RPI	S	Opponent	Score
4	A	Notre Dame	44 89	28	A	DePaul	67 79	51	H	St. John's (NY)	51 65	130	H	Akron	78 81
19	H	Villanova	65 60	35	A	Syracuse	59 75	52	A	Rutgers	61 87	174	H	Iona	70 58
21	A	Delaware	46 64	38	H	Georgetown	64 79	57	A	Virginia	42 61	190	N	Clemson	47 62
24	H	Louisville	62 70					68	H	South Fla.	54 82	215	A	Pittsburgh	85 83
								76	H	Drexel	50 60	220	N	Lafayette	66 54
								83	A	Hartford	39 66	238	N	Colorado St.	71 53
								84	A	Harvard	59 73	287	H	Rhode Island	78 52
								98	H	Arizona St.	58 67	303	H	Vermont	92 76
LAST 12 Division I GAMES:															
				68	H	South Fla.	54 82	28	A	DePaul	67 79				
				215	A	Pittsburgh	85 83	52	A	Rutgers	61 87				
				35	A	Syracuse	59 75	24	H	Louisville	62 70				
				51	H	St. John's (NY)	51 65	38	H	Georgetown	64 79				
				4	A	Notre Dame	44 89	220	N	Lafayette	66 54				
				19	H	Villanova	65 60	238	N	Colorado St.	71 53				

Non-Div I Games:

Providence

■ Loss,
 ■ Non-Conf,
 S Site,
 ■ Home
 ■ Away
 N Neutral

Average RPI Win:	127	WON-LOST	WINNING	LAST 10	STRENGTH OF	OPP. STRENGTH	TEAM	ADJ.	CONF.	ADJ CONF.
Average RPI Loss:	15	RECORD	PCT. RANK	GAMES	SCHEDULE	OF SCHEDULE	RPI	RPI	RPI	RPI
DIV. I ONLY	18- 5	33	7- 3	17	16	13	13	2	2	
DIV. I NON-CONF.	11- 2	23	1- 1	48	21	15	15	2	2	
TOTALS	RPI 1-25	RPI 26-50	W-L RECORDS	RPI 51-100	RPI 101-150	RPI 150+				
18- 5	1- 3	2- 2	OVERALL	6- 0	2- 0	7- 0				
9- 1	0- 0	0- 1	HOME	5- 0	2- 0	2- 0				
7- 3	1- 2	1- 1	AWAY	1- 0	0- 0	4- 0				
2- 1	0- 1	1- 0	NEUTRAL	0- 0	0- 0	1- 0				
11- 2	0- 2	1- 0	NON-CONFERENCE	3- 0	1- 0	6- 0				
5- 0	0- 0	0- 0	HOME	3- 0	1- 0	1- 0				
4- 1	0- 1	0- 0	AWAY	0- 0	0- 0	4- 0				
2- 1	0- 1	1- 0	NEUTRAL	0- 0	0- 0	1- 0				
7- 3	1- 1	1- 2	CONFERENCE	3- 0	1- 0	1- 0				
4- 1	0- 0	0- 1	HOME	2- 0	1- 0	1- 0				
3- 2	1- 1	1- 1	AWAY	1- 0	0- 0	0- 0				
0- 0	0- 0	0- 0	NEUTRAL	0- 0	0- 0	0- 0				

RPI S	Opponent	Score	RPI S	Opponent	Score	RPI S	Opponent	Score	RPI S	Opponent	Score
2 N	Connecticut	57 91	29 H	Michigan	56 67	54 A	Illinois	67 66	107 H	Northwestern	77 73
4 A	Notre Dame	47 74	30 A	Michigan St.	67 62	69 H	Central Mich.	87 71	141 H	IUPUI	78 53
5 A	Penn St.	61 69	33 A	Iowa	46 62	71 H	Minnesota	75 67	157 N	Wake Forest	67 53
25 A	Nebraska	69 66	44 N	Marist	71 50	72 H	Ohio St.	82 75	161 A	UT Martin	68 60
						81 H	Georgia Tech	85 73	184 H	Indiana	59 42
						97 H	Bowling Green	59 45	193 A	SIU Edwardsville	66 51
									257 A	IPFW	69 54
									269 A	Oakland	77 46
									272 H	USC Upstate	82 47
LAST 12 Division I GAMES:											
29 H	Michigan	56 67	71 H	Minnesota	75 67						
5 A	Penn St.	61 69	72 H	Ohio St.	82 75						
184 H	Indiana	59 42	25 A	Nebraska	69 66						
30 A	Michigan St.	67 62	54 A	Illinois	67 66						
107 H	Northwestern	77 73	4 A	Notre Dame	47 74						
33 A	Iowa	46 62	141 H	IUPUI	78 53						

Non-Div I Games:

Purdue

Quinnipiac

Through Games Of Sunday, February 10, 2013

Average RPI Win: 215	WON-LOST	WINNING	LAST 10	STRENGTH OF	OPP. STRENGTH	TEAM	ADJ.	CONF.	ADJ CONF.
Average RPI Loss: 82	RECORD	PCT. RANK	GAMES	SCHEDULE	OF SCHEDULE	RPI	RPI	RPI	RPI
DIV. I ONLY	19- 2	9	10- 0	275	166	58	58	25	25
DIV. I NON-CONF.	9- 2	34	1- 1	229	40	62	62	22	22
TOTALS	RPI 1-25	RPI 26-50	W-L RECORDS	RPI 51-100	RPI 101-150	RPI 150+			
19- 2	0- 0	0- 0	OVERALL	2- 2	3- 0	14- 0			
8- 0	0- 0	0- 0	HOME	1- 0	1- 0	6- 0			
8- 1	0- 0	0- 0	AWAY	1- 0	1- 0	6- 0			
3- 1	0- 0	0- 0	NEUTRAL	0- 1	1- 0	2- 0			
9- 2	0- 0	0- 0	NON-CONFERENCE	2- 2	1- 0	6- 0			
3- 0	0- 0	0- 0	HOME	1- 0	0- 0	2- 0			
3- 1	0- 0	0- 0	AWAY	1- 1	0- 0	2- 0			
3- 1	0- 0	0- 0	NEUTRAL	0- 1	1- 0	2- 0			
10- 0	0- 0	0- 0	CONFERENCE	0- 0	2- 0	8- 0			
5- 0	0- 0	0- 0	HOME	0- 0	1- 0	4- 0			
5- 0	0- 0	0- 0	AWAY	0- 0	1- 0	4- 0			
0- 0	0- 0	0- 0	NEUTRAL	0- 0	0- 0	0- 0			

RPI 1-25			RPI 26-50			RPI 51-100			Team's RPI: 58	RPI 101+		
RPI	S	Opponent	Score	RPI	S	Opponent	Score	RPI	S	Opponent	Score	RPI
								51	H	St. John's (NY)	75 72	106
								81	N	Georgia Tech	57 74	126
								83	A	Hartford	61 67	127
								99	A	James Madison	65 60	162
										Holy Cross	61 49	199
										Yale	89 62	210
										Rider	72 57	224
										Central Conn. St.	82 73	228
										Mt. St. Mary's	78 55	252
										Fairleigh Dickinson	66 39	253
										New Hampshire	60 53	270
										St. Francis Brooklyn	73 52	277
										Robert Morris	61 52	278
										Bryant	85 62	287
										Rhode Island	76 60	289
										Massachusetts	81 72	322
										Wagner	74 56	326
										LIU Brooklyn	67 60	
LAST 12 Division I GAMES:												
228	A	Mt. St. Mary's	78 55	278	A	Bryant	85 62					
322	A	Wagner	74 56	127	H	Sacred Heart	74 45					
224	H	Central Conn. St.	82 73	270	H	St. Francis Brooklyn	73 52					
252	H	Fairleigh Dickinson	66 39	326	H	LIU Brooklyn	67 60					
126	A	Saint Francis (PA)	85 69	106	N	Northeastern	83 72					
277	A	Robert Morris	61 52	81	N	Georgia Tech	57 74					

Non-Div I Games:

Quinnipiac

Loss, Non-Conf, S Site, H Home A Away N Neutral

Average RPI Win:	290	WON-LOST	WINNING	LAST 10	STRENGTH OF	OPP. STRENGTH	TEAM	ADJ.	CONF.	ADJ CONF.
Average RPI Loss:	153	RECORD	PCT. RANK	GAMES	SCHEDULE	OF SCHEDULE	RPI	RPI	RPI	RPI
DIV. I ONLY	11- 10	144	6- 4	319	279	235	235	28	28	
DIV. I NON-CONF.	4- 4	160	0- 0	337	139	239	239	29	29	
TOTALS	RPI 1-25	RPI 26-50	W-L RECORDS	RPI 51-100	RPI 101-150	RPI 150+				
11- 10	0- 1	0- 1	OVERALL	0- 1	1- 1	10- 6				
5- 4	0- 0	0- 0	HOME	0- 1	0- 1	5- 2				
5- 6	0- 1	0- 1	AWAY	0- 0	1- 0	4- 4				
1- 0	0- 0	0- 0	NEUTRAL	0- 0	0- 0	1- 0				
4- 4	0- 1	0- 1	NON-CONFERENCE	0- 0	0- 0	4- 2				
2- 0	0- 0	0- 0	HOME	0- 0	0- 0	2- 0				
1- 4	0- 1	0- 1	AWAY	0- 0	0- 0	1- 2				
1- 0	0- 0	0- 0	NEUTRAL	0- 0	0- 0	1- 0				
7- 6	0- 0	0- 0	CONFERENCE	0- 1	1- 1	6- 4				
3- 4	0- 0	0- 0	HOME	0- 1	0- 1	3- 2				
4- 2	0- 0	0- 0	AWAY	0- 0	1- 0	3- 2				
0- 0	0- 0	0- 0	NEUTRAL	0- 0	0- 0	0- 0				

RPI 1-25				RPI 26-50				RPI 51-100				RPI 101+ Team's RPI: 235			
RPI	S	Opponent	Score	RPI	S	Opponent	Score	RPI	S	Opponent	Score	RPI	S	Opponent	Score
15	A	North Carolina	44 64	49	A	Miami (FL)	58 75	75	H	Liberty	65 67	108	A	High Point	64 55
												108	H	High Point	57 65
												160	A	Campbell	77 83
												160	H	Campbell	52 66
												190	A	Clemson	55 74
												204	A	Presbyterian	49 31
												225	H	Longwood	49 57
												249	A	Marshall	63 65
												297	A	Coastal Caro.	51 52
												297	H	Coastal Caro.	68 50
												306	H	William & Mary	72 55
												309	N	Southern Ill.	85 62
												319	A	UNC Greensboro	76 64
												321	A	Charleston So.	64 57
												321	H	Charleston So.	71 60
												325	A	Gardner-Webb	72 69
												335	H	Norfolk St.	73 50
												341	H	UNC Asheville	66 54
LAST 12 Division I GAMES:															
				108	H	High Point	57 65	321	H	Charleston So.	71 60				
				160	H	Campbell	52 66	297	H	Coastal Caro.	68 50				
				297	A	Coastal Caro.	51 52	204	A	Presbyterian	49 31				
				321	A	Charleston So.	64 57	325	A	Gardner-Webb	72 69				
				108	A	High Point	64 55	341	H	UNC Asheville	66 54				
				160	A	Campbell	77 83	225	H	Longwood	49 57				

Non-Div I Games: Bluefield Col. 70 40

Radford

■ Loss,
 ■ Non-Conf, S Site,
 ■ Home
 ■ Away
 N Neutral

Rhode Island

Through Games Of Sunday, February 10, 2013

Average RPI Win:	304	WON-LOST	WINNING	LAST 10	STRENGTH OF	OPP. STRENGTH	TEAM	ADJ.	CONF.	ADJ CONF.
Average RPI Loss:	129	RECORD	PCT. RANK	GAMES	SCHEDULE	OF SCHEDULE	RPI	RPI	RPI	RPI
DIV. I ONLY	4- 17	319	0- 10	103	219	287	287	8	8	
DIV. I NON-CONF.	4- 10	270	0- 4	170	315	282	282	8	8	
TOTALS	RPI 1-25	RPI 26-50	W-L RECORDS	RPI 51-100	RPI 101-150	RPI 150+				
4- 17	0- 2	0- 1	OVERALL	0- 5	0- 2	4- 7				
2- 8	0- 2	0- 1	HOME	0- 3	0- 0	2- 2				
0- 8	0- 0	0- 0	AWAY	0- 1	0- 2	0- 5				
2- 1	0- 0	0- 0	NEUTRAL	0- 1	0- 0	2- 0				
4- 10	0- 1	0- 0	NON-CONFERENCE	0- 4	0- 1	4- 4				
2- 5	0- 1	0- 0	HOME	0- 2	0- 0	2- 2				
0- 4	0- 0	0- 0	AWAY	0- 1	0- 1	0- 2				
2- 1	0- 0	0- 0	NEUTRAL	0- 1	0- 0	2- 0				
0- 7	0- 1	0- 1	CONFERENCE	0- 1	0- 1	0- 3				
0- 3	0- 1	0- 1	HOME	0- 1	0- 0	0- 0				
0- 4	0- 0	0- 0	AWAY	0- 0	0- 1	0- 3				
0- 0	0- 0	0- 0	NEUTRAL	0- 0	0- 0	0- 0				

RPI	S	Opponent	Score	RPI	S	Opponent	Score	RPI	S	Opponent	Score	RPI	S	Opponent	Score	Team's RPI: 287
18	H	Dayton	48 74	46	H	Saint Joseph's	51 78	56	H	Charlotte	42 53	106	A	Northeastern	53 94	
21	H	Delaware	40 57					58	A	Quinnipiac	60 76	110	A	Butler	45 60	
								63	H	Boston U.	29 54	154	A	George Washington	43 57	
								76	N	Drexel	43 55	169	A	Providence	52 78	
								84	H	Harvard	56 63	203	A	La Salle	46 72	
												217	A	St. Bonaventure	28 48	
												224	H	Central Conn. St.	49 57	
												258	H	Siena	47 39	
												278	H	Bryant	65 50	
												294	H	Brown	51 55	
												295	A	NJIT	44 48	
												333	N	Maine	51 38	
												345	N	Houston Baptist	59 36	
LAST 12 Division I GAMES:																
110	A	Butler	45 60	203	A	La Salle	46 72									
46	H	Saint Joseph's	51 78	84	H	Harvard	56 63									
154	A	George Washington	43 57	106	A	Northeastern	53 94									
217	A	St. Bonaventure	28 48	295	A	NJIT	44 48									
18	H	Dayton	48 74	169	A	Providence	52 78									
56	H	Charlotte	42 53	333	N	Maine	51 38									

Non-Div I Games: Rhode Island Col. 89 60

Rhode Island

■ Loss,
 ■ Non-Conf,
 ■ S Site,
 ■ H Home
 ■ A Away
 N Neutral

Average RPI Win:	228	WON-LOST	WINNING	LAST 10	STRENGTH OF	OPP. STRENGTH	TEAM	ADJ.	CONF.	ADJ CONF.
Average RPI Loss:	92	RECORD	PCT. RANK	GAMES	SCHEDULE	OF SCHEDULE	RPI	RPI	RPI	RPI
DIV. I ONLY	10- 12	191	2- 8	40	179	142	142	9	9	
DIV. I NON-CONF.	8- 5	115	2- 1	76	226	89	89	10	10	
TOTALS	RPI 1-25	RPI 26-50	W-L RECORDS	RPI 51-100	RPI 101-150	RPI 150+				
10- 12	0- 3	0- 0	OVERALL	0- 5	2- 1	8- 3				
9- 4	0- 1	0- 0	HOME	0- 2	2- 0	7- 1				
1- 8	0- 2	0- 0	AWAY	0- 3	0- 1	1- 2				
0- 0	0- 0	0- 0	NEUTRAL	0- 0	0- 0	0- 0				
8- 5	0- 3	0- 0	NON-CONFERENCE	0- 1	1- 0	7- 1				
7- 1	0- 1	0- 0	HOME	0- 0	1- 0	6- 0				
1- 4	0- 2	0- 0	AWAY	0- 1	0- 0	1- 1				
0- 0	0- 0	0- 0	NEUTRAL	0- 0	0- 0	0- 0				
2- 7	0- 0	0- 0	CONFERENCE	0- 4	1- 1	1- 2				
2- 3	0- 0	0- 0	HOME	0- 2	1- 0	1- 1				
0- 4	0- 0	0- 0	AWAY	0- 2	0- 1	0- 1				
0- 0	0- 0	0- 0	NEUTRAL	0- 0	0- 0	0- 0				

RPI 1-25				RPI 26-50				RPI 51-100				RPI 101+ Team's RPI: 142			
RPI	S	Opponent	Score	RPI	S	Opponent	Score	RPI	S	Opponent	Score	RPI	S	Opponent	Score
1	H	Baylor	49 89					53	A	SMU	51 73	119	H	Lamar	62 56
7	A	Tennessee	48 101					67	H	UTEP	48 49	140	H	UAB	61 53
9	A	Texas A&M	57 80					89	A	East Carolina	41 60	147	A	Memphis	60 64
								91	H	Tulane	65 69	167	A	Southern Miss.	57 76
								93	A	UALR	48 76	171	H	Tulsa	56 53
												181	H	Houston	51 53
												191	H	McNeese St.	60 51
												196	A	Tennessee Tech	65 78
												230	H	Stephen F. Austin	60 41
												232	H	Prairie View	57 42
												260	H	UTSA	43 41
												286	A	Texas St.	73 61
												311	H	Tex.-Pan American	75 54
												338	H	Chicago St.	68 42
LAST 12 Division I GAMES:															
181	H	Houston	51 53	91	H	Tulane	65 69								
140	H	UAB	61 53	171	H	Tulsa	56 53								
147	A	Memphis	60 64	89	A	East Carolina	41 60								
167	A	Southern Miss.	57 76	9	A	Texas A&M	57 80								
67	H	UTEP	48 49	119	H	Lamar	62 56								
53	A	SMU	51 73	311	H	Tex.-Pan American	75 54								

Non-Div I Games:

Rice

■ Loss,
 ■ Non-Conf, S Site,
 ■ Home
 ■ Away
 N Neutral

Average RPI Win:	179	WON-LOST	WINNING	LAST 10	STRENGTH OF	OPP. STRENGTH	TEAM	ADJ.	CONF.	ADJ CONF.
Average RPI Loss:	86	RECORD	PCT. RANK	GAMES	SCHEDULE	OF SCHEDULE	RPI	RPI	RPI	RPI
DIV. I ONLY	12- 13	169	3- 7	54	102	104	104	8	8	
DIV. I NON-CONF.	9- 6	125	2- 0	49	124	68	68	8	8	
TOTALS	RPI 1-25	RPI 26-50	W-L RECORDS	RPI 51-100	RPI 101-150	RPI 150+				
12- 13	0- 1	0- 4	OVERALL	3- 4	3- 1	6- 3				
7- 4	0- 1	0- 1	HOME	0- 1	3- 0	4- 1				
3- 8	0- 0	0- 2	AWAY	1- 3	0- 1	2- 2				
2- 1	0- 0	0- 1	NEUTRAL	2- 0	0- 0	0- 0				
9- 6	0- 0	0- 2	NON-CONFERENCE	3- 3	3- 0	3- 1				
4- 2	0- 0	0- 1	HOME	0- 1	3- 0	1- 0				
3- 3	0- 0	0- 0	AWAY	1- 2	0- 0	2- 1				
2- 1	0- 0	0- 1	NEUTRAL	2- 0	0- 0	0- 0				
3- 7	0- 1	0- 2	CONFERENCE	0- 1	0- 1	3- 2				
3- 2	0- 1	0- 0	HOME	0- 0	0- 0	3- 1				
0- 5	0- 0	0- 2	AWAY	0- 1	0- 1	0- 1				
0- 0	0- 0	0- 0	NEUTRAL	0- 0	0- 0	0- 0				

RPI	S	Opponent	Score	RPI	S	Opponent	Score	RPI	S	Opponent	Score	RPI	S	Opponent	Score	Team's RPI: 104
18	H	Dayton	64 72	26	N	Green Bay	48 79	62	H	FGCU	62 70	112	A	Temple	48 61	
				31	A	Duquesne	54 59	63	A	Boston U.	61 70	125	H	Virginia Tech	65 51	
				46	A	Saint Joseph's	62 82	71	N	Minnesota	58 46	138	H	Navy	65 59	
				49	H	Miami (FL)	63 69	78	N	Wichita St.	49 46	149	H	N.C. A&T	76 63	
								82	A	Fordham	40 47	154	A	George Washington	54 57	
								83	A	Hartford	54 59	187	H	Saint Louis	49 52	
								99	A	James Madison	70 66	203	H	La Salle	67 62	
												208	A	Col. of Charleston	74 82	
												217	H	St. Bonaventure	51 46	
												222	H	Xavier	73 63	
												225	H	Longwood	71 61	
												302	A	UNC Wilmington	53 42	
												319	A	UNC Greensboro	104 69	
LAST 12 Division I GAMES:																
				31	A	Duquesne	54 59	82	A	Fordham	40 47					
				154	A	George Washington	54 57	217	H	St. Bonaventure	51 46					
				18	H	Dayton	64 72	46	A	Saint Joseph's	62 82					
				112	A	Temple	48 61	203	H	La Salle	67 62					
				222	H	Xavier	73 63	138	H	Navy	65 59					
				187	H	Saint Louis	49 52	302	A	UNC Wilmington	53 42					

Non-Div I Games:

Richmond

■ Loss,
 ■ Non-Conf,
 ■ S Site,
 ■ H Home
 ■ A Away
 N Neutral

Average RPI Win:	243	WON-LOST	WINNING	LAST 10	STRENGTH OF	OPP. STRENGTH	TEAM	ADJ.	CONF.	ADJ CONF.
Average RPI Loss:	194	RECORD	PCT. RANK	GAMES	SCHEDULE	OF SCHEDULE	RPI	RPI	RPI	RPI
DIV. I ONLY	11- 12	170	5- 5	199	320	210	210	26	26	
DIV. I NON-CONF.	5- 6	189	0- 0	127	321	173	173	23	23	
TOTALS	RPI 1-25	RPI 26-50	W-L RECORDS	RPI 51-100	RPI 101-150	RPI 150+				
11- 12	0- 1	0- 1	OVERALL	0- 1	0- 0	11- 9				
4- 6	0- 0	0- 1	HOME	0- 0	0- 0	4- 5				
7- 5	0- 1	0- 0	AWAY	0- 0	0- 0	7- 4				
0- 1	0- 0	0- 0	NEUTRAL	0- 1	0- 0	0- 0				
5- 6	0- 1	0- 0	NON-CONFERENCE	0- 1	0- 0	5- 4				
1- 3	0- 0	0- 0	HOME	0- 0	0- 0	1- 3				
4- 2	0- 1	0- 0	AWAY	0- 0	0- 0	4- 1				
0- 1	0- 0	0- 0	NEUTRAL	0- 1	0- 0	0- 0				
6- 6	0- 0	0- 1	CONFERENCE	0- 0	0- 0	6- 5				
3- 3	0- 0	0- 1	HOME	0- 0	0- 0	3- 2				
3- 3	0- 0	0- 0	AWAY	0- 0	0- 0	3- 3				
0- 0	0- 0	0- 0	NEUTRAL	0- 0	0- 0	0- 0				

RPI 1-25				RPI 26-50				RPI 51-100				RPI 101+ Team's RPI: 210			
RPI	S	Opponent	Score	RPI	S	Opponent	Score	RPI	S	Opponent	Score	RPI	S	Opponent	Score
20	A	Princeton	42 88	44	H	Marist	47 62	58	N	Quinnipiac	57 72	174	A	Iona	58 88
												177	A	Fairfield	69 57
												177	H	Fairfield	55 44
												179	H	Army	66 60
												198	A	Stony Brook	62 50
												215	A	Pittsburgh	65 48
												220	A	Lafayette	68 64
												224	A	Central Conn. St.	61 62
												228	H	Mt. St. Mary's	67 70
												231	A	Loyola Maryland	81 74
												241	A	Niagara	58 62
												241	H	Niagara	59 64
												266	A	Canisius	68 75
												266	H	Canisius	50 51
												270	H	St. Francis Brooklyn	55 58
												294	A	Brown	57 47
												295	H	NJIT	51 53
												324	A	Manhattan	48 41
												324	H	Manhattan	60 57
												331	H	Saint Peter's	74 51
LAST 12 Division I GAMES:															
174	A	Iona	58 88	266	A	Canisius	68 75								
177	H	Fairfield	55 44	241	A	Niagara	58 62								
241	H	Niagara	59 64	231	A	Loyola Maryland	81 74								
324	H	Manhattan	60 57	266	H	Canisius	50 51								
177	A	Fairfield	69 57	324	A	Manhattan	48 41								
331	H	Saint Peter's	74 51	44	H	Marist	47 62								

Non-Div I Games:

Rider

■ Loss,
 ■ Non-Conf,
 S Site,
 ■ Home
 ■ Away
 N Neutral

Average RPI Win:	286	WON-LOST	WINNING	LAST 10	STRENGTH OF	OPP. STRENGTH	TEAM	ADJ.	CONF.	ADJ CONF.
Average RPI Loss:	152	RECORD	PCT. RANK	GAMES	SCHEDULE	OF SCHEDULE	RPI	RPI	RPI	RPI
DIV. I ONLY	6- 16	299	4- 6	183	232	277	277	25	25	
DIV. I NON-CONF.	1- 10	324	1- 0	140	141	287	287	22	22	
TOTALS	RPI 1-25	RPI 26-50	W-L RECORDS	RPI 51-100	RPI 101-150	RPI 150+				
6- 16	0- 0	0- 3	OVERALL	0- 3	0- 3	6- 7				
4- 5	0- 0	0- 1	HOME	0- 1	0- 1	4- 2				
2- 11	0- 0	0- 0	AWAY	0- 0	0- 0	2- 2				
0- 0	0- 0	0- 0	NEUTRAL	0- 0	0- 0	0- 0				
1- 10	0- 0	0- 3	NON-CONFERENCE	0- 2	0- 1	1- 4				
0- 3	0- 0	0- 1	HOME	0- 0	0- 0	0- 2				
1- 7	0- 0	0- 2	AWAY	0- 2	0- 1	1- 2				
0- 0	0- 0	0- 0	NEUTRAL	0- 0	0- 0	0- 0				
5- 6	0- 0	0- 0	CONFERENCE	0- 1	0- 2	5- 3				
4- 2	0- 0	0- 0	HOME	0- 1	0- 1	4- 0				
1- 4	0- 0	0- 0	AWAY	0- 0	0- 1	1- 3				
0- 0	0- 0	0- 0	NEUTRAL	0- 0	0- 0	0- 0				

RPI	S	Opponent	Score	RPI	S	Opponent	Score	RPI	S	Opponent	Score	RPI	S	Opponent	Score	Team's RPI: 277
30	A	Michigan St.	35 68	58	H	Quinnipiac	52 61	126	A	Saint Francis (PA)	63 72					
31	H	Duquesne	47 61	69	A	Central Mich.	56 96	127	H	Sacred Heart	66 70					
33	A	Iowa	44 58	71	A	Minnesota	60 82	150	A	Miami (OH)	56 70					
								198	H	Stony Brook	48 56					
								202	A	Monmouth	47 58					
								224	H	Central Conn. St.	65 48					
								228	H	Mt. St. Mary's	61 59					
								241	H	Niagara	59 63					
								252	A	Fairleigh Dickinson	68 80					
								270	A	St. Francis Brooklyn	63 67					
								278	H	Bryant	71 69					
								285	A	Colgate	55 71					
								292	A	Coppin St.	52 59					
								322	H	Wagner	57 39					
								326	A	LIU Brooklyn	47 41					
								337	A	Kent St.	60 51					
LAST 12 Division I GAMES:																
322	H	Wagner	57 39	58	H	Quinnipiac	52 61									
270	A	St. Francis Brooklyn	63 67	252	A	Fairleigh Dickinson	68 80									
326	A	LIU Brooklyn	47 41	202	A	Monmouth	47 58									
126	A	Saint Francis (PA)	63 72	278	H	Bryant	71 69									
228	H	Mt. St. Mary's	61 59	224	H	Central Conn. St.	65 48									
127	H	Sacred Heart	66 70	337	A	Kent St.	60 51									

Non-Div I Games:

Robert Morris

REGULAR SEASON				THROUGH GAMES OF SUNDAY, FEBRUARY 10, 1918						
Average RPI Win:	143	WON-LOST	WINNING	LAST 10	STRENGTH OF	OPP. STRENGTH	TEAM	ADJ.	CONF.	ADJ CONF.
Average RPI Loss:	56	RECORD	PCT. RANK	GAMES	SCHEDULE	OF SCHEDULE	RPI	RPI	RPI	RPI
DIV. I ONLY	14- 8	89	6- 4	69	12	52	52	3	3	
DIV. I NON-CONF.	9- 4	75	2- 1	98	36	46	46	3	3	

TOTALS	RPI 1-25		RPI 26-50		W-L RECORDS		RPI 51-100		RPI 101-150	RPI 150+
14- 8	1- 5		3- 0		OVERALL		1- 1		1- 1	8- 1
11- 1	1- 0		2- 0		HOME		1- 1		0- 0	7- 0
2- 7	0- 0		1- 0		AWAY		0- 0		1- 0	0- 0
1- 0	0- 0		0- 0		NEUTRAL		0- 0		0- 0	1- 0
9- 4	0- 3		1- 0		NON-CONFERENCE		1- 0		1- 1	6- 0
7- 0	0- 0		1- 0		HOME		1- 0		0- 0	5- 0
1- 4	0- 3		0- 0		AWAY		0- 0		1- 1	0- 0
1- 0	0- 0		0- 0		NEUTRAL		0- 0		0- 0	1- 0
5- 4	1- 2		2- 0		CONFERENCE		0- 1		0- 0	2- 1
4- 1	1- 0		1- 0		HOME		0- 1		0- 0	2- 0
1- 3	0- 2		1- 0		AWAY		0- 0		0- 0	0- 1
0- 0	0- 0		0- 0		NEUTRAL		0- 0		0- 0	0- 0

RPI	S	Opponent	Score	RPI	S	Opponent	Score	RPI	S	Opponent	Score	RPI	S	Opponent	Score
4	A	Notre Dame	46 71	38	H	Georgetown	55 47	51	H	St. John's (NY)	44 48	105	A	Boston College	56 58
7	A	Tennessee	47 66	45	A	Marquette	72 54	77	H	Davidson	55 49	112	A	Temple	66 50
17	A	Georgia	51 57	49	H	Miami (FL)	42 34					154	H	George Washington	56 52
19	H	Villanova	58 50									169	H	Providence	87 61
20	A	Princeton	55 71									170	N	Louisiana Tech	73 46
24	A	Louisville	57 66									173	H	Cincinnati	55 46
												198	H	Stony Brook	72 44
												203	H	La Salle	54 50
												219	A	Seton Hall	42 45
												262	H	Southern U.	63 49
												326	H	LIU Brooklyn	58 32
LAST 12 Division I GAMES:															
173	H	Cincinnati	55 46	4	A	Notre Dame	46 71								
19	H	Villanova	58 50	24	A	Louisville	57 66								
45	A	Marquette	72 54	51	H	St. John's (NY)	44 48								
219	A	Seton Hall	42 45	203	H	La Salle	54 50								
38	H	Georgetown	55 47	7	A	Tennessee	47 66								
169	H	Providence	87 61	198	H	Stony Brook	72 44								

Non-Div I Games:

Rutgers

■ Loss,
 ■ Non-Conf, S Site,
 ■ Home
 ■ Away
 N Neutral

Average RPI Win:	232	WON-LOST	WINNING	LAST 10	STRENGTH OF	OPP. STRENGTH	TEAM	ADJ.	CONF.	ADJ CONF.
Average RPI Loss:	170	RECORD	PCT. RANK	GAMES	SCHEDULE	OF SCHEDULE	RPI	RPI	RPI	RPI
DIV. I ONLY	12- 11	149	6- 4	224	221	193	193	27	27	
DIV. I NON-CONF.	6- 6	160	0- 1	193	171	181	181	27	27	
TOTALS	RPI 1-25	RPI 26-50	W-L RECORDS	RPI 51-100	RPI 101-150	RPI 150+				
12- 11	0- 1	0- 1	OVERALL	0- 1	1- 1	11- 7				
6- 4	0- 1	0- 0	HOME	0- 0	1- 1	5- 2				
4- 7	0- 0	0- 1	AWAY	0- 1	0- 0	4- 5				
2- 0	0- 0	0- 0	NEUTRAL	0- 0	0- 0	2- 0				
6- 6	0- 1	0- 1	NON-CONFERENCE	0- 1	1- 0	5- 3				
3- 2	0- 1	0- 0	HOME	0- 0	1- 0	2- 1				
1- 4	0- 0	0- 1	AWAY	0- 1	0- 0	1- 2				
2- 0	0- 0	0- 0	NEUTRAL	0- 0	0- 0	2- 0				
6- 5	0- 0	0- 0	CONFERENCE	0- 0	0- 1	6- 4				
3- 2	0- 0	0- 0	HOME	0- 0	0- 1	3- 1				
3- 3	0- 0	0- 0	AWAY	0- 0	0- 0	3- 3				
0- 0	0- 0	0- 0	NEUTRAL	0- 0	0- 0	0- 0				

RPI 1-25				RPI 26-50				RPI 51-100				RPI 101+ Team's RPI: 193			
RPI	S	Opponent	Score	RPI	S	Opponent	Score	RPI	S	Opponent	Score	RPI	S	Opponent	Score
13	H	Purdue	51 66	39	A	Toledo	43 59	53	A	SMU	46 64	120	H	Eastern Ill.	65 70
												144	H	Sacramento St.	75 57
												161	A	UT Martin	66 63
												161	H	UT Martin	67 66
												178	A	Belmont	52 66
												184	A	Indiana	56 72
												186	A	Eastern Ky.	73 69
												190	N	Clemson	49 43
												196	H	Tennessee Tech	56 66
												200	A	Murray St.	68 81
												248	H	Western Ill.	68 58
												257	A	IPFW	74 67
												257	H	IPFW	61 54
												261	H	Southeast Mo. St.	78 65
												262	N	Southern U.	55 53
												279	A	Ill.-Chicago	61 68
												299	A	Morehead St.	72 75
												309	H	Southern Ill.	63 68
												315	A	Austin Peay	54 49
												340	H	Jacksonville St.	80 58
LAST 12 Division I GAMES:															
161	A	UT Martin	66 63	340	H	Jacksonville St.	80 58								
120	H	Eastern Ill.	65 70	196	H	Tennessee Tech	56 66								
261	H	Southeast Mo. St.	78 65	299	A	Morehead St.	72 75								
161	H	UT Martin	67 66	186	A	Eastern Ky.	73 69								
315	A	Austin Peay	54 49	178	A	Belmont	52 66								
200	A	Murray St.	68 81	309	H	Southern Ill.	63 68								

Non-Div I Games:

SIU Edwardsville

■ Loss,
 ■ Non-Conf,
 ■ S Site,
 ■ H Home
 ■ A Away
 N Neutral

Average RPI Win:	178	WON-LOST	WINNING	LAST 10	STRENGTH OF	OPP. STRENGTH	TEAM	ADJ.	CONF.	ADJ CONF.
Average RPI Loss:	95	RECORD	PCT. RANK	GAMES	SCHEDULE	OF SCHEDULE	RPI	RPI	RPI	RPI
DIV. I ONLY	18- 4	26	10- 0	118	141	53	53	9	9	
DIV. I NON-CONF.	9- 4	75	1- 2	163	213	137	137	10	10	
TOTALS	RPI 1-25	RPI 26-50	W-L RECORDS	RPI 51-100	RPI 101-150	RPI 150+				
18- 4	0- 0	0- 1	OVERALL	3- 2	3- 0	12- 1				
13- 2	0- 0	0- 0	HOME	0- 2	3- 0	10- 0				
4- 2	0- 0	0- 1	AWAY	2- 0	0- 0	2- 1				
1- 0	0- 0	0- 0	NEUTRAL	1- 0	0- 0	0- 0				
9- 4	0- 0	0- 1	NON-CONFERENCE	1- 2	1- 0	7- 1				
8- 2	0- 0	0- 0	HOME	0- 2	1- 0	7- 0				
0- 2	0- 0	0- 1	AWAY	0- 0	0- 0	0- 1				
1- 0	0- 0	0- 0	NEUTRAL	1- 0	0- 0	0- 0				
9- 0	0- 0	0- 0	CONFERENCE	2- 0	2- 0	5- 0				
5- 0	0- 0	0- 0	HOME	0- 0	2- 0	3- 0				
4- 0	0- 0	0- 0	AWAY	2- 0	0- 0	2- 0				
0- 0	0- 0	0- 0	NEUTRAL	0- 0	0- 0	0- 0				

RPI 1-25	RPI 26-50	RPI 51-100	Team's RPI: 53	RPI 101+
RPI S Opponent Score	RPI S Opponent Score	RPI S Opponent Score		RPI S Opponent Score
	43 A San Diego St. 72 88	67 A UTEP 82 73		113 H Montana St. 71 70
		78 H Wichita St. 59 61		140 H UAB 94 92
		84 N Harvard 88 73		142 H Rice 73 51
		91 A Tulane 62 56		155 H UCF 69 54
		93 H UALR 43 47		165 A TCU 70 76
				166 H Texas Southern 66 50
				167 A Southern Miss. 79 69
				171 A Tulsa 71 46
				181 H Houston 58 54
				189 H North Texas 67 63
				193 H SIU Edwardsville 64 46
				221 H La.-Monroe 76 56
				230 H Stephen F. Austin 71 62
				249 H Marshall 67 50
				311 H Tex.-Pan American 71 35
				339 H Alcorn 76 46
LAST 12 Division I GAMES:				
249 H Marshall 67 50	167 A Southern Miss. 79 69			
140 H UAB 94 92	155 H UCF 69 54			
67 A UTEP 82 73	91 A Tulane 62 56			
181 H Houston 58 54	84 N Harvard 88 73			
171 A Tulsa 71 46	43 A San Diego St. 72 88			
142 H Rice 73 51	78 H Wichita St. 59 61			

Non-Div I Games:

SMU

Average RPI Win:	220	WON-LOST	WINNING	LAST 10	STRENGTH OF	OPP. STRENGTH	TEAM	ADJ.	CONF.	ADJ CONF.
Average RPI Loss:	167	RECORD	PCT. RANK	GAMES	SCHEDULE	OF SCHEDULE	RPI	RPI	RPI	RPI
DIV. I ONLY	13- 9	114	7- 3	247	218	144	144	15	15	
DIV. I NON-CONF.	5- 4	141	1- 0	280	276	174	174	14	14	
TOTALS	RPI 1-25	RPI 26-50	W-L RECORDS	RPI 51-100	RPI 101-150	RPI 150+				
13- 9	0- 0	0- 0	OVERALL	0- 1	2- 4	11- 4				
8- 1	0- 0	0- 0	HOME	0- 0	1- 1	7- 0				
5- 8	0- 0	0- 0	AWAY	0- 1	1- 3	4- 4				
0- 0	0- 0	0- 0	NEUTRAL	0- 0	0- 0	0- 0				
5- 4	0- 0	0- 0	NON-CONFERENCE	0- 0	0- 1	5- 3				
3- 0	0- 0	0- 0	HOME	0- 0	0- 0	3- 0				
2- 4	0- 0	0- 0	AWAY	0- 0	0- 1	2- 3				
0- 0	0- 0	0- 0	NEUTRAL	0- 0	0- 0	0- 0				
8- 5	0- 0	0- 0	CONFERENCE	0- 1	2- 3	6- 1				
5- 1	0- 0	0- 0	HOME	0- 0	1- 1	4- 0				
3- 4	0- 0	0- 0	AWAY	0- 1	1- 2	2- 1				
0- 0	0- 0	0- 0	NEUTRAL	0- 0	0- 0	0- 0				

RPI 1-25				RPI 26-50				RPI 51-100				RPI 101+ Team's RPI: 144			
RPI	S	Opponent	Score	RPI	S	Opponent	Score	RPI	S	Opponent	Score	RPI	S	Opponent	Score
								79	A	Montana	55 82	109	A	Eastern Wash.	49 63
												109	H	Eastern Wash.	85 70
												113	A	Montana St.	69 65
												116	A	Northern Colo.	63 79
												120	A	Eastern Ill.	67 72
												148	H	Idaho St.	52 62
												180	A	Oregon St.	80 71
												182	A	Long Beach St.	71 74
												193	A	SIU Edwardsville	57 75
												194	H	UC Davis	66 65
												195	A	Portland St.	88 82
												195	H	Portland St.	81 77
												207	H	San Francisco	68 60
												212	A	North Dakota	79 77
												267	A	Southern Utah	71 79
												267	H	Southern Utah	93 86
												276	A	CSU Bakersfield	79 72
												282	H	Northern Ariz.	73 67
												291	A	Cal St. Fullerton	75 94
												307	H	Utah Valley	74 62
												329	H	Weber St.	103 60
LAST 12 Division I GAMES:															
				195	A	Portland St.	88 82					329	H	Weber St.	103 60
				109	A	Eastern Wash.	49 63					148	H	Idaho St.	52 62
				267	H	Southern Utah	93 86					109	H	Eastern Wash.	85 70
				282	H	Northern Ariz.	73 67					195	H	Portland St.	81 77
				116	A	Northern Colo.	63 79					267	A	Southern Utah	71 79
				212	A	North Dakota	79 77					194	H	UC Davis	66 65

Non-Div I Games:

Sacramento St.

Sacred Heart

Through Games Of Sunday, February 10, 2013

Average RPI Win:	242	WON-LOST	WINNING	LAST 10	STRENGTH OF	OPP. STRENGTH	TEAM	ADJ.	CONF.	ADJ CONF.
Average RPI Loss:	147	RECORD	PCT. RANK	GAMES	SCHEDULE	OF SCHEDULE	RPI	RPI	RPI	RPI
DIV. I ONLY	15- 7	72	7- 3	298	206	127	127	25	25	
DIV. I NON-CONF.	8- 4	84	2- 0	284	146	127	127	22	22	
TOTALS	RPI 1-25	RPI 26-50	W-L RECORDS	RPI 51-100	RPI 101-150	RPI 150+				
15- 7	0- 0	0- 1	OVERALL	0- 2	3- 0	12- 4				
8- 1	0- 0	0- 0	HOME	0- 0	0- 0	8- 1				
5- 6	0- 0	0- 1	AWAY	0- 2	1- 0	4- 3				
2- 0	0- 0	0- 0	NEUTRAL	0- 0	2- 0	0- 0				
8- 4	0- 0	0- 1	NON-CONFERENCE	0- 1	2- 0	6- 2				
5- 0	0- 0	0- 0	HOME	0- 0	0- 0	5- 0				
1- 4	0- 0	0- 1	AWAY	0- 1	0- 0	1- 2				
2- 0	0- 0	0- 0	NEUTRAL	0- 0	2- 0	0- 0				
7- 3	0- 0	0- 0	CONFERENCE	0- 1	1- 0	6- 2				
3- 1	0- 0	0- 0	HOME	0- 0	0- 0	3- 1				
4- 2	0- 0	0- 0	AWAY	0- 1	1- 0	3- 1				
0- 0	0- 0	0- 0	NEUTRAL	0- 0	0- 0	0- 0				

RPI 1-25			RPI 26-50			RPI 51-100			RPI 101+			Team's RPI: 127
RPI	S	Opponent	Score	RPI	S	Opponent	Score	RPI	S	Opponent	Score	
				38	A	Georgetown	63 90	58	A	Quinnipiac	45 74	105 N Boston College 54 48
								75	A	Liberty	63 68	126 A Saint Francis (PA) 71 50
												132 N Sam Houston St. 66 62
												163 A Seattle 70 74
												198 A Stony Brook 46 51
												199 H Yale 67 62
												202 H Monmouth 56 42
												224 A Central Conn. St. 57 62
												228 A Mt. St. Mary's 58 50
												237 A Lehigh 73 63
												258 H Siena 61 60
												270 H St. Francis Brooklyn 47 56
												277 A Robert Morris 70 66
												278 H Bryant 62 44
												285 H Colgate 59 53
												322 A Wagner 76 47
												324 H Manhattan 55 38
												326 H LIU Brooklyn 61 47
												331 H Saint Peter's 79 34
LAST 12 Division I GAMES:												
				322	A	Wagner	76 47					224 A Central Conn. St. 57 62
				228	A	Mt. St. Mary's	58 50					58 A Quinnipiac 45 74
				278	H	Bryant	62 44					326 H LIU Brooklyn 61 47
				202	H	Monmouth	56 42					270 H St. Francis Brooklyn 47 56
				277	A	Robert Morris	70 66					199 H Yale 67 62
				126	A	Saint Francis (PA)	71 50					258 H Siena 61 60

Non-Div I Games:

Sacred Heart

■ Loss,
 ■ Non-Conf,
 ■ S Site,
 ■ Home
 ■ A Away
 N Neutral

Average RPI Win:	232	WON-LOST	WINNING	LAST 10	STRENGTH OF	OPP. STRENGTH	TEAM	ADJ.	CONF.	ADJ CONF.
Average RPI Loss:	137	RECORD	PCT. RANK	GAMES	SCHEDULE	OF SCHEDULE	RPI	RPI	RPI	RPI
DIV. I ONLY	13- 9	114	7- 3	158	239	126	126	25	25	
DIV. I NON-CONF.	5- 6	189	0- 1	77	147	103	103	22	22	
TOTALS	RPI 1-25	RPI 26-50	W-L RECORDS	RPI 51-100	RPI 101-150	RPI 150+				
13- 9	0- 1	0- 2	OVERALL	0- 2	2- 1	11- 3				
7- 3	0- 0	0- 1	HOME	0- 1	2- 1	5- 0				
6- 5	0- 1	0- 1	AWAY	0- 1	0- 0	6- 2				
0- 1	0- 0	0- 0	NEUTRAL	0- 0	0- 0	0- 1				
5- 6	0- 1	0- 2	NON-CONFERENCE	0- 1	2- 0	3- 2				
2- 1	0- 0	0- 1	HOME	0- 0	2- 0	0- 0				
3- 4	0- 1	0- 1	AWAY	0- 1	0- 0	3- 1				
0- 1	0- 0	0- 0	NEUTRAL	0- 0	0- 0	0- 1				
8- 3	0- 0	0- 0	CONFERENCE	0- 1	0- 1	8- 1				
5- 2	0- 0	0- 0	HOME	0- 1	0- 1	5- 0				
3- 1	0- 0	0- 0	AWAY	0- 0	0- 0	3- 1				
0- 0	0- 0	0- 0	NEUTRAL	0- 0	0- 0	0- 0				

RPI 1-25				RPI 26-50				RPI 51-100				RPI 101+ Team's RPI: 126			
RPI	S	Opponent	Score	RPI	S	Opponent	Score	RPI	S	Opponent	Score	RPI	S	Opponent	Score
4	A	Notre Dame	55 128	31	A	Duquesne	38 69	58	H	Quinnipiac	69 85	127	H	Sacred Heart	50 71
				46	H	Saint Joseph's	44 61	72	A	Ohio St.	54 70	130	H	Akron	74 73
												145	H	Howard	69 61
												159	A	Wright St.	98 81
												188	A	Bucknell	62 54
												202	A	Monmouth	63 49
												224	H	Central Conn. St.	67 62
												228	H	Mt. St. Mary's	83 59
												252	A	Fairleigh Dickinson	68 50
												270	A	St. Francis Brooklyn	64 53
												277	H	Robert Morris	72 63
												278	H	Bryant	81 76
												281	N	Florida A&M	65 69
												285	A	Colgate	62 67
												322	H	Wagner	80 43
												326	A	LIU Brooklyn	43 61
												337	A	Kent St.	81 67
LAST 12 Division I GAMES:															
228	H	Mt. St. Mary's	83 59	127	H	Sacred Heart	50 71								
326	A	LIU Brooklyn	43 61	202	A	Monmouth	63 49								
270	A	St. Francis Brooklyn	64 53	252	A	Fairleigh Dickinson	68 50								
277	H	Robert Morris	72 63	224	H	Central Conn. St.	67 62								
322	H	Wagner	80 43	278	H	Bryant	81 76								
58	H	Quinnipiac	69 85	4	A	Notre Dame	55 128								

Non-Div I Games:

Saint Francis (PA)

■ Loss,
 ■ Non-Conf,
 ■ S Site,
 ■ H Home
 ■ A Away
 N Neutral

Saint Joseph's

Through Games Of Sunday, February 10, 2013

Average RPI Win:	175	WON-LOST	WINNING	LAST 10	STRENGTH OF	OPP. STRENGTH	TEAM	ADJ.	CONF.	ADJ CONF.
Average RPI Loss:	35	RECORD	PCT. RANK	GAMES	SCHEDULE	OF SCHEDULE	RPI	RPI	RPI	RPI
DIV. I ONLY	16- 6	53	8- 2	55	93	46	46	8	8	
DIV. I NON-CONF.	9- 5	97	3- 1	23	77	47	47	8	8	
TOTALS	RPI 1-25	RPI 26-50	W-L RECORDS	RPI 51-100	RPI 101-150	RPI 150+				
16- 6	1- 3	0- 1	OVERALL	1- 2	4- 0	10- 0				
7- 4	1- 2	0- 1	HOME	0- 1	2- 0	4- 0				
8- 1	0- 1	0- 0	AWAY	1- 0	2- 0	5- 0				
1- 1	0- 0	0- 0	NEUTRAL	0- 1	0- 0	1- 0				
9- 5	1- 3	0- 1	NON-CONFERENCE	1- 1	2- 0	5- 0				
4- 3	1- 2	0- 1	HOME	0- 0	0- 0	3- 0				
4- 1	0- 1	0- 0	AWAY	1- 0	2- 0	1- 0				
1- 1	0- 0	0- 0	NEUTRAL	0- 1	0- 0	1- 0				
7- 1	0- 0	0- 0	CONFERENCE	0- 1	2- 0	5- 0				
3- 1	0- 0	0- 0	HOME	0- 1	2- 0	1- 0				
4- 0	0- 0	0- 0	AWAY	0- 0	0- 0	4- 0				
0- 0	0- 0	0- 0	NEUTRAL	0- 0	0- 0	0- 0				

RPI 1-25				RPI 26-50				Team's RPI: 46	RPI 51-100				RPI 101+			
RPI	S	Opponent	Score	RPI	S	Opponent	Score		RPI	S	Opponent	Score	RPI	S	Opponent	Score
8	H	Maryland	50 49	35	H	Syracuse	39 80		56	H	Charlotte	66 71	104	H	Richmond	82 62
12	A	UCLA	65 73						69	N	Central Mich.	84 98	110	H	Butler	57 50
19	H	Villanova	51 55						76	A	Drexel	47 45	126	A	Saint Francis (PA)	61 44
20	H	Princeton	59 69										128	A	Hofstra	71 55
													154	A	George Washington	80 67
													177	H	Fairfield	51 38
													187	A	Saint Louis	69 38
													201	A	Penn	66 53
													214	A	VCU	55 50
													217	H	St. Bonaventure	61 44
													220	H	Lafayette	69 43
													287	A	Rhode Island	78 51
													293	N	Savannah St.	88 41
													304	H	UMBC	79 38
LAST 12 Division I GAMES:																
56	H	Charlotte	66 71	154	A	George Washington	80 67									
214	A	VCU	55 50	104	H	Richmond	82 62									
287	A	Rhode Island	78 51	201	A	Penn	66 53									
110	H	Butler	57 50	12	A	UCLA	65 73									
217	H	St. Bonaventure	61 44	304	H	UMBC	79 38									
187	A	Saint Louis	69 38	177	H	Fairfield	51 38									

Non-Div I Games:

Saint Joseph's

■ Loss,
 ■ Non-Conf,
 ■ S Site,
 ■ H Home
 ■ A Away
 N Neutral

Saint Louis

Average RPI Win: 213

WON-LOST

WINNING

LAST 10

Through Games Of Sunday, February 10, 2013

Average RPI Loss: 132

RECORD

PCT. RANK

GAMES

STRENGTH OF
SCHEDULEOPP. STRENGTH
OF SCHEDULETEAM
RPIADJ.
RPICONF.
RPIADJ CONF.
RPI

DIV. I ONLY

10- 13

201

5- 5

170

122

187

187

8

8

DIV. I NON-CONF.

6- 9

218

1- 3

210

206

214

214

8

8

TOTALS

RPI 1-25

RPI 26-50

W-L RECORDS

RPI 51-100

RPI 101-150

RPI 150+

10- 13

0- 1

0- 2

OVERALL

0- 2

1- 4

9- 4

5- 5

0- 0

0- 1

HOME

0- 1

0- 3

5- 0

5- 8

0- 1

0- 1

AWAY

0- 1

1- 1

4- 4

0- 0

0- 0

0- 0

NEUTRAL

0- 0

0- 0

0- 0

6- 9

0- 1

0- 0

NON-CONFERENCE

0- 1

0- 3

6- 4

3- 3

0- 0

0- 0

HOME

0- 0

0- 3

3- 0

3- 6

0- 1

0- 0

AWAY

0- 1

0- 0

3- 4

0- 0

0- 0

0- 0

NEUTRAL

0- 0

0- 0

0- 0

4- 4

0- 0

0- 2

CONFERENCE

0- 1

1- 1

3- 0

2- 2

0- 0

0- 1

HOME

0- 1

0- 0

2- 0

2- 2

0- 0

0- 1

AWAY

0- 0

1- 1

1- 0

0- 0

0- 0

0- 0

NEUTRAL

0- 0

0- 0

0- 0

RPI 1-25

RPI	S	Opponent	Score
22	A	Oklahoma	33 68

RPI 26-50

RPI	S	Opponent	Score
31	A	Duquesne	41 68
46	H	Saint Joseph's	38 69

RPI 51-100

RPI	S	Opponent	Score
56	H	Charlotte	54 71
87	A	Missouri	51 67

RPI 101+

Team's RPI: 187

RPI	S	Opponent	Score
104	A	Richmond	52 49
112	A	Temple	50 54
117	H	UNI	64 73
121	H	Indiana St.	46 48
147	H	Memphis	58 65
153	H	Winthrop	62 53
161	A	UT Martin	62 78
168	A	Evansville	63 59
213	A	Valparaiso	53 47
214	H	VCU	60 46
222	A	Xavier	66 49
240	A	Neb. Omaha	51 42
248	H	Western Ill.	55 44
261	A	Southeast Mo. St.	52 59
275	A	UMKC	53 56
279	H	Ill.-Chicago	58 49
280	A	Drake	55 61
289	H	Massachusetts	59 50

LAST 12 Division I GAMES:

112	A	Temple	50 54	31	A	Duquesne	41 68
289	H	Massachusetts	59 50	214	H	VCU	60 46
222	A	Xavier	66 49	261	A	Southeast Mo. St.	52 59
56	H	Charlotte	54 71	153	H	Winthrop	62 53
104	A	Richmond	52 49	117	H	UNI	64 73
46	H	Saint Joseph's	38 69	280	A	Drake	55 61

S
a
i
n
t
L
o
u
i
sS
a
i
n
t
L
o
u
i
s

Non-Div I Games:

Saint Louis

■ Loss,
 ■ Non-Conf,
 ■ S Site,
 ■ H Home
 ■ A Away
 N Neutral

Saint Peter's

Through Games Of Sunday, February 10, 2013

Average RPI Win:	295	WON-LOST	WINNING	LAST 10	STRENGTH OF	OPP. STRENGTH	TEAM	ADJ.	CONF.	ADJ CONF.
Average RPI Loss:	205	RECORD	PCT. RANK	GAMES	SCHEDULE	OF SCHEDULE	RPI	RPI	RPI	RPI
DIV. I ONLY	2- 21	337	2- 8	234	327	331	331	26	26	
DIV. I NON-CONF.	0- 11	337	0- 0	174	331	334	334	23	23	
TOTALS	RPI 1-25	RPI 26-50	W-L RECORDS	RPI 51-100	RPI 101-150	RPI 150+				
2- 21	0- 0	0- 1	OVERALL	0- 1	0- 3	2- 16				
0- 12	0- 0	0- 1	HOME	0- 1	0- 1	0- 9				
2- 9	0- 0	0- 0	AWAY	0- 0	0- 2	2- 7				
0- 0	0- 0	0- 0	NEUTRAL	0- 0	0- 0	0- 0				
0- 11	0- 0	0- 0	NON-CONFERENCE	0- 1	0- 3	0- 7				
0- 6	0- 0	0- 0	HOME	0- 1	0- 1	0- 4				
0- 5	0- 0	0- 0	AWAY	0- 0	0- 2	0- 3				
0- 0	0- 0	0- 0	NEUTRAL	0- 0	0- 0	0- 0				
2- 10	0- 0	0- 1	CONFERENCE	0- 0	0- 0	2- 9				
0- 6	0- 0	0- 1	HOME	0- 0	0- 0	0- 5				
2- 4	0- 0	0- 0	AWAY	0- 0	0- 0	2- 4				
0- 0	0- 0	0- 0	NEUTRAL	0- 0	0- 0	0- 0				

RPI S	Opponent	Score	RPI S	Opponent	Score	RPI S	Opponent	Score	RPI S	Opponent	Score	Team's RPI: 331
44	H Marist	49 68	80	H Hampton	40 62	127	A Sacred Heart	34 79	130	H Akron	57 103	
						138	A Navy	53 64	174	A Iona	62 93	
						177	H Fairfield	50 58	188	H Bucknell	62 69	
						198	A Stony Brook	41 63	203	A La Salle	55 72	
						210	A Rider	51 74	231	A Loyola Maryland	47 56	
						237	H Lehigh	60 62	241	A Niagara	55 67	
						241	H Niagara	46 54	252	H Fairleigh Dickinson	50 55	
						258	H Siena	60 75	266	A Canisius	74 65	
						266	H Canisius	52 62	294	A Brown	48 82	
						295	H NJIT	35 62	324	A Manhattan	60 49	
						324	H Manhattan	66 73				
LAST 12 Division I GAMES:												
241	A Niagara	55 67	174	A Iona	62 93							
266	A Canisius	74 65	258	H Siena	60 75							
44	H Marist	49 68	266	H Canisius	52 62							
177	H Fairfield	50 58	241	H Niagara	46 54							
324	A Manhattan	60 49	231	A Loyola Maryland	47 56							
210	A Rider	51 74	324	H Manhattan	66 73							

Non-Div I Games:

Saint Peter's

■ Loss,
 ■ Non-Conf,
 ■ S Site,
 ■ H Home
 ■ A Away
 N Neutral

Average RPI Win:	238	WON-LOST	WINNING	LAST 10	STRENGTH OF	OPP. STRENGTH	TEAM	ADJ.	CONF.	ADJ CONF.
Average RPI Loss:	124	RECORD	PCT. RANK	GAMES	SCHEDULE	OF SCHEDULE	RPI	RPI	RPI	RPI
DIV. I ONLY	12- 10	135	8- 2	149	287	132	132	21	21	
DIV. I NON-CONF.	3- 8	274	1- 0	89	236	186	186	20	20	
TOTALS	RPI 1-25	RPI 26-50	W-L RECORDS	RPI 51-100	RPI 101-150	RPI 150+				
12- 10	0- 2	0- 0	OVERALL	1- 1	2- 2	9- 5				
5- 2	0- 0	0- 0	HOME	0- 0	1- 1	4- 1				
5- 7	0- 2	0- 0	AWAY	0- 1	1- 0	4- 4				
2- 1	0- 0	0- 0	NEUTRAL	1- 0	0- 1	1- 0				
3- 8	0- 2	0- 0	NON-CONFERENCE	1- 1	0- 1	2- 4				
0- 1	0- 0	0- 0	HOME	0- 0	0- 0	0- 1				
1- 6	0- 2	0- 0	AWAY	0- 1	0- 0	1- 3				
2- 1	0- 0	0- 0	NEUTRAL	1- 0	0- 1	1- 0				
9- 2	0- 0	0- 0	CONFERENCE	0- 0	2- 1	7- 1				
5- 1	0- 0	0- 0	HOME	0- 0	1- 1	4- 0				
4- 1	0- 0	0- 0	AWAY	0- 0	1- 0	3- 1				
0- 0	0- 0	0- 0	NEUTRAL	0- 0	0- 0	0- 0				

RPI 1-25				RPI 26-50				RPI 51-100				RPI 101+ Team's RPI: 132			
RPI	S	Opponent	Score	RPI	S	Opponent	Score	RPI	S	Opponent	Score	RPI	S	Opponent	Score
21	A	Delaware	31 63					67	A	UTEP	66 85	119	A	Lamar	59 57
25	A	Nebraska	72 85					96	N	Albany (NY)	71 68	119	H	Lamar	48 52
												127	N	Sacred Heart	62 66
												143	H	Oral Roberts	54 47
												165	A	TCU	60 67
												166	H	Texas Southern	57 62
												175	A	South Ala.	61 71
												176	A	Nicholls St.	70 63
												182	A	Long Beach St.	49 50
												191	A	McNeese St.	58 62
												191	H	McNeese St.	60 53
												236	H	Central Ark.	64 48
												274	H	Northwestern St.	72 61
												288	A	Southeastern La.	58 53
												320	N	Grambling	73 55
												334	A	A&M-Corpus Christi	68 53
												334	H	A&M-Corpus Christi	65 46
												345	A	Houston Baptist	75 58
LAST 12 Division I GAMES:															
119	H	Lamar	48 52	236	H	Central Ark.	64 48								
191	H	McNeese St.	60 53	191	A	McNeese St.	58 62								
334	A	A&M-Corpus Christi	68 53	119	A	Lamar	59 57								
176	A	Nicholls St.	70 63	274	H	Northwestern St.	72 61								
288	A	Southeastern La.	58 53	334	H	A&M-Corpus Christi	65 46								
143	H	Oral Roberts	54 47	345	A	Houston Baptist	75 58								

Non-Div I Games: Tex. A&M-Commerce 78 50

Sam Houston St.

■ Loss,
 ■ Non-Conf,
 ■ S Site,
 ■ H Home
 ■ A Away
 N Neutral

Average RPI Win: 278	WON-LOST	WINNING	LAST 10	STRENGTH OF	OPP. STRENGTH	TEAM	ADJ.	CONF.	ADJ CONF.
Average RPI Loss: 152	RECORD	PCT. RANK	GAMES	SCHEDULE	OF SCHEDULE	RPI	RPI	RPI	RPI
DIV. I ONLY	10- 12	191	5- 5	309	247	242	242	20	20
DIV. I NON-CONF.	2- 6	287	0- 0	333	142	322	322	26	26
TOTALS	RPI 1-25	RPI 26-50	W-L RECORDS	RPI 51-100	RPI 101-150	RPI 150+			
10- 12	0- 1	0- 2	OVERALL	0- 2	1- 0	9- 7			
6- 3	0- 0	0- 1	HOME	0- 0	1- 0	5- 2			
4- 9	0- 1	0- 1	AWAY	0- 2	0- 0	4- 5			
0- 0	0- 0	0- 0	NEUTRAL	0- 0	0- 0	0- 0			
2- 6	0- 1	0- 0	NON-CONFERENCE	0- 1	0- 0	2- 4			
1- 1	0- 0	0- 0	HOME	0- 0	0- 0	1- 1			
1- 5	0- 1	0- 0	AWAY	0- 1	0- 0	1- 3			
0- 0	0- 0	0- 0	NEUTRAL	0- 0	0- 0	0- 0			
8- 6	0- 0	0- 2	CONFERENCE	0- 1	1- 0	7- 3			
5- 2	0- 0	0- 1	HOME	0- 0	1- 0	4- 1			
3- 4	0- 0	0- 1	AWAY	0- 1	0- 0	3- 2			
0- 0	0- 0	0- 0	NEUTRAL	0- 0	0- 0	0- 0			

RPI 1-25				RPI 26-50				RPI 51-100				RPI 101+ Team's RPI: 242			
RPI	S	Opponent	Score	RPI	S	Opponent	Score	RPI	S	Opponent	Score	RPI	S	Opponent	Score
16	A	Florida St.	42 77	47	A	Chattanooga	46 60	77	A	Davidson	51 63	124	H	Appalachian St.	66 64
				47	H	Chattanooga	60 66	92	A	Auburn	51 80	151	A	Elon	41 65
												190	A	Clemson	51 63
												196	A	Tennessee Tech	56 65
												205	A	Furman	55 59
												205	H	Furman	65 33
												208	H	Col. of Charleston	56 47
												234	H	Tennessee St.	40 57
												251	A	Oregon	61 72
												313	H	Ga. Southern	56 41
												314	A	Western Caro.	47 38
												317	A	Wofford	59 45
												317	H	Wofford	52 46
												319	A	UNC Greensboro	60 46
												319	H	UNC Greensboro	51 52
												327	H	Alabama St.	49 19
												340	A	Jacksonville St.	48 45
LAST 12 Division I GAMES:															
319	H	UNC Greensboro	51 52	77	A	Davidson	51 63								
47	A	Chattanooga	46 60	314	A	Western Caro.	47 38								
205	A	Furman	55 59	313	H	Ga. Southern	56 41								
317	A	Wofford	59 45	208	H	Col. of Charleston	56 47								
124	H	Appalachian St.	66 64	319	A	UNC Greensboro	60 46								
47	H	Chattanooga	60 66	151	A	Elon	41 65								

Non-Div I Games: Aub.-Montgomery 62 24

Samford

■ Loss,
 ■ Non-Conf, S Site,
 ■ Home
 ■ Away
 N Neutral

Average RPI Win:	185	WON-LOST	WINNING	LAST 10	STRENGTH OF	OPP. STRENGTH	TEAM	ADJ.	CONF.	ADJ CONF.
Average RPI Loss:	62	RECORD	PCT. RANK	GAMES	SCHEDULE	OF SCHEDULE	RPI	RPI	RPI	RPI
DIV. I ONLY	13- 8	99	7- 3	98	80	86	86	7	7	
DIV. I NON-CONF.	6- 4	125	0- 1	141	66	128	128	7	7	
TOTALS	RPI 1-25	RPI 26-50	W-L RECORDS	RPI 51-100	RPI 101-150	RPI 150+				
13- 8	0- 0	1- 4	OVERALL	1- 4	2- 0	9- 0				
7- 4	0- 0	0- 3	HOME	1- 1	2- 0	4- 0				
5- 4	0- 0	1- 1	AWAY	0- 3	0- 0	4- 0				
1- 0	0- 0	0- 0	NEUTRAL	0- 0	0- 0	1- 0				
6- 4	0- 0	0- 2	NON-CONFERENCE	1- 2	1- 0	4- 0				
4- 2	0- 0	0- 2	HOME	1- 0	1- 0	2- 0				
1- 2	0- 0	0- 0	AWAY	0- 2	0- 0	1- 0				
1- 0	0- 0	0- 0	NEUTRAL	0- 0	0- 0	1- 0				
7- 4	0- 0	1- 2	CONFERENCE	0- 2	1- 0	5- 0				
3- 2	0- 0	0- 1	HOME	0- 1	1- 0	2- 0				
4- 2	0- 0	1- 1	AWAY	0- 1	0- 0	3- 0				
0- 0	0- 0	0- 0	NEUTRAL	0- 0	0- 0	0- 0				

RPI 1-25				RPI 26-50				RPI 51-100				Team's RPI: 86	RPI 101+			
RPI	S	Opponent	Score	RPI	S	Opponent	Score	RPI	S	Opponent	Score		RPI	S	Opponent	Score
				33	H	Iowa	73 83	64	A	BYU	48 53		116	H	Northern Colo.	78 44
				34	A	St. Mary's (CA)	73 70	64	H	BYU	54 57		123	H	Santa Clara	59 48
				43	H	San Diego St.	54 58	69	H	Central Mich.	78 72		182	H	Long Beach St.	67 49
				50	A	Gonzaga	57 77	94	A	Cal Poly	50 69		197	A	Portland	69 63
				50	H	Gonzaga	50 62	98	A	Arizona St.	39 72		197	H	Portland	72 54
													206	H	Loyola Marymount	88 78
													207	A	San Francisco	63 61
													233	A	Pepperdine	79 61
													247	N	Boise St.	77 70
													271	H	San Jose St.	91 52
													323	A	Air Force	74 43
LAST 12 Division I GAMES:																
				64	A	BYU	48 53	34	A	St. Mary's (CA)	73 70					
				207	A	San Francisco	63 61	206	H	Loyola Marymount	88 78					
				123	H	Santa Clara	59 48	64	H	BYU	54 57					
				233	A	Pepperdine	79 61	197	A	Portland	69 63					
				197	H	Portland	72 54	50	A	Gonzaga	57 77					
				50	H	Gonzaga	50 62	33	H	Iowa	73 83					

Non-Div I Games: Point Loma 81 56 Cal St. San Marcos 69 44

San Diego

■ Loss,
 ■ Non-Conf,
 ■ S Site,
 ■ Home
 ■ A Away
 N Neutral

Average RPI Win:	183	WON-LOST	WINNING	LAST 10	STRENGTH OF	OPP. STRENGTH	TEAM	ADJ.	CONF.	ADJ CONF.
Average RPI Loss:	47	RECORD	PCT. RANK	GAMES	SCHEDULE	OF SCHEDULE	RPI	RPI	RPI	RPI
DIV. I ONLY	15- 5	43	9- 1	79	110	43	43	17	17	
DIV. I NON-CONF.	7- 4	103	2- 1	33	19	40	40	17	17	
TOTALS	RPI 1-25	RPI 26-50	W-L RECORDS	RPI 51-100	RPI 101-150	RPI 150+				
15- 5	0- 1	0- 2	OVERALL	6- 2	1- 0	8- 0				
7- 2	0- 0	0- 1	HOME	2- 1	1- 0	4- 0				
7- 3	0- 1	0- 1	AWAY	3- 1	0- 0	4- 0				
1- 0	0- 0	0- 0	NEUTRAL	1- 0	0- 0	0- 0				
7- 4	0- 1	0- 2	NON-CONFERENCE	4- 1	1- 0	2- 0				
4- 1	0- 0	0- 1	HOME	1- 0	1- 0	2- 0				
2- 3	0- 1	0- 1	AWAY	2- 1	0- 0	0- 0				
1- 0	0- 0	0- 0	NEUTRAL	1- 0	0- 0	0- 0				
8- 1	0- 0	0- 0	CONFERENCE	2- 1	0- 0	6- 0				
3- 1	0- 0	0- 0	HOME	1- 1	0- 0	2- 0				
5- 0	0- 0	0- 0	AWAY	1- 0	0- 0	4- 0				
0- 0	0- 0	0- 0	NEUTRAL	0- 0	0- 0	0- 0				

RPI 1-25				RPI 26-50				Team's RPI: 43				RPI 51-100				RPI 101+			
RPI	S	Opponent	Score	RPI	S	Opponent	Score	RPI	S	Opponent	Score	RPI	S	Opponent	Score	RPI	S	Opponent	Score
12	A	UCLA	52 66	27	A	Colorado	53 67	53	H	SMU	88 72	137	H	Southern California	80 46				
				42	H	Oklahoma St.	72 80	61	A	Washington	58 59	209	A	New Mexico	63 39				
								66	H	Wyoming	66 43	238	A	Colorado St.	48 44				
								86	A	San Diego	58 54	245	A	UNLV	74 60				
								92	N	Auburn	78 57	247	A	Boise St.	64 40				
								94	A	Cal Poly	73 56	263	H	UC Irvine	63 53				
								95	A	Fresno St.	74 49	293	H	Savannah St.	72 51				
								95	H	Fresno St.	72 80	298	H	Nevada	69 57				
												323	H	Air Force	68 46				
LAST 12 Division I GAMES:																			
95	A	Fresno St.	74 49	245	A	UNLV	74 60												
247	A	Boise St.	64 40	238	A	Colorado St.	48 44												
323	H	Air Force	68 46	95	H	Fresno St.	72 80												
209	A	New Mexico	63 39	293	H	Savannah St.	72 51												
298	H	Nevada	69 57	42	H	Oklahoma St.	72 80												
66	H	Wyoming	66 43	53	H	SMU	88 72												

Non-Div I Games: Cal St. Dom. Hills 66 30 Fresno Pacific 90 41

San Diego St.

Loss, Non-Conf, S Site, H Home A Away N Neutral

San Francisco

Through Games Of Sunday, February 10, 2013

Average RPI Win:	186	WON-LOST	WINNING	LAST 10	STRENGTH OF	OPP. STRENGTH	TEAM	ADJ.	CONF.	ADJ CONF.
Average RPI Loss:	115	RECORD	PCT. RANK	GAMES	SCHEDULE	OF SCHEDULE	RPI	RPI	RPI	RPI
DIV. I ONLY	8- 15	260	2- 8	78	128	207	207	7	7	
DIV. I NON-CONF.	6- 6	160	0- 1	111	245	149	149	7	7	
<hr/>										
TOTALS	RPI 1-25	RPI 26-50	W-L RECORDS	RPI 51-100	RPI 101-150	RPI 150+				
8- 15	0- 0	0- 4	OVERALL	2- 4	0- 4	6- 3				
6- 6	0- 0	0- 2	HOME	1- 3	0- 1	5- 0				
2- 9	0- 0	0- 0	AWAY	1- 0	0- 1	1- 0				
0- 0	0- 0	0- 0	NEUTRAL	0- 0	0- 0	0- 0				
6- 6	0- 0	0- 1	NON-CONFERENCE	1- 2	0- 2	5- 1				
4- 2	0- 0	0- 0	HOME	0- 2	0- 0	4- 0				
2- 4	0- 0	0- 1	AWAY	1- 0	0- 2	1- 1				
0- 0	0- 0	0- 0	NEUTRAL	0- 0	0- 0	0- 0				
2- 9	0- 0	0- 3	CONFERENCE	1- 2	0- 2	1- 2				
2- 4	0- 0	0- 2	HOME	1- 1	0- 1	1- 0				
0- 5	0- 0	0- 1	AWAY	0- 1	0- 1	0- 2				
0- 0	0- 0	0- 0	NEUTRAL	0- 0	0- 0	0- 0				

RPI 1-25				RPI 26-50				RPI 51-100				RPI 101+ Team's RPI: 207			
RPI	S	Opponent	Score	RPI	S	Opponent	Score	RPI	S	Opponent	Score	RPI	S	Opponent	Score
				34	A	St. Mary's (CA)	63 68	64	A	BYU	58 80	114	A	Cal St. Northridge	33 77
				34	H	St. Mary's (CA)	48 68	64	H	BYU	65 56	123	A	Santa Clara	48 61
				48	A	Pacific	59 75	82	H	Fordham	48 55	123	H	Santa Clara	64 69
				50	H	Gonzaga	46 84	86	H	San Diego	61 63	144	A	Sacramento St.	60 68
								94	A	Cal Poly	71 67	164	H	Hawaii	65 52
								95	H	Fresno St.	63 72	194	H	UC Davis	72 65
												197	H	Portland	88 81
												206	A	Loyola Marymount	50 65
												233	A	Pepperdine	67 71
												247	H	Boise St.	75 61
												260	A	UTSA	61 60
												271	H	San Jose St.	92 64
												291	A	Cal St. Fullerton	55 60
LAST 12 Division I GAMES:															
				123	H	Santa Clara	64 69	206	A	Loyola Marymount	50 65				
				50	H	Gonzaga	46 84	197	H	Portland	88 81				
				86	H	San Diego	61 63	233	A	Pepperdine	67 71				
				34	A	St. Mary's (CA)	63 68	64	A	BYU	58 80				
				64	H	BYU	65 56	34	H	St. Mary's (CA)	48 68				
				123	A	Santa Clara	48 61	48	A	Pacific	59 75				

Non-Div I Games: Notre Dame de Namur93 43

San Francisco

■ Loss,
 ■ Non-Conf,
 ■ S Site,
 ■ Home
 ■ A Away
 N Neutral

Average RPI Win:	226	WON-LOST	WINNING	LAST 10	STRENGTH OF	OPP. STRENGTH	TEAM	ADJ.	CONF.	ADJ CONF.
Average RPI Loss:	168	RECORD	PCT. RANK	GAMES	SCHEDULE	OF SCHEDULE	RPI	RPI	RPI	RPI
DIV. I ONLY	8- 14	251	5- 5	202	241	271	271	24	24	
DIV. I NON-CONF.	2- 8	304	0- 0	194	224	308	308	24	24	
TOTALS	RPI 1-25	RPI 26-50	W-L RECORDS	RPI 51-100	RPI 101-150	RPI 150+				
8- 14	0- 0	0- 1	OVERALL	0- 1	1- 4	7- 8				
7- 5	0- 0	0- 1	HOME	0- 0	1- 2	6- 2				
1- 9	0- 0	0- 0	AWAY	0- 1	0- 2	1- 6				
0- 0	0- 0	0- 0	NEUTRAL	0- 0	0- 0	0- 0				
2- 8	0- 0	0- 1	NON-CONFERENCE	0- 1	1- 2	1- 4				
2- 3	0- 0	0- 1	HOME	0- 0	1- 1	1- 1				
0- 5	0- 0	0- 0	AWAY	0- 1	0- 1	0- 3				
0- 0	0- 0	0- 0	NEUTRAL	0- 0	0- 0	0- 0				
6- 6	0- 0	0- 0	CONFERENCE	0- 0	0- 2	6- 4				
5- 2	0- 0	0- 0	HOME	0- 0	0- 1	5- 1				
1- 4	0- 0	0- 0	AWAY	0- 0	0- 1	1- 3				
0- 0	0- 0	0- 0	NEUTRAL	0- 0	0- 0	0- 0				

RPI S	Opponent	Score	RPI S	Opponent	Score	RPI S	Opponent	Score	RPI S	Opponent	Score	Team's RPI: 271
48	H Pacific	60 74	86	A San Diego	52 91	114	H Cal St. Northridge	73 63				
						120	A Eastern Ill.	67 88				
						123	H Santa Clara	47 62				
						146	A Idaho	65 82				
						146	H Idaho	66 83				
						156	A Utah St.	54 87				
						156	H Utah St.	103 80				
						163	A Seattle	60 72				
						163	H Seattle	74 65				
						168	A Evansville	65 74				
						170	A Louisiana Tech	80 94				
						207	A San Francisco	64 92				
						216	H Denver	68 67				
						259	H New Mexico St.	51 50				
						260	H UTSA	54 57				
						267	H Southern Utah	82 93				
						286	H Texas St.	98 96				
						291	A Cal St. Fullerton	59 60				
						305	A Texas-Arlington	78 70				
						307	H Utah Valley	81 72				
LAST 12 Division I GAMES:												
156	A Utah St.	54 87	216	H Denver	68 67							
146	H Idaho	66 83	156	H Utah St.	103 80							
163	H Seattle	74 65	163	A Seattle	60 72							
305	A Texas-Arlington	78 70	146	A Idaho	65 82							
170	A Louisiana Tech	80 94	260	H UTSA	54 57							
259	H New Mexico St.	51 50	286	H Texas St.	98 96							

Non-Div I Games: San Fran. St. 70 51

San Jose St.

Average RPI Win:	224	WON-LOST	WINNING	LAST 10	STRENGTH OF	OPP. STRENGTH	TEAM	ADJ.	CONF.	ADJ CONF.
Average RPI Loss:	94	RECORD	PCT. RANK	GAMES	SCHEDULE	OF SCHEDULE	RPI	RPI	RPI	RPI
DIV. I ONLY	13- 11	140	4- 6	124	118	123	123	7	7	
DIV. I NON-CONF.	8- 5	115	1- 0	100	207	94	94	7	7	
TOTALS	RPI 1-25	RPI 26-50	W-L RECORDS	RPI 51-100	RPI 101-150	RPI 150+				
13- 11	0- 1	0- 4	OVERALL	1- 2	0- 1	12- 3				
6- 5	0- 1	0- 1	HOME	1- 1	0- 1	5- 1				
6- 5	0- 0	0- 0	AWAY	0- 0	0- 0	6- 1				
1- 1	0- 0	0- 1	NEUTRAL	0- 0	0- 0	1- 0				
8- 5	0- 1	0- 2	NON-CONFERENCE	1- 0	0- 1	7- 1				
4- 2	0- 1	0- 0	HOME	1- 0	0- 1	3- 0				
3- 2	0- 0	0- 1	AWAY	0- 0	0- 0	3- 1				
1- 1	0- 0	0- 1	NEUTRAL	0- 0	0- 0	1- 0				
5- 6	0- 0	0- 2	CONFERENCE	0- 2	0- 0	5- 2				
2- 3	0- 0	0- 1	HOME	0- 1	0- 0	2- 1				
3- 3	0- 0	0- 1	AWAY	0- 1	0- 0	3- 1				
0- 0	0- 0	0- 0	NEUTRAL	0- 0	0- 0	0- 0				

RPI 1-25				RPI 26-50				RPI 51-100				RPI 101+ Team's RPI: 123			
RPI	S	Opponent	Score	RPI	S	Opponent	Score	RPI	S	Opponent	Score	RPI	S	Opponent	Score
3	H	Stanford	57 92	34	H	St. Mary's (CA)	50 56	64	H	BYU	48 65	114	H	Cal St. Northridge	67 70
				39	N	Toledo	48 73	86	A	San Diego	48 59	182	A	Long Beach St.	68 67
				48	A	Pacific	45 72	95	H	Fresno St.	58 53	194	A	UC Davis	59 70
				50	A	Gonzaga	50 79					197	A	Portland	59 58
												197	H	Portland	68 71
												206	A	Loyola Marymount	50 71
												206	H	Loyola Marymount	58 54
												207	A	San Francisco	69 64
												207	H	San Francisco	61 48
												226	N	Cleveland St.	82 71
												233	A	Pepperdine	38 36
												245	H	UNLV	70 64
												263	H	UC Irvine	77 54
												271	A	San Jose St.	62 47
												276	A	CSU Bakersfield	77 56
												307	H	Utah Valley	80 67
LAST 12 Division I GAMES:															
207	A	San Francisco	69 64	207	H	San Francisco	61 48								
206	A	Loyola Marymount	50 71	233	A	Pepperdine	38 36								
64	H	BYU	48 65	206	H	Loyola Marymount	58 54								
86	A	San Diego	48 59	50	A	Gonzaga	50 79								
197	H	Portland	68 71	197	A	Portland	59 58								
34	H	St. Mary's (CA)	50 56	245	H	UNLV	70 64								

Non-Div I Games:

Santa Clara

■ Loss,
 ■ Non-Conf, S Site,
 ■ Home
 ■ Away
 N Neutral

Average RPI Win:	264	WON-LOST	WINNING	LAST 10	STRENGTH OF	OPP. STRENGTH	TEAM	ADJ.	CONF.	ADJ CONF.
Average RPI Loss:	160	RECORD	PCT. RANK	GAMES	SCHEDULE	OF SCHEDULE	RPI	RPI	RPI	RPI
DIV. I ONLY	4- 15	317	1- 8	126	231	293	293	30	30	
DIV. I NON-CONF.	2- 8	304	1- 3	70	86	229	229	30	30	
TOTALS	RPI 1-25	RPI 26-50	W-L RECORDS	RPI 51-100	RPI 101-150	RPI 150+				
4- 15	0- 2	0- 2	OVERALL	0- 2	0- 1	4- 8				
4- 3	0- 0	0- 0	HOME	0- 1	0- 0	4- 2				
0- 11	0- 2	0- 1	AWAY	0- 1	0- 1	0- 6				
0- 1	0- 0	0- 1	NEUTRAL	0- 0	0- 0	0- 0				
2- 8	0- 2	0- 2	NON-CONFERENCE	0- 1	0- 0	2- 3				
2- 0	0- 0	0- 0	HOME	0- 0	0- 0	2- 0				
0- 7	0- 2	0- 1	AWAY	0- 1	0- 0	0- 3				
0- 1	0- 0	0- 1	NEUTRAL	0- 0	0- 0	0- 0				
2- 7	0- 0	0- 0	CONFERENCE	0- 1	0- 1	2- 5				
2- 3	0- 0	0- 0	HOME	0- 1	0- 0	2- 2				
0- 4	0- 0	0- 0	AWAY	0- 0	0- 1	0- 3				
0- 0	0- 0	0- 0	NEUTRAL	0- 0	0- 0	0- 0				

RPI 1-25				RPI 26-50				RPI 51-100				RPI 101+ Team's RPI: 293			
RPI	S	Opponent	Score	RPI	S	Opponent	Score	RPI	S	Opponent	Score	RPI	S	Opponent	Score
14	A	South Carolina	47 78	43	A	San Diego St.	51 72	60	A	Florida	38 88	145	A	Howard	41 53
17	A	Georgia	57 94	46	N	Saint Joseph's	41 88	80	H	Hampton	40 70	152	A	South Carolina St.	54 75
												152	H	South Carolina St.	49 46
												167	A	Southern Miss.	38 51
												172	A	Mississippi St.	55 70
												243	H	North Florida	49 40
												281	H	Florida A&M	49 59
												292	A	Coppin St.	53 57
												300	A	Morgan St.	50 68
												308	H	Bethune-Cookman	41 50
												316	A	Jacksonville	60 72
												327	H	Alabama St.	60 48
												335	H	Norfolk St.	62 55
LAST 12 Division I GAMES:															
152	H	South Carolina St.	49 46	292	A	Coppin St.	53 57								
145	A	Howard	41 53	43	A	San Diego St.	51 72								
152	A	South Carolina St.	54 75	46	N	Saint Joseph's	41 88								
308	H	Bethune-Cookman	41 50	60	A	Florida	38 88								
281	H	Florida A&M	49 59	327	H	Alabama St.	60 48								
300	A	Morgan St.	50 68	316	A	Jacksonville	60 72								

Non-Div I Games: Trinity Baptist 66 41 Talladega 58 56 Columbia (SC) 89 55

Savannah St.

Average RPI Win: 216	WON-LOST	WINNING	LAST 10	STRENGTH OF	OPP. STRENGTH	TEAM	ADJ.	CONF.	ADJ CONF.
Average RPI Loss: 177	RECORD	PCT. RANK	GAMES	SCHEDULE	OF SCHEDULE	RPI	RPI	RPI	RPI
DIV. I ONLY	13- 9	114	7- 3	236	210	163	163	24	24
DIV. I NON-CONF.	3- 6	241	0- 0	188	149	272	272	24	24
TOTALS	RPI 1-25	RPI 26-50	W-L RECORDS	RPI 51-100	RPI 101-150	RPI 150+			
13- 9	0- 0	0- 1	OVERALL	0- 2	2- 0	11- 6			
9- 3	0- 0	0- 1	HOME	0- 1	1- 0	8- 1			
4- 6	0- 0	0- 0	AWAY	0- 1	1- 0	3- 5			
0- 0	0- 0	0- 0	NEUTRAL	0- 0	0- 0	0- 0			
3- 6	0- 0	0- 1	NON-CONFERENCE	0- 2	1- 0	2- 3			
3- 3	0- 0	0- 1	HOME	0- 1	1- 0	2- 1			
0- 3	0- 0	0- 0	AWAY	0- 1	0- 0	0- 2			
0- 0	0- 0	0- 0	NEUTRAL	0- 0	0- 0	0- 0			
10- 3	0- 0	0- 0	CONFERENCE	0- 0	1- 0	9- 3			
6- 0	0- 0	0- 0	HOME	0- 0	0- 0	6- 0			
4- 3	0- 0	0- 0	AWAY	0- 0	1- 0	3- 3			
0- 0	0- 0	0- 0	NEUTRAL	0- 0	0- 0	0- 0			

RPI S	Opponent	Score	RPI S	Opponent	Score	RPI S	Opponent	Score	RPI S	Opponent	Score	Team's RPI: 163
48	H Pacific	70 71	61	H Washington	75 77	127	H Sacred Heart	74 70	146	A Idaho	76 71	
			64	A BYU	62 70	156	A Utah St.	62 67	156	H Utah St.	71 68	
						170	H Louisiana Tech	64 47	195	H Portland St.	72 59	
						197	H Portland	63 61	216	A Denver	69 66	
						216	H Denver	63 53	233	A Pepperdine	64 70	
						238	A Colorado St.	55 58	259	A New Mexico St.	60 54	
						259	H New Mexico St.	78 62	260	A UTSA	55 65	
						263	H UC Irvine	60 61	271	A San Jose St.	65 74	
						271	H San Jose St.	72 60	286	A Texas St.	70 58	
						305	H Texas-Arlington	69 53				
LAST 12 Division I GAMES:												
259	H New Mexico St.	78 62	170	H Louisiana Tech	64 47							
216	H Denver	63 53	305	H Texas-Arlington	69 53							
156	A Utah St.	62 67	216	A Denver	69 66							
271	A San Jose St.	65 74	259	A New Mexico St.	60 54							
286	A Texas St.	70 58	271	H San Jose St.	72 60							
260	A UTSA	55 65	156	H Utah St.	71 68							

Non-Div I Games:

Seattle

Average RPI Win:	234	WON-LOST	WINNING	LAST 10	STRENGTH OF	OPP. STRENGTH	TEAM	ADJ.	CONF.	ADJ CONF.
Average RPI Loss:	83	RECORD	PCT. RANK	GAMES	SCHEDULE	OF SCHEDULE	RPI	RPI	RPI	RPI
DIV. I ONLY	8- 15	260	3- 7	85	81	219	219	3	3	
DIV. I NON-CONF.	5- 8	221	1- 1	207	258	273	273	3	3	
TOTALS	RPI 1-25	RPI 26-50	W-L RECORDS	RPI 51-100	RPI 101-150	RPI 150+				
8- 15	0- 2	0- 5	OVERALL	1- 3	0- 2	7- 3				
7- 6	0- 2	0- 1	HOME	1- 1	0- 1	6- 1				
1- 7	0- 0	0- 4	AWAY	0- 1	0- 1	1- 1				
0- 2	0- 0	0- 0	NEUTRAL	0- 1	0- 0	0- 1				
5- 8	0- 1	0- 1	NON-CONFERENCE	0- 1	0- 2	5- 3				
5- 3	0- 1	0- 0	HOME	0- 0	0- 1	5- 1				
0- 3	0- 0	0- 1	AWAY	0- 0	0- 1	0- 1				
0- 2	0- 0	0- 0	NEUTRAL	0- 1	0- 0	0- 1				
3- 7	0- 1	0- 4	CONFERENCE	1- 2	0- 0	2- 0				
2- 3	0- 1	0- 1	HOME	1- 1	0- 0	1- 0				
1- 4	0- 0	0- 3	AWAY	0- 1	0- 0	1- 0				
0- 0	0- 0	0- 0	NEUTRAL	0- 0	0- 0	0- 0				

RPI 1-25				RPI 26-50				RPI 51-100				RPI 101+ Team's RPI: 219			
RPI	S	Opponent	Score	RPI	S	Opponent	Score	RPI	S	Opponent	Score	RPI	S	Opponent	Score
4	H	Notre Dame	49 69	28	A	DePaul	48 74	51	A	St. John's (NY)	46 72	112	A	Temple	38 54
14	H	South Carolina	42 55	29	A	Michigan	29 72	52	H	Rutgers	45 42	147	H	Memphis	58 65
				35	A	Syracuse	34 65	66	N	Wyoming	45 55	157	A	Wake Forest	63 64
				38	A	Georgetown	50 70	68	H	South Fla.	52 74	173	A	Cincinnati	64 56
				45	H	Marquette	53 56					215	H	Pittsburgh	69 56
												220	H	Lafayette	60 54
												223	N	South Dakota	55 71
												228	H	Mt. St. Mary's	64 74
												258	H	Siena	57 48
												295	H	NJIT	69 66
												317	H	Wofford	57 53
												344	H	New Orleans	82 35
LAST 12 Division I GAMES:															
4	H	Notre Dame	49 69	45	H	Marquette	53 56								
28	A	DePaul	48 74	51	A	St. John's (NY)	46 72								
35	A	Syracuse	34 65	173	A	Cincinnati	64 56								
52	H	Rutgers	45 42	215	H	Pittsburgh	69 56								
68	H	South Fla.	52 74	317	H	Wofford	57 53								
38	A	Georgetown	50 70	147	H	Memphis	58 65								

Non-Div I Games:

Seton Hall

■ Loss,
 ■ Non-Conf,
 ■ S Site,
 ■ H Home
 ■ A Away
 N Neutral

Average RPI Win: 284	WON-LOST	WINNING	LAST 10	STRENGTH OF	OPP. STRENGTH	TEAM	ADJ.	CONF.	ADJ CONF.
Average RPI Loss: 164	RECORD	PCT. RANK	GAMES	SCHEDULE	OF SCHEDULE	RPI	RPI	RPI	RPI
DIV. I ONLY	9- 14	226	5- 5	274	255	258	258	26	26
DIV. I NON-CONF.	4- 7	230	0- 0	277	241	262	262	23	23
TOTALS	RPI 1-25	RPI 26-50	W-L RECORDS	RPI 51-100	RPI 101-150	RPI 150+			
9- 14	0- 1	0- 2	OVERALL	0- 1	0- 2	9- 8			
5- 5	0- 1	0- 1	HOME	0- 1	0- 1	5- 1			
4- 9	0- 0	0- 1	AWAY	0- 0	0- 1	4- 7			
0- 0	0- 0	0- 0	NEUTRAL	0- 0	0- 0	0- 0			
4- 7	0- 1	0- 0	NON-CONFERENCE	0- 1	0- 2	4- 3			
2- 3	0- 1	0- 0	HOME	0- 1	0- 1	2- 0			
2- 4	0- 0	0- 0	AWAY	0- 0	0- 1	2- 3			
0- 0	0- 0	0- 0	NEUTRAL	0- 0	0- 0	0- 0			
5- 7	0- 0	0- 2	CONFERENCE	0- 0	0- 0	5- 5			
3- 2	0- 0	0- 1	HOME	0- 0	0- 0	3- 1			
2- 5	0- 0	0- 1	AWAY	0- 0	0- 0	2- 4			
0- 0	0- 0	0- 0	NEUTRAL	0- 0	0- 0	0- 0			

RPI 1-25				RPI 26-50				RPI 51-100				RPI 101+ Team's RPI: 258			
RPI	S	Opponent	Score	RPI	S	Opponent	Score	RPI	S	Opponent	Score	RPI	S	Opponent	Score
18	H	Dayton	53 91	44	A	Marist	64 75	96	H	Albany (NY)	48 65	127	A	Sacred Heart	60 61
				44	H	Marist	48 66					149	H	N.C. A&T	47 49
												174	H	Iona	70 54
												177	A	Fairfield	43 50
												177	H	Fairfield	59 66
												215	A	Pittsburgh	50 75
												219	A	Seton Hall	48 57
												231	A	Loyola Maryland	37 53
												231	H	Loyola Maryland	62 52
												241	A	Niagara	62 70
												252	H	Fairleigh Dickinson	76 56
												266	A	Canisius	62 65
												287	A	Rhode Island	39 47
												289	A	Massachusetts	57 51
												301	A	Binghamton	62 44
												324	A	Manhattan	54 51
												324	H	Manhattan	62 55
												331	A	Saint Peter's	75 60
												333	H	Maine	53 50
LAST 12 Division I GAMES:															
				44	H	Marist	48 66					231	H	Loyola Maryland	62 52
				324	A	Manhattan	54 51					331	A	Saint Peter's	75 60
				231	A	Loyola Maryland	37 53					324	H	Manhattan	62 55
				174	H	Iona	70 54					177	H	Fairfield	59 66
				44	A	Marist	64 75					241	A	Niagara	62 70
				177	A	Fairfield	43 50					266	A	Canisius	62 65

Non-Div I Games:

Siena

Season High:				Through Games Of Sunday, February 10, 1918						
Average RPI Win:	207	WON-LOST	WINNING	LAST 10	STRENGTH OF	OPP. STRENGTH	TEAM	ADJ.	CONF.	ADJ CONF.
Average RPI Loss:	133	RECORD	PCT. RANK	GAMES	SCHEDULE	OF SCHEDULE	RPI	RPI	RPI	RPI
DIV. I ONLY	12- 11	149	4- 6	197	171	175	175	12	12	
DIV. I NON-CONF.	6- 2	55	0- 0	260	283	97	97	13	13	

TOTALS	RPI 1-25		RPI 26-50	W-L RECORDS		RPI 51-100	RPI 101-150		RPI 150+	
12- 11	0- 0		0- 0	OVERALL		1- 3	3- 4		8- 4	
7- 4	0- 0		0- 0	HOME		1- 2	2- 1		4- 1	
4- 7	0- 0		0- 0	AWAY		0- 1	0- 3		4- 3	
1- 0	0- 0		0- 0	NEUTRAL		0- 0	1- 0		0- 0	
6- 2	0- 0		0- 0	NON-CONFERENCE		0- 0	2- 1		4- 1	
3- 0	0- 0		0- 0	HOME		0- 0	1- 0		2- 0	
2- 2	0- 0		0- 0	AWAY		0- 0	0- 1		2- 1	
1- 0	0- 0		0- 0	NEUTRAL		0- 0	1- 0		0- 0	
6- 9	0- 0		0- 0	CONFERENCE		1- 3	1- 3		4- 3	
4- 4	0- 0		0- 0	HOME		1- 2	1- 1		2- 1	
2- 5	0- 0		0- 0	AWAY		0- 1	0- 2		2- 2	
0- 0	0- 0		0- 0	NEUTRAL		0- 0	0- 0		0- 0	

RPI 1-25				RPI 26-50				RPI 51-100				RPI 101+ Team's RPI: 175			
RPI	S	Opponent	Score	RPI	S	Opponent	Score	RPI	S	Opponent	Score	RPI	S	Opponent	Score
								55	H	Middle Tenn.	39 60	103	N	Detroit	59 56
								88	H	Western Ky.	56 46	114	A	Cal St. Northridge	40 47
								93	A	UALR	34 65	118	A	FIU	49 63
								93	H	UALR	40 49	118	H	FIU	46 50
												132	H	Sam Houston St.	71 61
												139	A	Arkansas St.	61 72
												139	H	Arkansas St.	53 47
												155	A	UCF	54 55
												167	H	Southern Miss.	69 67
												189	A	North Texas	47 67
												192	A	Fla. Atlantic	56 67
												192	H	Fla. Atlantic	56 59
												221	A	La.-Monroe	55 45
												221	H	La.-Monroe	61 51
												234	H	Tennessee St.	59 43
												262	A	Southern U.	63 41
												284	A	La.-Lafayette	53 43
												290	H	Troy	74 58
												345	A	Houston Baptist	83 53
LAST 12 Division I GAMES:															
				192	H	Fla. Atlantic	56 59	221	H	La.-Monroe	61 51				
				290	H	Troy	74 58	189	A	North Texas	47 67				
				93	A	UALR	34 65	284	A	La.-Lafayette	53 43				
				139	A	Arkansas St.	61 72	55	H	Middle Tenn.	39 60				
				118	H	FIU	46 50	221	A	La.-Monroe	55 45				
				88	H	Western Ky.	56 46	139	H	Arkansas St.	53 47				

Non-Div I Games:	Spring Hill	86	52
------------------	-------------	----	----

South Ala.

■ Loss, ■ Non-Conf, S Site, H Home A Away N Neutral

South Carolina

Through Games Of Sunday, February 10, 2013

Average RPI Win:	129	WON-LOST	WINNING	LAST 10	STRENGTH OF	OPP. STRENGTH	TEAM	ADJ.	CONF.	ADJ CONF.
Average RPI Loss:	9	RECORD	PCT. RANK	GAMES	SCHEDULE	OF SCHEDULE	RPI	RPI	RPI	RPI
DIV. I ONLY	20- 4	19	8- 2	15	39	14	14	4	4	
DIV. I NON-CONF.	12- 1	4	1- 0	71	82	19	19	6	6	
TOTALS	RPI 1-25	RPI 26-50	W-L RECORDS	RPI 51-100	RPI 101-150	RPI 150+				
20- 4	1- 4	2- 0	OVERALL	7- 0	1- 0	9- 0				
11- 3	1- 3	1- 0	HOME	3- 0	0- 0	6- 0				
6- 1	0- 1	0- 0	AWAY	2- 0	1- 0	3- 0				
3- 0	0- 0	1- 0	NEUTRAL	2- 0	0- 0	0- 0				
12- 1	0- 1	1- 0	NON-CONFERENCE	3- 0	0- 0	8- 0				
7- 1	0- 1	0- 0	HOME	1- 0	0- 0	6- 0				
2- 0	0- 0	0- 0	AWAY	0- 0	0- 0	2- 0				
3- 0	0- 0	1- 0	NEUTRAL	2- 0	0- 0	0- 0				
8- 3	1- 3	1- 0	CONFERENCE	4- 0	1- 0	1- 0				
4- 2	1- 2	1- 0	HOME	2- 0	0- 0	0- 0				
4- 1	0- 1	0- 0	AWAY	2- 0	1- 0	1- 0				
0- 0	0- 0	0- 0	NEUTRAL	0- 0	0- 0	0- 0				

RPI	S	Opponent	Score	RPI	S	Opponent	Score	RPI	S	Opponent	Score	RPI	S	Opponent	Score
3	H	Stanford	49 53	28	N	DePaul	55 46	59	H	LSU	66 59	133	A	Alabama	65 53
7	H	Tennessee	53 73	36	H	Vanderbilt	64 48	60	A	Florida	52 44	151	H	Elon	77 44
9	H	Texas A&M	48 50					62	N	FGCU	65 46	152	H	South Carolina St.	65 45
10	H	Kentucky	55 50					73	A	Arkansas	43 40	170	A	Louisiana Tech	82 58
17	A	Georgia	40 42					76	H	Drexel	58 55	172	A	Mississippi St.	60 46
								80	N	Hampton	45 34	190	H	Clemson	64 43
								92	H	Auburn	59 51	205	H	Furman	69 35
												219	A	Seton Hall	55 42
												293	H	Savannah St.	78 47
												314	H	Western Caro.	66 44
LAST 12 Division I GAMES:															
9	H	Texas A&M	48 50	59	H	LSU	66 59	17	A	Georgia	40 42				
133	A	Alabama	65 53	36	H	Vanderbilt	64 48	73	A	Arkansas	43 40	172	A	Mississippi St.	60 46
92	H	Auburn	59 51	7	H	Tennessee	53 73								
73	A	Arkansas	43 40	60	A	Florida	52 44	314	H	Western Caro.	66 44				
10	H	Kentucky	55 50												
60	A	Florida	52 44												

Non-Div I Games:

South Carolina

Loss, Non-Conf, S Site, H Home A Away N Neutral

Average RPI Win:	260	WON-LOST	WINNING	LAST 10	STRENGTH OF	OPP. STRENGTH	TEAM	ADJ.	CONF.	ADJ CONF.
Average RPI Loss:	159	RECORD	PCT. RANK	GAMES	SCHEDULE	OF SCHEDULE	RPI	RPI	RPI	RPI
DIV. I ONLY	11- 7	105	5- 5	255	286	152	152	30	30	
DIV. I NON-CONF.	6- 3	84	3- 2	114	233	57	57	30	30	
TOTALS	RPI 1-25	RPI 26-50	W-L RECORDS	RPI 51-100	RPI 101-150	RPI 150+				
11- 7	0- 2	0- 0	OVERALL	0- 1	1- 1	10- 3				
6- 2	0- 0	0- 0	HOME	0- 1	0- 0	6- 1				
5- 5	0- 2	0- 0	AWAY	0- 0	1- 1	4- 2				
0- 0	0- 0	0- 0	NEUTRAL	0- 0	0- 0	0- 0				
6- 3	0- 2	0- 0	NON-CONFERENCE	0- 0	0- 1	6- 0				
3- 0	0- 0	0- 0	HOME	0- 0	0- 0	3- 0				
3- 3	0- 2	0- 0	AWAY	0- 0	0- 1	3- 0				
0- 0	0- 0	0- 0	NEUTRAL	0- 0	0- 0	0- 0				
5- 4	0- 0	0- 0	CONFERENCE	0- 1	1- 0	4- 3				
3- 2	0- 0	0- 0	HOME	0- 1	0- 0	3- 1				
2- 2	0- 0	0- 0	AWAY	0- 0	1- 0	1- 2				
0- 0	0- 0	0- 0	NEUTRAL	0- 0	0- 0	0- 0				

RPI 1-25				RPI 26-50				RPI 51-100				RPI 101+ Team's RPI: 152			
RPI	S	Opponent	Score	RPI	S	Opponent	Score	RPI	S	Opponent	Score	RPI	S	Opponent	Score
14	A	South Carolina	45 65					80	H	Hampton	46 59	136	A	Old Dominion	63 79
17	A	Georgia	46 62									145	A	Howard	54 53
												153	H	Winthrop	62 52
												190	A	Clemson	67 55
												204	A	Presbyterian	60 55
												281	H	Florida A&M	56 61
												292	A	Coppin St.	56 69
												293	A	Savannah St.	46 49
												293	H	Savannah St.	75 54
												297	H	Coastal Caro.	78 55
												300	A	Morgan St.	83 74
												308	H	Bethune-Cookman	58 39
												316	H	Jacksonville	68 45
												321	A	Charleston So.	73 57
												335	H	Norfolk St.	62 59
LAST 12 Division I GAMES:															
293	A	Savannah St.	46 49	300	A	Morgan St.	83 74								
145	A	Howard	54 53	153	H	Winthrop	62 52								
293	H	Savannah St.	75 54	136	A	Old Dominion	63 79								
281	H	Florida A&M	56 61	14	A	South Carolina	45 65								
308	H	Bethune-Cookman	58 39	297	H	Coastal Caro.	78 55								
292	A	Coppin St.	56 69	321	A	Charleston So.	73 57								

Non-Div I Games: Southern Wesleyan 94 46 Claflin 77 42

South Carolina St.

Loss, Non-Conf, S Site, H Home A Away N Neutral

South Dakota

Through Games Of Sunday, February 10, 2013

Average RPI Win:	251	WON-LOST	WINNING	LAST 10	STRENGTH OF	OPP. STRENGTH	TEAM	ADJ.	CONF.	ADJ CONF.
Average RPI Loss:	160	RECORD	PCT. RANK	GAMES	SCHEDULE	OF SCHEDULE	RPI	RPI	RPI	RPI
DIV. I ONLY	10- 12	191	6- 4	259	191	223	223	22	22	
DIV. I NON-CONF.	4- 8	241	1- 1	246	184	252	252	21	21	
TOTALS	RPI 1-25	RPI 26-50	W-L RECORDS	RPI 51-100	RPI 101-150	RPI 150+				
10- 12	0- 0	0- 1	OVERALL	0- 3	1- 2	9- 6				
5- 4	0- 0	0- 1	HOME	0- 1	0- 1	5- 1				
4- 8	0- 0	0- 0	AWAY	0- 2	1- 1	3- 5				
1- 0	0- 0	0- 0	NEUTRAL	0- 0	0- 0	1- 0				
4- 8	0- 0	0- 1	NON-CONFERENCE	0- 1	0- 2	4- 4				
2- 2	0- 0	0- 1	HOME	0- 0	0- 1	2- 0				
1- 6	0- 0	0- 0	AWAY	0- 1	0- 1	1- 4				
1- 0	0- 0	0- 0	NEUTRAL	0- 0	0- 0	1- 0				
6- 4	0- 0	0- 0	CONFERENCE	0- 2	1- 0	5- 2				
3- 2	0- 0	0- 0	HOME	0- 1	0- 0	3- 1				
3- 2	0- 0	0- 0	AWAY	0- 1	1- 0	2- 1				
0- 0	0- 0	0- 0	NEUTRAL	0- 0	0- 0	0- 0				

RPI 1-25	RPI 26-50	RPI 51-100	RPI 101+	Team's RPI: 223
RPI S Opponent Score	RPI S Opponent Score	RPI S Opponent Score	RPI S Opponent Score	Score
	32 H Creighton 49 53	65 A Kansas St. 54 68	117 A UNI 50 63	
		74 A South Dakota St. 60 72	141 A IUPUI 76 56	
		74 H South Dakota St. 55 63	148 H Idaho St. 45 69	
			156 A Utah St. 69 70	
			219 N Seton Hall 71 55	
			226 A Cleveland St. 46 60	
			233 A Pepperdine 54 70	
			240 H Neb. Omaha 62 57	
			247 A Boise St. 50 52	
			248 A Western Ill. 63 60	
			257 H IPFW 82 51	
			269 H Oakland 64 49	
			273 A North Dakota St. 73 52	
			273 H North Dakota St. 50 57	
			275 A UMKC 56 60	
			275 H UMKC 67 45	
			280 A Drake 74 69	
			307 H Utah Valley 72 48	
LAST 12 Division I GAMES:				
	275 H UMKC 67 45	257 H IPFW 82 51		
	273 H North Dakota St. 50 57	275 A UMKC 56 60		
	74 H South Dakota St. 55 63	74 A South Dakota St. 60 72		
	141 A IUPUI 76 56	273 A North Dakota St. 73 52		
	248 A Western Ill. 63 60	240 H Neb. Omaha 62 57		
	269 H Oakland 64 49	247 A Boise St. 50 52		

Non-Div I Games: Dakota St. 90 35 Peru St. 93 37

South Dakota

Loss, Non-Conf, S Site, H Home A Away N Neutral

Average RPI Win:	208	WON-LOST	WINNING	LAST 10	STRENGTH OF	OPP. STRENGTH	TEAM	ADJ.	CONF.	ADJ CONF.
Average RPI Loss:	52	RECORD	PCT. RANK	GAMES	SCHEDULE	OF SCHEDULE	RPI	RPI	RPI	RPI
DIV. I ONLY	19- 6	42	9- 1	163	91	74	74	22	22	
DIV. I NON-CONF.	9- 5	97	1- 0	62	10	51	51	21	21	
TOTALS	RPI 1-25	RPI 26-50	W-L RECORDS	RPI 51-100	RPI 101-150	RPI 150+				
19- 6	1- 2	1- 2	OVERALL	1- 1	2- 1	14- 0				
10- 3	1- 0	0- 2	HOME	1- 0	0- 1	8- 0				
8- 2	0- 1	1- 0	AWAY	0- 1	1- 0	6- 0				
1- 1	0- 1	0- 0	NEUTRAL	0- 0	1- 0	0- 0				
9- 5	1- 2	1- 2	NON-CONFERENCE	1- 1	2- 0	4- 0				
4- 2	1- 0	0- 2	HOME	1- 0	0- 0	2- 0				
4- 2	0- 1	1- 0	AWAY	0- 1	1- 0	2- 0				
1- 1	0- 1	0- 0	NEUTRAL	0- 0	1- 0	0- 0				
10- 1	0- 0	0- 0	CONFERENCE	0- 0	0- 1	10- 0				
6- 1	0- 0	0- 0	HOME	0- 0	0- 1	6- 0				
4- 0	0- 0	0- 0	AWAY	0- 0	0- 0	4- 0				
0- 0	0- 0	0- 0	NEUTRAL	0- 0	0- 0	0- 0				

RPI 1-25				RPI 26-50				RPI 51-100				RPI 101+			
RPI	S	Opponent	Score	RPI	S	Opponent	Score	RPI	S	Opponent	Score	RPI	S	Opponent	Score
5	A	Penn St.	50 60	32	H	Creighton	54 63	55	H	Middle Tenn.	63 56	117	A	UNI	61 49
19	N	Villanova	47 71	38	A	Georgetown	64 58	69	A	Central Mich.	62 88	129	N	Washington St.	65 56
25	H	Nebraska	60 55	45	H	Marquette	74 77					141	H	IUPUI	56 57
												223	A	South Dakota	63 55
												223	H	South Dakota	72 60
												227	H	Eastern Mich.	66 65
												240	A	Neb. Omaha	74 64
												248	H	Western Ill.	86 51
												257	A	IPFW	66 64
												257	H	IPFW	72 62
												265	A	Northern Ill.	59 58
												269	A	Oakland	64 43
												269	H	Oakland	83 48
												273	H	North Dakota St.	76 57
												275	A	UMKC	62 61
												275	H	UMKC	82 47
												283	H	Delaware St.	72 57
LAST 12 Division I GAMES:															
269	H	Oakland	83 48	248	H	Western Ill.	86 51								
257	H	IPFW	72 62	257	A	IPFW	66 64								
275	A	UMKC	62 61	269	A	Oakland	64 43								
223	A	South Dakota	63 55	223	H	South Dakota	72 60								
240	A	Neb. Omaha	74 64	275	H	UMKC	82 47								
141	H	IUPUI	56 57	273	H	North Dakota St.	76 57								

Non-Div I Games:

South Dakota St.

Average RPI Win:	195	WON-LOST	WINNING	LAST 10	STRENGTH OF	OPP. STRENGTH	TEAM	ADJ.	CONF.	ADJ CONF.
Average RPI Loss:	22	RECORD	PCT. RANK	GAMES	SCHEDULE	OF SCHEDULE	RPI	RPI	RPI	RPI
DIV. I ONLY	16- 6	53	6- 4	120	68	68	68	3	3	
DIV. I NON-CONF.	11- 2	23	2- 1	200	183	76	76	3	3	
TOTALS	RPI 1-25	RPI 26-50	W-L RECORDS	RPI 51-100	RPI 101-150	RPI 150+				
16- 6	0- 4	1- 2	OVERALL	2- 0	1- 0	12- 0				
9- 3	0- 3	1- 0	HOME	2- 0	1- 0	5- 0				
6- 2	0- 0	0- 0	AWAY	0- 0	0- 0	6- 0				
1- 1	0- 0	0- 1	NEUTRAL	0- 0	0- 0	1- 0				
11- 2	0- 1	0- 1	NON-CONFERENCE	2- 0	1- 0	8- 0				
7- 1	0- 1	0- 0	HOME	2- 0	1- 0	4- 0				
3- 0	0- 0	0- 0	AWAY	0- 0	0- 0	3- 0				
1- 1	0- 0	0- 1	NEUTRAL	0- 0	0- 0	1- 0				
5- 4	0- 3	1- 1	CONFERENCE	0- 0	0- 0	4- 0				
2- 2	0- 2	1- 0	HOME	0- 0	0- 0	1- 0				
3- 2	0- 1	0- 1	AWAY	0- 0	0- 0	3- 0				
0- 0	0- 0	0- 0	NEUTRAL	0- 0	0- 0	0- 0				

RPI S	Opponent	Score	RPI S	Opponent	Score	RPI S	Opponent	Score	RPI S	Opponent	Score
4	H Notre Dame	71 75	28	A DePaul	75 91	62	H FGCU	67 46	103	H Detroit	74 60
19	A Villanova	49 52	32	N Creighton	74 91	100	H Stetson	70 48	158	H Bradley	60 50
24	H Louisville	75 78	45	H Marquette	58 48				169	A Providence	82 54
25	H Nebraska	52 62							173	H Cincinnati	77 44
									190	A Clemson	75 73
									212	H North Dakota	85 58
									215	A Pittsburgh	78 60
									219	A Seton Hall	74 52
									243	H North Florida	66 44
									281	H Florida A&M	100 75
									298	N Nevada	71 46
									316	A Jacksonville	92 52
									341	A UNC Asheville	77 29
LAST 12 Division I GAMES:											
169	A Providence	82 54	173	H Cincinnati	77 44						
215	A Pittsburgh	78 60	28	A DePaul	75 91						
24	H Louisville	75 78	4	H Notre Dame	71 75						
45	H Marquette	58 48	103	H Detroit	74 60						
219	A Seton Hall	74 52	281	H Florida A&M	100 75						
19	A Villanova	49 52	32	N Creighton	74 91						

Non-Div I Games:

South Fla.

Average RPI Win:	239	WON-LOST	WINNING	LAST 10	STRENGTH OF	OPP. STRENGTH	TEAM	ADJ.	CONF.	ADJ CONF.
Average RPI Loss:	174	RECORD	PCT. RANK	GAMES	SCHEDULE	OF SCHEDULE	RPI	RPI	RPI	RPI
DIV. I ONLY	9- 15	243	3- 7	239	245	261	261	27	27	
DIV. I NON-CONF.	6- 7	183	1- 0	247	181	208	208	27	27	
TOTALS	RPI 1-25	RPI 26-50	W-L RECORDS	RPI 51-100	RPI 101-150	RPI 150+				
9- 15	0- 0	0- 1	OVERALL	0- 2	1- 3	8- 9				
6- 5	0- 0	0- 0	HOME	0- 0	0- 2	6- 3				
2- 10	0- 0	0- 1	AWAY	0- 2	1- 1	1- 6				
1- 0	0- 0	0- 0	NEUTRAL	0- 0	0- 0	1- 0				
6- 7	0- 0	0- 1	NON-CONFERENCE	0- 2	1- 1	5- 3				
4- 1	0- 0	0- 0	HOME	0- 0	0- 1	4- 0				
1- 6	0- 0	0- 1	AWAY	0- 2	1- 0	0- 3				
1- 0	0- 0	0- 0	NEUTRAL	0- 0	0- 0	1- 0				
3- 8	0- 0	0- 0	CONFERENCE	0- 0	0- 2	3- 6				
2- 4	0- 0	0- 0	HOME	0- 0	0- 1	2- 3				
1- 4	0- 0	0- 0	AWAY	0- 0	0- 1	1- 3				
0- 0	0- 0	0- 0	NEUTRAL	0- 0	0- 0	0- 0				

RPI 1-25				RPI 26-50				RPI 51-100				RPI 101+				Team's RPI: 261	
RPI	S	Opponent	Score	RPI	S	Opponent	Score	RPI	S	Opponent	Score	RPI	S	Opponent	Score		
				40	A	Kansas	58 68	87	A	Missouri	51 80	120	A	Eastern Ill.	62 82		
								88	A	Western Ky.	46 60	120	H	Eastern Ill.	46 64		
												135	H	Missouri St.	55 69		
												139	A	Arkansas St.	52 51		
												159	H	Wright St.	78 66		
												161	H	UT Martin	71 82		
												178	A	Belmont	58 71		
												181	A	Houston	44 61		
												186	H	Eastern Ky.	49 53		
												187	H	Saint Louis	59 52		
												193	A	SIU Edwardsville	65 78		
												200	H	Murray St.	70 58		
												234	A	Tennessee St.	58 68		
												248	H	Western Ill.	56 47		
												275	A	UMKC	64 69		
												279	H	Ill.-Chicago	67 52		
												299	H	Morehead St.	64 70		
												309	A	Southern Ill.	57 58		
												311	N	Tex.-Pan American	55 54		
												315	A	Austin Peay	69 51		
												315	H	Austin Peay	71 57		
LAST 12 Division I GAMES:																	
				120	H	Eastern Ill.	46 64	161	H	UT Martin	71 82						
				315	A	Austin Peay	69 51	234	A	Tennessee St.	58 68						
				186	H	Eastern Ky.	49 53	187	H	Saint Louis	59 52						
				193	A	SIU Edwardsville	65 78	200	H	Murray St.	70 58						
				120	A	Eastern Ill.	62 82	315	H	Austin Peay	71 57						
				299	H	Morehead St.	64 70	178	A	Belmont	58 71						

Non-Div I Games:

Southeast Mo. St.

■ Loss,
 ■ Non-Conf,
 ■ S Site,
 ■ Home
 ■ A Away
 N Neutral

Average RPI Win:	314	WON-LOST	WINNING	LAST 10	STRENGTH OF	OPP. STRENGTH	TEAM	ADJ.	CONF.	ADJ CONF.
Average RPI Loss:	175	RECORD	PCT. RANK	GAMES	SCHEDULE	OF SCHEDULE	RPI	RPI	RPI	RPI
DIV. I ONLY	7- 13	255	2- 8	320	335	288	288	21	21	
DIV. I NON-CONF.	5- 4	141	0- 1	336	338	215	215	20	20	
TOTALS	RPI 1-25	RPI 26-50	W-L RECORDS	RPI 51-100	RPI 101-150	RPI 150+				
7- 13	0- 1	0- 0	OVERALL	0- 0	0- 5	7- 7				
2- 4	0- 0	0- 0	HOME	0- 0	0- 2	2- 2				
5- 9	0- 1	0- 0	AWAY	0- 0	0- 3	5- 5				
0- 0	0- 0	0- 0	NEUTRAL	0- 0	0- 0	0- 0				
5- 4	0- 1	0- 0	NON-CONFERENCE	0- 0	0- 1	5- 2				
1- 0	0- 0	0- 0	HOME	0- 0	0- 0	1- 0				
4- 4	0- 1	0- 0	AWAY	0- 0	0- 1	4- 2				
0- 0	0- 0	0- 0	NEUTRAL	0- 0	0- 0	0- 0				
2- 9	0- 0	0- 0	CONFERENCE	0- 0	0- 4	2- 5				
1- 4	0- 0	0- 0	HOME	0- 0	0- 2	1- 2				
1- 5	0- 0	0- 0	AWAY	0- 0	0- 2	1- 3				
0- 0	0- 0	0- 0	NEUTRAL	0- 0	0- 0	0- 0				

RPI 1-25				RPI 26-50				RPI 51-100				RPI 101+ Team's RPI: 288			
RPI	S	Opponent	Score	RPI	S	Opponent	Score	RPI	S	Opponent	Score	RPI	S	Opponent	Score
1	A	Baylor	41 106									119	A	Lamar	49 58
												132	H	Sam Houston St.	53 58
												133	A	Alabama	62 97
												143	A	Oral Roberts	48 90
												143	H	Oral Roberts	62 81
												176	A	Nicholls St.	65 69
												176	H	Nicholls St.	65 71
												230	A	Stephen F. Austin	38 80
												236	A	Central Ark.	70 64
												236	H	Central Ark.	60 76
												246	A	Ole Miss	85 95
												262	A	Southern U.	56 59
												274	A	Northwestern St.	55 64
												281	A	Florida A&M	62 59
												318	A	Jackson St.	66 54
												334	H	A&M-Corpus Christi	66 54
												339	A	Alcorn	59 54
												344	A	New Orleans	76 64
												344	H	New Orleans	69 67
LAST 12 Division I GAMES:															
176	A	Nicholls St.	65 69	230	A	Stephen F. Austin	38 80								
143	A	Oral Roberts	48 90	176	H	Nicholls St.	65 71								
236	A	Central Ark.	70 64	119	A	Lamar	49 58								
334	H	A&M-Corpus Christi	66 54	236	H	Central Ark.	60 76								
132	H	Sam Houston St.	53 58	143	H	Oral Roberts	62 81								
274	A	Northwestern St.	55 64	1	A	Baylor	41 106								

Non-Div I Games: Mobile 83 53 William Carey 91 69

Southeastern La.

■ Loss,
 ■ Non-Conf, S Site,
 ■ Home
 ■ Away
 N Neutral

Average RPI Win:	154	WON-LOST	WINNING	LAST 10	STRENGTH OF	OPP. STRENGTH	TEAM	ADJ.	CONF.	ADJ CONF.
Average RPI Loss:	59	RECORD	PCT. RANK	GAMES	SCHEDULE	OF SCHEDULE	RPI	RPI	RPI	RPI
DIV. I ONLY	8- 15	260	3- 7	30	25	137	137	6	6	
DIV. I NON-CONF.	3- 8	274	0- 0	12	14	160	160	5	5	
TOTALS	RPI 1-25	RPI 26-50	W-L RECORDS	RPI 51-100	RPI 101-150	RPI 150+				
8- 15	0- 5	0- 4	OVERALL	1- 3	4- 2	3- 1				
5- 9	0- 3	0- 3	HOME	1- 1	3- 1	1- 1				
3- 6	0- 2	0- 1	AWAY	0- 2	1- 1	2- 0				
0- 0	0- 0	0- 0	NEUTRAL	0- 0	0- 0	0- 0				
3- 8	0- 3	0- 3	NON-CONFERENCE	0- 1	2- 0	1- 1				
2- 6	0- 3	0- 2	HOME	0- 0	1- 0	1- 1				
1- 2	0- 0	0- 1	AWAY	0- 1	1- 0	0- 0				
0- 0	0- 0	0- 0	NEUTRAL	0- 0	0- 0	0- 0				
5- 7	0- 2	0- 1	CONFERENCE	1- 2	2- 2	2- 0				
3- 3	0- 0	0- 1	HOME	1- 1	2- 1	0- 0				
2- 4	0- 2	0- 0	AWAY	0- 1	0- 1	2- 0				
0- 0	0- 0	0- 0	NEUTRAL	0- 0	0- 0	0- 0				

RPI 1-25				RPI 26-50				RPI 51-100				RPI 101+ Team's RPI: 137			
RPI	S	Opponent	Score	RPI	S	Opponent	Score	RPI	S	Opponent	Score	RPI	S	Opponent	Score
3	A	Stanford	66 75	27	H	Colorado	49 65	61	A	Washington	58 61	102	H	Utah	60 63
6	A	California	63 71	36	H	Vanderbilt	56 74	61	H	Washington	81 72	111	H	Arizona	74 57
9	H	Texas A&M	61 79	43	A	San Diego St.	46 80	95	A	Fresno St.	60 65	129	A	Washington St.	54 57
11	H	Duke	60 75	50	H	Gonzaga	52 63	98	H	Arizona St.	53 60	129	H	Washington St.	61 59
25	H	Nebraska	65 74									131	A	UC Santa Barbara	62 51
												139	H	Arkansas St.	72 58
												180	A	Oregon St.	56 55
												194	H	UC Davis	69 78
												233	H	Pepperdine	65 56
												251	A	Oregon	67 62
LAST 12 Division I GAMES:															
61	A	Washington	58 61	3	A	Stanford	66 75								
129	A	Washington St.	54 57	6	A	California	63 71								
27	H	Colorado	49 65	129	H	Washington St.	61 59								
102	H	Utah	60 63	61	H	Washington	81 72								
111	H	Arizona	74 57	251	A	Oregon	67 62								
98	H	Arizona St.	53 60	180	A	Oregon St.	56 55								

Non-Div I Games:

Southern California

■ Loss,
 ■ Non-Conf,
 ■ S Site,
 ■ H Home
 ■ A Away
 N Neutral

Average RPI Win:	268	WON-LOST	WINNING	LAST 10	STRENGTH OF	OPP. STRENGTH	TEAM	ADJ.	CONF.	ADJ CONF.
Average RPI Loss:	163	RECORD	PCT. RANK	GAMES	SCHEDULE	OF SCHEDULE	RPI	RPI	RPI	RPI
DIV. I ONLY	4- 17	319	1- 9	238	186	309	309	10	10	
DIV. I NON-CONF.	3- 8	274	2- 0	291	327	306	306	9	9	
TOTALS	RPI 1-25	RPI 26-50	W-L RECORDS	RPI 51-100	RPI 101-150	RPI 150+				
4- 17	0- 0	0- 1	OVERALL	0- 3	0- 3	4- 10				
2- 7	0- 0	0- 1	HOME	0- 1	0- 1	2- 4				
2- 8	0- 0	0- 0	AWAY	0- 2	0- 2	2- 4				
0- 2	0- 0	0- 0	NEUTRAL	0- 0	0- 0	0- 2				
3- 8	0- 0	0- 0	NON-CONFERENCE	0- 1	0- 0	3- 7				
1- 3	0- 0	0- 0	HOME	0- 0	0- 0	1- 3				
2- 3	0- 0	0- 0	AWAY	0- 1	0- 0	2- 2				
0- 2	0- 0	0- 0	NEUTRAL	0- 0	0- 0	0- 2				
1- 9	0- 0	0- 1	CONFERENCE	0- 2	0- 3	1- 3				
1- 4	0- 0	0- 1	HOME	0- 1	0- 1	1- 1				
0- 5	0- 0	0- 0	AWAY	0- 1	0- 2	0- 2				
0- 0	0- 0	0- 0	NEUTRAL	0- 0	0- 0	0- 0				

RPI S	Opponent	Score	RPI S	Opponent	Score	RPI S	Opponent	Score	RPI S	Opponent	Score	Team's RPI: 309
			32	H Creighton	60 81	78	H Wichita St.	59 72	117	A UNI	59 76	
						85	A Illinois St.	41 89	121	A Indiana St.	57 72	
						87	A Missouri	47 110	135	H Missouri St.	72 79	
									158	A Bradley	48 90	
									168	A Evansville	65 71	
									168	H Evansville	41 52	
									192	N Fla. Atlantic	81 85	
									193	A SIU Edwardsville	68 63	
									200	A Murray St.	55 67	
									235	N Radford	62 85	
									236	H Central Ark.	46 59	
									249	H Marshall	66 70	
									255	A Loyola Chicago	73 82	
									257	H IPFW	65 78	
									261	H Southeast Mo. St.	58 57	
									280	H Drake	77 70	
									338	A Chicago St.	69 66	
LAST 12 Division I GAMES:												
168	H Evansville	41 52	121	A Indiana St.	57 72							
158	A Bradley	48 90	168	A Evansville	65 71							
117	A UNI	59 76	280	H Drake	77 70							
135	H Missouri St.	72 79	32	H Creighton	60 81							
78	H Wichita St.	59 72	338	A Chicago St.	69 66							
85	A Illinois St.	41 89	193	A SIU Edwardsville	68 63							

Non-Div I Games:

Southern Ill.

Average RPI Win:	220	WON-LOST	WINNING	LAST 10	STRENGTH OF	OPP. STRENGTH	TEAM	ADJ.	CONF.	ADJ CONF.
Average RPI Loss:	135	RECORD	PCT. RANK	GAMES	SCHEDULE	OF SCHEDULE	RPI	RPI	RPI	RPI
DIV. I ONLY	10- 10	160	5- 5	189	158	167	167	9	9	
DIV. I NON-CONF.	6- 5	146	2- 0	269	293	196	196	10	10	
TOTALS	RPI 1-25	RPI 26-50	W-L RECORDS	RPI 51-100	RPI 101-150	RPI 150+				
10- 10	0- 0	0- 0	OVERALL	0- 4	2- 1	8- 5				
6- 3	0- 0	0- 0	HOME	0- 2	1- 0	5- 1				
4- 7	0- 0	0- 0	AWAY	0- 2	1- 1	3- 4				
0- 0	0- 0	0- 0	NEUTRAL	0- 0	0- 0	0- 0				
6- 5	0- 0	0- 0	NON-CONFERENCE	0- 2	0- 0	6- 3				
4- 1	0- 0	0- 0	HOME	0- 1	0- 0	4- 0				
2- 4	0- 0	0- 0	AWAY	0- 1	0- 0	2- 3				
0- 0	0- 0	0- 0	NEUTRAL	0- 0	0- 0	0- 0				
4- 5	0- 0	0- 0	CONFERENCE	0- 2	2- 1	2- 2				
2- 2	0- 0	0- 0	HOME	0- 1	1- 0	1- 1				
2- 3	0- 0	0- 0	AWAY	0- 1	1- 1	1- 1				
0- 0	0- 0	0- 0	NEUTRAL	0- 0	0- 0	0- 0				

RPI 1-25			RPI 26-50			RPI 51-100			RPI 101+			Team's RPI: 167
RPI	S	Opponent	Score	RPI	S	Opponent	Score	RPI	S	Opponent	Score	
						53	H SMU	69	79	140	A UAB	54 51
						67	A UTEP	55	60	142	H Rice	76 57
						80	H Hampton	41	78	147	A Memphis	57 63
						93	A UALR	45	64	155	A UCF	62 57
										161	A UT Martin	80 87
										171	H Tulsa	56 78
										172	H Mississippi St.	61 59
										175	A South Ala.	67 69
										181	A Houston	70 81
										191	H McNeese St.	68 59
										221	A La.-Monroe	55 73
										236	H Central Ark.	53 44
										249	H Marshall	48 46
										281	A Florida A&M	88 71
										293	H Savannah St.	51 38
										344	A New Orleans	69 59
LAST 12 Division I GAMES:												
						67	A UTEP	55	60	53	H SMU	69 79
						171	H Tulsa	56	78	147	A Memphis	57 63
						140	A UAB	54	51	249	H Marshall	48 46
						142	H Rice	76	57	344	A New Orleans	69 59
						181	A Houston	70	81	236	H Central Ark.	53 44
						155	A UCF	62	57	161	A UT Martin	80 87

Non-Div I Games: William Carey 76 46 Loyola (LA) 79 63

Southern Miss.

Loss, Non-Conf, S Site, H Home A Away N Neutral

Average RPI Win:	291	WON-LOST	WINNING	LAST 10	STRENGTH OF	OPP. STRENGTH	TEAM	ADJ.	CONF.	ADJ CONF.
Average RPI Loss:	173	RECORD	PCT. RANK	GAMES	SCHEDULE	OF SCHEDULE	RPI	RPI	RPI	RPI
DIV. I ONLY	11- 12	170	8- 2	317	319	262	262	32	32	
DIV. I NON-CONF.	1- 10	324	0- 0	145	114	312	312	31	31	
TOTALS	RPI 1-25	RPI 26-50	W-L RECORDS	RPI 51-100	RPI 101-150	RPI 150+				
11- 12	0- 1	0- 0	OVERALL	0- 4	0- 0	11- 7				
7- 3	0- 0	0- 0	HOME	0- 1	0- 0	7- 2				
4- 6	0- 1	0- 0	AWAY	0- 3	0- 0	4- 2				
0- 3	0- 0	0- 0	NEUTRAL	0- 0	0- 0	0- 3				
1- 10	0- 1	0- 0	NON-CONFERENCE	0- 4	0- 0	1- 5				
1- 3	0- 0	0- 0	HOME	0- 1	0- 0	1- 2				
0- 4	0- 1	0- 0	AWAY	0- 3	0- 0	0- 0				
0- 3	0- 0	0- 0	NEUTRAL	0- 0	0- 0	0- 3				
10- 2	0- 0	0- 0	CONFERENCE	0- 0	0- 0	10- 2				
6- 0	0- 0	0- 0	HOME	0- 0	0- 0	6- 0				
4- 2	0- 0	0- 0	AWAY	0- 0	0- 0	4- 2				
0- 0	0- 0	0- 0	NEUTRAL	0- 0	0- 0	0- 0				

RPI 1-25				RPI 26-50				RPI 51-100				RPI 101+ Team's RPI: 262			
RPI	S	Opponent	Score	RPI	S	Opponent	Score	RPI	S	Opponent	Score	RPI	S	Opponent	Score
9	A	Texas A&M	48 88					52	A	Rutgers	49 63	166	H	Texas Southern	72 60
								72	A	Ohio St.	50 73	175	H	South Ala.	41 63
								82	A	Fordham	44 56	193	N	SIU Edwardsville	53 55
								91	H	Tulane	45 65	217	N	St. Bonaventure	36 56
												232	H	Prairie View	60 55
												249	N	Marshall	47 57
												256	H	Mississippi Val.	73 62
												284	H	La.-Lafayette	69 71
												288	H	Southeastern La.	59 56
												310	A	Alabama A&M	76 63
												318	A	Jackson St.	72 59
												318	H	Jackson St.	56 54
												320	A	Grambling	76 92
												320	H	Grambling	83 81
												327	A	Alabama St.	57 44
												330	A	Ark.-Pine Bluff	50 59
												330	H	Ark.-Pine Bluff	67 44
												339	A	Alcorn	64 53
LAST 12 Division I GAMES:															
330	A	Ark.-Pine Bluff	50 59	256	H	Mississippi Val.	73 62								
318	H	Jackson St.	56 54	330	H	Ark.-Pine Bluff	67 44								
320	H	Grambling	83 81	318	A	Jackson St.	72 59								
339	A	Alcorn	64 53	320	A	Grambling	76 92								
310	A	Alabama A&M	76 63	232	H	Prairie View	60 55								
327	A	Alabama St.	57 44	166	H	Texas Southern	72 60								

Non-Div I Games:

Southern U.

Southern Utah

Through Games Of Sunday, February 10, 2013

Average RPI Win:	278	WON-LOST	WINNING	LAST 10	STRENGTH OF	OPP. STRENGTH	TEAM	ADJ.	CONF.	ADJ CONF.
Average RPI Loss:	157	RECORD	PCT. RANK	GAMES	SCHEDULE	OF SCHEDULE	RPI	RPI	RPI	RPI
DIV. I ONLY	10- 12	191	3- 7	325	290	267	267	15	15	
DIV. I NON-CONF.	5- 4	141	0- 0	315	342	238	238	14	14	
TOTALS	RPI 1-25	RPI 26-50	W-L RECORDS	RPI 51-100	RPI 101-150	RPI 150+				
10- 12	0- 0	0- 1	OVERALL	0- 1	1- 6	9- 4				
4- 5	0- 0	0- 0	HOME	0- 1	1- 2	3- 2				
5- 6	0- 0	0- 1	AWAY	0- 0	0- 4	5- 1				
1- 1	0- 0	0- 0	NEUTRAL	0- 0	0- 0	1- 1				
5- 4	0- 0	0- 1	NON-CONFERENCE	0- 0	0- 1	5- 2				
2- 1	0- 0	0- 0	HOME	0- 0	0- 0	2- 1				
2- 2	0- 0	0- 1	AWAY	0- 0	0- 1	2- 0				
1- 1	0- 0	0- 0	NEUTRAL	0- 0	0- 0	1- 1				
5- 8	0- 0	0- 0	CONFERENCE	0- 1	1- 5	4- 2				
2- 4	0- 0	0- 0	HOME	0- 1	1- 2	1- 1				
3- 4	0- 0	0- 0	AWAY	0- 0	0- 3	3- 1				
0- 0	0- 0	0- 0	NEUTRAL	0- 0	0- 0	0- 0				

RPI S	Opponent	Score	RPI S	Opponent	Score	RPI S	Opponent	Score	RPI S	Opponent	Score	Team's RPI: 267
37	A Texas Tech	54 73	79	H Montana	63 78	102	A Utah	61 79	109	A Eastern Wash.	70 79	
						113	H Montana St.	59 65	144	A Sacramento St.	86 93	
						144	H Sacramento St.	79 71	148	A Idaho St.	71 80	
						148	H Idaho St.	50 60	176	N Nicholls St.	54 65	
						195	A Portland St.	70 68	212	A North Dakota	60 54	
						259	H New Mexico St.	68 70	271	A San Jose St.	93 82	
						282	A Northern Ariz.	74 76	282	H Northern Ariz.	61 71	
						307	A Utah Valley	71 66	307	H Utah Valley	66 49	
						329	A Weber St.	74 61	329	H Weber St.	72 54	
						344	N New Orleans	76 47	345	H Houston Baptist	79 58	
LAST 12 Division I GAMES:												
148	H Idaho St.	50 60	79	H Montana	63 78							
329	H Weber St.	72 54	113	H Montana St.	59 65							
282	A Northern Ariz.	74 76	329	A Weber St.	74 61							
144	A Sacramento St.	86 93	148	A Idaho St.	71 80							
109	A Eastern Wash.	70 79	144	H Sacramento St.	79 71							
195	A Portland St.	70 68	282	H Northern Ariz.	61 71							

Non-Div I Games: Southern Ore. 99 71

Southern Utah

■ Loss,
 ■ Non-Conf,
 ■ S Site,
 ■ Home
 ■ A Away
 N Neutral

Average RPI Win:	280	WON-LOST	WINNING	LAST 10	STRENGTH OF	OPP. STRENGTH	TEAM	ADJ.	CONF.	ADJ CONF.
Average RPI Loss:	94	RECORD	PCT. RANK	GAMES	SCHEDULE	OF SCHEDULE	RPI	RPI	RPI	RPI
DIV. I ONLY	9- 15	243	2- 8	147	106	217	217	8	8	
DIV. I NON-CONF.	7- 8	178	1- 2	127	179	158	158	8	8	
TOTALS	RPI 1-25	RPI 26-50	W-L RECORDS	RPI 51-100	RPI 101-150	RPI 150+				
9- 15	0- 2	0- 5	OVERALL	0- 1	0- 3	9- 4				
6- 4	0- 0	0- 0	HOME	0- 1	0- 2	6- 1				
2- 9	0- 1	0- 5	AWAY	0- 0	0- 1	2- 2				
1- 2	0- 1	0- 0	NEUTRAL	0- 0	0- 0	1- 1				
7- 8	0- 2	0- 3	NON-CONFERENCE	0- 0	0- 1	7- 2				
4- 1	0- 0	0- 0	HOME	0- 0	0- 1	4- 0				
2- 5	0- 1	0- 3	AWAY	0- 0	0- 0	2- 1				
1- 2	0- 1	0- 0	NEUTRAL	0- 0	0- 0	1- 1				
2- 7	0- 0	0- 2	CONFERENCE	0- 1	0- 2	2- 2				
2- 3	0- 0	0- 0	HOME	0- 1	0- 1	2- 1				
0- 4	0- 0	0- 2	AWAY	0- 0	0- 1	0- 1				
0- 0	0- 0	0- 0	NEUTRAL	0- 0	0- 0	0- 0				

RPI 1-25				RPI 26-50				RPI 51-100				RPI 101+ Team's RPI: 217			
RPI	S	Opponent	Score	RPI	S	Opponent	Score	RPI	S	Opponent	Score	RPI	S	Opponent	Score
17	N	Georgia	48 84	26	A	Green Bay	42 61	56	H	Charlotte	57 64	104	A	Richmond	46 51
21	A	Delaware	58 68	31	A	Duquesne	33 61					112	H	Temple	59 67
				39	A	Toledo	45 59					122	H	North Carolina St.	66 70
				41	A	West Virginia	47 67					177	A	Fairfield	49 52
				46	A	Saint Joseph's	44 61					189	N	North Texas	71 72
												214	H	VCU	51 64
												222	A	Xavier	50 58
												241	A	Niagara	51 49
												254	A	Buffalo	64 55
												262	N	Southern U.	56 36
												266	H	Canisius	66 44
												285	H	Colgate	54 45
												287	H	Rhode Island	48 28
												289	H	Massachusetts	61 49
												301	H	Binghamton	61 34
												337	H	Kent St.	79 42
LAST 12 Division I GAMES:															
214	H	VCU	51 64	289	H	Massachusetts	61 49								
31	A	Duquesne	33 61	104	A	Richmond	46 51								
222	A	Xavier	50 58	112	H	Temple	59 67								
56	H	Charlotte	57 64	26	A	Green Bay	42 61								
46	A	Saint Joseph's	44 61	122	H	North Carolina St.	66 70								
287	H	Rhode Island	48 28	337	H	Kent St.	79 42								

Non-Div I Games:

St. Bonaventure

St. Francis Brooklyn

Through Games Of Sunday, February 10, 2013

Average RPI Win:	256	WON-LOST	WINNING	LAST 10	STRENGTH OF	OPP. STRENGTH	TEAM	ADJ.	CONF.	ADJ CONF.
Average RPI Loss:	210	RECORD	PCT. RANK	GAMES	SCHEDULE	OF SCHEDULE	RPI	RPI	RPI	RPI
DIV. I ONLY	9- 13	214	5- 5	293	331	270	270	25	25	
DIV. I NON-CONF.	3- 8	274	1- 0	282	337	300	300	22	22	
TOTALS	RPI 1-25	RPI 26-50	W-L RECORDS	RPI 51-100	RPI 101-150	RPI 150+				
9- 13	0- 0	0- 0	OVERALL	0- 1	1- 1	8- 11				
4- 6	0- 0	0- 0	HOME	0- 0	0- 1	4- 5				
5- 7	0- 0	0- 0	AWAY	0- 1	1- 0	4- 6				
0- 0	0- 0	0- 0	NEUTRAL	0- 0	0- 0	0- 0				
3- 8	0- 0	0- 0	NON-CONFERENCE	0- 0	0- 0	3- 8				
1- 3	0- 0	0- 0	HOME	0- 0	0- 0	1- 3				
2- 5	0- 0	0- 0	AWAY	0- 0	0- 0	2- 5				
0- 0	0- 0	0- 0	NEUTRAL	0- 0	0- 0	0- 0				
6- 5	0- 0	0- 0	CONFERENCE	0- 1	1- 1	5- 3				
3- 3	0- 0	0- 0	HOME	0- 0	0- 1	3- 2				
3- 2	0- 0	0- 0	AWAY	0- 1	1- 0	2- 1				
0- 0	0- 0	0- 0	NEUTRAL	0- 0	0- 0	0- 0				

RPI 1-25			RPI 26-50			RPI 51-100			RPI 101+			Team's RPI: 270
RPI	S	Opponent	Score	RPI	S	Opponent	Score	RPI	S	Opponent	Score	
						58 A Quinnipiac	52 73	126 H Saint Francis (PA)		53 64		
								127 A Sacred Heart		56 47		
								177 A Fairfield		43 52		
								179 A Army		59 47		
								198 A Stony Brook		52 65		
								199 H Yale		62 66		
								201 H Penn		60 61		
								202 H Monmouth		64 68		
								210 A Rider		58 55		
								220 A Lafayette		63 66		
								224 A Central Conn. St.		29 55		
								228 H Mt. St. Mary's		45 49		
								252 H Fairleigh Dickinson		64 56		
								264 H Cornell		56 74		
								277 H Robert Morris		67 63		
								283 H Delaware St.		69 50		
								295 A NJIT		61 73		
								322 A Wagner		72 66		
								326 A LIU Brooklyn		69 58		
								326 H LIU Brooklyn		70 62		
								343 A Columbia		45 49		
LAST 12 Division I GAMES:												
326 H		LIU Brooklyn	70 62	252 H		Fairleigh Dickinson	64 56					
277 H		Robert Morris	67 63	228 H		Mt. St. Mary's	45 49					
126 H		Saint Francis (PA)	53 64	322 A		Wagner	72 66					
326 A		LIU Brooklyn	69 58	58 A		Quinnipiac	52 73					
224 A		Central Conn. St.	29 55	127 A		Sacred Heart	56 47					
202 H		Monmouth	64 68	210 A		Rider	58 55					

Non-Div I Games:

St. Francis Brooklyn

Loss, Non-Conf, S Site, H Home A Away N Neutral

Average RPI Win:	157	WON-LOST	WINNING	LAST 10	STRENGTH OF	OPP. STRENGTH	TEAM	ADJ.	CONF.	ADJ CONF.
Average RPI Loss:	35	RECORD	PCT. RANK	GAMES	SCHEDULE	OF SCHEDULE	RPI	RPI	RPI	RPI
DIV. I ONLY	11- 10	144	5- 5	4	61	51	51	3	3	
DIV. I NON-CONF.	6- 6	160	1- 2	5	108	69	69	3	3	
TOTALS	RPI 1-25	RPI 26-50	W-L RECORDS	RPI 51-100	RPI 101-150	RPI 150+				
11- 10	0- 6	1- 1	OVERALL	2- 2	1- 1	7- 0				
7- 4	0- 3	1- 1	HOME	0- 0	1- 0	5- 0				
3- 4	0- 2	0- 0	AWAY	2- 2	0- 0	1- 0				
1- 2	0- 1	0- 0	NEUTRAL	0- 0	0- 1	1- 0				
6- 6	0- 3	0- 0	NON-CONFERENCE	1- 2	1- 1	4- 0				
4- 2	0- 2	0- 0	HOME	0- 0	1- 0	3- 0				
1- 2	0- 0	0- 0	AWAY	1- 2	0- 0	0- 0				
1- 2	0- 1	0- 0	NEUTRAL	0- 0	0- 1	1- 0				
5- 4	0- 3	1- 1	CONFERENCE	1- 0	0- 0	3- 0				
3- 2	0- 1	1- 1	HOME	0- 0	0- 0	2- 0				
2- 2	0- 2	0- 0	AWAY	1- 0	0- 0	1- 0				
0- 0	0- 0	0- 0	NEUTRAL	0- 0	0- 0	0- 0				

RPI 1-25				RPI 26-50				RPI 51-100 Team's RPI: 51				RPI 101+			
RPI	S	Opponent	Score	RPI	S	Opponent	Score	RPI	S	Opponent	Score	RPI	S	Opponent	Score
2	H	Connecticut	65 71	35	H	Syracuse	57 60	52	A	Rutgers	48 44	115	N	Texas	60 70
4	A	Notre Dame	50 74	38	H	Georgetown	76 72	58	A	Quinnipiac	72 75	128	H	Hofstra	73 47
11	N	Duke	42 60					63	A	Boston U.	49 66	155	N	UCF	72 54
12	H	UCLA	52 53					83	A	Hartford	66 54	169	A	Providence	65 51
21	H	Delaware	59 60									174	H	Iona	71 55
24	A	Louisville	54 57									196	H	Tennessee Tech	58 46
												215	H	Pittsburgh	61 32
												219	H	Seton Hall	72 46
												295	H	NJIT	55 37
LAST 12 Division I GAMES:															
				38	H	Georgetown	76 72	215	H	Pittsburgh	61 32				
				2	H	Connecticut	65 71	219	H	Seton Hall	72 46				
				169	A	Providence	65 51	52	A	Rutgers	48 44				
				24	A	Louisville	54 57	21	H	Delaware	59 60				
				35	H	Syracuse	57 60	295	H	NJIT	55 37				
				4	A	Notre Dame	50 74	58	A	Quinnipiac	72 75				

Non-Div I Games:

St. John's (NY)

Average RPI Win:	154	WON-LOST	WINNING	LAST 10	STRENGTH OF	OPP. STRENGTH	TEAM	ADJ.	CONF.	ADJ CONF.
Average RPI Loss:	46	RECORD	PCT. RANK	GAMES	SCHEDULE	OF SCHEDULE	RPI	RPI	RPI	RPI
DIV. I ONLY	16- 6	53	8- 2	43	79	34	34	7	7	
DIV. I NON-CONF.	8- 4	84	1- 1	14	65	24	24	7	7	
TOTALS	RPI 1-25	RPI 26-50	W-L RECORDS	RPI 51-100	RPI 101-150	RPI 150+				
16- 6	0- 2	2- 1	OVERALL	2- 3	3- 0	9- 0				
8- 2	0- 0	2- 1	HOME	1- 1	1- 0	4- 0				
7- 3	0- 1	0- 0	AWAY	1- 2	2- 0	4- 0				
1- 1	0- 1	0- 0	NEUTRAL	0- 0	0- 0	1- 0				
8- 4	0- 2	1- 1	NON-CONFERENCE	1- 1	2- 0	4- 0				
3- 1	0- 0	1- 1	HOME	0- 0	1- 0	1- 0				
4- 2	0- 1	0- 0	AWAY	1- 1	1- 0	2- 0				
1- 1	0- 1	0- 0	NEUTRAL	0- 0	0- 0	1- 0				
8- 2	0- 0	1- 0	CONFERENCE	1- 2	1- 0	5- 0				
5- 1	0- 0	1- 0	HOME	1- 1	0- 0	3- 0				
3- 1	0- 0	0- 0	AWAY	0- 1	1- 0	2- 0				
0- 0	0- 0	0- 0	NEUTRAL	0- 0	0- 0	0- 0				

RPI 1-25				RPI 26-50				RPI 51-100				RPI 101+			
RPI	S	Opponent	Score	RPI	S	Opponent	Score	RPI	S	Opponent	Score	RPI	S	Opponent	Score
6	A	California	41 89	47	H	Chattanooga	70 67	61	A	Washington	68 70	110	H	Butler	85 74
12	N	UCLA	62 76	48	H	Pacific	72 75	64	A	BYU	58 66	123	A	Santa Clara	56 50
				50	H	Gonzaga	54 51	64	H	BYU	64 52	131	A	UC Santa Barbara	49 39
								86	H	San Diego	70 73	154	H	George Washington	79 49
								94	A	Cal Poly	70 67	194	A	UC Davis	75 56
												196	N	Tennessee Tech	73 58
												197	H	Portland	58 53
												206	A	Loyola Marymount	84 77
												207	A	San Francisco	68 48
												207	H	San Francisco	68 63
												233	H	Pepperdine	72 61
												251	A	Oregon	78 69
LAST 12 Division I GAMES:															
64	H	BYU	64 52	86	H	San Diego	70 73								
197	H	Portland	58 53	50	H	Gonzaga	54 51								
64	A	BYU	58 66	206	A	Loyola Marymount	84 77								
207	H	San Francisco	68 63	207	A	San Francisco	68 48								
123	A	Santa Clara	56 50	154	H	George Washington	79 49								
233	H	Pepperdine	72 61	48	H	Pacific	72 75								

Non-Div I Games:

St. Mary's (CA)

Average RPI Win:	95	WON-LOST	WINNING	LAST 10	STRENGTH OF	OPP. STRENGTH	TEAM	ADJ.	CONF.	ADJ CONF.
Average RPI Loss:	4	RECORD	PCT. RANK	GAMES	SCHEDULE	OF SCHEDULE	RPI	RPI	RPI	RPI
DIV. I ONLY	22- 2	6	9- 1	2	7	3	3	6	6	
DIV. I NON-CONF.	11- 1	14	0- 0	1	9	1	1	5	5	
TOTALS	RPI 1-25	RPI 26-50	W-L RECORDS	RPI 51-100	RPI 101-150	RPI 150+				
22- 2	5- 2	4- 0	OVERALL	2- 0	5- 0	6- 0				
9- 2	1- 2	2- 0	HOME	2- 0	3- 0	1- 0				
11- 0	3- 0	2- 0	AWAY	0- 0	2- 0	4- 0				
2- 0	1- 0	0- 0	NEUTRAL	0- 0	0- 0	1- 0				
11- 1	3- 1	2- 0	NON-CONFERENCE	1- 0	1- 0	4- 0				
3- 1	0- 1	1- 0	HOME	1- 0	0- 0	1- 0				
6- 0	2- 0	1- 0	AWAY	0- 0	1- 0	2- 0				
2- 0	1- 0	0- 0	NEUTRAL	0- 0	0- 0	1- 0				
11- 1	2- 1	2- 0	CONFERENCE	1- 0	4- 0	2- 0				
6- 1	1- 1	1- 0	HOME	1- 0	3- 0	0- 0				
5- 0	1- 0	1- 0	AWAY	0- 0	1- 0	2- 0				
0- 0	0- 0	0- 0	NEUTRAL	0- 0	0- 0	0- 0				

RPI 1-25				Team's RPI: 3		RPI 26-50				RPI 51-100				RPI 101+					
RPI	S	Opponent	Score		RPI	S	Opponent	Score		RPI	S	Opponent	Score		RPI	S	Opponent	Score	
1	N	Baylor	71	69	27	A	Colorado	57	40	95	H	Fresno St.	72	61	102	A	Utah	70	56
2	H	Connecticut	35	61	27	H	Colorado	69	56	98	H	Arizona St.	69	45	102	H	Utah	65	44
6	A	California	62	53	48	H	Pacific	78	43						111	H	Arizona	73	43
6	H	California	55	67	50	A	Gonzaga	69	41						123	A	Santa Clara	92	57
7	A	Tennessee	73	60											137	H	Southern California	75	66
12	H	UCLA	75	49											161	N	UT Martin	92	68
14	A	South Carolina	53	49											164	A	Hawaii	69	42
															180	A	Oregon St.	65	45
															182	H	Long Beach St.	77	41
															194	A	UC Davis	87	38
															251	A	Oregon	86	62
LAST 12 Division I GAMES:																			
					98	H	Arizona St.	69	45	137	H	Southern California	75	66					
					111	H	Arizona	73	43	12	H	UCLA	75	49					
					180	A	Oregon St.	65	45	6	H	California	55	67					
					251	A	Oregon	86	62	6	A	California	62	53					
					27	H	Colorado	69	56	102	A	Utah	70	56					
					102	H	Utah	65	44	27	A	Colorado	57	40					

Non-Div I Games:

Stanford

■ Loss,
 ■ Non-Conf,
 ■ S Site,
 ■ Home
 ■ A Away
 N Neutral

Average RPI Win:	245	WON-LOST	WINNING	LAST 10	STRENGTH OF	OPP. STRENGTH	TEAM	ADJ.	CONF.	ADJ CONF.
Average RPI Loss:	149	RECORD	PCT. RANK	GAMES	SCHEDULE	OF SCHEDULE	RPI	RPI	RPI	RPI
DIV. I ONLY	9- 12	205	5- 5	241	254	230	230	21	21	
DIV. I NON-CONF.	4- 5	203	0- 0	215	121	171	171	20	20	
TOTALS	RPI 1-25	RPI 26-50	W-L RECORDS	RPI 51-100	RPI 101-150	RPI 150+				
9- 12	0- 0	0- 1	OVERALL	0- 2	0- 5	9- 4				
5- 3	0- 0	0- 0	HOME	0- 0	0- 2	5- 1				
3- 9	0- 0	0- 1	AWAY	0- 2	0- 3	3- 3				
1- 0	0- 0	0- 0	NEUTRAL	0- 0	0- 0	1- 0				
4- 5	0- 0	0- 1	NON-CONFERENCE	0- 2	0- 1	4- 1				
2- 0	0- 0	0- 0	HOME	0- 0	0- 0	2- 0				
1- 5	0- 0	0- 1	AWAY	0- 2	0- 1	1- 1				
1- 0	0- 0	0- 0	NEUTRAL	0- 0	0- 0	1- 0				
5- 7	0- 0	0- 0	CONFERENCE	0- 0	0- 4	5- 3				
3- 3	0- 0	0- 0	HOME	0- 0	0- 2	3- 1				
2- 4	0- 0	0- 0	AWAY	0- 0	0- 2	2- 2				
0- 0	0- 0	0- 0	NEUTRAL	0- 0	0- 0	0- 0				

RPI 1-25				RPI 26-50				RPI 51-100				RPI 101+ Team's RPI: 230			
RPI	S	Opponent	Score	RPI	S	Opponent	Score	RPI	S	Opponent	Score	RPI	S	Opponent	Score
				42	A	Oklahoma St.	41 85	53	A	SMU	62 71	119	A	Lamar	55 61
								94	A	Cal Poly	64 75	119	H	Lamar	50 65
												142	A	Rice	41 60
												143	A	Oral Roberts	56 63
												143	H	Oral Roberts	64 68
												171	H	Tulsa	73 69
												176	H	Nicholls St.	74 66
												191	A	McNeese St.	60 66
												191	H	McNeese St.	57 74
												221	H	La.-Monroe	80 55
												232	A	Prairie View	62 55
												236	A	Central Ark.	54 57
												236	H	Central Ark.	53 45
												274	A	Northwestern St.	57 50
												276	N	CSU Bakersfield	76 71
												288	H	Southeastern La.	80 38
												320	A	Grambling	63 64
												334	A	A&M-Corpus Christi	66 47
LAST 12 Division I GAMES:															
				143	H	Oral Roberts	64 68	288	H	Southeastern La.	80 38				
				236	H	Central Ark.	53 45	143	A	Oral Roberts	56 63				
				119	A	Lamar	55 61	236	A	Central Ark.	54 57				
				191	A	McNeese St.	60 66	334	A	A&M-Corpus Christi	66 47				
				274	A	Northwestern St.	57 50	191	H	McNeese St.	57 74				
				176	H	Nicholls St.	74 66	119	H	Lamar	50 65				

Non-Div I Games: Northwood (TX) 80 28 Wiley 68 71

Stephen F. Austin

Average RPI Win:	268	WON-LOST	WINNING	LAST 10	STRENGTH OF	OPP. STRENGTH	TEAM	ADJ.	CONF.	ADJ CONF.
Average RPI Loss:	96	RECORD	PCT. RANK	GAMES	SCHEDULE	OF SCHEDULE	RPI	RPI	RPI	RPI
DIV. I ONLY	16- 6	53	8- 2	267	291	100	100	29	29	
DIV. I NON-CONF.	7- 4	103	1- 0	189	279	126	126	28	28	
TOTALS	RPI 1-25	RPI 26-50	W-L RECORDS	RPI 51-100	RPI 101-150	RPI 150+				
16- 6	0- 1	0- 0	OVERALL	0- 3	1- 1	15- 1				
10- 0	0- 0	0- 0	HOME	0- 0	0- 0	10- 0				
6- 5	0- 1	0- 0	AWAY	0- 3	1- 0	5- 1				
0- 1	0- 0	0- 0	NEUTRAL	0- 0	0- 1	0- 0				
7- 4	0- 1	0- 0	NON-CONFERENCE	0- 2	0- 1	7- 0				
6- 0	0- 0	0- 0	HOME	0- 0	0- 0	6- 0				
1- 3	0- 1	0- 0	AWAY	0- 2	0- 0	1- 0				
0- 1	0- 0	0- 0	NEUTRAL	0- 0	0- 1	0- 0				
9- 2	0- 0	0- 0	CONFERENCE	0- 1	1- 0	8- 1				
4- 0	0- 0	0- 0	HOME	0- 0	0- 0	4- 0				
5- 2	0- 0	0- 0	AWAY	0- 1	1- 0	4- 1				
0- 0	0- 0	0- 0	NEUTRAL	0- 0	0- 0	0- 0				

RPI 1-25			RPI 26-50			RPI 51-100			Team's RPI: 100	RPI 101+		
RPI	S	Opponent	Score	RPI	S	Opponent	Score	RPI	S	Opponent	Score	
16	A	Florida St.	44 76					56	A	Charlotte	73 81	128 N Hofstra 75 77
								62	A	FGCU	55 74	134 A Mercer 74 41
								68	A	South Fla.	48 70	192 A Fla. Atlantic 78 66
												211 H Ball St. 78 66
												218 H Northern Ky. 62 39
												239 A East Tenn. St. 71 55
												239 H East Tenn. St. 74 65
												243 A North Florida 52 56
												243 H North Florida 71 57
												272 A USC Upstate 84 66
												281 H Florida A&M 88 67
												308 H Bethune-Cookman 66 52
												313 H Ga. Southern 70 39
												316 A Jacksonville 72 51
												316 H Jacksonville 73 56
												328 A Kennesaw St. 57 52
												336 H Lipscomb 92 51
												341 H UNC Asheville 74 47
LAST 12 Division I GAMES:												
239	H	East Tenn. St.	74 65	239	A	East Tenn. St.	71 55					
316	A	Jacksonville	72 51	272	A	USC Upstate	84 66					
243	A	North Florida	52 56	316	H	Jacksonville	73 56					
62	A	FGCU	55 74	243	H	North Florida	71 57					
218	H	Northern Ky.	62 39	328	A	Kennesaw St.	57 52					
336	H	Lipscomb	92 51	134	A	Mercer	74 41					

Non-Div I Games: Lynn 65 51

Stetson

Average RPI Win:	234	WON-LOST	WINNING	LAST 10	STRENGTH OF	OPP. STRENGTH	TEAM	ADJ.	CONF.	ADJ CONF.
Average RPI Loss:	159	RECORD	PCT. RANK	GAMES	SCHEDULE	OF SCHEDULE	RPI	RPI	RPI	RPI
DIV. I ONLY	12- 12	160	4- 6	172	301	198	198	23	23	
DIV. I NON-CONF.	8- 5	115	1- 0	192	310	152	152	25	25	
TOTALS	RPI 1-25	RPI 26-50	W-L RECORDS	RPI 51-100	RPI 101-150	RPI 150+				
12- 12	0- 0	0- 0	OVERALL	1- 7	2- 0	9- 5				
8- 5	0- 0	0- 0	HOME	0- 3	2- 0	6- 2				
4- 7	0- 0	0- 0	AWAY	1- 4	0- 0	3- 3				
0- 0	0- 0	0- 0	NEUTRAL	0- 0	0- 0	0- 0				
8- 5	0- 0	0- 0	NON-CONFERENCE	1- 2	2- 0	5- 3				
5- 2	0- 0	0- 0	HOME	0- 0	2- 0	3- 2				
3- 3	0- 0	0- 0	AWAY	1- 2	0- 0	2- 1				
0- 0	0- 0	0- 0	NEUTRAL	0- 0	0- 0	0- 0				
4- 7	0- 0	0- 0	CONFERENCE	0- 5	0- 0	4- 2				
3- 3	0- 0	0- 0	HOME	0- 3	0- 0	3- 0				
1- 4	0- 0	0- 0	AWAY	0- 2	0- 0	1- 2				
0- 0	0- 0	0- 0	NEUTRAL	0- 0	0- 0	0- 0				

RPI 1-25				RPI 26-50				RPI 51-100				RPI 101+ Team's RPI: 198			
RPI	S	Opponent	Score	RPI	S	Opponent	Score	RPI	S	Opponent	Score	RPI	S	Opponent	Score
								52	A	Rutgers	44 72	127	H	Sacred Heart	51 46
								63	A	Boston U.	45 64	138	H	Navy	44 40
								63	H	Boston U.	61 72	174	H	Iona	70 64
								70	A	Youngstown St.	43 76	210	H	Rider	50 62
								82	A	Fordham	58 46	252	H	Fairleigh Dickinson	49 56
								83	A	Hartford	43 59	253	A	New Hampshire	48 44
								83	H	Hartford	44 60	253	H	New Hampshire	60 47
								96	H	Albany (NY)	35 68	270	H	St. Francis Brooklyn	65 52
												277	A	Robert Morris	56 48
												295	A	NJIT	59 34
												300	A	Morgan St.	63 66
												301	H	Binghamton	56 34
												303	H	Vermont	68 53
												304	A	UMBC	59 70
												331	H	Saint Peter's	63 41
												333	A	Maine	51 67
LAST 12 Division I GAMES:															
				83	H	Hartford	44 60	303	H	Vermont	68 53				
				63	A	Boston U.	45 64	83	A	Hartford	43 59				
				253	H	New Hampshire	60 47	301	H	Binghamton	56 34				
				96	H	Albany (NY)	35 68	253	A	New Hampshire	48 44				
				333	A	Maine	51 67	63	H	Boston U.	61 72				
				304	A	UMBC	59 70	174	H	Iona	70 64				

Non-Div I Games:

Stony Brook

Average RPI Win: 167	WON-LOST	WINNING	LAST 10	STRENGTH OF	OPP. STRENGTH	TEAM	ADJ.	CONF.	ADJ CONF.
Average RPI Loss: 44	RECORD	PCT. RANK	GAMES	SCHEDULE	OF SCHEDULE	RPI	RPI	RPI	RPI
DIV. I ONLY	19- 3	17	8- 2	219	26	35	35	3	3
DIV. I NON-CONF.	12- 1	4	3- 0	313	104	72	72	3	3
TOTALS	RPI 1-25	RPI 26-50	W-L RECORDS	RPI 51-100	RPI 101-150	RPI 150+			
19- 3	0- 2	4- 0	OVERALL	3- 0	1- 1	11- 0			
10- 0	0- 0	2- 0	HOME	0- 0	1- 0	7- 0			
7- 3	0- 0	2- 0	AWAY	1- 0	0- 0	4- 0			
2- 0	0- 0	0- 0	NEUTRAL	2- 0	0- 0	0- 0			
12- 1	0- 0	1- 0	NON-CONFERENCE	2- 0	1- 1	8- 0			
6- 0	0- 0	0- 0	HOME	0- 0	1- 0	5- 0			
4- 1	0- 0	1- 0	AWAY	0- 0	0- 1	3- 0			
2- 0	0- 0	0- 0	NEUTRAL	2- 0	0- 0	0- 0			
7- 2	0- 2	3- 0	CONFERENCE	1- 0	0- 0	3- 0			
4- 0	0- 0	2- 0	HOME	0- 0	0- 0	2- 0			
3- 2	0- 2	1- 0	AWAY	1- 0	0- 0	1- 0			
0- 0	0- 0	0- 0	NEUTRAL	0- 0	0- 0	0- 0			

RPI 1-25				RPI 26-50				Team's RPI: 35	RPI 51-100				RPI 101+			
RPI	S	Opponent	Score	RPI	S	Opponent	Score		RPI	S	Opponent	Score	RPI	S	Opponent	Score
2	A	Connecticut	62 87	28	H	DePaul	84 80		51	A	St. John's (NY)	60 57	112	A	Temple	67 74
19	A	Villanova	59 64	38	H	Georgetown	86 56		57	N	Virginia	74 73	129	H	Washington St.	64 51
				45	A	Marquette	92 79		81	N	Georgia Tech	75 72	169	H	Providence	75 59
				46	A	Saint Joseph's	80 39						173	A	Cincinnati	72 48
													183	A	Dartmouth	91 64
													219	H	Seton Hall	65 34
													231	H	Loyola Maryland	83 48
													247	H	Boise St.	87 48
													252	H	Fairleigh Dickinson	94 47
													264	A	Cornell	80 35
													301	H	Binghamton	68 45
													322	H	Wagner	66 28
													333	A	Maine	68 44
LAST 12 Division I GAMES:																
173	A	Cincinnati	72 48	28	H	DePaul	84 80		51	A	St. John's (NY)	60 57	112	A	Temple	67 74
169	H	Providence	75 59	38	H	Georgetown	86 56		57	N	Virginia	74 73	129	H	Washington St.	64 51
219	H	Seton Hall	65 34	45	A	Marquette	92 79		81	N	Georgia Tech	75 72	169	H	Providence	75 59
19	A	Villanova	59 64	46	A	Saint Joseph's	80 39						173	A	Cincinnati	72 48
51	A	St. John's (NY)	60 57										183	A	Dartmouth	91 64
2	A	Connecticut	62 87										219	H	Seton Hall	65 34
													231	H	Loyola Maryland	83 48
													247	H	Boise St.	87 48
													252	H	Fairleigh Dickinson	94 47
													264	A	Cornell	80 35
													301	H	Binghamton	68 45
													322	H	Wagner	66 28
													333	A	Maine	68 44

Non-Div I Games:

Syracuse

TCU

Average RPI Win: 204

Average RPI Loss: 56

WON-LOST RECORD

WINNING PCT. RANK

LAST 10 GAMES

STRENGTH OF SCHEDULE

OPP. STRENGTH OF SCHEDULE

TEAM RPI

ADJ. RPI

CONF. RPI

ADJ CONF. RPI

DIV. I ONLY

7- 15

272

0- 10

25

42

165

165

1

1

DIV. I NON-CONF.

7- 4

103

1- 0

91

173

118

118

1

1

TOTALS

RPI 1-25

RPI 26-50

W-L RECORDS

RPI 51-100

RPI 101-150

RPI 150+

7- 15

0- 6

0- 4

OVERALL

1- 3

1- 1

5- 1

7- 7

0- 3

0- 1

HOME

1- 2

1- 1

5- 0

0- 8

0- 3

0- 3

AWAY

0- 1

0- 0

0- 1

0- 0

0- 0

0- 0

0- 0

7- 4

0- 2

0- 0

NON-CONFERENCE

1- 1

1- 0

5- 1

7- 2

0- 1

0- 0

HOME

1- 1

1- 0

5- 0

0- 2

0- 1

0- 0

AWAY

0- 0

0- 0

0- 1

0- 0

0- 0

0- 0

0- 11

0- 4

0- 4

CONFERENCE

0- 2

0- 1

0- 0

0- 5

0- 2

0- 1

HOME

0- 1

0- 1

0- 0

0- 6

0- 2

0- 3

AWAY

0- 1

0- 0

0- 0

0- 0

0- 0

0- 0

RPI 1-25

RPI 26-50

RPI 51-100

RPI 101+

Team's RPI: 165

RPI S Opponent Score

1 H Baylor 35 74

9 A Texas A&M 47 68

17 H Georgia 59 72

22 A Oklahoma 53 74

22 H Oklahoma 79 85

23 A Iowa St. 52 68

RPI S Opponent Score

37 A Texas Tech 42 53

37 H Texas Tech 46 64

41 A West Virginia 50 58

42 A Oklahoma St. 59 76

RPI S Opponent Score

53 H SMU 76 70

56 H Charlotte 68 82

65 A Kansas St. 58 59

65 H Kansas St. 54 57

RPI S Opponent Score

115 H Texas 56 61

132 H Sam Houston St. 67 60

155 H UCF 61 55

181 H Houston 60 51

260 H UTSA 73 64

286 A Texas St. 80 91

311 H Tex.-Pan American 73 37

334 H A&M-Corpus Christi 69 38

LAST 12 Division I GAMES:

37 H Texas Tech 46 64

42 A Oklahoma St. 59 76

115 H Texas 56 61

22 A Oklahoma 53 74

37 A Texas Tech 42 53

65 H Kansas St. 54 57

41 A West Virginia 50 58

23 A Iowa St. 52 68

22 H Oklahoma 79 85

65 A Kansas St. 58 59

1 H Baylor 35 74

334 H A&M-Corpus Christi 69 38

Non-Div I Games:

TCU

Average RPI Win:	162	WON-LOST	WINNING	LAST 10	STRENGTH OF	OPP. STRENGTH	TEAM	ADJ.	CONF.	ADJ CONF.
Average RPI Loss:	104	RECORD	PCT. RANK	GAMES	SCHEDULE	OF SCHEDULE	RPI	RPI	RPI	RPI
DIV. I ONLY	11- 12	170	6- 4	83	82	112	112	8	8	
DIV. I NON-CONF.	7- 8	178	2- 2	44	69	90	90	8	8	
TOTALS	RPI 1-25	RPI 26-50	W-L RECORDS	RPI 51-100	RPI 101-150	RPI 150+				
11- 12	0- 2	1- 3	OVERALL	2- 3	2- 1	6- 3				
7- 3	0- 0	1- 0	HOME	1- 1	2- 0	3- 2				
4- 9	0- 2	0- 3	AWAY	1- 2	0- 1	3- 1				
0- 0	0- 0	0- 0	NEUTRAL	0- 0	0- 0	0- 0				
7- 8	0- 2	1- 2	NON-CONFERENCE	2- 2	1- 1	3- 1				
5- 1	0- 0	1- 0	HOME	1- 1	1- 0	2- 0				
2- 7	0- 2	0- 2	AWAY	1- 1	0- 1	1- 1				
0- 0	0- 0	0- 0	NEUTRAL	0- 0	0- 0	0- 0				
4- 4	0- 0	0- 1	CONFERENCE	0- 1	1- 0	3- 2				
2- 2	0- 0	0- 0	HOME	0- 0	1- 0	1- 2				
2- 2	0- 0	0- 1	AWAY	0- 1	0- 0	2- 0				
0- 0	0- 0	0- 0	NEUTRAL	0- 0	0- 0	0- 0				

RPI 1-25				RPI 26-50				RPI 51-100				RPI 101+ Team's RPI: 112			
RPI	S	Opponent	Score	RPI	S	Opponent	Score	RPI	S	Opponent	Score	RPI	S	Opponent	Score
19	A	Villanova	44 55	30	A	Michigan St.	47 57	52	H	Rutgers	50 66	104	H	Richmond	61 48
25	A	Nebraska	39 64	31	A	Duquesne	45 65	56	A	Charlotte	43 66	106	H	Northeastern	63 59
				35	H	Syracuse	74 67	79	H	Montana	55 41	145	A	Howard	58 61
				38	A	Georgetown	58 66	92	A	Auburn	49 71	187	H	Saint Louis	54 50
								97	A	Bowling Green	70 56	201	A	Penn	59 51
LAST 12 Division I GAMES:															
				187	H	Saint Louis	54 50	31	A	Duquesne	45 65				
				56	A	Charlotte	43 66	214	H	VCU	51 53				
				289	A	Massachusetts	66 54	217	A	St. Bonaventure	67 59				
				104	H	Richmond	61 48	244	H	Western Mich.	68 41				
				203	H	La Salle	55 71	145	A	Howard	58 61				
				201	A	Penn	59 51	38	A	Georgetown	58 66				

Non-Div I Games:

Temple

Average RPI Win:	97	WON-LOST	WINNING	LAST 10	STRENGTH OF	OPP. STRENGTH	TEAM	ADJ.	CONF.	ADJ CONF.
Average RPI Loss:	28	RECORD	PCT. RANK	GAMES	SCHEDULE	OF SCHEDULE	RPI	RPI	RPI	RPI
DIV. I ONLY	19- 5	31	8- 2	6	5	7	7	4	4	
DIV. I NON-CONF.	9- 4	75	0- 1	2	2	13	13	6	6	
TOTALS	RPI 1-25	RPI 26-50	W-L RECORDS	RPI 51-100	RPI 101-150	RPI 150+				
19- 5	3- 3	2- 1	OVERALL	8- 1	3- 0	3- 0				
11- 2	2- 2	0- 0	HOME	4- 0	2- 0	3- 0				
8- 3	1- 1	2- 1	AWAY	4- 1	1- 0	0- 0				
0- 0	0- 0	0- 0	NEUTRAL	0- 0	0- 0	0- 0				
9- 4	1- 3	1- 1	NON-CONFERENCE	4- 0	2- 0	1- 0				
6- 2	1- 2	0- 0	HOME	3- 0	1- 0	1- 0				
3- 2	0- 1	1- 1	AWAY	1- 0	1- 0	0- 0				
0- 0	0- 0	0- 0	NEUTRAL	0- 0	0- 0	0- 0				
10- 1	2- 0	1- 0	CONFERENCE	4- 1	1- 0	2- 0				
5- 0	1- 0	0- 0	HOME	1- 0	1- 0	2- 0				
5- 1	1- 0	1- 0	AWAY	3- 1	0- 0	0- 0				
0- 0	0- 0	0- 0	NEUTRAL	0- 0	0- 0	0- 0				

RPI 1-25				RPI 26-50				RPI 51-100				RPI 101+			
RPI	S	Opponent	Score	RPI	S	Opponent	Score	RPI	S	Opponent	Score	RPI	S	Opponent	Score
1	A	Baylor	53 76	36	A	Vanderbilt	83 75	52	H	Rutgers	66 47	115	A	Texas	94 75
3	H	Stanford	60 73	47	A	Chattanooga	71 80	55	H	Middle Tenn.	88 81	133	H	Alabama	96 69
4	H	Notre Dame	67 77	49	A	Miami (FL)	79 67	59	A	LSU	64 62	142	H	Rice	101 48
14	A	South Carolina	73 53					60	A	Florida	78 75	172	H	Mississippi St.	88 45
15	H	North Carolina	102 57					77	H	Davidson	75 40	246	H	Ole Miss	97 68
17	H	Georgia	79 66					81	A	Georgia Tech	71 54	339	H	Alcorn	90 37
								87	A	Missouri	63 80				
								87	H	Missouri	84 39				
								92	A	Auburn	75 66				
LAST 12 Division I GAMES:															
246	H	Ole Miss	97 68	133	H	Alabama	96 69								
59	A	LSU	64 62	92	A	Auburn	75 66								
87	A	Missouri	63 80	60	A	Florida	78 75								
172	H	Mississippi St.	88 45	87	H	Missouri	84 39								
4	H	Notre Dame	67 77	17	H	Georgia	79 66								
36	A	Vanderbilt	83 75	14	A	South Carolina	73 53								

Non-Div I Games:

Tennessee

■ Loss,
 ■ Non-Conf, S Site,
 ■ Home
 ■ Away
 N Neutral

Average RPI Win:	285	WON-LOST	WINNING	LAST 10	STRENGTH OF	OPP. STRENGTH	TEAM	ADJ.	CONF.	ADJ CONF.
Average RPI Loss:	142	RECORD	PCT. RANK	GAMES	SCHEDULE	OF SCHEDULE	RPI	RPI	RPI	RPI
DIV. I ONLY	8- 12	221	5- 5	253	274	234	234	27	27	
DIV. I NON-CONF.	3- 7	265	1- 1	118	195	194	194	27	27	
TOTALS	RPI 1-25	RPI 26-50	W-L RECORDS	RPI 51-100	RPI 101-150	RPI 150+				
8- 12	0- 1	0- 0	OVERALL	0- 2	1- 3	7- 6				
2- 4	0- 0	0- 0	HOME	0- 1	0- 1	2- 2				
5- 7	0- 1	0- 0	AWAY	0- 1	0- 1	5- 4				
1- 1	0- 0	0- 0	NEUTRAL	0- 0	1- 1	0- 0				
3- 7	0- 1	0- 0	NON-CONFERENCE	0- 2	1- 2	2- 2				
0- 2	0- 0	0- 0	HOME	0- 1	0- 0	0- 1				
2- 4	0- 1	0- 0	AWAY	0- 1	0- 1	2- 1				
1- 1	0- 0	0- 0	NEUTRAL	0- 0	1- 1	0- 0				
5- 5	0- 0	0- 0	CONFERENCE	0- 0	0- 1	5- 4				
2- 2	0- 0	0- 0	HOME	0- 0	0- 1	2- 1				
3- 3	0- 0	0- 0	AWAY	0- 0	0- 0	3- 3				
0- 0	0- 0	0- 0	NEUTRAL	0- 0	0- 0	0- 0				

RPI 1-25				RPI 26-50				RPI 51-100				RPI 101+ Team's RPI: 234			
RPI	S	Opponent	Score	RPI	S	Opponent	Score	RPI	S	Opponent	Score	RPI	S	Opponent	Score
24	A	Louisville	25 88					65	H	Kansas St.	47 62	113	A	Montana St.	55 65
								79	A	Montana	48 71	120	H	Eastern Ill.	67 76
												140	N	UAB	60 68
												146	N	Idaho	69 64
												175	A	South Ala.	43 59
												178	A	Belmont	54 66
												186	A	Eastern Ky.	54 62
												196	A	Tennessee Tech	77 80
												196	H	Tennessee Tech	68 71
												226	H	Cleveland St.	59 66
												242	A	Samford	57 40
												261	H	Southeast Mo. St.	68 58
												299	A	Morehead St.	68 56
												315	A	Austin Peay	71 52
												336	A	Lipscomb	69 60
												340	A	Jacksonville St.	88 68
												340	H	Jacksonville St.	76 67
LAST 12 Division I GAMES:															
315	A	Austin Peay	71 52	261	H	Southeast Mo. St.	68 58	196	A	Tennessee Tech	77 80				
196	H	Tennessee Tech	68 71	340	A	Jacksonville St.	88 68	24	A	Louisville	25 88				
186	A	Eastern Ky.	54 62	120	H	Eastern Ill.	67 76								
299	A	Morehead St.	68 56	336	A	Lipscomb	69 60								
340	H	Jacksonville St.	76 67												
178	A	Belmont	54 66												

Non-Div I Games: Cumberland (TN) 52 49

Tennessee St.

■ Loss,
 ■ Non-Conf,
 ■ S Site,
 ■ Home
 ■ A Away
 N Neutral

Tennessee Tech

Through Games Of Sunday, February 10, 2013

Average RPI Win:	254	WON-LOST	WINNING	LAST 10	STRENGTH OF	OPP. STRENGTH	TEAM	ADJ.	CONF.	ADJ CONF.
Average RPI Loss:	116	RECORD	PCT. RANK	GAMES	SCHEDULE	OF SCHEDULE	RPI	RPI	RPI	RPI
DIV. I ONLY	13- 10	130	7- 3	264	194	196	196	27	27	
DIV. I NON-CONF.	5- 7	210	0- 1	212	102	220	220	27	27	
TOTALS	RPI 1-25	RPI 26-50	W-L RECORDS	RPI 51-100	RPI 101-150	RPI 150+				
13- 10	0- 0	0- 2	OVERALL	0- 2	1- 3	12- 3				
7- 5	0- 0	0- 0	HOME	0- 1	1- 1	6- 3				
6- 4	0- 0	0- 1	AWAY	0- 1	0- 2	6- 0				
0- 1	0- 0	0- 1	NEUTRAL	0- 0	0- 0	0- 0				
5- 7	0- 0	0- 2	NON-CONFERENCE	0- 2	1- 2	4- 1				
3- 3	0- 0	0- 0	HOME	0- 1	1- 1	2- 1				
2- 3	0- 0	0- 1	AWAY	0- 1	0- 1	2- 0				
0- 1	0- 0	0- 1	NEUTRAL	0- 0	0- 0	0- 0				
8- 3	0- 0	0- 0	CONFERENCE	0- 0	0- 1	8- 2				
4- 2	0- 0	0- 0	HOME	0- 0	0- 0	4- 2				
4- 1	0- 0	0- 0	AWAY	0- 0	0- 1	4- 0				
0- 0	0- 0	0- 0	NEUTRAL	0- 0	0- 0	0- 0				

RPI 1-25				RPI 26-50				RPI 51-100				RPI 101+				Team's RPI: 196	
RPI	S	Opponent	Score	RPI	S	Opponent	Score	RPI	S	Opponent	Score	RPI	S	Opponent	Score		
				34	N	St. Mary's (CA)	58 73	51	A	St. John's (NY)	46 58	120	A	Eastern Ill.	79 89		
				36	A	Vanderbilt	50 77	55	H	Middle Tenn.	59 65	130	H	Akron	67 78		
												142	H	Rice	78 65		
												147	A	Memphis	64 73		
												161	H	UT Martin	63 81		
												178	A	Belmont	67 62		
												178	H	Belmont	58 52		
												193	A	SIU Edwardsville	66 56		
												200	H	Murray St.	52 68		
												221	H	La.-Monroe	48 59		
												234	A	Tennessee St.	71 68		
												234	H	Tennessee St.	80 77		
												242	H	Samford	65 56		
												249	A	Marshall	67 60		
												314	A	Western Caro.	61 56		
												315	H	Austin Peay	73 51		
												339	H	Alcorn	74 57		
												340	A	Jacksonville St.	73 51		
												340	H	Jacksonville St.	79 52		
LAST 12 Division I GAMES:																	
				340	H	Jacksonville St.	79 52	120	A	Eastern Ill.	79 89						
				234	A	Tennessee St.	71 68	193	A	SIU Edwardsville	66 56						
				178	A	Belmont	67 62	234	H	Tennessee St.	80 77						
				200	H	Murray St.	52 68	178	H	Belmont	58 52						
				315	H	Austin Peay	73 51	147	A	Memphis	64 73						
				161	H	UT Martin	63 81	340	A	Jacksonville St.	73 51						

Non-Div I Games: Tenn. Wesleyan 86 47

Tennessee Tech

■ Loss,
 ■ Non-Conf,
 ■ S Site,
 ■ H Home
 ■ A Away
 N Neutral

Average RPI Win:	309	WON-LOST	WINNING	LAST 10	STRENGTH OF	OPP. STRENGTH	TEAM	ADJ.	CONF.	ADJ CONF.
Average RPI Loss:	209	RECORD	PCT. RANK	GAMES	SCHEDULE	OF SCHEDULE	RPI	RPI	RPI	RPI
DIV. I ONLY	7- 13	255	3- 6	341	326	311	311	33	33	
DIV. I NON-CONF.	5- 10	241	1- 5	320	280	284	284	33	33	
TOTALS	RPI 1-25	RPI 26-50	W-L RECORDS	RPI 51-100	RPI 101-150	RPI 150+				
7- 13	0- 0	0- 1	OVERALL	0- 2	0- 1	7- 9				
3- 2	0- 0	0- 0	HOME	0- 0	0- 0	3- 2				
4- 9	0- 0	0- 1	AWAY	0- 2	0- 1	4- 5				
0- 2	0- 0	0- 0	NEUTRAL	0- 0	0- 0	0- 2				
5- 10	0- 0	0- 1	NON-CONFERENCE	0- 2	0- 1	5- 6				
2- 1	0- 0	0- 0	HOME	0- 0	0- 0	2- 1				
3- 7	0- 0	0- 1	AWAY	0- 2	0- 1	3- 3				
0- 2	0- 0	0- 0	NEUTRAL	0- 0	0- 0	0- 2				
2- 3	0- 0	0- 0	CONFERENCE	0- 0	0- 0	2- 3				
1- 1	0- 0	0- 0	HOME	0- 0	0- 0	1- 1				
1- 2	0- 0	0- 0	AWAY	0- 0	0- 0	1- 2				
0- 0	0- 0	0- 0	NEUTRAL	0- 0	0- 0	0- 0				

RPI S	Opponent	Score	RPI S	Opponent	Score	RPI S	Opponent	Score	RPI S	Opponent	Score
			42 A	Oklahoma St.	42 96	53 A	SMU	35 71	142 A	Rice	54 75
						67 A	UTEP	56 83	165 A	TCU	37 73
									166 H	Texas Southern	65 46
									260 A	UTSA	34 68
									261 N	Southeast Mo. St.	54 55
									274 N	Northwestern St.	53 63
									276 A	CSU Bakersfield	62 85
									276 H	CSU Bakersfield	62 71
									295 A	NJIT	55 60
									295 H	NJIT	75 81
									305 A	Texas-Arlington	59 57
									307 A	Utah Valley	66 71
									334 A	A&M-Corpus Christi	49 45
									334 H	A&M-Corpus Christi	77 65
									338 A	Chicago St.	71 40
									344 A	New Orleans	71 56
									345 H	Houston Baptist	71 45
LAST 12 Division I GAMES:											
338 A	Chicago St.	71 40	276 A	CSU Bakersfield	62 85	307 A	Utah Valley	66 71			
276 H	CSU Bakersfield	62 71	67 A	UTEP	56 83	142 A	Rice	54 75			
295 H	NJIT	75 81	165 A	TCU	37 73	166 H	Texas Southern	65 46			
344 A	New Orleans	71 56									
345 H	Houston Baptist	71 45									
295 A	NJIT	55 60									

Non-Div I Games: Tex. A&M-Kingsville 100 63 Huston-Tillotson 74 58 Our Lady Of The Lak 59 72

Average RPI Win:	197	WON-LOST	WINNING	LAST 10	STRENGTH OF	OPP. STRENGTH	TEAM	ADJ.	CONF.	ADJ CONF.
Average RPI Loss:	29	RECORD	PCT. RANK	GAMES	SCHEDULE	OF SCHEDULE	RPI	RPI	RPI	RPI
DIV. I ONLY	9- 13	214	2- 8	27	14	115	115	1	1	
DIV. I NON-CONF.	7- 4	103	0- 1	121	57	121	121	1	1	
TOTALS	RPI 1-25	RPI 26-50	W-L RECORDS	RPI 51-100	RPI 101-150	RPI 150+				
9- 13	0- 7	0- 5	OVERALL	2- 1	1- 0	6- 0				
6- 6	0- 4	0- 2	HOME	1- 0	0- 0	5- 0				
1- 4	0- 2	0- 2	AWAY	0- 0	0- 0	1- 0				
2- 3	0- 1	0- 1	NEUTRAL	1- 1	1- 0	0- 0				
7- 4	0- 2	0- 1	NON-CONFERENCE	1- 1	1- 0	5- 0				
5- 1	0- 1	0- 0	HOME	0- 0	0- 0	5- 0				
0- 0	0- 0	0- 0	AWAY	0- 0	0- 0	0- 0				
2- 3	0- 1	0- 1	NEUTRAL	1- 1	1- 0	0- 0				
2- 9	0- 5	0- 4	CONFERENCE	1- 0	0- 0	1- 0				
1- 5	0- 3	0- 2	HOME	1- 0	0- 0	0- 0				
1- 4	0- 2	0- 2	AWAY	0- 0	0- 0	1- 0				
0- 0	0- 0	0- 0	NEUTRAL	0- 0	0- 0	0- 0				

RPI 1-25				RPI 26-50				RPI 51-100				RPI 101+ Team's RPI: 115			
RPI	S	Opponent	Score	RPI	S	Opponent	Score	RPI	S	Opponent	Score	RPI	S	Opponent	Score
1	H	Baylor	48 75	33	N	Iowa	63 86	51	N	St. John's (NY)	70 60	128	N	Hofstra	72 52
7	H	Tennessee	75 94	37	H	Texas Tech	59 66	65	H	Kansas St.	59 40	165	A	TCU	61 56
12	N	UCLA	42 62	40	A	Kansas	38 76	69	N	Central Mich.	65 73	221	H	La.-Monroe	77 49
22	A	Oklahoma	56 69	41	A	West Virginia	49 53					224	H	Central Conn. St.	94 58
22	H	Oklahoma	70 78	42	H	Oklahoma St.	52 64					264	H	Cornell	53 40
23	A	Iowa St.	65 73									318	H	Jackson St.	80 53
23	H	Iowa St.	48 67									334	H	A&M-Corpus Christi	79 30
LAST 12 Division I GAMES:															
1	H	Baylor	48 75	37	H	Texas Tech	59 66								
23	H	Iowa St.	48 67	42	H	Oklahoma St.	52 64								
165	A	TCU	61 56	41	A	West Virginia	49 53								
65	H	Kansas St.	59 40	22	H	Oklahoma	70 78								
40	A	Kansas	38 76	23	A	Iowa St.	65 73								
22	A	Oklahoma	56 69	69	N	Central Mich.	65 73								

Non-Div I Games:

Texas

Through Games Of Sunday, February 10, 2019									
Average RPI Win: 111	WON-LOST	WINNING	LAST 10	STRENGTH OF	OPP. STRENGTH	TEAM	ADJ.	CONF.	ADJ CONF.
Average RPI Loss: 9	RECORD	PCT. RANK	GAMES	SCHEDULE	OF SCHEDULE	RPI	RPI	RPI	RPI
DIV. I ONLY	19- 5	31	9- 1	7	9	9	9	4	4
DIV. I NON-CONF.	10- 4	70	2- 0	16	7	31	31	6	6

TOTALS	RPI 1-25	RPI 26-50	W-L RECORDS	RPI 51-100	RPI 101-150	RPI 150+			
19- 5	2- 5	2- 0	OVERALL	6- 0	4- 0	5- 0			
11- 2	0- 2	2- 0	HOME	3- 0	2- 0	4- 0			
6- 2	2- 2	0- 0	AWAY	2- 0	1- 0	1- 0			
2- 1	0- 1	0- 0	NEUTRAL	1- 0	1- 0	0- 0			
10- 4	0- 4	1- 0	NON-CONFERENCE	2- 0	3- 0	4- 0			
7- 2	0- 2	1- 0	HOME	1- 0	1- 0	4- 0			
1- 1	0- 1	0- 0	AWAY	0- 0	1- 0	0- 0			
2- 1	0- 1	0- 0	NEUTRAL	1- 0	1- 0	0- 0			
9- 1	2- 1	1- 0	CONFERENCE	4- 0	1- 0	1- 0			
4- 0	0- 0	1- 0	HOME	2- 0	1- 0	0- 0			
5- 1	2- 1	0- 0	AWAY	2- 0	0- 0	1- 0			
0- 0	0- 0	0- 0	NEUTRAL	0- 0	0- 0	0- 0			

RPI	S	Opponent	Score	RPI	S	Opponent	Score	RPI	S	Opponent	Score	RPI	S	Opponent	Score
2	H	Connecticut	50 81	36	H	Vanderbilt	60 52	59	A	LSU	74 57	133	H	Alabama	91 52
4	N	Notre Dame	74 83	45	H	Marquette	84 64	65	N	Kansas St.	83 60	136	N	Old Dominion	78 55
5	H	Penn St.	58 63					73	A	Arkansas	63 51	137	A	Southern California	79 61
10	A	Kentucky	62 65					75	H	Liberty	70 55	142	H	Rice	80 57
14	A	South Carolina	50 48					87	H	Missouri	77 58	165	H	TCU	68 47
17	A	Georgia	64 46					92	H	Auburn	78 56	170	H	Louisiana Tech	77 26
24	A	Louisville	45 47									172	A	Mississippi St.	81 33
												232	H	Prairie View	74 52
												262	H	Southern U.	88 48
LAST 12 Division I GAMES:															
14	A	South Carolina	50 48	92	H	Auburn	78 56	10	A	Kentucky	62 65				
59	A	LSU	74 57	73	A	Arkansas	63 51	133	H	Alabama	91 52				
36	H	Vanderbilt	60 52	142	H	Rice	80 57	172	A	Mississippi St.	81 33				
87	H	Missouri	77 58	232	H	Prairie View	74 52								
172	A	Mississippi St.	81 33												
17	A	Georgia	64 46												

Non-Div I Games:

Texas A&M

■ Loss,
 ■ Non-Conf, S Site,
 ■ Home
 ■ Away
 N Neutral

Average RPI Win:	286	WON-LOST	WINNING	LAST 10	STRENGTH OF	OPP. STRENGTH	TEAM	ADJ.	CONF.	ADJ CONF.
Average RPI Loss:	143	RECORD	PCT. RANK	GAMES	SCHEDULE	OF SCHEDULE	RPI	RPI	RPI	RPI
DIV. I ONLY	13- 9	114	10- 0	273	337	166	166	32	32	
DIV. I NON-CONF.	3- 8	274	0- 1	110	259	205	205	31	31	
TOTALS	RPI 1-25	RPI 26-50	W-L RECORDS	RPI 51-100	RPI 101-150	RPI 150+				
13- 9	0- 0	0- 1	OVERALL	0- 3	1- 1	12- 4				
6- 1	0- 0	0- 0	HOME	0- 0	0- 0	6- 1				
7- 6	0- 0	0- 1	AWAY	0- 2	1- 0	6- 3				
0- 2	0- 0	0- 0	NEUTRAL	0- 1	0- 1	0- 0				
3- 8	0- 0	0- 1	NON-CONFERENCE	0- 3	1- 1	2- 3				
1- 1	0- 0	0- 0	HOME	0- 0	0- 0	1- 1				
2- 5	0- 0	0- 1	AWAY	0- 2	1- 0	1- 2				
0- 2	0- 0	0- 0	NEUTRAL	0- 1	0- 1	0- 0				
10- 1	0- 0	0- 0	CONFERENCE	0- 0	0- 0	10- 1				
5- 0	0- 0	0- 0	HOME	0- 0	0- 0	5- 0				
5- 1	0- 0	0- 0	AWAY	0- 0	0- 0	5- 1				
0- 0	0- 0	0- 0	NEUTRAL	0- 0	0- 0	0- 0				

RPI S	Opponent	Score	RPI S	Opponent	Score	RPI S	Opponent	Score	RPI S	Opponent	Score	Team's RPI: 166
42	A Oklahoma St.	49	91	53	A SMU	50	66	111	N Arizona	59	65	
				67	N UTEP	52	61	132	A Sam Houston St.	62	57	
				73	A Arkansas	50	72	176	H Nicholls St.	58	65	
								191	A McNeese St.	42	59	
								232	A Prairie View	64	57	
								232	H Prairie View	51	46	
								256	A Mississippi Val.	58	47	
								262	A Southern U.	60	72	
								275	H UMKC	64	53	
								310	H Alabama A&M	54	50	
								311	A Tex.-Pan American	46	65	
								318	A Jackson St.	67	58	
								318	H Jackson St.	73	66	
								320	H Grambling	91	64	
								327	H Alabama St.	74	40	
								330	A Ark.-Pine Bluff	65	61	
								335	A Norfolk St.	68	53	
								339	A Alcorn	61	45	
LAST 12 Division I GAMES:												
318	A Jackson St.	67	58	320	H Grambling	91	64					
232	H Prairie View	51	46	318	H Jackson St.	73	66					
327	H Alabama St.	74	40	232	A Prairie View	64	57					
310	H Alabama A&M	54	50	339	A Alcorn	61	45					
256	A Mississippi Val.	58	47	262	A Southern U.	60	72					
330	A Ark.-Pine Bluff	65	61	176	H Nicholls St.	58	65					

Non-Div I Games:

Texas Southern

Average RPI Win:	241	WON-LOST	WINNING	LAST 10	STRENGTH OF	OPP. STRENGTH	TEAM	ADJ.	CONF.	ADJ CONF.
Average RPI Loss:	185	RECORD	PCT. RANK	GAMES	SCHEDULE	OF SCHEDULE	RPI	RPI	RPI	RPI
DIV. I ONLY	8- 14	251	3- 7	308	189	286	286	24	24	
DIV. I NON-CONF.	5- 4	141	0- 0	250	110	166	166	24	24	
TOTALS	RPI 1-25	RPI 26-50	W-L RECORDS	RPI 51-100	RPI 101-150	RPI 150+				
8- 14	0- 0	0- 1	OVERALL	0- 1	0- 2	8- 10				
4- 7	0- 0	0- 0	HOME	0- 0	0- 2	4- 5				
4- 7	0- 0	0- 1	AWAY	0- 1	0- 0	4- 5				
0- 0	0- 0	0- 0	NEUTRAL	0- 0	0- 0	0- 0				
5- 4	0- 0	0- 1	NON-CONFERENCE	0- 1	0- 1	5- 1				
3- 1	0- 0	0- 0	HOME	0- 0	0- 1	3- 0				
2- 3	0- 0	0- 1	AWAY	0- 1	0- 0	2- 1				
0- 0	0- 0	0- 0	NEUTRAL	0- 0	0- 0	0- 0				
3- 10	0- 0	0- 0	CONFERENCE	0- 0	0- 1	3- 9				
1- 6	0- 0	0- 0	HOME	0- 0	0- 1	1- 5				
2- 4	0- 0	0- 0	AWAY	0- 0	0- 0	2- 4				
0- 0	0- 0	0- 0	NEUTRAL	0- 0	0- 0	0- 0				

RPI 1-25			RPI 26-50			RPI 51-100			RPI 101+ Team's RPI: 286		
RPI	S	Opponent	Score	RPI	S	Opponent	Score	RPI	S	Opponent	Score
				42	A	Oklahoma St.	55 90	67	A	UTEP	81 88
								142	H	Rice	61 73
								146	H	Idaho	60 72
								156	A	Utah St.	69 82
								163	H	Seattle	58 70
								165	H	TCU	91 80
								170	A	Louisiana Tech	58 71
								170	H	Louisiana Tech	68 63
								178	H	Belmont	82 76
								181	A	Houston	61 74
								189	A	North Texas	88 83
								216	A	Denver	62 75
								216	H	Denver	70 73
								259	A	New Mexico St.	58 49
								259	H	New Mexico St.	58 61
								260	H	UTSA	46 56
								271	A	San Jose St.	96 98
								305	A	Texas-Arlington	63 57
								305	H	Texas-Arlington	72 73
								328	H	Kennesaw St.	75 61
								334	A	A&M-Corpus Christi	69 51
LAST 12 Division I GAMES:											
170	H	Louisiana Tech	68 63	260	H	UTSA	46 56				
305	H	Texas-Arlington	72 73	305	A	Texas-Arlington	63 57				
216	A	Denver	62 75	170	A	Louisiana Tech	58 71				
259	A	New Mexico St.	58 49	259	H	New Mexico St.	58 61				
163	H	Seattle	58 70	216	H	Denver	70 73				
146	H	Idaho	60 72	156	A	Utah St.	69 82				

Non-Div I Games: Huston-Tillotson 93 42

Texas St.

Average RPI Win:	141	WON-LOST	WINNING	LAST 10	STRENGTH OF	OPP. STRENGTH	TEAM	ADJ.	CONF.	ADJ CONF.
Average RPI Loss:	51	RECORD	PCT. RANK	GAMES	SCHEDULE	OF SCHEDULE	RPI	RPI	RPI	RPI
DIV. I ONLY	18- 6	43	7- 3	63	49	37	37	1	1	
DIV. I NON-CONF.	10- 2	28	0- 0	195	244	71	71	1	1	
TOTALS	RPI 1-25	RPI 26-50	W-L RECORDS	RPI 51-100	RPI 101-150	RPI 150+				
18- 6	0- 4	4- 1	OVERALL	3- 0	3- 0	8- 1				
12- 2	0- 2	2- 0	HOME	2- 0	2- 0	6- 0				
5- 3	0- 2	2- 0	AWAY	1- 0	1- 0	1- 1				
1- 1	0- 0	0- 1	NEUTRAL	0- 0	0- 0	1- 0				
10- 2	0- 0	0- 1	NON-CONFERENCE	2- 0	2- 0	6- 1				
8- 0	0- 0	0- 0	HOME	1- 0	2- 0	5- 0				
1- 1	0- 0	0- 0	AWAY	1- 0	0- 0	0- 1				
1- 1	0- 0	0- 1	NEUTRAL	0- 0	0- 0	1- 0				
8- 4	0- 4	4- 0	CONFERENCE	1- 0	1- 0	2- 0				
4- 2	0- 2	2- 0	HOME	1- 0	0- 0	1- 0				
4- 2	0- 2	2- 0	AWAY	0- 0	1- 0	1- 0				
0- 0	0- 0	0- 0	NEUTRAL	0- 0	0- 0	0- 0				

RPI 1-25				RPI 26-50				Team's RPI: 37	RPI 51-100				RPI 101+			
RPI	S	Opponent	Score	RPI	S	Opponent	Score		RPI	S	Opponent	Score	RPI	S	Opponent	Score
1	H	Baylor	60 90	30	N	Michigan St.	48 50		54	H	Illinois	75 56	115	A	Texas	66 59
22	A	Oklahoma	55 65	40	H	Kansas	70 63		65	H	Kansas St.	59 50	116	H	Northern Colo.	68 41
23	A	Iowa St.	52 67	41	A	West Virginia	77 73		98	A	Arizona St.	61 49	119	H	Lamar	73 52
23	H	Iowa St.	54 58	41	H	West Virginia	76 63						165	A	TCU	64 46
				42	A	Oklahoma St.	64 59						165	H	TCU	53 42
LAST 12 Division I GAMES:																
165	A	TCU	64 46	40	H	Kansas	70 63						176	H	Nicholls St.	78 48
41	H	West Virginia	76 63	115	A	Texas	66 59						180	N	Oregon St.	66 48
23	A	Iowa St.	52 67	22	A	Oklahoma	55 65						181	H	Houston	86 56
1	H	Baylor	60 90	65	H	Kansas St.	59 50						209	A	New Mexico	61 65
165	H	TCU	53 42	23	H	Iowa St.	54 58						267	H	Southern Utah	73 54
41	A	West Virginia	77 73	42	A	Oklahoma St.	64 59						336	H	Lipscomb	61 41
													344	H	New Orleans	81 38

Non-Div I Games:

Texas Tech

Average RPI Win:	270	WON-LOST	WINNING	LAST 10	STRENGTH OF	OPP. STRENGTH	TEAM	ADJ.	CONF.	ADJ CONF.
Average RPI Loss:	181	RECORD	PCT. RANK	GAMES	SCHEDULE	OF SCHEDULE	RPI	RPI	RPI	RPI
DIV. I ONLY	4- 18	323	1- 9	229	299	305	305	24	24	
DIV. I NON-CONF.	2- 8	304	0- 0	177	297	266	266	24	24	
TOTALS	RPI 1-25	RPI 26-50	W-L RECORDS	RPI 51-100	RPI 101-150	RPI 150+				
4- 18	0- 0	0- 2	OVERALL	0- 1	0- 3	4- 12				
0- 9	0- 0	0- 1	HOME	0- 0	0- 2	0- 6				
4- 9	0- 0	0- 1	AWAY	0- 1	0- 1	4- 6				
0- 0	0- 0	0- 0	NEUTRAL	0- 0	0- 0	0- 0				
2- 8	0- 0	0- 2	NON-CONFERENCE	0- 1	0- 2	2- 3				
0- 4	0- 0	0- 1	HOME	0- 0	0- 2	0- 1				
2- 4	0- 0	0- 1	AWAY	0- 1	0- 0	2- 2				
0- 0	0- 0	0- 0	NEUTRAL	0- 0	0- 0	0- 0				
2- 10	0- 0	0- 0	CONFERENCE	0- 0	0- 1	2- 9				
0- 5	0- 0	0- 0	HOME	0- 0	0- 0	0- 5				
2- 5	0- 0	0- 0	AWAY	0- 0	0- 1	2- 4				
0- 0	0- 0	0- 0	NEUTRAL	0- 0	0- 0	0- 0				

RPI S	Opponent	Score	RPI S	Opponent	Score	RPI S	Opponent	Score	RPI S	Opponent	Score	Team's RPI: 305
30	A Michigan St.	39 83	42	H Oklahoma St.	54 90	95	A Fresno St.	45 70	143	H Oral Roberts	41 73	
									146	A Idaho	52 70	
									147	H Memphis	76 89	
									154	A George Washington	47 80	
									156	H Utah St.	83 93	
									163	A Seattle	53 69	
									170	A Louisiana Tech	58 65	
									170	H Louisiana Tech	62 78	
									189	A North Texas	59 50	
									216	A Denver	52 90	
									240	A Neb. Omaha	39 73	
									259	A New Mexico St.	62 59	
									260	A UTSA	45 73	
									260	H UTSA	57 59	
									271	H San Jose St.	70 78	
									286	A Texas St.	73 72	
									286	H Texas St.	57 63	
									311	H Tex.-Pan American	57 59	
									345	A Houston Baptist	77 71	
LAST 12 Division I GAMES:												
260	A UTSA	45 73	163	A Seattle	53 69							
286	A Texas St.	73 72	286	H Texas St.	57 63							
170	H Louisiana Tech	62 78	260	H UTSA	57 59							
271	H San Jose St.	70 78	170	A Louisiana Tech	58 65							
156	H Utah St.	83 93	216	A Denver	52 90							
146	A Idaho	52 70	259	A New Mexico St.	62 59							

Non-Div I Games:

Texas-Arlington

Average RPI Win: 194	WON-LOST	WINNING	LAST 10	STRENGTH OF	OPP. STRENGTH	TEAM	ADJ.	CONF.	ADJ CONF.
Average RPI Loss: 44	RECORD	PCT. RANK	GAMES	SCHEDULE	OF SCHEDULE	RPI	RPI	RPI	RPI
DIV. I ONLY	21- 2	7	9- 1	176	137	39	39	18	18
DIV. I NON-CONF.	12- 1	4	2- 0	144	119	26	26	16	16
TOTALS	RPI 1-25	RPI 26-50	W-L RECORDS	RPI 51-100	RPI 101-150	RPI 150+			
21- 2	0- 1	1- 0	OVERALL	2- 1	4- 0	14- 0			
9- 1	0- 0	0- 0	HOME	0- 1	1- 0	8- 0			
10- 1	0- 1	1- 0	AWAY	1- 0	2- 0	6- 0			
2- 0	0- 0	0- 0	NEUTRAL	1- 0	1- 0	0- 0			
12- 1	0- 1	1- 0	NON-CONFERENCE	1- 0	2- 0	8- 0			
6- 0	0- 0	0- 0	HOME	0- 0	1- 0	5- 0			
4- 1	0- 1	1- 0	AWAY	0- 0	0- 0	3- 0			
2- 0	0- 0	0- 0	NEUTRAL	1- 0	1- 0	0- 0			
9- 1	0- 0	0- 0	CONFERENCE	1- 1	2- 0	6- 0			
3- 1	0- 0	0- 0	HOME	0- 1	0- 0	3- 0			
6- 0	0- 0	0- 0	AWAY	1- 0	2- 0	3- 0			
0- 0	0- 0	0- 0	NEUTRAL	0- 0	0- 0	0- 0			

RPI 1-25				RPI 26-50				Team's RPI: 39				RPI 51-100				RPI 101+			
RPI	S	Opponent	Score	RPI	S	Opponent	Score	RPI	S	Opponent	Score	RPI	S	Opponent	Score	RPI	S	Opponent	Score
18	A	Dayton	76 79	45	A	Marquette	82 71	56	N	Charlotte	76 66	123	N	Santa Clara	73 48				
								69	H	Central Mich.	66 73	130	A	Akron	77 65				
								97	A	Bowling Green	48 38	139	H	Arkansas St.	56 34				
												150	A	Miami (OH)	80 49				
												168	H	Evansville	60 50				
												193	H	SIU Edwardsville	59 43				
												211	A	Ball St.	68 64				
												217	H	St. Bonaventure	59 45				
												227	A	Eastern Mich.	56 40				
												229	A	Georgia St.	46 43				
												232	H	Prairie View	76 41				
												238	A	Colorado St.	66 62				
												244	H	Western Mich.	65 54				
												250	H	Milwaukee	83 59				
												254	H	Buffalo	59 44				
												265	A	Northern Ill.	44 42				
												298	A	Nevada	73 61				
												312	H	Ohio	61 42				
LAST 12 Division I GAMES:																			
211	A	Ball St.	68 64	254	H	Buffalo	59 44												
150	A	Miami (OH)	80 49	227	A	Eastern Mich.	56 40												
244	H	Western Mich.	65 54	97	A	Bowling Green	48 38												
312	H	Ohio	61 42	69	H	Central Mich.	66 73												
265	A	Northern Ill.	44 42	229	A	Georgia St.	46 43												
130	A	Akron	77 65	56	N	Charlotte	76 66												

Non-Div I Games:

Toledo

■ Loss,
 ■ Non-Conf, S Site,
 ■ Home
 ■ Away
 N Neutral

T
O
W
S
O
N

Towson				Through Games Of Sunday, February 10, 2013						
Average RPI Win:	305	WON-LOST	WINNING	LAST 10	STRENGTH OF	OPP. STRENGTH	TEAM	ADJ.	CONF.	ADJ CONF.
Average RPI Loss:	162	RECORD	PCT. RANK	GAMES	SCHEDULE	OF SCHEDULE	RPI	RPI	RPI	RPI
DIV. I ONLY		7- 15	272	1- 9	257	228	296	296	14	14
DIV. I NON-CONF.		6- 5	146	1- 0	334	332	280	280	15	15
<hr/>										
TOTALS	RPI 1-25	RPI 26-50		W-L RECORDS		RPI 51-100	RPI 101-150		RPI 150+	
7- 15	0- 3	0- 0		OVERALL		0- 3	0- 2		7- 7	
5- 7	0- 2	0- 0		HOME		0- 2	0- 0		5- 3	
2- 8	0- 1	0- 0		AWAY		0- 1	0- 2		2- 4	
0- 0	0- 0	0- 0		NEUTRAL		0- 0	0- 0		0- 0	
<hr/>										
6- 5	0- 1	0- 0		NON-CONFERENCE		0- 0	0- 0		6- 4	
4- 2	0- 1	0- 0		HOME		0- 0	0- 0		4- 1	
2- 3	0- 0	0- 0		AWAY		0- 0	0- 0		2- 3	
0- 0	0- 0	0- 0		NEUTRAL		0- 0	0- 0		0- 0	
<hr/>										
1- 10	0- 2	0- 0		CONFERENCE		0- 3	0- 2		1- 3	
1- 5	0- 1	0- 0		HOME		0- 2	0- 0		1- 2	
0- 5	0- 1	0- 0		AWAY		0- 1	0- 2		0- 1	
0- 0	0- 0	0- 0		NEUTRAL		0- 0	0- 0		0- 0	

RPI 1-25				RPI 26-50				RPI 51-100				RPI 101+ Team's RPI: 296			
RPI	S	Opponent	Score	RPI	S	Opponent	Score	RPI	S	Opponent	Score	RPI	S	Opponent	Score
8	H	Maryland	43 88					76	A	Drexel	55 76	106	A	Northeastern	56 59
21	A	Delaware	44 76					76	H	Drexel	48 62	136	A	Old Dominion	55 65
21	H	Delaware	55 77					99	H	James Madison	61 75	188	H	Bucknell	62 75
												229	H	Georgia St.	49 56
												231	A	Loyola Maryland	44 52
												268	H	George Mason	54 65
												283	H	Delaware St.	69 61
												292	H	Coppin St.	58 55
												300	H	Morgan St.	61 57
												302	H	UNC Wilmington	55 53
												304	A	UMBC	62 44
												306	A	William & Mary	50 59
												324	A	Manhattan	63 60
												326	A	LIU Brooklyn	63 65
												332	A	UMES	48 60
												333	H	Maine	69 64
LAST 12 Division I GAMES:															
21	H	Delaware	55 77	21	A	Delaware	44 76								
76	H	Drexel	48 62	268	H	George Mason	54 65								
106	A	Northeastern	56 59	229	H	Georgia St.	49 56								
99	H	James Madison	61 75	136	A	Old Dominion	55 65								
302	H	UNC Wilmington	55 53	76	A	Drexel	55 76								
306	A	William & Mary	50 59	333	H	Maine	69 64								

T
O
W
S
O
N

Non-Div I Games:

Towson

Average RPI Win: 237	WON-LOST	WINNING	LAST 10	STRENGTH OF	OPP. STRENGTH	TEAM	ADJ.	CONF.	ADJ CONF.
Average RPI Loss: 155	RECORD	PCT. RANK	GAMES	SCHEDULE	OF SCHEDULE	RPI	RPI	RPI	RPI
DIV. I ONLY	5- 18	316	2- 8	179	188	290	290	12	12
DIV. I NON-CONF.	3- 6	241	0- 1	249	296	275	275	13	13
TOTALS	RPI 1-25	RPI 26-50	W-L RECORDS	RPI 51-100	RPI 101-150	RPI 150+			
5- 18	0- 0	0- 0	OVERALL	1- 5	0- 4	4- 9			
3- 7	0- 0	0- 0	HOME	0- 2	0- 3	3- 2			
2- 11	0- 0	0- 0	AWAY	1- 3	0- 1	1- 7			
0- 0	0- 0	0- 0	NEUTRAL	0- 0	0- 0	0- 0			
3- 6	0- 0	0- 0	NON-CONFERENCE	0- 1	0- 2	3- 3			
2- 2	0- 0	0- 0	HOME	0- 0	0- 2	2- 0			
1- 4	0- 0	0- 0	AWAY	0- 1	0- 0	1- 3			
0- 0	0- 0	0- 0	NEUTRAL	0- 0	0- 0	0- 0			
2- 12	0- 0	0- 0	CONFERENCE	1- 4	0- 2	1- 6			
1- 5	0- 0	0- 0	HOME	0- 2	0- 1	1- 2			
1- 7	0- 0	0- 0	AWAY	1- 2	0- 1	0- 4			
0- 0	0- 0	0- 0	NEUTRAL	0- 0	0- 0	0- 0			

RPI S	Opponent	Score	RPI S	Opponent	Score	RPI S	Opponent	Score	RPI S	Opponent	Score	Team's RPI: 290
						55	A Middle Tenn.	74 70	118	A FIU	76 82	
						60	A Florida	62 87	133	H Alabama	71 80	
						88	A Western Ky.	80 98	134	H Mercer	90 96	
						88	H Western Ky.	81 84	139	H Arkansas St.	74 87	
						93	A UALR	52 75	153	A Winthrop	82 87	
						93	H UALR	50 71	172	A Mississippi St.	60 82	
									175	A South Ala.	58 74	
									189	A North Texas	71 87	
									192	A Fla. Atlantic	63 74	
									192	H Fla. Atlantic	80 81	
									205	H Furman	118 96	
									221	A La.-Monroe	74 79	
									221	H La.-Monroe	69 75	
									284	H La.-Lafayette	68 61	
									316	A Jacksonville	88 83	
									327	H Alabama St.	90 88	
									328	A Kennesaw St.	65 72	
LAST 12 Division I GAMES:												
						55	A Middle Tenn.	74 70	118	A FIU	76 82	
						175	A South Ala.	58 74	192	A Fla. Atlantic	63 74	
						284	H La.-Lafayette	68 61	221	H La.-Monroe	69 75	
						88	A Western Ky.	80 98	93	H UALR	50 71	
						221	A La.-Monroe	74 79	189	A North Texas	71 87	
						139	H Arkansas St.	74 87	172	A Mississippi St.	60 82	

Non-Div I Games:

Troy

Through Games of Sunday, February 10, 1918				Through Games of Sunday, February 10, 1918						
Average RPI Win:	185	WON-LOST	WINNING	LAST 10	STRENGTH OF	OPP. STRENGTH	TEAM	ADJ.	CONF.	ADJ CONF.
Average RPI Loss:	138	RECORD	PCT. RANK	GAMES	SCHEDULE	OF SCHEDULE	RPI	RPI	RPI	RPI
DIV. I ONLY	16- 5	41	6- 3	232	89	91	91	9	9	
DIV. I NON-CONF.	10- 2	28	2- 0	318	97	139	139	10	10	
TOTALS	RPI 1-25	RPI 26-50	W-L RECORDS	RPI 51-100	RPI 101-150	RPI 150+				
16- 5	0- 0	0- 0	OVERALL	2- 3	2- 0	12- 2				
7- 4	0- 0	0- 0	HOME	1- 3	1- 0	5- 1				
7- 1	0- 0	0- 0	AWAY	1- 0	1- 0	5- 1				
2- 0	0- 0	0- 0	NEUTRAL	0- 0	0- 0	2- 0				
10- 2	0- 0	0- 0	NON-CONFERENCE	1- 1	0- 0	9- 1				
5- 2	0- 0	0- 0	HOME	0- 1	0- 0	5- 1				
3- 0	0- 0	0- 0	AWAY	1- 0	0- 0	2- 0				
2- 0	0- 0	0- 0	NEUTRAL	0- 0	0- 0	2- 0				
6- 3	0- 0	0- 0	CONFERENCE	1- 2	2- 0	3- 1				
2- 2	0- 0	0- 0	HOME	1- 2	1- 0	0- 0				
4- 1	0- 0	0- 0	AWAY	0- 0	1- 0	3- 1				
0- 0	0- 0	0- 0	NEUTRAL	0- 0	0- 0	0- 0				

RPI 1-25				RPI 26-50				RPI 51-100				Team's RPI: 91		RPI 101+			
RPI	S	Opponent	Score	RPI	S	Opponent	Score	RPI	S	Opponent	Score			RPI	S	Opponent	Score
								53	H	SMU	56	62		142	A	Rice	69 65
								59	A	LSU	66	64		147	H	Memphis	72 62
								67	H	UTEP	56	49		155	A	UCF	57 55
								89	H	East Carolina	52	55		158	N	Bradley	74 69
								92	H	Auburn	65	70		170	H	Louisiana Tech	66 59
														171	A	Tulsa	65 67
														181	A	Houston	74 56
														189	H	North Texas	73 62
														191	H	McNeese St.	69 63
														221	A	La.-Monroe	70 60
														227	H	Eastern Mich.	71 65
														244	N	Western Mich.	66 48
														249	A	Marshall	67 57
														262	A	Southern U.	65 45
														284	H	La.-Lafayette	64 65
														302	H	UNC Wilmington	73 58
LAST 12 Division I GAMES:																	
				171	A	Tulsa	65 67	142	A	Rice	69 65						
				67	H	UTEP	56 49	249	A	Marshall	67 57						
				181	A	Houston	74 56	53	H	SMU	56 62						
				155	A	UCF	57 55	191	H	McNeese St.	69 63						
				89	H	East Carolina	52 55	227	H	Eastern Mich.	71 65						
				147	H	Memphis	72 62	189	H	North Texas	73 62						

Non-Div I Games:	Loyola (LA)	81	41
------------------	-------------	----	----

Tulane

Loss, Non-Conf, S Site, H Home A Away N Neutral

Average RPI Win: 221	WON-LOST	WINNING	LAST 10	STRENGTH OF	OPP. STRENGTH	TEAM	ADJ.	CONF.	ADJ CONF.
Average RPI Loss: 106	RECORD	PCT. RANK	GAMES	SCHEDULE	OF SCHEDULE	RPI	RPI	RPI	RPI
DIV. I ONLY	8- 13	235	4- 5	72	149	171	171	9	9
DIV. I NON-CONF.	4- 8	241	1- 1	158	220	225	225	10	10
TOTALS	RPI 1-25	RPI 26-50	W-L RECORDS	RPI 51-100	RPI 101-150	RPI 150+			
8- 13	0- 0	0- 0	OVERALL	1- 9	0- 2	7- 2			
5- 4	0- 0	0- 0	HOME	1- 4	0- 0	4- 0			
3- 7	0- 0	0- 0	AWAY	0- 4	0- 2	3- 1			
0- 2	0- 0	0- 0	NEUTRAL	0- 1	0- 0	0- 1			
4- 8	0- 0	0- 0	NON-CONFERENCE	0- 5	0- 1	4- 2			
2- 2	0- 0	0- 0	HOME	0- 2	0- 0	2- 0			
2- 4	0- 0	0- 0	AWAY	0- 2	0- 1	2- 1			
0- 2	0- 0	0- 0	NEUTRAL	0- 1	0- 0	0- 1			
4- 5	0- 0	0- 0	CONFERENCE	1- 4	0- 1	3- 0			
3- 2	0- 0	0- 0	HOME	1- 2	0- 0	2- 0			
1- 3	0- 0	0- 0	AWAY	0- 2	0- 1	1- 0			
0- 0	0- 0	0- 0	NEUTRAL	0- 0	0- 0	0- 0			

RPI S	Opponent	Score	RPI S	Opponent	Score	RPI S	Opponent	Score	RPI S	Opponent	Score	Team's RPI: 171
						53	H SMU	46 71	142	A Rice	53 56	
						54	N Illinois	75 82	143	A Oral Roberts	53 64	
						64	A BYU	48 70	155	H UCF	54 51	
						67	A UTEP	35 50	167	A Southern Miss.	78 56	
						67	H UTEP	64 71	206	N Loyola Marymount	74 75	
						73	H Arkansas	56 64	230	A Stephen F. Austin	69 73	
						89	A East Carolina	63 69	238	H Colorado St.	58 43	
						91	H Tulane	67 65	240	A Neb. Omaha	49 48	
						93	A UALR	51 78	249	H Marshall	67 49	
						93	H UALR	64 73	307	H Utah Valley	80 53	
									320	A Grambling	75 62	
LAST 12 Division I GAMES:												
						91	H Tulane	67 65	249	H Marshall	67 49	
						167	A Southern Miss.	78 56	142	A Rice	53 56	
						67	A UTEP	35 50	67	H UTEP	64 71	
						53	H SMU	46 71	230	A Stephen F. Austin	69 73	
						155	H UCF	54 51	320	A Grambling	75 62	
						89	A East Carolina	63 69	93	A UALR	51 78	

Non-Div I Games: Langston

97 35

Tulsa

Average RPI Win:	222	WON-LOST	WINNING	LAST 10	STRENGTH OF	OPP. STRENGTH	TEAM	ADJ.	CONF.	ADJ CONF.
Average RPI Loss:	145	RECORD	PCT. RANK	GAMES	SCHEDULE	OF SCHEDULE	RPI	RPI	RPI	RPI
DIV. I ONLY	14- 8	89	5- 5	206	200	140	140	9	9	
DIV. I NON-CONF.	9- 4	75	2- 1	301	314	187	187	10	10	
TOTALS	RPI 1-25	RPI 26-50	W-L RECORDS	RPI 51-100	RPI 101-150	RPI 150+				
14- 8	0- 0	0- 2	OVERALL	2- 1	1- 2	11- 3				
7- 4	0- 0	0- 1	HOME	1- 0	0- 1	6- 2				
5- 4	0- 0	0- 1	AWAY	1- 1	1- 1	3- 1				
2- 0	0- 0	0- 0	NEUTRAL	0- 0	0- 0	2- 0				
9- 4	0- 0	0- 2	NON-CONFERENCE	0- 0	1- 0	8- 2				
5- 2	0- 0	0- 1	HOME	0- 0	0- 0	5- 1				
2- 2	0- 0	0- 1	AWAY	0- 0	1- 0	1- 1				
2- 0	0- 0	0- 0	NEUTRAL	0- 0	0- 0	2- 0				
5- 4	0- 0	0- 0	CONFERENCE	2- 1	0- 2	3- 1				
2- 2	0- 0	0- 0	HOME	1- 0	0- 1	1- 1				
3- 2	0- 0	0- 0	AWAY	1- 1	0- 1	2- 0				
0- 0	0- 0	0- 0	NEUTRAL	0- 0	0- 0	0- 0				

RPI S	Opponent	Score	RPI S	Opponent	Score	RPI S	Opponent	Score	RPI S	Opponent	Score	Team's RPI: 140
36	A Vanderbilt	54 69	53	A SMU	92 94	108	A High Point	58 53				
47	H Chattanooga	57 66	67	A UTEP	61 57	142	A Rice	53 61				
			89	H East Carolina	62 58	147	H Memphis	55 63				
						155	A UCF	64 46				
						161	H UT Martin	56 51				
						167	H Southern Miss.	51 54				
						181	H Houston	54 46				
						234	N Tennessee St.	68 60				
						249	A Marshall	61 45				
						256	H Mississippi Val.	70 47				
						268	A George Mason	55 58				
						299	H Morehead St.	50 57				
						310	A Alabama A&M	72 53				
						315	H Austin Peay	72 54				
						319	H UNC Greensboro	80 62				
						327	N Alabama St.	74 41				
						330	H Ark.-Pine Bluff	71 25				
LAST 12 Division I GAMES:												
89	H East Carolina	62 58	67	A UTEP	61 57							
53	A SMU	92 94	181	H Houston	54 46							
142	A Rice	53 61	155	A UCF	64 46							
167	H Southern Miss.	51 54	47	H Chattanooga	57 66							
249	A Marshall	61 45	319	H UNC Greensboro	80 62							
147	H Memphis	55 63	161	H UT Martin	56 51							

Non-Div I Games:

UAB

■ Loss,
 ■ Non-Conf, S Site,
 ■ Home
 ■ Away
 N Neutral

0- 0		0- 0		NEUTRAL		0- 0		0- 0		0- 0					
RPI 1-25			RPI 26-50			RPI 51-100			Team's RPI: 93		RPI 101+				
RPI	S	Opponent	Score	RPI	S	Opponent	Score	RPI	S	Opponent	Score	RPI	S	Opponent	Score
								53	A	SMU	47 43	118	H	FIU	53 55
								55	A	Middle Tenn.	56 65	135	H	Missouri St.	68 78
								88	A	Western Ky.	61 70	142	H	Rice	76 48
								88	H	Western Ky.	69 78	143	H	Oral Roberts	79 47
												147	A	Memphis	56 44
												167	H	Southern Miss.	64 45
												170	H	Louisiana Tech	74 52
												171	A	Tulsa	73 64
												171	H	Tulsa	78 51
												175	A	South Ala.	49 40
												175	H	South Ala.	65 34
												189	A	North Texas	52 48
												189	H	North Texas	65 68
												192	H	Fla. Atlantic	77 45
												221	A	La.-Monroe	69 62
												221	H	La.-Monroe	71 54
												284	A	La.-Lafayette	54 56
												290	A	Troy	71 50
												290	H	Troy	75 52
LAST 12 Division I GAMES:															
				221	A	La.-Monroe	69 62	55	A	Middle Tenn.	56 65				
				175	H	South Ala.	65 34	118	H	FIU	53 55				
				170	H	Louisiana Tech	74 52	189	H	North Texas	65 68				
				189	A	North Texas	52 48	290	A	Troy	71 50				
				192	H	Fla. Atlantic	77 45	88	H	Western Ky.	69 78				
				88	A	Western Ky.	61 70	284	A	La.-Lafayette	54 56				

UALR

Page 297

Average RPI Win:	189	WON-LOST	WINNING	LAST 10	STRENGTH OF	OPP. STRENGTH	TEAM	ADJ.	CONF.	ADJ CONF.
Average RPI Loss:	126	RECORD	PCT. RANK	GAMES	SCHEDULE	OF SCHEDULE	RPI	RPI	RPI	RPI
DIV. I ONLY	10- 12	191	5- 5	164	109	194	194	11	11	
DIV. I NON-CONF.	5- 6	189	0- 1	182	94	190	190	11	11	
TOTALS	RPI 1-25	RPI 26-50	W-L RECORDS	RPI 51-100	RPI 101-150	RPI 150+				
10- 12	0- 1	0- 2	OVERALL	1- 2	4- 3	5- 4				
4- 7	0- 1	0- 1	HOME	1- 1	2- 1	1- 3				
4- 5	0- 0	0- 0	AWAY	0- 0	1- 0	3- 1				
2- 0	0- 0	0- 0	NEUTRAL	0- 0	1- 0	1- 0				
5- 6	0- 1	0- 1	NON-CONFERENCE	0- 1	3- 1	2- 2				
1- 4	0- 1	0- 1	HOME	0- 1	1- 0	0- 1				
2- 2	0- 0	0- 0	AWAY	0- 0	1- 1	1- 1				
2- 0	0- 0	0- 0	NEUTRAL	0- 0	1- 0	1- 0				
5- 6	0- 0	0- 1	CONFERENCE	1- 1	1- 2	3- 2				
3- 3	0- 0	0- 0	HOME	1- 0	1- 1	1- 2				
2- 3	0- 0	0- 1	AWAY	0- 1	0- 1	2- 0				
0- 0	0- 0	0- 0	NEUTRAL	0- 0	0- 0	0- 0				

RPI 1-25				RPI 26-50				RPI 51-100				RPI 101+ Team's RPI: 194			
RPI	S	Opponent	Score	RPI	S	Opponent	Score	RPI	S	Opponent	Score	RPI	S	Opponent	Score
3	H	Stanford	38 87	34	H	St. Mary's (CA)	56 75	61	H	Washington	56 81	114	H	Cal St. Northridge	61 46
				48	A	Pacific	64 78	94	A	Cal Poly	71 73	123	H	Santa Clara	70 59
								94	H	Cal Poly	79 69	131	A	UC Santa Barbara	43 58
												131	H	UC Santa Barbara	52 60
												137	A	Southern California	78 69
												138	N	Navy	66 63
												144	A	Sacramento St.	65 66
												164	H	Hawaii	63 71
												182	H	Long Beach St.	68 62
												185	A	UC Riverside	61 49
												207	A	San Francisco	65 72
												233	H	Pepperdine	68 83
												263	H	UC Irvine	57 70
												276	N	CSU Bakersfield	71 59
												291	A	Cal St. Fullerton	88 44
												345	A	Houston Baptist	77 64
LAST 12 Division I GAMES:															
				94	H	Cal Poly	79 69	164	H	Hawaii	63 71				
				131	H	UC Santa Barbara	52 60	114	H	Cal St. Northridge	61 46				
				263	H	UC Irvine	57 70	131	A	UC Santa Barbara	43 58				
				182	H	Long Beach St.	68 62	94	A	Cal Poly	71 73				
				185	A	UC Riverside	61 49	48	A	Pacific	64 78				
				291	A	Cal St. Fullerton	88 44	144	A	Sacramento St.	65 66				

Non-Div I Games:

UC Davis

■ Loss,
 ■ Non-Conf,
 S Site,
 ■ Home
 ■ Away
 N Neutral

Average RPI Win:	206	WON-LOST	WINNING	LAST 10	STRENGTH OF	OPP. STRENGTH	TEAM	ADJ.	CONF.	ADJ CONF.
Average RPI Loss:	164	RECORD	PCT. RANK	GAMES	SCHEDULE	OF SCHEDULE	RPI	RPI	RPI	RPI
DIV. I ONLY	6- 17	304	2- 8	195	165	263	263	11	11	
DIV. I NON-CONF.	4- 8	241	1- 0	235	240	246	246	11	11	
TOTALS	RPI 1-25	RPI 26-50	W-L RECORDS	RPI 51-100	RPI 101-150	RPI 150+				
6- 17	0- 0	0- 2	OVERALL	0- 1	0- 6	6- 8				
1- 8	0- 0	0- 0	HOME	0- 1	0- 3	1- 4				
4- 9	0- 0	0- 2	AWAY	0- 0	0- 3	4- 4				
1- 0	0- 0	0- 0	NEUTRAL	0- 0	0- 0	1- 0				
4- 8	0- 0	0- 1	NON-CONFERENCE	0- 0	0- 3	4- 4				
0- 4	0- 0	0- 0	HOME	0- 0	0- 1	0- 3				
3- 4	0- 0	0- 1	AWAY	0- 0	0- 2	3- 1				
1- 0	0- 0	0- 0	NEUTRAL	0- 0	0- 0	1- 0				
2- 9	0- 0	0- 1	CONFERENCE	0- 1	0- 3	2- 4				
1- 4	0- 0	0- 0	HOME	0- 1	0- 2	1- 1				
1- 5	0- 0	0- 1	AWAY	0- 0	0- 1	1- 3				
0- 0	0- 0	0- 0	NEUTRAL	0- 0	0- 0	0- 0				

RPI S	Opponent	Score	RPI S	Opponent	Score	RPI S	Opponent	Score	RPI S	Opponent	Score	Team's RPI: 263
43	A San Diego St.	53 63	48	A Pacific	47 68	94	H Cal Poly	46 64	102	A Utah	42 58	
									114	A Cal St. Northridge	48 59	
									114	H Cal St. Northridge	52 68	
									123	A Santa Clara	54 77	
									131	H UC Santa Barbara	46 51	
									146	H Idaho	55 73	
									156	A Utah St.	71 70	
									163	A Seattle	61 60	
									164	A Hawaii	46 56	
									164	H Hawaii	64 52	
									182	A Long Beach St.	61 71	
									185	H UC Riverside	67 68	
									194	A UC Davis	70 57	
									216	H Denver	52 62	
									259	A New Mexico St.	44 50	
									276	A CSU Bakersfield	66 52	
									276	H CSU Bakersfield	64 71	
									280	N Drake	69 64	
									291	A Cal St. Fullerton	51 65	
									298	H Nevada	49 72	
LAST 12 Division I GAMES:												
164	H Hawaii	64 52	291	A Cal St. Fullerton	51 65							
114	H Cal St. Northridge	52 68	114	A Cal St. Northridge	48 59							
194	A UC Davis	70 57	164	A Hawaii	46 56							
48	A Pacific	47 68	94	H Cal Poly	46 64							
182	A Long Beach St.	61 71	131	H UC Santa Barbara	46 51							
185	H UC Riverside	67 68	276	A CSU Bakersfield	66 52							

Non-Div I Games:

UC Irvine

■ Loss,
 ■ Non-Conf,
 ■ S Site,
 ■ Home
 ■ A Away
 N Neutral

UC Riverside				Through Games Of Sunday, February 10, 2013						
Average RPI Win:	225	WON-LOST	WINNING	LAST 10	STRENGTH OF	OPP. STRENGTH	TEAM	ADJ.	CONF.	ADJ CONF.
Average RPI Loss:	114	RECORD	PCT. RANK	GAMES	SCHEDULE	OF SCHEDULE	RPI	RPI	RPI	RPI
DIV. I ONLY		11- 10	144	4- 6	210	112	185	185	11	11
DIV. I NON-CONF.		7- 4	103	1- 1	205	70	143	143	11	11

TOTALS	RPI 1-25	RPI 26-50		W-L RECORDS		RPI 51-100		RPI 101-150		RPI 150+
11- 10	0- 2	0- 2		OVERALL		0- 1		2- 2		9- 3
4- 8	0- 1	0- 2		HOME		0- 0		1- 2		3- 3
7- 2	0- 1	0- 0		AWAY		0- 1		1- 0		6- 0
0- 0	0- 0	0- 0		NEUTRAL		0- 0		0- 0		0- 0
7- 4	0- 2	0- 1		NON-CONFERENCE		0- 0		1- 1		6- 0
4- 3	0- 1	0- 1		HOME		0- 0		1- 1		3- 0
3- 1	0- 1	0- 0		AWAY		0- 0		0- 0		3- 0
0- 0	0- 0	0- 0		NEUTRAL		0- 0		0- 0		0- 0
4- 6	0- 0	0- 1		CONFERENCE		0- 1		1- 1		3- 3
0- 5	0- 0	0- 1		HOME		0- 0		0- 1		0- 3
4- 1	0- 0	0- 0		AWAY		0- 1		1- 0		3- 0
0- 0	0- 0	0- 0		NEUTRAL		0- 0		0- 0		0- 0

RPI 1-25				RPI 26-50				RPI 51-100				RPI 101+ Team's RPI: 185			
RPI	S	Opponent	Score	RPI	S	Opponent	Score	RPI	S	Opponent	Score	RPI	S	Opponent	Score
20	H	Princeton	68 72	48	H	Pacific	56 85	94	A	Cal Poly	56 79	114	H	Cal St. Northridge	49 65
22	A	Oklahoma	46 70	50	H	Gonzaga	53 60					129	H	Washington St.	71 65
												131	A	UC Santa Barbara	45 42
												146	H	Idaho	64 78
												156	H	Utah St.	94 90
												164	H	Hawaii	50 65
												182	A	Long Beach St.	50 49
												194	H	UC Davis	49 61
												233	A	Pepperdine	79 71
												245	H	UNLV	82 66
												263	A	UC Irvine	68 67
												276	A	CSU Bakersfield	75 63
												282	H	Northern Ariz.	71 43
												284	A	La.-Lafayette	55 37
												291	A	Cal St. Fullerton	64 45
												291	H	Cal St. Fullerton	49 54

LAST 12 Division I GAMES:															
291	A	Cal St. Fullerton	64 45	182	A	Long Beach St.	50 49	291	H	Cal St. Fullerton	49 54				
94	A	Cal Poly	56 79	164	H	Hawaii	50 65	114	H	Cal St. Northridge	49 65				
131	A	UC Santa Barbara	45 42	245	H	UNLV	82 66	22	A	Oklahoma	46 70				
194	H	UC Davis	49 61												
48	H	Pacific	56 85												
263	A	UC Irvine	68 67												

Non-Div I Games:

Average RPI Win:	179	WON-LOST	WINNING	LAST 10	STRENGTH OF	OPP. STRENGTH	TEAM	ADJ.	CONF.	ADJ CONF.
Average RPI Loss:	115	RECORD	PCT. RANK	GAMES	SCHEDULE	OF SCHEDULE	RPI	RPI	RPI	RPI
DIV. I ONLY	11- 12	170	6- 4	105	85	131	131	11	11	
DIV. I NON-CONF.	4- 8	241	0- 1	125	22	198	198	11	11	
TOTALS	RPI 1-25	RPI 26-50	W-L RECORDS	RPI 51-100	RPI 101-150	RPI 150+				
11- 12	0- 1	1- 2	OVERALL	1- 3	1- 2	8- 4				
3- 6	0- 1	0- 2	HOME	0- 1	0- 1	3- 1				
7- 4	0- 0	1- 0	AWAY	1- 2	1- 0	4- 2				
1- 2	0- 0	0- 0	NEUTRAL	0- 0	0- 1	1- 1				
4- 8	0- 1	0- 1	NON-CONFERENCE	1- 2	0- 2	3- 2				
1- 4	0- 1	0- 1	HOME	0- 1	0- 1	1- 0				
2- 2	0- 0	0- 0	AWAY	1- 1	0- 0	1- 1				
1- 2	0- 0	0- 0	NEUTRAL	0- 0	0- 1	1- 1				
7- 4	0- 0	1- 1	CONFERENCE	0- 1	1- 0	5- 2				
2- 2	0- 0	0- 1	HOME	0- 0	0- 0	2- 1				
5- 2	0- 0	1- 0	AWAY	0- 1	1- 0	3- 1				
0- 0	0- 0	0- 0	NEUTRAL	0- 0	0- 0	0- 0				

RPI 1-25				RPI 26-50				RPI 51-100				RPI 101+ Team's RPI: 131			
RPI	S	Opponent	Score	RPI	S	Opponent	Score	RPI	S	Opponent	Score	RPI	S	Opponent	Score
10	H	Kentucky	38 66	34	H	St. Mary's (CA)	39 49	61	A	Washington	54 46	114	A	Cal St. Northridge	56 37
				48	A	Pacific	52 47	64	A	BYU	39 67	135	N	Missouri St.	61 68
				48	H	Pacific	52 64	65	H	Kansas St.	45 60	137	H	Southern California	51 62
								94	A	Cal Poly	47 66	164	A	Hawaii	51 50
												172	N	Mississippi St.	60 43
												180	N	Oregon St.	46 49
												182	A	Long Beach St.	45 52
												185	H	UC Riverside	42 45
												194	A	UC Davis	60 52
												194	H	UC Davis	58 43
												206	A	Loyola Marymount	76 69
												245	A	UNLV	52 58
												259	H	New Mexico St.	43 41
												263	A	UC Irvine	51 46
												291	H	Cal St. Fullerton	60 50
LAST 12 Division I GAMES:															
				48	A	Pacific	52 47	94	A	Cal Poly	47 66				
				194	A	UC Davis	60 52	194	H	UC Davis	58 43				
				291	H	Cal St. Fullerton	60 50	48	H	Pacific	52 64				
				185	H	UC Riverside	42 45	182	A	Long Beach St.	45 52				
				164	A	Hawaii	51 50	263	A	UC Irvine	51 46				
				114	A	Cal St. Northridge	56 37	65	H	Kansas St.	45 60				

Non-Div I Games:

UC Santa Barbara

■ Loss,
■ Non-Conf,
■ S Site,
■ H Home
■ A Away
N Neutral

Average RPI Win:	178	WON-LOST	WINNING	LAST 10	STRENGTH OF	OPP. STRENGTH	TEAM	ADJ.	CONF.	ADJ CONF.
Average RPI Loss:	121	RECORD	PCT. RANK	GAMES	SCHEDULE	OF SCHEDULE	RPI	RPI	RPI	RPI
DIV. I ONLY	9- 14	226	4- 6	53	136	155	155	9	9	
DIV. I NON-CONF.	6- 8	205	3- 0	69	129	153	153	10	10	
<hr/>										
TOTALS	RPI 1-25	RPI 26-50	W-L RECORDS	RPI 51-100	RPI 101-150	RPI 150+				
9- 14	0- 1	0- 0	OVERALL	2- 5	2- 3	5- 5				
5- 6	0- 0	0- 0	HOME	0- 2	1- 1	4- 3				
3- 5	0- 0	0- 0	AWAY	2- 2	1- 1	0- 2				
1- 3	0- 1	0- 0	NEUTRAL	0- 1	0- 1	1- 0				
6- 8	0- 1	0- 0	NON-CONFERENCE	2- 2	0- 2	4- 3				
3- 3	0- 0	0- 0	HOME	0- 1	0- 0	3- 2				
2- 2	0- 0	0- 0	AWAY	2- 0	0- 1	0- 1				
1- 3	0- 1	0- 0	NEUTRAL	0- 1	0- 1	1- 0				
3- 6	0- 0	0- 0	CONFERENCE	0- 3	2- 1	1- 2				
2- 3	0- 0	0- 0	HOME	0- 1	1- 1	1- 1				
1- 3	0- 0	0- 0	AWAY	0- 2	1- 0	0- 1				
0- 0	0- 0	0- 0	NEUTRAL	0- 0	0- 0	0- 0				

RPI 1-25				RPI 26-50				RPI 51-100				RPI 101+ Team's RPI: 155			
RPI	S	Opponent	Score	RPI	S	Opponent	Score	RPI	S	Opponent	Score	RPI	S	Opponent	Score
24	N	Louisville	73 94					51	N	St. John's (NY)	54 72	118	A	FIU	49 66
								53	A	SMU	54 69	135	N	Missouri St.	75 83
								56	H	Charlotte	59 62	140	H	UAB	46 64
								62	A	FGCU	60 53	147	A	Memphis	70 65
								89	A	East Carolina	48 59	147	H	Memphis	83 62
								91	H	Tulane	55 57	165	A	TCU	55 61
								97	A	Bowling Green	59 56	167	H	Southern Miss.	57 62
												171	A	Tulsa	51 54
												172	N	Mississippi St.	64 56
												175	H	South Ala.	55 54
												204	H	Presbyterian	49 53
												229	H	Georgia St.	50 64
												243	H	North Florida	53 41
												249	H	Marshall	67 52
												308	H	Bethune-Cookman	64 43
LAST 12 Division I GAMES:															
				147	H	Memphis	83 62					167	H	Southern Miss.	57 62
				249	H	Marshall	67 52					53	A	SMU	54 69
				89	A	East Carolina	48 59					140	H	UAB	46 64
				91	H	Tulane	55 57					97	A	Bowling Green	59 56
				147	A	Memphis	70 65					62	A	FGCU	60 53
				171	A	Tulsa	51 54					175	H	South Ala.	55 54

Non-Div I Games:

UCF

■ Loss,
■ Non-Conf,
■ S Site,
■ H Home
■ A Away
N Neutral

Average RPI Win:	101	WON-LOST	WINNING	LAST 10	STRENGTH OF	OPP. STRENGTH	TEAM	ADJ.	CONF.	ADJ CONF.
Average RPI Loss:	32	RECORD	PCT. RANK	GAMES	SCHEDULE	OF SCHEDULE	RPI	RPI	RPI	RPI
DIV. I ONLY	19- 4	23	8- 2	22	3	12	12	6	6	
DIV. I NON-CONF.	9- 2	34	0- 0	15	1	11	11	5	5	
TOTALS	RPI 1-25	RPI 26-50	W-L RECORDS	RPI 51-100	RPI 101-150	RPI 150+				
19- 4	2- 3	4- 0	OVERALL	4- 0	5- 1	4- 0				
10- 2	1- 1	3- 0	HOME	2- 0	3- 1	1- 0				
7- 2	1- 0	0- 0	AWAY	2- 0	1- 0	3- 0				
2- 0	0- 0	1- 0	NEUTRAL	0- 0	1- 0	0- 0				
9- 2	2- 1	3- 0	NON-CONFERENCE	1- 0	1- 1	2- 0				
4- 2	1- 1	2- 0	HOME	0- 0	0- 1	1- 0				
3- 0	1- 0	0- 0	AWAY	1- 0	0- 0	1- 0				
2- 0	0- 0	1- 0	NEUTRAL	0- 0	1- 0	0- 0				
10- 2	0- 2	1- 0	CONFERENCE	3- 0	4- 0	2- 0				
6- 0	0- 0	1- 0	HOME	2- 0	3- 0	0- 0				
4- 2	0- 2	0- 0	AWAY	1- 0	1- 0	2- 0				
0- 0	0- 0	0- 0	NEUTRAL	0- 0	0- 0	0- 0				

RPI	S	Opponent	Score	RPI	S	Opponent	Score	RPI	S	Opponent	Score	RPI	S	Opponent	Score
3	A	Stanford	49 75	27	H	Colorado	62 46	51	A	St. John's (NY)	53 52	102	H	Utah	70 42
4	H	Notre Dame	64 76	34	N	St. Mary's (CA)	76 62	61	A	Washington	65 61	111	H	Arizona	73 57
6	A	California	65 70	43	H	San Diego St.	66 52	61	H	Washington	85 68	114	H	Cal St. Northridge	72 77
20	H	Princeton	65 52	46	H	Saint Joseph's	73 65	98	H	Arizona St.	54 50	115	N	Texas	62 42
22	A	Oklahoma	86 80									129	A	Washington St.	80 65
												129	H	Washington St.	78 52
												180	A	Oregon St.	68 64
												206	H	Loyola Marymount	86 66
												233	A	Pepperdine	77 46
												251	A	Oregon	89 80
LAST 12 Division I GAMES:															
129	A	Washington St.	80 65	6	A	California	65 70								
61	A	Washington	65 61	3	A	Stanford	49 75								
102	H	Utah	70 42	61	H	Washington	85 68								
27	H	Colorado	62 46	129	H	Washington St.	78 52								
98	H	Arizona St.	54 50	180	A	Oregon St.	68 64								
111	H	Arizona	73 57	251	A	Oregon	89 80								

Non-Div I Games:

UCLA

Average RPI Win:	283	WON-LOST	WINNING	LAST 10	STRENGTH OF	OPP. STRENGTH	TEAM	ADJ.	CONF.	ADJ CONF.
Average RPI Loss:	176	RECORD	PCT. RANK	GAMES	SCHEDULE	OF SCHEDULE	RPI	RPI	RPI	RPI
DIV. I ONLY	7- 16	283	4- 6	271	276	304	304	23	23	
DIV. I NON-CONF.	3- 9	287	0- 1	276	239	316	316	25	25	
TOTALS	RPI 1-25	RPI 26-50	W-L RECORDS	RPI 51-100	RPI 101-150	RPI 150+				
7- 16	0- 1	0- 1	OVERALL	0- 5	0- 1	7- 8				
5- 6	0- 0	0- 0	HOME	0- 3	0- 0	5- 3				
1- 10	0- 1	0- 1	AWAY	0- 2	0- 1	1- 5				
1- 0	0- 0	0- 0	NEUTRAL	0- 0	0- 0	1- 0				
3- 9	0- 1	0- 1	NON-CONFERENCE	0- 1	0- 1	3- 5				
2- 3	0- 0	0- 0	HOME	0- 1	0- 0	2- 2				
0- 6	0- 1	0- 1	AWAY	0- 0	0- 1	0- 3				
1- 0	0- 0	0- 0	NEUTRAL	0- 0	0- 0	1- 0				
4- 7	0- 0	0- 0	CONFERENCE	0- 4	0- 0	4- 3				
3- 3	0- 0	0- 0	HOME	0- 2	0- 0	3- 1				
1- 4	0- 0	0- 0	AWAY	0- 2	0- 0	1- 2				
0- 0	0- 0	0- 0	NEUTRAL	0- 0	0- 0	0- 0				

RPI 1-25				RPI 26-50				RPI 51-100				RPI 101+ Team's RPI: 304			
RPI	S	Opponent	Score	RPI	S	Opponent	Score	RPI	S	Opponent	Score	RPI	S	Opponent	Score
20	A	Princeton	46 93	46	A	Saint Joseph's	38 79	63	H	Boston U.	49 63	101	A	American	57 85
								80	H	Hampton	36 81	198	H	Stony Brook	70 59
								83	A	Hartford	44 51	202	H	Monmouth	71 68
								96	A	Albany (NY)	41 85	214	A	VCU	41 70
								96	H	Albany (NY)	33 87	231	H	Loyola Maryland	55 68
												253	A	New Hampshire	62 63
												292	H	Coppin St.	83 75
												296	H	Towson	44 62
												300	A	Morgan St.	61 72
												301	H	Binghamton	57 66
												303	A	Vermont	60 63
												303	H	Vermont	71 55
												322	N	Wagner	48 43
												332	A	UMES	45 51
												333	A	Maine	86 79
												333	H	Maine	54 50
LAST 12 Division I GAMES:															
303	H	Vermont	71 55	83	A	Hartford	44 51								
96	A	Albany (NY)	41 85	303	A	Vermont	60 63								
333	A	Maine	86 79	253	A	New Hampshire	62 63								
301	H	Binghamton	57 66	333	H	Maine	54 50								
63	H	Boston U.	49 63	96	H	Albany (NY)	33 87								
198	H	Stony Brook	70 59	46	A	Saint Joseph's	38 79								

Non-Div I Games: Eastern 78 40

UMBC

Loss, Non-Conf, S Site, H Home A Away N Neutral

Average RPI Win:	304	WON-LOST	WINNING	LAST 10	STRENGTH OF	OPP. STRENGTH	TEAM	ADJ.	CONF.	ADJ CONF.
Average RPI Loss:	209	RECORD	PCT. RANK	GAMES	SCHEDULE	OF SCHEDULE	RPI	RPI	RPI	RPI
DIV. I ONLY	5- 13	298	3- 7	328	332	332	332	30	30	
DIV. I NON-CONF.	3- 7	265	2- 3	234	302	292	292	30	30	
TOTALS	RPI 1-25	RPI 26-50	W-L RECORDS	RPI 51-100	RPI 101-150	RPI 150+				
5- 13	0- 0	0- 0	OVERALL	0- 1	0- 4	5- 8				
4- 4	0- 0	0- 0	HOME	0- 0	0- 3	4- 1				
1- 6	0- 0	0- 0	AWAY	0- 0	0- 1	1- 5				
0- 3	0- 0	0- 0	NEUTRAL	0- 1	0- 0	0- 2				
3- 7	0- 0	0- 0	NON-CONFERENCE	0- 1	0- 2	3- 4				
2- 2	0- 0	0- 0	HOME	0- 0	0- 2	2- 0				
1- 2	0- 0	0- 0	AWAY	0- 0	0- 0	1- 2				
0- 3	0- 0	0- 0	NEUTRAL	0- 1	0- 0	0- 2				
2- 6	0- 0	0- 0	CONFERENCE	0- 0	0- 2	2- 4				
2- 2	0- 0	0- 0	HOME	0- 0	0- 1	2- 1				
0- 4	0- 0	0- 0	AWAY	0- 0	0- 1	0- 3				
0- 0	0- 0	0- 0	NEUTRAL	0- 0	0- 0	0- 0				

RPI 1-25				RPI 26-50				RPI 51-100				RPI 101+				Team's RPI: 332	
RPI	S	Opponent	Score	RPI	S	Opponent	Score	RPI	S	Opponent	Score	RPI	S	Opponent	Score		
								83	N	Hartford	38	53	101	H	American	53	61
												136	H	Old Dominion	46	62	
												145	A	Howard	30	59	
												149	H	N.C. A&T	55	67	
												160	N	Campbell	72	77	
												228	A	Mt. St. Mary's	58	62	
												243	A	North Florida	54	52	
												268	A	George Mason	38	64	
												281	A	Florida A&M	54	67	
												283	A	Delaware St.	52	67	
												283	H	Delaware St.	63	72	
												294	N	Brown	46	57	
												296	H	Towson	60	48	
												304	H	UMBC	51	45	
												308	A	Bethune-Cookman	54	55	
												335	H	Norfolk St.	86	80	
												342	H	N.C. Central	72	53	
LAST 12 Division I GAMES:																	
				145	A	Howard	30	59		335	H	Norfolk St.	86	80			
				342	H	N.C. Central	72	53		294	N	Brown	46	57			
				149	H	N.C. A&T	55	67		83	N	Hartford	38	53			
				308	A	Bethune-Cookman	54	55		304	H	UMBC	51	45			
				281	A	Florida A&M	54	67		101	H	American	53	61			
				283	H	Delaware St.	63	72		243	A	North Florida	54	52			

Non-Div I Games: Elizabeth City St. 66 62

UMES

■ Loss,
 ■ Non-Conf,
 ■ S Site,
 ■ H Home
 ■ A Away
 N Neutral

Average RPI Win:	262	WON-LOST	WINNING	LAST 10	STRENGTH OF	OPP. STRENGTH	TEAM	ADJ.	CONF.	ADJ CONF.
Average RPI Loss:	172	RECORD	PCT. RANK	GAMES	SCHEDULE	OF SCHEDULE	RPI	RPI	RPI	RPI
DIV. I ONLY	8- 15	260	4- 6	260	208	275	275	22	22	
DIV. I NON-CONF.	4- 9	262	0- 2	258	216	281	281	21	21	
TOTALS	RPI 1-25	RPI 26-50	W-L RECORDS	RPI 51-100	RPI 101-150	RPI 150+				
8- 15	0- 0	0- 1	OVERALL	0- 4	0- 1	8- 9				
5- 5	0- 0	0- 1	HOME	0- 1	0- 0	5- 3				
3- 8	0- 0	0- 0	AWAY	0- 2	0- 1	3- 5				
0- 2	0- 0	0- 0	NEUTRAL	0- 1	0- 0	0- 1				
4- 9	0- 0	0- 1	NON-CONFERENCE	0- 2	0- 0	4- 6				
2- 3	0- 0	0- 1	HOME	0- 0	0- 0	2- 2				
2- 4	0- 0	0- 0	AWAY	0- 1	0- 0	2- 3				
0- 2	0- 0	0- 0	NEUTRAL	0- 1	0- 0	0- 1				
4- 6	0- 0	0- 0	CONFERENCE	0- 2	0- 1	4- 3				
3- 2	0- 0	0- 0	HOME	0- 1	0- 0	3- 1				
1- 4	0- 0	0- 0	AWAY	0- 1	0- 1	1- 2				
0- 0	0- 0	0- 0	NEUTRAL	0- 0	0- 0	0- 0				

RPI S	Opponent	Score	RPI S	Opponent	Score	RPI S	Opponent	Score	RPI S	Opponent	Score	Team's RPI: 275
27	H Colorado	55 78	71	A Minnesota	49 87	141	A IUPUI	46 47				
			74	A South Dakota St.	47 82	166	A Texas Southern	53 64				
			74	H South Dakota St.	61 62	187	H Saint Louis	56 53				
			76	N Drexel	40 76	214	A VCU	55 79				
						223	A South Dakota	45 67				
						223	H South Dakota	60 56				
						227	H Eastern Mich.	69 74				
						240	H Neb. Omaha	44 61				
						247	N Boise St.	64 71				
						248	A Western Ill.	51 50				
						257	H IPFW	77 59				
						259	A New Mexico St.	50 75				
						261	H Southeast Mo. St.	69 64				
						269	H Oakland	46 55				
						273	A North Dakota St.	48 59				
						273	H North Dakota St.	62 60				
						323	A Air Force	66 58				
						326	A LIU Brooklyn	70 66				
LAST 12 Division I GAMES:												
223	A South Dakota	45 67	269	H Oakland	46 55							
74	H South Dakota St.	61 62	223	H South Dakota	60 56							
273	H North Dakota St.	62 60	273	A North Dakota St.	48 59							
248	A Western Ill.	51 50	74	A South Dakota St.	47 82							
141	A IUPUI	46 47	240	H Neb. Omaha	44 61							
257	H IPFW	77 59	259	A New Mexico St.	50 75							

Non-Div I Games: Mo. Western St. 51 68

UMKC

Loss, Non-Conf, S Site, H Home A Away N Neutral

UNC Asheville

Through Games Of Sunday, February 10, 2013

Average RPI Win:	0	WON-LOST	WINNING	LAST 10	STRENGTH OF	OPP. STRENGTH	TEAM	ADJ.	CONF.	ADJ CONF.
Average RPI Loss:	224	RECORD	PCT. RANK	GAMES	SCHEDULE	OF SCHEDULE	RPI	RPI	RPI	RPI
DIV. I ONLY	0- 22	342	0- 10	256	344	341	341	28	28	
DIV. I NON-CONF.	0- 9	337	0- 0	196	341	340	340	29	29	
TOTALS	RPI 1-25	RPI 26-50	W-L RECORDS	RPI 51-100	RPI 101-150	RPI 150+				
0- 22	0- 1	0- 0	OVERALL	0- 3	0- 1	0- 17				
0- 11	0- 0	0- 0	HOME	0- 1	0- 1	0- 9				
0- 10	0- 1	0- 0	AWAY	0- 2	0- 0	0- 6				
0- 1	0- 0	0- 0	NEUTRAL	0- 0	0- 0	0- 1				
0- 9	0- 1	0- 0	NON-CONFERENCE	0- 2	0- 0	0- 6				
0- 4	0- 0	0- 0	HOME	0- 1	0- 0	0- 3				
0- 4	0- 1	0- 0	AWAY	0- 1	0- 0	0- 2				
0- 1	0- 0	0- 0	NEUTRAL	0- 0	0- 0	0- 1				
0- 13	0- 0	0- 0	CONFERENCE	0- 1	0- 1	0- 11				
0- 7	0- 0	0- 0	HOME	0- 0	0- 1	0- 6				
0- 6	0- 0	0- 0	AWAY	0- 1	0- 0	0- 5				
0- 0	0- 0	0- 0	NEUTRAL	0- 0	0- 0	0- 0				

RPI 1-25				RPI 26-50				RPI 51-100				RPI 101+ Team's RPI: 341			
RPI	S	Opponent	Score	RPI	S	Opponent	Score	RPI	S	Opponent	Score	RPI	S	Opponent	Score
15	A	North Carolina	42 101					68	H	South Fla.	29 77	108	H	High Point	57 58
								75	A	Liberty	49 75	153	H	Winthrop	59 65
								100	A	Stetson	47 74	160	H	Campbell	56 73
												186	A	Eastern Ky.	47 67
												204	A	Presbyterian	40 71
												204	H	Presbyterian	49 56
												235	A	Radford	54 66
												272	A	USC Upstate	52 54
												297	A	Coastal Caro.	62 73
												297	H	Coastal Caro.	46 50
												308	N	Bethune-Cookman	57 74
												314	H	Western Caro.	45 58
												317	H	Wofford	54 58
												321	A	Charleston So.	59 73
												321	H	Charleston So.	48 54
												325	A	Gardner-Webb	47 73
												325	H	Gardner-Webb	45 58
												328	H	Kennesaw St.	62 71
LAST 12 Division I GAMES:															
297	H	Coastal Caro.	46 50	325	H	Gardner-Webb	45 58								
321	H	Charleston So.	48 54	204	H	Presbyterian	49 56								
204	A	Presbyterian	40 71	153	H	Winthrop	59 65								
325	A	Gardner-Webb	47 73	75	A	Liberty	49 75								
297	A	Coastal Caro.	62 73	235	A	Radford	54 66								
321	A	Charleston So.	59 73	108	H	High Point	57 58								

Non-Div I Games: Montreat 77 50 Columbia (SC) 70 48

UNC Asheville

Loss, Non-Conf, S Site, H Home A Away N Neutral

ONE GREENSBORO				THROUGH GAMES OF SUNDAY, FEBRUARY 10, 1918						
Average RPI Win:	312	WON-LOST	WINNING	LAST 10	STRENGTH OF	OPP. STRENGTH	TEAM	ADJ.	CONF.	ADJ CONF.
Average RPI Loss:	182	RECORD	PCT. RANK	GAMES	SCHEDULE	OF SCHEDULE	RPI	RPI	RPI	RPI
DIV. I ONLY	5- 17	312	2- 8	294	313	319	319	20	20	
DIV. I NON-CONF.	3- 6	241	0- 1	279	311	320	320	26	26	

TOTALS	RPI 1-25		RPI 26-50		W-L RECORDS		RPI 51-100		RPI 101-150	RPI 150+
5- 17	0- 1		0- 1		OVERALL		0- 2		0- 3	5- 10
3- 8	0- 1		0- 1		HOME		0- 0		0- 1	3- 5
2- 8	0- 0		0- 0		AWAY		0- 2		0- 2	2- 4
0- 1	0- 0		0- 0		NEUTRAL		0- 0		0- 0	0- 1
3- 6	0- 1		0- 0		NON-CONFERENCE		0- 1		0- 2	3- 2
3- 3	0- 1		0- 0		HOME		0- 0		0- 1	3- 1
0- 2	0- 0		0- 0		AWAY		0- 1		0- 1	0- 0
0- 1	0- 0		0- 0		NEUTRAL		0- 0		0- 0	0- 1
2- 11	0- 0		0- 1		CONFERENCE		0- 1		0- 1	2- 8
0- 5	0- 0		0- 1		HOME		0- 0		0- 0	0- 4
2- 6	0- 0		0- 0		AWAY		0- 1		0- 1	2- 4
0- 0	0- 0		0- 0		NEUTRAL		0- 0		0- 0	0- 0

RPI 1-25				RPI 26-50				RPI 51-100				RPI 101+				Team's RPI: 319	
RPI	S	Opponent	Score	RPI	S	Opponent	Score	RPI	S	Opponent	Score	RPI	S	Opponent	Score		
16	H	Florida St.	63 93	47	H	Chattanooga	46 76	75	A	Liberty	56 76	104	H	Richmond	69 104		
								77	A	Davidson	48 88	124	A	Appalachian St.	58 81		
												140	A	UAB	62 80		
												151	A	Elon	60 71		
												205	A	Furman	48 67		
												208	A	Col. of Charleston	43 63		
												208	H	Col. of Charleston	61 88		
												235	H	Radford	64 76		
												242	A	Samford	52 51		
												242	H	Samford	46 60		
												313	H	Ga. Southern	56 63		
												314	A	Western Caro.	44 47		
												314	H	Western Caro.	49 60		
												317	A	Wofford	87 75		
												321	N	Charleston So.	57 60		
												325	H	Gardner-Webb	55 49		
												335	H	Norfolk St.	71 63		
												342	H	N.C. Central	49 39		
LAST 12 Division I GAMES:																	
				242	A	Samford	52 51	124	A	Appalachian St.	58 81						
				208	A	Col. of Charleston	43 63	151	A	Elon	60 71						
				314	H	Western Caro.	49 60	205	A	Furman	48 67						
				317	A	Wofford	87 75	242	H	Samford	46 60						
				313	H	Ga. Southern	56 63	47	H	Chattanooga	46 76						
				77	A	Davidson	48 88	140	A	UAB	62 80						

Non-Div I Games:

UNC Greensboro

Loss, Non-Conf, S Site, H Home A Away N Neutral

UNC Wilmington

Through Games Of Sunday, February 10, 2013

Average RPI Win:	324	WON-LOST	WINNING	LAST 10	STRENGTH OF	OPP. STRENGTH	TEAM	ADJ.	CONF.	ADJ CONF.
Average RPI Loss:	135	RECORD	PCT. RANK	GAMES	SCHEDULE	OF SCHEDULE	RPI	RPI	RPI	RPI
DIV. I ONLY	2- 19	333	1- 9	117	145	302	302	14	14	
DIV. I NON-CONF.	1- 10	324	0- 2	133	138	304	304	15	15	
TOTALS	RPI 1-25	RPI 26-50	W-L RECORDS	RPI 51-100	RPI 101-150	RPI 150+				
2- 19	0- 1	0- 1	OVERALL	0- 6	0- 5	2- 6				
1- 8	0- 0	0- 0	HOME	0- 3	0- 4	1- 1				
1- 11	0- 1	0- 1	AWAY	0- 3	0- 1	1- 5				
0- 0	0- 0	0- 0	NEUTRAL	0- 0	0- 0	0- 0				
1- 10	0- 0	0- 1	NON-CONFERENCE	0- 3	0- 2	1- 4				
1- 3	0- 0	0- 0	HOME	0- 1	0- 2	1- 0				
0- 7	0- 0	0- 1	AWAY	0- 2	0- 0	0- 4				
0- 0	0- 0	0- 0	NEUTRAL	0- 0	0- 0	0- 0				
1- 9	0- 1	0- 0	CONFERENCE	0- 3	0- 3	1- 2				
0- 5	0- 0	0- 0	HOME	0- 2	0- 2	0- 1				
1- 4	0- 1	0- 0	AWAY	0- 1	0- 1	1- 1				
0- 0	0- 0	0- 0	NEUTRAL	0- 0	0- 0	0- 0				

RPI 1-25				RPI 26-50				RPI 51-100				RPI 101+ Team's RPI: 302			
RPI	S	Opponent	Score	RPI	S	Opponent	Score	RPI	S	Opponent	Score	RPI	S	Opponent	Score
21	A	Delaware	39 67	41	A	West Virginia	47 76	56	H	Charlotte	58 63	104	H	Richmond	42 53
								75	A	Liberty	34 84	128	H	Hofstra	69 75
								76	H	Drexel	51 64	136	A	Old Dominion	55 62
								91	A	Tulane	58 73	136	H	Old Dominion	50 74
								99	A	James Madison	43 74	149	H	N.C. A&T	47 56
								99	H	James Madison	39 60	151	A	Elon	61 67
												157	A	Wake Forest	59 60
												218	A	Northern Ky.	55 71
												222	A	Xavier	52 62
												296	A	Towson	53 55
												306	A	William & Mary	61 52
												306	H	William & Mary	61 63
												342	H	N.C. Central	59 45
LAST 12 Division I GAMES:															
				99	A	James Madison	43 74	136	H	Old Dominion	50 74				
				128	H	Hofstra	69 75	76	H	Drexel	51 64				
				136	A	Old Dominion	55 62	306	A	William & Mary	61 52				
				306	H	William & Mary	61 63	99	H	James Madison	39 60				
				296	A	Towson	53 55	149	H	N.C. A&T	47 56				
				21	A	Delaware	39 67	104	H	Richmond	42 53				

Non-Div I Games:

UNC Wilmington

■ Loss,
 ■ Non-Conf, S Site,
 ■ Home
 ■ Away
 N Neutral

Average RPI Win:	197	WON-LOST	WINNING	LAST 10	STRENGTH OF	OPP. STRENGTH	TEAM	ADJ.	CONF.	ADJ CONF.
Average RPI Loss:	78	RECORD	PCT. RANK	GAMES	SCHEDULE	OF SCHEDULE	RPI	RPI	RPI	RPI
DIV. I ONLY	11- 12	170	6- 4	82	92	117	117	10	10	
DIV. I NON-CONF.	5- 7	210	1- 0	86	67	156	156	9	9	
TOTALS	RPI 1-25	RPI 26-50	W-L RECORDS	RPI 51-100	RPI 101-150	RPI 150+				
11- 12	0- 1	0- 3	OVERALL	0- 7	4- 0	7- 1				
5- 4	0- 1	0- 1	HOME	0- 2	1- 0	4- 0				
5- 6	0- 0	0- 2	AWAY	0- 3	2- 0	3- 1				
1- 2	0- 0	0- 0	NEUTRAL	0- 2	1- 0	0- 0				
5- 7	0- 1	0- 2	NON-CONFERENCE	0- 4	1- 0	4- 0				
2- 3	0- 1	0- 1	HOME	0- 1	0- 0	2- 0				
2- 2	0- 0	0- 1	AWAY	0- 1	0- 0	2- 0				
1- 2	0- 0	0- 0	NEUTRAL	0- 2	1- 0	0- 0				
6- 5	0- 0	0- 1	CONFERENCE	0- 3	3- 0	3- 1				
3- 1	0- 0	0- 0	HOME	0- 1	1- 0	2- 0				
3- 4	0- 0	0- 1	AWAY	0- 2	2- 0	1- 1				
0- 0	0- 0	0- 0	NEUTRAL	0- 0	0- 0	0- 0				

RPI 1-25				RPI 26-50				RPI 51-100				RPI 101+				Team's RPI: 117	
RPI	S	Opponent	Score	RPI	S	Opponent	Score	RPI	S	Opponent	Score	RPI	S	Opponent	Score		
23	H	Iowa St.	59 67	26	H	Green Bay	53 54	60	N	Florida	63 80	121	A	Indiana St.	54 52		
				32	A	Creighton	40 54	71	A	Minnesota	43 86	122	N	North Carolina St.	76 72		
				33	A	Iowa	46 68	74	H	South Dakota St.	49 61	135	A	Missouri St.	82 78		
								78	A	Wichita St.	47 57	135	H	Missouri St.	75 52		
								78	H	Wichita St.	57 60	158	A	Bradley	77 72		
								85	A	Illinois St.	41 72	168	H	Evansville	75 64		
								98	N	Arizona St.	63 66	187	A	Saint Louis	73 64		
												223	H	South Dakota	63 50		
												273	A	North Dakota St.	66 50		
												280	A	Drake	55 63		
												309	H	Southern Ill.	76 59		
												338	H	Chicago St.	81 41		
LAST 12 Division I GAMES:																	
				135	A	Missouri St.	82 78					158	A	Bradley	77 72		
				78	A	Wichita St.	47 57					78	H	Wichita St.	57 60		
				168	H	Evansville	75 64					135	H	Missouri St.	75 52		
				309	H	Southern Ill.	76 59					121	A	Indiana St.	54 52		
				280	A	Drake	55 63					85	A	Illinois St.	41 72		
				32	A	Creighton	40 54					187	A	Saint Louis	73 64		

Non-Div I Games:

UNI

■ Loss,
■ Non-Conf, S Site,
■ Home
■ Away
N Neutral

Average RPI Win: 251				Through Games Of Sunday, February 10, 1980					
Average RPI Loss: 138	WON-LOST RECORD	WINNING PCT. RANK	LAST 10 GAMES	STRENGTH OF SCHEDULE	OPP. STRENGTH OF SCHEDULE	TEAM RPI	ADJ. RPI	CONF. RPI	ADJ CONF. RPI
DIV. I ONLY	9- 14	226	5- 5	180	201	245	245	17	17
DIV. I NON-CONF.	4- 10	270	0- 3	208	211	286	286	17	17
TOTALS	RPI 1-25	RPI 26-50	W-L RECORDS	RPI 51-100	RPI 101-150	RPI 150+			
9- 14	0- 1	0- 1	OVERALL	0- 5	1- 3	8- 4			
5- 7	0- 0	0- 1	HOME	0- 4	1- 2	4- 0			
2- 5	0- 0	0- 0	AWAY	0- 1	0- 1	2- 3			
2- 2	0- 1	0- 0	NEUTRAL	0- 0	0- 0	2- 1			
4- 10	0- 1	0- 0	NON-CONFERENCE	0- 3	1- 3	3- 3			
2- 5	0- 0	0- 0	HOME	0- 3	1- 2	1- 0			
0- 3	0- 0	0- 0	AWAY	0- 0	0- 1	0- 2			
2- 2	0- 1	0- 0	NEUTRAL	0- 0	0- 0	2- 1			
5- 4	0- 0	0- 1	CONFERENCE	0- 2	0- 0	5- 1			
3- 2	0- 0	0- 1	HOME	0- 1	0- 0	3- 0			
2- 2	0- 0	0- 0	AWAY	0- 1	0- 0	2- 1			
0- 0	0- 0	0- 0	NEUTRAL	0- 0	0- 0	0- 0			

RPI 1-25				RPI 26-50				RPI 51-100				RPI 101+				Team's RPI: 245	
RPI	S	Opponent	Score	RPI	S	Opponent	Score	RPI	S	Opponent	Score	RPI	S	Opponent	Score		
18	N	Dayton	58 82	43	H	San Diego St.	60 74	65	H	Kansas St.	54 80	111	H	Arizona	82 83		
								66	A	Wyoming	54 76	123	A	Santa Clara	64 70		
								79	H	Montana	65 69	131	H	UC Santa Barbara	58 52		
								95	H	Fresno St.	66 72	136	H	Old Dominion	67 85		
								97	H	Bowling Green	54 64	185	A	UC Riverside	66 82		
												209	A	New Mexico	58 57		
												209	H	New Mexico	68 57		
												238	H	Colorado St.	63 50		
												247	H	Boise St.	75 61		
												260	A	UTSA	46 61		
												298	A	Nevada	66 61		
												301	N	Binghamton	58 56		
												310	H	Alabama A&M	67 62		
												312	N	Ohio	60 51		
												323	A	Air Force	69 81		
												333	N	Maine	67 74		
LAST 12 Division I GAMES:																	
				209	A	New Mexico	58 57	43	H	San Diego St.	60 74						
				95	H	Fresno St.	66 72	323	A	Air Force	69 81						
				247	H	Boise St.	75 61	209	H	New Mexico	68 57						
				298	A	Nevada	66 61	123	A	Santa Clara	64 70						
				66	A	Wyoming	54 76	185	A	UC Riverside	66 82						
				238	H	Colorado St.	63 50	65	H	Kansas St.	54 80						

Non-Div I Games:

UNLV

Loss, Non-Conf, S Site, H Home A Away N Neutral

USC Upstate

Through Games Of Sunday, February 10, 2013

Average RPI Win:	307	WON-LOST	WINNING	LAST 10	STRENGTH OF	OPP. STRENGTH	TEAM	ADJ.	CONF.	ADJ CONF.
Average RPI Loss:	128	RECORD	PCT. RANK	GAMES	SCHEDULE	OF SCHEDULE	RPI	RPI	RPI	RPI
DIV. I ONLY	8- 14	251	4- 6	254	226	272	272	29	29	
DIV. I NON-CONF.	3- 9	287	0- 2	221	175	267	267	28	28	
TOTALS	RPI 1-25	RPI 26-50	W-L RECORDS	RPI 51-100	RPI 101-150	RPI 150+				
8- 14	0- 2	0- 1	OVERALL	0- 3	0- 3	8- 5				
5- 6	0- 0	0- 0	HOME	0- 2	0- 1	5- 3				
3- 8	0- 2	0- 1	AWAY	0- 1	0- 2	3- 2				
0- 0	0- 0	0- 0	NEUTRAL	0- 0	0- 0	0- 0				
3- 9	0- 2	0- 1	NON-CONFERENCE	0- 0	0- 2	3- 4				
1- 4	0- 0	0- 0	HOME	0- 0	0- 1	1- 3				
2- 5	0- 2	0- 1	AWAY	0- 0	0- 1	2- 1				
0- 0	0- 0	0- 0	NEUTRAL	0- 0	0- 0	0- 0				
5- 5	0- 0	0- 0	CONFERENCE	0- 3	0- 1	5- 1				
4- 2	0- 0	0- 0	HOME	0- 2	0- 0	4- 0				
1- 3	0- 0	0- 0	AWAY	0- 1	0- 1	1- 1				
0- 0	0- 0	0- 0	NEUTRAL	0- 0	0- 0	0- 0				

RPI 1-25				RPI 26-50				RPI 51-100				RPI 101+ Team's RPI: 272			
RPI	S	Opponent	Score	RPI	S	Opponent	Score	RPI	S	Opponent	Score	RPI	S	Opponent	Score
10	A	Kentucky	34 100	41	A	West Virginia	45 75	62	A	FGCU	49 72	108	H	High Point	67 77
13	A	Purdue	47 82					62	H	FGCU	54 77	134	A	Mercer	55 72
								100	H	Stetson	66 84	136	A	Old Dominion	46 77
												154	H	George Washington	37 48
												205	H	Furman	80 85
												218	A	Northern Ky.	62 70
												218	H	Northern Ky.	61 81
												239	H	East Tenn. St.	90 79
												243	H	North Florida	64 52
												314	A	Western Caro.	51 48
												316	H	Jacksonville	72 53
												328	A	Kennesaw St.	61 52
												335	A	Norfolk St.	71 64
												336	A	Lipscomb	56 57
												336	H	Lipscomb	78 62
												341	H	UNC Asheville	54 52
LAST 12 Division I GAMES:															
62	A	FGCU	49 72	134	A	Mercer	55 72								
336	H	Lipscomb	78 62	62	H	FGCU	54 77								
218	H	Northern Ky.	61 81	100	H	Stetson	66 84								
243	H	North Florida	64 52	336	A	Lipscomb	56 57								
316	H	Jacksonville	72 53	218	A	Northern Ky.	62 70								
328	A	Kennesaw St.	61 52	239	H	East Tenn. St.	90 79								

Non-Div I Games: St. Andrews 83 26

USC Upstate

■ Loss,
 ■ Non-Conf,
 ■ S Site,
 ■ Home
 ■ A Away
 N Neutral

Average RPI Win:	227	WON-LOST	WINNING	LAST 10	STRENGTH OF	OPP. STRENGTH	TEAM	ADJ.	CONF.	ADJ CONF.
Average RPI Loss:	110	RECORD	PCT. RANK	GAMES	SCHEDULE	OF SCHEDULE	RPI	RPI	RPI	RPI
DIV. I ONLY	11- 14	200	5- 5	77	151	161	161	27	27	
DIV. I NON-CONF.	5- 9	239	0- 1	19	26	134	134	27	27	
TOTALS	RPI 1-25	RPI 26-50	W-L RECORDS	RPI 51-100	RPI 101-150	RPI 150+				
11- 14	0- 4	0- 0	OVERALL	0- 1	1- 4	10- 5				
8- 5	0- 2	0- 0	HOME	0- 0	1- 1	7- 2				
3- 7	0- 0	0- 0	AWAY	0- 1	0- 3	3- 3				
0- 2	0- 2	0- 0	NEUTRAL	0- 0	0- 0	0- 0				
5- 9	0- 4	0- 0	NON-CONFERENCE	0- 1	1- 3	4- 1				
4- 3	0- 2	0- 0	HOME	0- 0	1- 1	3- 0				
1- 4	0- 0	0- 0	AWAY	0- 1	0- 2	1- 1				
0- 2	0- 2	0- 0	NEUTRAL	0- 0	0- 0	0- 0				
6- 5	0- 0	0- 0	CONFERENCE	0- 0	0- 1	6- 4				
4- 2	0- 0	0- 0	HOME	0- 0	0- 0	4- 2				
2- 3	0- 0	0- 0	AWAY	0- 0	0- 1	2- 2				
0- 0	0- 0	0- 0	NEUTRAL	0- 0	0- 0	0- 0				

RPI 1-25				RPI 26-50				RPI 51-100				RPI 101+ Team's RPI: 161			
RPI	S	Opponent	Score	RPI	S	Opponent	Score	RPI	S	Opponent	Score	RPI	S	Opponent	Score
1	N	Baylor	67 82					87	A	Missouri	71 82	107	A	Northwestern	69 79
3	N	Stanford	68 92									120	A	Eastern Ill.	79 84
13	H	Purdue	60 68									121	H	Indiana St.	71 73
24	H	Louisville	61 79									139	H	Arkansas St.	72 62
												140	A	UAB	51 56
												164	A	Hawaii	69 73
												167	H	Southern Miss.	87 80
												168	A	Evansville	73 57
												178	A	Belmont	56 58
												186	H	Eastern Ky.	75 60
												187	H	Saint Louis	78 62
												193	A	SIU Edwardsville	66 67
												193	H	SIU Edwardsville	63 66
												196	A	Tennessee Tech	81 63
												200	H	Murray St.	72 82
												236	H	Central Ark.	72 48
												261	A	Southeast Mo. St.	82 71
												299	H	Morehead St.	75 56
												315	H	Austin Peay	84 57
												340	H	Jacksonville St.	93 63
LAST 12 Division I GAMES:															
193	H	SIU Edwardsville	63 66	261	A	Southeast Mo. St.	82 71								
186	H	Eastern Ky.	75 60	178	A	Belmont	56 58								
120	A	Eastern Ill.	79 84	315	H	Austin Peay	84 57								
193	A	SIU Edwardsville	66 67	200	H	Murray St.	72 82								
196	A	Tennessee Tech	81 63	340	H	Jacksonville St.	93 63								
299	H	Morehead St.	75 56	140	A	UAB	51 56								

Non-Div I Games:

UT Martin

■ Loss,
 ■ Non-Conf,
 ■ S Site,
 ■ Home
 ■ A Away
 N Neutral

U
T
E
P

U
T
E
P

UTEP

Page 314

Average RPI Win:	273	WON-LOST	WINNING	LAST 10	STRENGTH OF	OPP. STRENGTH	TEAM	ADJ.	CONF.	ADJ CONF.
Average RPI Loss:	176	RECORD	PCT. RANK	GAMES	SCHEDULE	OF SCHEDULE	RPI	RPI	RPI	RPI
DIV. I ONLY	12- 11	149	6- 4	336	196	260	260	24	24	
DIV. I NON-CONF.	5- 5	160	0- 0	341	157	299	299	24	24	
TOTALS	RPI 1-25	RPI 26-50	W-L RECORDS	RPI 51-100	RPI 101-150	RPI 150+				
12- 11	0- 0	0- 0	OVERALL	0- 1	0- 2	12- 8				
7- 5	0- 0	0- 0	HOME	0- 0	0- 1	7- 4				
5- 6	0- 0	0- 0	AWAY	0- 1	0- 1	5- 4				
0- 0	0- 0	0- 0	NEUTRAL	0- 0	0- 0	0- 0				
5- 5	0- 0	0- 0	NON-CONFERENCE	0- 1	0- 1	5- 3				
5- 1	0- 0	0- 0	HOME	0- 0	0- 0	5- 1				
0- 4	0- 0	0- 0	AWAY	0- 1	0- 1	0- 2				
0- 0	0- 0	0- 0	NEUTRAL	0- 0	0- 0	0- 0				
7- 6	0- 0	0- 0	CONFERENCE	0- 0	0- 1	7- 5				
2- 4	0- 0	0- 0	HOME	0- 0	0- 1	2- 3				
5- 2	0- 0	0- 0	AWAY	0- 0	0- 0	5- 2				
0- 0	0- 0	0- 0	NEUTRAL	0- 0	0- 0	0- 0				

RPI 1-25				RPI 26-50				RPI 51-100				RPI 101+				Team's RPI: 260	
RPI	S	Opponent	Score	RPI	S	Opponent	Score	RPI	S	Opponent	Score	RPI	S	Opponent	Score		
								78	A	Wichita St.	36	50	142	A	Rice	41	43
												146	H	Idaho	45	64	
												156	A	Utah St.	66	79	
												163	H	Seattle	65	55	
												165	A	TCU	64	73	
												170	A	Louisiana Tech	51	50	
												170	H	Louisiana Tech	73	79	
												181	A	Houston	42	55	
												207	H	San Francisco	60	61	
												216	A	Denver	49	53	
												216	H	Denver	73	75	
												245	H	UNLV	61	46	
												259	A	New Mexico St.	66	53	
												259	H	New Mexico St.	52	69	
												271	A	San Jose St.	57	54	
												286	A	Texas St.	56	46	
												305	A	Texas-Arlington	59	57	
												305	H	Texas-Arlington	73	45	
												306	H	William & Mary	76	50	
												311	H	Tex.-Pan American	68	34	
												315	H	Austin Peay	69	67	
												334	H	A&M-Corpus Christi	52	40	
LAST 12 Division I GAMES:																	
305	H	Texas-Arlington	73	45	286	A	Texas St.	56	46								
170	H	Louisiana Tech	73	79	170	A	Louisiana Tech	51	50								
259	A	New Mexico St.	66	53	305	A	Texas-Arlington	59	57								
216	A	Denver	49	53	216	H	Denver	73	75								
146	H	Idaho	45	64	259	H	New Mexico St.	52	69								
163	H	Seattle	65	55	271	A	San Jose St.	57	54								

Non-Div I Games: Concordia (TX) 88 29

UTSA

■ Loss,
 ■ Non-Conf,
 ■ S Site,
 ■ H Home
 ■ A Away
 N Neutral

Utah

Average RPI Win: **196**
 Average RPI Loss: **47**

WON-LOST
 RECORD

WINNING
 PCT. RANK

LAST 10
 GAMES

Through Games Of Sunday, February 10, 2013
 STRENGTH OF
 SCHEDULE

OPP. STRENGTH
 OF SCHEDULE

TEAM
 RPI

ADJ.
 RPI

CONF.
 RPI

ADJ CONF.
 RPI

DIV. I ONLY	13- 10	130	4- 6	80	54	102	102	6	6
DIV. I NON-CONF.	9- 2	34	0- 0	274	251	130	130	5	5
TOTALS	RPI 1-25	RPI 26-50	W-L RECORDS	RPI 51-100	RPI 101-150	RPI 150+			
13- 10	0- 5	1- 2	OVERALL	1- 1	2- 1	9- 1			
9- 6	0- 2	1- 1	HOME	1- 1	1- 1	6- 1			
4- 4	0- 3	0- 1	AWAY	0- 0	1- 0	3- 0			
0- 0	0- 0	0- 0	NEUTRAL	0- 0	0- 0	0- 0			
9- 2	0- 0	1- 0	NON-CONFERENCE	0- 1	1- 0	7- 1			
6- 2	0- 0	1- 0	HOME	0- 1	1- 0	4- 1			
3- 0	0- 0	0- 0	AWAY	0- 0	0- 0	3- 0			
0- 0	0- 0	0- 0	NEUTRAL	0- 0	0- 0	0- 0			
4- 8	0- 5	0- 2	CONFERENCE	1- 0	1- 1	2- 0			
3- 4	0- 2	0- 1	HOME	1- 0	0- 1	2- 0			
1- 4	0- 3	0- 1	AWAY	0- 0	1- 0	0- 0			
0- 0	0- 0	0- 0	NEUTRAL	0- 0	0- 0	0- 0			

RPI 1-25				RPI 26-50				RPI 51-100				RPI 101+ Team's RPI: 102			
RPI	S	Opponent	Score	RPI	S	Opponent	Score	RPI	S	Opponent	Score	RPI	S	Opponent	Score
3	A	Stanford	44 65	27	A	Colorado	57 67	64	H	BYU	48 53	111	H	Arizona	58 62
3	H	Stanford	56 70	27	H	Colorado	43 56	98	H	Arizona St.	66 46	116	H	Northern Colo.	62 55
6	A	California	54 71	29	H	Michigan	59 40					137	A	Southern California	63 60
6	H	California	50 55									156	H	Utah St.	92 64
12	A	UCLA	42 70									164	A	Hawaii	62 61
												180	H	Oregon St.	66 40
												212	H	North Dakota	56 62
												216	A	Denver	75 60
												251	H	Oregon	67 47
												263	H	UC Irvine	58 42
												267	H	Southern Utah	79 61
												329	A	Weber St.	73 47
												345	H	Houston Baptist	71 33
LAST 12 Division I GAMES:															
180	H	Oregon St.	66 40	98	H	Arizona St.	66 46								
251	H	Oregon	67 47	111	H	Arizona	58 62								
12	A	UCLA	42 70	27	H	Colorado	43 56								
137	A	Southern California	63 60	27	A	Colorado	57 67								
6	A	California	54 71	3	H	Stanford	56 70								
3	A	Stanford	44 65	6	H	California	50 55								

Non-Div I Games:

Utah

Loss, Non-Conf, S Site, H Home A Away N Neutral

Average RPI Win:	223	WON-LOST	WINNING	LAST 10	STRENGTH OF	OPP. STRENGTH	TEAM	ADJ.	CONF.	ADJ CONF.
Average RPI Loss:	168	RECORD	PCT. RANK	GAMES	SCHEDULE	OF SCHEDULE	RPI	RPI	RPI	RPI
DIV. I ONLY	12- 10	135	8- 2	191	229	156	156	24	24	
DIV. I NON-CONF.	2- 8	304	0- 0	142	200	270	270	24	24	
TOTALS	RPI 1-25	RPI 26-50	W-L RECORDS	RPI 51-100	RPI 101-150	RPI 150+				
12- 10	0- 1	0- 0	OVERALL	0- 1	2- 2	10- 6				
8- 2	0- 0	0- 0	HOME	0- 0	1- 1	7- 1				
3- 8	0- 1	0- 0	AWAY	0- 1	1- 1	2- 5				
1- 0	0- 0	0- 0	NEUTRAL	0- 0	0- 0	1- 0				
2- 8	0- 1	0- 0	NON-CONFERENCE	0- 1	0- 2	2- 4				
1- 2	0- 0	0- 0	HOME	0- 0	0- 1	1- 1				
0- 6	0- 1	0- 0	AWAY	0- 1	0- 1	0- 3				
1- 0	0- 0	0- 0	NEUTRAL	0- 0	0- 0	1- 0				
10- 2	0- 0	0- 0	CONFERENCE	0- 0	2- 0	8- 2				
7- 0	0- 0	0- 0	HOME	0- 0	1- 0	6- 0				
3- 2	0- 0	0- 0	AWAY	0- 0	1- 0	2- 2				
0- 0	0- 0	0- 0	NEUTRAL	0- 0	0- 0	0- 0				

RPI 1-25				RPI 26-50				RPI 51-100				RPI 101+ Team's RPI: 156			
RPI	S	Opponent	Score	RPI	S	Opponent	Score	RPI	S	Opponent	Score	RPI	S	Opponent	Score
4	A	Notre Dame	70 109					64	A	BYU	77 81	102	A	Utah	64 92
												113	H	Montana St.	65 71
												146	A	Idaho	91 85
												146	H	Idaho	81 50
												163	A	Seattle	68 71
												163	H	Seattle	67 62
												170	A	Louisiana Tech	76 75
												185	A	UC Riverside	90 94
												206	A	Loyola Marymount	81 98
												216	H	Denver	85 69
												223	H	South Dakota	70 69
												232	N	Prairie View	67 66
												259	H	New Mexico St.	65 63
												260	H	UTSA	79 66
												263	H	UC Irvine	70 71
												271	A	San Jose St.	80 103
												271	H	San Jose St.	87 54
												286	H	Texas St.	82 69
												305	A	Texas-Arlington	93 83
												307	A	Utah Valley	62 78
LAST 12 Division I GAMES:															
271	H	San Jose St.	87 54	259	H	New Mexico St.	65 63								
163	H	Seattle	67 62	271	A	San Jose St.	80 103								
146	H	Idaho	81 50	146	A	Idaho	91 85								
170	A	Louisiana Tech	76 75	163	A	Seattle	68 71								
305	A	Texas-Arlington	93 83	286	H	Texas St.	82 69								
216	H	Denver	85 69	260	H	UTSA	79 66								

Non-Div I Games: Alas. Anchorage 67 57

Utah St.

■ Loss,
 ■ Non-Conf, S Site,
 ■ Home
 ■ Away
 N Neutral

Utah Valley

Through Games Of Sunday, February 10, 2013

Average RPI Win:	297	WON-LOST	WINNING	LAST 10	STRENGTH OF	OPP. STRENGTH	TEAM	ADJ.	CONF.	ADJ CONF.
Average RPI Loss:	203	RECORD	PCT. RANK	GAMES	SCHEDULE	OF SCHEDULE	RPI	RPI	RPI	RPI
DIV. I ONLY	8- 13	235	5- 4	339	315	307	307	33	33	
DIV. I NON-CONF.	4- 12	287	2- 3	305	256	311	311	33	33	
TOTALS	RPI 1-25	RPI 26-50	W-L RECORDS	RPI 51-100	RPI 101-150	RPI 150+				
8- 13	0- 0	0- 1	OVERALL	0- 0	0- 3	8- 9				
5- 3	0- 0	0- 0	HOME	0- 0	0- 0	5- 3				
3- 10	0- 0	0- 1	AWAY	0- 0	0- 3	3- 6				
0- 0	0- 0	0- 0	NEUTRAL	0- 0	0- 0	0- 0				
4- 12	0- 0	0- 1	NON-CONFERENCE	0- 0	0- 3	4- 8				
2- 3	0- 0	0- 0	HOME	0- 0	0- 0	2- 3				
2- 9	0- 0	0- 1	AWAY	0- 0	0- 3	2- 5				
0- 0	0- 0	0- 0	NEUTRAL	0- 0	0- 0	0- 0				
4- 1	0- 0	0- 0	CONFERENCE	0- 0	0- 0	4- 1				
3- 0	0- 0	0- 0	HOME	0- 0	0- 0	3- 0				
1- 1	0- 0	0- 0	AWAY	0- 0	0- 0	1- 1				
0- 0	0- 0	0- 0	NEUTRAL	0- 0	0- 0	0- 0				

RPI 1-25			RPI 26-50			RPI 51-100			RPI 101+ Team's RPI: 307		
RPI	S	Opponent	Score	RPI	S	Opponent	Score	RPI	S	Opponent	Score
				27	A	Colorado	45 81	123	A	Santa Clara	67 80
								144	A	Sacramento St.	62 74
								148	A	Idaho St.	67 69
								156	H	Utah St.	78 62
								171	A	Tulsa	53 80
								182	H	Long Beach St.	69 77
								223	A	South Dakota	48 72
								247	H	Boise St.	63 80
								267	A	Southern Utah	49 66
								267	H	Southern Utah	66 71
								271	A	San Jose St.	72 81
								276	A	CSU Bakersfield	65 67
								282	A	Northern Ariz.	62 44
								295	A	NJIT	46 49
								295	H	NJIT	64 47
								311	H	Tex.-Pan American	71 66
								323	A	Air Force	70 60
								329	H	Weber St.	68 56
								338	H	Chicago St.	71 38
								345	A	Houston Baptist	75 71
LAST 12 Division I GAMES:											
295	H	NJIT	64 47	323	A	Air Force	70 60				
345	A	Houston Baptist	75 71	267	A	Southern Utah	49 66				
295	A	NJIT	46 49	27	A	Colorado	45 81				
276	A	CSU Bakersfield	65 67	282	A	Northern Ariz.	62 44				
338	H	Chicago St.	71 38	148	A	Idaho St.	67 69				
311	H	Tex.-Pan American	71 66	267	H	Southern Utah	66 71				

Non-Div I Games: Walla Walla 87 27 Carroll (MT) 65 53

Utah Valley

■ Loss,
 ■ Non-Conf, S Site,
 ■ Home
 ■ Away
 N Neutral

Average RPI Win:	271	WON-LOST	WINNING	LAST 10	STRENGTH OF	OPP. STRENGTH	TEAM	ADJ.	CONF.	ADJ CONF.
Average RPI Loss:	118	RECORD	PCT. RANK	GAMES	SCHEDULE	OF SCHEDULE	RPI	RPI	RPI	RPI
DIV. I ONLY	9- 15	243	2- 8	143	198	214	214	8	8	
DIV. I NON-CONF.	7- 8	178	1- 2	266	307	235	235	8	8	
TOTALS	RPI 1-25	RPI 26-50	W-L RECORDS	RPI 51-100	RPI 101-150	RPI 150+				
9- 15	0- 1	0- 2	OVERALL	0- 5	1- 2	8- 5				
4- 7	0- 1	0- 2	HOME	0- 3	0- 0	4- 1				
5- 8	0- 0	0- 0	AWAY	0- 2	1- 2	4- 4				
0- 0	0- 0	0- 0	NEUTRAL	0- 0	0- 0	0- 0				
7- 8	0- 0	0- 0	NON-CONFERENCE	0- 4	0- 1	7- 3				
4- 3	0- 0	0- 0	HOME	0- 3	0- 0	4- 0				
3- 5	0- 0	0- 0	AWAY	0- 1	0- 1	3- 3				
0- 0	0- 0	0- 0	NEUTRAL	0- 0	0- 0	0- 0				
2- 7	0- 1	0- 2	CONFERENCE	0- 1	1- 1	1- 2				
0- 4	0- 1	0- 2	HOME	0- 0	0- 0	0- 1				
2- 3	0- 0	0- 0	AWAY	0- 1	1- 1	1- 1				
0- 0	0- 0	0- 0	NEUTRAL	0- 0	0- 0	0- 0				

RPI 1-25				RPI 26-50				RPI 51-100				RPI 101+ Team's RPI: 214			
RPI	S	Opponent	Score	RPI	S	Opponent	Score	RPI	S	Opponent	Score	RPI	S	Opponent	Score
18	H	Dayton	49 60	31	H	Duquesne	51 73	70	H	Youngstown St.	45 58	110	A	Butler	45 65
				46	H	Saint Joseph's	50 55	72	A	Ohio St.	50 88	112	A	Temple	53 51
								75	H	Liberty	63 76	136	A	Old Dominion	51 74
								82	A	Fordham	41 71	151	A	Elon	58 74
								89	H	East Carolina	56 67	154	H	George Washington	68 79
												187	A	Saint Louis	46 60
												217	A	St. Bonaventure	64 51
												226	A	Cleveland St.	57 68
												275	H	UMKC	79 55
												281	A	Florida A&M	86 57
												292	A	Coppin St.	57 46
												295	H	NJIT	64 52
												304	H	UMBC	70 41
												324	A	Manhattan	63 68
												333	A	Maine	74 58
												333	H	Maine	82 47
LAST 12 Division I GAMES:															
217	A	St. Bonaventure	64 51	154	H	George Washington	68 79								
46	H	Saint Joseph's	50 55	112	A	Temple	53 51								
82	A	Fordham	41 71	187	A	Saint Louis	46 60								
18	H	Dayton	49 60	70	H	Youngstown St.	45 58								
110	A	Butler	45 65	333	H	Maine	82 47								
31	H	Duquesne	51 73	72	A	Ohio St.	50 88								

Non-Div I Games:

VCU

■ Loss,
 ■ Non-Conf,
 S Site,
 ■ Home
 ■ Away
 N Neutral

Valparaiso

Through Games Of Sunday, February 10, 2013

Average RPI Win:	209	WON-LOST	WINNING	LAST 10	STRENGTH OF	OPP. STRENGTH	TEAM	ADJ.	CONF.	ADJ CONF.
Average RPI Loss:	140	RECORD	PCT. RANK	GAMES	SCHEDULE	OF SCHEDULE	RPI	RPI	RPI	RPI
DIV. I ONLY	7- 13	255	5- 5	122	150	213	213	13	13	
DIV. I NON-CONF.	4- 8	241	2- 2	121	154	197	197	12	12	
TOTALS	RPI 1-25	RPI 26-50	W-L RECORDS	RPI 51-100	RPI 101-150	RPI 150+				
7- 13	0- 2	0- 2	OVERALL	1- 0	0- 3	6- 6				
5- 3	0- 0	0- 1	HOME	1- 0	0- 0	4- 2				
2- 10	0- 2	0- 1	AWAY	0- 0	0- 3	2- 4				
0- 0	0- 0	0- 0	NEUTRAL	0- 0	0- 0	0- 0				
4- 8	0- 2	0- 1	NON-CONFERENCE	0- 0	0- 2	4- 3				
3- 1	0- 0	0- 0	HOME	0- 0	0- 0	3- 1				
1- 7	0- 2	0- 1	AWAY	0- 0	0- 2	1- 2				
0- 0	0- 0	0- 0	NEUTRAL	0- 0	0- 0	0- 0				
3- 5	0- 0	0- 1	CONFERENCE	1- 0	0- 1	2- 3				
2- 2	0- 0	0- 1	HOME	1- 0	0- 0	1- 1				
1- 3	0- 0	0- 0	AWAY	0- 0	0- 1	1- 2				
0- 0	0- 0	0- 0	NEUTRAL	0- 0	0- 0	0- 0				

RPI 1-25				RPI 26-50				RPI 51-100				RPI 101+ Team's RPI: 213			
RPI	S	Opponent	Score	RPI	S	Opponent	Score	RPI	S	Opponent	Score	RPI	S	Opponent	Score
11	A	Duke	45 90	26	H	Green Bay	55 78	70	H	Youngstown St.	67 59	103	A	Detroit	61 70
24	A	Louisville	40 96	29	A	Michigan	32 73					110	A	Butler	55 69
												141	A	IUPUI	69 75
												159	A	Wright St.	66 67
												184	H	Indiana	64 52
												187	H	Saint Louis	47 53
												211	H	Ball St.	58 53
												226	H	Cleveland St.	92 84
												244	A	Western Mich.	69 70
												248	A	Western Ill.	55 69
												250	A	Milwaukee	84 72
												255	H	Loyola Chicago	44 52
												257	A	IPFW	82 73
												265	H	Northern Ill.	54 49
												279	A	Ill.-Chicago	75 82
LAST 12 Division I GAMES:															
103	A	Detroit	61 70	255	H	Loyola Chicago	44 52								
226	H	Cleveland St.	92 84	70	H	Youngstown St.	67 59								
159	A	Wright St.	66 67	265	H	Northern Ill.	54 49								
26	H	Green Bay	55 78	211	H	Ball St.	58 53								
250	A	Milwaukee	84 72	29	A	Michigan	32 73								
279	A	Ill.-Chicago	75 82	244	A	Western Mich.	69 70								

Non-Div I Games: Purdue-Calumet 76 59

Valparaiso

■ Loss,
 ■ Non-Conf, S Site,
 ■ Home
 ■ Away
 N Neutral

Vanderbilt

Through Games Of Sunday, February 10, 2013

Average RPI Win:	172	WON-LOST	WINNING	LAST 10	STRENGTH OF	OPP. STRENGTH	TEAM	ADJ.	CONF.	ADJ CONF.
Average RPI Loss:	24	RECORD	PCT. RANK	GAMES	SCHEDULE	OF SCHEDULE	RPI	RPI	RPI	RPI
DIV. I ONLY	15- 8	84	5- 5	26	66	36	36	4	4	
DIV. I NON-CONF.	10- 3	50	2- 0	43	145	29	29	6	6	
TOTALS	RPI 1-25	RPI 26-50	W-L RECORDS	RPI 51-100	RPI 101-150	RPI 150+				
15- 8	1- 6	0- 0	OVERALL	3- 2	3- 0	8- 0				
9- 2	0- 2	0- 0	HOME	2- 0	1- 0	6- 0				
6- 4	1- 3	0- 0	AWAY	1- 1	2- 0	2- 0				
0- 2	0- 1	0- 0	NEUTRAL	0- 1	0- 0	0- 0				
10- 3	1- 2	0- 0	NON-CONFERENCE	2- 1	2- 0	5- 0				
6- 0	0- 0	0- 0	HOME	1- 0	1- 0	4- 0				
4- 1	1- 1	0- 0	AWAY	1- 0	1- 0	1- 0				
0- 2	0- 1	0- 0	NEUTRAL	0- 1	0- 0	0- 0				
5- 5	0- 4	0- 0	CONFERENCE	1- 1	1- 0	3- 0				
3- 2	0- 2	0- 0	HOME	1- 0	0- 0	2- 0				
2- 3	0- 2	0- 0	AWAY	0- 1	1- 0	1- 0				
0- 0	0- 0	0- 0	NEUTRAL	0- 0	0- 0	0- 0				

RPI 1-25				RPI 26-50				Team's RPI: 36				RPI 51-100				RPI 101+			
RPI	S	Opponent	Score	RPI	S	Opponent	Score					RPI	S	Opponent	Score	RPI	S	Opponent	Score
7	H	Tennessee	75 83									57	N	Virginia	66 73	133	A	Alabama	67 58
9	A	Texas A&M	52 60									59	A	LSU	51 54	137	A	Southern California	74 56
10	H	Kentucky	53 75									73	H	Arkansas	78 58	140	H	UAB	69 54
14	A	South Carolina	48 64									83	H	Hartford	67 45	172	H	Mississippi St.	92 41
16	N	Florida St.	59 73									88	A	Western Ky.	77 67	191	H	McNeese St.	82 71
18	A	Dayton	66 71													196	H	Tennessee Tech	77 50
22	A	Oklahoma	76 63													208	H	Col. of Charleston	69 44
																246	A	Ole Miss	76 57
																246	H	Ole Miss	79 53
																315	H	Austin Peay	67 36
																336	A	Lipscomb	62 45
LAST 12 Division I GAMES:																			
10	H	Kentucky	53 75	73	H	Arkansas	78 58												
246	H	Ole Miss	79 53	14	A	South Carolina	48 64												
9	A	Texas A&M	52 60	246	A	Ole Miss	76 57												
133	A	Alabama	67 58	172	H	Mississippi St.	92 41												
7	H	Tennessee	75 83	137	A	Southern California	74 56												
59	A	LSU	51 54	208	H	Col. of Charleston	69 44												

Non-Div I Games:

Vanderbilt

Loss, Non-Conf, S Site, H Home A Away N Neutral

Average RPI Win: 310	WON-LOST	WINNING	LAST 10	STRENGTH OF	OPP. STRENGTH	TEAM	ADJ.	CONF.	ADJ CONF.
Average RPI Loss: 166	RECORD	PCT. RANK	GAMES	SCHEDULE	OF SCHEDULE	RPI	RPI	RPI	RPI
DIV. I ONLY	7- 16	283	4- 6	299	274	303	303	23	23
DIV. I NON-CONF.	3- 10	295	0- 2	296	267	324	324	25	25
TOTALS	RPI 1-25	RPI 26-50	W-L RECORDS	RPI 51-100	RPI 101-150	RPI 150+			
7- 16	0- 0	0- 2	OVERALL	0- 4	0- 1	7- 9			
6- 2	0- 0	0- 0	HOME	0- 2	0- 0	6- 0			
1- 14	0- 0	0- 2	AWAY	0- 2	0- 1	1- 9			
0- 0	0- 0	0- 0	NEUTRAL	0- 0	0- 0	0- 0			
3- 10	0- 0	0- 2	NON-CONFERENCE	0- 1	0- 1	3- 6			
3- 1	0- 0	0- 0	HOME	0- 1	0- 0	3- 0			
0- 9	0- 0	0- 2	AWAY	0- 0	0- 1	0- 6			
0- 0	0- 0	0- 0	NEUTRAL	0- 0	0- 0	0- 0			
4- 6	0- 0	0- 0	CONFERENCE	0- 3	0- 0	4- 3			
3- 1	0- 0	0- 0	HOME	0- 1	0- 0	3- 0			
1- 5	0- 0	0- 0	AWAY	0- 2	0- 0	1- 3			
0- 0	0- 0	0- 0	NEUTRAL	0- 0	0- 0	0- 0			

RPI 1-25				RPI 26-50				RPI 51-100				RPI 101+				Team's RPI: 303	
RPI	S	Opponent	Score	RPI	S	Opponent	Score	RPI	S	Opponent	Score	RPI	S	Opponent	Score		
				42	A	Oklahoma St.	30 83	63	A	Boston U.	30 58	105	A	Boston College	43 80		
				44	A	Marist	45 66	76	H	Drexel	49 66	169	A	Providence	76 92		
								83	H	Hartford	51 60	177	A	Fairfield	47 51		
								96	A	Albany (NY)	32 59	198	A	Stony Brook	53 68		
												224	A	Central Conn. St.	41 67		
												243	A	North Florida	61 64		
												253	A	New Hampshire	45 67		
												253	H	New Hampshire	63 60		
												266	A	Canisius	55 56		
												294	H	Brown	66 56		
												301	A	Binghamton	61 56		
												304	A	UMBC	55 71		
												304	H	UMBC	63 60		
												316	A	Jacksonville	67 78		
												333	H	Maine	61 53		
												343	H	Columbia	46 40		
												345	H	Houston Baptist	59 48		
LAST 12 Division I GAMES:																	
				304	A	UMBC	55 71	301	A	Binghamton	61 56						
				253	A	New Hampshire	45 67	304	H	UMBC	63 60						
				83	H	Hartford	51 60	63	A	Boston U.	30 58						
				96	A	Albany (NY)	32 59	253	H	New Hampshire	63 60						
				333	H	Maine	61 53	266	A	Canisius	55 56						
				198	A	Stony Brook	53 68	105	A	Boston College	43 80						

Non-Div I Games:

Vermont

■ Loss,
 ■ Non-Conf,
 ■ S Site,
 ■ H Home
 ■ A Away
 N Neutral

Average RPI Win:	124	WON-LOST	WINNING	LAST 10	STRENGTH OF	OPP. STRENGTH	TEAM	ADJ.	CONF.	ADJ CONF.
Average RPI Loss:	52	RECORD	PCT. RANK	GAMES	SCHEDULE	OF SCHEDULE	RPI	RPI	RPI	RPI
DIV. I ONLY	16- 7	65	5- 5	12	41	19	19	3	3	
DIV. I NON-CONF.	11- 2	23	2- 0	31	54	10	10	3	3	
TOTALS	RPI 1-25	RPI 26-50	W-L RECORDS	RPI 51-100	RPI 101-150	RPI 150+				
16- 7	1- 3	3- 1	OVERALL	4- 2	1- 0	7- 1				
7- 2	1- 1	2- 1	HOME	1- 0	1- 0	2- 0				
6- 4	0- 1	1- 0	AWAY	0- 2	0- 0	5- 1				
3- 1	0- 1	0- 0	NEUTRAL	3- 0	0- 0	0- 0				
11- 2	1- 1	1- 0	NON-CONFERENCE	3- 1	1- 0	5- 0				
4- 0	1- 0	0- 0	HOME	0- 0	1- 0	2- 0				
4- 1	0- 0	1- 0	AWAY	0- 1	0- 0	3- 0				
3- 1	0- 1	0- 0	NEUTRAL	3- 0	0- 0	0- 0				
5- 5	0- 2	2- 1	CONFERENCE	1- 1	0- 0	2- 1				
3- 2	0- 1	2- 1	HOME	1- 0	0- 0	0- 0				
2- 3	0- 1	0- 0	AWAY	0- 1	0- 0	2- 1				
0- 0	0- 0	0- 0	NEUTRAL	0- 0	0- 0	0- 0				

RPI	S	Opponent	Score	RPI	S	Opponent	Score	RPI	S	Opponent	Score	RPI	S	Opponent	Score
2	A	Connecticut	43 76	28	H	DePaul	65 45	52	A	Rutgers	50 58	112	H	Temple	55 44
4	H	Notre Dame	52 59	35	H	Syracuse	64 59	68	H	South Fla.	52 49	169	A	Providence	60 65
20	H	Princeton	61 54	45	H	Marquette	56 60	71	A	Minnesota	60 75	173	A	Cincinnati	54 51
21	N	Delaware	45 59	46	A	Saint Joseph's	55 51	74	N	South Dakota St.	71 47	183	A	Dartmouth	60 37
								79	N	Montana	74 49	201	A	Penn	48 44
								97	N	Bowling Green	53 42	203	H	La Salle	49 44
												215	A	Pittsburgh	68 52
												220	A	Lafayette	73 34
												237	H	Lehigh	66 49
LAST 12 Division I GAMES:															
45	H	Marquette	56 60	68	H	South Fla.	52 49								
4	H	Notre Dame	52 59	201	A	Penn	48 44								
52	A	Rutgers	50 58	215	A	Pittsburgh	68 52								
2	A	Connecticut	43 76	28	H	DePaul	65 45								
35	H	Syracuse	64 59	173	A	Cincinnati	54 51								
169	A	Providence	60 65	183	A	Dartmouth	60 37								

Non-Div I Games:

Villanova

Virginia

Through Games Of Sunday, February 10, 2013

Average RPI Win:	146	WON-LOST	WINNING	LAST 10	STRENGTH OF	OPP. STRENGTH	TEAM	ADJ.	CONF.	ADJ CONF.
Average RPI Loss:	47	RECORD	PCT. RANK	GAMES	SCHEDULE	OF SCHEDULE	RPI	RPI	RPI	RPI
DIV. I ONLY	15- 8	84	6- 4	73	17	57	57	5	5	
DIV. I NON-CONF.	8- 3	61	1- 0	139	52	80	80	4	4	
TOTALS	RPI 1-25	RPI 26-50	W-L RECORDS	RPI 51-100	RPI 101-150	RPI 150+				
15- 8	0- 3	2- 3	OVERALL	3- 1	4- 1	6- 0				
9- 3	0- 1	1- 1	HOME	1- 1	3- 0	4- 0				
5- 4	0- 2	0- 1	AWAY	2- 0	1- 1	2- 0				
1- 1	0- 0	1- 1	NEUTRAL	0- 0	0- 0	0- 0				
8- 3	0- 0	1- 2	NON-CONFERENCE	2- 0	0- 1	5- 0				
5- 1	0- 0	0- 1	HOME	1- 0	0- 0	4- 0				
2- 1	0- 0	0- 0	AWAY	1- 0	0- 1	1- 0				
1- 1	0- 0	1- 1	NEUTRAL	0- 0	0- 0	0- 0				
7- 5	0- 3	1- 1	CONFERENCE	1- 1	4- 0	1- 0				
4- 2	0- 1	1- 0	HOME	0- 1	3- 0	0- 0				
3- 3	0- 2	0- 1	AWAY	1- 0	1- 0	1- 0				
0- 0	0- 0	0- 0	NEUTRAL	0- 0	0- 0	0- 0				

RPI 1-25				RPI 26-50				RPI 51-100				RPI 101+			
RPI	S	Opponent	Score	RPI	S	Opponent	Score	RPI	S	Opponent	Score	RPI	S	Opponent	Score
8	A	Maryland	55 79	35	N	Syracuse	73 74	71	A	Minnesota	90 68	105	H	Boston College	69 57
11	H	Duke	41 62	36	N	Vanderbilt	73 66	81	A	Georgia Tech	62 51	122	H	North Carolina St.	78 59
15	A	North Carolina	60 71	41	H	West Virginia	47 54	81	H	Georgia Tech	62 65	125	A	Virginia Tech	50 47
				49	A	Miami (FL)	52 58	99	H	James Madison	78 57	125	H	Virginia Tech	52 48
				49	H	Miami (FL)	62 52					133	A	Alabama	70 73
												157	A	Wake Forest	69 64
												169	H	Providence	61 42
												201	A	Penn	68 65
												222	H	Xavier	54 45
												292	H	Coppin St.	54 44
												335	H	Norfolk St.	66 23
LAST 12 Division I GAMES:															
125	A	Virginia Tech	50 47	15	A	North Carolina	60 71								
11	H	Duke	41 62	122	H	North Carolina St.	78 59								
81	H	Georgia Tech	62 65	81	A	Georgia Tech	62 51								
157	A	Wake Forest	69 64	49	A	Miami (FL)	52 58								
105	H	Boston College	69 57	125	H	Virginia Tech	52 48								
49	H	Miami (FL)	62 52	222	H	Xavier	54 45								

Non-Div I Games:

Virginia

■ Loss,
 ■ Non-Conf,
 ■ S Site,
 ■ H Home
 ■ A Away
 N Neutral

Average RPI Win:	133	WON-LOST	WINNING	LAST 10	STRENGTH OF	OPP. STRENGTH	TEAM	ADJ.	CONF.	ADJ CONF.
Average RPI Loss:	64	RECORD	PCT. RANK	GAMES	SCHEDULE	OF SCHEDULE	RPI	RPI	RPI	RPI
DIV. I ONLY	8- 15	260	1- 9	9	53	125	125	5	5	
DIV. I NON-CONF.	6- 5	146	1- 0	10	128	86	86	4	4	
TOTALS	RPI 1-25	RPI 26-50	W-L RECORDS	RPI 51-100	RPI 101-150	RPI 150+				
8- 15	0- 5	0- 2	OVERALL	3- 3	2- 4	3- 1				
7- 7	0- 2	0- 0	HOME	2- 2	2- 2	3- 1				
1- 8	0- 3	0- 2	AWAY	1- 1	0- 2	0- 0				
0- 0	0- 0	0- 0	NEUTRAL	0- 0	0- 0	0- 0				
6- 5	0- 1	0- 1	NON-CONFERENCE	2- 1	2- 2	2- 0				
6- 3	0- 1	0- 0	HOME	2- 1	2- 1	2- 0				
0- 2	0- 0	0- 1	AWAY	0- 0	0- 1	0- 0				
0- 0	0- 0	0- 0	NEUTRAL	0- 0	0- 0	0- 0				
2- 10	0- 4	0- 1	CONFERENCE	1- 2	0- 2	1- 1				
1- 4	0- 1	0- 0	HOME	0- 1	0- 1	1- 1				
1- 6	0- 3	0- 1	AWAY	1- 1	0- 1	0- 0				
0- 0	0- 0	0- 0	NEUTRAL	0- 0	0- 0	0- 0				

RPI	S	Opponent	Score	RPI	S	Opponent	Score	RPI	S	Opponent	Score	RPI	S	Opponent	Score	Team's RPI: 125
5	H	Penn St.	41 60	30	A	Michigan St.	29 57	57	A	Virginia	48 52	104	A	Richmond	51 65	
8	H	Maryland	45 74	49	A	Miami (FL)	42 68	57	H	Virginia	47 50	105	H	Boston College	46 53	
11	A	Duke	26 58					62	H	FGCU	56 63	122	A	North Carolina St.	39 58	
15	A	North Carolina	45 48					80	H	Hampton	55 45	124	H	Appalachian St.	71 68	
16	A	Florida St.	56 70					81	A	Georgia Tech	63 61	136	H	Old Dominion	35 55	
								90	H	Wisconsin	47 38	149	H	N.C. A&T	58 39	
												154	H	George Washington	50 31	
												157	H	Wake Forest	73 52	
												190	H	Clemson	37 47	
												225	H	Longwood	73 58	
LAST 12 Division I GAMES:																
57	H	Virginia	47 50	11	A	Duke	26 58									
81	A	Georgia Tech	63 61	8	H	Maryland	45 74									
49	A	Miami (FL)	42 68	105	H	Boston College	46 53									
190	H	Clemson	37 47	15	A	North Carolina	45 48									
16	A	Florida St.	56 70	57	A	Virginia	48 52									
122	A	North Carolina St.	39 58	80	H	Hampton	55 45									

Non-Div I Games:

Virginia Tech

■ Loss,
■ Non-Conf,
■ S Site,
■ H Home
■ A Away
N Neutral

Average RPI Win: 335	WON-LOST	WINNING	LAST 10	STRENGTH OF	OPP. STRENGTH	TEAM	ADJ.	CONF.	ADJ CONF.
Average RPI Loss: 193	RECORD	PCT. RANK	GAMES	SCHEDULE	OF SCHEDULE	RPI	RPI	RPI	RPI
DIV. I ONLY	2- 20	334	1- 9	205	324	322	322	25	25
DIV. I NON-CONF.	1- 10	324	0- 1	179	330	317	317	22	22
TOTALS	RPI 1-25	RPI 26-50	W-L RECORDS	RPI 51-100	RPI 101-150	RPI 150+			
2- 20	0- 1	0- 1	OVERALL	0- 1	0- 2	2- 15			
0- 7	0- 0	0- 0	HOME	0- 1	0- 1	0- 5			
2- 9	0- 0	0- 0	AWAY	0- 0	0- 0	2- 0			
0- 4	0- 0	0- 0	NEUTRAL	0- 0	0- 0	0- 4			
1- 10	0- 1	0- 1	NON-CONFERENCE	0- 0	0- 0	1- 8			
0- 2	0- 0	0- 0	HOME	0- 0	0- 0	0- 2			
1- 4	0- 1	0- 1	AWAY	0- 0	0- 0	1- 2			
0- 4	0- 0	0- 0	NEUTRAL	0- 0	0- 0	0- 4			
1- 10	0- 0	0- 0	CONFERENCE	0- 1	0- 2	1- 7			
0- 5	0- 0	0- 0	HOME	0- 1	0- 1	0- 3			
1- 5	0- 0	0- 0	AWAY	0- 0	0- 1	1- 4			
0- 0	0- 0	0- 0	NEUTRAL	0- 0	0- 0	0- 0			

RPI 1-25				RPI 26-50				RPI 51-100				RPI 101+ Team's RPI: 322			
RPI	S	Opponent	Score	RPI	S	Opponent	Score	RPI	S	Opponent	Score	RPI	S	Opponent	Score
24	A	Louisville	32 106	35	A	Syracuse	28 66	58	H	Quinnipiac	56 74	126	A	Saint Francis (PA)	43 80
												127	H	Sacred Heart	47 76
												174	H	Iona	64 74
												177	N	Fairfield	44 81
												179	H	Army	62 65
												202	H	Monmouth	64 81
												215	A	Pittsburgh	39 65
												220	N	Lafayette	45 64
												224	A	Central Conn. St.	53 82
												228	A	Mt. St. Mary's	58 73
												237	N	Lehigh	53 78
												252	H	Fairleigh Dickinson	59 68
												253	A	New Hampshire	54 77
												270	H	St. Francis Brooklyn	66 72
												277	A	Robert Morris	39 57
												278	A	Bryant	47 65
												304	N	UMBC	43 48
												326	A	LIU Brooklyn	74 70
												343	A	Columbia	61 47
LAST 12 Division I GAMES:															
277	A	Robert Morris	39 57	224	A	Central Conn. St.	53 82								
127	H	Sacred Heart	47 76	326	A	LIU Brooklyn	74 70								
58	H	Quinnipiac	56 74	270	H	St. Francis Brooklyn	66 72								
228	A	Mt. St. Mary's	58 73	202	H	Monmouth	64 81								
126	A	Saint Francis (PA)	43 80	252	H	Fairleigh Dickinson	59 68								
278	A	Bryant	47 65	177	N	Fairfield	44 81								

Non-Div I Games:

Wagner

■ Loss,
 ■ Non-Conf,
 S Site,
 ■ Home
 ■ Away
 N Neutral

Wake Forest

Through Games Of Sunday, February 10, 2013

Average RPI Win:	202	WON-LOST	WINNING	LAST 10	STRENGTH OF	OPP. STRENGTH	TEAM	ADJ.	CONF.	ADJ CONF.
Average RPI Loss:	61	RECORD	PCT. RANK	GAMES	SCHEDULE	OF SCHEDULE	RPI	RPI	RPI	RPI
DIV. I ONLY	11- 13	186	3- 7	96	29	157	157	5	5	
DIV. I NON-CONF.	7- 5	131	1- 0	154	56	157	157	4	4	
TOTALS	RPI 1-25	RPI 26-50	W-L RECORDS	RPI 51-100	RPI 101-150	RPI 150+				
11- 13	1- 4	0- 3	OVERALL	0- 3	3- 2	7- 1				
9- 5	0- 2	0- 1	HOME	0- 1	2- 0	7- 1				
2- 5	1- 0	0- 1	AWAY	0- 2	1- 2	0- 0				
0- 3	0- 2	0- 1	NEUTRAL	0- 0	0- 0	0- 0				
7- 5	0- 2	0- 2	NON-CONFERENCE	0- 1	0- 0	7- 0				
7- 0	0- 0	0- 0	HOME	0- 0	0- 0	7- 0				
0- 2	0- 0	0- 1	AWAY	0- 1	0- 0	0- 0				
0- 3	0- 2	0- 1	NEUTRAL	0- 0	0- 0	0- 0				
4- 8	1- 2	0- 1	CONFERENCE	0- 2	3- 2	0- 1				
2- 5	0- 2	0- 1	HOME	0- 1	2- 0	0- 1				
2- 3	1- 0	0- 0	AWAY	0- 1	1- 2	0- 0				
0- 0	0- 0	0- 0	NEUTRAL	0- 0	0- 0	0- 0				

RPI 1-25				RPI 26-50				RPI 51-100				RPI 101+ Team's RPI: 157			
RPI	S	Opponent	Score	RPI	S	Opponent	Score	RPI	S	Opponent	Score	RPI	S	Opponent	Score
2	N	Connecticut	34 95	40	A	Kansas	58 64	54	A	Illinois	82 95	105	A	Boston College	92 87
8	H	Maryland	63 73	44	N	Marist	66 81	57	H	Virginia	64 69	105	H	Boston College	61 59
11	H	Duke	44 73	49	H	Miami (FL)	78 79	81	A	Georgia Tech	82 89	122	A	North Carolina St.	55 64
13	N	Purdue	53 67									122	H	North Carolina St.	69 56
16	A	Florida St.	80 72									125	A	Virginia Tech	52 73
												160	H	Campbell	84 68
												190	H	Clemson	64 74
												219	H	Seton Hall	64 63
												281	H	Florida A&M	80 60
												292	H	Coppin St.	82 75
												298	H	Nevada	77 54
												302	H	UNC Wilmington	60 59
												321	H	Charleston So.	77 57
LAST 12 Division I GAMES:															
105	H	Boston College	61 59	105	A	Boston College	92 87								
8	H	Maryland	63 73	190	H	Clemson	64 74								
122	A	North Carolina St.	55 64	11	H	Duke	44 73								
81	A	Georgia Tech	82 89	16	A	Florida St.	80 72								
57	H	Virginia	64 69	122	H	North Carolina St.	69 56								
49	H	Miami (FL)	78 79	298	H	Nevada	77 54								

Non-Div I Games:

Wake Forest

■ Loss,
 ■ Non-Conf,
 ■ S Site,
 ■ H Home
 ■ A Away
 N Neutral

Average RPI Win:	138	WON-LOST	WINNING	LAST 10	STRENGTH OF	OPP. STRENGTH	TEAM	ADJ.	CONF.	ADJ CONF.
Average RPI Loss:	93	RECORD	PCT. RANK	GAMES	SCHEDULE	OF SCHEDULE	RPI	RPI	RPI	RPI
DIV. I ONLY	17- 6	48	7- 3	174	22	61	61	6	6	
DIV. I NON-CONF.	8- 3	61	0- 0	143	24	58	58	5	5	
TOTALS	RPI 1-25	RPI 26-50	W-L RECORDS	RPI 51-100	RPI 101-150	RPI 150+				
17- 6	0- 2	2- 0	OVERALL	3- 1	6- 2	6- 1				
10- 2	0- 1	2- 0	HOME	1- 0	4- 1	3- 0				
7- 4	0- 1	0- 0	AWAY	2- 1	2- 1	3- 1				
0- 0	0- 0	0- 0	NEUTRAL	0- 0	0- 0	0- 0				
8- 3	0- 0	2- 0	NON-CONFERENCE	1- 1	1- 1	4- 1				
4- 1	0- 0	2- 0	HOME	0- 0	1- 1	1- 0				
4- 2	0- 0	0- 0	AWAY	1- 1	0- 0	3- 1				
0- 0	0- 0	0- 0	NEUTRAL	0- 0	0- 0	0- 0				
9- 3	0- 2	0- 0	CONFERENCE	2- 0	5- 1	2- 0				
6- 1	0- 1	0- 0	HOME	1- 0	3- 0	2- 0				
3- 2	0- 1	0- 0	AWAY	1- 0	2- 1	0- 0				
0- 0	0- 0	0- 0	NEUTRAL	0- 0	0- 0	0- 0				

RPI 1-25				RPI 26-50				RPI 51-100 Team's RPI: 61				RPI 101+			
RPI	S	Opponent	Score	RPI	S	Opponent	Score	RPI	S	Opponent	Score	RPI	S	Opponent	Score
12	A	UCLA	68 85	34	H	St. Mary's (CA)	70 68	81	A	Georgia Tech	44 52	111	A	Arizona	74 65
12	H	UCLA	61 65	43	H	San Diego St.	59 58	90	A	Wisconsin	60 55	111	H	Arizona	76 65
								98	A	Arizona St.	74 61	129	A	Washington St.	79 72
								98	H	Arizona St.	77 74	129	H	Washington St.	60 53
												131	H	UC Santa Barbara	46 54
												137	A	Southern California	72 81
												137	H	Southern California	61 58
												146	H	Idaho	62 48
												163	A	Seattle	77 75
												180	H	Oregon St.	81 77
												182	A	Long Beach St.	62 71
												194	A	UC Davis	81 56
												197	A	Portland	64 44
												233	H	Pepperdine	70 51
												251	H	Oregon	66 53
LAST 12 Division I GAMES:															
137	H	Southern California	61 58	129	A	Washington St.	79 72								
12	H	UCLA	61 65	129	H	Washington St.	60 53								
98	A	Arizona St.	74 61	12	A	UCLA	68 85								
111	A	Arizona	74 65	137	A	Southern California	72 81								
251	H	Oregon	66 53	111	H	Arizona	76 65								
180	H	Oregon St.	81 77	98	H	Arizona St.	77 74								

Non-Div I Games:

Washington

■ Loss,
 ■ Non-Conf, S Site,
 ■ Home
 ■ Away
 N Neutral

Average RPI Win:	112	WON-LOST	WINNING	LAST 10	STRENGTH OF	OPP. STRENGTH	TEAM	ADJ.	CONF.	ADJ CONF.
Average RPI Loss:	87	RECORD	PCT. RANK	GAMES	SCHEDULE	OF SCHEDULE	RPI	RPI	RPI	RPI
DIV. I ONLY	9- 14	226	4- 6	47	57	129	129	6	6	
DIV. I NON-CONF.	4- 7	230	0- 0	6	84	87	87	5	5	
TOTALS	RPI 1-25	RPI 26-50	W-L RECORDS	RPI 51-100	RPI 101-150	RPI 150+				
9- 14	0- 3	1- 1	OVERALL	4- 6	2- 2	2- 2				
6- 5	0- 1	0- 0	HOME	3- 2	1- 1	2- 1				
3- 8	0- 2	1- 1	AWAY	1- 3	1- 1	0- 1				
0- 1	0- 0	0- 0	NEUTRAL	0- 1	0- 0	0- 0				
4- 7	0- 1	1- 1	NON-CONFERENCE	2- 4	0- 0	1- 1				
3- 1	0- 0	0- 0	HOME	2- 1	0- 0	1- 0				
1- 5	0- 1	1- 1	AWAY	0- 2	0- 0	0- 1				
0- 1	0- 0	0- 0	NEUTRAL	0- 1	0- 0	0- 0				
5- 7	0- 2	0- 0	CONFERENCE	2- 2	2- 2	1- 1				
3- 4	0- 1	0- 0	HOME	1- 1	1- 1	1- 1				
2- 3	0- 1	0- 0	AWAY	1- 1	1- 1	0- 0				
0- 0	0- 0	0- 0	NEUTRAL	0- 0	0- 0	0- 0				

RPI 1-25				RPI 26-50				RPI 51-100				RPI 101+ Team's RPI: 129			
RPI	S	Opponent	Score	RPI	S	Opponent	Score	RPI	S	Opponent	Score	RPI	S	Opponent	Score
12	A	UCLA	52 78	35	A	Syracuse	51 64	61	A	Washington	53 60	111	A	Arizona	60 50
12	H	UCLA	65 80	50	A	Gonzaga	57 51	61	H	Washington	72 79	111	H	Arizona	65 71
24	A	Louisville	39 75					64	H	BYU	67 52	137	A	Southern California	59 61
								71	A	Minnesota	83 87	137	H	Southern California	57 54
								72	H	Ohio St.	62 55	180	H	Oregon St.	76 73
								74	N	South Dakota St.	56 65	185	A	UC Riverside	65 71
								90	H	Wisconsin	44 52	202	H	Monmouth	79 69
								95	A	Fresno St.	59 82	251	H	Oregon	68 70
								98	A	Arizona St.	54 43				
								98	H	Arizona St.	77 65				
LAST 12 Division I GAMES:															
12	H	UCLA	65 80	61	H	Washington	72 79								
137	H	Southern California	57 54	61	A	Washington	53 60								
111	A	Arizona	60 50	137	A	Southern California	59 61								
98	A	Arizona St.	54 43	12	A	UCLA	52 78								
180	H	Oregon St.	76 73	98	H	Arizona St.	77 65								
251	H	Oregon	68 70	111	H	Arizona	65 71								

Non-Div I Games:

Washington St.

■ Loss,
 ■ Non-Conf, S Site,
 ■ Home
 ■ Away
 N Neutral

Average RPI Win: 0				WON-LOST		WINNING		LAST 10		STRENGTH OF		OPP. STRENGTH		TEAM		ADJ.		CONF.		ADJ CONF.	
Average RPI Loss: 163				RECORD		PCT. RANK		GAMES		SCHEDULE		OF SCHEDULE		RPI		RPI		RPI		RPI	
DIV. I ONLY				0- 22		342		0- 10		130		246		329		329		15		15	
DIV. I NON-CONF.				0- 9		337		0- 0		60		281		301		301		14		14	
TOTALS				RPI 1-25		RPI 26-50		W-L RECORDS		RPI 51-100		RPI 101-150		RPI 150+							
0- 22				0- 0		0- 1		OVERALL		0- 3		0- 8		0- 10							
0- 11				0- 0		0- 0		HOME		0- 1		0- 5		0- 5							
0- 11				0- 0		0- 1		AWAY		0- 2		0- 3		0- 5							
0- 0				0- 0		0- 0		NEUTRAL		0- 0		0- 0		0- 0							
0- 9				0- 0		0- 1		NON-CONFERENCE		0- 2		0- 2		0- 4							
0- 3				0- 0		0- 0		HOME		0- 0		0- 1		0- 2							
0- 6				0- 0		0- 1		AWAY		0- 2		0- 1		0- 2							
0- 0				0- 0		0- 0		NEUTRAL		0- 0		0- 0		0- 0							
0- 13				0- 0		0- 0		CONFERENCE		0- 1		0- 6		0- 6							
0- 8				0- 0		0- 0		HOME		0- 1		0- 4		0- 3							
0- 5				0- 0		0- 0		AWAY		0- 0		0- 2		0- 3							
0- 0				0- 0		0- 0		NEUTRAL		0- 0		0- 0		0- 0							

RPI 1-25				RPI 26-50				RPI 51-100				RPI 101+				Team's RPI: 329
RPI	S	Opponent	Score	RPI	S	Opponent	Score	RPI	S	Opponent	Score	RPI	S	Opponent	Score	
				42	A	Oklahoma St.	49 101	64	A	BYU	55 80	102	H	Utah	47 73	
								66	A	Wyoming	62 77	109	H	Eastern Wash.	60 88	
								79	H	Montana	53 61	111	A	Arizona	49 81	
												113	H	Montana St.	37 67	
												116	A	Northern Colo.	48 69	
												116	H	Northern Colo.	47 65	
												144	A	Sacramento St.	60 103	
												148	H	Idaho St.	45 69	
												179	H	Army	58 77	
												195	H	Portland St.	60 74	
												209	A	New Mexico	44 67	
												212	A	North Dakota	49 73	
												212	H	North Dakota	51 56	
												247	H	Boise St.	56 70	
												267	A	Southern Utah	54 72	
												267	H	Southern Utah	61 74	
												282	A	Northern Ariz.	55 76	
												307	A	Utah Valley	56 68	
LAST 12 Division I GAMES:																
				267	A	Southern Utah	54 72	282	A	Northern Ariz.	55 76					
				116	H	Northern Colo.	47 65	148	H	Idaho St.	45 69					
				212	H	North Dakota	51 56	267	H	Southern Utah	61 74					
				79	H	Montana	53 61	212	A	North Dakota	49 73					
				113	H	Montana St.	37 67	116	A	Northern Colo.	48 69					
				144	A	Sacramento St.	60 103	195	H	Portland St.	60 74					

Non-Div I Games:

Weber St.

Loss, Non-Conf, S Site, H Home A Away N Neutral

West Virginia

Through Games Of Sunday, February 10, 2013

Average RPI Win:	129	WON-LOST	WINNING	LAST 10	STRENGTH OF	OPP. STRENGTH	TEAM	ADJ.	CONF.	ADJ CONF.
Average RPI Loss:	31	RECORD	PCT. RANK	GAMES	SCHEDULE	OF SCHEDULE	RPI	RPI	RPI	RPI
DIV. I ONLY	14- 9	106	6- 4	10	21	41	41	1	1	
DIV. I NON-CONF.	8- 3	61	0- 0	56	95	54	54	1	1	
TOTALS	RPI 1-25	RPI 26-50	W-L RECORDS	RPI 51-100	RPI 101-150	RPI 150+				
14- 9	1- 3	2- 5	OVERALL	4- 1	2- 0	5- 0				
8- 4	1- 1	0- 3	HOME	1- 0	2- 0	4- 0				
5- 3	0- 2	2- 1	AWAY	3- 0	0- 0	0- 0				
1- 2	0- 0	0- 1	NEUTRAL	0- 1	0- 0	1- 0				
8- 3	0- 0	0- 2	NON-CONFERENCE	3- 1	1- 0	4- 0				
5- 1	0- 0	0- 1	HOME	1- 0	1- 0	3- 0				
2- 0	0- 0	0- 0	AWAY	2- 0	0- 0	0- 0				
1- 2	0- 0	0- 1	NEUTRAL	0- 1	0- 0	1- 0				
6- 6	1- 3	2- 3	CONFERENCE	1- 0	1- 0	1- 0				
3- 3	1- 1	0- 2	HOME	0- 0	1- 0	1- 0				
3- 3	0- 2	2- 1	AWAY	1- 0	0- 0	0- 0				
0- 0	0- 0	0- 0	NEUTRAL	0- 0	0- 0	0- 0				

RPI 1-25				RPI 26-50				Team's RPI: 41	RPI 51-100				RPI 101+			
RPI	S	Opponent	Score	RPI	S	Opponent	Score		RPI	S	Opponent	Score	RPI	S	Opponent	Score
1	A	Baylor	58 76	31	H	Duquesne	54 62		57	A	Virginia	54 47	115	H	Texas	53 49
22	A	Oklahoma	68 71	33	N	Iowa	70 79		59	N	LSU	63 71	124	H	Appalachian St.	72 67
22	H	Oklahoma	82 63	37	A	Texas Tech	63 76		63	A	Boston U.	60 57	165	H	TCU	58 50
23	H	Iowa St.	49 53	37	H	Texas Tech	73 77		65	A	Kansas St.	66 52	217	H	St. Bonaventure	67 47
				40	A	Kansas	72 56		70	H	Youngstown St.	90 57	249	N	Marshall	64 48
				40	H	Kansas	59 60						272	H	USC Upstate	75 45
				42	A	Oklahoma St.	67 61						302	H	UNC Wilmington	76 47
LAST 12 Division I GAMES:																
40	A	Kansas	72 56	1	A	Baylor	58 76									
37	A	Texas Tech	63 76	165	H	TCU	58 50									
22	H	Oklahoma	82 63	65	A	Kansas St.	66 52									
42	A	Oklahoma St.	67 61	115	H	Texas	53 49									
23	H	Iowa St.	49 53	40	H	Kansas	59 60									
37	H	Texas Tech	73 77	22	A	Oklahoma	68 71									

Non-Div I Games:

West Virginia

■ Loss,
 ■ Non-Conf,
 ■ S Site,
 ■ H Home
 ■ A Away
 N Neutral

Average RPI Win:	307	WON-LOST	WINNING	LAST 10	STRENGTH OF	OPP. STRENGTH	TEAM	ADJ.	CONF.	ADJ CONF.
Average RPI Loss:	188	RECORD	PCT. RANK	GAMES	SCHEDULE	OF SCHEDULE	RPI	RPI	RPI	RPI
DIV. I ONLY	6- 16	299	2- 8	315	294	314	314	20	20	
DIV. I NON-CONF.	2- 7	300	0- 1	328	319	333	333	26	26	
TOTALS	RPI 1-25	RPI 26-50	W-L RECORDS	RPI 51-100	RPI 101-150	RPI 150+				
6- 16	0- 1	0- 1	OVERALL	0- 1	0- 1	6- 12				
3- 8	0- 0	0- 1	HOME	0- 1	0- 0	3- 6				
3- 8	0- 1	0- 0	AWAY	0- 0	0- 1	3- 6				
0- 0	0- 0	0- 0	NEUTRAL	0- 0	0- 0	0- 0				
2- 7	0- 1	0- 0	NON-CONFERENCE	0- 0	0- 0	2- 6				
1- 3	0- 0	0- 0	HOME	0- 0	0- 0	1- 3				
1- 4	0- 1	0- 0	AWAY	0- 0	0- 0	1- 3				
0- 0	0- 0	0- 0	NEUTRAL	0- 0	0- 0	0- 0				
4- 9	0- 0	0- 1	CONFERENCE	0- 1	0- 1	4- 6				
2- 5	0- 0	0- 1	HOME	0- 1	0- 0	2- 3				
2- 4	0- 0	0- 0	AWAY	0- 0	0- 1	2- 3				
0- 0	0- 0	0- 0	NEUTRAL	0- 0	0- 0	0- 0				

RPI 1-25				RPI 26-50				RPI 51-100				RPI 101+ Team's RPI: 314			
RPI	S	Opponent	Score	RPI	S	Opponent	Score	RPI	S	Opponent	Score	RPI	S	Opponent	Score
14	A	South Carolina	44 66	47	H	Chattanooga	43 70	77	H	Davidson	56 65	124	A	Appalachian St.	46 77
												151	A	Elon	51 60
												151	H	Elon	48 64
												160	H	Campbell	40 55
												196	H	Tennessee Tech	56 61
												205	A	Furman	88 83
												205	H	Furman	45 46
												208	A	Col. of Charleston	47 70
												229	A	Georgia St.	45 64
												242	H	Samford	38 47
												272	H	USC Upstate	48 51
												297	A	Coastal Caro.	42 56
												313	A	Ga. Southern	50 52
												317	H	Wofford	54 40
												319	A	UNC Greensboro	60 49
												319	H	UNC Greensboro	47 44
												321	A	Charleston So.	61 69
												341	A	UNC Asheville	58 45
												342	H	N.C. Central	67 55
LAST 12 Division I GAMES:															
205	H	Furman	45 46	47	H	Chattanooga	43 70								
151	A	Elon	51 60	242	H	Samford	38 47								
319	A	UNC Greensboro	60 49	124	A	Appalachian St.	46 77								
77	H	Davidson	56 65	313	A	Ga. Southern	50 52								
208	A	Col. of Charleston	47 70	317	H	Wofford	54 40								
205	A	Furman	88 83	14	A	South Carolina	44 66								

Non-Div I Games:

Western Caro.

■ Loss,
■ Non-Conf,
■ S Site,
■ H Home
■ A Away
N Neutral

Average RPI Win: 233	WON-LOST	WINNING	LAST 10	STRENGTH OF	OPP. STRENGTH	TEAM	ADJ.	CONF.	ADJ CONF.
Average RPI Loss: 188	RECORD	PCT. RANK	GAMES	SCHEDULE	OF SCHEDULE	RPI	RPI	RPI	RPI
DIV. I ONLY	8- 13	235	3- 7	251	261	248	248	22	22
DIV. I NON-CONF.	6- 7	183	2- 2	232	301	203	203	21	21
TOTALS	RPI 1-25	RPI 26-50	W-L RECORDS	RPI 51-100	RPI 101-150	RPI 150+			
8- 13	0- 1	0- 0	OVERALL	0- 2	1- 2	7- 8			
5- 3	0- 0	0- 0	HOME	0- 0	1- 1	4- 2			
3- 10	0- 1	0- 0	AWAY	0- 2	0- 1	3- 6			
0- 0	0- 0	0- 0	NEUTRAL	0- 0	0- 0	0- 0			
6- 7	0- 1	0- 0	NON-CONFERENCE	0- 1	1- 0	5- 5			
5- 0	0- 0	0- 0	HOME	0- 0	1- 0	4- 0			
1- 7	0- 1	0- 0	AWAY	0- 1	0- 0	1- 5			
0- 0	0- 0	0- 0	NEUTRAL	0- 0	0- 0	0- 0			
2- 6	0- 0	0- 0	CONFERENCE	0- 1	0- 2	2- 3			
0- 3	0- 0	0- 0	HOME	0- 0	0- 1	0- 2			
2- 3	0- 0	0- 0	AWAY	0- 1	0- 1	2- 1			
0- 0	0- 0	0- 0	NEUTRAL	0- 0	0- 0	0- 0			

RPI 1-25				RPI 26-50				RPI 51-100				RPI 101+ Team's RPI: 248			
RPI	S	Opponent	Score	RPI	S	Opponent	Score	RPI	S	Opponent	Score	RPI	S	Opponent	Score
23	A	Iowa St.	65 84					74	A	South Dakota St.	51 86	120	H	Eastern Ill.	70 68
								87	A	Missouri	61 70	141	A	IUPUI	36 55
												141	H	IUPUI	55 61
												158	H	Bradley	92 81
												187	A	Saint Louis	44 55
												193	A	SIU Edwardsville	58 68
												213	H	Valparaiso	69 55
												223	H	South Dakota	60 63
												240	A	Neb. Omaha	55 63
												240	H	Neb. Omaha	71 44
												255	A	Loyola Chicago	65 61
												257	A	IPFW	49 80
												261	A	Southeast Mo. St.	47 56
												269	A	Oakland	81 73
												273	A	North Dakota St.	85 83
												275	H	UMKC	50 51
												338	A	Chicago St.	54 56
												338	H	Chicago St.	87 52
LAST 12 Division I GAMES:															
240	A	Neb. Omaha	55 63	74	A	South Dakota St.	51 86	240	H	Neb. Omaha	71 44				
141	H	IUPUI	55 61	338	H	Chicago St.	87 52	141	A	IUPUI	36 55				
338	A	Chicago St.	54 56	257	A	IPFW	49 80	257	A	IPFW	49 80				
275	H	UMKC	50 51	269	A	Oakland	81 73								
223	H	South Dakota	60 63												
273	A	North Dakota St.	85 83												

Non-Div I Games: Clarke 85 35 William Woods 70 53

Western Ill.

Average RPI Win:	218	WON-LOST	WINNING	LAST 10	STRENGTH OF	OPP. STRENGTH	TEAM	ADJ.	CONF.	ADJ CONF.
Average RPI Loss:	105	RECORD	PCT. RANK	GAMES	SCHEDULE	OF SCHEDULE	RPI	RPI	RPI	RPI
DIV. I ONLY	17- 6	48	6- 4	201	174	88	88	12	12	
DIV. I NON-CONF.	7- 2	48	1- 0	227	290	112	112	13	13	
TOTALS	RPI 1-25	RPI 26-50	W-L RECORDS	RPI 51-100	RPI 101-150	RPI 150+				
17- 6	0- 0	0- 1	OVERALL	2- 2	1- 2	14- 1				
8- 3	0- 0	0- 1	HOME	1- 1	1- 1	6- 0				
8- 3	0- 0	0- 0	AWAY	1- 1	0- 1	7- 1				
1- 0	0- 0	0- 0	NEUTRAL	0- 0	0- 0	1- 0				
7- 2	0- 0	0- 1	NON-CONFERENCE	0- 1	0- 0	7- 0				
2- 2	0- 0	0- 1	HOME	0- 1	0- 0	2- 0				
4- 0	0- 0	0- 0	AWAY	0- 0	0- 0	4- 0				
1- 0	0- 0	0- 0	NEUTRAL	0- 0	0- 0	1- 0				
10- 4	0- 0	0- 0	CONFERENCE	2- 1	1- 2	7- 1				
6- 1	0- 0	0- 0	HOME	1- 0	1- 1	4- 0				
4- 3	0- 0	0- 0	AWAY	1- 1	0- 1	3- 1				
0- 0	0- 0	0- 0	NEUTRAL	0- 0	0- 0	0- 0				

RPI S	Opponent	Score	RPI S	Opponent	Score	RPI S	Opponent	Score	RPI S	Opponent	Score
			36 H	Vanderbilt	67 77	55 A	Middle Tenn.	57 79	118 H	FIU	62 56
						85 H	Illinois St.	68 83	139 A	Arkansas St.	58 63
						93 A	UALR	78 69	139 H	Arkansas St.	74 78
						93 H	UALR	70 61	159 A	Wright St.	84 67
									175 A	South Ala.	46 56
									189 A	North Texas	76 62
									189 H	North Texas	82 80
									192 H	Fla. Atlantic	86 68
									200 A	Murray St.	80 69
									218 H	Northern Ky.	65 53
									221 A	La.-Monroe	65 57
									261 H	Southeast Mo. St.	60 46
									281 N	Florida A&M	71 57
									284 H	La.-Lafayette	75 64
									290 A	Troy	84 81
									290 H	Troy	98 80
									299 A	Morehead St.	62 38
									337 A	Kent St.	59 53
LAST 12 Division I GAMES:											
139 H	Arkansas St.	74 78	284 H	La.-Lafayette	75 64						
189 A	North Texas	76 62	192 H	Fla. Atlantic	86 68						
290 H	Troy	98 80	139 A	Arkansas St.	58 63						
55 A	Middle Tenn.	57 79	93 A	UALR	78 69						
175 A	South Ala.	46 56	189 H	North Texas	82 80						
93 H	UALR	70 61	281 N	Florida A&M	71 57						

Non-Div I Games:

Western Ky.

Average RPI Win:	220	WON-LOST	WINNING	LAST 10	STRENGTH OF	OPP. STRENGTH	TEAM	ADJ.	CONF.	ADJ CONF.
Average RPI Loss:	155	RECORD	PCT. RANK	GAMES	SCHEDULE	OF SCHEDULE	RPI	RPI	RPI	RPI
DIV. I ONLY	8- 15	260	4- 6	203	184	244	244	18	18	
DIV. I NON-CONF.	4- 9	262	0- 2	224	204	258	258	16	16	
TOTALS	RPI 1-25	RPI 26-50	W-L RECORDS	RPI 51-100	RPI 101-150	RPI 150+				
8- 15	0- 0	0- 2	OVERALL	1- 3	2- 4	5- 6				
5- 4	0- 0	0- 0	HOME	1- 1	2- 1	2- 2				
3- 10	0- 0	0- 2	AWAY	0- 1	0- 3	3- 4				
0- 1	0- 0	0- 0	NEUTRAL	0- 1	0- 0	0- 0				
4- 9	0- 0	0- 1	NON-CONFERENCE	0- 2	1- 3	3- 3				
3- 1	0- 0	0- 0	HOME	0- 1	1- 0	2- 0				
1- 7	0- 0	0- 1	AWAY	0- 0	0- 3	1- 3				
0- 1	0- 0	0- 0	NEUTRAL	0- 1	0- 0	0- 0				
4- 6	0- 0	0- 1	CONFERENCE	1- 1	1- 1	2- 3				
2- 3	0- 0	0- 0	HOME	1- 0	1- 1	0- 2				
2- 3	0- 0	0- 1	AWAY	0- 1	0- 0	2- 1				
0- 0	0- 0	0- 0	NEUTRAL	0- 0	0- 0	0- 0				

RPI S	Opponent	Score	RPI S	Opponent	Score	RPI S	Opponent	Score	RPI S	Opponent	Score	Team's RPI: 244
29	A Michigan	41 60	69	A Central Mich.	58 72	101	H American	57 53				
39	A Toledo	54 65	91	N Tulane	48 66	103	A Detroit	57 97				
			96	H Albany (NY)	54 68	112	A Temple	41 68				
			97	H Bowling Green	55 54	130	H Akron	84 77				
						141	A IUPUI	67 75				
						150	H Miami (OH)	47 73				
						211	H Ball St.	50 73				
						213	H Valparaiso	70 69				
						227	H Eastern Mich.	52 56				
						250	A Milwaukee	79 88				
						254	A Buffalo	44 63				
						265	A Northern Ill.	54 51				
						269	A Oakland	70 73				
						279	A Ill.-Chicago	58 66				
						282	A Northern Ariz.	78 67				
						337	A Kent St.	58 40				
						338	H Chicago St.	80 38				
LAST 12 Division I GAMES:												
97	H Bowling Green	55 54	130	H Akron	84 77							
337	A Kent St.	58 40	69	A Central Mich.	58 72							
39	A Toledo	54 65	150	H Miami (OH)	47 73							
211	H Ball St.	50 73	227	H Eastern Mich.	52 56							
254	A Buffalo	44 63	112	A Temple	41 68							
265	A Northern Ill.	54 51	279	A Ill.-Chicago	58 66							

Non-Div I Games:

Western Mich.

■ Loss,
■ Non-Conf,
■ S Site,
■ H Home
■ A Away
N Neutral

Average RPI Win:	171	WON-LOST	WINNING	LAST 10	STRENGTH OF	OPP. STRENGTH	TEAM	ADJ.	CONF.	ADJ CONF.
Average RPI Loss:	85	RECORD	PCT. RANK	GAMES	SCHEDULE	OF SCHEDULE	RPI	RPI	RPI	RPI
DIV. I ONLY	16- 7	65	9- 1	95	113	78	78	10	10	
DIV. I NON-CONF.	6- 6	160	0- 1	73	133	135	135	9	9	
TOTALS	RPI 1-25	RPI 26-50	W-L RECORDS	RPI 51-100	RPI 101-150	RPI 150+				
16- 7	0- 0	1- 1	OVERALL	2- 4	6- 1	7- 1				
10- 3	0- 0	1- 1	HOME	1- 1	4- 0	4- 1				
6- 1	0- 0	0- 0	AWAY	1- 1	2- 0	3- 0				
0- 3	0- 0	0- 0	NEUTRAL	0- 2	0- 1	0- 0				
6- 6	0- 0	0- 1	NON-CONFERENCE	1- 4	2- 1	3- 0				
4- 2	0- 0	0- 1	HOME	0- 1	1- 0	3- 0				
2- 1	0- 0	0- 0	AWAY	1- 1	1- 0	0- 0				
0- 3	0- 0	0- 0	NEUTRAL	0- 2	0- 1	0- 0				
10- 1	0- 0	1- 0	CONFERENCE	1- 0	4- 0	4- 1				
6- 1	0- 0	1- 0	HOME	1- 0	3- 0	1- 1				
4- 0	0- 0	0- 0	AWAY	0- 0	1- 0	3- 0				
0- 0	0- 0	0- 0	NEUTRAL	0- 0	0- 0	0- 0				

RPI 1-25			RPI 26-50			RPI 51-100			Team's RPI: 78			RPI 101+			
RPI	S	Opponent	Score	RPI	S	Opponent	Score	RPI	S	Opponent	Score	RPI	S	Opponent	Score
				26	H	Green Bay	42 63	53	A	SMU	61 59	104	N	Richmond	46 49
				32	H	Creighton	67 45	59	A	LSU	70 72	116	H	Northern Colo.	51 35
								65	H	Kansas St.	43 48	117	A	UNI	60 57
								85	H	Illinois St.	66 54	117	H	UNI	57 47
								87	N	Missouri	44 49	121	H	Indiana St.	53 46
								99	N	James Madison	58 63	135	H	Missouri St.	76 64
												139	A	Arkansas St.	60 51
												158	A	Bradley	62 58
												158	H	Bradley	55 75
												168	A	Evansville	49 45
												260	H	UTSA	50 36
												280	H	Drake	70 51
												309	A	Southern Ill.	72 59
												320	H	Grambling	62 44
												330	H	Ark.-Pine Bluff	81 43
LAST 12 Division I GAMES:															
				158	H	Bradley	55 75	280	H	Drake	70 51				
				117	H	UNI	57 47	32	H	Creighton	67 45				
				121	H	Indiana St.	53 46	117	A	UNI	60 57				
				85	H	Illinois St.	66 54	158	A	Bradley	62 58				
				168	A	Evansville	49 45	135	H	Missouri St.	76 64				
				309	A	Southern Ill.	72 59	26	H	Green Bay	42 63				

Non-Div I Games:

Wichita St.

Average RPI Win:	262	WON-LOST	WINNING	LAST 10	STRENGTH OF	OPP. STRENGTH	TEAM	ADJ.	CONF.	ADJ CONF.
Average RPI Loss:	174	RECORD	PCT. RANK	GAMES	SCHEDULE	OF SCHEDULE	RPI	RPI	RPI	RPI
DIV. I ONLY	4- 17	319	3- 7	200	266	306	306	14	14	
DIV. I NON-CONF.	1- 9	322	0- 1	156	340	315	315	15	15	
TOTALS	RPI 1-25	RPI 26-50	W-L RECORDS	RPI 51-100	RPI 101-150	RPI 150+				
4- 17	0- 0	0- 0	OVERALL	0- 4	1- 4	3- 9				
2- 5	0- 0	0- 0	HOME	0- 3	1- 0	1- 2				
1- 12	0- 0	0- 0	AWAY	0- 1	0- 4	1- 7				
1- 0	0- 0	0- 0	NEUTRAL	0- 0	0- 0	1- 0				
1- 9	0- 0	0- 0	NON-CONFERENCE	0- 1	0- 2	1- 6				
0- 2	0- 0	0- 0	HOME	0- 1	0- 0	0- 1				
0- 7	0- 0	0- 0	AWAY	0- 0	0- 2	0- 5				
1- 0	0- 0	0- 0	NEUTRAL	0- 0	0- 0	1- 0				
3- 8	0- 0	0- 0	CONFERENCE	0- 3	1- 2	2- 3				
2- 3	0- 0	0- 0	HOME	0- 2	1- 0	1- 1				
1- 5	0- 0	0- 0	AWAY	0- 1	0- 2	1- 2				
0- 0	0- 0	0- 0	NEUTRAL	0- 0	0- 0	0- 0				

RPI S	Opponent	Score	RPI S	Opponent	Score	RPI S	Opponent	Score	RPI S	Opponent	Score	Team's RPI: 306
						76	H Drexel	46 58	106	A Northeastern	69 71	
						89	H East Carolina	62 68	128	A Hofstra	53 56	
						99	A James Madison	52 82	136	H Old Dominion	73 69	
						99	H James Madison	63 68	138	A Navy	64 69	
									149	A N.C. A&T	78 85	
									153	H Winthrop	70 81	
									154	A George Washington	51 58	
									215	A Pittsburgh	74 76	
									229	A Georgia St.	52 57	
									235	A Radford	55 72	
									260	A UTSA	50 76	
									264	A Cornell	56 60	
									268	A George Mason	56 57	
									296	H Towson	59 50	
									302	A UNC Wilmington	63 61	
									302	H UNC Wilmington	52 61	
									315	N Austin Peay	88 76	
LAST 12 Division I GAMES:												
268	A	George Mason	56	57	76	H	Drexel	46	58			
229	A	Georgia St.	52	57	99	A	James Madison	52	82			
99	H	James Madison	63	68	106	A	Northeastern	69	71			
302	A	UNC Wilmington	63	61	302	H	UNC Wilmington	52	61			
136	H	Old Dominion	73	69	128	A	Hofstra	53	56			
296	H	Towson	59	50	153	H	Winthrop	70	81			

Non-Div I Games: Virginia Union 78 44

William & Mary

■ Loss,
 ■ Non-Conf,
 ■ S Site,
 ■ H Home
 ■ A Away
 N Neutral

Winthrop

Average RPI Win: 257

Average RPI Loss: 140

WON-LOST

WINNING

LAST 10

Through Games Of Sunday, February 10, 2013

STRENGTH OF

OPP. STRENGTH

TEAM

ADJ.

CONF.

ADJ CONF.

RECORD

PCT. RANK

GAMES

SCHEDULE

OF SCHEDULE

RPI

RPI

RPI

RPI

DIV. I ONLY	14- 9	106	8- 2	289	264	153	153	28	28
DIV. I NON-CONF.	5- 6	189	1- 1	311	161	211	211	29	29
TOTALS	RPI 1-25	RPI 26-50	W-L RECORDS	RPI 51-100	RPI 101-150	RPI 150+			
14- 9	0- 0	0- 1	OVERALL	0- 2	1- 0	13- 6			
4- 2	0- 0	0- 0	HOME	0- 1	1- 0	3- 1			
9- 5	0- 0	0- 0	AWAY	0- 1	0- 0	9- 4			
1- 2	0- 0	0- 1	NEUTRAL	0- 0	0- 0	1- 1			
5- 6	0- 0	0- 1	NON-CONFERENCE	0- 1	0- 0	5- 4			
1- 0	0- 0	0- 0	HOME	0- 0	0- 0	1- 0			
3- 4	0- 0	0- 0	AWAY	0- 1	0- 0	3- 3			
1- 2	0- 0	0- 1	NEUTRAL	0- 0	0- 0	1- 1			
9- 3	0- 0	0- 0	CONFERENCE	0- 1	1- 0	8- 2			
3- 2	0- 0	0- 0	HOME	0- 1	1- 0	2- 1			
6- 1	0- 0	0- 0	AWAY	0- 0	0- 0	6- 1			
0- 0	0- 0	0- 0	NEUTRAL	0- 0	0- 0	0- 0			

RPI 1-25				RPI 26-50				RPI 51-100				RPI 101+ Team's RPI: 153			
RPI	S	Opponent	Score	RPI	S	Opponent	Score	RPI	S	Opponent	Score	RPI	S	Opponent	Score
				50	N	Gonzaga	66 80	72	A	Ohio St.	53 78	108	H	High Point	78 61
								75	H	Liberty	57 90	152	A	South Carolina St.	52 62
												158	A	Bradley	64 80
												160	A	Campbell	76 53
												160	H	Campbell	69 84
												172	N	Mississippi St.	61 59
												180	N	Oregon St.	64 68
												187	A	Saint Louis	53 62
												204	A	Presbyterian	77 42
												204	H	Presbyterian	78 50
												208	A	Col. of Charleston	63 61
												225	A	Longwood	74 79
												290	H	Troy	87 82
												297	A	Coastal Caro.	76 52
												306	A	William & Mary	81 70
												321	A	Charleston So.	73 65
												321	H	Charleston So.	85 65
												325	A	Gardner-Webb	60 55
												341	A	UNC Asheville	65 59
												342	A	N.C. Central	63 44
LAST 12 Division I GAMES:															
				160	H	Campbell	69 84	321	H	Charleston So.	85 65				
				321	A	Charleston So.	73 65	325	A	Gardner-Webb	60 55				
				204	A	Presbyterian	77 42	341	A	UNC Asheville	65 59				
				160	A	Campbell	76 53	152	A	South Carolina St.	52 62				
				297	A	Coastal Caro.	76 52	225	A	Longwood	74 79				
				204	H	Presbyterian	78 50	306	A	William & Mary	81 70				

Non-Div I Games: Saint Augustine's 83 74

Winthrop

Loss, Non-Conf, S Site, H Home A Away N Neutral

Average RPI Win:	144	WON-LOST	WINNING	LAST 10	STRENGTH OF	OPP. STRENGTH	TEAM	ADJ.	CONF.	ADJ CONF.
Average RPI Loss:	49	RECORD	PCT. RANK	GAMES	SCHEDULE	OF SCHEDULE	RPI	RPI	RPI	RPI
DIV. I ONLY	11- 13	186	3- 7	31	18	90	90	2	2	
DIV. I NON-CONF.	8- 5	115	0- 1	107	41	85	85	2	2	
TOTALS	RPI 1-25	RPI 26-50	W-L RECORDS	RPI 51-100	RPI 101-150	RPI 150+				
11- 13	1- 2	1- 6	OVERALL	1- 4	3- 1	5- 0				
9- 4	1- 0	1- 1	HOME	1- 3	2- 0	4- 0				
1- 9	0- 2	0- 5	AWAY	0- 1	1- 1	0- 0				
1- 0	0- 0	0- 0	NEUTRAL	0- 0	0- 0	1- 0				
8- 5	0- 0	1- 3	NON-CONFERENCE	0- 1	3- 1	4- 0				
6- 1	0- 0	1- 0	HOME	0- 1	2- 0	3- 0				
1- 4	0- 0	0- 3	AWAY	0- 0	1- 1	0- 0				
1- 0	0- 0	0- 0	NEUTRAL	0- 0	0- 0	1- 0				
3- 8	1- 2	0- 3	CONFERENCE	1- 3	0- 0	1- 0				
3- 3	1- 0	0- 1	HOME	1- 2	0- 0	1- 0				
0- 5	0- 2	0- 2	AWAY	0- 1	0- 0	0- 0				
0- 0	0- 0	0- 0	NEUTRAL	0- 0	0- 0	0- 0				

RPI 1-25				RPI 26-50				RPI 51-100				RPI 101+			
RPI	S	Opponent	Score	RPI	S	Opponent	Score	RPI	S	Opponent	Score	RPI	S	Opponent	Score
5	A	Penn St.	40 84	26	A	Green Bay	38 53	54	H	Illinois	56 64	120	H	Eastern Ill.	76 47
5	H	Penn St.	63 61	29	A	Michigan	43 54	61	H	Washington	55 60	125	A	Virginia Tech	38 47
25	A	Nebraska	52 70	33	A	Iowa	60 71	71	H	Minnesota	55 60	129	A	Washington St.	52 44
				33	H	Iowa	56 65	72	A	Ohio St.	59 65	133	H	Alabama	69 50
				45	H	Marquette	71 68	72	H	Ohio St.	68 49	168	H	Evansville	73 55
				49	A	Miami (FL)	44 67					184	H	Indiana	65 53
				50	A	Gonzaga	53 62					192	H	Fla. Atlantic	82 73
												250	H	Milwaukee	74 56
												283	N	Delaware St.	83 54
LAST 12 Division I GAMES:															
184	H	Indiana	65 53	5	A	Penn St.	40 84								
72	A	Ohio St.	59 65	29	A	Michigan	43 54								
54	H	Illinois	56 64	33	H	Iowa	56 65								
5	H	Penn St.	63 61	71	H	Minnesota	55 60								
33	A	Iowa	60 71	25	A	Nebraska	52 70								
72	H	Ohio St.	68 49	49	A	Miami (FL)	44 67								

Non-Div I Games:

Wisconsin

Average RPI Win: 281	WON-LOST	WINNING	LAST 10	STRENGTH OF	OPP. STRENGTH	TEAM	ADJ.	CONF.	ADJ CONF.
Average RPI Loss: 196	RECORD	PCT. RANK	GAMES	SCHEDULE	OF SCHEDULE	RPI	RPI	RPI	RPI
DIV. I ONLY	6- 14	291	1- 9	333	302	317	317	20	20
DIV. I NON-CONF.	5- 3	112	0- 2	345	312	290	290	26	26
TOTALS	RPI 1-25	RPI 26-50	W-L RECORDS	RPI 51-100	RPI 101-150	RPI 150+			
6- 14	0- 0	0- 2	OVERALL	0- 1	1- 2	5- 9			
2- 7	0- 0	0- 1	HOME	0- 1	0- 1	2- 4			
3- 7	0- 0	0- 1	AWAY	0- 0	1- 1	2- 5			
1- 0	0- 0	0- 0	NEUTRAL	0- 0	0- 0	1- 0			
5- 3	0- 0	0- 0	NON-CONFERENCE	0- 0	1- 1	4- 2			
1- 1	0- 0	0- 0	HOME	0- 0	0- 0	1- 1			
3- 2	0- 0	0- 0	AWAY	0- 0	1- 1	2- 1			
1- 0	0- 0	0- 0	NEUTRAL	0- 0	0- 0	1- 0			
1- 11	0- 0	0- 2	CONFERENCE	0- 1	0- 1	1- 7			
1- 6	0- 0	0- 1	HOME	0- 1	0- 1	1- 3			
0- 5	0- 0	0- 1	AWAY	0- 0	0- 0	0- 4			
0- 0	0- 0	0- 0	NEUTRAL	0- 0	0- 0	0- 0			

RPI S	Opponent	Score	RPI S	Opponent	Score	RPI S	Opponent	Score	RPI S	Opponent	Score	Team's RPI: 317
47	A Chattanooga	54 68	47	H Chattanooga	44 63	77	H Davidson	45 58	122	A North Carolina St.	45 85	
									124	H Appalachian St.	65 68	
									133	A Alabama	58 52	
									151	H Elon	57 67	
									205	A Furman	61 70	
									208	H Col. of Charleston	56 55	
									219	A Seton Hall	53 57	
									242	A Samford	46 52	
									242	H Samford	45 59	
									313	A Ga. Southern	58 61	
									314	A Western Caro.	40 54	
									319	H UNC Greensboro	75 87	
									325	H Gardner-Webb	57 62	
									328	H Kennesaw St.	66 49	
									333	N Maine	79 76	
									341	A UNC Asheville	58 54	
									342	A N.C. Central	50 39	
LAST 12 Division I GAMES:												
47	H Chattanooga	44 63	124	H Appalachian St.	65 68							
242	H Samford	45 59	77	H Davidson	45 58							
319	H UNC Greensboro	75 87	151	H Elon	57 67							
205	A Furman	61 70	314	A Western Caro.	40 54							
208	H Col. of Charleston	56 55	219	A Seton Hall	53 57							
313	A Ga. Southern	58 61	325	H Gardner-Webb	57 62							

Non-Div I Games:

Wofford

Average RPI Win: 227	WON-LOST	WINNING	LAST 10	STRENGTH OF	OPP. STRENGTH	TEAM	ADJ.	CONF.	ADJ CONF.
Average RPI Loss: 109	RECORD	PCT. RANK	GAMES	SCHEDULE	OF SCHEDULE	RPI	RPI	RPI	RPI
DIV. I ONLY	9- 12	205	4- 6	76	180	159	159	13	13
DIV. I NON-CONF.	5- 7	210	1- 2	94	201	170	170	12	12
TOTALS	RPI 1-25	RPI 26-50	W-L RECORDS	RPI 51-100	RPI 101-150	RPI 150+			
9- 12	0- 1	0- 2	OVERALL	0- 3	2- 4	7- 2			
5- 6	0- 1	0- 1	HOME	0- 2	1- 2	4- 0			
4- 6	0- 0	0- 1	AWAY	0- 1	1- 2	3- 2			
0- 0	0- 0	0- 0	NEUTRAL	0- 0	0- 0	0- 0			
5- 7	0- 1	0- 0	NON-CONFERENCE	0- 2	2- 3	3- 1			
3- 3	0- 1	0- 0	HOME	0- 1	1- 1	2- 0			
2- 4	0- 0	0- 0	AWAY	0- 1	1- 2	1- 1			
0- 0	0- 0	0- 0	NEUTRAL	0- 0	0- 0	0- 0			
4- 5	0- 0	0- 2	CONFERENCE	0- 1	0- 1	4- 1			
2- 3	0- 0	0- 1	HOME	0- 1	0- 1	2- 0			
2- 2	0- 0	0- 1	AWAY	0- 0	0- 0	2- 1			
0- 0	0- 0	0- 0	NEUTRAL	0- 0	0- 0	0- 0			

RPI 1-25				RPI 26-50				RPI 51-100				RPI 101+ Team's RPI: 159			
RPI	S	Opponent	Score	RPI	S	Opponent	Score	RPI	S	Opponent	Score	RPI	S	Opponent	Score
18	H	Dayton	73 95	26	A	Green Bay	44 71	70	H	Youngstown St.	47 66	103	H	Detroit	76 86
				26	H	Green Bay	48 70	72	A	Ohio St.	52 82	126	H	Saint Francis (PA)	81 98
								88	H	Western Ky.	67 84	130	A	Akron	73 71
												141	H	IUPUI	75 71
												147	A	Memphis	68 109
												150	A	Miami (OH)	54 72
												213	H	Valparaiso	67 66
												222	A	Xavier	66 65
												226	A	Cleveland St.	63 68
												250	A	Milwaukee	71 61
												254	H	Buffalo	66 51
												255	A	Loyola Chicago	67 56
												261	A	Southeast Mo. St.	66 78
												279	H	Ill.-Chicago	59 51
												299	H	Morehead St.	53 46
LAST 12 Division I GAMES:															
226	A	Cleveland St.	63 68	103	H	Detroit	76 86								
70	H	Youngstown St.	47 66	26	A	Green Bay	44 71								
213	H	Valparaiso	67 66	250	A	Milwaukee	71 61								
26	H	Green Bay	48 70	147	A	Memphis	68 109								
279	H	Ill.-Chicago	59 51	299	H	Morehead St.	53 46								
255	A	Loyola Chicago	67 56	126	H	Saint Francis (PA)	81 98								

Non-Div I Games: Urbana 78 61

Wright St.

■ Loss,
 ■ Non-Conf, S Site,
 ■ Home
 ■ Away
 N Neutral

Wyoming

Average RPI Win: 214

Average RPI Loss: 104

WON-LOST

WINNING

LAST 10

Through Games Of Sunday, February 10, 2013

STRENGTH OF

OPP. STRENGTH

TEAM

ADJ.

CONF.

ADJ CONF.

RECORD

PCT. RANK

GAMES

SCHEDULE

OF SCHEDULE

RPI

RPI

RPI

RPI

DIV. I ONLY

17- 4

28

7- 2

265

124

66

66

17

17

DIV. I NON-CONF.

10- 2

28

2- 0

236

60

52

52

17

17

TOTALS

RPI 1-25

RPI 26-50

W-L RECORDS

RPI 51-100

RPI 101-150

RPI 150+

17- 4

0- 0

0- 2

OVERALL

2- 1

2- 0

13- 1

10- 0

0- 0

0- 0

HOME

1- 0

1- 0

8- 0

6- 4

0- 0

0- 2

AWAY

1- 1

1- 0

4- 1

1- 0

0- 0

0- 0

NEUTRAL

0- 0

0- 0

1- 0

10- 2

0- 0

0- 1

NON-CONFERENCE

1- 1

2- 0

7- 0

5- 0

0- 0

0- 0

HOME

0- 0

1- 0

4- 0

4- 2

0- 0

0- 1

AWAY

1- 1

1- 0

2- 0

1- 0

0- 0

0- 0

NEUTRAL

0- 0

0- 0

1- 0

7- 2

0- 0

0- 1

CONFERENCE

1- 0

0- 0

6- 1

5- 0

0- 0

0- 0

HOME

1- 0

0- 0

4- 0

2- 2

0- 0

0- 1

AWAY

0- 0

0- 0

2- 1

0- 0

0- 0

0- 0

NEUTRAL

0- 0

0- 0

0- 0

RPI 1-25

RPI 26-50

RPI 51-100

Team's RPI: 66

RPI 101+

RPI S Opponent Score

RPI S Opponent Score

RPI S Opponent Score

RPI S Opponent Score

27 A Colorado 59 68

79 A Montana 58 56

113 A Montana St. 68 60

43 A San Diego St. 43 66

95 H Fresno St. 78 71

146 H Idaho 86 53

97 A Bowling Green 69 79

206 H Loyola Marymount 84 68

209 A New Mexico 72 54

211 A Ball St. 64 61

216 H Denver 81 66

219 N Seton Hall 55 45

227 H Eastern Mich. 73 50

233 A Pepperdine 72 50

238 H Colorado St. 82 67

245 H UNLV 76 54

247 A Boise St. 68 70

247 H Boise St. 77 60

298 H Nevada 92 41

323 A Air Force 86 48

329 H Weber St. 77 62

LAST 12 Division I GAMES:

247 H Boise St. 77 60

95 H Fresno St. 78 71

238 H Colorado St. 82 67

298 H Nevada 92 41

209 A New Mexico 72 54

247 A Boise St. 68 70

323 A Air Force 86 48

206 H Loyola Marymount 84 68

245 H UNLV 76 54

211 A Ball St. 64 61

43 A San Diego St. 43 66

97 A Bowling Green 69 79

W
Y
O
M
I
N
GW
Y
O
M
I
N
G

Non-Div I Games: South Dakota Mines 87 38

Wyoming

Loss, Non-Conf, S Site, H Home A Away N Neutral

Page 342

Average RPI Win: 219	WON-LOST	WINNING	LAST 10	STRENGTH OF	OPP. STRENGTH	TEAM	ADJ.	CONF.	ADJ CONF.
Average RPI Loss: 101	RECORD	PCT. RANK	GAMES	SCHEDULE	OF SCHEDULE	RPI	RPI	RPI	RPI
DIV. I ONLY	8- 15	260	2- 8	86	108	222	222	8	8
DIV. I NON-CONF.	6- 8	205	1- 2	160	134	219	219	8	8
TOTALS	RPI 1-25	RPI 26-50	W-L RECORDS	RPI 51-100	RPI 101-150	RPI 150+			
8- 15	0- 2	0- 2	OVERALL	0- 4	1- 3	7- 4			
6- 8	0- 1	0- 2	HOME	0- 1	1- 1	5- 3			
1- 7	0- 1	0- 0	AWAY	0- 3	0- 2	1- 1			
1- 0	0- 0	0- 0	NEUTRAL	0- 0	0- 0	1- 0			
6- 8	0- 1	0- 1	NON-CONFERENCE	0- 2	1- 1	5- 3			
4- 5	0- 1	0- 1	HOME	0- 0	1- 1	3- 2			
1- 3	0- 0	0- 0	AWAY	0- 2	0- 0	1- 1			
1- 0	0- 0	0- 0	NEUTRAL	0- 0	0- 0	1- 0			
2- 7	0- 1	0- 1	CONFERENCE	0- 2	0- 2	2- 1			
2- 3	0- 0	0- 1	HOME	0- 1	0- 0	2- 1			
0- 4	0- 1	0- 0	AWAY	0- 1	0- 2	0- 0			
0- 0	0- 0	0- 0	NEUTRAL	0- 0	0- 0	0- 0			

RPI 1-25				RPI 26-50				RPI 51-100				RPI 101+ Team's RPI: 222			
RPI	S	Opponent	Score	RPI	S	Opponent	Score	RPI	S	Opponent	Score	RPI	S	Opponent	Score
11	H	Duke	59 82	29	H	Michigan	53 62	55	A	Middle Tenn.	48 63	104	A	Richmond	63 73
18	A	Dayton	68 78	31	H	Duquesne	54 56	56	A	Charlotte	55 67	108	H	High Point	77 48
								57	A	Virginia	45 54	110	A	Butler	67 71
								82	H	Fordham	41 48	124	H	Appalachian St.	73 77
												159	H	Wright St.	65 66
												173	A	Cincinnati	69 67
												184	A	Indiana	55 66
												187	H	Saint Louis	49 66
												188	H	Bucknell	71 62
												203	H	La Salle	58 53
												217	H	St. Bonaventure	58 50
												265	N	Northern Ill.	66 54
												299	H	Morehead St.	73 58
												302	H	UNC Wilmington	62 52
												312	H	Ohio	62 68
LAST 12 Division I GAMES:															
203	H	La Salle	58 53	56	A	Charlotte	55 67								
18	A	Dayton	68 78	110	A	Butler	67 71								
217	H	St. Bonaventure	58 50	31	H	Duquesne	54 56								
187	H	Saint Louis	49 66	312	H	Ohio	62 68								
104	A	Richmond	63 73	57	A	Virginia	45 54								
82	H	Fordham	41 48	265	N	Northern Ill.	66 54								

Non-Div I Games:

Xavier

Average RPI Win:	213	WON-LOST	WINNING	LAST 10	STRENGTH OF	OPP. STRENGTH	TEAM	ADJ.	CONF.	ADJ CONF.
Average RPI Loss:	121	RECORD	PCT. RANK	GAMES	SCHEDULE	OF SCHEDULE	RPI	RPI	RPI	RPI
DIV. I ONLY	7- 13	255	4- 6	71	178	199	199	19	19	
DIV. I NON-CONF.	5- 9	239	3- 3	45	199	159	159	18	18	
TOTALS	RPI 1-25	RPI 26-50	W-L RECORDS	RPI 51-100	RPI 101-150	RPI 150+				
7- 13	0- 1	0- 3	OVERALL	1- 2	0- 2	6- 5				
4- 7	0- 1	0- 1	HOME	1- 2	0- 0	3- 3				
3- 6	0- 0	0- 2	AWAY	0- 0	0- 2	3- 2				
0- 0	0- 0	0- 0	NEUTRAL	0- 0	0- 0	0- 0				
5- 9	0- 0	0- 3	NON-CONFERENCE	1- 1	0- 2	4- 3				
3- 3	0- 0	0- 1	HOME	1- 1	0- 0	2- 1				
2- 6	0- 0	0- 2	AWAY	0- 0	0- 2	2- 2				
0- 0	0- 0	0- 0	NEUTRAL	0- 0	0- 0	0- 0				
2- 4	0- 1	0- 0	CONFERENCE	0- 1	0- 0	2- 2				
1- 4	0- 1	0- 0	HOME	0- 1	0- 0	1- 2				
1- 0	0- 0	0- 0	AWAY	0- 0	0- 0	1- 0				
0- 0	0- 0	0- 0	NEUTRAL	0- 0	0- 0	0- 0				

RPI 1-25				RPI 26-50				RPI 51-100				RPI 101+ Team's RPI: 199			
RPI	S	Opponent	Score	RPI	S	Opponent	Score	RPI	S	Opponent	Score	RPI	S	Opponent	Score
20	H	Princeton	53 99	28	A	DePaul	80 95	58	H	Quinnipiac	62 89	107	A	Northwestern	75 83
				38	A	Georgetown	67 90	82	H	Fordham	67 53	127	A	Sacred Heart	62 67
				44	H	Marist	50 62	84	H	Harvard	54 67	162	A	Holy Cross	71 87
												179	A	Army	47 53
												181	H	Houston	84 82
												183	H	Dartmouth	48 63
												188	H	Bucknell	82 62
												201	H	Penn	65 56
												253	H	New Hampshire	51 57
												270	A	St. Francis Brooklyn	66 62
												278	A	Bryant	78 65
												294	A	Brown	59 47
												294	H	Brown	67 68
LAST 12 Division I GAMES:															
20	H	Princeton	53 99	278	A	Bryant	78 65								
201	H	Penn	65 56	188	H	Bucknell	82 62								
183	H	Dartmouth	48 63	127	A	Sacred Heart	62 67								
84	H	Harvard	54 67	38	A	Georgetown	67 90								
294	A	Brown	59 47	44	H	Marist	50 62								
294	H	Brown	67 68	270	A	St. Francis Brooklyn	66 62								

Non-Div I Games:

Yale

Average RPI Win:	203	WON-LOST	WINNING	LAST 10	STRENGTH OF	OPP. STRENGTH	TEAM	ADJ.	CONF.	ADJ CONF.
Average RPI Loss:	134	RECORD	PCT. RANK	GAMES	SCHEDULE	OF SCHEDULE	RPI	RPI	RPI	RPI
DIV. I ONLY	15- 5	43	8- 2	182	162	70	70	13	13	
DIV. I NON-CONF.	9- 3	55	3- 1	176	189	56	56	12	12	
TOTALS	RPI 1-25	RPI 26-50	W-L RECORDS	RPI 51-100	RPI 101-150	RPI 150+				
15- 5	0- 0	0- 2	OVERALL	0- 0	4- 0	11- 3				
7- 1	0- 0	0- 1	HOME	0- 0	2- 0	5- 0				
8- 4	0- 0	0- 1	AWAY	0- 0	2- 0	6- 3				
0- 0	0- 0	0- 0	NEUTRAL	0- 0	0- 0	0- 0				
9- 3	0- 0	0- 1	NON-CONFERENCE	0- 0	3- 0	6- 2				
4- 0	0- 0	0- 0	HOME	0- 0	1- 0	3- 0				
5- 3	0- 0	0- 1	AWAY	0- 0	2- 0	3- 2				
0- 0	0- 0	0- 0	NEUTRAL	0- 0	0- 0	0- 0				
6- 2	0- 0	0- 1	CONFERENCE	0- 0	1- 0	5- 1				
3- 1	0- 0	0- 1	HOME	0- 0	1- 0	2- 0				
3- 1	0- 0	0- 0	AWAY	0- 0	0- 0	3- 1				
0- 0	0- 0	0- 0	NEUTRAL	0- 0	0- 0	0- 0				

RPI S	Opponent	Score	RPI S	Opponent	Score	RPI S	Opponent	Score	RPI S	Opponent	Score
			26	H Green Bay	41 59				103	H Detroit	58 53
			41	A West Virginia	57 90				130	H Akron	80 71
									141	A IUPUI	58 57
									150	A Miami (OH)	76 56
									159	A Wright St.	66 47
									173	A Cincinnati	46 57
									188	H Bucknell	69 51
									198	H Stony Brook	76 43
									213	A Valparaiso	59 67
									214	A VCU	58 45
									215	A Pittsburgh	64 50
									218	A Northern Ky.	64 66
									226	A Cleveland St.	72 63
									250	H Milwaukee	67 50
									254	A Buffalo	60 50
									255	H Loyola Chicago	75 38
									278	H Bryant	75 59
									279	A Ill.-Chicago	67 54
LAST 12 Division I GAMES:											
			103	H Detroit	58 53				250	H Milwaukee	67 50
			159	A Wright St.	66 47				213	A Valparaiso	59 67
			279	A Ill.-Chicago	67 54				214	A VCU	58 45
			255	H Loyola Chicago	75 38				188	H Bucknell	69 51
			226	A Cleveland St.	72 63				130	H Akron	80 71
			26	H Green Bay	41 59				41	A West Virginia	57 90

Non-Div I Games: Wilmington (OH) 83 52

Youngstown St.

■ Loss,
 ■ Non-Conf, S Site,
 ■ Home
 ■ Away
 N Neutral