

Non-Conference Games				Through Games of April 7, 2019						
Average RPI Win:	266	WON-LOST	WINNING	LAST 10	STRENGTH OF	OPP. STRENGTH	TEAM	ADJ.	CONF.	ADJ CONF.
Average RPI Loss:	214	RECORD	PCT. RANK	GAMES	SCHEDULE	OF SCHEDULE	RPI	RPI	RPI	RPI
DIV. I ONLY	15- 14	163	6- 4	334	309	257	257	27	27	
DIV. I NON-CONF.	3- 7	250	0- 0	313	288	311	311	27	27	

TOTALS	RPI 1-25	RPI 26-50		W-L RECORDS		RPI 51-100	RPI 101-150	RPI 150+		
15- 14	0- 0	0- 0		OVERALL		0- 0	0- 2	15- 12		
8- 6	0- 0	0- 0		HOME		0- 0	0- 1	8- 5		
6- 7	0- 0	0- 0		AWAY		0- 0	0- 1	6- 6		
1- 1	0- 0	0- 0		NEUTRAL		0- 0	0- 0	1- 1		
3- 7	0- 0	0- 0		NON-CONFERENCE		0- 0	0- 0	3- 7		
1- 4	0- 0	0- 0		HOME		0- 0	0- 0	1- 4		
1- 3	0- 0	0- 0		AWAY		0- 0	0- 0	1- 3		
1- 0	0- 0	0- 0		NEUTRAL		0- 0	0- 0	1- 0		
12- 7	0- 0	0- 0		CONFERENCE		0- 0	0- 2	12- 5		
7- 2	0- 0	0- 0		HOME		0- 0	0- 1	7- 1		
5- 4	0- 0	0- 0		AWAY		0- 0	0- 1	5- 3		
0- 1	0- 0	0- 0		NEUTRAL		0- 0	0- 0	0- 1		

[illegible]

Non-Div I Games: Huston-Tillotson 99 33

A&M-Corpus Christi

Loss, Non-Conf, S Site, H Home A Away N Neutral

A
&
M
-
C
o
r
p
u
s
C
h
r
i
s
t
i

A&M-Corpus Christi
RPI S Opponent Score

Through Games Of April 7, 2015

RPI	S	Opponent	Score	
327	A	Southeastern La.	74	53
340	A	Incarnate Word	61	49
340	H	Incarnate Word	63	54

A
&
M
-
C
o
r
p
u
s
C
h
r
i
s
t
i

A&M-Corpus Christi

Average RPI Win: 281	WON-LOST	WINNING	LAST 10	STRENGTH OF	OPP. STRENGTH	TEAM	ADJ.	CONF.	ADJ CONF.
Average RPI Loss: 201	RECORD	PCT. RANK	GAMES	SCHEDULE	OF SCHEDULE	RPI	RPI	RPI	RPI
DIV. I ONLY	13- 12	161	6- 4	346	293	256	256	27	27
DIV. I NON-CONF.	4- 3	136	0- 0	312	250	170	170	27	27
TOTALS	RPI 1-25	RPI 26-50	W-L RECORDS	RPI 51-100	RPI 101-150	RPI 150+			
13- 12	0- 0	0- 0	OVERALL	0- 1	1- 2	12- 9			
6- 5	0- 0	0- 0	HOME	0- 0	1- 1	5- 4			
6- 7	0- 0	0- 0	AWAY	0- 1	0- 1	6- 5			
1- 0	0- 0	0- 0	NEUTRAL	0- 0	0- 0	1- 0			
4- 3	0- 0	0- 0	NON-CONFERENCE	0- 1	1- 1	3- 1			
2- 0	0- 0	0- 0	HOME	0- 0	1- 0	1- 0			
1- 3	0- 0	0- 0	AWAY	0- 1	0- 1	1- 1			
1- 0	0- 0	0- 0	NEUTRAL	0- 0	0- 0	1- 0			
9- 9	0- 0	0- 0	CONFERENCE	0- 0	0- 1	9- 8			
4- 5	0- 0	0- 0	HOME	0- 0	0- 1	4- 4			
5- 4	0- 0	0- 0	AWAY	0- 0	0- 0	5- 4			
0- 0	0- 0	0- 0	NEUTRAL	0- 0	0- 0	0- 0			

RPI 1-25				RPI 26-50				RPI 51-100				RPI 101+ Team's RPI: 256			
RPI	S	Opponent	Score	RPI	S	Opponent	Score	RPI	S	Opponent	Score	RPI	S	Opponent	Score
								70	A	Kansas St.	53 68	122	H	Eastern Wash.	79 72
												132	A	Texas Tech	44 61
												142	H	Stephen F. Austin	69 71
												176	A	Northwestern St.	56 61
												181	A	UTSA	57 70
												198	A	Lamar	72 76
												198	H	Lamar	58 73
												212	A	McNeese St.	75 59
												215	H	Nicholls St.	39 63
												234	N	George Mason	88 86
												253	H	Central Ark.	60 66
												255	A	Houston Baptist	53 50
												255	H	Houston Baptist	68 53
												257	A	A&M-Corpus Christi	40 60
												257	H	A&M-Corpus Christi	76 41
												295	A	Sam Houston St.	63 48
												295	H	Sam Houston St.	58 63
												300	A	New Orleans	50 71
												327	A	Southeastern La.	83 65
												327	H	Southeastern La.	75 74
												340	A	Incarnate Word	72 62
												340	H	Incarnate Word	78 54
												342	A	UMKC	80 55
												345	H	Air Force	80 44
LAST 12 Division I GAMES:															
				257	A	A&M-Corpus Christi	40 60					295	A	Sam Houston St.	63 48
				340	A	Incarnate Word	72 62					327	H	Southeastern La.	75 74
				300	A	New Orleans	50 71					198	H	Lamar	58 73
				255	H	Houston Baptist	68 53					198	A	Lamar	72 76
				327	A	Southeastern La.	83 65					255	A	Houston Baptist	53 50
				257	H	A&M-Corpus Christi	76 41					340	H	Incarnate Word	78 54

Non-Div I Games: Howard Payne 102 60 Angelo St. 70 55 Wayland Baptist 91 64 Southwestern Christ100 52
Abilene Christian

Loss, Non-Conf, S Site, H Home A Away N Neutral

Average RPI Win:	260	WON-LOST	WINNING	LAST 10	STRENGTH OF	OPP. STRENGTH	TEAM	ADJ.	CONF.	ADJ CONF.
Average RPI Loss:	198	RECORD	PCT. RANK	GAMES	SCHEDULE	OF SCHEDULE	RPI	RPI	RPI	RPI
DIV. I ONLY	2- 28	347	0- 10	268	285	345	345	22	22	
DIV. I NON-CONF.	1- 10	329	0- 0	262	348	341	341	21	21	
TOTALS	RPI 1-25	RPI 26-50	W-L RECORDS	RPI 51-100	RPI 101-150	RPI 150+				
2- 28	0- 0	0- 0	OVERALL	0- 3	0- 7	2- 18				
2- 11	0- 0	0- 0	HOME	0- 2	0- 2	2- 7				
0- 16	0- 0	0- 0	AWAY	0- 1	0- 5	0- 10				
0- 1	0- 0	0- 0	NEUTRAL	0- 0	0- 0	0- 1				
1- 10	0- 0	0- 0	NON-CONFERENCE	0- 0	0- 3	1- 7				
1- 3	0- 0	0- 0	HOME	0- 0	0- 0	1- 3				
0- 7	0- 0	0- 0	AWAY	0- 0	0- 3	0- 4				
0- 0	0- 0	0- 0	NEUTRAL	0- 0	0- 0	0- 0				
1- 18	0- 0	0- 0	CONFERENCE	0- 3	0- 4	1- 11				
1- 8	0- 0	0- 0	HOME	0- 2	0- 2	1- 4				
0- 9	0- 0	0- 0	AWAY	0- 1	0- 2	0- 6				
0- 1	0- 0	0- 0	NEUTRAL	0- 0	0- 0	0- 1				

RPI S	Opponent	Score	RPI S	Opponent	Score	RPI S	Opponent	Score	RPI S	Opponent	Score	Team's RPI: 345
57	H Fresno St.	41	61	96	A Colorado St.	42	62	96	H Colorado St.	49	85	
101	A Army	35	79	102	A Northern Colo.	35	76	110	A New Mexico	46	69	
110	H New Mexico	47	70	111	A Boise St.	54	81	111	H Boise St.	69	88	
144	A Bakersfield	56	96	179	A SIUE	51	86	213	A Wyoming	51	74	
213	N Wyoming	48	70	223	H Santa Clara	64	85	225	A San Diego St.	47	70	
225	H San Diego St.	65	74	227	A San Jose St.	64	91	227	H San Jose St.	83	80	
237	A UNLV	61	82	237	H UNLV	79	91	254	H Southern Utah	57	73	
256	A Abilene Christian	44	80	258	H Weber St.	53	71	278	A Utah St.	50	84	
278	H Utah St.	53	69	287	A Nevada	42	74	287	H Nevada	53	76	
293	H Omaha	65	57	308	A Denver	66	107					
LAST 12 Division I GAMES:												
213	N Wyoming	48	70	111	H Boise St.	69	88	213	A Wyoming	51	74	
57	H Fresno St.	41	61	110	A New Mexico	46	69	237	H UNLV	79	91	
278	A Utah St.	50	84	227	H San Jose St.	83	80	111	A Boise St.	54	81	
287	A Nevada	42	74									
96	H Colorado St.	49	85									
237	A UNLV	61	82									

Non-Div I Games:

Air Force

■ Loss,
 ■ Non-Conf,
 ■ S Site,
 ■ Home
 ■ A Away
 N Neutral

A
i
r
F
o
r
c
e

RPI S Opponent Score

Through Games Of April 7, 2015

RPI	S	Opponent	Score
330	A	Utah Valley	44 58

A
i
r
F
o
r
c
e

Air Force

Average RPI Win: 214	WON-LOST	WINNING	LAST 10	STRENGTH OF	OPP. STRENGTH	TEAM	ADJ.	CONF.	ADJ CONF.
Average RPI Loss: 107	RECORD	PCT. RANK	GAMES	SCHEDULE	OF SCHEDULE	RPI	RPI	RPI	RPI
DIV. I ONLY	21- 9	51	5- 5	230	165	95	95	14	14
DIV. I NON-CONF.	9- 2	28	0- 1	283	173	74	74	16	16
TOTALS	RPI 1-25	RPI 26-50	W-L RECORDS	RPI 51-100	RPI 101-150	RPI 150+			
21- 9	0- 0	0- 2	OVERALL	1- 3	7- 3	13- 1			
12- 2	0- 0	0- 1	HOME	1- 0	5- 1	6- 0			
7- 6	0- 0	0- 1	AWAY	0- 2	1- 2	6- 1			
2- 1	0- 0	0- 0	NEUTRAL	0- 1	1- 0	1- 0			
9- 2	0- 0	0- 0	NON-CONFERENCE	0- 2	3- 0	6- 0			
5- 0	0- 0	0- 0	HOME	0- 0	2- 0	3- 0			
2- 2	0- 0	0- 0	AWAY	0- 2	0- 0	2- 0			
2- 0	0- 0	0- 0	NEUTRAL	0- 0	1- 0	1- 0			
12- 7	0- 0	0- 2	CONFERENCE	1- 1	4- 3	7- 1			
7- 2	0- 0	0- 1	HOME	1- 0	3- 1	3- 0			
5- 4	0- 0	0- 1	AWAY	0- 0	1- 2	4- 1			
0- 1	0- 0	0- 0	NEUTRAL	0- 1	0- 0	0- 0			

RPI S	Opponent	Score	RPI S	Opponent	Score	RPI S	Opponent	Score	RPI S	Opponent	Score
50	A Ohio	60 72	50	H Ohio	55 71	70	A Kansas St.	68 86	103	A Western Mich.	61 67
						85	H Eastern Mich.	65 48	103	H Western Mich.	69 66
						85	N Eastern Mich.	66 95	129	A Buffalo	80 87
						91	A Youngstown St.	62 75	129	H Buffalo	81 70
									130	H Ball St.	73 77
									134	A Toledo	102 101
									134	H Toledo	82 56
									135	H UNI	82 73
									143	H Northern Ky.	82 49
									147	N Siena	90 74
									172	N Belmont	73 58
									183	A Central Mich.	74 72
									247	H Morehead St.	89 61
									259	A Northern Ill.	56 62
									262	A Bethune-Cookman	81 63
									272	A UCF	73 64
									280	A Miami (OH)	65 47
									280	H Miami (OH)	67 55
									284	H Valparaiso	100 65
									290	A Kent St.	54 53
									290	H Kent St.	74 67
									299	A Bowling Green	79 71
									299	H Bowling Green	67 59
									324	H Binghamton	80 49

LAST 12 Division I GAMES:

70	A Kansas St.	68 86	50	H Ohio	55 71
85	N Eastern Mich.	66 95	134	H Toledo	82 56
299	A Bowling Green	79 71	129	H Buffalo	81 70
280	H Miami (OH)	67 55	259	A Northern Ill.	56 62
129	A Buffalo	80 87	103	H Western Mich.	69 66
290	A Kent St.	54 53	290	H Kent St.	74 67

Non-Div I Games: Ohio Christian 97 62

Akron

■ Loss,
 ■ Non-Conf, S Site,
 ■ Home
 ■ Away
 N Neutral

Alabama

Through Games Of April 7, 2015

Average RPI Win:	216	WON-LOST	WINNING	LAST 10	STRENGTH OF	OPP. STRENGTH	TEAM	ADJ.	CONF.	ADJ CONF.
Average RPI Loss:	65	RECORD	PCT. RANK	GAMES	SCHEDULE	OF SCHEDULE	RPI	RPI	RPI	RPI
DIV. I ONLY	13- 19	238	1- 9	75	67	200	200	3	3	
DIV. I NON-CONF.	11- 4	57	0- 0	270	261	167	167	3	3	
TOTALS	RPI 1-25	RPI 26-50	W-L RECORDS	RPI 51-100	RPI 101-150	RPI 150+				
13- 19	0- 5	1- 5	OVERALL	2- 5	2- 0	8- 4				
10- 9	0- 3	1- 2	HOME	1- 1	1- 0	7- 3				
1- 8	0- 2	0- 2	AWAY	0- 3	1- 0	0- 1				
2- 2	0- 0	0- 1	NEUTRAL	1- 1	0- 0	1- 0				
11- 4	0- 1	1- 1	NON-CONFERENCE	1- 0	2- 0	7- 2				
8- 3	0- 1	1- 0	HOME	0- 0	1- 0	6- 2				
1- 0	0- 0	0- 0	AWAY	0- 0	1- 0	0- 0				
2- 1	0- 0	0- 1	NEUTRAL	1- 0	0- 0	1- 0				
2- 15	0- 4	0- 4	CONFERENCE	1- 5	0- 0	1- 2				
2- 6	0- 2	0- 2	HOME	1- 1	0- 0	1- 1				
0- 8	0- 2	0- 2	AWAY	0- 3	0- 0	0- 1				
0- 1	0- 0	0- 0	NEUTRAL	0- 1	0- 0	0- 0				

RPI	S	Opponent	Score	RPI	S	Opponent	Score	RPI	S	Opponent	Score	RPI	S	Opponent	Score	Team's RPI: 200
3	A	Tennessee	56 77	28	A	Mississippi St.	50 66	60	A	LSU	39 51	104	A	Kansas	85 80	
4	A	South Carolina	54 85	28	H	Mississippi St.	55 57	61	A	Georgia	47 64	137	H	UT Martin	68 55	
4	H	South Carolina	59 102	30	N	Quinnipiac	66 73	67	H	Vanderbilt	52 55	151	A	Auburn	73 80	
12	H	Kentucky	66 78	34	A	Texas A&M	49 70	67	N	Vanderbilt	56 66	151	H	Auburn	51 50	
15	H	Duke	40 90	40	H	Arkansas	42 53	90	H	Missouri	67 64	159	H	Florida	49 53	
				41	H	Nebraska	53 51	94	A	Ole Miss	63 77	173	H	Mercer	39 46	
								98	N	Temple	58 51	208	H	Jacksonville St.	62 64	
												222	H	USC Upstate	74 65	
												296	N	Georgetown	72 58	
												300	H	New Orleans	87 58	
												337	H	Florida A&M	60 44	
												338	H	Ark.-Pine Bluff	71 27	
												346	H	Alabama A&M	75 44	
												349	H	Mississippi Val.	71 40	
LAST 12 Division I GAMES:																
		67 N Vanderbilt	56 66			90 H Missouri	67 64									
		151 A Auburn	73 80			60 A LSU	39 51									
		159 H Florida	49 53			40 H Arkansas	42 53									
		28 H Mississippi St.	55 57			4 A South Carolina	54 85									
		3 A Tennessee	56 77			67 H Vanderbilt	52 55									
		34 A Texas A&M	49 70			151 H Auburn	51 50									

Non-Div I Games:

Alabama

■ Loss,
 ■ Non-Conf,
 ■ S Site,
 ■ H Home
 ■ A Away
 N Neutral

Average RPI Win:	293	WON-LOST	WINNING	LAST 10	STRENGTH OF	OPP. STRENGTH	TEAM	ADJ.	CONF.	ADJ CONF.
Average RPI Loss:	235	RECORD	PCT. RANK	GAMES	SCHEDULE	OF SCHEDULE	RPI	RPI	RPI	RPI
DIV. I ONLY	6- 24	314	2- 8	335	348	346	346	32	32	
DIV. I NON-CONF.	1- 10	329	0- 0	225	307	334	334	31	31	
TOTALS	RPI 1-25	RPI 26-50	W-L RECORDS	RPI 51-100	RPI 101-150	RPI 150+				
6- 24	0- 0	0- 1	OVERALL	0- 1	0- 2	6- 20				
5- 8	0- 0	0- 0	HOME	0- 0	0- 2	5- 6				
1- 15	0- 0	0- 1	AWAY	0- 1	0- 0	1- 13				
0- 1	0- 0	0- 0	NEUTRAL	0- 0	0- 0	0- 1				
1- 10	0- 0	0- 1	NON-CONFERENCE	0- 1	0- 2	1- 6				
1- 3	0- 0	0- 0	HOME	0- 0	0- 2	1- 1				
0- 7	0- 0	0- 1	AWAY	0- 1	0- 0	0- 5				
0- 0	0- 0	0- 0	NEUTRAL	0- 0	0- 0	0- 0				
5- 14	0- 0	0- 0	CONFERENCE	0- 0	0- 0	5- 14				
4- 5	0- 0	0- 0	HOME	0- 0	0- 0	4- 5				
1- 8	0- 0	0- 0	AWAY	0- 0	0- 0	1- 8				
0- 1	0- 0	0- 0	NEUTRAL	0- 0	0- 0	0- 1				

RPI S	Opponent	Score	RPI S	Opponent	Score	RPI S	Opponent	Score	RPI S	Opponent	Score	Team's RPI: 346
29	A Western Ky.	44 96	94	A Ole Miss	47 71	120	H East Tenn. St.	64 88				
						121	H Louisiana Tech	68 70				
						165	H Kennesaw St.	73 66				
						177	A Texas Southern	54 67				
						177	H Texas Southern	46 83				
						200	A Alabama	44 75				
						204	A Samford	50 61				
						229	A Southern U.	53 84				
						229	H Southern U.	55 77				
						246	A Alabama St.	52 64				
						246	H Alabama St.	59 50				
						251	A Prairie View	64 81				
						251	H Prairie View	71 81				
						274	A Jackson St.	58 66				
						274	H Jackson St.	71 75				
						274	N Jackson St.	82 89				
						281	A South Carolina St.	62 69				
						285	H Eastern Ky.	56 62				
						313	A Grambling	64 65				
						313	H Grambling	59 56				
						317	A Alcorn	49 73				
						317	H Alcorn	55 58				
						318	A Southeast Mo. St.	38 66				
						331	A Murray St.	81 102				
						338	A Ark.-Pine Bluff	69 70				
						338	H Ark.-Pine Bluff	72 48				
LAST 12 Division I GAMES:												
274	N	Jackson St.	82	89	229	A	Southern U.	53	84			
313	A	Grambling	64	65	246	A	Alabama St.	52	64			
274	A	Jackson St.	58	66	338	H	Ark.-Pine Bluff	72	48			
177	H	Texas Southern	46	83	349	H	Mississippi Val.	71	51			
251	H	Prairie View	71	81	177	A	Texas Southern	54	67			
317	A	Alcorn	49	73	251	A	Prairie View	64	81			

Non-Div I Games:

Alabama A&M

■ Loss,
 ■ Non-Conf,
 ■ S Site,
 ■ Home
 ■ A Away
 N Neutral

RPI	S	Opponent	Score
349	A	Mississippi Val.	63 58
349	H	Mississippi Val.	71 51

Average RPI Win:	308	WON-LOST	WINNING	LAST 10	STRENGTH OF	OPP. STRENGTH	TEAM	ADJ.	CONF.	ADJ CONF.
Average RPI Loss:	193	RECORD	PCT. RANK	GAMES	SCHEDULE	OF SCHEDULE	RPI	RPI	RPI	RPI
DIV. I ONLY	14- 15	190	5- 5	326	349	246	246	32	32	
DIV. I NON-CONF.	1- 7	320	0- 1	104	190	227	227	31	31	
TOTALS	RPI 1-25	RPI 26-50	W-L RECORDS	RPI 51-100	RPI 101-150	RPI 150+				
14- 15	0- 1	0- 1	OVERALL	0- 1	0- 2	14- 10				
6- 3	0- 0	0- 0	HOME	0- 0	0- 0	6- 3				
5- 12	0- 1	0- 1	AWAY	0- 1	0- 2	5- 7				
3- 0	0- 0	0- 0	NEUTRAL	0- 0	0- 0	3- 0				
1- 7	0- 1	0- 1	NON-CONFERENCE	0- 1	0- 2	1- 2				
0- 0	0- 0	0- 0	HOME	0- 0	0- 0	0- 0				
1- 7	0- 1	0- 1	AWAY	0- 1	0- 2	1- 2				
0- 0	0- 0	0- 0	NEUTRAL	0- 0	0- 0	0- 0				
13- 8	0- 0	0- 0	CONFERENCE	0- 0	0- 0	13- 8				
6- 3	0- 0	0- 0	HOME	0- 0	0- 0	6- 3				
4- 5	0- 0	0- 0	AWAY	0- 0	0- 0	4- 5				
3- 0	0- 0	0- 0	NEUTRAL	0- 0	0- 0	3- 0				

RPI 1-25				RPI 26-50				RPI 51-100				RPI 101+ Team's RPI: 246			
RPI	S	Opponent	Score	RPI	S	Opponent	Score	RPI	S	Opponent	Score	RPI	S	Opponent	Score
7	A	Florida St.	49 91	29	A	Western Ky.	54 93	84	A	Georgia Tech	53 77	114	A	Troy	50 70
												125	A	Savannah St.	62 71
												177	A	Texas Southern	51 67
												177	H	Texas Southern	52 64
												204	A	Samford	43 56
												229	A	Southern U.	58 72
												229	H	Southern U.	49 53
												229	N	Southern U.	73 55
												251	A	Prairie View	73 65
												251	H	Prairie View	60 42
												274	A	Jackson St.	67 68
												274	H	Jackson St.	85 90
												274	N	Jackson St.	62 60
												313	A	Grambling	68 62
												313	H	Grambling	53 30
												313	N	Grambling	65 62
												316	A	South Ala.	61 64
												317	A	Alcorn	72 77
												317	H	Alcorn	54 45
												337	A	Florida A&M	64 49
												338	A	Ark.-Pine Bluff	64 53
												338	H	Ark.-Pine Bluff	62 54
												346	A	Alabama A&M	50 59
												346	H	Alabama A&M	64 52
												349	A	Mississippi Val.	62 45
												349	H	Mississippi Val.	61 57
LAST 12 Division I GAMES:															
				7	A	Florida St.	49 91					251	H	Prairie View	60 42
				229	N	Southern U.	73 55					177	H	Texas Southern	52 64
				274	N	Jackson St.	62 60					229	A	Southern U.	58 72
				313	N	Grambling	65 62					317	A	Alcorn	72 77
				274	A	Jackson St.	67 68					346	H	Alabama A&M	64 52
				313	A	Grambling	68 62					349	H	Mississippi Val.	61 57

Non-Div I Games: Mobile 66 30 Bluefield St. 82 73 Stillman 75 66

Alabama St.

Loss, Non-Conf, S Site, H Home A Away N Neutral

A l c o r n

A
l
c
o
r
n

Alcorn

[illegible]

Non-Div I Games:

RPI	S	Opponent	Score
322	H	Boston U.	75 45

American

Average RPI Win:	214	WON-LOST	WINNING	LAST 10	STRENGTH OF	OPP. STRENGTH	TEAM	ADJ.	CONF.	ADJ CONF.
Average RPI Loss:	113	RECORD	PCT. RANK	GAMES	SCHEDULE	OF SCHEDULE	RPI	RPI	RPI	RPI
DIV. I ONLY	13- 16	212	4- 6	117	133	174	174	12	12	
DIV. I NON-CONF.	4- 4	152	0- 0	46	197	95	95	12	12	
TOTALS	RPI 1-25	RPI 26-50	W-L RECORDS	RPI 51-100	RPI 101-150	RPI 150+				
13- 16	0- 4	1- 2	OVERALL	0- 0	3- 4	9- 6				
9- 5	0- 1	1- 0	HOME	0- 0	2- 1	6- 3				
4- 10	0- 3	0- 1	AWAY	0- 0	1- 3	3- 3				
0- 1	0- 0	0- 1	NEUTRAL	0- 0	0- 0	0- 0				
4- 4	0- 2	0- 0	NON-CONFERENCE	0- 0	1- 0	3- 2				
3- 1	0- 0	0- 0	HOME	0- 0	0- 0	3- 1				
1- 3	0- 2	0- 0	AWAY	0- 0	1- 0	0- 1				
0- 0	0- 0	0- 0	NEUTRAL	0- 0	0- 0	0- 0				
9- 12	0- 2	1- 2	CONFERENCE	0- 0	2- 4	6- 4				
6- 4	0- 1	1- 0	HOME	0- 0	2- 1	3- 2				
3- 7	0- 1	0- 1	AWAY	0- 0	0- 3	3- 2				
0- 1	0- 0	0- 1	NEUTRAL	0- 0	0- 0	0- 0				

RPI 1-25				RPI 26-50				RPI 51-100				RPI 101+ Team's RPI: 174			
RPI	S	Opponent	Score	RPI	S	Opponent	Score	RPI	S	Opponent	Score	RPI	S	Opponent	Score
12	A	Kentucky	74 111	45	A	Arkansas St.	75 89					114	A	Troy	87 91
16	A	North Carolina	52 84	45	H	Arkansas St.	70 69					114	H	Troy	87 108
25	A	UALR	48 69	45	N	Arkansas St.	52 67					120	A	East Tenn. St.	76 70
25	H	UALR	49 63									127	A	La.-Lafayette	66 70
												127	H	La.-Lafayette	63 51
												149	A	Texas St.	58 67
												149	H	Texas St.	61 55
												155	A	Furman	79 84
												161	A	Texas-Arlington	45 55
												161	H	Texas-Arlington	53 61
												170	H	N.C. A&T	72 70
												207	H	Radford	67 68
												220	A	La.-Monroe	55 54
												220	H	La.-Monroe	80 61
												228	A	Georgia St.	70 80
												228	H	Georgia St.	71 76
												230	H	UNCW	82 72
												279	H	Gardner-Webb	77 69
												297	A	Ga. Southern	77 74
												297	H	Ga. Southern	66 39
												316	A	South Ala.	67 63
												316	H	South Ala.	70 59
LAST 12 Division I GAMES:															
				45	N	Arkansas St.	52 67	161	A	Texas-Arlington	45 55				
				161	H	Texas-Arlington	53 61	220	A	La.-Monroe	55 54				
				149	H	Texas St.	61 55	25	H	UALR	49 63				
				220	H	La.-Monroe	80 61	114	H	Troy	87 108				
				297	H	Ga. Southern	66 39	127	A	La.-Lafayette	66 70				
				228	A	Georgia St.	70 80	297	A	Ga. Southern	77 74				

Non-Div I Games: Catawba 81 64

Appalachian St.

■ Loss,
 ■ Non-Conf, S Site,
 ■ Home
 ■ Away
 N Neutral

Average RPI Win:	214	WON-LOST	WINNING	LAST 10	STRENGTH OF	OPP. STRENGTH	TEAM	ADJ.	CONF.	ADJ CONF.
Average RPI Loss:	80	RECORD	PCT. RANK	GAMES	SCHEDULE	OF SCHEDULE	RPI	RPI	RPI	RPI
DIV. I ONLY	10- 20	262	2- 8	70	68	209	209	5	5	
DIV. I NON-CONF.	7- 4	105	0- 0	228	336	156	156	5	5	
TOTALS	RPI 1-25	RPI 26-50	W-L RECORDS	RPI 51-100	RPI 101-150	RPI 150+				
10- 20	1- 7	0- 1	OVERALL	0- 6	1- 4	8- 2				
8- 7	1- 3	0- 1	HOME	0- 2	1- 1	6- 0				
2- 11	0- 0	0- 0	AWAY	0- 1	0- 0	2- 0				
0- 2	0- 0	0- 0	NEUTRAL	0- 1	0- 1	0- 0				
7- 4	0- 0	0- 0	NON-CONFERENCE	0- 0	1- 4	6- 0				
5- 1	0- 0	0- 0	HOME	0- 0	1- 1	4- 0				
2- 2	0- 0	0- 0	AWAY	0- 0	0- 2	2- 0				
0- 1	0- 0	0- 0	NEUTRAL	0- 0	0- 1	0- 0				
3- 16	1- 7	0- 1	CONFERENCE	0- 6	0- 0	2- 2				
3- 6	1- 3	0- 1	HOME	0- 2	0- 0	2- 0				
0- 9	0- 4	0- 0	AWAY	0- 3	0- 0	0- 2				
0- 1	0- 0	0- 0	NEUTRAL	0- 1	0- 0	0- 0				

RPI S	Opponent	Score	RPI S	Opponent	Score	RPI S	Opponent	Score	RPI S	Opponent	Score	Team's RPI: 209
13	A Arizona St.	54 71	36	H Washington	69 79	53	A UCLA	41 75	132	A Texas Tech	54 57	
13	H Arizona St.	41 88				53	N UCLA	62 80	134	N Toledo	54 69	
17	A Stanford	47 77				78	H Washington St.	70 81	137	H UT Martin	61 56	
17	H Stanford	60 57				93	A Southern California	51 77	142	A Stephen F. Austin	60 72	
20	A Oregon St.	48 73				99	A Colorado	69 81	144	H Bakersfield	72 76	
20	H Oregon St.	55 73				99	H Colorado	51 66	171	A Oregon	61 75	
24	A California	56 68							171	H Oregon	81 78	
24	H California	46 65							182	A Wake Forest	72 69	
									187	H UAB	49 44	
									229	H Southern U.	56 45	
									236	A Utah	48 62	
									236	H Utah	64 41	
									313	H Grambling	65 51	
									332	H UC Santa Barbara	61 34	
									334	A FIU	65 58	
LAST 12 Division I GAMES:												
			53	N UCLA	62 80	171	A Oregon	61 75				
			236	H Utah	64 41	17	H Stanford	60 57				
			99	H Colorado	51 66	24	H California	46 65				
			53	A UCLA	41 75	99	A Colorado	69 81				
			93	A Southern California	51 77	236	A Utah	48 62				
			20	A Oregon St.	48 73	171	H Oregon	81 78				

Non-Div I Games:

Arizona

Average RPI Win: 114		WON-LOST	WINNING	LAST 10	STRENGTH OF		OPP. STRENGTH	TEAM	ADJ.	CONF.	ADJ CONF.
Average RPI Loss: 19		RECORD	PCT. RANK	GAMES	SCHEDULE		OF SCHEDULE	RPI	RPI	RPI	RPI
DIV. I ONLY		29- 6	20	8- 2	23		35	13	13	5	5
DIV. I NON-CONF.		13- 2	15	2- 1	22		52	10	10	5	5
TOTALS		RPI 1-25	RPI 26-50		W-L RECORDS		RPI 51-100	RPI 101-150		RPI 150+	
29- 6		4- 6	3- 0		OVERALL		10- 0	3- 0		9- 0	
16- 2		2- 2	3- 0		HOME		3- 0	3- 0		5- 0	
10- 1		2- 1	0- 0		AWAY		4- 0	0- 0		4- 0	
3- 3		0- 3	0- 0		NEUTRAL		3- 0	0- 0		0- 0	
13- 2		1- 2	2- 0		NON-CONFERENCE		4- 0	3- 0		3- 0	
9- 0		1- 0	2- 0		HOME		1- 0	3- 0		2- 0	
2- 0		0- 0	0- 0		AWAY		1- 0	0- 0		1- 0	
2- 2		0- 2	0- 0		NEUTRAL		2- 0	0- 0		0- 0	
16- 4		3- 4	1- 0		CONFERENCE		6- 0	0- 0		6- 0	
7- 2		1- 2	1- 0		HOME		2- 0	0- 0		3- 0	
8- 1		2- 1	0- 0		AWAY		3- 0	0- 0		3- 0	
1- 1		0- 1	0- 0		NEUTRAL		1- 0	0- 0		0- 0	

RPI S	Opponent	Score	RPI S	Opponent	Score	RPI S	Opponent	Score	RPI S	Opponent	Score
7 N	Florida St.	65 66	36 H	Washington	62 48	53 A	UCLA	68 56	106 H	Lehigh	81 61
17 A	Stanford	60 57	37 H	Northwestern	88 75	56 A	Miami (FL)	65 61	128 H	Yale	69 51
17 H	Stanford	53 52	50 H	Ohio	74 55	62 H	Middle Tenn.	81 67	144 H	Bakersfield	83 54
17 N	Stanford	56 59				63 N	Villanova	51 46	156 H	UC Davis	72 51
20 A	Oregon St.	64 70				67 N	Vanderbilt	72 67	171 A	Oregon	72 52
20 H	Oregon St.	57 68				78 H	Washington St.	78 64	171 H	Oregon	70 58
23 N	Green Bay	57 63				78 N	Washington St.	67 48	209 A	Arizona	88 41
24 A	California	67 52				93 A	Southern California	76 73	209 H	Arizona	71 54
24 H	California	49 50				99 A	Colorado	68 60	236 A	Utah	58 48
25 H	UALR	57 54				99 H	Colorado	59 46	236 H	Utah	46 42
LAST 12 Division I GAMES:											
7 N	Florida St.	65 66	236 H	Utah	46 42						
25 H	UALR	57 54	93 A	Southern California	76 73						
50 H	Ohio	74 55	53 A	UCLA	68 56						
17 N	Stanford	56 59	171 A	Oregon	72 52						
78 N	Washington St.	67 48	20 A	Oregon St.	64 70						
99 H	Colorado	59 46	24 H	California	49 50						

Non-Div I Games:

Arizona St.

Average RPI Win:	327	WON-LOST	WINNING	LAST 10	STRENGTH OF	OPP. STRENGTH	TEAM	ADJ.	CONF.	ADJ CONF.
Average RPI Loss:	208	RECORD	PCT. RANK	GAMES	SCHEDULE	OF SCHEDULE	RPI	RPI	RPI	RPI
DIV. I ONLY	5- 21	320	3- 7	311	345	338	338	32	32	
DIV. I NON-CONF.	0- 8	339	0- 0	71	101	293	293	31	31	
TOTALS	RPI 1-25	RPI 26-50	W-L RECORDS	RPI 51-100	RPI 101-150	RPI 150+				
5- 21	0- 0	0- 3	OVERALL	0- 1	0- 0	5- 17				
3- 6	0- 0	0- 0	HOME	0- 0	0- 0	3- 6				
2- 15	0- 0	0- 0	AWAY	0- 0	0- 0	2- 2				
0- 0	0- 0	0- 0	NEUTRAL	0- 0	0- 0	0- 0				
0- 8	0- 0	0- 3	NON-CONFERENCE	0- 1	0- 0	0- 4				
0- 0	0- 0	0- 0	HOME	0- 0	0- 0	0- 0				
0- 8	0- 0	0- 3	AWAY	0- 1	0- 0	0- 4				
0- 0	0- 0	0- 0	NEUTRAL	0- 0	0- 0	0- 0				
5- 13	0- 0	0- 0	CONFERENCE	0- 0	0- 0	5- 13				
3- 6	0- 0	0- 0	HOME	0- 0	0- 0	3- 6				
2- 7	0- 0	0- 0	AWAY	0- 0	0- 0	2- 7				
0- 0	0- 0	0- 0	NEUTRAL	0- 0	0- 0	0- 0				

RPI 1-25				RPI 26-50				RPI 51-100				RPI 101+				Team's RPI: 338	
RPI	S	Opponent	Score	RPI	S	Opponent	Score	RPI	S	Opponent	Score	RPI	S	Opponent	Score		
				28	A	Mississippi St.	26 83	59	A	Iowa St.	56 82	177	A	Texas Southern	58 73		
				42	A	Wichita St.	26 55					177	H	Texas Southern	45 74		
				47	A	Oklahoma St.	45 90					187	A	UAB	56 65		
												191	A	Xavier	52 89		
												200	A	Alabama	27 71		
												229	A	Southern U.	42 69		
												229	H	Southern U.	47 72		
												246	A	Alabama St.	54 62		
												246	H	Alabama St.	53 64		
												250	A	Cincinnati	57 73		
												251	A	Prairie View	63 84		
												251	H	Prairie View	66 83		
												274	A	Jackson St.	57 49		
												274	H	Jackson St.	74 78		
												313	A	Grambling	56 75		
												313	H	Grambling	45 59		
												317	A	Alcorn	39 45		
												317	H	Alcorn	51 49		
												346	A	Alabama A&M	48 72		
												346	H	Alabama A&M	70 69		
												349	A	Mississippi Val.	63 51		
												349	H	Mississippi Val.	65 47		
LAST 12 Division I GAMES:																	
				349	A	Mississippi Val.	63 51	229	H	Southern U.	47 72						
				274	H	Jackson St.	74 78	346	A	Alabama A&M	48 72						
				313	H	Grambling	45 59	246	A	Alabama St.	54 62						
				251	A	Prairie View	63 84	274	A	Jackson St.	57 49						
				177	A	Texas Southern	58 73	313	A	Grambling	56 75						
				317	H	Alcorn	51 49	251	H	Prairie View	66 83						

Non-Div I Games: Lane 83 54 Philander Smith 76 62 Talladega 66 70

Ark.-Pine Bluff

Loss, Non-Conf, S Site, H Home A Away N Neutral

Arkansas

Through Games Of April 7, 2015

Average RPI Win:	116	WON-LOST	WINNING	LAST 10	STRENGTH OF	OPP. STRENGTH	TEAM	ADJ.	CONF.	ADJ CONF.
Average RPI Loss:	44	RECORD	PCT. RANK	GAMES	SCHEDULE	OF SCHEDULE	RPI	RPI	RPI	RPI
DIV. I ONLY	18- 14	128	4- 6	6	39	40	40	3	3	
DIV. I NON-CONF.	11- 3	34	1- 1	10	59	15	15	3	3	
TOTALS	RPI 1-25	RPI 26-50	W-L RECORDS	RPI 51-100	RPI 101-150	RPI 150+				
18- 14	2- 5	1- 5	OVERALL	6- 3	3- 0	6- 1				
9- 6	1- 3	0- 3	HOME	3- 0	1- 0	4- 0				
5- 7	0- 1	0- 2	AWAY	1- 3	2- 0	2- 1				
4- 1	1- 1	1- 0	NEUTRAL	2- 0	0- 0	0- 0				
11- 3	2- 1	1- 2	NON-CONFERENCE	2- 0	3- 0	3- 0				
5- 2	1- 0	0- 2	HOME	0- 0	1- 0	3- 0				
3- 1	0- 1	0- 0	AWAY	1- 0	2- 0	0- 0				
3- 0	1- 0	1- 0	NEUTRAL	1- 0	0- 0	0- 0				
7- 11	0- 4	0- 3	CONFERENCE	4- 3	0- 0	3- 1				
4- 4	0- 3	0- 1	HOME	3- 0	0- 0	1- 0				
2- 6	0- 0	0- 2	AWAY	0- 3	0- 0	2- 1				
1- 1	0- 1	0- 0	NEUTRAL	1- 0	0- 0	0- 0				

RPI S	Opponent	Score	RPI S	Opponent	Score	Team's RPI: 40	RPI S	Opponent	Score	RPI S	Opponent	Score
3	H Tennessee	51 60	28	A Mississippi St.	57 72		60	H LSU	63 41	116	A Tulsa	64 53
4	H South Carolina	56 73	34	A Texas A&M	55 59		61	H Georgia	54 48	125	H Savannah St.	75 46
4	N South Carolina	36 58	34	H Texas A&M	50 52		62	A Middle Tenn.	58 51	126	A Missouri St.	59 50
5	A Baylor	44 73	37	N Northwestern	57 55		67	A Vanderbilt	53 55	151	A Auburn	54 36
9	N Iowa	77 67	38	H Rutgers	52 64		86	N Richmond	74 55	151	H Auburn	52 47
12	H Kentucky	51 56	48	H South Dakota St.	75 80		90	A Missouri	41 57	159	A Florida	58 72
21	H Oklahoma	71 64					90	H Missouri	73 55	176	H Northwestern St.	78 30
							94	A Ole Miss	57 71	200	A Alabama	53 42
							94	N Ole Miss	72 61	215	H Nicholls St.	63 52
										313	H Grambling	77 35
LAST 12 Division I GAMES:												
5	A Baylor	44 73	60	H LSU	63 41							
37	N Northwestern	57 55	4	H South Carolina	56 73							
4	N South Carolina	36 58	151	A Auburn	54 36							
94	N Ole Miss	72 61	34	A Texas A&M	55 59							
90	A Missouri	41 57	61	H Georgia	54 48							
12	H Kentucky	51 56	200	A Alabama	53 42							

Non-Div I Games:

Arkansas

■ Loss,
 ■ Non-Conf, S Site,
 ■ Home
 ■ Away
 N Neutral

Average RPI Win:	185	WON-LOST	WINNING	LAST 10	STRENGTH OF	OPP. STRENGTH	TEAM	ADJ.	CONF.	ADJ CONF.
Average RPI Loss:	76	RECORD	PCT. RANK	GAMES	SCHEDULE	OF SCHEDULE	RPI	RPI	RPI	RPI
DIV. I ONLY	23- 11	66	7- 3	73	110	45	45	12	12	
DIV. I NON-CONF.	5- 6	179	1- 1	31	47	73	73	12	12	
TOTALS	RPI 1-25	RPI 26-50	W-L RECORDS	RPI 51-100	RPI 101-150	RPI 150+				
23- 11	2- 3	0- 2	OVERALL	0- 2	7- 3	14- 1				
13- 1	2- 1	0- 0	HOME	0- 0	4- 0	7- 0				
8- 9	0- 1	0- 2	AWAY	0- 2	2- 3	6- 1				
2- 1	0- 1	0- 0	NEUTRAL	0- 0	1- 0	1- 0				
5- 6	1- 1	0- 2	NON-CONFERENCE	0- 2	2- 1	2- 0				
3- 1	1- 1	0- 0	HOME	0- 0	1- 0	1- 0				
2- 5	0- 0	0- 2	AWAY	0- 2	1- 1	1- 0				
0- 0	0- 0	0- 0	NEUTRAL	0- 0	0- 0	0- 0				
18- 5	1- 2	0- 0	CONFERENCE	0- 0	5- 2	12- 1				
10- 0	1- 0	0- 0	HOME	0- 0	3- 0	6- 0				
6- 4	0- 1	0- 0	AWAY	0- 0	1- 2	5- 1				
2- 1	0- 1	0- 0	NEUTRAL	0- 0	1- 0	1- 0				

RPI 1-25				RPI 26-50				Team's RPI: 45	RPI 51-100				RPI 101+			
RPI	S	Opponent	Score	RPI	S	Opponent	Score		RPI	S	Opponent	Score	RPI	S	Opponent	Score
18	H	FGCU	68 74	26	A	Ohio St.	52 67		62	A	Middle Tenn.	60 70	103	H	Western Mich.	61 49
22	H	Chattanooga	57 52	28	A	Mississippi St.	83 93		99	A	Colorado	69 80	104	A	Kansas	48 62
25	A	UALR	61 63										114	A	Troy	82 76
25	H	UALR	70 69										114	H	Troy	91 72
25	N	UALR	72 78										126	A	Missouri St.	78 62
													127	A	La.-Lafayette	57 69
													127	H	La.-Lafayette	87 65
													127	N	La.-Lafayette	63 61
													149	A	Texas St.	74 83
													149	H	Texas St.	68 48
													161	A	Texas-Arlington	80 77
													161	H	Texas-Arlington	67 62
													174	A	Appalachian St.	69 70
													174	H	Appalachian St.	89 75
													174	N	Appalachian St.	67 52
													220	A	La.-Monroe	77 57
													220	H	La.-Monroe	69 61
													228	A	Georgia St.	61 47
													228	H	Georgia St.	76 65
													274	H	Jackson St.	92 60
													290	A	Kent St.	59 44
													297	A	Ga. Southern	81 73
													297	H	Ga. Southern	86 63
													316	A	South Ala.	62 50
													316	H	South Ala.	70 60
LAST 12 Division I GAMES:																
62	A	Middle Tenn.	60 70	316	H	South Ala.	70 60		149	A	Texas St.	74 83				
103	H	Western Mich.	61 49	161	H	Texas-Arlington	67 62		220	H	La.-Monroe	69 61				
25	N	UALR	72 78	25	A	UALR	61 63		297	A	Ga. Southern	81 73				
127	N	La.-Lafayette	63 61	297	A	Ga. Southern	81 73									
174	N	Appalachian St.	67 52													
127	H	La.-Lafayette	87 65													

Non-Div I Games: Christian Bros. 79 39

Arkansas St.

■ Loss,
■ Non-Conf,
■ S Site,
■ Home
■ A Away
N Neutral

Average RPI Win: 232	WON-LOST	WINNING	LAST 10	STRENGTH OF	OPP. STRENGTH	TEAM	ADJ.	CONF.	ADJ CONF.
Average RPI Loss: 134	RECORD	PCT. RANK	GAMES	SCHEDULE	OF SCHEDULE	RPI	RPI	RPI	RPI
DIV. I ONLY	22- 8	33	7- 3	289	239	101	101	18	18
DIV. I NON-CONF.	7- 3	70	0- 1	323	284	132	132	20	20

TOTALS	RPI 1-25	RPI 26-50	W-L RECORDS	RPI 51-100	RPI 101-150	RPI 150+			
22- 8	0- 0	1- 2	OVERALL	0- 1	1- 2	20- 3			
12- 2	0- 0	1- 0	HOME	0- 0	1- 1	10- 1			
10- 6	0- 0	0- 2	AWAY	0- 1	0- 1	10- 2			
0- 0	0- 0	0- 0	NEUTRAL	0- 0	0- 0	0- 0			
7- 3	0- 0	0- 1	NON-CONFERENCE	0- 1	0- 0	7- 1			
3- 0	0- 0	0- 0	HOME	0- 0	0- 0	3- 0			
4- 3	0- 0	0- 1	AWAY	0- 1	0- 0	4- 1			
0- 0	0- 0	0- 0	NEUTRAL	0- 0	0- 0	0- 0			
15- 5	0- 0	1- 1	CONFERENCE	0- 0	1- 2	13- 2			
9- 2	0- 0	1- 0	HOME	0- 0	1- 1	7- 1			
6- 3	0- 0	0- 1	AWAY	0- 0	0- 1	6- 1			
0- 0	0- 0	0- 0	NEUTRAL	0- 0	0- 0	0- 0			

RPI 1-25				RPI 26-50				RPI 51-100				RPI 101+				Team's RPI: 101	
RPI	S	Opponent	Score	RPI	S	Opponent	Score	RPI	S	Opponent	Score	RPI	S	Opponent	Score		
				30	A	Quinnipiac	64 79	77	A	St. John's (NY)	56 64	106	A	Lehigh	51 63		
				49	A	American	42 45					106	H	Lehigh	57 76		
				49	H	American	68 60					106	H	Lehigh	66 62		
												160	A	Bucknell	50 46		
												160	H	Bucknell	67 45		
												162	A	Central Conn. St.	74 60		
												189	A	Holy Cross	53 51		
												189	H	Holy Cross	67 53		
												193	H	Stony Brook	68 59		
												197	A	Navy	58 46		
												197	H	Navy	50 53		
												211	A	Lafayette	60 71		
												211	H	Lafayette	57 41		
												233	A	Pepperdine	56 44		
												234	H	St. Francis Brooklyn	61 55		
												266	A	Colgate	64 62		
												266	H	Colgate	48 45		
												266	H	Colgate	48 47		
												286	A	Loyola Maryland	62 53		
												286	H	Loyola Maryland	55 44		
LAST 12 Division I GAMES:																	
				77	A	St. John's (NY)	56 64	266	H	Colgate	48 47	298	A	Fairleigh Dickinson	48 56		
				106	H	Lehigh	57 76	160	A	Bucknell	50 46	321	A	Manhattan	81 49		
				266	H	Colgate	48 45	189	A	Holy Cross	53 51	322	A	Boston U.	65 40		
				211	H	Lafayette	57 41	197	A	Navy	58 46	322	H	Boston U.	64 50		
				322	H	Boston U.	64 50	106	H	Lehigh	66 62	332	A	UC Santa Barbara	61 39		
				49	A	American	42 45	286	A	Loyola Maryland	62 53	345	H	Air Force	79 35		

Non-Div I Games: St. Thomas Aquinas 70 45

Army

■ Loss,
 ■ Non-Conf,
 ■ S Site,
 ■ Home
 ■ Away
 N Neutral

Average RPI Win: 186	WON-LOST	WINNING	LAST 10	STRENGTH OF	OPP. STRENGTH	TEAM	ADJ.	CONF.	ADJ CONF.
Average RPI Loss: 75	RECORD	PCT. RANK	GAMES	SCHEDULE	OF SCHEDULE	RPI	RPI	RPI	RPI
DIV. I ONLY	13- 18	230	4- 6	68	62	151	151	3	3
DIV. I NON-CONF.	9- 4	72	0- 0	217	235	105	105	3	3
TOTALS	RPI 1-25	RPI 26-50	W-L RECORDS	RPI 51-100	RPI 101-150	RPI 150+			
13- 18	1- 3	0- 5	OVERALL	2- 5	2- 2	8- 3			
8- 7	1- 1	0- 2	HOME	0- 3	2- 0	5- 1			
3- 9	0- 2	0- 2	AWAY	2- 2	0- 1	1- 2			
2- 2	0- 0	0- 1	NEUTRAL	0- 0	0- 1	2- 0			
9- 4	1- 0	0- 0	NON-CONFERENCE	0- 1	2- 2	6- 1			
7- 0	1- 0	0- 0	HOME	0- 0	2- 0	4- 0			
1- 3	0- 0	0- 0	AWAY	0- 1	0- 1	1- 1			
1- 1	0- 0	0- 0	NEUTRAL	0- 0	0- 1	1- 0			
4- 14	0- 3	0- 5	CONFERENCE	2- 4	0- 0	2- 2			
1- 7	0- 1	0- 2	HOME	0- 3	0- 0	1- 1			
2- 6	0- 2	0- 2	AWAY	2- 1	0- 0	0- 1			
1- 1	0- 0	0- 1	NEUTRAL	0- 0	0- 0	1- 0			

RPI	S	Opponent	Score	RPI	S	Opponent	Score	RPI	S	Opponent	Score	RPI	S	Opponent	Score	Team's RPI: 151
3	H	Tennessee	42 54	28	H	Mississippi St.	48 59	60	H	LSU	49 60	108	N	Hampton	42 44	
4	A	South Carolina	58 77	34	A	Texas A&M	45 78	61	A	Georgia	44 26	112	A	Virginia	51 66	
12	A	Kentucky	57 78	34	N	Texas A&M	47 57	61	H	Georgia	52 57	114	H	Troy	71 54	
18	H	FGCU	72 69	40	A	Arkansas	47 52	67	A	Vanderbilt	70 58	125	H	Savannah St.	62 56	
				40	H	Arkansas	36 54	77	A	St. John's (NY)	49 56	159	H	Florida	50 63	
								90	A	Missouri	49 59	159	N	Florida	71 49	
								94	H	Ole Miss	46 51	199	A	Winthrop	54 56	
												200	A	Alabama	50 51	
												200	H	Alabama	80 73	
												204	H	Samford	64 41	
												249	H	Marquette	79 53	
												252	N	SMU	56 43	
												313	H	Grambling	92 42	
												327	H	Southeastern La.	72 44	
												334	A	FIU	81 44	
LAST 12 Division I GAMES:																
		34 N Texas A&M	47 57			40 H Arkansas	36 54									
		159 N Florida	71 49			90 A Missouri	49 59									
		200 H Alabama	80 73			60 H LSU	49 60									
		67 A Vanderbilt	70 58			34 A Texas A&M	45 78									
		61 A Georgia	44 26			40 A Arkansas	47 52									
		94 H Ole Miss	46 51			28 H Mississippi St.	48 59									

Non-Div I Games:

Auburn

■ Loss,
■ Non-Conf,
■ S Site,
■ H Home
■ A Away
N Neutral

Average RPI Win:	259	WON-LOST	WINNING	LAST 10	STRENGTH OF	OPP. STRENGTH	TEAM	ADJ.	CONF.	ADJ CONF.
Average RPI Loss:	175	RECORD	PCT. RANK	GAMES	SCHEDULE	OF SCHEDULE	RPI	RPI	RPI	RPI
DIV. I ONLY	9- 20	273	3- 7	169	308	260	260	26	26	
DIV. I NON-CONF.	2- 10	311	0- 0	50	242	237	237	26	26	
TOTALS	RPI 1-25	RPI 26-50	W-L RECORDS	RPI 51-100	RPI 101-150	RPI 150+				
9- 20	0- 1	0- 1	OVERALL	0- 3	1- 3	8- 12				
4- 8	0- 0	0- 1	HOME	0- 1	0- 1	4- 5				
4- 10	0- 1	0- 0	AWAY	0- 2	0- 1	4- 6				
1- 2	0- 0	0- 0	NEUTRAL	0- 0	1- 1	0- 1				
2- 10	0- 1	0- 1	NON-CONFERENCE	0- 3	1- 1	1- 4				
1- 3	0- 0	0- 1	HOME	0- 1	0- 0	1- 1				
0- 6	0- 1	0- 0	AWAY	0- 2	0- 0	0- 3				
1- 1	0- 0	0- 0	NEUTRAL	0- 0	1- 1	0- 0				
7- 10	0- 0	0- 0	CONFERENCE	0- 0	0- 2	7- 8				
3- 5	0- 0	0- 0	HOME	0- 0	0- 1	3- 4				
4- 4	0- 0	0- 0	AWAY	0- 0	0- 1	4- 3				
0- 1	0- 0	0- 0	NEUTRAL	0- 0	0- 0	0- 1				

RPI 1-25				RPI 26-50				RPI 51-100				RPI 101+ Team's RPI: 260			
RPI	S	Opponent	Score	RPI	S	Opponent	Score	RPI	S	Opponent	Score	RPI	S	Opponent	Score
22	A	Chattanooga	65 76	29	H	Western Ky.	68 91	71	A	Southern Miss.	71 80	130	N	Oral Roberts	60 73
								83	A	Montana	62 83	137	A	UT Martin	63 91
								88	H	Wright St.	73 85	137	H	UT Martin	61 71
												150	N	Saint Louis	86 81
												154	H	Tennessee St.	78 81
												172	H	Belmont	72 59
												175	H	Southern Ill.	65 75
												179	A	SIUE	67 87
												179	H	SIUE	62 77
												179	N	SIUE	69 72
												185	A	Memphis	60 65
												208	A	Jacksonville St.	57 54
												247	H	Morehead St.	72 82
												248	A	Evansville	68 72
												253	A	Central Ark.	54 63
												275	H	Grand Canyon	84 77
												285	A	Eastern Ky.	81 71
												302	A	Eastern Ill.	66 63
												302	H	Eastern Ill.	83 72
												318	A	Southeast Mo. St.	72 67
												318	H	Southeast Mo. St.	70 62
												331	A	Murray St.	67 72
												331	H	Murray St.	84 98
												333	A	Tennessee Tech	71 75
LAST 12 Division I GAMES:															
179	N	SIUE	69 72	331	H	Murray St.	84 98	137	H	UT Martin	61 71	318	H	Southeast Mo. St.	70 62
318	A	Southeast Mo. St.	72 67	318	H	Southeast Mo. St.	70 62	179	A	SIUE	67 87	302	A	Eastern Ill.	66 63
331	A	Murray St.	67 72	247	H	Morehead St.	72 82								
179	H	SIUE	62 77												
137	A	UT Martin	63 91												
302	H	Eastern Ill.	83 72												

Non-Div I Games: Brescia 99 63

Austin Peay

■ Loss,
 ■ Non-Conf,
 ■ S Site,
 ■ Home
 ■ A Away
 N Neutral

BYU										
Average RPI Win:	192	WON-LOST	WINNING	LAST 10	STRENGTH OF	OPP. STRENGTH	TEAM	ADJ.	CONF.	ADJ CONF.
Average RPI Loss:	47	RECORD	PCT. RANK	GAMES	SCHEDULE	OF SCHEDULE	RPI	RPI	RPI	RPI
DIV. I ONLY	22- 10	60	4- 5	82	95	54	54	9	9	
DIV. I NON-CONF.	7- 4	105	0- 1	112	117	88	88	8	8	
<hr/>										
TOTALS	RPI 1-25	RPI 26-50	W-L RECORDS	RPI 51-100	RPI 101-150	RPI 150+				
22- 10	0- 2	1- 3	OVERALL	4- 5	4- 0	13- 0				
10- 3	0- 0	0- 1	HOME	2- 2	1- 0	7- 0				
7- 5	0- 0	0- 2	AWAY	0- 3	1- 0	6- 0				
5- 2	0- 2	1- 0	NEUTRAL	2- 0	2- 0	0- 0				
7- 4	0- 2	0- 1	NON-CONFERENCE	1- 1	1- 0	5- 0				
3- 1	0- 0	0- 0	HOME	0- 1	0- 0	3- 0				
2- 1	0- 0	0- 1	AWAY	0- 0	0- 0	2- 0				
2- 2	0- 2	0- 0	NEUTRAL	1- 0	1- 0	0- 0				
15- 6	0- 0	1- 2	CONFERENCE	3- 4	3- 0	8- 0				
7- 2	0- 0	0- 1	HOME	2- 1	1- 0	4- 0				
5- 4	0- 0	0- 1	AWAY	0- 3	1- 0	4- 0				
3- 0	0- 0	1- 0	NEUTRAL	1- 0	1- 0	0- 0				

RPI 1-25			RPI 26-50			RPI 51-100			Team's RPI: 54	RPI 101+		
RPI	S	Opponent	Score	RPI	S	Opponent	Score	RPI	S	Opponent	Score	
8	N	Louisville	53 86	33	A	Gonzaga	62 78	52	A	St. Mary's (CA)	71 76	140 A San Francisco 68 63
20	N	Oregon St.	61 71	33	H	Gonzaga	66 73	52	H	St. Mary's (CA)	51 61	140 H San Francisco 65 62
				33	N	Gonzaga	61 55	52	N	St. Mary's (CA)	65 64	140 N San Francisco 76 65
				48	A	South Dakota St.	65 75	65	A	San Diego	59 69	146 N Butler 81 62
								65	H	San Diego	54 50	223 A Santa Clara 58 56
								75	H	CSUN	54 63	223 H Santa Clara 84 55
								82	A	Pacific	82 86	233 A Pepperdine 84 78
								82	H	Pacific	89 72	233 H Pepperdine 77 58
								96	N	Colorado St.	69 58	236 A Utah 60 56
												237 H UNLV 76 61
												258 H Weber St. 64 53
												273 A Loyola Marymount 71 63
												273 H Loyola Marymount 74 59
												278 A Utah St. 62 58
												287 H Nevada 65 60
												292 A Portland 83 79
												292 H Portland 65 63
<hr/>												
LAST 12 Division I GAMES:												
8	N	Louisville	53 86	65	A	San Diego	59 69					
140	N	San Francisco	76 65	82	A	Pacific	82 86					
33	N	Gonzaga	61 55	52	A	St. Mary's (CA)	71 76					
52	N	St. Mary's (CA)	65 64	273	H	Loyola Marymount	74 59					
33	H	Gonzaga	66 73	233	H	Pepperdine	77 58					
292	H	Portland	65 63	223	A	Santa Clara	58 56					

Non-Div I Games: BYU-Hawaii 73 52

BYU

■ Loss,
 ■ Non-Conf, S Site,
 ■ Home
 ■ Away
 N Neutral

Bakersfield

Through Games Of April 7, 2015

Average RPI Win:	263	WON-LOST	WINNING	LAST 10	STRENGTH OF	OPP. STRENGTH	TEAM	ADJ.	CONF.	ADJ CONF.
Average RPI Loss:	154	RECORD	PCT. RANK	GAMES	SCHEDULE	OF SCHEDULE	RPI	RPI	RPI	RPI
DIV. I ONLY	22- 9	45	8- 2	338	268	144	144	30	30	
DIV. I NON-CONF.	10- 5	87	0- 1	296	135	130	130	30	30	
TOTALS	RPI 1-25	RPI 26-50	W-L RECORDS	RPI 51-100	RPI 101-150	RPI 150+				
22- 9	0- 1	0- 1	OVERALL	2- 1	2- 1	18- 5				
15- 0	0- 0	0- 0	HOME	2- 0	2- 0	11- 0				
6- 8	0- 1	0- 1	AWAY	0- 1	0- 1	6- 4				
1- 1	0- 0	0- 0	NEUTRAL	0- 0	0- 0	1- 1				
10- 5	0- 1	0- 1	NON-CONFERENCE	2- 1	1- 0	7- 2				
8- 0	0- 0	0- 0	HOME	2- 0	1- 0	5- 0				
2- 5	0- 1	0- 1	AWAY	0- 1	0- 0	2- 2				
0- 0	0- 0	0- 0	NEUTRAL	0- 0	0- 0	0- 0				
12- 4	0- 0	0- 0	CONFERENCE	0- 0	1- 1	11- 3				
7- 0	0- 0	0- 0	HOME	0- 0	1- 0	6- 0				
4- 3	0- 0	0- 0	AWAY	0- 0	0- 1	4- 2				
1- 1	0- 0	0- 0	NEUTRAL	0- 0	0- 0	1- 1				

RPI 1-25					RPI 26-50					RPI 51-100					RPI 101+ Team's RPI: 144				
RPI	S	Opponent	Score		RPI	S	Opponent	Score		RPI	S	Opponent	Score		RPI	S	Opponent	Score	
13	A	Arizona St.	54	83	41	A	Nebraska	45	54	53	A	UCLA	54	70	115	A	New Mexico St.	78	90
										57	H	Fresno St.	80	60	115	H	New Mexico St.	82	78
										81	H	Hawaii	78	69	148	H	UC Riverside	66	65
															167	A	Cal Poly	66	71
															188	A	Tex.-Pan American	60	77
															188	H	Tex.-Pan American	87	72
															188	N	Tex.-Pan American	70	76
															209	A	Arizona	76	72
															237	H	UNLV	74	71
															275	A	Grand Canyon	65	60
															275	H	Grand Canyon	90	67
															277	A	UC Irvine	68	65
															277	H	UC Irvine	80	70
															293	A	Omaha	68	80
															303	A	Seattle	69	62
															303	H	Seattle	73	61
															309	H	LIU Brooklyn	84	53
															330	A	Utah Valley	58	70
															330	H	Utah Valley	78	54
															332	H	UC Santa Barbara	74	64
LAST 12 Division I GAMES:																			

Non-Div I Games: Fresno Pacific 82 60

Bakersfield

Loss, Non-Conf, S Site, H Home A Away N Neutral

Average RPI Win:	212	WON-LOST	WINNING	LAST 10	STRENGTH OF	OPP. STRENGTH	TEAM	ADJ.	CONF.	ADJ CONF.
Average RPI Loss:	95	RECORD	PCT. RANK	GAMES	SCHEDULE	OF SCHEDULE	RPI	RPI	RPI	RPI
DIV. I ONLY	17- 14	138	6- 4	146	124	130	130	14	14	
DIV. I NON-CONF.	4- 8	231	0- 1	129	53	221	221	16	16	
TOTALS	RPI 1-25	RPI 26-50	W-L RECORDS	RPI 51-100	RPI 101-150	RPI 150+				
17- 14	0- 1	0- 4	OVERALL	2- 3	3- 5	12- 1				
10- 5	0- 0	0- 2	HOME	0- 1	2- 1	8- 1				
7- 8	0- 1	0- 2	AWAY	2- 1	1- 4	4- 0				
0- 1	0- 0	0- 0	NEUTRAL	0- 1	0- 0	0- 0				
4- 8	0- 1	0- 3	NON-CONFERENCE	0- 1	0- 3	4- 0				
4- 2	0- 0	0- 1	HOME	0- 0	0- 1	4- 0				
0- 6	0- 1	0- 2	AWAY	0- 1	0- 2	0- 0				
0- 0	0- 0	0- 0	NEUTRAL	0- 0	0- 0	0- 0				
13- 6	0- 0	0- 1	CONFERENCE	2- 2	3- 2	8- 1				
6- 3	0- 0	0- 1	HOME	0- 1	2- 0	4- 1				
7- 2	0- 0	0- 0	AWAY	2- 0	1- 2	4- 0				
0- 1	0- 0	0- 0	NEUTRAL	0- 1	0- 0	0- 0				

RPI 1-25				RPI 26-50				RPI 51-100				RPI 101+ Team's RPI: 130			
RPI	S	Opponent	Score	RPI	S	Opponent	Score	RPI	S	Opponent	Score	RPI	S	Opponent	Score
8	A	Louisville	56 69	29	A	Western Ky.	59 84	62	A	Middle Tenn.	58 69	103	A	Western Mich.	50 51
				39	A	Pittsburgh	47 59	85	A	Eastern Mich.	72 62	103	H	Western Mich.	54 36
				44	H	Duquesne	62 82	85	H	Eastern Mich.	41 56	129	A	Buffalo	43 53
				50	H	Ohio	53 60	85	N	Eastern Mich.	65 75	134	A	Toledo	69 61
								95	A	Akron	77 73	134	H	Toledo	71 55
LAST 12 Division I GAMES:															
				62	A	Middle Tenn.	58 69	259	A	Northern Ill.	51 50	139	H	Purdue	60 66
				85	N	Eastern Mich.	65 75	183	H	Central Mich.	73 64	146	A	Butler	41 48
				134	H	Toledo	71 55	299	H	Bowling Green	77 52	150	A	Saint Louis	68 73
				183	A	Central Mich.	85 69	85	A	Eastern Mich.	72 62	158	H	Charlotte	76 66
				103	A	Western Mich.	50 51	134	A	Toledo	69 61	183	A	Central Mich.	85 69
				85	H	Eastern Mich.	41 56	259	H	Northern Ill.	62 65	183	H	Central Mich.	73 64
												241	H	Oakland	75 50
												248	H	Evansville	76 70
												259	A	Northern Ill.	51 50
												259	H	Northern Ill.	62 65
												280	A	Miami (OH)	72 55
												280	H	Miami (OH)	72 41
												290	H	Kent St.	85 47
												299	A	Bowling Green	62 50
												299	H	Bowling Green	77 52
												331	H	Murray St.	85 59

Non-Div I Games:

Ball St.

■ Loss,
■ Non-Conf,
■ S Site,
■ H Home
■ A Away
N Neutral

BB

Baylor

Belmont

Through Games Of April 7, 2015

Average RPI Win:	261	WON-LOST	WINNING	LAST 10	STRENGTH OF	OPP. STRENGTH	TEAM	ADJ.	CONF.	ADJ CONF.
Average RPI Loss:	132	RECORD	PCT. RANK	GAMES	SCHEDULE	OF SCHEDULE	RPI	RPI	RPI	RPI
DIV. I ONLY	14- 16	200	7- 3	151	255	172	172	26	26	
DIV. I NON-CONF.	3- 9	278	0- 0	75	37	172	172	26	26	
TOTALS	RPI 1-25	RPI 26-50	W-L RECORDS	RPI 51-100	RPI 101-150	RPI 150+				
14- 16	0- 3	0- 1	OVERALL	0- 3	0- 3	14- 6				
6- 5	0- 1	0- 1	HOME	0- 0	0- 1	6- 2				
7- 9	0- 2	0- 0	AWAY	0- 2	0- 1	7- 4				
1- 2	0- 0	0- 0	NEUTRAL	0- 1	0- 1	1- 0				
3- 9	0- 3	0- 1	NON-CONFERENCE	0- 3	0- 1	3- 1				
1- 2	0- 1	0- 1	HOME	0- 0	0- 0	1- 0				
2- 6	0- 2	0- 0	AWAY	0- 2	0- 1	2- 1				
0- 1	0- 0	0- 0	NEUTRAL	0- 1	0- 0	0- 0				
11- 7	0- 0	0- 0	CONFERENCE	0- 0	0- 2	11- 5				
5- 3	0- 0	0- 0	HOME	0- 0	0- 1	5- 2				
5- 3	0- 0	0- 0	AWAY	0- 0	0- 0	5- 3				
1- 1	0- 0	0- 0	NEUTRAL	0- 0	0- 1	1- 0				

RPI 1-25				RPI 26-50				RPI 51-100				RPI 101+ Team's RPI: 172			
RPI	S	Opponent	Score	RPI	S	Opponent	Score	RPI	S	Opponent	Score	RPI	S	Opponent	Score
8	A	Louisville	35 95	29	H	Western Ky.	50 66	61	A	Georgia	43 62	118	A	Cleveland St.	86 89
12	A	Kentucky	55 71					67	A	Vanderbilt	58 65	137	H	UT Martin	68 85
22	H	Chattanooga	48 60					95	N	Akron	58 73	137	N	UT Martin	65 71
												154	A	Tennessee St.	64 62
												154	H	Tennessee St.	53 70
												173	A	Mercer	86 83
												179	H	SIUE	52 67
												208	A	Jacksonville St.	55 52
												208	H	Jacksonville St.	70 66
												208	N	Jacksonville St.	55 45
												247	A	Morehead St.	55 66
												247	H	Morehead St.	57 56
												260	A	Austin Peay	59 72
												264	H	Lipscomb	80 60
												285	A	Eastern Ky.	76 59
												285	H	Eastern Ky.	84 70
												290	A	Kent St.	55 58
												302	A	Eastern Ill.	72 77
												308	A	Denver	72 43
												318	H	Southeast Mo. St.	62 39
												331	A	Murray St.	79 68
												333	A	Tennessee Tech	64 62
												333	H	Tennessee Tech	59 53
LAST 12 Division I GAMES:															
		137	N	UT Martin	65	71				208	A	Jacksonville St.	55	52	
		208	N	Jacksonville St.	55	45				285	A	Eastern Ky.	76	59	
		154	H	Tennessee St.	53	70				247	A	Morehead St.	55	66	
		285	H	Eastern Ky.	84	70				333	H	Tennessee Tech	59	53	
		333	A	Tennessee Tech	64	62				154	A	Tennessee St.	64	62	
		247	H	Morehead St.	57	56				208	H	Jacksonville St.	70	66	

Non-Div I Games: North Ala. 69 72

Belmont

Loss, Non-Conf, S Site, H Home A Away N Neutral

Season 2008-09				Through Games of April 7, 2010						
Average RPI Win:	308	WON-LOST	WINNING	LAST 10	STRENGTH OF	OPP. STRENGTH	TEAM	ADJ.	CONF.	ADJ CONF.
Average RPI Loss:	167	RECORD	PCT. RANK	GAMES	SCHEDULE	OF SCHEDULE	RPI	RPI	RPI	RPI
DIV. I ONLY	11- 17	242	5- 5	254	334	262	262	31	31	
DIV. I NON-CONF.	1- 9	328	0- 0	45	164	262	262	29	29	
TOTALS	RPI 1-25		RPI 26-50	W-L RECORDS	RPI 51-100		RPI 101-150		RPI 150+	
11- 17	0- 2		0- 0	OVERALL	0- 3		1- 2		10- 10	
5- 7	0- 1		0- 0	HOME	0- 1		0- 1		5- 4	
5- 7	0- 1		0- 0	AWAY	0- 2		1- 0		4- 4	
1- 3	0- 0		0- 0	NEUTRAL	0- 0		0- 1		1- 2	
1- 9	0- 2		0- 0	NON-CONFERENCE	0- 3		0- 1		1- 3	
1- 3	0- 1		0- 0	HOME	0- 1		0- 0		1- 1	
0- 4	0- 1		0- 0	AWAY	0- 2		0- 0		0- 1	
0- 2	0- 0		0- 0	NEUTRAL	0- 0		0- 1		0- 1	
10- 8	0- 0		0- 0	CONFERENCE	0- 0		1- 1		9- 7	
4- 4	0- 0		0- 0	HOME	0- 0		0- 1		4- 3	
5- 3	0- 0		0- 0	AWAY	0- 0		1- 0		4- 3	
1- 1	0- 0		0- 0	NEUTRAL	0- 0		0- 0		1- 1	

RPI 1-25			
RPI	S	Opponent	Score
7	A	Florida St.	34 103
18	H	FGCU	46 91

RPI 26-50			
RPI	S	Opponent	Score

RPI 51-100			
RPI	S	Opponent	Score
72	A	Stetson	61 91
74	A	East Carolina	42 71
95	H	Akron	63 81

RPI 101+			
RPI	S	Opponent	Score
108	H	Hampton	54 61
125	A	Savannah St.	59 52
149	N	Texas St.	40 51
170	A	N.C. A&T	55 58
170	H	N.C. A&T	46 52
170	N	N.C. A&T	54 75
205	A	Jacksonville	51 64
206	N	Campbell	55 66
221	H	Fla. Atlantic	68 88
271	H	Norfolk St.	40 53
281	A	South Carolina St.	61 68
281	H	South Carolina St.	56 57
291	A	Morgan St.	55 48
301	H	Western Caro.	63 53
305	H	UMES	75 65
336	A	Coppin St.	61 58
337	A	Florida A&M	70 57
337	H	Florida A&M	76 64
337	N	Florida A&M	53 41
339	A	N.C. Central	50 33
339	H	N.C. Central	71 57
341	H	Howard	61 53
347	A	Delaware St.	71 72

Team's RPI: 262			
-----------------	--	--	--

LAST 12 Division I GAMES:			
170	N	N.C. A&T	54 75
337	N	Florida A&M	53 41
281	H	South Carolina St.	56 57
170	A	N.C. A&T	55 58
339	A	N.C. Central	50 33
337	H	Florida A&M	76 64
170	H	N.C. A&T	46 52
339	H	N.C. Central	71 57
347	A	Delaware St.	71 72
337	A	Florida A&M	70 57
341	H	Howard	61 53
305	H	UMES	75 65

Non-Div I Games:	Edward Waters	60	42	Lynn	67	48
------------------	---------------	----	----	------	----	----

Bethune-Cookman

■ Loss, ■ Non-Conf, S Site, H Home A Away N Neutral

Binghamton

Through Games Of April 7, 2015

Average RPI Win:	287	WON-LOST	WINNING	LAST 10	STRENGTH OF	OPP. STRENGTH	TEAM	ADJ.	CONF.	ADJ CONF.
Average RPI Loss:	173	RECORD	PCT. RANK	GAMES	SCHEDULE	OF SCHEDULE	RPI	RPI	RPI	RPI
DIV. I ONLY	4- 26	334	0- 10	180	284	324	324	23	23	
DIV. I NON-CONF.	2- 11	314	0- 0	197	330	313	313	23	23	
TOTALS	RPI 1-25	RPI 26-50	W-L RECORDS	RPI 51-100	RPI 101-150	RPI 150+				
4- 26	0- 1	0- 0	OVERALL	0- 7	0- 3	4- 15				
3- 11	0- 0	0- 0	HOME	0- 3	0- 2	3- 6				
0- 15	0- 0	0- 0	AWAY	0- 0	0- 0	0- 2				
1- 0	0- 0	0- 0	NEUTRAL	0- 0	0- 0	1- 0				
2- 11	0- 1	0- 0	NON-CONFERENCE	0- 2	0- 1	2- 7				
1- 4	0- 0	0- 0	HOME	0- 0	0- 1	1- 3				
0- 7	0- 1	0- 0	AWAY	0- 2	0- 0	0- 4				
1- 0	0- 0	0- 0	NEUTRAL	0- 0	0- 0	1- 0				
2- 15	0- 0	0- 0	CONFERENCE	0- 5	0- 2	2- 8				
2- 7	0- 0	0- 0	HOME	0- 3	0- 1	2- 3				
0- 8	0- 0	0- 0	AWAY	0- 2	0- 1	0- 5				
0- 0	0- 0	0- 0	NEUTRAL	0- 0	0- 0	0- 0				

RPI	S	Opponent	Score	RPI	S	Opponent	Score	RPI	S	Opponent	Score	RPI	S	Opponent	Score	Team's RPI: 324
10	A	Princeton	58 96					77	A	St. John's (NY)	51 67	145	A	Hartford	44 59	
								80	A	Albany (NY)	53 75	145	H	Hartford	46 51	
								80	H	Albany (NY)	49 82	147	H	Siena	53 62	
								95	A	Akron	49 80	160	H	Bucknell	57 68	
								97	A	Maine	48 70	166	A	St. Bonaventure	54 72	
								97	H	Maine	56 70	191	H	Xavier	71 89	
								97	H	Maine	71 78	193	A	Stony Brook	54 67	
												193	H	Stony Brook	59 68	
												210	A	New Hampshire	68 73	
												210	H	New Hampshire	58 76	
												219	A	UMass Lowell	49 66	
												219	H	UMass Lowell	65 64	
												238	H	Niagara	52 63	
												261	A	UMBC	50 73	
												261	H	UMBC	55 71	
												263	A	Canisius	75 91	
												266	A	Colgate	55 74	
												276	H	Rider	72 67	
												294	A	NJIT	48 52	
												306	A	Vermont	66 72	
												306	H	Vermont	73 62	
												347	N	Delaware St.	90 84	
LAST 12 Division I GAMES:																
		97	H	Maine	71	78				306	A	Vermont	66	72		
		261	A	UMBC	50	73				145	H	Hartford	46	51		
		193	H	Stony Brook	59	68				219	A	UMass Lowell	49	66		
		97	H	Maine	56	70				261	H	UMBC	55	71		
		210	H	New Hampshire	58	76				193	A	Stony Brook	54	67		
		80	A	Albany (NY)	53	75				97	A	Maine	48	70		

Non-Div I Games:

Binghamton

Loss, Non-Conf, S Site, H Home A Away N Neutral

Average RPI Win:	206	WON-LOST	WINNING	LAST 10	STRENGTH OF	OPP. STRENGTH	TEAM	ADJ.	CONF.	ADJ CONF.
Average RPI Loss:	170	RECORD	PCT. RANK	GAMES	SCHEDULE	OF SCHEDULE	RPI	RPI	RPI	RPI
DIV. I ONLY	20- 11	77	6- 4	212	225	111	111	22	22	
DIV. I NON-CONF.	6- 4	123	0- 1	159	221	109	109	21	21	
TOTALS	RPI 1-25	RPI 26-50	W-L RECORDS	RPI 51-100	RPI 101-150	RPI 150+				
20- 11	0- 1	0- 0	OVERALL	2- 2	5- 2	13- 6				
11- 2	0- 0	0- 0	HOME	2- 0	3- 0	6- 2				
6- 8	0- 1	0- 0	AWAY	0- 2	0- 1	6- 4				
3- 1	0- 0	0- 0	NEUTRAL	0- 0	2- 1	1- 0				
6- 4	0- 1	0- 0	NON-CONFERENCE	0- 0	3- 1	3- 2				
4- 0	0- 0	0- 0	HOME	0- 0	2- 0	2- 0				
1- 3	0- 1	0- 0	AWAY	0- 0	0- 0	1- 2				
1- 1	0- 0	0- 0	NEUTRAL	0- 0	1- 1	0- 0				
14- 7	0- 0	0- 0	CONFERENCE	2- 2	2- 1	10- 4				
7- 2	0- 0	0- 0	HOME	2- 0	1- 0	4- 2				
5- 5	0- 0	0- 0	AWAY	0- 2	0- 1	5- 2				
2- 0	0- 0	0- 0	NEUTRAL	0- 0	1- 0	1- 0				

RPI 1-25				RPI 26-50				RPI 51-100				RPI 101+ Team's RPI: 111			
RPI	S	Opponent	Score	RPI	S	Opponent	Score	RPI	S	Opponent	Score	RPI	S	Opponent	Score
3	A	Tennessee	61 72					57	A	Fresno St.	52 55	110	A	New Mexico	50 63
								57	H	Fresno St.	75 66	110	H	New Mexico	86 65
								96	A	Colorado St.	82 83	110	N	New Mexico	66 60
								96	H	Colorado St.	75 65	113	N	Long Beach St.	50 68
												115	H	New Mexico St.	70 45
												122	H	Eastern Wash.	90 72
												128	N	Yale	59 53
												169	H	Montana St.	75 60
												213	H	Wyoming	59 64
												225	A	San Diego St.	40 57
												225	H	San Diego St.	64 58
												227	A	San Jose St.	78 88
												227	H	San Jose St.	91 76
												227	N	San Jose St.	76 67
												237	A	UNLV	78 67
												237	A	UNLV	64 46
												237	H	UNLV	60 74
												239	A	Idaho St.	86 62
												254	A	Southern Utah	64 66
												278	A	Utah St.	63 53
												278	H	Utah St.	94 55
												287	A	Nevada	51 47
												292	H	Portland	94 58
												330	A	Utah Valley	60 68
												345	A	Air Force	88 69
												345	H	Air Force	81 54
LAST 12 Division I GAMES:															
3	A	Tennessee	61 72	225	H	San Diego St.	64 58								
110	N	New Mexico	66 60	110	A	New Mexico	50 63								
227	N	San Jose St.	76 67	287	A	Nevada	51 47								
237	A	UNLV	64 46	237	H	UNLV	60 74								
57	A	Fresno St.	52 55	57	H	Fresno St.	75 66								
227	H	San Jose St.	91 76	345	A	Air Force	88 69								

Non-Div I Games: Col. of Idaho 91 40 Carroll (MT) 58 45

Boise St.

Loss, Non-Conf, S Site, H Home A Away N Neutral

Average RPI Win:	182	WON-LOST	WINNING	LAST 10	STRENGTH OF	OPP. STRENGTH	TEAM	ADJ.	CONF.	ADJ CONF.
Average RPI Loss:	67	RECORD	PCT. RANK	GAMES	SCHEDULE	OF SCHEDULE	RPI	RPI	RPI	RPI
DIV. I ONLY	13- 17	219	4- 6	46	42	124	124	2	2	
DIV. I NON-CONF.	8- 5	118	0- 0	200	184	140	140	2	2	
TOTALS	RPI 1-25	RPI 26-50	W-L RECORDS	RPI 51-100	RPI 101-150	RPI 150+				
13- 17	1- 6	0- 3	OVERALL	2- 4	1- 1	9- 3				
9- 6	1- 2	0- 1	HOME	1- 2	0- 0	7- 1				
3- 10	0- 4	0- 2	AWAY	1- 2	1- 1	1- 1				
1- 1	0- 0	0- 0	NEUTRAL	0- 0	0- 0	1- 1				
8- 5	0- 1	0- 0	NON-CONFERENCE	1- 2	1- 0	6- 2				
5- 2	0- 0	0- 0	HOME	0- 1	0- 0	5- 1				
2- 3	0- 1	0- 0	AWAY	1- 1	1- 0	0- 1				
1- 0	0- 0	0- 0	NEUTRAL	0- 0	0- 0	1- 0				
5- 12	1- 5	0- 3	CONFERENCE	1- 2	0- 1	3- 1				
4- 4	1- 2	0- 1	HOME	1- 1	0- 0	2- 0				
1- 7	0- 3	0- 2	AWAY	0- 1	0- 1	1- 0				
0- 1	0- 0	0- 0	NEUTRAL	0- 0	0- 0	0- 1				

RPI 1-25				RPI 26-50				RPI 51-100				RPI 101+ Team's RPI: 124			
RPI	S	Opponent	Score	RPI	S	Opponent	Score	RPI	S	Opponent	Score	RPI	S	Opponent	Score
1	A	Notre Dame	58 104	32	A	Syracuse	51 73	52	A	St. Mary's (CA)	82 72	112	A	Virginia	56 68
1	H	Notre Dame	56 89	32	H	Syracuse	46 64	56	A	Miami (FL)	53 74	145	A	Hartford	73 61
7	H	Florida St.	68 86	39	A	Pittsburgh	70 78	68	H	North Carolina St.	64 59	157	H	Bryant	90 79
8	A	Louisville	60 77					84	H	Georgia Tech	77 80	164	H	Indiana	67 76
15	H	Duke	60 56					97	A	Maine	64 69	182	A	Wake Forest	75 74
16	A	North Carolina	60 72					100	H	Hofstra	61 75	182	N	Wake Forest	53 69
17	A	Stanford	63 96									189	A	Holy Cross	64 80
												201	H	Virginia Tech	49 47
												203	H	Clemson	68 53
												210	H	New Hampshire	64 58
												231	N	Brown	90 80
												269	H	Providence	79 51
												312	H	Northeastern	66 56
												322	H	Boston U.	73 56
LAST 12 Division I GAMES:															
182	N	Wake Forest	53 69	182	A	Wake Forest	75 74								
201	H	Virginia Tech	49 47	1	H	Notre Dame	56 89								
8	A	Louisville	60 77	203	H	Clemson	68 53								
7	H	Florida St.	68 86	16	A	North Carolina	60 72								
32	A	Syracuse	51 73	39	A	Pittsburgh	70 78								
68	H	North Carolina St.	64 59	15	H	Duke	60 56								

Non-Div I Games:

Boston College

■ Loss,
 ■ Non-Conf, S Site,
 ■ Home
 ■ Away
 N Neutral

Average RPI Win: 210	WON-LOST	WINNING	LAST 10	STRENGTH OF	OPP. STRENGTH	TEAM	ADJ.	CONF.	ADJ CONF.
Average RPI Loss: 171	RECORD	PCT. RANK	GAMES	SCHEDULE	OF SCHEDULE	RPI	RPI	RPI	RPI
DIV. I ONLY	5- 25	326	1- 9	233	213	322	322	18	18
DIV. I NON-CONF.	3- 8	262	0- 0	242	191	282	282	20	20
TOTALS	RPI 1-25	RPI 26-50	W-L RECORDS	RPI 51-100	RPI 101-150	RPI 150+			
5- 25	0- 0	0- 2	OVERALL	0- 0	2- 9	3- 14			
4- 9	0- 0	0- 1	HOME	0- 0	1- 2	3- 6			
0- 16	0- 0	0- 0	AWAY	0- 0	0- 0	0- 1			
1- 0	0- 0	0- 0	NEUTRAL	0- 0	1- 0	0- 0			
3- 8	0- 0	0- 0	NON-CONFERENCE	0- 0	2- 5	1- 3			
2- 2	0- 0	0- 0	HOME	0- 0	1- 0	1- 2			
0- 6	0- 0	0- 0	AWAY	0- 0	0- 5	0- 1			
1- 0	0- 0	0- 0	NEUTRAL	0- 0	1- 0	0- 0			
2- 17	0- 0	0- 2	CONFERENCE	0- 0	0- 4	2- 11			
2- 7	0- 0	0- 1	HOME	0- 0	0- 2	2- 4			
0- 10	0- 0	0- 1	AWAY	0- 0	0- 2	0- 7			
0- 0	0- 0	0- 0	NEUTRAL	0- 0	0- 0	0- 0			

RPI 1-25				RPI 26-50				RPI 51-100				RPI 101+				Team's RPI: 322
RPI	S	Opponent	Score	RPI	S	Opponent	Score	RPI	S	Opponent	Score	RPI	S	Opponent	Score	
				49	A	American	45 75					101	A	Army	50 64	
				49	H	American	50 58					101	H	Army	40 65	
												106	A	Lehigh	64 85	
												106	H	Lehigh	71 78	
												110	A	New Mexico	49 56	
												123	H	Harvard	63 62	
												124	A	Boston College	56 73	
												128	A	Yale	59 66	
												133	A	Marist	50 77	
												136	A	Rhode Island	48 56	
												142	N	Stephen F. Austin	62 57	
												160	A	Bucknell	56 72	
												160	H	Bucknell	60 65	
												189	A	Holy Cross	62 76	
												189	H	Holy Cross	48 71	
												192	H	Massachusetts	57 78	
												197	A	Navy	40 48	
												197	H	Navy	55 61	
												210	H	New Hampshire	55 67	
												211	A	Lafayette	60 67	
												211	H	Lafayette	56 49	
												266	A	Colgate	54 67	
												266	A	Colgate	48 58	
												266	H	Colgate	58 53	
												286	A	Loyola Maryland	55 66	
												286	H	Loyola Maryland	53 63	
LAST 12 Division I GAMES:																
				266	A	Colgate	48 58			266	A	Colgate	54 67			
				189	A	Holy Cross	62 76			211	H	Lafayette	56 49			
				101	A	Army	50 64			197	A	Navy	40 48			
				160	H	Bucknell	60 65			106	H	Lehigh	71 78			
				49	H	American	50 58			101	H	Army	40 65			
				286	A	Loyola Maryland	55 66			160	A	Bucknell	56 72			

Non-Div I Games:

Boston U.

■ Loss,
 ■ Non-Conf,
 ■ S Site,
 ■ H Home
 ■ A Away
 N Neutral

RPI	S	Opponent	Score	
306	H	Vermont	66	61
312	A	Northeastern	74	75

B
o
s
t
o
n
U
.

B
o
s
t
o
n
U
.

Boston U.

Bowling Green

Through Games Of April 7, 2015

Average RPI Win:	280	WON-LOST	WINNING	LAST 10	STRENGTH OF	OPP. STRENGTH	TEAM	ADJ.	CONF.	ADJ CONF.
Average RPI Loss:	162	RECORD	PCT. RANK	GAMES	SCHEDULE	OF SCHEDULE	RPI	RPI	RPI	RPI
DIV. I ONLY	9- 21	277	0- 10	321	221	299	299	14	14	
DIV. I NON-CONF.	7- 4	105	0- 0	349	280	259	259	16	16	
TOTALS	RPI 1-25	RPI 26-50	W-L RECORDS	RPI 51-100	RPI 101-150	RPI 150+				
9- 21	0- 0	0- 2	OVERALL	0- 3	0- 8	9- 8				
4- 8	0- 0	0- 1	HOME	0- 1	0- 3	4- 3				
4- 12	0- 0	0- 1	AWAY	0- 2	0- 4	4- 5				
1- 1	0- 0	0- 0	NEUTRAL	0- 0	0- 1	1- 0				
7- 4	0- 0	0- 0	NON-CONFERENCE	0- 0	0- 1	7- 3				
2- 1	0- 0	0- 0	HOME	0- 0	0- 0	2- 1				
4- 2	0- 0	0- 0	AWAY	0- 0	0- 0	4- 2				
1- 1	0- 0	0- 0	NEUTRAL	0- 0	0- 1	1- 0				
2- 17	0- 0	0- 2	CONFERENCE	0- 3	0- 7	2- 5				
2- 7	0- 0	0- 1	HOME	0- 1	0- 3	2- 2				
0- 10	0- 0	0- 1	AWAY	0- 2	0- 4	0- 3				
0- 0	0- 0	0- 0	NEUTRAL	0- 0	0- 0	0- 0				

RPI S	Opponent	Score	RPI S	Opponent	Score	RPI S	Opponent	Score	RPI S	Opponent	Score	Team's RPI: 299
50	A Ohio	47 67	50	H Ohio	46 71	85	A Eastern Mich.	52 64	103	A Western Mich.	52 82	
						95	A Akron	59 67	103	A Western Mich.	42 65	
						95	H Akron	71 79	108	N Hampton	53 64	
									129	A Buffalo	45 66	
									129	H Buffalo	47 55	
									130	A Ball St.	52 77	
									130	H Ball St.	50 62	
									134	H Toledo	48 64	
									160	H Bucknell	52 53	
									183	H Central Mich.	54 57	
									195	H Iona	80 59	
									250	H Cincinnati	66 55	
									259	A Northern Ill.	50 67	
									259	H Northern Ill.	65 59	
									273	A Loyola Marymount	48 51	
									277	N UC Irvine	62 54	
									280	A Miami (OH)	51 59	
									280	H Miami (OH)	66 53	
									282	A Milwaukee	60 50	
									290	A Kent St.	48 55	
									290	H Kent St.	58 62	
									320	A Saint Francis (PA)	76 62	
									326	A Bradley	61 47	
									329	A Illinois St.	58 54	
									334	A FIU	55 68	
LAST 12 Division I GAMES:												
103	A Western Mich.	42 65	130	A Ball St.	52 77							
95	H Akron	71 79	50	H Ohio	46 71							
129	H Buffalo	47 55	129	A Buffalo	45 66							
50	A Ohio	47 67	183	H Central Mich.	54 57							
280	A Miami (OH)	51 59	134	H Toledo	48 64							
290	H Kent St.	58 62	259	A Northern Ill.	50 67							

Non-Div I Games:

Bowling Green

■ Loss,
 ■ Non-Conf,
 ■ S Site,
 ■ Home
 ■ A Away
 N Neutral

Average RPI Win: 267		WON-LOST	WINNING	LAST 10	STRENGTH OF	OPP. STRENGTH	TEAM	ADJ.	CONF.	ADJ CONF.
Average RPI Loss: 179		RECORD	PCT. RANK	GAMES	SCHEDULE	OF SCHEDULE	RPI	RPI	RPI	RPI
DIV. I ONLY		6- 24	314	3- 7	292	249	326	326	21	21
DIV. I NON-CONF.		1- 10	329	0- 0	293	295	345	345	19	19
TOTALS	RPI 1-25		RPI 26-50		W-L RECORDS		RPI 51-100		RPI 101-150	RPI 150+
6- 24	0- 1		0- 3		OVERALL		1- 0		0- 6	5- 14
4- 11	0- 0		0- 1		HOME		1- 0		0- 3	3- 7
2- 12	0- 1		0- 2		AWAY		0- 0		0- 3	2- 6
0- 1	0- 0		0- 0		NEUTRAL		0- 0		0- 0	0- 1
1- 10	0- 1		0- 1		NON-CONFERENCE		1- 0		0- 0	0- 8
1- 5	0- 0		0- 0		HOME		1- 0		0- 0	0- 5
0- 5	0- 1		0- 1		AWAY		0- 0		0- 0	0- 3
0- 0	0- 0		0- 0		NEUTRAL		0- 0		0- 0	0- 0
5- 14	0- 0		0- 2		CONFERENCE		0- 0		0- 6	5- 6
3- 6	0- 0		0- 1		HOME		0- 0		0- 3	3- 2
2- 7	0- 0		0- 1		AWAY		0- 0		0- 3	2- 3
0- 1	0- 0		0- 0		NEUTRAL		0- 0		0- 0	0- 1

[illegible]

Non-Div I Games:

Bradley

■ Loss, ■ Non-Conf, S Site, H Home A Away N Neutral

Average RPI Win:	245	WON-LOST	WINNING	LAST 10	STRENGTH OF	OPP. STRENGTH	TEAM	ADJ.	CONF.	ADJ CONF.
Average RPI Loss:	133	RECORD	PCT. RANK	GAMES	SCHEDULE	OF SCHEDULE	RPI	RPI	RPI	RPI
DIV. I ONLY	10- 18	252	3- 7	174	189	231	231	8	8	
DIV. I NON-CONF.	6- 8	195	0- 0	292	328	258	258	10	10	
TOTALS	RPI 1-25	RPI 26-50	W-L RECORDS	RPI 51-100	RPI 101-150	RPI 150+				
10- 18	0- 2	0- 0	OVERALL	0- 3	2- 7	8- 6				
4- 8	0- 1	0- 0	HOME	0- 1	0- 3	4- 3				
5- 8	0- 1	0- 0	AWAY	0- 2	2- 2	3- 3				
1- 2	0- 0	0- 0	NEUTRAL	0- 0	0- 2	1- 0				
6- 8	0- 0	0- 0	NON-CONFERENCE	0- 1	0- 3	6- 4				
3- 2	0- 0	0- 0	HOME	0- 0	0- 0	3- 2				
2- 4	0- 0	0- 0	AWAY	0- 1	0- 1	2- 2				
1- 2	0- 0	0- 0	NEUTRAL	0- 0	0- 2	1- 0				
4- 10	0- 2	0- 0	CONFERENCE	0- 2	2- 4	2- 2				
1- 6	0- 1	0- 0	HOME	0- 1	0- 3	1- 1				
3- 4	0- 1	0- 0	AWAY	0- 1	2- 1	1- 1				
0- 0	0- 0	0- 0	NEUTRAL	0- 0	0- 0	0- 0				

RPI	S	Opponent	Score	RPI	S	Opponent	Score	RPI	S	Opponent	Score	RPI	S	Opponent	Score	Team's RPI: 231
10	A	Princeton	67 79					58	A	Penn	58 75	123	A	Harvard	83 80	
10	H	Princeton	58 86					58	H	Penn	75 83	123	H	Harvard	69 76	
								97	A	Maine	53 58	124	N	Boston College	80 90	
												128	A	Yale	49 66	
												128	H	Yale	69 79	
												136	A	Rhode Island	61 65	
												138	A	Cornell	58 51	
												138	H	Cornell	52 65	
												148	N	UC Riverside	65 79	
												153	A	Dartmouth	50 47	
												153	H	Dartmouth	53 71	
												157	H	Bryant	60 67	
												166	H	St. Bonaventure	56 58	
												210	A	New Hampshire	57 60	
												218	H	Sacred Heart	66 56	
												269	A	Providence	69 78	
												288	A	Columbia	74 83	
												288	H	Columbia	85 76	
												291	A	Morgan St.	59 52	
												294	H	NJIT	67 39	
												298	H	Fairleigh Dickinson	79 74	
												306	A	Vermont	81 76	
												341	N	Howard	80 68	
LAST 12 Division I GAMES:																
123	H	Harvard	69 76	58	H	Penn	75 83									
153	H	Dartmouth	53 71	10	H	Princeton	58 86									
10	A	Princeton	67 79	153	A	Dartmouth	50 47									
58	A	Penn	58 75	123	A	Harvard	83 80									
138	A	Cornell	58 51	288	H	Columbia	85 76									
288	A	Columbia	74 83	138	H	Cornell	52 65									

Non-Div I Games:

Brown

■ Loss,
 ■ Non-Conf,
 ■ S Site,
 ■ Home
 ■ A Away
 N Neutral

B
r
y
a
n
tB
r
y
a
n
t

Bryant

Page 38

B
r
y
a
n
t

RPI S Opponent Score

Through Games Of April 7, 2015

RPI	S	Opponent	Score	
320	A	Saint Francis (PA)	73	71
320	H	Saint Francis (PA)	87	83
323	A	Wagner	64	47
323	H	Wagner	84	48





























































B
r
y
a
n
t

Bryant

Bucknell




Through Games Of April 7, 2015

Average RPI Win: 248	WON-LOST	WINNING	LAST 10	STRENGTH OF	OPP. STRENGTH	TEAM	ADJ.	CONF.	ADJ CONF.
Average RPI Loss: 132	RECORD	PCT. RANK	GAMES	SCHEDULE	OF SCHEDULE	RPI	RPI	RPI	RPI
DIV. I ONLY	18- 12	105	5- 5	286	243	160	160	18	18
DIV. I NON-CONF.	8- 3	62	0- 0	318	275	121	121	20	20
TOTALS	RPI 1-25	RPI 26-50	W-L RECORDS	RPI 51-100	RPI 101-150	RPI 150+			
18- 12	0- 0	0- 2	OVERALL	0- 2	3- 3	15- 5			
10- 4	0- 0	0- 1	HOME	0- 0	3- 1	7- 2			
8- 8	0- 0	0- 0	AWAY	0- 0	0- 0	8- 1			
0- 0	0- 0	0- 0	NEUTRAL	0- 0	0- 0	0- 0			
8- 3	0- 0	0- 0	NON-CONFERENCE	0- 2	2- 0	6- 1			
4- 0	0- 0	0- 0	HOME	0- 0	2- 0	2- 0			
4- 3	0- 0	0- 0	AWAY	0- 2	0- 0	4- 1			
0- 0	0- 0	0- 0	NEUTRAL	0- 0	0- 0	0- 0			
10- 9	0- 0	0- 2	CONFERENCE	0- 0	1- 3	9- 4			
6- 4	0- 0	0- 1	HOME	0- 0	1- 1	5- 2			
4- 5	0- 0	0- 1	AWAY	0- 0	0- 2	4- 2			
0- 0	0- 0	0- 0	NEUTRAL	0- 0	0- 0	0- 0			

RPI S	Opponent	Score	RPI S	Opponent	Score	RPI S	Opponent	Score	RPI S	Opponent	Score	Team's RPI: 160
			49  American	55  65	55  Michigan	61  68	101  Army	45  67				
			49  American	55  60	91  Youngstown St.	54  69	101  Army	46  50				
							106  Lehigh	61  76				
							106  Lehigh	69 61				
							128  Yale	73 66				
							138  Cornell	59 51				
							189  Holy Cross	61  69				
							189  Holy Cross	52  53				
							194  Delaware	56  58				
							197  Navy	44 42				
							197  Navy	49  60				
							197  Navy	51 50				
							211  Lafayette	77 71				
							211  Lafayette	51 37				
							261  UMBC	85 41				
							266  Colgate	41  54				
							266  Colgate	77 75				
							286  Loyola Maryland	72 61				
							286  Loyola Maryland	66 49				
							291  Morgan St.	79 50				
							298  Fairleigh Dickinson	61 60				
							299  Bowling Green	53 52				
							319  Mt. St. Mary's	74 49				
							322  Boston U.	65 60				
							322  Boston U.	72 56				
							324  Binghamton	68 57				
LAST 12 Division I GAMES:												
			197  Navy	49  60	197  Navy	51 50						
			49  American	55  65	189  Holy Cross	61  69						
			106  Lehigh	69 61	211  Lafayette	51 37						
			322  Boston U.	65 60	266  Colgate	41  54						
			286  Loyola Maryland	72 61	106  Lehigh	61  76						
			101  Army	46  50	322  Boston U.	72 56						

Non-Div I Games:

Bucknell

 Loss,
  Non-Conf, S Site,
  Home
  Away
 N Neutral

Buffalo

Through Games Of April 7, 2015

Average RPI Win: 218	WON-LOST	WINNING	LAST 10	STRENGTH OF	OPP. STRENGTH	TEAM	ADJ.	CONF.	ADJ CONF.
Average RPI Loss: 123	RECORD	PCT. RANK	GAMES	SCHEDULE	OF SCHEDULE	RPI	RPI	RPI	RPI
DIV. I ONLY	19- 13	108	6- 4	215	176	129	129	14	14
DIV. I NON-CONF.	7- 5	132	0- 1	310	185	171	171	16	16
TOTALS	RPI 1-25	RPI 26-50	W-L RECORDS	RPI 51-100	RPI 101-150	RPI 150+			
19- 13	0- 1	0- 3	OVERALL	2- 2	5- 4	12- 3			
8- 4	0- 0	0- 1	HOME	1- 0	2- 2	5- 1			
9- 7	0- 1	0- 1	AWAY	1- 2	2- 1	6- 2			
2- 2	0- 0	0- 1	NEUTRAL	0- 0	1- 1	1- 0			
7- 5	0- 1	0- 0	NON-CONFERENCE	0- 1	1- 2	6- 1			
2- 1	0- 0	0- 0	HOME	0- 0	0- 1	2- 0			
4- 3	0- 1	0- 0	AWAY	0- 1	1- 0	3- 1			
1- 1	0- 0	0- 0	NEUTRAL	0- 0	0- 1	1- 0			
12- 8	0- 0	0- 3	CONFERENCE	2- 1	4- 2	6- 2			
6- 3	0- 0	0- 1	HOME	1- 0	2- 1	3- 1			
5- 4	0- 0	0- 1	AWAY	1- 1	1- 1	3- 1			
1- 1	0- 0	0- 1	NEUTRAL	0- 0	1- 0	0- 0			

RPI 1-25				RPI 26-50				RPI 51-100				RPI 101+ Team's RPI: 129			
RPI	S	Opponent	Score	RPI	S	Opponent	Score	RPI	S	Opponent	Score	RPI	S	Opponent	Score
15	A	Duke	54 88	50	A	Ohio	70 78	65	A	West Virginia	61 84	103	A	Western Mich.	54 44
				50	H	Ohio	50 61	85	A	Eastern Mich.	75 53	103	H	Western Mich.	59 62
				50	N	Ohio	55 63	95	A	Akron	70 81	103	N	Western Mich.	63 60
								95	H	Akron	87 80	116	N	Tulsa	77 87
												130	H	Ball St.	53 43
												134	A	Toledo	63 75
												134	H	Toledo	68 61
												138	A	Cornell	65 58
												147	H	Siena	50 58
												166	H	St. Bonaventure	51 44
												183	A	Central Mich.	58 66
												238	H	Niagara	73 64
												259	H	Northern Ill.	47 43
												263	A	Canisius	72 55
												280	A	Miami (OH)	71 51
												280	H	Miami (OH)	68 78
												290	A	Kent St.	68 58
												290	H	Kent St.	59 57
												299	A	Bowling Green	55 47
												299	H	Bowling Green	66 45
												309	A	LIU Brooklyn	73 79
												320	A	Saint Francis (PA)	88 80
												321	A	Manhattan	68 58
												329	N	Illinois St.	68 60
LAST 12 Division I GAMES:															
65	A	West Virginia	61 84	50	A	Ohio	70 78	280	H	Miami (OH)	68 78	290	H	Kent St.	59 57
50	N	Ohio	55 63	103	N	Western Mich.	63 60	103	A	Western Mich.	54 44	95	A	Akron	70 81
290	A	Kent St.	68 58	299	A	Bowling Green	55 47	299	H	Bowling Green	66 45				
299	A	Bowling Green	55 47	95	H	Akron	87 80								

Non-Div I Games:

Buffalo

■ Loss,
 ■ Non-Conf,
 ■ S Site,
 ■ Home
 ■ A Away
 N Neutral

Butler										
Average RPI Win:	195	WON-LOST	WINNING	LAST 10	STRENGTH OF	OPP. STRENGTH	TEAM	ADJ.	CONF.	ADJ CONF.
Average RPI Loss:	93	RECORD	PCT. RANK	GAMES	SCHEDULE	OF SCHEDULE	RPI	RPI	RPI	RPI
DIV. I ONLY	13- 16	212	3- 7	85	91	146	146	10	10	
DIV. I NON-CONF.	3- 7	250	0- 0	79	136	198	198	9	9	
<hr/>										
TOTALS	RPI 1-25	RPI 26-50	W-L RECORDS	RPI 51-100	RPI 101-150	RPI 150+				
13- 16	0- 2	0- 5	OVERALL	4- 5	1- 0	8- 4				
7- 6	0- 1	0- 2	HOME	3- 1	1- 0	3- 2				
6- 7	0- 0	0- 3	AWAY	1- 2	0- 0	5- 2				
0- 3	0- 1	0- 0	NEUTRAL	0- 2	0- 0	0- 0				
3- 7	0- 2	0- 1	NON-CONFERENCE	1- 1	1- 0	1- 3				
2- 2	0- 1	0- 0	HOME	1- 0	1- 0	0- 1				
1- 3	0- 0	0- 1	AWAY	0- 0	0- 0	1- 2				
0- 2	0- 1	0- 0	NEUTRAL	0- 1	0- 0	0- 0				
10- 9	0- 0	0- 4	CONFERENCE	3- 4	0- 0	7- 1				
5- 4	0- 0	0- 2	HOME	2- 1	0- 0	3- 1				
5- 4	0- 0	0- 2	AWAY	1- 2	0- 0	4- 0				
0- 1	0- 0	0- 0	NEUTRAL	0- 1	0- 0	0- 0				

RPI 1-25			RPI 26-50			RPI 51-100			RPI 101+ Team's RPI: 146		
RPI	S	Opponent	Score	RPI	S	Opponent	Score	RPI	S	Opponent	Score
20	N	Oregon St.	53 85	35	A	DePaul	76 92	54	N	BYU	62 81
22	H	Chattanooga	47 76	35	H	DePaul	65 83	63	A	Villanova	52 63
				43	A	Seton Hall	65 70	63	H	Villanova	72 58
				43	H	Seton Hall	76 85	63	N	Villanova	49 70
				46	A	Minnesota	86 88	77	A	St. John's (NY)	55 50
								77	H	St. John's (NY)	49 60
								88	H	Wright St.	57 49
								89	A	Creighton	55 62
								89	H	Creighton	63 58
<hr/>											
LAST 12 Division I GAMES:											
				63	N	Villanova	49 70	249	H	Marquette	74 77
				43	H	Seton Hall	76 85	35	H	DePaul	65 83
				77	H	St. John's (NY)	49 60	89	A	Creighton	55 62
				191	H	Xavier	71 53	269	A	Providence	67 59
				296	A	Georgetown	65 56	191	A	Xavier	58 54
				63	A	Villanova	52 63	296	H	Georgetown	63 58
								329	A	Illinois St.	72 60

Non-Div I Games: BYU-Hawaii 71 50

Butler

■ Loss,
 ■ Non-Conf,
 ■ S Site,
 ■ H Home
 ■ A Away
 N Neutral

CSUN				STRENGTH OF SCHEDULE	OPP. STRENGTH OF SCHEDULE	TEAM RPI	ADJ. RPI	CONF. RPI	ADJ CONF. RPI
Average RPI Win:	197	WON-LOST RECORD	WINNING PCT. RANK						
Average RPI Loss:	98		LAST 10 GAMES						
DIV. I ONLY	23- 10	53	9- 1	176	117	75	75	15	15
DIV. I NON-CONF.	10- 5	87	0- 1	165	89	71	71	14	14
TOTALS	RPI 1-25	RPI 26-50	W-L RECORDS	RPI 51-100	RPI 101-150	RPI 150+			
23- 10	0- 2	0- 0	OVERALL	3- 4	4- 1	16- 3			
12- 2	0- 0	0- 0	HOME	1- 0	2- 1	9- 1			
9- 7	0- 1	0- 0	AWAY	1- 4	2- 0	6- 2			
2- 1	0- 1	0- 0	NEUTRAL	1- 0	0- 0	1- 0			
10- 5	0- 2	0- 0	NON-CONFERENCE	1- 3	1- 0	8- 0			
6- 0	0- 0	0- 0	HOME	0- 0	1- 0	5- 0			
4- 4	0- 1	0- 0	AWAY	1- 3	0- 0	3- 0			
0- 1	0- 1	0- 0	NEUTRAL	0- 0	0- 0	0- 0			
13- 5	0- 0	0- 0	CONFERENCE	2- 1	3- 1	8- 3			
6- 2	0- 0	0- 0	HOME	1- 0	1- 1	4- 1			
5- 3	0- 0	0- 0	AWAY	0- 1	2- 0	3- 2			
2- 0	0- 0	0- 0	NEUTRAL	1- 0	0- 0	1- 0			

RPI 1-25				RPI 26-50				RPI 51-100 Team's RPI: 75				RPI 101+			
RPI	S	Opponent	Score	RPI	S	Opponent	Score	RPI	S	Opponent	Score	RPI	S	Opponent	Score
17	A	Stanford	60 73					52	A	St. Mary's (CA)	63 73	113	A	Long Beach St.	67 52
18	N	FGCU	64 73					54	A	BYU	63 54	113	H	Long Beach St.	77 61
								81	A	Hawaii	49 64	117	H	Sacramento St.	81 66
								81	H	Hawaii	53 46	148	A	UC Riverside	88 70
								81	N	Hawaii	67 60	148	H	UC Riverside	56 68
								87	A	Saint Joseph's	54 61	156	A	UC Davis	67 73
								93	A	Southern California	74 85	156	H	UC Davis	49 60
												156	N	UC Davis	61 47
												167	A	Cal Poly	54 63
												167	H	Cal Poly	70 58
												169	H	Montana St.	78 66
												177	H	Texas Southern	63 50
												190	H	Idaho	67 50
												214	A	Cal St. Fullerton	65 53
												214	H	Cal St. Fullerton	82 51
												225	A	San Diego St.	65 54
												233	H	Pepperdine	74 48
												267	A	Northern Ariz.	77 71
												277	A	UC Irvine	72 63
												277	H	UC Irvine	82 60
												292	H	Portland	45 41
												303	A	Seattle	86 63
												332	A	UC Santa Barbara	60 21
												332	H	UC Santa Barbara	84 48
LAST 12 Division I GAMES:															
17	A	Stanford	60 73	277	H	UC Irvine	82 60								
81	N	Hawaii	67 60	332	A	UC Santa Barbara	60 21								
156	N	UC Davis	61 47	167	H	Cal Poly	70 58								
113	H	Long Beach St.	77 61	214	H	Cal St. Fullerton	82 51								
148	A	UC Riverside	88 70	156	A	UC Davis	67 73								
214	A	Cal St. Fullerton	65 53	81	A	Hawaii	49 64								

Non-Div I Games:

CSUN

■ Loss,
 ■ Non-Conf,
 ■ S Site,
 ■ Home
 ■ A Away
 N Neutral

Average RPI Win: 205	WON-LOST	WINNING	LAST 10	STRENGTH OF	OPP. STRENGTH	TEAM	ADJ.	CONF.	ADJ CONF.
Average RPI Loss: 138	RECORD	PCT. RANK	GAMES	SCHEDULE	OF SCHEDULE	RPI	RPI	RPI	RPI
DIV. I ONLY	15- 14	163	5- 5	188	181	167	167	15	15
DIV. I NON-CONF.	5- 7	202	0- 0	164	252	197	197	14	14
TOTALS	RPI 1-25	RPI 26-50	W-L RECORDS	RPI 51-100	RPI 101-150	RPI 150+			
15- 14	0- 0	0- 0	OVERALL	2- 5	3- 4	10- 5			
9- 5	0- 0	0- 0	HOME	2- 1	2- 1	5- 3			
6- 9	0- 0	0- 0	AWAY	0- 4	1- 3	5- 2			
0- 0	0- 0	0- 0	NEUTRAL	0- 0	0- 0	0- 0			
5- 7	0- 0	0- 0	NON-CONFERENCE	0- 3	1- 2	4- 2			
3- 3	0- 0	0- 0	HOME	0- 1	1- 0	2- 2			
2- 4	0- 0	0- 0	AWAY	0- 2	0- 2	2- 0			
0- 0	0- 0	0- 0	NEUTRAL	0- 0	0- 0	0- 0			
10- 7	0- 0	0- 0	CONFERENCE	2- 2	2- 2	6- 3			
6- 2	0- 0	0- 0	HOME	2- 0	1- 1	3- 1			
4- 5	0- 0	0- 0	AWAY	0- 2	1- 1	3- 2			
0- 0	0- 0	0- 0	NEUTRAL	0- 0	0- 0	0- 0			

RPI S	Opponent	Score	RPI S	Opponent	Score	RPI S	Opponent	Score	RPI S	Opponent	Score	Team's RPI: 167
52	H St. Mary's (CA)	64 65	110	A New Mexico	68 84	57	A Fresno St.	56 67	113	A Long Beach St.	58 57	
75	A CSUN	58 70	113	H Long Beach St.	74 85	75	H CSUN	63 54	115	A New Mexico St.	65 79	
81	A Hawaii	64 79	144	H Bakersfield	71 66	81	H Hawaii	70 65	148	A UC Riverside	78 82	
81	H Hawaii	70 65	148	H UC Riverside	70 68	96	A Colorado St.	63 65	153	H Dartmouth	61 74	
			156	A UC Davis	68 52				156	H UC Davis	72 64	
			214	A Cal St. Fullerton	48 55				214	A Cal St. Fullerton	57 48	
			214	A Cal St. Fullerton	60 74				214	H Cal St. Fullerton	60 74	
			223	A Santa Clara	79 73				233	H Pepperdine	69 76	
			233	H Pepperdine	63 48				257	H A&M-Corpus Christi	63 48	
			273	A Loyola Marymount	87 79				277	A UC Irvine	75 84	
			277	H UC Irvine	74 58				277	H UC Irvine	74 58	
			292	H Portland	76 67				332	A UC Santa Barbara	56 41	
			332	A UC Santa Barbara	84 63				332	H UC Santa Barbara	84 63	
LAST 12 Division I GAMES:												
214	A Cal St. Fullerton	48 55	113	A Long Beach St.	58 57							
332	H UC Santa Barbara	84 63	75	A CSUN	58 70							
277	A UC Irvine	75 84	81	A Hawaii	64 79							
156	A UC Davis	68 52	277	H UC Irvine	74 58							
148	H UC Riverside	70 68	156	H UC Davis	72 64							
214	H Cal St. Fullerton	60 74	148	A UC Riverside	78 82							

Non-Div I Games:

Cal Poly

■ Loss,
 ■ Non-Conf,
 ■ S Site,
 ■ H Home
 ■ A Away
 N Neutral

Average RPI Win:	239	WON-LOST	WINNING	LAST 10	STRENGTH OF	OPP. STRENGTH	TEAM	ADJ.	CONF.	ADJ CONF.
Average RPI Loss:	114	RECORD	PCT. RANK	GAMES	SCHEDULE	OF SCHEDULE	RPI	RPI	RPI	RPI
DIV. I ONLY	13- 19	238	4- 6	138	216	214	214	15	15	
DIV. I NON-CONF.	6- 7	174	0- 0	131	279	157	157	14	14	
TOTALS	RPI 1-25	RPI 26-50	W-L RECORDS	RPI 51-100	RPI 101-150	RPI 150+				
13- 19	0- 0	0- 0	OVERALL	0- 11	3- 3	10- 5				
7- 8	0- 0	0- 0	HOME	0- 4	2- 1	5- 3				
6- 9	0- 0	0- 0	AWAY	0- 5	1- 2	5- 2				
0- 2	0- 0	0- 0	NEUTRAL	0- 2	0- 0	0- 0				
6- 7	0- 0	0- 0	NON-CONFERENCE	0- 6	1- 0	5- 1				
2- 3	0- 0	0- 0	HOME	0- 2	0- 0	2- 1				
4- 3	0- 0	0- 0	AWAY	0- 3	1- 0	3- 0				
0- 1	0- 0	0- 0	NEUTRAL	0- 1	0- 0	0- 0				
7- 12	0- 0	0- 0	CONFERENCE	0- 5	2- 3	5- 4				
5- 5	0- 0	0- 0	HOME	0- 2	2- 1	3- 2				
2- 6	0- 0	0- 0	AWAY	0- 2	0- 2	2- 2				
0- 1	0- 0	0- 0	NEUTRAL	0- 1	0- 0	0- 0				

RPI 1-25				RPI 26-50				RPI 51-100				RPI 101+				Team's RPI: 214	
RPI	S	Opponent	Score	RPI	S	Opponent	Score	RPI	S	Opponent	Score	RPI	S	Opponent	Score		
								57	A	Fresno St.	52	57	113	A	Long Beach St.	70	74
								63	H	Villanova	43	50	113	H	Long Beach St.	62	69
								65	A	San Diego	54	60	115	A	New Mexico St.	66	51
								75	A	CSUN	51	82	148	A	UC Riverside	69	77
								75	H	CSUN	53	65	148	H	UC Riverside	71	59
								76	A	South Dakota	50	86	148	H	UC Riverside	58	49
								80	H	Albany (NY)	49	71	156	A	UC Davis	59	64
								81	A	Hawaii	38	61	156	H	UC Davis	67	74
								81	H	Hawaii	43	54	167	A	Cal Poly	74	60
								81	N	Hawaii	64	73	167	H	Cal Poly	48	57
								85	N	Eastern Mich.	74	78	167	H	Cal Poly	55	48
													169	H	Montana St.	47	63
													258	A	Weber St.	70	68
													268	H	North Dakota St.	86	79
													277	A	UC Irvine	62	51
													277	H	UC Irvine	66	54
													303	A	Seattle	66	59
													308	A	Denver	78	61
													332	A	UC Santa Barbara	39	48
													332	H	UC Santa Barbara	54	50
													342	H	UMKC	72	52
LAST 12 Division I GAMES:																	
				81	N	Hawaii	64	73	75	H	CSUN	53	65				
				167	H	Cal Poly	55	48	332	A	UC Santa Barbara	39	48				
				148	H	UC Riverside	71	59	167	A	Cal Poly	74	60				
				81	A	Hawaii	38	61	81	H	Hawaii	43	54				
				277	H	UC Irvine	66	54	156	H	UC Davis	67	74				
				113	H	Long Beach St.	62	69	75	A	CSUN	51	82				

Non-Div I Games:

Cal St. Fullerton

■ Loss,
 ■ Non-Conf,
 ■ S Site,
 ■ Home
 ■ A Away
 N Neutral

California

Through Games Of April 7, 2015

Average RPI Win:	109	WON-LOST	WINNING	LAST 10	STRENGTH OF	OPP. STRENGTH	TEAM	ADJ.	CONF.	ADJ CONF.
Average RPI Loss:	44	RECORD	PCT. RANK	GAMES	SCHEDULE	OF SCHEDULE	RPI	RPI	RPI	RPI
DIV. I ONLY	24- 10	48	5- 5	21	24	24	24	5	5	
DIV. I NON-CONF.	9- 4	72	1- 1	26	63	38	38	5	5	
TOTALS	RPI 1-25	RPI 26-50	W-L RECORDS	RPI 51-100	RPI 101-150	RPI 150+				
24- 10	2- 6	3- 1	OVERALL	11- 1	2- 2	6- 0				
12- 5	0- 4	2- 0	HOME	4- 1	2- 0	4- 0				
9- 4	2- 1	0- 1	AWAY	5- 0	0- 2	2- 0				
3- 1	0- 1	1- 0	NEUTRAL	2- 0	0- 0	0- 0				
9- 4	0- 2	1- 0	NON-CONFERENCE	4- 0	2- 2	2- 0				
6- 2	0- 2	1- 0	HOME	1- 0	2- 0	2- 0				
2- 2	0- 0	0- 0	AWAY	2- 0	0- 2	0- 0				
1- 0	0- 0	0- 0	NEUTRAL	1- 0	0- 0	0- 0				
15- 6	2- 4	2- 1	CONFERENCE	7- 1	0- 0	4- 0				
6- 3	0- 2	1- 0	HOME	3- 1	0- 0	2- 0				
7- 2	2- 1	0- 1	AWAY	3- 0	0- 0	2- 0				
2- 1	0- 1	1- 0	NEUTRAL	1- 0	0- 0	0- 0				

RPI	S	Opponent	Score	RPI	S	Opponent	Score	RPI	S	Opponent	Score	RPI	S	Opponent	Score
8	H	Louisville	57 70	36	A	Washington	77 79	53	A	UCLA	72 57	104	A	Kansas	39 62
13	A	Arizona St.	50 49	36	H	Washington	82 58	53	H	UCLA	70 64	113	A	Long Beach St.	56 58
13	H	Arizona St.	52 67	36	N	Washington	69 53	78	A	Washington St.	70 62	117	H	Sacramento St.	107 94
17	A	Stanford	63 53	42	H	Wichita St.	78 66	78	H	Washington St.	57 54	119	H	Old Dominion	79 59
17	H	Stanford	47 59					81	A	Hawaii	79 72	171	A	Oregon	74 59
17	N	Stanford	60 61					82	A	Pacific	84 64	209	A	Arizona	65 46
19	H	Texas	70 73					89	H	Creighton	94 69	209	H	Arizona	68 56
20	A	Oregon St.	55 73					90	N	Missouri	82 70	227	H	San Jose St.	110 87
								93	A	Southern California	67 53	236	H	Utah	67 49
								93	H	Southern California	54 65	287	H	Nevada	76 54
								99	H	Colorado	75 59				
								99	N	Colorado	68 55				
LAST 12 Division I GAMES:															
19	H	Texas	70 73	171	A	Oregon	74 59								
42	H	Wichita St.	78 66	17	A	Stanford	63 53								
17	N	Stanford	60 61	17	H	Stanford	47 59								
99	N	Colorado	68 55	93	H	Southern California	54 65								
36	N	Washington	69 53	53	H	UCLA	70 64								
20	A	Oregon St.	55 73	13	A	Arizona St.	50 49								

Non-Div I Games:

California

Loss, Non-Conf, S Site, H Home A Away N Neutral

Average RPI Win:	283	WON-LOST	WINNING	LAST 10	STRENGTH OF	OPP. STRENGTH	TEAM	ADJ.	CONF.	ADJ CONF.
Average RPI Loss:	170	RECORD	PCT. RANK	GAMES	SCHEDULE	OF SCHEDULE	RPI	RPI	RPI	RPI
DIV. I ONLY	17- 12	111	7- 3	294	336	206	206	28	28	
DIV. I NON-CONF.	3- 4	195	0- 0	308	332	280	280	32	32	
TOTALS	RPI 1-25	RPI 26-50	W-L RECORDS	RPI 51-100	RPI 101-150	RPI 150+				
17- 12	0- 0	0- 0	OVERALL	0- 4	0- 1	17- 7				
11- 2	0- 0	0- 0	HOME	0- 1	0- 1	11- 0				
4- 9	0- 0	0- 0	AWAY	0- 2	0- 0	4- 7				
2- 1	0- 0	0- 0	NEUTRAL	0- 1	0- 0	2- 0				
3- 4	0- 0	0- 0	NON-CONFERENCE	0- 1	0- 1	3- 2				
2- 1	0- 0	0- 0	HOME	0- 0	0- 1	2- 0				
0- 3	0- 0	0- 0	AWAY	0- 1	0- 0	0- 2				
1- 0	0- 0	0- 0	NEUTRAL	0- 0	0- 0	1- 0				
14- 8	0- 0	0- 0	CONFERENCE	0- 3	0- 0	14- 5				
9- 1	0- 0	0- 0	HOME	0- 1	0- 0	9- 0				
4- 6	0- 0	0- 0	AWAY	0- 1	0- 0	4- 5				
1- 1	0- 0	0- 0	NEUTRAL	0- 1	0- 0	1- 0				

RPI S	Opponent	Score	RPI S	Opponent	Score	RPI S	Opponent	Score	RPI S	Opponent	Score	Team's RPI: 206
						64 A	Liberty	40 64	107 H	Elon	51 77	
						64 H	Liberty	57 64	152 A	High Point	59 79	
						64 N	Liberty	43 71	152 H	High Point	64 61	
						72 A	Stetson	63 76	199 A	Winthrop	59 61	
									199 H	Winthrop	62 52	
									199 N	Winthrop	65 52	
									207 A	Radford	43 67	
									207 H	Radford	65 62	
									230 A	UNCW	80 89	
									242 A	Presbyterian	42 51	
									242 H	Presbyterian	58 45	
									262 N	Bethune-Cookman	66 55	
									279 A	Gardner-Webb	72 62	
									279 H	Gardner-Webb	75 74	
									301 A	Western Caro.	57 67	
									307 A	UNC Asheville	56 51	
									307 H	UNC Asheville	60 55	
									319 H	Mt. St. Mary's	60 42	
									335 A	Coastal Caro.	40 50	
									335 H	Coastal Caro.	78 69	
									339 H	N.C. Central	65 60	
									343 A	Longwood	65 58	
									343 H	Longwood	68 56	
									348 A	Charleston So.	69 65	
									348 H	Charleston So.	61 47	
LAST 12 Division I GAMES:												
			64 N	Liberty	43 71		152 H	High Point	64 61			
			199 N	Winthrop	65 52		307 A	UNC Asheville	56 51			
			64 H	Liberty	57 64		348 H	Charleston So.	61 47			
			335 H	Coastal Caro.	78 69		199 H	Winthrop	62 52			
			207 A	Radford	43 67		343 H	Longwood	68 56			
			279 A	Gardner-Webb	72 62		242 A	Presbyterian	42 51			

Non-Div I Games: Pfeiffer 89 61 Brevard 72 51

Campbell

Loss, Non-Conf, S Site, H Home A Away N Neutral

Average RPI Win: 289	WON-LOST	WINNING	LAST 10	STRENGTH OF	OPP. STRENGTH	TEAM	ADJ.	CONF.	ADJ CONF.
Average RPI Loss: 143	RECORD	PCT. RANK	GAMES	SCHEDULE	OF SCHEDULE	RPI	RPI	RPI	RPI
DIV. I ONLY	10- 20	262	2- 8	232	251	263	263	25	25
DIV. I NON-CONF.	2- 7	291	0- 0	141	201	255	255	24	24
TOTALS	RPI 1-25	RPI 26-50	W-L RECORDS	RPI 51-100	RPI 101-150	RPI 150+			
10- 20	0- 0	0- 3	OVERALL	0- 3	0- 5	10- 9			
5- 9	0- 0	0- 1	HOME	0- 2	0- 3	5- 3			
5- 10	0- 0	0- 2	AWAY	0- 1	0- 2	5- 5			
0- 1	0- 0	0- 0	NEUTRAL	0- 0	0- 0	0- 1			
2- 7	0- 0	0- 1	NON-CONFERENCE	0- 3	0- 1	2- 2			
1- 3	0- 0	0- 0	HOME	0- 2	0- 1	1- 0			
1- 4	0- 0	0- 1	AWAY	0- 1	0- 0	1- 2			
0- 0	0- 0	0- 0	NEUTRAL	0- 0	0- 0	0- 0			
8- 13	0- 0	0- 2	CONFERENCE	0- 0	0- 4	8- 7			
4- 6	0- 0	0- 1	HOME	0- 0	0- 2	4- 3			
4- 6	0- 0	0- 1	AWAY	0- 0	0- 2	4- 3			
0- 1	0- 0	0- 0	NEUTRAL	0- 0	0- 0	0- 1			

RPI S	Opponent	Score	RPI S	Opponent	Score	RPI S	Opponent	Score	RPI S	Opponent	Score	Team's RPI: 263
30	A Quinnipiac	85 88	30	H Quinnipiac	66 86	55	A Michigan	43 79	129	H Buffalo	55 72	
32	A Syracuse	37 70				80	H Albany (NY)	59 64	133	A Marist	64 74	
						91	H Youngstown St.	48 80	133	H Marist	49 63	
									147	A Siena	54 58	
									147	H Siena	70 71	
									157	A Bryant	68 71	
									166	A St. Bonaventure	46 62	
									178	A Fairfield	58 61	
									178	H Fairfield	54 63	
									195	A Iona	75 85	
									195	H Iona	62 80	
									238	A Niagara	66 55	
									238	H Niagara	65 59	
									240	A Monmouth	75 58	
									240	H Monmouth	62 49	
									240	N Monmouth	56 68	
									276	A Rider	51 52	
									276	H Rider	56 58	
									320	A Saint Francis (PA)	87 74	
									321	A Manhattan	56 45	
									321	H Manhattan	55 44	
									324	H Binghamton	91 75	
									325	A Saint Peter's	57 45	
									325	H Saint Peter's	75 50	
LAST 12 Division I GAMES:												
240	N Monmouth	56 68	178	A Fairfield	58 61							
147	A Siena	54 58	133	H Marist	49 63							
238	H Niagara	65 59	178	H Fairfield	54 63							
240	H Monmouth	62 49	276	A Rider	51 52							
276	H Rider	56 58	240	A Monmouth	75 58							
30	A Quinnipiac	85 88	195	H Iona	62 80							

Non-Div I Games:

Canisius

Average RPI Win:	286	WON-LOST	WINNING	LAST 10	STRENGTH OF	OPP. STRENGTH	TEAM	ADJ.	CONF.	ADJ CONF.
Average RPI Loss:	195	RECORD	PCT. RANK	GAMES	SCHEDULE	OF SCHEDULE	RPI	RPI	RPI	RPI
DIV. I ONLY	13- 14	193	5- 5	315	323	253	253	27	27	
DIV. I NON-CONF.	3- 5	216	0- 0	238	346	256	256	27	27	
TOTALS	RPI 1-25	RPI 26-50	W-L RECORDS	RPI 51-100	RPI 101-150	RPI 150+				
13- 14	0- 0	0- 1	OVERALL	0- 1	0- 1	13- 11				
7- 5	0- 0	0- 0	HOME	0- 0	0- 1	7- 4				
5- 7	0- 0	0- 1	AWAY	0- 1	0- 0	5- 5				
1- 2	0- 0	0- 0	NEUTRAL	0- 0	0- 0	1- 2				
3- 5	0- 0	0- 1	NON-CONFERENCE	0- 1	0- 0	3- 3				
1- 2	0- 0	0- 0	HOME	0- 0	0- 0	1- 2				
1- 2	0- 0	0- 1	AWAY	0- 1	0- 0	1- 0				
1- 1	0- 0	0- 0	NEUTRAL	0- 0	0- 0	1- 1				
10- 9	0- 0	0- 0	CONFERENCE	0- 0	0- 1	10- 8				
6- 3	0- 0	0- 0	HOME	0- 0	0- 1	6- 2				
4- 5	0- 0	0- 0	AWAY	0- 0	0- 0	4- 5				
0- 1	0- 0	0- 0	NEUTRAL	0- 0	0- 0	0- 1				

RPI S	Opponent	Score	RPI S	Opponent	Score	RPI S	Opponent	Score	RPI S	Opponent	Score	Team's RPI: 253
29	A Western Ky.	57 93	84	A Georgia Tech	50 88	142	H Stephen F. Austin	46 73				
						176	A Northwestern St.	52 54				
						176	H Northwestern St.	63 46				
						176	N Northwestern St.	49 63				
						198	A Lamar	46 82				
						208	H Jacksonville St.	54 63				
						212	A McNeese St.	68 72				
						212	H McNeese St.	63 65				
						215	A Nicholls St.	43 53				
						215	H Nicholls St.	72 75				
						255	A Houston Baptist	37 58				
						256	A Abilene Christian	66 60				
						257	H A&M-Corpus Christi	63 59				
						260	H Austin Peay	63 54				
						274	N Jackson St.	56 45				
						285	N Eastern Ky.	55 56				
						295	A Sam Houston St.	64 56				
						295	H Sam Houston St.	66 63				
						300	A New Orleans	53 46				
						300	H New Orleans	50 44				
						317	A Alcorn	62 36				
						318	H Southeast Mo. St.	46 48				
						327	A Southeastern La.	60 48				
						327	H Southeastern La.	73 57				
						340	H Incarnate Word	58 49				
LAST 12 Division I GAMES:												
176	N Northwestern St.	49 63	212	H McNeese St.	63 65							
212	A McNeese St.	68 72	340	H Incarnate Word	58 49							
215	A Nicholls St.	43 53	176	A Northwestern St.	52 54							
327	H Southeastern La.	73 57	300	H New Orleans	50 44							
295	A Sam Houston St.	64 56	327	A Southeastern La.	60 48							
295	H Sam Houston St.	66 63	176	H Northwestern St.	63 46							

Non-Div I Games: Williams Baptist 73 57 Blue Mountain 71 30 Lyon 59 43 Central Baptist 72 39
Central Ark.

Average RPI Win:	258	WON-LOST	WINNING	LAST 10	STRENGTH OF	OPP. STRENGTH	TEAM	ADJ.	CONF.	ADJ CONF.
Average RPI Loss:	157	RECORD	PCT. RANK	GAMES	SCHEDULE	OF SCHEDULE	RPI	RPI	RPI	RPI
DIV. I ONLY	19- 13	108	5- 5	240	289	162	162	29	29	
DIV. I NON-CONF.	4- 8	231	0- 1	63	183	161	161	28	28	
TOTALS	RPI 1-25	RPI 26-50	W-L RECORDS	RPI 51-100	RPI 101-150	RPI 150+				
19- 13	0- 0	0- 1	OVERALL	1- 3	0- 4	18- 5				
11- 5	0- 0	0- 0	HOME	0- 2	0- 2	11- 1				
8- 8	0- 0	0- 0	AWAY	1- 1	0- 0	7- 0				
0- 0	0- 0	0- 0	NEUTRAL	0- 0	0- 0	0- 0				
4- 8	0- 0	0- 1	NON-CONFERENCE	1- 3	0- 4	3- 0				
1- 4	0- 0	0- 0	HOME	0- 2	0- 2	1- 0				
3- 4	0- 0	0- 1	AWAY	1- 1	0- 2	2- 0				
0- 0	0- 0	0- 0	NEUTRAL	0- 0	0- 0	0- 0				
15- 5	0- 0	0- 0	CONFERENCE	0- 0	0- 0	15- 5				
10- 1	0- 0	0- 0	HOME	0- 0	0- 0	10- 1				
5- 4	0- 0	0- 0	AWAY	0- 0	0- 0	5- 4				
0- 0	0- 0	0- 0	NEUTRAL	0- 0	0- 0	0- 0				

RPI S	Opponent	Score	RPI S	Opponent	Score	RPI S	Opponent	Score	RPI S	Opponent	Score	Team's RPI: 162
			32 A	Syracuse	43 74	73 A	Fordham	67 70	101 H	Army	60 74	
						73 H	Fordham	36 72	136 A	Rhode Island	46 58	
						97 H	Maine	58 72	145 H	Hartford	63 75	
						100 A	Hofstra	71 66	147 A	Siena	57 79	
									157 A	Bryant	53 55	
									157 H	Bryant	70 59	
									202 A	Robert Morris	48 60	
									202 H	Robert Morris	63 46	
									210 A	New Hampshire	64 58	
									218 A	Sacred Heart	62 49	
									218 H	Sacred Heart	70 58	
									219 A	UMass Lowell	81 58	
									234 A	St. Francis Brooklyn	51 49	
									234 H	St. Francis Brooklyn	61 43	
									234 H	St. Francis Brooklyn	63 71	
									298 A	Fairleigh Dickinson	77 56	
									298 H	Fairleigh Dickinson	82 53	
									306 H	Vermont	77 75	
									309 A	LIU Brooklyn	68 54	
									309 H	LIU Brooklyn	75 70	
									309 H	LIU Brooklyn	72 51	
									319 A	Mt. St. Mary's	50 54	
									319 H	Mt. St. Mary's	60 49	
									320 A	Saint Francis (PA)	48 61	
									320 H	Saint Francis (PA)	72 59	
									323 A	Wagner	83 67	
LAST 12 Division I GAMES:												
			73 A	Fordham	67 70		218 H	Sacred Heart	70 58			
			234 H	St. Francis Brooklyn	63 71		320 A	Saint Francis (PA)	48 61			
			309 H	LIU Brooklyn	72 51		202 A	Robert Morris	48 60			
			157 A	Bryant	53 55		234 H	St. Francis Brooklyn	61 43			
			298 A	Fairleigh Dickinson	77 56		319 H	Mt. St. Mary's	60 49			
			320 H	Saint Francis (PA)	72 59		309 A	LIU Brooklyn	68 54			

Non-Div I Games:

Central Conn. St.

■ Loss,
 ■ Non-Conf, S Site,
 ■ Home
 ■ Away
 N Neutral

RPI	S	Opponent	Score
323	<div>H</div>	Wagner	77 61

Central Conn. St.

S

t

.

Average RPI Win:	227	WON-LOST	WINNING	LAST 10	STRENGTH OF	OPP. STRENGTH	TEAM	ADJ.	CONF.	ADJ CONF.
Average RPI Loss:	90	RECORD	PCT. RANK	GAMES	SCHEDULE	OF SCHEDULE	RPI	RPI	RPI	RPI
DIV. I ONLY	13- 18	230	2- 8	94	119	183	183	14	14	
DIV. I NON-CONF.	5- 6	179	0- 0	69	21	135	135	16	16	
TOTALS	RPI 1-25	RPI 26-50	W-L RECORDS	RPI 51-100	RPI 101-150	RPI 150+				
13- 18	0- 4	0- 3	OVERALL	1- 3	2- 6	10- 2				
7- 7	0- 2	0- 1	HOME	0- 2	2- 2	5- 0				
4- 9	0- 1	0- 2	AWAY	0- 1	0- 3	4- 2				
2- 2	0- 1	0- 0	NEUTRAL	1- 0	0- 1	1- 0				
5- 6	0- 4	0- 1	NON-CONFERENCE	1- 0	0- 0	4- 1				
3- 2	0- 2	0- 0	HOME	0- 0	0- 0	3- 0				
0- 3	0- 1	0- 1	AWAY	0- 0	0- 0	0- 1				
2- 1	0- 1	0- 0	NEUTRAL	1- 0	0- 0	1- 0				
8- 12	0- 0	0- 2	CONFERENCE	0- 3	2- 6	6- 1				
4- 5	0- 0	0- 1	HOME	0- 2	2- 2	2- 0				
4- 6	0- 0	0- 1	AWAY	0- 1	0- 3	4- 1				
0- 1	0- 0	0- 0	NEUTRAL	0- 0	0- 1	0- 0				

RPI 1-25				RPI 26-50				RPI 51-100				RPI 101+ Team's RPI: 183			
RPI	S	Opponent	Score	RPI	S	Opponent	Score	RPI	S	Opponent	Score	RPI	S	Opponent	Score
4	N	South Carolina	45 80	46	A	Minnesota	64 67	85	A	Eastern Mich.	64 85	103	A	Western Mich.	64 69
11	A	Dayton	76 86	50	A	Ohio	51 71	85	H	Eastern Mich.	86 93	103	H	Western Mich.	63 51
11	H	Dayton	89 98	50	H	Ohio	66 74	86	N	Richmond	61 56	103	N	Western Mich.	68 81
12	H	Kentucky	68 71					95	H	Akron	72 74	129	H	Buffalo	66 58
												130	A	Ball St.	64 73
												130	H	Ball St.	69 85
												134	A	Toledo	53 62
												134	H	Toledo	46 61
												171	N	Oregon	73 67
												185	A	Memphis	61 62
												192	H	Massachusetts	72 70
												241	H	Oakland	74 69
												259	A	Northern Ill.	49 44
												259	A	Northern Ill.	62 69
												259	H	Northern Ill.	56 43
												280	A	Miami (OH)	60 54
												290	A	Kent St.	83 62
												290	H	Kent St.	65 63
												299	A	Bowling Green	57 54
												347	H	Delaware St.	91 63
LAST 12 Division I GAMES:															
103	N	Western Mich.	68 81	103	H	Western Mich.	63 51								
259	A	Northern Ill.	49 44	130	A	Ball St.	64 73								
85	H	Eastern Mich.	86 93	85	A	Eastern Mich.	64 85								
130	H	Ball St.	69 85	134	H	Toledo	46 61								
134	A	Toledo	53 62	103	A	Western Mich.	64 69								
259	A	Northern Ill.	62 69	299	A	Bowling Green	57 54								

Non-Div I Games:

Central Mich.

■ Loss,
 ■ Non-Conf,
 ■ S Site,
 ■ Home
 ■ Away
 N Neutral

Charleston So.

Through Games Of April 7, 2015

Average RPI Win:	307	WON-LOST	WINNING	LAST 10	STRENGTH OF	OPP. STRENGTH	TEAM	ADJ.	CONF.	ADJ CONF.
Average RPI Loss:	227	RECORD	PCT. RANK	GAMES	SCHEDULE	OF SCHEDULE	RPI	RPI	RPI	RPI
DIV. I ONLY	1- 25	349	1- 9	302	339	348	348	28	28	
DIV. I NON-CONF.	0- 5	339	0- 0	300	291	348	348	32	32	
TOTALS	RPI 1-25	RPI 26-50	W-L RECORDS	RPI 51-100	RPI 101-150	RPI 150+				
1- 25	0- 0	0- 0	OVERALL	0- 2	0- 0	1- 23				
1- 9	0- 0	0- 0	HOME	0- 1	0- 0	1- 8				
0- 14	0- 0	0- 0	AWAY	0- 1	0- 0	0- 13				
0- 2	0- 0	0- 0	NEUTRAL	0- 0	0- 0	0- 2				
0- 5	0- 0	0- 0	NON-CONFERENCE	0- 0	0- 0	0- 5				
0- 0	0- 0	0- 0	HOME	0- 0	0- 0	0- 0				
0- 4	0- 0	0- 0	AWAY	0- 0	0- 0	0- 4				
0- 1	0- 0	0- 0	NEUTRAL	0- 0	0- 0	0- 1				
1- 20	0- 0	0- 0	CONFERENCE	0- 2	0- 0	1- 18				
1- 9	0- 0	0- 0	HOME	0- 1	0- 0	1- 8				
0- 10	0- 0	0- 0	AWAY	0- 1	0- 0	0- 9				
0- 1	0- 0	0- 0	NEUTRAL	0- 0	0- 0	0- 1				

RPI S	Opponent	Score	RPI S	Opponent	Score	RPI S	Opponent	Score	RPI S	Opponent	Score	Team's RPI: 348
						64 A	Liberty	53 64	152 A	High Point	60 92	
						64 H	Liberty	51 86	152 H	High Point	44 77	
									158 A	Charlotte	43 75	
									159 A	Florida	64 92	
									199 A	Winthrop	40 77	
									199 H	Winthrop	50 79	
									206 A	Campbell	47 61	
									206 H	Campbell	65 69	
									207 A	Radford	51 53	
									207 H	Radford	57 64	
									208 N	Jacksonville St.	43 70	
									230 A	UNCW	70 80	
									242 A	Presbyterian	40 71	
									242 H	Presbyterian	48 56	
									242 N	Presbyterian	39 47	
									279 A	Gardner-Webb	54 70	
									279 H	Gardner-Webb	56 62	
									307 A	UNC Asheville	47 56	
									307 H	UNC Asheville	70 57	
									315 A	Wofford	48 55	
									335 A	Coastal Caro.	51 65	
									335 H	Coastal Caro.	62 71	
									343 A	Longwood	71 79	
									343 H	Longwood	51 58	
LAST 12 Division I GAMES:												
			242 N	Presbyterian	39 47		279 H	Gardner-Webb	56 62			
			343 H	Longwood	51 58		152 A	High Point	60 92			
			242 H	Presbyterian	48 56		206 A	Campbell	47 61			
			64 A	Liberty	53 64		307 H	UNC Asheville	70 57			
			335 A	Coastal Caro.	51 65		199 A	Winthrop	40 77			
			207 H	Radford	57 64		343 A	Longwood	71 79			

Non-Div I Games: Clearwater 90 37 Montreat 86 34 Columbia Int'l 74 33 Trinity Baptist 98 35 Charleston So.

Loss, Non-Conf, S Site, H Home A Away N Neutral

Average RPI Win:	222	WON-LOST	WINNING	LAST 10	STRENGTH OF	OPP. STRENGTH	TEAM	ADJ.	CONF.	ADJ CONF.
Average RPI Loss:	109	RECORD	PCT. RANK	GAMES	SCHEDULE	OF SCHEDULE	RPI	RPI	RPI	RPI
DIV. I ONLY	15- 17	195	6- 4	106	128	158	158	17	17	
DIV. I NON-CONF.	4- 8	231	0- 0	118	100	214	214	18	18	
TOTALS	RPI 1-25	RPI 26-50	W-L RECORDS	RPI 51-100	RPI 101-150	RPI 150+				
15- 17	0- 2	0- 3	OVERALL	2- 3	1- 4	12- 5				
8- 6	0- 0	0- 1	HOME	0- 2	1- 1	7- 2				
6- 7	0- 1	0- 1	AWAY	2- 0	0- 3	4- 2				
1- 4	0- 1	0- 1	NEUTRAL	0- 1	0- 0	1- 1				
4- 8	0- 2	0- 0	NON-CONFERENCE	1- 2	0- 2	3- 2				
3- 2	0- 0	0- 0	HOME	0- 1	0- 1	3- 0				
1- 3	0- 1	0- 0	AWAY	1- 0	0- 1	0- 1				
0- 3	0- 1	0- 0	NEUTRAL	0- 1	0- 0	0- 1				
11- 9	0- 0	0- 3	CONFERENCE	1- 1	1- 2	9- 3				
5- 4	0- 0	0- 1	HOME	0- 1	1- 0	4- 2				
5- 4	0- 0	0- 1	AWAY	1- 0	0- 2	4- 1				
1- 1	0- 0	0- 1	NEUTRAL	0- 0	0- 0	1- 0				

RPI 1-25				RPI 26-50				RPI 51-100				RPI 101+ Team's RPI: 158			
RPI	S	Opponent	Score	RPI	S	Opponent	Score	RPI	S	Opponent	Score	RPI	S	Opponent	Score
4	A	South Carolina	61 82	29	A	Western Ky.	72 80	62	H	Middle Tenn.	54 84	107	H	Elon	54 67
10	N	Princeton	43 73	29	H	Western Ky.	61 76	64	A	Liberty	79 77	119	A	Old Dominion	57 66
				29	N	Western Ky.	67 70	68	H	North Carolina St.	63 70	119	H	Old Dominion	82 67
								71	A	Southern Miss.	83 72	121	A	Louisiana Tech	61 71
								83	N	Montana	58 67	130	A	Ball St.	66 76
												168	A	Marshall	66 58
												168	H	Marshall	74 56
												168	N	Marshall	67 52
												181	H	UTSA	74 54
												182	N	Wake Forest	58 65
												187	H	UAB	52 60
												221	A	Fla. Atlantic	68 71
												236	A	Utah	52 54
												242	H	Presbyterian	66 50
												244	H	UTEP	72 75
												265	H	Davidson	86 51
												270	A	Rice	62 59
												270	H	Rice	74 59
												328	A	North Texas	67 58
												328	H	North Texas	71 46
												334	A	FIU	81 62
												348	H	Charleston So.	75 43
LAST 12 Division I GAMES:															
				29	N	Western Ky.	67 70	71	A	Southern Miss.	83 72				
				168	N	Marshall	67 52	121	A	Louisiana Tech	61 71				
				168	A	Marshall	66 58	181	H	UTSA	74 54				
				29	A	Western Ky.	72 80	244	H	UTEP	72 75				
				270	H	Rice	74 59	119	H	Old Dominion	82 67				
				328	H	North Texas	71 46	334	A	FIU	81 62				

Non-Div I Games:

Charlotte

■ Loss,
 ■ Non-Conf,
 ■ S Site,
 ■ Home
 ■ A Away
 N Neutral

Average RPI Win:	186	WON-LOST	WINNING	LAST 10	STRENGTH OF	OPP. STRENGTH	TEAM	ADJ.	CONF.	ADJ CONF.
Average RPI Loss:	28	RECORD	PCT. RANK	GAMES	SCHEDULE	OF SCHEDULE	RPI	RPI	RPI	RPI
DIV. I ONLY	29- 4	9	9- 1	71	145	22	22	20	20	
DIV. I NON-CONF.	12- 4	44	0- 1	15	50	18	18	22	22	
TOTALS	RPI 1-25	RPI 26-50	W-L RECORDS	RPI 51-100	RPI 101-150	RPI 150+				
29- 4	2- 1	0- 3	OVERALL	2- 0	6- 0	19- 0				
13- 1	2- 0	0- 1	HOME	1- 0	1- 0	9- 0				
11- 2	0- 1	0- 1	AWAY	0- 0	4- 0	7- 0				
5- 1	0- 0	0- 1	NEUTRAL	1- 0	1- 0	3- 0				
12- 4	2- 1	0- 3	NON-CONFERENCE	2- 0	3- 0	5- 0				
6- 1	2- 0	0- 1	HOME	1- 0	0- 0	3- 0				
4- 2	0- 1	0- 1	AWAY	0- 0	3- 0	1- 0				
2- 1	0- 0	0- 1	NEUTRAL	1- 0	0- 0	1- 0				
17- 0	0- 0	0- 0	CONFERENCE	0- 0	3- 0	14- 0				
7- 0	0- 0	0- 0	HOME	0- 0	1- 0	6- 0				
7- 0	0- 0	0- 0	AWAY	0- 0	1- 0	6- 0				
3- 0	0- 0	0- 0	NEUTRAL	0- 0	1- 0	2- 0				

RPI 1-25				Team's RPI: 22	
RPI	S	Opponent	Score		
1	A	Notre Dame	53	88	
3	H	Tennessee	67	63	
17	H	Stanford	54	46	

RPI 26-50					
RPI	S	Opponent	Score		
27	H	South Fla.	57	59	
39	N	Pittsburgh	40	51	
45	A	Arkansas St.	52	57	

RPI 51-100					
RPI	S	Opponent	Score		
63	H	Villanova	49	45	
76	N	South Dakota	67	54	

RPI 101+					
RPI	S	Opponent	Score		
120	A	East Tenn. St.	64	56	
120	H	East Tenn. St.	64	42	
120	N	East Tenn. St.	61	56	
123	A	Harvard	54	52	
137	A	UT Martin	65	54	
146	A	Butler	76	47	
155	A	Furman	47	40	
155	H	Furman	67	45	
155	N	Furman	68	55	
170	H	N.C. A&T	58	43	
172	A	Belmont	60	48	
173	A	Mercer	56	51	
173	H	Mercer	71	59	
179	N	SIUE	59	49	
204	A	Samford	56	49	
204	H	Samford	49	32	
260	H	Austin Peay	76	65	
291	H	Morgan St.	55	40	
301	A	Western Caro.	66	41	
301	H	Western Caro.	83	52	
311	A	UNCG	81	46	
311	H	UNCG	76	52	
311	N	UNCG	78	44	
315	A	Wofford	70	43	
315	H	Wofford	68	41	

LAST 12 Division I GAMES:									
39	N	Pittsburgh	40	51	204	A	Samford	56	49
120	N	East Tenn. St.	61	56	301	A	Western Caro.	66	41
155	N	Furman	68	55	311	H	UNCG	76	52
311	N	UNCG	78	44	315	H	Wofford	68	41
120	H	East Tenn. St.	64	42	120	A	East Tenn. St.	64	56
173	A	Mercer	56	51	173	H	Mercer	71	59

Non-Div I Games:

Chattanooga

Loss, Non-Conf, S Site, H Home A Away N Neutral

Average RPI Win:	328	WON-LOST	WINNING	LAST 10	STRENGTH OF	OPP. STRENGTH	TEAM	ADJ.	CONF.	ADJ CONF.
Average RPI Loss:	213	RECORD	PCT. RANK	GAMES	SCHEDULE	OF SCHEDULE	RPI	RPI	RPI	RPI
DIV. I ONLY	2- 25	344	0- 9	271	344	344	344	30	30	
DIV. I NON-CONF.	1- 11	338	0- 0	243	334	330	330	30	30	
TOTALS	RPI 1-25	RPI 26-50	W-L RECORDS	RPI 51-100	RPI 101-150	RPI 150+				
2- 25	0- 0	0- 2	OVERALL	0- 1	0- 6	2- 16				
1- 12	0- 0	0- 2	HOME	0- 0	0- 3	1- 7				
1- 12	0- 0	0- 0	AWAY	0- 0	0- 0	1- 0				
0- 1	0- 0	0- 0	NEUTRAL	0- 0	0- 1	0- 0				
1- 11	0- 0	0- 2	NON-CONFERENCE	0- 1	0- 1	1- 7				
0- 6	0- 0	0- 2	HOME	0- 0	0- 1	0- 3				
1- 5	0- 0	0- 0	AWAY	0- 1	0- 0	1- 4				
0- 0	0- 0	0- 0	NEUTRAL	0- 0	0- 0	0- 0				
1- 14	0- 0	0- 0	CONFERENCE	0- 0	0- 5	1- 9				
1- 6	0- 0	0- 0	HOME	0- 0	0- 2	1- 4				
0- 7	0- 0	0- 0	AWAY	0- 0	0- 2	0- 5				
0- 1	0- 0	0- 0	NEUTRAL	0- 0	0- 1	0- 0				

RPI S	Opponent	Score	RPI S	Opponent	Score	RPI S	Opponent	Score	RPI S	Opponent	Score	Team's RPI: 344
35	H DePaul	34 87	37	H Northwestern	48 102	88	A Wright St.	40 81	103	H Western Mich.	43 73	
									115	A New Mexico St.	53 70	
									115	H New Mexico St.	54 62	
									144	A Bakersfield	58 83	
									144	H Bakersfield	57 83	
									144	N Bakersfield	53 77	
									188	A Tex.-Pan American	57 66	
									188	H Tex.-Pan American	60 75	
									216	A Ill.-Chicago	44 70	
									232	H Western Ill.	55 90	
									241	A Oakland	40 66	
									274	H Jackson St.	60 70	
									275	A Grand Canyon	49 73	
									275	H Grand Canyon	51 76	
									282	A Milwaukee	47 69	
									294	A NJIT	48 59	
									303	A Seattle	51 75	
									303	H Seattle	49 56	
									314	H IPFW	62 79	
									326	A Bradley	62 59	
									330	A Utah Valley	53 68	
									330	H Utah Valley	60 55	
									342	A UMKC	46 77	
									342	H UMKC	59 65	
LAST 12 Division I GAMES:												
144	N Bakersfield	53 77	342	A UMKC	46 77							
115	H New Mexico St.	54 62	188	A Tex.-Pan American	57 66							
330	A Utah Valley	53 68	115	A New Mexico St.	53 70							
275	A Grand Canyon	49 73	275	H Grand Canyon	51 76							
303	H Seattle	49 56	330	H Utah Valley	60 55							
144	H Bakersfield	57 83	144	A Bakersfield	58 83							

Non-Div I Games: Ind.-Northwest 78 56 St. Joseph's (IN) 61 58

Chicago St.

Loss, Non-Conf, S Site, H Home A Away N Neutral

Average RPI Win: 265	WON-LOST	WINNING	LAST 10	STRENGTH OF	OPP. STRENGTH	TEAM	ADJ.	CONF.	ADJ CONF.
Average RPI Loss: 110	RECORD	PCT. RANK	GAMES	SCHEDULE	OF SCHEDULE	RPI	RPI	RPI	RPI
DIV. I ONLY	8- 23	294	2- 8	124	96	250	250	7	7
DIV. I NON-CONF.	3- 8	262	0- 0	248	230	297	297	7	7
TOTALS	RPI 1-25	RPI 26-50	W-L RECORDS	RPI 51-100	RPI 101-150	RPI 150+			
8- 23	0- 3	0- 2	OVERALL	0- 8	0- 4	8- 6			
5- 8	0- 1	0- 1	HOME	0- 3	0- 1	5- 2			
2- 12	0- 1	0- 1	AWAY	0- 4	0- 3	2- 3			
1- 3	0- 1	0- 0	NEUTRAL	0- 1	0- 0	1- 1			
3- 8	0- 0	0- 0	NON-CONFERENCE	0- 3	0- 2	3- 3			
3- 1	0- 0	0- 0	HOME	0- 0	0- 0	3- 1			
0- 5	0- 0	0- 0	AWAY	0- 2	0- 2	0- 1			
0- 2	0- 0	0- 0	NEUTRAL	0- 1	0- 0	0- 1			
5- 15	0- 3	0- 2	CONFERENCE	0- 5	0- 2	5- 3			
2- 7	0- 1	0- 1	HOME	0- 3	0- 1	2- 1			
2- 7	0- 1	0- 1	AWAY	0- 2	0- 1	2- 2			
1- 1	0- 1	0- 0	NEUTRAL	0- 0	0- 0	1- 0			

RPI 1-25				RPI 26-50				RPI 51-100				RPI 101+ Team's RPI: 250			
RPI	S	Opponent	Score	RPI	S	Opponent	Score	RPI	S	Opponent	Score	RPI	S	Opponent	Score
2	A	UConn	36 96	27	A	South Fla.	36 75	51	H	Tulane	50 60	116	A	Tulsa	52 74
2	H	UConn	31 96	27	H	South Fla.	44 74	53	A	UCLA	58 66	116	H	Tulsa	58 71
2	N	UConn	34 93					59	A	Iowa St.	54 85	137	A	UT Martin	61 62
								74	A	East Carolina	40 53	143	A	Northern Ky.	52 66
								74	H	East Carolina	53 78	185	A	Memphis	38 41
								89	N	Creighton	52 63	185	H	Memphis	44 56
								98	A	Temple	50 83	191	H	Xavier	71 72
								98	H	Temple	64 81	194	H	Delaware	67 59
												226	H	Detroit	70 38
												227	N	San Jose St.	54 79
												252	A	SMU	56 46
												272	A	UCF	51 66
												272	H	UCF	70 54
												272	N	UCF	76 66
												283	A	Houston	76 73
												283	H	Houston	69 66
												299	A	Bowling Green	55 66
												338	H	Ark.-Pine Bluff	73 57
LAST 12 Division I GAMES:															
		2 N UConn	34 93			272 A UCF	51 66								
		272 N UCF	76 66			74 H East Carolina	53 78								
		116 H Tulsa	58 71			27 A South Fla.	36 75								
		252 A SMU	56 46			2 A UConn	36 96								
		27 H South Fla.	44 74			283 H Houston	69 66								
		74 A East Carolina	40 53			185 H Memphis	44 56								

Non-Div I Games:

Cincinnati

■ Loss,
 ■ Non-Conf, S Site,
 ■ Home
 ■ Away
 N Neutral

Average RPI Win:	246	WON-LOST	WINNING	LAST 10	STRENGTH OF	OPP. STRENGTH	TEAM	ADJ.	CONF.	ADJ CONF.
Average RPI Loss:	51	RECORD	PCT. RANK	GAMES	SCHEDULE	OF SCHEDULE	RPI	RPI	RPI	RPI
DIV. I ONLY	9- 21	277	0- 10	24	64	203	203	2	2	
DIV. I NON-CONF.	8- 5	118	0- 0	80	259	115	115	2	2	
TOTALS	RPI 1-25	RPI 26-50	W-L RECORDS	RPI 51-100	RPI 101-150	RPI 150+				
9- 21	0- 8	0- 4	OVERALL	0- 6	1- 2	8- 1				
9- 7	0- 4	0- 1	HOME	0- 1	1- 1	8- 0				
0- 10	0- 3	0- 1	AWAY	0- 4	0- 1	0- 1				
0- 4	0- 1	0- 2	NEUTRAL	0- 1	0- 0	0- 0				
8- 5	0- 2	0- 2	NON-CONFERENCE	0- 1	1- 0	7- 0				
8- 0	0- 0	0- 0	HOME	0- 0	1- 0	7- 0				
0- 2	0- 1	0- 0	AWAY	0- 1	0- 0	0- 0				
0- 3	0- 1	0- 2	NEUTRAL	0- 0	0- 0	0- 0				
1- 16	0- 6	0- 2	CONFERENCE	0- 5	0- 2	1- 1				
1- 7	0- 4	0- 1	HOME	0- 1	0- 1	1- 0				
0- 8	0- 2	0- 1	AWAY	0- 3	0- 1	0- 1				
0- 1	0- 0	0- 0	NEUTRAL	0- 1	0- 0	0- 0				

RPI 1-25				RPI 26-50				RPI 51-100				RPI 101+ Team's RPI: 203			
RPI	S	Opponent	Score	RPI	S	Opponent	Score	RPI	S	Opponent	Score	RPI	S	Opponent	Score
1	H	Notre Dame	36 74	26	N	Ohio St.	77 86	56	A	Miami (FL)	42 79	112	H	Virginia	72 77
4	A	South Carolina	41 99	32	H	Syracuse	55 60	62	A	Middle Tenn.	28 69	114	H	Troy	82 73
7	A	Florida St.	38 81	39	A	Pittsburgh	56 61	68	A	North Carolina St.	50 76	124	A	Boston College	53 68
7	H	Florida St.	52 82	42	N	Wichita St.	48 63	84	A	Georgia Tech	66 74	155	H	Furman	79 69
8	H	Louisville	49 81					84	H	Georgia Tech	59 71	180	H	North Dakota	72 67
15	A	Duke	60 89					84	N	Georgia Tech	53 80	182	A	Wake Forest	62 64
16	H	North Carolina	56 78									201	H	Virginia Tech	63 54
18	N	FGCU	61 86									281	H	South Carolina St.	66 57
LAST 12 Division I GAMES:															
		84 N Georgia Tech	53 80			15 A Duke	60 89								
		39 A Pittsburgh	56 61			124 A Boston College	53 68								
		32 H Syracuse	55 60			112 H Virginia	72 77								
		84 H Georgia Tech	59 71			182 A Wake Forest	62 64								
		7 A Florida St.	38 81			1 H Notre Dame	36 74								
		8 H Louisville	49 81			16 H North Carolina	56 78								

Non-Div I Games:

Clemson

■ Loss,
■ Non-Conf, S Site,
■ Home
■ Away
N Neutral

Average RPI Win:	214	WON-LOST	WINNING	LAST 10	STRENGTH OF	OPP. STRENGTH	TEAM	ADJ.	CONF.	ADJ CONF.
Average RPI Loss:	117	RECORD	PCT. RANK	GAMES	SCHEDULE	OF SCHEDULE	RPI	RPI	RPI	RPI
DIV. I ONLY	17- 13	122	6- 4	139	176	118	118	13	13	
DIV. I NON-CONF.	6- 6	152	0- 1	189	158	150	150	15	15	
TOTALS	RPI 1-25	RPI 26-50	W-L RECORDS	RPI 51-100	RPI 101-150	RPI 150+				
17- 13	0- 2	0- 2	OVERALL	3- 5	1- 0	13- 4				
12- 2	0- 1	0- 0	HOME	3- 0	1- 0	8- 1				
5- 10	0- 1	0- 2	AWAY	0- 4	0- 0	5- 3				
0- 1	0- 0	0- 0	NEUTRAL	0- 1	0- 0	0- 0				
6- 6	0- 0	0- 2	NON-CONFERENCE	1- 2	1- 0	4- 2				
4- 1	0- 0	0- 0	HOME	1- 0	1- 0	2- 1				
2- 5	0- 0	0- 2	AWAY	0- 2	0- 0	2- 1				
0- 0	0- 0	0- 0	NEUTRAL	0- 0	0- 0	0- 0				
11- 7	0- 2	0- 0	CONFERENCE	2- 3	0- 0	9- 2				
8- 1	0- 1	0- 0	HOME	2- 0	0- 0	6- 0				
3- 5	0- 1	0- 0	AWAY	0- 2	0- 0	3- 2				
0- 1	0- 0	0- 0	NEUTRAL	0- 1	0- 0	0- 0				

RPI 1-25				RPI 26-50				RPI 51-100				RPI 101+ Team's RPI: 118			
RPI	S	Opponent	Score	RPI	S	Opponent	Score	RPI	S	Opponent	Score	RPI	S	Opponent	Score
23	A	Green Bay	50 74	46	A	Minnesota	76 93	55	A	Michigan	50 72	134	H	Toledo	81 71
23	H	Green Bay	61 65	50	A	Ohio	64 71	74	H	East Carolina	59 57	172	H	Belmont	89 86
								85	A	Eastern Mich.	68 71	216	A	Ill.-Chicago	75 73
								88	A	Wright St.	65 82	216	H	Ill.-Chicago	76 70
								88	H	Wright St.	67 63	216	H	Ill.-Chicago	58 46
								88	N	Wright St.	87 99	221	A	Fla. Atlantic	74 79
								91	A	Youngstown St.	65 79	226	A	Detroit	65 78
								91	H	Youngstown St.	73 62	226	H	Detroit	71 65
												238	H	Niagara	58 76
												241	A	Oakland	72 64
												241	H	Oakland	80 74
												247	A	Morehead St.	80 72
												282	A	Milwaukee	69 76
												282	H	Milwaukee	67 58
												284	A	Valparaiso	77 70
												284	H	Valparaiso	69 62
												290	H	Kent St.	69 67
												334	A	FIU	73 65
LAST 12 Division I GAMES:															
				55	A	Michigan	50 72	284	A	Valparaiso	77 70				
				88	N	Wright St.	87 99	226	A	Detroit	65 78				
				216	H	Ill.-Chicago	76 70	88	H	Wright St.	67 63				
				216	H	Ill.-Chicago	58 46	241	H	Oakland	80 74				
				91	H	Youngstown St.	73 62	23	A	Green Bay	50 74				
				282	A	Milwaukee	69 76	216	A	Ill.-Chicago	75 73				

Non-Div I Games: Bluefield St. 77 74 Notre Dame (OH) 83 67

Cleveland St.

Coastal Caro.

Through Games Of April 7, 2015

Average RPI Win: 288	WON-LOST	WINNING	LAST 10	STRENGTH OF	OPP. STRENGTH	TEAM	ADJ.	CONF.	ADJ CONF.
Average RPI Loss: 222	RECORD	PCT. RANK	GAMES	SCHEDULE	OF SCHEDULE	RPI	RPI	RPI	RPI
DIV. I ONLY	8- 18	275	2- 8	337	338	335	335	28	28
DIV. I NON-CONF.	2- 3	207	0- 0	344	338	339	339	32	32
TOTALS	RPI 1-25	RPI 26-50	W-L RECORDS	RPI 51-100	RPI 101-150	RPI 150+			
8- 18	0- 0	0- 0	OVERALL	0- 2	0- 0	8- 16			
6- 8	0- 0	0- 0	HOME	0- 1	0- 0	6- 7			
2- 9	0- 0	0- 0	AWAY	0- 1	0- 0	2- 8			
0- 1	0- 0	0- 0	NEUTRAL	0- 0	0- 0	0- 1			
2- 3	0- 0	0- 0	NON-CONFERENCE	0- 0	0- 0	2- 3			
2- 1	0- 0	0- 0	HOME	0- 0	0- 0	2- 1			
0- 1	0- 0	0- 0	AWAY	0- 0	0- 0	0- 1			
0- 1	0- 0	0- 0	NEUTRAL	0- 0	0- 0	0- 1			
6- 15	0- 0	0- 0	CONFERENCE	0- 2	0- 0	6- 13			
4- 7	0- 0	0- 0	HOME	0- 1	0- 0	4- 6			
2- 8	0- 0	0- 0	AWAY	0- 1	0- 0	2- 7			
0- 0	0- 0	0- 0	NEUTRAL	0- 0	0- 0	0- 0			

RPI 1-25				RPI 26-50				RPI 51-100				RPI 101+				Team's RPI: 335	
RPI	S	Opponent	Score	RPI	S	Opponent	Score	RPI	S	Opponent	Score	RPI	S	Opponent	Score		
								64	A	Liberty	64 78	152	A	High Point	65 73		
								64	H	Liberty	47 66	152	H	High Point	64 79		
												155	A	Furman	56 90		
												168	H	Marshall	65 77		
												199	A	Winthrop	68 81		
												199	H	Winthrop	81 62		
												206	A	Campbell	69 78		
												206	H	Campbell	50 40		
												207	A	Radford	75 42		
												207	H	Radford	43 52		
												242	A	Presbyterian	56 78		
												242	H	Presbyterian	78 84		
												279	A	Gardner-Webb	74 82		
												279	H	Gardner-Webb	65 71		
												307	A	UNC Asheville	61 68		
												307	H	UNC Asheville	53 87		
												307	H	UNC Asheville	54 68		
												314	H	IPFW	90 63		
												320	N	Saint Francis (PA)	72 75		
												339	H	N.C. Central	67 52		
LAST 12 Division I GAMES:												343	A	Longwood	74 78		
307	H	UNC Asheville	54 68	242	A	Presbyterian	56 78	343	H	Longwood	75 44						
307	H	UNC Asheville	53 87	64	A	Liberty	64 78	348	A	Charleston So.	71 62						
206	A	Campbell	69 78	207	H	Radford	43 52	348	H	Charleston So.	65 51						
199	A	Winthrop	68 81	279	H	Gardner-Webb	65 71										
348	H	Charleston So.	65 51	152	A	High Point	65 73										
343	H	Longwood	75 44	307	A	UNC Asheville	61 68										

Non-Div I Games: Barber-Scotia 121 32 UNC Pembroke 64 48 Johnson & Wales (NC) 13 34 Pfeiffer 69 62
Coastal Caro.

Loss, Non-Conf, S Site, H Home A Away N Neutral

Average RPI Win: 245	WON-LOST	WINNING	LAST 10	STRENGTH OF	OPP. STRENGTH	TEAM	ADJ.	CONF.	ADJ CONF.
Average RPI Loss: 144	RECORD	PCT. RANK	GAMES	SCHEDULE	OF SCHEDULE	RPI	RPI	RPI	RPI
DIV. I ONLY	9- 22	285	5- 5	186	217	266	266	18	18
DIV. I NON-CONF.	1- 10	329	0- 0	195	154	323	323	20	20
TOTALS	RPI 1-25	RPI 26-50	W-L RECORDS	RPI 51-100	RPI 101-150	RPI 150+			
9- 22	0- 0	0- 3	OVERALL	0- 3	1- 7	8- 9			
6- 8	0- 0	0- 1	HOME	0- 1	0- 3	6- 3			
3- 14	0- 0	0- 2	AWAY	0- 2	1- 4	2- 6			
0- 0	0- 0	0- 0	NEUTRAL	0- 0	0- 0	0- 0			
1- 10	0- 0	0- 1	NON-CONFERENCE	0- 3	0- 3	1- 3			
1- 3	0- 0	0- 0	HOME	0- 1	0- 1	1- 1			
0- 7	0- 0	0- 1	AWAY	0- 2	0- 2	0- 2			
0- 0	0- 0	0- 0	NEUTRAL	0- 0	0- 0	0- 0			
8- 12	0- 0	0- 2	CONFERENCE	0- 0	1- 4	7- 6			
5- 5	0- 0	0- 1	HOME	0- 0	0- 2	5- 2			
3- 7	0- 0	0- 1	AWAY	0- 0	1- 2	2- 4			
0- 0	0- 0	0- 0	NEUTRAL	0- 0	0- 0	0- 0			

RPI S	Opponent	Score	RPI S	Opponent	Score	RPI S	Opponent	Score	RPI S	Opponent	Score	Team's RPI: 266
38	A Rutgers	44 60	61	A Georgia	35 66	101	A Army	45 48				
49	A American	46 75	80	H Albany (NY)	48 67	101	A Army	47 48				
49	H American	58 66	92	A Drexel	51 59	101	H Army	62 64				
						106	A Lehigh	61 60				
						106	H Lehigh	68 86				
						123	A Harvard	53 68				
						138	H Cornell	66 74				
						147	A Siena	68 80				
						160	A Bucknell	75 77				
						160	H Bucknell	54 41				
						166	A St. Bonaventure	49 65				
						189	A Holy Cross	76 71				
						189	H Holy Cross	62 68				
						197	A Navy	52 64				
						197	H Navy	63 65				
						211	A Lafayette	56 58				
						211	H Lafayette	49 36				
						240	A Monmouth	62 82				
						286	A Loyola Maryland	72 45				
						286	H Loyola Maryland	54 53				
						290	H Kent St.	61 62				
						322	A Boston U.	53 58				
						322	H Boston U.	67 54				
						322	H Boston U.	67 54				
						322	H Boston U.	58 48				
						324	H Binghamton	74 55				
LAST 12 Division I GAMES:												
101	A Army	45 48	197	A Navy	52 64							
322	H Boston U.	58 48	322	H Boston U.	67 54							
106	A Lehigh	61 60	49	A American	46 75							
211	H Lafayette	49 36	189	H Holy Cross	62 68							
286	H Loyola Maryland	54 53	160	H Bucknell	54 41							
101	A Army	47 48	211	A Lafayette	56 58							

Non-Div I Games:

Colgate

■ Loss,
 ■ Non-Conf,
 ■ S Site,
 ■ H Home
 ■ A Away
 N Neutral

Colorado

Through Games Of April 7, 2015

Average RPI Win:	163	WON-LOST	WINNING	LAST 10	STRENGTH OF	OPP. STRENGTH	TEAM	ADJ.	CONF.	ADJ CONF.
Average RPI Loss:	47	RECORD	PCT. RANK	GAMES	SCHEDULE	OF SCHEDULE	RPI	RPI	RPI	RPI
DIV. I ONLY	15- 17	195	5- 5	31	54	99	99	5	5	
DIV. I NON-CONF.	7- 4	105	0- 0	36	172	72	72	5	5	
TOTALS	RPI 1-25	RPI 26-50	W-L RECORDS	RPI 51-100	RPI 101-150	RPI 150+				
15- 17	1- 7	1- 3	OVERALL	3- 6	1- 1	9- 0				
10- 7	0- 2	1- 2	HOME	2- 2	1- 1	6- 0				
3- 9	0- 4	0- 1	AWAY	0- 4	0- 0	3- 0				
2- 1	1- 1	0- 0	NEUTRAL	1- 0	0- 0	0- 0				
7- 4	0- 1	1- 1	NON-CONFERENCE	1- 1	1- 1	4- 0				
6- 2	0- 0	1- 1	HOME	1- 0	1- 1	3- 0				
1- 2	0- 1	0- 0	AWAY	0- 1	0- 0	1- 0				
0- 0	0- 0	0- 0	NEUTRAL	0- 0	0- 0	0- 0				
8- 13	1- 6	0- 2	CONFERENCE	2- 5	0- 0	5- 0				
4- 5	0- 2	0- 1	HOME	1- 2	0- 0	3- 0				
2- 7	0- 3	0- 1	AWAY	0- 3	0- 0	2- 0				
2- 1	1- 1	0- 0	NEUTRAL	1- 0	0- 0	0- 0				

RPI 1-25				RPI 26-50				RPI 51-100 Team's RPI: 99				RPI 101+			
RPI	S	Opponent	Score	RPI	S	Opponent	Score	RPI	S	Opponent	Score	RPI	S	Opponent	Score
9	A	Iowa	63 78	29	H	Western Ky.	78 79	53	A	UCLA	65 72	113	H	Long Beach St.	56 62
13	A	Arizona St.	46 59	36	A	Washington	82 85	53	H	UCLA	84 90	126	H	Missouri St.	87 59
13	H	Arizona St.	60 68	36	H	Washington	67 79	78	A	Washington St.	68 73	171	H	Oregon	84 69
17	A	Stanford	55 62	45	H	Arkansas St.	80 69	78	H	Washington St.	72 51	180	H	North Dakota	68 59
20	H	Oregon St.	44 66					90	A	Missouri	50 53	209	A	Arizona	66 51
20	N	Oregon St.	68 65					93	A	Southern California	51 66	209	H	Arizona	81 69
24	A	California	59 75					93	H	Southern California	61 81	213	H	Wyoming	76 71
24	N	California	55 68					93	N	Southern California	75 63	227	H	San Jose St.	97 89
								96	H	Colorado St.	87 81	236	A	Utah	73 54
												236	H	Utah	77 72
												308	A	Denver	77 49
LAST 12 Division I GAMES:															
24	N	California	55 68	20	H	Oregon St.	44 66								
20	N	Oregon St.	68 65	36	H	Washington	67 79								
93	N	Southern California	75 63	78	H	Washington St.	72 51								
13	A	Arizona St.	46 59	93	A	Southern California	51 66								
209	A	Arizona	66 51	53	A	UCLA	65 72								
171	H	Oregon	84 69	209	H	Arizona	81 69								

Non-Div I Games:

Colorado

Loss, Non-Conf, S Site, H Home A Away N Neutral

Colorado St.				Through Games of April 7, 2015						
Average RPI Win:	218	WON-LOST	WINNING	LAST 10	STRENGTH OF	OPP. STRENGTH	TEAM	ADJ.	CONF.	ADJ CONF.
Average RPI Loss:	105	RECORD	PCT. RANK	GAMES	SCHEDULE	OF SCHEDULE	RPI	RPI	RPI	RPI
DIV. I ONLY	21- 8	37	7- 3	237	194	96	96	22	22	
DIV. I NON-CONF.	6- 4	123	0- 1	186	122	155	155	21	21	

TOTALS	RPI 1-25	RPI 26-50		W-L RECORDS		RPI 51-100	RPI 101-150	RPI 150+		
21- 8	0- 0	0- 0		OVERALL		2- 4	3- 3	16- 1		
13- 2	0- 0	0- 0		HOME		1- 1	2- 1	10- 0		
7- 4	0- 0	0- 0		AWAY		0- 2	1- 2	6- 0		
1- 2	0- 0	0- 0		NEUTRAL		1- 1	0- 0	0- 1		
6- 4	0- 0	0- 0		NON-CONFERENCE		1- 3	1- 1	4- 0		
4- 2	0- 0	0- 0		HOME		0- 1	0- 1	4- 0		
1- 1	0- 0	0- 0		AWAY		0- 1	1- 0	0- 0		
1- 1	0- 0	0- 0		NEUTRAL		1- 1	0- 0	0- 0		
15- 4	0- 0	0- 0		CONFERENCE		1- 1	2- 2	12- 1		
9- 0	0- 0	0- 0		HOME		1- 0	2- 0	6- 0		
6- 3	0- 0	0- 0		AWAY		0- 1	0- 2	6- 0		
0- 1	0- 0	0- 0		NEUTRAL		0- 0	0- 0	0- 1		

RPI 1-25				RPI 26-50				RPI 51-100				Team's RPI: 96		RPI 101+			
RPI	S	Opponent	Score	RPI	S	Opponent	Score	RPI	S	Opponent	Score		RPI	S	Opponent	Score	

Non-Div I Games:	South Dakota Mines	75	39	Colorado Mines	99	45
------------------	--------------------	----	----	----------------	----	----

Colorado St.

Loss, Non-Conf, S Site, H Home A Away N Neutral

Average RPI Win:	241	WON-LOST	WINNING	LAST 10	STRENGTH OF	OPP. STRENGTH	TEAM	ADJ.	CONF.	ADJ CONF.
Average RPI Loss:	158	RECORD	PCT. RANK	GAMES	SCHEDULE	OF SCHEDULE	RPI	RPI	RPI	RPI
DIV. I ONLY	8- 20	287	2- 8	225	196	288	288	8	8	
DIV. I NON-CONF.	6- 8	195	0- 0	334	341	308	308	10	10	
TOTALS	RPI 1-25	RPI 26-50	W-L RECORDS	RPI 51-100	RPI 101-150	RPI 150+				
8- 20	0- 2	0- 0	OVERALL	0- 2	2- 6	6- 10				
7- 9	0- 1	0- 0	HOME	0- 1	2- 2	5- 5				
1- 11	0- 1	0- 0	AWAY	0- 1	0- 4	1- 5				
0- 0	0- 0	0- 0	NEUTRAL	0- 0	0- 0	0- 0				
6- 8	0- 0	0- 0	NON-CONFERENCE	0- 0	1- 1	5- 7				
5- 4	0- 0	0- 0	HOME	0- 0	1- 0	4- 4				
1- 4	0- 0	0- 0	AWAY	0- 0	0- 1	1- 3				
0- 0	0- 0	0- 0	NEUTRAL	0- 0	0- 0	0- 0				
2- 12	0- 2	0- 0	CONFERENCE	0- 2	1- 5	1- 3				
2- 5	0- 1	0- 0	HOME	0- 1	1- 2	1- 1				
0- 7	0- 1	0- 0	AWAY	0- 1	0- 3	0- 2				
0- 0	0- 0	0- 0	NEUTRAL	0- 0	0- 0	0- 0				

RPI 1-25				RPI 26-50				RPI 51-100				RPI 101+ Team's RPI: 288			
RPI	S	Opponent	Score	RPI	S	Opponent	Score	RPI	S	Opponent	Score	RPI	S	Opponent	Score
10	A	Princeton	44 83					58	A	Penn	57 78	123	A	Harvard	81 82
10	H	Princeton	44 63					58	H	Penn	36 50	123	H	Harvard	59 43
												128	A	Yale	47 55
												128	H	Yale	57 67
												136	H	Rhode Island	79 69
												138	A	Cornell	39 59
												138	H	Cornell	42 46
												140	A	San Francisco	65 70
												153	A	Dartmouth	50 60
												153	H	Dartmouth	54 61
												165	H	Kennesaw St.	62 66
												193	A	Stony Brook	68 82
												211	H	Lafayette	72 65
												219	H	UMass Lowell	59 69
												227	A	San Jose St.	76 119
												231	A	Brown	76 85
												231	H	Brown	83 74
												261	H	UMBC	66 76
												294	A	NJIT	45 38
												298	H	Fairleigh Dickinson	72 55
												309	H	LIU Brooklyn	54 45
												310	H	Portland St.	66 71
												323	A	Wagner	86 97
												326	H	Bradley	81 74
LAST 12 Division I GAMES:															
10	H	Princeton	44 63	153	H	Dartmouth	54 61								
58	H	Penn	36 50	123	H	Harvard	59 43								
123	A	Harvard	81 82	58	A	Penn	57 78								
153	A	Dartmouth	50 60	10	A	Princeton	44 83								
128	H	Yale	57 67	231	A	Brown	76 85								
231	H	Brown	83 74	128	A	Yale	47 55								

Non-Div I Games:

Columbia

■ Loss,
 ■ Non-Conf, S Site,
 ■ Home
 ■ Away
 N Neutral

Average RPI Win: 322	WON-LOST	WINNING	LAST 10	STRENGTH OF	OPP. STRENGTH	TEAM	ADJ.	CONF.	ADJ CONF.
Average RPI Loss: 194	RECORD	PCT. RANK	GAMES	SCHEDULE	OF SCHEDULE	RPI	RPI	RPI	RPI
DIV. I ONLY	6- 22	308	4- 6	325	292	336	336	31	31
DIV. I NON-CONF.	0- 10	339	0- 0	136	58	319	319	29	29
TOTALS	RPI 1-25	RPI 26-50	W-L RECORDS	RPI 51-100	RPI 101-150	RPI 150+			
6- 22	0- 1	0- 0	OVERALL	0- 4	0- 4	6- 13			
3- 8	0- 1	0- 0	HOME	0- 0	0- 2	3- 5			
2- 13	0- 0	0- 0	AWAY	0- 4	0- 1	2- 8			
1- 1	0- 0	0- 0	NEUTRAL	0- 0	0- 1	1- 0			
0- 10	0- 1	0- 0	NON-CONFERENCE	0- 4	0- 1	0- 4			
0- 3	0- 1	0- 0	HOME	0- 0	0- 1	0- 1			
0- 7	0- 0	0- 0	AWAY	0- 4	0- 0	0- 3			
0- 0	0- 0	0- 0	NEUTRAL	0- 0	0- 0	0- 0			
6- 12	0- 0	0- 0	CONFERENCE	0- 0	0- 3	6- 9			
3- 5	0- 0	0- 0	HOME	0- 0	0- 1	3- 4			
2- 6	0- 0	0- 0	AWAY	0- 0	0- 1	2- 5			
1- 1	0- 0	0- 0	NEUTRAL	0- 0	0- 1	1- 0			

RPI 1-25				RPI 26-50				RPI 51-100				RPI 101+ Team's RPI: 336			
RPI	S	Opponent	Score	RPI	S	Opponent	Score	RPI	S	Opponent	Score	RPI	S	Opponent	Score
6	H	Maryland	51 110					56	A	Miami (FL)	54 70	108	A	Hampton	44 69
								61	A	Georgia	29 49	125	H	Savannah St.	56 63
								65	A	West Virginia	43 83	125	N	Savannah St.	52 66
								68	A	North Carolina St.	61 81	141	H	VCU	52 63
												170	A	N.C. A&T	49 67
												182	A	Wake Forest	54 65
												202	H	Robert Morris	58 75
												261	A	UMBC	65 78
												262	H	Bethune-Cookman	58 61
												271	A	Norfolk St.	58 56
												271	H	Norfolk St.	57 67
												281	H	South Carolina St.	58 68
												291	A	Morgan St.	55 73
												291	H	Morgan St.	53 62
												291	N	Morgan St.	71 56
												305	A	UMES	58 66
												319	A	Mt. St. Mary's	65 81
												337	H	Florida A&M	70 65
												339	A	N.C. Central	58 59
												341	A	Howard	66 68
												341	H	Howard	75 61
												347	A	Delaware St.	80 62
												347	H	Delaware St.	79 51
LAST 12 Division I GAMES:															
				125	N	Savannah St.	52 66	347	A	Delaware St.	80 62				
				291	N	Morgan St.	71 56	341	H	Howard	75 61				
				347	H	Delaware St.	79 51	125	H	Savannah St.	56 63				
				291	A	Morgan St.	55 73	281	H	South Carolina St.	58 68				
				108	A	Hampton	44 69	291	H	Morgan St.	53 62				
				271	H	Norfolk St.	57 67	305	A	UMES	58 66				

Non-Div I Games: Virginia Union 68 54

Coppin St.

■ Loss,
 ■ Non-Conf,
 ■ S Site,
 ■ Home
 ■ Away
 N Neutral

Average RPI Win: 209	WON-LOST	WINNING	LAST 10	STRENGTH OF	OPP. STRENGTH	TEAM	ADJ.	CONF.	ADJ CONF.
Average RPI Loss: 107	RECORD	PCT. RANK	GAMES	SCHEDULE	OF SCHEDULE	RPI	RPI	RPI	RPI
DIV. I ONLY	15- 13	151	3- 7	131	130	138	138	8	8
DIV. I NON-CONF.	9- 5	95	0- 0	213	246	123	123	10	10
TOTALS	RPI 1-25	RPI 26-50	W-L RECORDS	RPI 51-100	RPI 101-150	RPI 150+			
15- 13	0- 2	0- 1	OVERALL	2- 2	1- 5	12- 3			
8- 6	0- 1	0- 0	HOME	1- 1	1- 3	6- 1			
7- 7	0- 1	0- 1	AWAY	1- 1	0- 2	6- 2			
0- 0	0- 0	0- 0	NEUTRAL	0- 0	0- 0	0- 0			
9- 5	0- 0	0- 1	NON-CONFERENCE	1- 1	0- 2	8- 1			
5- 2	0- 0	0- 0	HOME	1- 0	0- 2	4- 0			
4- 3	0- 0	0- 1	AWAY	0- 1	0- 0	4- 1			
0- 0	0- 0	0- 0	NEUTRAL	0- 0	0- 0	0- 0			
6- 8	0- 2	0- 0	CONFERENCE	1- 1	1- 3	4- 2			
3- 4	0- 1	0- 0	HOME	0- 1	1- 1	2- 1			
3- 4	0- 1	0- 0	AWAY	1- 0	0- 2	2- 1			
0- 0	0- 0	0- 0	NEUTRAL	0- 0	0- 0	0- 0			

RPI 1-25				RPI 26-50				RPI 51-100				RPI 101+ Team's RPI: 138			
RPI	S	Opponent	Score	RPI	S	Opponent	Score	RPI	S	Opponent	Score	RPI	S	Opponent	Score
10	A	Princeton	47 75	32	A	Syracuse	59 76	58	A	Penn	60 49	123	A	Harvard	54 60
10	H	Princeton	37 70					58	H	Penn	42 56	123	H	Harvard	57 61
								91	H	Youngstown St.	75 63	128	A	Yale	53 60
								92	A	Drexel	53 62	128	H	Yale	56 37
												129	H	Buffalo	58 65
												145	H	Hartford	46 48
												153	A	Dartmouth	35 54
												153	H	Dartmouth	66 46
												157	H	Bryant	66 64
												160	A	Bucknell	51 59
												168	H	Marshall	58 49
												178	A	Fairfield	58 47
												202	H	Robert Morris	70 59
												231	A	Brown	65 52
												231	H	Brown	51 58
												266	A	Colgate	74 66
												286	A	Loyola Maryland	79 61
												288	A	Columbia	46 42
												288	H	Columbia	59 39
												306	A	Vermont	90 87
												341	H	Howard	75 56
LAST 12 Division I GAMES:															
58	H	Penn	42 56	123	H	Harvard	57 61								
10	H	Princeton	37 70	153	H	Dartmouth	66 46								
153	A	Dartmouth	35 54	10	A	Princeton	47 75								
123	A	Harvard	54 60	58	A	Penn	60 49								
231	H	Brown	51 58	128	A	Yale	53 60								
128	H	Yale	56 37	231	A	Brown	65 52								

Non-Div I Games:

Cornell

■ Loss,
 ■ Non-Conf,
 S Site,
 ■ Home
 ■ Away
 N Neutral

Average RPI Win:	192	WON-LOST	WINNING	LAST 10	STRENGTH OF	OPP. STRENGTH	TEAM	ADJ.	CONF.	ADJ CONF.
Average RPI Loss:	65	RECORD	PCT. RANK	GAMES	SCHEDULE	OF SCHEDULE	RPI	RPI	RPI	RPI
DIV. I ONLY	17- 14	138	6- 4	63	74	89	89	10	10	
DIV. I NON-CONF.	7- 5	132	0- 1	33	46	47	47	9	9	
TOTALS	RPI 1-25	RPI 26-50	W-L RECORDS	RPI 51-100	RPI 101-150	RPI 150+				
17- 14	0- 2	2- 5	OVERALL	1- 5	4- 1	10- 1				
9- 5	0- 0	0- 3	HOME	0- 2	3- 0	6- 0				
7- 8	0- 2	2- 2	AWAY	1- 2	1- 1	3- 1				
1- 1	0- 0	0- 0	NEUTRAL	0- 1	0- 0	1- 0				
7- 5	0- 2	1- 2	NON-CONFERENCE	0- 1	3- 0	3- 0				
4- 1	0- 0	0- 1	HOME	0- 0	2- 0	2- 0				
2- 4	0- 2	1- 1	AWAY	0- 1	1- 0	0- 0				
1- 0	0- 0	0- 0	NEUTRAL	0- 0	0- 0	1- 0				
10- 9	0- 0	1- 3	CONFERENCE	1- 4	1- 1	7- 1				
5- 4	0- 0	0- 2	HOME	0- 2	1- 0	4- 0				
5- 4	0- 0	1- 1	AWAY	1- 1	0- 1	3- 1				
0- 1	0- 0	0- 0	NEUTRAL	0- 1	0- 0	0- 0				

RPI	S	Opponent	Score	RPI	S	Opponent	Score	RPI	S	Opponent	Score	RPI	S	Opponent	Score
2	A	UConn	60 96	35	A	DePaul	71 96	63	A	Villanova	53 61	104	H	Kansas	84 81
24	A	California	69 94	35	H	DePaul	76 78	63	H	Villanova	61 65	105	H	Drake	93 71
				41	H	Nebraska	57 60	76	A	South Dakota	58 68	135	A	UNI	58 56
				42	A	Wichita St.	56 65	77	A	St. John's (NY)	75 50	146	A	Butler	58 63
				43	A	Seton Hall	81 73	77	H	St. John's (NY)	38 61	146	H	Butler	62 55
				43	H	Seton Hall	74 79	77	N	St. John's (NY)	54 57	191	A	Xavier	65 66
				48	A	South Dakota St.	88 81					191	H	Xavier	74 65
												236	H	Utah	64 56
												249	A	Marquette	93 75
												249	H	Marquette	82 60
												250	N	Cincinnati	63 52
												269	A	Providence	65 54
												269	H	Providence	84 57
												293	H	Omaha	67 50
												296	A	Georgetown	71 62
												296	H	Georgetown	76 61
LAST 12 Division I GAMES:															
76	A	South Dakota	58 68	269	H	Providence	84 57								
77	N	St. John's (NY)	54 57	43	A	Seton Hall	81 73								
63	A	Villanova	53 61	77	A	St. John's (NY)	75 50								
296	A	Georgetown	71 62	146	H	Butler	62 55								
249	H	Marquette	82 60	191	H	Xavier	74 65								
35	H	DePaul	76 78	249	A	Marquette	93 75								

Non-Div I Games:

Creighton

Average RPI Win:	219	WON-LOST	WINNING	LAST 10	STRENGTH OF	OPP. STRENGTH	TEAM	ADJ.	CONF.	ADJ CONF.
Average RPI Loss:	121	RECORD	PCT. RANK	GAMES	SCHEDULE	OF SCHEDULE	RPI	RPI	RPI	RPI
DIV. I ONLY	14- 14	169	4- 6	161	143	153	153	8	8	
DIV. I NON-CONF.	9- 5	95	0- 0	261	281	117	117	10	10	
TOTALS	RPI 1-25	RPI 26-50	W-L RECORDS	RPI 51-100	RPI 101-150	RPI 150+				
14- 14	0- 2	0- 0	OVERALL	0- 4	4- 5	10- 3				
7- 5	0- 1	0- 0	HOME	0- 1	2- 2	5- 1				
6- 9	0- 1	0- 0	AWAY	0- 3	2- 3	4- 2				
1- 0	0- 0	0- 0	NEUTRAL	0- 0	0- 0	1- 0				
9- 5	0- 0	0- 0	NON-CONFERENCE	0- 2	2- 1	7- 2				
5- 0	0- 0	0- 0	HOME	0- 0	1- 0	4- 0				
3- 5	0- 0	0- 0	AWAY	0- 2	1- 1	2- 2				
1- 0	0- 0	0- 0	NEUTRAL	0- 0	0- 0	1- 0				
5- 9	0- 2	0- 0	CONFERENCE	0- 2	2- 4	3- 1				
2- 5	0- 1	0- 0	HOME	0- 1	1- 2	1- 1				
3- 4	0- 1	0- 0	AWAY	0- 1	1- 2	2- 0				
0- 0	0- 0	0- 0	NEUTRAL	0- 0	0- 0	0- 0				

RPI 1-25				RPI 26-50				RPI 51-100				RPI 101+ Team's RPI: 153			
RPI	S	Opponent	Score	RPI	S	Opponent	Score	RPI	S	Opponent	Score	RPI	S	Opponent	Score
10	A	Princeton	31 70					58	A	Penn	46 63	123	A	Harvard	76 61
10	H	Princeton	65 83					58	H	Penn	39 55	123	H	Harvard	69 75
								65	A	San Diego	53 78	128	A	Yale	28 53
								97	A	Maine	38 53	128	H	Yale	46 60
												135	A	UNI	46 62
												136	A	Rhode Island	54 44
												138	A	Cornell	46 66
												138	H	Cornell	54 35
												145	H	Hartford	49 43
												167	A	Cal Poly	74 61
												189	H	Holy Cross	69 53
												210	A	New Hampshire	44 60
												231	A	Brown	71 53
												231	H	Brown	47 50
												238	A	Niagara	76 70
												241	H	Oakland	59 54
												288	A	Columbia	61 54
												288	H	Columbia	60 50
												290	N	Kent St.	60 49
												294	H	NJIT	68 63
												304	H	Loyola Chicago	70 58
												306	A	Vermont	63 68
LAST 12 Division I GAMES:															
128	A	Yale	28 53	288	A	Columbia	61 54								
231	A	Brown	71 53	138	A	Cornell	46 66								
138	H	Cornell	54 35	231	H	Brown	47 50								
288	H	Columbia	60 50	128	H	Yale	46 60								
58	A	Penn	46 63	10	H	Princeton	65 83								
10	A	Princeton	31 70	58	H	Penn	39 55								

Non-Div I Games:

Dartmouth

■ Loss,
 ■ Non-Conf,
 ■ S Site,
 ■ Home
 ■ A Away
 N Neutral

Davidson

Through Games Of April 7, 2015

Average RPI Win:	202	WON-LOST	WINNING	LAST 10	STRENGTH OF	OPP. STRENGTH	TEAM	ADJ.	CONF.	ADJ CONF.
Average RPI Loss:	124	RECORD	PCT. RANK	GAMES	SCHEDULE	OF SCHEDULE	RPI	RPI	RPI	RPI
DIV. I ONLY	5- 25	326	0- 10	83	109	265	265	6	6	
DIV. I NON-CONF.	4- 9	246	0- 0	135	228	216	216	6	6	
TOTALS	RPI 1-25	RPI 26-50	W-L RECORDS	RPI 51-100	RPI 101-150	RPI 150+				
5- 25	0- 2	0- 3	OVERALL	0- 6	2- 4	3- 10				
2- 11	0- 1	0- 1	HOME	0- 4	0- 3	2- 2				
3- 12	0- 1	0- 2	AWAY	0- 2	2- 1	1- 6				
0- 2	0- 0	0- 0	NEUTRAL	0- 0	0- 0	0- 2				
4- 9	0- 0	0- 2	NON-CONFERENCE	0- 2	1- 0	3- 5				
2- 3	0- 0	0- 1	HOME	0- 1	0- 0	2- 1				
2- 5	0- 0	0- 1	AWAY	0- 1	1- 0	1- 3				
0- 1	0- 0	0- 0	NEUTRAL	0- 0	0- 0	0- 1				
1- 16	0- 2	0- 1	CONFERENCE	0- 4	1- 4	0- 5				
0- 8	0- 1	0- 0	HOME	0- 3	0- 3	0- 1				
1- 7	0- 1	0- 1	AWAY	0- 1	1- 1	0- 3				
0- 1	0- 0	0- 0	NEUTRAL	0- 0	0- 0	0- 1				

RPI 1-25				RPI 26-50				RPI 51-100				RPI 101+ Team's RPI: 265			
RPI	S	Opponent	Score	RPI	S	Opponent	Score	RPI	S	Opponent	Score	RPI	S	Opponent	Score
11	H	Dayton	51 67	31	H	James Madison	57 73	68	A	North Carolina St.	66 82	112	A	Virginia	67 57
14	A	George Washington	35 52	38	A	Rutgers	44 100	73	A	Fordham	46 54	136	H	Rhode Island	62 71
				44	A	Duquesne	47 83	73	H	Fordham	45 66	141	A	VCU	53 62
								86	H	Richmond	48 56	141	H	VCU	63 66
								87	H	Saint Joseph's	52 57	150	A	Saint Louis	53 50
								93	H	Southern California	64 99	150	H	Saint Louis	59 77
												152	H	High Point	76 57
												155	A	Furman	60 67
												158	A	Charlotte	51 86
												166	A	St. Bonaventure	56 72
												170	H	N.C. A&T	57 62
												184	H	La Salle	54 63
												184	N	La Salle	63 74
												192	A	Massachusetts	49 60
												199	A	Winthrop	60 75
												234	A	George Mason	60 63
												279	A	Gardner-Webb	68 67
												280	N	Miami (OH)	58 59
												319	H	Mt. St. Mary's	67 62
LAST 12 Division I GAMES:															
184	N	La Salle	63 74	234	A	George Mason	60 63								
73	A	Fordham	46 54	14	A	George Washington	35 52								
141	H	VCU	63 66	87	H	Saint Joseph's	52 57								
166	A	St. Bonaventure	56 72	73	H	Fordham	45 66								
192	A	Massachusetts	49 60	44	A	Duquesne	47 83								
150	H	Saint Louis	59 77	86	H	Richmond	48 56								

Non-Div I Games:

Davidson

■ Loss,
 ■ Non-Conf,
 ■ S Site,
 ■ Home
 ■ A Away
 N Neutral

Average RPI Win:	122	WON-LOST	WINNING	LAST 10	STRENGTH OF	OPP. STRENGTH	TEAM	ADJ.	CONF.	ADJ CONF.
Average RPI Loss:	23	RECORD	PCT. RANK	GAMES	SCHEDULE	OF SCHEDULE	RPI	RPI	RPI	RPI
DIV. I ONLY	28- 7	22	8- 2	22	55	11	11	6	6	
DIV. I NON-CONF.	12- 4	44	3- 1	20	3	8	8	6	6	
TOTALS	RPI 1-25	RPI 26-50	W-L RECORDS	RPI 51-100	RPI 101-150	RPI 150+				
28- 7	3- 5	2- 1	OVERALL	8- 1	7- 0	8- 0				
12- 1	1- 1	1- 0	HOME	2- 0	4- 0	4- 0				
11- 4	1- 2	0- 1	AWAY	4- 1	2- 0	4- 0				
5- 2	1- 2	1- 0	NEUTRAL	2- 0	1- 0	0- 0				
12- 4	3- 2	0- 1	NON-CONFERENCE	3- 1	3- 0	3- 0				
5- 0	1- 0	0- 0	HOME	0- 0	2- 0	2- 0				
4- 3	1- 1	0- 1	AWAY	2- 1	0- 0	1- 0				
3- 1	1- 1	0- 0	NEUTRAL	1- 0	1- 0	0- 0				
16- 3	0- 3	2- 0	CONFERENCE	5- 0	4- 0	5- 0				
7- 1	0- 1	1- 0	HOME	2- 0	2- 0	2- 0				
7- 1	0- 1	0- 0	AWAY	2- 0	2- 0	3- 0				
2- 1	0- 1	1- 0	NEUTRAL	1- 0	0- 0	0- 0				

RPI	S	Opponent	Score
2	N	UConn	70 91
8	N	Louisville	82 66
9	A	Iowa	83 90
12	A	Kentucky	99 94
14	A	George Washington	56 67
14	H	George Washington	66 69
14	N	George Washington	62 75
23	H	Green Bay	72 66

RPI	S	Opponent	Score
33	A	Gonzaga	65 75
44	H	Duquesne	78 67
44	N	Duquesne	74 60

RPI	S	Opponent	Score
59	N	Iowa St.	78 66
67	A	Vanderbilt	71 67
73	A	Fordham	59 45
78	A	Washington St.	60 76
86	A	Richmond	76 62
86	H	Richmond	79 41
87	H	Saint Joseph's	82 64
87	N	Saint Joseph's	80 61
88	A	Wright St.	79 76

RPI	S	Opponent	Score
134	H	Toledo	79 57
136	H	Rhode Island	77 33
137	N	UT Martin	78 47
139	H	Purdue	63 61
141	A	VCU	75 56
150	A	Saint Louis	95 68
150	H	Saint Louis	87 72
166	A	St. Bonaventure	86 70
183	A	Central Mich.	98 89
183	H	Central Mich.	86 76
184	H	La Salle	91 49
192	H	Massachusetts	69 60
234	A	George Mason	84 73
265	A	Davidson	67 51
269	H	Providence	72 56

LAST 12 Division I GAMES:

2	N	UConn	70 91	87	N	Saint Joseph's	80 61
8	N	Louisville	82 66	150	A	Saint Louis	95 68
12	A	Kentucky	99 94	192	H	Massachusetts	69 60
59	N	Iowa St.	78 66	184	H	La Salle	91 49
14	N	George Washington	62 75	73	A	Fordham	59 45
44	N	Duquesne	74 60	87	H	Saint Joseph's	82 64

Non-Div I Games:

Dayton

Average RPI Win:	178	WON-LOST	WINNING	LAST 10	STRENGTH OF	OPP. STRENGTH	TEAM	ADJ.	CONF.	ADJ CONF.
Average RPI Loss:	28	RECORD	PCT. RANK	GAMES	SCHEDULE	OF SCHEDULE	RPI	RPI	RPI	RPI
DIV. I ONLY	27- 8	27	8- 2	64	72	35	35	10	10	
DIV. I NON-CONF.	9- 5	95	1- 1	62	35	68	68	9	9	
TOTALS	RPI 1-25	RPI 26-50	W-L RECORDS	RPI 51-100	RPI 101-150	RPI 150+				
27- 8	0- 3	3- 4	OVERALL	6- 1	4- 0	14- 0				
13- 4	0- 1	1- 3	HOME	3- 0	3- 0	6- 0				
10- 4	0- 2	0- 1	AWAY	2- 1	1- 0	7- 0				
4- 0	0- 0	2- 0	NEUTRAL	1- 0	0- 0	1- 0				
9- 5	0- 3	2- 2	NON-CONFERENCE	0- 0	2- 0	5- 0				
5- 3	0- 1	1- 2	HOME	0- 0	2- 0	2- 0				
3- 2	0- 2	0- 0	AWAY	0- 0	0- 0	3- 0				
1- 0	0- 0	1- 0	NEUTRAL	0- 0	0- 0	0- 0				
18- 3	0- 0	1- 2	CONFERENCE	6- 1	2- 0	9- 0				
8- 1	0- 0	0- 1	HOME	3- 0	1- 0	4- 0				
7- 2	0- 0	0- 1	AWAY	2- 1	1- 0	4- 0				
3- 0	0- 0	1- 0	NEUTRAL	1- 0	0- 0	1- 0				

RPI 1-25				RPI 26-50				Team's RPI: 35	RPI 51-100				RPI 101+			
RPI	S	Opponent	Score	RPI	S	Opponent	Score		RPI	S	Opponent	Score	RPI	S	Opponent	Score
1	A	Notre Dame	67 79	34	H	Texas A&M	68 76		63	A	Villanova	76 79	108	H	Hampton	86 67
1	H	Notre Dame	93 94	37	H	Northwestern	91 97		63	H	Villanova	49 47	110	H	New Mexico	97 59
2	A	UConn	64 98	43	A	Seton Hall	87 107		63	N	Villanova	58 55	146	A	Butler	83 65
				43	H	Seton Hall	80 81		77	A	St. John's (NY)	84 75	146	H	Butler	92 76
				43	N	Seton Hall	78 68		77	H	St. John's (NY)	82 55	188	H	Tex.-Pan American	93 70
				46	N	Minnesota	79 72		89	A	Creighton	78 76	191	A	Xavier	87 63
				48	H	South Dakota St.	84 62		89	H	Creighton	96 71	191	H	Xavier	84 61
													191	N	Xavier	87 53
													249	A	Marquette	101 67
													249	H	Marquette	99 82
													269	A	Providence	103 66
													269	H	Providence	90 42
													296	A	Georgetown	105 85
													296	H	Georgetown	93 52
													304	A	Loyola Chicago	109 84
													326	H	Bradley	101 77
													329	A	Illinois St.	99 62
													344	A	Chicago St.	87 34
LAST 12 Division I GAMES:																
1	A	Notre Dame	67 79	269	A	Providence	103 66									
46	N	Minnesota	79 72	89	A	Creighton	78 76									
43	N	Seton Hall	78 68	77	H	St. John's (NY)	82 55									
63	N	Villanova	58 55	43	H	Seton Hall	80 81									
191	N	Xavier	87 53	191	A	Xavier	87 63									
249	H	Marquette	99 82	146	A	Butler	83 65									

Non-Div I Games:

DePaul

Delaware

Through Games Of April 7, 2015

Average RPI Win:	211	WON-LOST	WINNING	LAST 10	STRENGTH OF	OPP. STRENGTH	TEAM	ADJ.	CONF.	ADJ CONF.
Average RPI Loss:	134	RECORD	PCT. RANK	GAMES	SCHEDULE	OF SCHEDULE	RPI	RPI	RPI	RPI
DIV. I ONLY	15- 17	195	4- 6	178	142	194	194	16	16	
DIV. I NON-CONF.	5- 6	179	0- 0	119	213	162	162	11	11	
TOTALS	RPI 1-25	RPI 26-50	W-L RECORDS	RPI 51-100	RPI 101-150	RPI 150+				
15- 17	0- 1	0- 2	OVERALL	4- 5	1- 3	10- 6				
8- 6	0- 1	0- 1	HOME	1- 2	1- 1	6- 1				
5- 9	0- 0	0- 1	AWAY	2- 2	0- 1	3- 5				
2- 2	0- 0	0- 0	NEUTRAL	1- 1	0- 1	1- 0				
5- 6	0- 1	0- 0	NON-CONFERENCE	1- 2	1- 1	3- 2				
3- 2	0- 1	0- 0	HOME	0- 1	1- 0	2- 0				
2- 3	0- 0	0- 0	AWAY	1- 1	0- 0	1- 2				
0- 1	0- 0	0- 0	NEUTRAL	0- 0	0- 1	0- 0				
10- 11	0- 0	0- 2	CONFERENCE	3- 3	0- 2	7- 4				
5- 4	0- 0	0- 1	HOME	1- 1	0- 1	4- 1				
3- 6	0- 0	0- 1	AWAY	1- 1	0- 1	2- 3				
2- 1	0- 0	0- 0	NEUTRAL	1- 1	0- 0	1- 0				

RPI 1-25				RPI 26-50				RPI 51-100				RPI 101+				Team's RPI: 194	
RPI	S	Opponent	Score	RPI	S	Opponent	Score	RPI	S	Opponent	Score	RPI	S	Opponent	Score		
10	H	Princeton	59 87	31	A	James Madison	64 94	73	H	Fordham	44 49	107	A	Elon	76 77		
				31	H	James Madison	71 74	74	A	East Carolina	60 89	107	H	Elon	50 60		
								92	A	Drexel	56 61	133	H	Marist	70 60		
								92	H	Drexel	64 67	143	N	Northern Ky.	58 63		
								92	N	Drexel	55 48	160	H	Bucknell	58 56		
								98	A	Temple	69 58	196	A	William & Mary	61 56		
								100	A	Hofstra	73 62	196	H	William & Mary	48 50		
								100	H	Hofstra	64 53	211	A	Lafayette	52 63		
								100	N	Hofstra	42 45	230	A	UNCW	68 71		
												230	H	UNCW	69 60		
												245	A	Towson	49 56		
												245	H	Towson	72 54		
												250	A	Cincinnati	59 67		
												276	H	Rider	68 53		
												289	A	Col. of Charleston	49 55		
												289	H	Col. of Charleston	80 49		
												306	A	Vermont	68 46		
												312	A	Northeastern	54 48		
												312	H	Northeastern	70 61		
												312	N	Northeastern	73 61		
LAST 12 Division I GAMES:																	
				100	N	Hofstra	42 45	92	H	Drexel	64 67						
						92	N	Drexel	55 48	31	A	James Madison	64 94				
				312	N	Northeastern	73 61	196	A	William & Mary	61 56						
				107	A	Elon	76 77	230	H	UNCW	69 60						
						31	H	James Madison	71 74	312	H	Northeastern	70 61				
				230	A	UNCW	68 71	100	A	Hofstra	73 62						

Non-Div I Games:

Delaware

Loss, Non-Conf, S Site, H Home A Away N Neutral

Schedule 50:				Through Games of April 7, 2019						
Average RPI Win:	299	WON-LOST	WINNING	LAST 10	STRENGTH OF	OPP. STRENGTH	TEAM	ADJ.	CONF.	ADJ CONF.
Average RPI Loss:	238	RECORD	PCT. RANK	GAMES	SCHEDULE	OF SCHEDULE	RPI	RPI	RPI	RPI
DIV. I ONLY	3- 25	341	1- 9	344	333	347	347	31	31	
DIV. I NON-CONF.	1- 10	329	1- 0	328	255	337	337	29	29	

TOTALS	RPI 1-25	RPI 26-50		W-L RECORDS		RPI 51-100	RPI 101-150	RPI 150+		
3- 25	0- 0	0- 1		OVERALL		0- 0	0- 5	3- 19		
1- 7	0- 0	0- 0		HOME		0- 0	0- 2	1- 5		
2- 14	0- 0	0- 1		AWAY		0- 0	0- 2	2- 11		
0- 4	0- 0	0- 0		NEUTRAL		0- 0	0- 1	0- 3		
1- 10	0- 0	0- 1		NON-CONFERENCE		0- 0	0- 2	1- 7		
0- 0	0- 0	0- 0		HOME		0- 0	0- 0	0- 0		
1- 7	0- 0	0- 1		AWAY		0- 0	0- 1	1- 5		
0- 3	0- 0	0- 0		NEUTRAL		0- 0	0- 1	0- 2		
2- 15	0- 0	0- 0		CONFERENCE		0- 0	0- 3	2- 12		
1- 7	0- 0	0- 0		HOME		0- 0	0- 2	1- 5		
1- 7	0- 0	0- 0		AWAY		0- 0	0- 1	1- 6		
0- 1	0- 0	0- 0		NEUTRAL		0- 0	0- 0	0- 1		

[illegible]

Non-Div I Games:	Wilmington (DE)	74	44	Millersville	71	60
------------------	-----------------	----	----	--------------	----	----

Delaware St.

Loss, Non-Conf, S Site, H Home A Away N Neutral

RPI	S	Opponent	Score
341	A	Howard	58 50

D
e
l
a
w
a
r
e
S
t
.

D
e
l
a
w
a
r
e
S
t
.

Delaware St.

Average RPI Win:	259	WON-LOST	WINNING	LAST 10	STRENGTH OF	OPP. STRENGTH	TEAM	ADJ.	CONF.	ADJ CONF.
Average RPI Loss:	171	RECORD	PCT. RANK	GAMES	SCHEDULE	OF SCHEDULE	RPI	RPI	RPI	RPI
DIV. I ONLY	8- 23	294	1- 9	273	247	308	308	24	24	
DIV. I NON-CONF.	3- 11	294	0- 0	309	239	331	331	25	25	
TOTALS	RPI 1-25	RPI 26-50	W-L RECORDS	RPI 51-100	RPI 101-150	RPI 150+				
8- 23	0- 0	1- 2	OVERALL	0- 6	1- 3	6- 12				
6- 9	0- 0	1- 0	HOME	0- 3	1- 1	4- 5				
2- 11	0- 0	0- 1	AWAY	0- 2	0- 2	2- 6				
0- 3	0- 0	0- 1	NEUTRAL	0- 1	0- 0	0- 1				
3- 11	0- 0	0- 0	NON-CONFERENCE	0- 4	0- 2	3- 5				
2- 5	0- 0	0- 0	HOME	0- 2	0- 1	2- 2				
1- 4	0- 0	0- 0	AWAY	0- 1	0- 1	1- 2				
0- 2	0- 0	0- 0	NEUTRAL	0- 1	0- 0	0- 1				
5- 12	0- 0	1- 2	CONFERENCE	0- 2	1- 1	3- 7				
4- 4	0- 0	1- 0	HOME	0- 1	1- 0	2- 3				
1- 7	0- 0	0- 1	AWAY	0- 1	0- 1	1- 4				
0- 1	0- 0	0- 1	NEUTRAL	0- 0	0- 0	0- 0				

RPI S	Opponent	Score	RPI S	Opponent	Score	RPI S	Opponent	Score	RPI S	Opponent	Score	Team's RPI: 308
48	A South Dakota St.	44 85	48	H South Dakota St.	77 72	76	A South Dakota	56 82	130	A Oral Roberts	44 65	
48	H South Dakota St.		48	N South Dakota St.	61 79	76	H South Dakota	68 79	130	H Oral Roberts	66 57	
						81	H Hawaii	58 60	139	A Purdue	51 65	
						88	N Wright St.	63 72	147	H Siena	62 78	
						96	A Colorado St.	61 81	172	H Belmont	43 72	
						99	H Colorado	49 77	213	A Wyoming	41 82	
									214	H Cal St. Fullerton	61 78	
									217	A IUPUI	54 71	
									217	H IUPUI	64 68	
									232	A Western Ill.	56 75	
									232	H Western Ill.	66 93	
									258	A Weber St.	63 65	
									268	A North Dakota St.	68 87	
									268	H North Dakota St.	75 73	
									277	N UC Irvine	55 63	
									293	A Omaha	40 53	
									293	H Omaha	60 53	
									314	A IPFW	82 75	
									314	H IPFW	51 68	
									328	A North Texas	63 55	
									342	H UMKC	74 66	
									345	H Air Force	107 66	
LAST 12 Division I GAMES:												
48	N South Dakota St.	61 79	48	H South Dakota St.	77 72	130	A Oral Roberts	44 65				
293	A Omaha	40 53	217	H IUPUI	64 68	76	A South Dakota	56 82				
268	A North Dakota St.	68 87	314	A IPFW	82 75	217	A IUPUI	54 71				
232	A Western Ill.	56 75										
76	H South Dakota	68 79										
314	H IPFW	51 68										

Non-Div I Games:

Denver

Detroit

Through Games Of April 7, 2015

Average RPI Win: 224	WON-LOST	WINNING	LAST 10	STRENGTH OF	OPP. STRENGTH	TEAM	ADJ.	CONF.	ADJ CONF.
Average RPI Loss: 144	RECORD	PCT. RANK	GAMES	SCHEDULE	OF SCHEDULE	RPI	RPI	RPI	RPI
DIV. I ONLY	10- 18	252	4- 6	181	218	226	226	13	13
DIV. I NON-CONF.	3- 8	262	0- 0	273	269	275	275	15	15
TOTALS	RPI 1-25	RPI 26-50	W-L RECORDS	RPI 51-100	RPI 101-150	RPI 150+			
10- 18	0- 2	0- 1	OVERALL	1- 6	2- 2	7- 7			
4- 7	0- 1	0- 0	HOME	0- 2	1- 1	3- 3			
6- 10	0- 1	0- 1	AWAY	1- 4	1- 1	4- 3			
0- 1	0- 0	0- 0	NEUTRAL	0- 0	0- 0	0- 1			
3- 8	0- 0	0- 1	NON-CONFERENCE	0- 2	1- 1	2- 4			
1- 2	0- 0	0- 0	HOME	0- 0	0- 1	1- 1			
2- 5	0- 0	0- 1	AWAY	0- 2	1- 0	1- 2			
0- 1	0- 0	0- 0	NEUTRAL	0- 0	0- 0	0- 1			
7- 10	0- 2	0- 0	CONFERENCE	1- 4	1- 1	5- 3			
3- 5	0- 1	0- 0	HOME	0- 2	1- 0	2- 2			
4- 5	0- 1	0- 0	AWAY	1- 2	0- 1	3- 1			
0- 0	0- 0	0- 0	NEUTRAL	0- 0	0- 0	0- 0			

RPI 1-25				RPI 26-50				RPI 51-100				RPI 101+ Team's RPI: 226			
RPI	S	Opponent	Score	RPI	S	Opponent	Score	RPI	S	Opponent	Score	RPI	S	Opponent	Score
23	A	Green Bay	51 52	50	A	Ohio	57 60	55	A	Michigan	57 76	103	H	Western Mich.	57 71
23	H	Green Bay	58 75					85	A	Eastern Mich.	71 75	118	A	Cleveland St.	65 71
								88	A	Wright St.	57 76	118	H	Cleveland St.	78 65
								88	H	Wright St.	59 74	134	A	Toledo	83 72
								91	A	Youngstown St.	55 73	166	H	St. Bonaventure	56 68
								91	A	Youngstown St.	59 58	216	A	Ill.-Chicago	76 68
								91	H	Youngstown St.	65 70	216	H	Ill.-Chicago	70 65
												238	A	Niagara	49 71
												241	A	Oakland	58 64
												241	H	Oakland	73 62
												250	A	Cincinnati	38 70
												282	A	Milwaukee	60 56
												282	H	Milwaukee	68 84
												284	A	Valparaiso	78 57
												284	H	Valparaiso	68 74
												314	A	IPFW	81 74
												318	N	Southeast Mo. St.	51 61
												347	H	Delaware St.	74 52
LAST 12 Division I GAMES:															
91	A	Youngstown St.	55 73	241	A	Oakland	58 64								
23	A	Green Bay	51 52	91	H	Youngstown St.	65 70								
282	A	Milwaukee	60 56	216	A	Ill.-Chicago	76 68								
284	A	Valparaiso	78 57	284	H	Valparaiso	68 74								
88	H	Wright St.	59 74	91	A	Youngstown St.	59 58								
118	H	Cleveland St.	78 65	23	H	Green Bay	58 75								

Non-Div I Games: Madonna 76 47 Marygrove 88 46

Detroit

Loss, Non-Conf, S Site, H Home A Away N Neutral

Drake

Through Games Of April 7, 2015

Average RPI Win:	213	WON-LOST	WINNING	LAST 10	STRENGTH OF	OPP. STRENGTH	TEAM	ADJ.	CONF.	ADJ CONF.
Average RPI Loss:	108	RECORD	PCT. RANK	GAMES	SCHEDULE	OF SCHEDULE	RPI	RPI	RPI	RPI
DIV. I ONLY	19- 11	85	6- 4	159	187	105	105	21	21	
DIV. I NON-CONF.	4- 7	222	0- 1	53	95	144	144	19	19	
TOTALS	RPI 1-25	RPI 26-50	W-L RECORDS	RPI 51-100	RPI 101-150	RPI 150+				
19- 11	0- 1	1- 1	OVERALL	1- 5	3- 1	14- 3				
10- 4	0- 1	1- 0	HOME	0- 3	2- 0	7- 0				
8- 6	0- 0	0- 1	AWAY	0- 2	1- 1	7- 2				
1- 1	0- 0	0- 0	NEUTRAL	1- 0	0- 0	0- 1				
4- 7	0- 1	0- 0	NON-CONFERENCE	1- 5	0- 0	3- 1				
1- 4	0- 1	0- 0	HOME	0- 3	0- 0	1- 0				
2- 3	0- 0	0- 0	AWAY	0- 2	0- 0	2- 1				
1- 0	0- 0	0- 0	NEUTRAL	1- 0	0- 0	0- 0				
15- 4	0- 0	1- 1	CONFERENCE	0- 0	3- 1	11- 2				
9- 0	0- 0	1- 0	HOME	0- 0	2- 0	6- 0				
6- 3	0- 0	0- 1	AWAY	0- 0	1- 1	5- 1				
0- 1	0- 0	0- 0	NEUTRAL	0- 0	0- 0	0- 1				

RPI 1-25				RPI 26-50				RPI 51-100				RPI 101+ Team's RPI: 105			
RPI	S	Opponent	Score	RPI	S	Opponent	Score	RPI	S	Opponent	Score	RPI	S	Opponent	Score
9	H	Iowa	98 100	42	A	Wichita St.	59 80	59	A	Iowa St.	67 84	126	A	Missouri St.	57 86
				42	H	Wichita St.	64 61	73	N	Fordham	62 56	126	H	Missouri St.	94 89
								76	H	South Dakota	78 83	135	A	UNI	76 72
								85	H	Eastern Mich.	70 80	135	H	UNI	87 67
								89	A	Creighton	71 93	163	H	Wisconsin	89 77
								96	H	Colorado St.	56 69	175	A	Southern Ill.	76 81
												175	H	Southern Ill.	81 66
												179	A	SIUE	60 74
												181	A	UTSA	69 61
												186	A	Indiana St.	72 65
												186	H	Indiana St.	76 61
												239	A	Idaho St.	80 66
												248	A	Evansville	79 62
												248	H	Evansville	78 69
												248	N	Evansville	79 84
												304	A	Loyola Chicago	86 60
												304	H	Loyola Chicago	74 70
												326	A	Bradley	80 47
												326	H	Bradley	86 70
												329	A	Illinois St.	70 47
												329	H	Illinois St.	86 51
LAST 12 Division I GAMES:															
				85	H	Eastern Mich.	70 80					186	H	Indiana St.	76 61
				248	N	Evansville	79 84					248	H	Evansville	78 69
				304	H	Loyola Chicago	74 70					135	H	UNI	87 67
				326	H	Bradley	86 70					329	A	Illinois St.	70 47
				126	A	Missouri St.	57 86					175	A	Southern Ill.	76 81
				42	A	Wichita St.	59 80					42	H	Wichita St.	64 61

Non-Div I Games: Northwestern (IA) 102 58

Drake

■ Loss,
■ Non-Conf, S Site,
■ Home
■ Away
N Neutral

Average RPI Win: 205	WON-LOST	WINNING	LAST 10	STRENGTH OF	OPP. STRENGTH	TEAM	ADJ.	CONF.	ADJ CONF.
Average RPI Loss: 92	RECORD	PCT. RANK	GAMES	SCHEDULE	OF SCHEDULE	RPI	RPI	RPI	RPI
DIV. I ONLY	20- 11	77	6- 4	136	116	92	92	16	16
DIV. I NON-CONF.	6- 6	152	0- 1	65	74	111	111	11	11
TOTALS	RPI 1-25	RPI 26-50	W-L RECORDS	RPI 51-100	RPI 101-150	RPI 150+			
20- 11	0- 1	0- 4	OVERALL	3- 1	3- 2	14- 3			
10- 4	0- 0	0- 1	HOME	2- 1	2- 1	6- 1			
8- 5	0- 1	0- 3	AWAY	1- 0	1- 1	6- 0			
2- 2	0- 0	0- 0	NEUTRAL	0- 0	0- 0	2- 2			
6- 6	0- 1	0- 2	NON-CONFERENCE	2- 0	1- 2	3- 1			
4- 1	0- 0	0- 0	HOME	2- 0	1- 1	1- 0			
0- 4	0- 1	0- 2	AWAY	0- 0	0- 1	0- 0			
2- 1	0- 0	0- 0	NEUTRAL	0- 0	0- 0	2- 1			
14- 5	0- 0	0- 2	CONFERENCE	1- 1	2- 0	11- 2			
6- 3	0- 0	0- 1	HOME	0- 1	1- 0	5- 1			
8- 1	0- 0	0- 1	AWAY	1- 0	1- 0	6- 0			
0- 1	0- 0	0- 0	NEUTRAL	0- 0	0- 0	0- 1			

RPI 1-25				RPI 26-50				RPI 51-100				Team's RPI: 92	RPI 101+			
RPI	S	Opponent	Score	RPI	S	Opponent	Score	RPI	S	Opponent	Score		RPI	S	Opponent	Score
10	A	Princeton	43 59	30	A	Quinnipiac	50 74	58	H	Penn	67 58		107	A	Elon	57 47
				31	A	James Madison	51 66	87	H	Saint Joseph's	76 63		107	H	Elon	54 51
				31	H	James Madison	54 73	100	A	Hofstra	63 56		108	H	Hampton	42 45
				39	A	Pittsburgh	53 72	100	H	Hofstra	52 53		112	A	Virginia	66 72
													138	H	Cornell	62 53
													166	N	St. Bonaventure	32 43
													194	A	Delaware	67 64
													194	H	Delaware	61 56
													194	N	Delaware	48 55
													196	A	William & Mary	49 46
													196	H	William & Mary	68 72
													218	N	Sacred Heart	61 54
													230	A	UNCW	61 44
													230	H	UNCW	58 53
													245	A	Towson	66 52
													245	H	Towson	50 45
													266	H	Colgate	59 51
													280	N	Miami (OH)	71 54
													289	A	Col. of Charleston	63 52
													289	H	Col. of Charleston	64 47
													312	A	Northeastern	58 42
													312	H	Northeastern	58 35
LAST 12 Division I GAMES:																
				108	H	Hampton	42 45					289	A	Col. of Charleston	63 52	
				194	N	Delaware	48 55					245	A	Towson	66 52	
				312	A	Northeastern	58 42					31	H	James Madison	54 73	
				245	H	Towson	50 45					196	H	William & Mary	68 72	
				107	H	Elon	54 51					230	A	UNCW	61 44	
				194	A	Delaware	67 64					289	H	Col. of Charleston	64 47	

Non-Div I Games:

Drexel

■ Loss,
■ Non-Conf,
■ S Site,
■ H Home
■ A Away
N Neutral

Average RPI Win:	115	WON-LOST	WINNING	LAST 10	STRENGTH OF	OPP. STRENGTH	TEAM	ADJ.	CONF.	ADJ CONF.
Average RPI Loss:	34	RECORD	PCT. RANK	GAMES	SCHEDULE	OF SCHEDULE	RPI	RPI	RPI	RPI
DIV. I ONLY	23- 11	66	5- 5	4	9	15	15	2	2	
DIV. I NON-CONF.	11- 5	84	2- 1	6	24	17	17	2	2	
TOTALS	RPI 1-25	RPI 26-50	W-L RECORDS	RPI 51-100	RPI 101-150	RPI 150+				
23- 11	5- 6	3- 2	OVERALL	2- 2	3- 1	10- 0				
17- 1	4- 1	3- 0	HOME	2- 0	1- 0	7- 0				
5- 8	1- 3	0- 2	AWAY	0- 2	2- 1	2- 0				
1- 2	0- 2	0- 0	NEUTRAL	0- 0	0- 0	1- 0				
11- 5	2- 3	1- 2	NON-CONFERENCE	1- 0	2- 0	5- 0				
9- 1	2- 1	1- 0	HOME	1- 0	1- 0	4- 0				
2- 3	0- 1	0- 2	AWAY	0- 0	1- 0	1- 0				
0- 1	0- 1	0- 0	NEUTRAL	0- 0	0- 0	0- 0				
12- 6	3- 3	2- 0	CONFERENCE	1- 2	1- 1	5- 0				
8- 0	2- 0	2- 0	HOME	1- 0	0- 0	3- 0				
3- 5	1- 2	0- 0	AWAY	0- 2	1- 1	1- 0				
1- 1	0- 1	0- 0	NEUTRAL	0- 0	0- 0	1- 0				

RPI S	Opponent	Score	RPI S	Opponent	Score	RPI S	Opponent	Score	RPI S	Opponent	Score
1	A Notre Dame	50 63	28	H Mississippi St.	64 56	56	H Miami (FL)	68 53	112	A Virginia	71 45
1	N Notre Dame	49 55	32	H Syracuse	74 72	68	A North Carolina St.	59 72	119	A Old Dominion	82 66
2	A UConn	52 83	34	A Texas A&M	59 63	80	H Albany (NY)	54 52	124	A Boston College	56 60
4	H South Carolina	50 51	39	H Pittsburgh	62 45	84	A Georgia Tech	62 71	129	H Buffalo	88 54
6	N Maryland	55 65	41	A Nebraska	54 60				170	H N.C. A&T	87 36
7	A Florida St.	58 74							182	A Wake Forest	70 53
8	H Louisville	66 58							182	H Wake Forest	70 63
12	H Kentucky	89 68							182	N Wake Forest	77 68
16	A North Carolina	74 67							193	H Stony Brook	72 42
16	H North Carolina	81 80							200	A Alabama	90 40
21	H Oklahoma	92 72							201	H Virginia Tech	65 40
									203	H Clemson	89 60
									219	H UMass Lowell	95 48
									249	H Marquette	83 51
LAST 12 Division I GAMES:											
6	N Maryland	55 65	84	A Georgia Tech	62 71						
28	H Mississippi St.	64 56	68	A North Carolina St.	59 72						
80	H Albany (NY)	54 52	1	A Notre Dame	50 63						
1	N Notre Dame	49 55	112	A Virginia	71 45						
182	N Wake Forest	77 68	203	H Clemson	89 60						
16	H North Carolina	81 80	182	A Wake Forest	70 53						

Non-Div I Games:

Duke

■ Loss,
■ Non-Conf,
■ S Site,
■ H Home
■ A Away
N Neutral

Average RPI Win:	169	WON-LOST	WINNING	LAST 10	STRENGTH OF	OPP. STRENGTH	TEAM	ADJ.	CONF.	ADJ CONF.
Average RPI Loss:	66	RECORD	PCT. RANK	GAMES	SCHEDULE	OF SCHEDULE	RPI	RPI	RPI	RPI
DIV. I ONLY	23- 11	66	7- 3	72	75	44	44	6	6	
DIV. I NON-CONF.	9- 6	123	1- 1	137	111	86	86	6	6	
TOTALS	RPI 1-25	RPI 26-50	W-L RECORDS	RPI 51-100	RPI 101-150	RPI 150+				
23- 11	0- 5	1- 1	OVERALL	5- 3	6- 1	11- 1				
12- 2	0- 1	1- 1	HOME	3- 0	3- 0	5- 0				
9- 8	0- 3	0- 0	AWAY	2- 3	2- 1	5- 1				
2- 1	0- 1	0- 0	NEUTRAL	0- 0	1- 0	1- 0				
9- 6	0- 2	1- 1	NON-CONFERENCE	1- 2	2- 0	5- 1				
3- 2	0- 1	1- 1	HOME	0- 0	0- 0	2- 0				
5- 4	0- 1	0- 0	AWAY	1- 2	2- 0	2- 1				
1- 0	0- 0	0- 0	NEUTRAL	0- 0	0- 0	1- 0				
14- 5	0- 3	0- 0	CONFERENCE	4- 1	4- 1	6- 0				
9- 0	0- 0	0- 0	HOME	3- 0	3- 0	3- 0				
4- 4	0- 2	0- 0	AWAY	1- 1	0- 1	3- 0				
1- 1	0- 1	0- 0	NEUTRAL	0- 0	1- 0	0- 0				

RPI 1-25				RPI 26-50				RPI 51-100				RPI 101+			
RPI	S	Opponent	Score	RPI	S	Opponent	Score	RPI	S	Opponent	Score	RPI	S	Opponent	Score
10	H	Princeton	62 79	32	H	Syracuse	84 90	65	A	West Virginia	60 79	106	A	Lehigh	82 75
11	A	Dayton	67 78	39	H	Pittsburgh	87 77	65	A	West Virginia	39 60	130	A	Ball St.	82 62
11	N	Dayton	60 74					73	A	Fordham	56 46	136	A	Rhode Island	61 62
14	A	George Washington	56 83					86	H	Richmond	58 51	136	H	Rhode Island	60 50
23	A	Green Bay	52 84					86	H	Richmond	48 47	136	N	Rhode Island	66 53
								87	A	Saint Joseph's	49 60	141	H	VCU	83 47
								87	H	Saint Joseph's	63 54	150	H	Saint Louis	77 64
								91	A	Youngstown St.	72 54	166	A	St. Bonaventure	76 63
												166	H	St. Bonaventure	51 43
												184	A	La Salle	72 66
												192	A	Massachusetts	69 49
												202	A	Robert Morris	71 57
												234	H	George Mason	88 54
												265	H	Davidson	83 47
												269	A	Providence	56 67
												274	N	Jackson St.	90 72
												290	H	Kent St.	86 60
												320	H	Saint Francis (PA)	92 52
												341	A	Howard	89 63
LAST 12 Division I GAMES:															
65	A	West Virginia	39 60	87	A	Saint Joseph's	49 60								
86	H	Richmond	48 47	136	H	Rhode Island	60 50								
91	A	Youngstown St.	72 54	86	H	Richmond	58 51								
11	N	Dayton	60 74	192	A	Massachusetts	69 49								
136	N	Rhode Island	66 53	184	A	La Salle	72 66								
166	H	St. Bonaventure	51 43	141	H	VCU	83 47								

Non-Div I Games:

Duquesne

■ Loss,
 ■ Non-Conf,
 ■ S Site,
 ■ Home
 ■ Away
 N Neutral

East Carolina

Through Games Of April 7, 2015

Average RPI Win:	198	WON-LOST	WINNING	LAST 10	STRENGTH OF	OPP. STRENGTH	TEAM	ADJ.	CONF.	ADJ CONF.
Average RPI Loss:	64	RECORD	PCT. RANK	GAMES	SCHEDULE	OF SCHEDULE	RPI	RPI	RPI	RPI
DIV. I ONLY	22- 11	71	7- 3	113	84	74	74	7	7	
DIV. I NON-CONF.	10- 3	38	1- 1	191	174	78	78	7	7	
TOTALS	RPI 1-25	RPI 26-50	W-L RECORDS	RPI 51-100	RPI 101-150	RPI 150+				
22- 11	0- 3	2- 2	OVERALL	2- 3	2- 2	16- 1				
11- 4	0- 1	1- 0	HOME	0- 2	0- 1	10- 0				
8- 5	0- 1	1- 1	AWAY	1- 1	2- 1	4- 1				
3- 2	0- 1	0- 1	NEUTRAL	1- 0	0- 0	2- 0				
10- 3	0- 0	1- 1	NON-CONFERENCE	0- 1	1- 1	8- 0				
5- 1	0- 0	0- 0	HOME	0- 1	0- 0	5- 0				
3- 1	0- 0	1- 0	AWAY	0- 0	1- 1	1- 0				
2- 1	0- 0	0- 1	NEUTRAL	0- 0	0- 0	2- 0				
12- 8	0- 3	1- 1	CONFERENCE	2- 2	1- 1	8- 1				
6- 3	0- 1	1- 0	HOME	0- 1	0- 1	5- 0				
5- 4	0- 1	0- 1	AWAY	1- 1	1- 0	3- 1				
1- 1	0- 1	0- 0	NEUTRAL	1- 0	0- 0	0- 0				

RPI 1-25				RPI 26-50				RPI 51-100 Team's RPI: 74				RPI 101+			
RPI	S	Opponent	Score	RPI	S	Opponent	Score	RPI	S	Opponent	Score	RPI	S	Opponent	Score
2	A	UConn	32 87	27	A	South Fla.	62 69	51	A	Tulane	67 63	116	A	Tulsa	77 68
2	H	UConn	38 89	27	H	South Fla.	65 64	51	H	Tulane	63 76	116	H	Tulsa	63 74
2	N	UConn	56 106	32	N	Syracuse	58 69	68	H	North Carolina St.	65 69	118	A	Cleveland St.	57 59
				50	A	Ohio	76 68	98	A	Temple	69 79	136	A	Rhode Island	66 38
								98	N	Temple	77 71	163	N	Wisconsin	61 43
												178	N	Fairfield	83 68
												185	A	Memphis	57 60
												185	H	Memphis	60 39
												194	H	Delaware	89 60
												207	H	Radford	74 52
												250	A	Cincinnati	78 53
												250	H	Cincinnati	53 40
												252	A	SMU	67 49
												252	H	SMU	67 53
												262	H	Bethune-Cookman	71 42
												271	H	Norfolk St.	65 36
												272	H	UCF	67 57
												283	A	Houston	87 46
												283	H	Houston	79 56
												286	A	Loyola Maryland	82 33
												289	H	Col. of Charleston	68 55
LAST 12 Division I GAMES:															
				68	H	North Carolina St.	65 69	250	H	Cincinnati	53 40				
				207	H	Radford	74 52	252	H	SMU	67 53				
				2	N	UConn	56 106	27	H	South Fla.	65 64				
				98	N	Temple	77 71	250	A	Cincinnati	78 53				
				272	H	UCF	67 57	283	H	Houston	79 56				
				98	A	Temple	69 79	51	A	Tulane	67 63				

Non-Div I Games:

East Carolina

Loss, Non-Conf, S Site, H Home A Away N Neutral

Average RPI Win:	251	WON-LOST	WINNING	LAST 10	STRENGTH OF	OPP. STRENGTH	TEAM	ADJ.	CONF.	ADJ CONF.
Average RPI Loss:	126	RECORD	PCT. RANK	GAMES	SCHEDULE	OF SCHEDULE	RPI	RPI	RPI	RPI
DIV. I ONLY	21- 12	80	6- 4	226	253	120	120	20	20	
DIV. I NON-CONF.	8- 8	152	0- 1	278	264	188	188	22	22	
TOTALS	RPI 1-25	RPI 26-50	W-L RECORDS	RPI 51-100	RPI 101-150	RPI 150+				
21- 12	0- 4	0- 0	OVERALL	0- 1	0- 0	21- 7				
9- 3	0- 1	0- 0	HOME	0- 1	0- 0	9- 1				
10- 7	0- 2	0- 0	AWAY	0- 0	0- 0	10- 5				
2- 2	0- 1	0- 0	NEUTRAL	0- 0	0- 0	2- 1				
8- 8	0- 1	0- 0	NON-CONFERENCE	0- 1	0- 0	8- 6				
3- 2	0- 0	0- 0	HOME	0- 1	0- 0	3- 1				
5- 5	0- 1	0- 0	AWAY	0- 0	0- 0	5- 4				
0- 1	0- 0	0- 0	NEUTRAL	0- 0	0- 0	0- 1				
13- 4	0- 3	0- 0	CONFERENCE	0- 0	0- 0	13- 1				
6- 1	0- 1	0- 0	HOME	0- 0	0- 0	6- 0				
5- 2	0- 1	0- 0	AWAY	0- 0	0- 0	5- 1				
2- 1	0- 1	0- 0	NEUTRAL	0- 0	0- 0	2- 0				

RPI 1-25				RPI 26-50				RPI 51-100				RPI 101+ Team's RPI: 120			
RPI	S	Opponent	Score	RPI	S	Opponent	Score	RPI	S	Opponent	Score	RPI	S	Opponent	Score
16	A	North Carolina	62 95					68	H	North Carolina St.	58 73	152	H	High Point	84 76
22	A	Chattanooga	42 64									155	A	Furman	73 72
22	H	Chattanooga	56 64									155	H	Furman	72 61
22	N	Chattanooga	56 61									164	A	Indiana	69 97
												173	A	Mercer	72 70
												173	H	Mercer	70 49
												173	N	Mercer	66 56
												174	H	Appalachian St.	70 76
												186	A	Indiana St.	69 76
												195	H	Iona	76 64
												201	A	Virginia Tech	65 72
												204	A	Samford	46 69
												204	H	Samford	48 46
												208	N	Jacksonville St.	56 57
												230	A	UNCW	48 61
												234	A	George Mason	84 71
												247	A	Morehead St.	86 77
												285	H	Eastern Ky.	64 49
												301	A	Western Caro.	63 60
												301	H	Western Caro.	51 40
												301	N	Western Caro.	73 53
												307	A	UNC Asheville	81 68
												311	A	UNCG	84 66
												311	H	UNCG	87 65
												315	A	Wofford	79 47
												315	H	Wofford	69 47
LAST 12 Division I GAMES:															
				68	H	North Carolina St.	58 73					173	H	Mercer	70 49
				22	N	Chattanooga	56 61					311	A	UNCG	84 66
				173	N	Mercer	66 56					301	H	Western Caro.	51 40
				301	N	Western Caro.	73 53					155	H	Furman	72 61
				22	A	Chattanooga	42 64					301	A	Western Caro.	63 60
				204	A	Samford	46 69					22	H	Chattanooga	56 64

Non-Div I Games:

East Tenn. St.

■ Loss,
 ■ Non-Conf,
 ■ S Site,
 ■ Home
 ■ A Away
 N Neutral

E
a
s
t
T
e
n
n
.
S
t
.

East Tenn. St.
RPI S Opponent Score

Through Games Of April 7, 2015

RPI	S	Opponent	Score
320	A	Saint Francis (PA)	79 63
346	A	Alabama A&M	88 64

E
a
s
t
T
e
n
n
.
S
t
.

East Tenn. St.

Average RPI Win: 286		WON-LOST	WINNING	LAST 10	STRENGTH OF	OPP. STRENGTH	TEAM	ADJ.	CONF.	ADJ CONF.
Average RPI Loss: 195		RECORD	PCT. RANK	GAMES	SCHEDULE	OF SCHEDULE	RPI	RPI	RPI	RPI
DIV. I ONLY		10- 20	262	3- 7	307	306	302	302	26	26
DIV. I NON-CONF.		3- 10	285	0- 0	289	290	324	324	26	26
TOTALS		RPI 1-25	RPI 26-50	W-L RECORDS	RPI 51-100	RPI 101-150	RPI 150+			
10- 20	0- 1		0- 1	OVERALL	0- 0	0- 5	10- 13			
7- 6	0- 0		0- 0	HOME	0- 0	0- 2	7- 4			
3- 10	0- 0		0- 0	AWAY	0- 0	0- 1	3- 9			
0- 4	0- 1		0- 1	NEUTRAL	0- 0	0- 2	0- 0			
3- 10	0- 1		0- 1	NON-CONFERENCE	0- 0	0- 2	3- 6			
2- 3	0- 0		0- 0	HOME	0- 0	0- 1	2- 2			
1- 4	0- 0		0- 0	AWAY	0- 0	0- 0	1- 4			
0- 3	0- 1		0- 1	NEUTRAL	0- 0	0- 1	0- 0			
7- 10	0- 0		0- 0	CONFERENCE	0- 0	0- 3	7- 7			
5- 3	0- 0		0- 0	HOME	0- 0	0- 1	5- 2			
2- 6	0- 0		0- 0	AWAY	0- 0	0- 1	2- 5			
0- 1	0- 0		0- 0	NEUTRAL	0- 0	0- 1	0- 0			

RPI 1-25					
RPI	S	Opponent	Score		
7	N	Florida St.	55	91	

RPI 26-50					
RPI	S	Opponent	Score		
37	N	Northwestern	44	92	

RPI 51-100					
RPI	S	Opponent	Score		

RPI 101+					
RPI	S	Opponent	Score		
106	N	Lehigh	69	72	
137	A	UT Martin	51	81	
137	H	UT Martin	60	63	
137	N	UT Martin	35	68	
150	H	Saint Louis	49	63	
154	A	Tennessee St.	44	57	
172	H	Belmont	77	72	
179	A	SIUE	55	72	
179	H	SIUE	48	65	
208	H	Jacksonville St.	66	63	
216	H	Ill.-Chicago	66	78	
217	A	IUPUI	44	66	
232	A	Western Ill.	54	63	
247	A	Morehead St.	62	67	
259	H	Northern Ill.	55	46	
260	A	Austin Peay	72	83	
260	H	Austin Peay	63	66	
282	A	Milwaukee	63	72	
285	A	Eastern Ky.	68	42	
293	H	Omaha	77	66	
304	A	Loyola Chicago	52	63	
318	A	Southeast Mo. St.	65	69	
318	H	Southeast Mo. St.	49	48	
328	A	North Texas	59	57	
331	A	Murray St.	81	67	
331	H	Murray St.	75	59	

Team's RPI: 302					
-----------------	--	--	--	--	--

LAST 12 Division I GAMES:					
137	N	UT Martin	35	68	
179	A	SIUE	55	72	
137	H	UT Martin	60	63	
318	H	Southeast Mo. St.	49	48	
331	A	Murray St.	81	67	
260	A	Austin Peay	72	83	
318	A	Southeast Mo. St.	65	69	
179	H	SIUE	48	65	
331	H	Murray St.	75	59	
260	H	Austin Peay	63	66	
137	A	UT Martin	51	81	
247	A	Morehead St.	62	67	

Non-Div I Games:

Eastern Ill.

Loss, Non-Conf, S Site, H Home A Away N Neutral

RPI	S	Opponent	Score	
333	H	Tennessee Tech	67	59
342	H	UMKC	53	69

Eastern Ill.

Eastern Ky.

Through Games Of April 7, 2015

Average RPI Win:	287	WON-LOST	WINNING	LAST 10	STRENGTH OF	OPP. STRENGTH	TEAM	ADJ.	CONF.	ADJ CONF.
Average RPI Loss:	189	RECORD	PCT. RANK	GAMES	SCHEDULE	OF SCHEDULE	RPI	RPI	RPI	RPI
DIV. I ONLY	8- 17	272	2- 8	301	307	285	285	26	26	
DIV. I NON-CONF.	4- 5	187	0- 0	251	299	204	204	26	26	
TOTALS	RPI 1-25	RPI 26-50	W-L RECORDS	RPI 51-100	RPI 101-150	RPI 150+				
8- 17	0- 0	0- 0	OVERALL	0- 2	0- 2	8- 13				
2- 8	0- 0	0- 0	HOME	0- 1	0- 0	2- 7				
4- 8	0- 0	0- 0	AWAY	0- 1	0- 2	4- 5				
2- 1	0- 0	0- 0	NEUTRAL	0- 0	0- 0	2- 1				
4- 5	0- 0	0- 0	NON-CONFERENCE	0- 2	0- 1	4- 2				
1- 1	0- 0	0- 0	HOME	0- 1	0- 0	1- 0				
1- 3	0- 0	0- 0	AWAY	0- 1	0- 1	1- 1				
2- 1	0- 0	0- 0	NEUTRAL	0- 0	0- 0	2- 1				
4- 12	0- 0	0- 0	CONFERENCE	0- 0	0- 1	4- 11				
1- 7	0- 0	0- 0	HOME	0- 0	0- 0	1- 7				
3- 5	0- 0	0- 0	AWAY	0- 0	0- 1	3- 4				
0- 0	0- 0	0- 0	NEUTRAL	0- 0	0- 0	0- 0				

RPI S	Opponent	Score	RPI S	Opponent	Score	RPI S	Opponent	Score	RPI S	Opponent	Score	Team's RPI: 285
						65	A West Virginia	42 67	120	A East Tenn. St.	49 64	
						86	H Richmond	56 70	137	A UT Martin	63 76	
									154	A Tennessee St.	74 86	
									154	H Tennessee St.	62 68	
									168	H Marshall	63 58	
									172	A Belmont	70 84	
									172	H Belmont	59 76	
									173	A Mercer	64 69	
									179	H SIUE	61 71	
									208	A Jacksonville St.	53 73	
									208	H Jacksonville St.	65 69	
									243	N North Florida	45 62	
									247	A Morehead St.	58 76	
									247	H Morehead St.	70 64	
									253	N Central Ark.	56 55	
									260	H Austin Peay	71 81	
									301	N Western Caro.	71 62	
									302	H Eastern Ill.	42 68	
									318	A Southeast Mo. St.	57 54	
									331	A Murray St.	64 59	
									333	A Tennessee Tech	97 93	
									333	H Tennessee Tech	71 84	
									346	A Alabama A&M	62 56	
LAST 12 Division I GAMES:												
333	H	Tennessee Tech	71	84	154	H	Tennessee St.	62	68			
172	A	Belmont	70	84	247	A	Morehead St.	58	76			
208	H	Jacksonville St.	65	69	208	A	Jacksonville St.	53	73			
247	H	Morehead St.	70	64	333	A	Tennessee Tech	97	93			
154	A	Tennessee St.	74	86	331	A	Murray St.	64	59			
172	H	Belmont	59	76	179	H	SIUE	61	71			

Non-Div I Games: Asbury 73 48

Eastern Ky.

Loss, Non-Conf, S Site, H Home A Away N Neutral

Average RPI Win:	185	WON-LOST	WINNING	LAST 10	STRENGTH OF	OPP. STRENGTH	TEAM	ADJ.	CONF.	ADJ CONF.
Average RPI Loss:	113	RECORD	PCT. RANK	GAMES	SCHEDULE	OF SCHEDULE	RPI	RPI	RPI	RPI
DIV. I ONLY	21- 13	92	8- 2	107	139	85	85	14	14	
DIV. I NON-CONF.	6- 5	140	2- 1	146	85	84	84	16	16	
TOTALS	RPI 1-25	RPI 26-50	W-L RECORDS	RPI 51-100	RPI 101-150	RPI 150+				
21- 13	0- 0	1- 2	OVERALL	1- 4	8- 5	11- 2				
8- 4	0- 0	0- 1	HOME	0- 0	2- 3	6- 0				
8- 8	0- 0	1- 0	AWAY	0- 4	4- 2	3- 2				
5- 1	0- 0	0- 1	NEUTRAL	1- 0	2- 0	2- 0				
6- 5	0- 0	0- 0	NON-CONFERENCE	0- 3	3- 1	3- 1				
2- 0	0- 0	0- 0	HOME	0- 0	1- 0	1- 0				
2- 5	0- 0	0- 0	AWAY	0- 3	2- 1	0- 1				
2- 0	0- 0	0- 0	NEUTRAL	0- 0	0- 0	2- 0				
15- 8	0- 0	1- 2	CONFERENCE	1- 1	5- 4	8- 1				
6- 4	0- 0	0- 1	HOME	0- 0	1- 3	5- 0				
6- 3	0- 0	1- 0	AWAY	0- 1	2- 1	3- 1				
3- 1	0- 0	0- 1	NEUTRAL	1- 0	2- 0	0- 0				

RPI S	Opponent	Score	RPI S	Opponent	Score	RPI S	Opponent	Score	RPI S	Opponent	Score
50	A Ohio	73 61	50	H Ohio	59 82	55	A Michigan	52 81	103	A Western Mich.	56 83
50	N Ohio	44 60	50	N Ohio		71	A Southern Miss.	65 76	103	H Western Mich.	74 65
						79	A Michigan St.	61 69	105	A Drake	80 70
						95	A Akron	48 65	116	A Tulsa	69 59
						95	N Akron	95 66	118	H Cleveland St.	71 68
									129	H Buffalo	53 75
									130	A Ball St.	56 41
									130	A Oral Roberts	62 63
									130	H Ball St.	62 72
									130	N Ball St.	75 65
									134	A Toledo	75 61
									134	H Toledo	72 81
									134	N Toledo	74 57
									183	A Central Mich.	93 86
									183	H Central Mich.	85 64
									188	A Tex.-Pan American	75 81
									214	N Cal St. Fullerton	78 74
									226	H Detroit	75 71
									258	N Weber St.	57 42
									259	A Northern Ill.	48 54
									259	H Northern Ill.	60 52
									280	A Miami (OH)	54 51
									280	H Miami (OH)	56 38
									290	A Kent St.	70 53
									290	H Kent St.	70 52
									299	H Bowling Green	64 52

LAST 12 Division I GAMES:

71	A	Southern Miss.	65	76	134	N	Toledo	74	57
116	A	Tulsa	69	59	290	H	Kent St.	70	52
105	A	Drake	80	70	183	A	Central Mich.	93	86
50	N	Ohio	44	60	103	H	Western Mich.	74	65
130	N	Ball St.	75	65	259	H	Northern Ill.	60	52
95	N	Akron	95	66	130	A	Ball St.	56	41

Non-Div I Games: Kent St.-Tuscarawas 127 40 Hillsdale 73 56 Madonna 88 68

Eastern Mich.

Average RPI Win:	219	WON-LOST	WINNING	LAST 10	STRENGTH OF	OPP. STRENGTH	TEAM	ADJ.	CONF.	ADJ CONF.
Average RPI Loss:	141	RECORD	PCT. RANK	GAMES	SCHEDULE	OF SCHEDULE	RPI	RPI	RPI	RPI
DIV. I ONLY	19- 12	96	6- 4	246	200	122	122	19	19	
DIV. I NON-CONF.	6- 4	123	1- 0	260	215	138	138	17	17	
TOTALS	RPI 1-25	RPI 26-50	W-L RECORDS	RPI 51-100	RPI 101-150	RPI 150+				
19- 12	0- 0	1- 1	OVERALL	2- 2	1- 4	15- 5				
10- 2	0- 0	1- 1	HOME	1- 0	0- 1	8- 0				
7- 10	0- 0	0- 0	AWAY	1- 2	1- 3	5- 5				
2- 0	0- 0	0- 0	NEUTRAL	0- 0	0- 0	2- 0				
6- 4	0- 0	1- 1	NON-CONFERENCE	1- 0	0- 1	4- 2				
2- 1	0- 0	1- 1	HOME	0- 0	0- 0	1- 0				
3- 3	0- 0	0- 0	AWAY	1- 0	0- 1	2- 2				
1- 0	0- 0	0- 0	NEUTRAL	0- 0	0- 0	1- 0				
13- 8	0- 0	0- 0	CONFERENCE	1- 2	1- 3	11- 3				
8- 1	0- 0	0- 0	HOME	1- 0	0- 1	7- 0				
4- 7	0- 0	0- 0	AWAY	0- 2	1- 2	3- 3				
1- 0	0- 0	0- 0	NEUTRAL	0- 0	0- 0	1- 0				

RPI S	Opponent	Score	RPI S	Opponent	Score	RPI S	Opponent	Score	RPI S	Opponent	Score	Team's RPI: 122
33	H Gonzaga	60 61	42	H Wichita St.	86 58	78	A Washington St.	67 65	102	A Northern Colo.	56 64	
						83	A Montana	59 69	111	A Boise St.	72 90	
						83	A Montana	51 55	117	A Sacramento St.	49 84	
						83	H Montana	65 64	117	A Sacramento St.	80 79	
									117	H Sacramento St.	67 73	
									159	A Florida	67 56	
									169	A Montana St.	53 63	
									169	H Montana St.	72 58	
									180	A North Dakota	82 96	
									190	A Idaho	58 71	
									190	H Idaho	71 65	
									239	A Idaho St.	88 75	
									239	H Idaho St.	62 58	
									252	A SMU	53 69	
									254	H Southern Utah	88 67	
									256	A Abilene Christian	72 79	
									258	A Weber St.	69 55	
									258	H Weber St.	64 62	
									267	H Northern Ariz.	73 42	
									267	N Northern Ariz.	73 57	
									292	H Portland	72 65	
									297	N Ga. Southern	55 42	
									310	A Portland St.	77 63	
									310	H Portland St.	101 54	
									330	A Utah Valley	68 62	
LAST 12 Division I GAMES:												
117	A Sacramento St.	49 84	83	A Montana	59 69	169	A Montana St.	53 63	267	H Northern Ariz.	73 42	
78	A Washington St.	67 65	254	H Southern Utah	88 67	310	A Portland St.	77 63	267	N Northern Ariz.	73 57	
83	A Montana	51 55	310	A Portland St.	77 63	292	H Portland	72 65	297	N Ga. Southern	55 42	
267	N Northern Ariz.	73 57	117	A Sacramento St.	80 79	310	H Portland St.	101 54	330	A Utah Valley	68 62	
258	H Weber St.	64 62										
239	H Idaho St.	62 58										

Non-Div I Games: Saint Martin's 69 39 Central Wash. 83 70

Eastern Wash.

Average RPI Win:	211	WON-LOST	WINNING	LAST 10	STRENGTH OF	OPP. STRENGTH	TEAM	ADJ.	CONF.	ADJ CONF.
Average RPI Loss:	94	RECORD	PCT. RANK	GAMES	SCHEDULE	OF SCHEDULE	RPI	RPI	RPI	RPI
DIV. I ONLY	17- 13	122	5- 5	109	125	107	107	16	16	
DIV. I NON-CONF.	5- 5	152	0- 1	51	76	82	82	11	11	
TOTALS	RPI 1-25	RPI 26-50	W-L RECORDS	RPI 51-100	RPI 101-150	RPI 150+				
17- 13	0- 1	0- 3	OVERALL	2- 6	0- 0	15- 3				
8- 5	0- 0	0- 1	HOME	1- 3	0- 0	7- 1				
8- 6	0- 0	0- 1	AWAY	1- 3	0- 0	7- 2				
1- 2	0- 1	0- 1	NEUTRAL	0- 0	0- 0	1- 0				
5- 5	0- 1	0- 0	NON-CONFERENCE	1- 3	0- 0	4- 1				
3- 1	0- 0	0- 0	HOME	1- 1	0- 0	2- 0				
2- 3	0- 0	0- 0	AWAY	0- 2	0- 0	2- 1				
0- 1	0- 1	0- 0	NEUTRAL	0- 0	0- 0	0- 0				
12- 8	0- 0	0- 3	CONFERENCE	1- 3	0- 0	11- 2				
5- 4	0- 0	0- 1	HOME	0- 2	0- 0	5- 1				
6- 3	0- 0	0- 1	AWAY	1- 1	0- 0	5- 1				
1- 1	0- 0	0- 1	NEUTRAL	0- 0	0- 0	1- 0				

RPI 1-25				RPI 26-50				RPI 51-100				RPI 101+ Team's RPI: 107			
RPI	S	Opponent	Score	RPI	S	Opponent	Score	RPI	S	Opponent	Score	RPI	S	Opponent	Score
16	N	North Carolina	67 85	31	A	James Madison	60 89	64	H	Liberty	73 62	152	A	High Point	71 87
				31	H	James Madison	51 68	67	H	Vanderbilt	50 66	155	H	Furman	81 71
				31	N	James Madison	60 63	68	A	North Carolina St.	51 84	158	A	Charlotte	67 54
								84	A	Georgia Tech	47 69	194	A	Delaware	60 50
								92	A	Drexel	51 54	194	H	Delaware	77 76
								92	H	Drexel	47 57	196	A	William & Mary	72 59
								100	A	Hofstra	64 58	196	H	William & Mary	64 60
								100	H	Hofstra	53 55	197	H	Navy	69 56
												206	A	Campbell	77 51
												230	A	UNCW	68 76
												230	H	UNCW	82 86
												230	N	UNCW	60 48
												245	A	Towson	84 70
												245	H	Towson	58 43
												289	A	Col. of Charleston	75 71
												289	H	Col. of Charleston	77 68
												312	A	Northeastern	74 73
												312	H	Northeastern	80 77
LAST 12 Division I GAMES:															
				84	A	Georgia Tech	47 69	196	H	William & Mary	64 60				
				31	N	James Madison	60 63	312	A	Northeastern	74 73				
				230	N	UNCW	60 48	100	H	Hofstra	53 55				
				194	H	Delaware	77 76	230	H	UNCW	82 86				
				100	A	Hofstra	64 58	289	A	Col. of Charleston	75 71				
				92	A	Drexel	51 54	245	A	Towson	84 70				

Non-Div I Games: Anderson (SC) 77 72 Lenoir-Rhyne 62 46

Elon

Loss, Non-Conf, S Site, H Home A Away N Neutral

Evansville

Through Games Of April 7, 2015

Average RPI Win:	251	WON-LOST	WINNING	LAST 10	STRENGTH OF	OPP. STRENGTH	TEAM	ADJ.	CONF.	ADJ CONF.
Average RPI Loss:	151	RECORD	PCT. RANK	GAMES	SCHEDULE	OF SCHEDULE	RPI	RPI	RPI	RPI
DIV. I ONLY	12- 19	244	3- 7	280	198	248	248	21	21	
DIV. I NON-CONF.	4- 6	207	0- 0	245	186	200	200	19	19	
TOTALS	RPI 1-25	RPI 26-50	W-L RECORDS	RPI 51-100	RPI 101-150	RPI 150+				
12- 19	0- 1	0- 2	OVERALL	0- 1	3- 8	9- 7				
6- 6	0- 0	0- 1	HOME	0- 0	1- 3	5- 2				
4- 12	0- 1	0- 1	AWAY	0- 1	1- 4	3- 5				
2- 1	0- 0	0- 0	NEUTRAL	0- 0	1- 1	1- 0				
4- 6	0- 1	0- 0	NON-CONFERENCE	0- 1	1- 2	3- 2				
3- 0	0- 0	0- 0	HOME	0- 0	1- 0	2- 0				
1- 6	0- 1	0- 0	AWAY	0- 1	0- 2	1- 2				
0- 0	0- 0	0- 0	NEUTRAL	0- 0	0- 0	0- 0				
8- 13	0- 0	0- 2	CONFERENCE	0- 0	2- 6	6- 5				
3- 6	0- 0	0- 1	HOME	0- 0	0- 3	3- 2				
3- 6	0- 0	0- 1	AWAY	0- 0	1- 2	2- 3				
2- 1	0- 0	0- 0	NEUTRAL	0- 0	1- 1	1- 0				

RPI 1-25				RPI 26-50				RPI 51-100				RPI 101+ Team's RPI: 248			
RPI	S	Opponent	Score	RPI	S	Opponent	Score	RPI	S	Opponent	Score	RPI	S	Opponent	Score
8	A	Louisville	51 73	42	A	Wichita St.	44 54	65	A	West Virginia	39 83	105	A	Drake	69 78
				42	H	Wichita St.	63 77					105	H	Drake	62 79
												105	N	Drake	84 79
												114	H	Troy	94 85
												126	A	Missouri St.	65 56
												126	H	Missouri St.	71 86
												126	N	Missouri St.	66 75
												130	A	Ball St.	70 76
												135	A	UNI	44 89
												135	H	UNI	44 58
												137	A	UT Martin	74 84
												175	A	Southern Ill.	63 58
												175	H	Southern Ill.	53 62
												186	A	Indiana St.	52 67
												186	H	Indiana St.	53 71
												217	A	IUPUI	50 62
												260	H	Austin Peay	72 68
												280	H	Miami (OH)	51 41
												304	A	Loyola Chicago	58 70
												304	H	Loyola Chicago	63 38
												314	A	IPFW	59 77
												326	A	Bradley	50 56
												326	H	Bradley	86 46
												329	A	Illinois St.	62 50
												329	H	Illinois St.	69 52
												329	N	Illinois St.	55 51
LAST 12 Division I GAMES:															
				126	N	Missouri St.	66 75	135	A	UNI	44 89				
				105	N	Drake	84 79	105	A	Drake	69 78				
				329	N	Illinois St.	55 51	329	H	Illinois St.	69 52				
				126	H	Missouri St.	71 86	175	H	Southern Ill.	53 62				
				42	H	Wichita St.	63 77	326	A	Bradley	50 56				
				186	H	Indiana St.	53 71	304	A	Loyola Chicago	58 70				

Non-Div I Games: Oakland City 81 40

Evansville

Loss, Non-Conf, S Site, H Home A Away N Neutral

RPI	S	Opponent	Score
331	A	Murray St.	93 83

E
v
a
n
s
v
i
l
l
e

E
v
a
n
s
v
i
l
l
e

Evansville

FGCU				STRENGTH OF SCHEDULE	OPP. STRENGTH OF SCHEDULE	TEAM RPI	ADJ. RPI	CONF. RPI	ADJ CONF. RPI
Average RPI Win:	161	WON-LOST RECORD	WINNING PCT. RANK						
Average RPI Loss:	61		LAST 10 GAMES						
DIV. I ONLY	30- 3	6	9- 1	65	102	18	18	11	11
DIV. I NON-CONF.	13- 3	30	1- 1	38	39	13	13	13	13
TOTALS	RPI 1-25	RPI 26-50	W-L RECORDS	RPI 51-100	RPI 101-150	RPI 150+			
30- 3	1- 1	4- 1	OVERALL	4- 0	5- 0	16- 1			
15- 0	1- 0	0- 0	HOME	2- 0	3- 0	9- 0			
10- 2	0- 1	1- 0	AWAY	1- 0	2- 0	6- 1			
5- 1	0- 0	3- 1	NEUTRAL	1- 0	0- 0	1- 0			
13- 3	1- 1	4- 1	NON-CONFERENCE	2- 0	2- 0	4- 1			
5- 0	1- 0	0- 0	HOME	1- 0	1- 0	2- 0			
3- 2	0- 1	1- 0	AWAY	0- 0	1- 0	1- 1			
5- 1	0- 0	3- 1	NEUTRAL	1- 0	0- 0	1- 0			
17- 0	0- 0	0- 0	CONFERENCE	2- 0	3- 0	12- 0			
10- 0	0- 0	0- 0	HOME	1- 0	2- 0	7- 0			
7- 0	0- 0	0- 0	AWAY	1- 0	1- 0	5- 0			
0- 0	0- 0	0- 0	NEUTRAL	0- 0	0- 0	0- 0			

RPI 1-25				RPI 26-50				RPI 51-100				RPI 101+			
RPI	S	Opponent	Score	RPI	S	Opponent	Score	RPI	S	Opponent	Score	RPI	S	Opponent	Score
7	A	Florida St.	47 65	26	N	Ohio St.	83 90	71	H	Southern Miss.	78 62	102	H	Northern Colo.	69 56
14	H	George Washington	88 75	30	N	Quinnipiac	71 65	72	A	Stetson	61 39	123	A	Harvard	68 58
				42	N	Wichita St.	56 39	72	H	Stetson	57 55	143	A	Northern Ky.	67 46
				45	A	Arkansas St.	74 68	75	N	CSUN	73 64	143	H	Northern Ky.	75 47
				47	N	Oklahoma St.	75 67					143	H	Northern Ky.	60 43
												151	A	Auburn	69 72
												165	A	Kennesaw St.	71 60
												165	H	Kennesaw St.	61 47
												203	N	Clemson	86 61
												205	A	Jacksonville	60 37
												205	H	Jacksonville	78 47
												205	H	Jacksonville	62 42
												222	A	USC Upstate	75 59
												222	H	USC Upstate	79 61
												243	A	North Florida	56 24
												243	H	North Florida	75 42
												243	H	North Florida	74 35
												262	A	Bethune-Cookman	91 46
												264	A	Lipscomb	71 49
												264	H	Lipscomb	69 43
												269	H	Providence	68 58
												334	H	FIU	97 49
LAST 12 Division I GAMES:															
7	A	Florida St.	47 65	243	A	North Florida	56 24								
47	N	Oklahoma St.	75 67	222	A	USC Upstate	75 59								
143	H	Northern Ky.	60 43	165	A	Kennesaw St.	71 60								
205	H	Jacksonville	62 42	264	H	Lipscomb	69 43								
243	H	North Florida	74 35	143	H	Northern Ky.	75 47								
205	H	Jacksonville	78 47	72	A	Stetson	61 39								

Non-Div I Games: Ave Maria 102 54

FGCU

Loss, Non-Conf, S Site, H Home A Away N Neutral

Average RPI Win:	295	WON-LOST	WINNING	LAST 10	STRENGTH OF	OPP. STRENGTH	TEAM	ADJ.	CONF.	ADJ CONF.
Average RPI Loss:	164	RECORD	PCT. RANK	GAMES	SCHEDULE	OF SCHEDULE	RPI	RPI	RPI	RPI
DIV. I ONLY	3- 26	342	0- 10	223	173	334	334	17	17	
DIV. I NON-CONF.	3- 8	262	0- 0	330	243	335	335	18	18	
TOTALS	RPI 1-25	RPI 26-50	W-L RECORDS	RPI 51-100	RPI 101-150	RPI 150+				
3- 26	0- 1	0- 2	OVERALL	0- 3	0- 4	3- 16				
2- 14	0- 0	0- 1	HOME	0- 2	0- 4	2- 7				
0- 11	0- 1	0- 1	AWAY	0- 1	0- 0	0- 8				
1- 1	0- 0	0- 0	NEUTRAL	0- 0	0- 0	1- 1				
3- 8	0- 1	0- 0	NON-CONFERENCE	0- 0	0- 2	3- 5				
2- 5	0- 0	0- 0	HOME	0- 0	0- 2	2- 3				
0- 2	0- 1	0- 0	AWAY	0- 0	0- 0	0- 1				
1- 1	0- 0	0- 0	NEUTRAL	0- 0	0- 0	1- 1				
0- 18	0- 0	0- 2	CONFERENCE	0- 3	0- 2	0- 11				
0- 9	0- 0	0- 1	HOME	0- 2	0- 2	0- 4				
0- 9	0- 0	0- 1	AWAY	0- 1	0- 0	0- 7				
0- 0	0- 0	0- 0	NEUTRAL	0- 0	0- 0	0- 0				

RPI 1-25				RPI 26-50				RPI 51-100				RPI 101+ Team's RPI: 334			
RPI	S	Opponent	Score	RPI	S	Opponent	Score	RPI	S	Opponent	Score	RPI	S	Opponent	Score
18	A	FGCU	49 97	29	A	Western Ky.	42 81	62	A	Middle Tenn.	30 79	112	H	Virginia	61 74
				29	H	Western Ky.	47 88	62	H	Middle Tenn.	60 75	118	H	Cleveland St.	65 73
								71	H	Southern Miss.	65 78	119	H	Old Dominion	67 80
												121	H	Louisiana Tech	56 79
												151	H	Auburn	44 81
												158	H	Charlotte	62 81
												168	A	Marshall	61 67
												168	H	Marshall	50 74
												181	A	UTSA	56 74
												187	A	UAB	56 72
												187	H	UAB	45 68
												205	A	Jacksonville	64 76
												209	H	Arizona	58 65
												221	A	Fla. Atlantic	63 77
												221	H	Fla. Atlantic	63 79
												244	A	UTEP	56 72
												270	A	Rice	59 80
												272	H	UCF	66 57
												299	H	Bowling Green	68 55
												301	N	Western Caro.	69 83
												315	N	Wofford	83 75
												328	A	North Texas	61 77
												333	H	Tennessee Tech	56 73
LAST 12 Division I GAMES:															
187	A	UAB	56 72	121	H	Louisiana Tech	56 79	71	H	Southern Miss.	65 78				
62	A	Middle Tenn.	30 79	244	A	UTEP	56 72	181	A	UTSA	56 74				
29	H	Western Ky.	47 88	158	H	Charlotte	62 81	119	H	Old Dominion	67 80				
168	H	Marshall	50 74												
328	A	North Texas	61 77												
270	A	Rice	59 80												

Non-Div I Games:

FIU

■ Loss,
 ■ Non-Conf, S Site,
 ■ Home
 ■ Away
 N Neutral

Fairfield

Through Games Of April 7, 2015

Average RPI Win:	244	WON-LOST	WINNING	LAST 10	STRENGTH OF	OPP. STRENGTH	TEAM	ADJ.	CONF.	ADJ CONF.
Average RPI Loss:	126	RECORD	PCT. RANK	GAMES	SCHEDULE	OF SCHEDULE	RPI	RPI	RPI	RPI
DIV. I ONLY	15- 16	184	6- 4	170	234	178	178	25	25	
DIV. I NON-CONF.	1- 8	322	0- 0	59	84	261	261	24	24	
TOTALS	RPI 1-25	RPI 26-50	W-L RECORDS	RPI 51-100	RPI 101-150	RPI 150+				
15- 16	0- 0	0- 3	OVERALL	0- 4	3- 4	12- 5				
7- 5	0- 0	0- 1	HOME	0- 0	1- 3	6- 1				
7- 8	0- 0	0- 2	AWAY	0- 3	2- 0	5- 3				
1- 3	0- 0	0- 0	NEUTRAL	0- 1	0- 1	1- 1				
1- 8	0- 0	0- 1	NON-CONFERENCE	0- 4	1- 1	0- 2				
1- 1	0- 0	0- 0	HOME	0- 0	1- 1	0- 0				
0- 5	0- 0	0- 1	AWAY	0- 3	0- 0	0- 1				
0- 2	0- 0	0- 0	NEUTRAL	0- 1	0- 0	0- 1				
14- 8	0- 0	0- 2	CONFERENCE	0- 0	2- 3	12- 3				
6- 4	0- 0	0- 1	HOME	0- 0	0- 2	6- 1				
7- 3	0- 0	0- 1	AWAY	0- 0	2- 0	5- 2				
1- 1	0- 0	0- 0	NEUTRAL	0- 0	0- 1	1- 0				

RPI 1-25			RPI 26-50			RPI 51-100			RPI 101+ Team's RPI: 178		
RPI	S	Opponent	Score	RPI	S	Opponent	Score	RPI	S	Opponent	Score
				30	A	Quinnipiac	43 83	59	A	Iowa St.	63 76
				30	H	Quinnipiac	66 67	65	A	West Virginia	53 67
				43	A	Seton Hall	47 79	74	N	East Carolina	68 83
								100	A	Hofstra	53 66
LAST 12 Division I GAMES:											
				133	N	Marist	50 67	263	H	Canisius	61 58
				238	N	Niagara	65 57	321	H	Manhattan	43 26
				321	A	Manhattan	72 54	238	A	Niagara	56 66
				195	A	Iona	74 62	263	A	Canisius	63 54
				133	H	Marist	50 56	240	H	Monmouth	54 52
				147	H	Siena	47 54	195	H	Iona	77 66
								321	A	Manhattan	72 54
								321	H	Manhattan	43 26
								325	A	Saint Peter's	57 47
								325	H	Saint Peter's	57 46

Non-Div I Games:

Fairfield

■ Loss,
 ■ Non-Conf,
 ■ S Site,
 ■ H Home
 ■ A Away
 N Neutral

Average RPI Win:	280	WON-LOST	WINNING	LAST 10	STRENGTH OF	OPP. STRENGTH	TEAM	ADJ.	CONF.	ADJ CONF.
Average RPI Loss:	214	RECORD	PCT. RANK	GAMES	SCHEDULE	OF SCHEDULE	RPI	RPI	RPI	RPI
DIV. I ONLY	10- 20	262	4- 6	323	315	298	298	29	29	
DIV. I NON-CONF.	3- 8	262	0- 0	305	303	300	300	28	28	
TOTALS	RPI 1-25	RPI 26-50	W-L RECORDS	RPI 51-100	RPI 101-150	RPI 150+				
10- 20	0- 0	0- 0	OVERALL	0- 1	1- 1	9- 18				
5- 8	0- 0	0- 0	HOME	0- 1	1- 0	4- 7				
5- 12	0- 0	0- 0	AWAY	0- 0	0- 1	5- 11				
0- 0	0- 0	0- 0	NEUTRAL	0- 0	0- 0	0- 0				
3- 8	0- 0	0- 0	NON-CONFERENCE	0- 1	1- 1	2- 6				
1- 3	0- 0	0- 0	HOME	0- 1	1- 0	0- 2				
2- 5	0- 0	0- 0	AWAY	0- 0	0- 1	2- 4				
0- 0	0- 0	0- 0	NEUTRAL	0- 0	0- 0	0- 0				
7- 12	0- 0	0- 0	CONFERENCE	0- 0	0- 0	7- 12				
4- 5	0- 0	0- 0	HOME	0- 0	0- 0	4- 5				
3- 7	0- 0	0- 0	AWAY	0- 0	0- 0	3- 7				
0- 0	0- 0	0- 0	NEUTRAL	0- 0	0- 0	0- 0				

RPI S	Opponent	Score	RPI S	Opponent	Score	RPI S	Opponent	Score	RPI S	Opponent	Score	Team's RPI: 298
						65	H West Virginia	52 80	101	H Army	56 48	
									147	A Siena	63 72	
									157	A Bryant	77 82	
									157	H Bryant	61 63	
									160	H Bucknell	60 61	
									162	A Central Conn. St.	53 82	
									162	H Central Conn. St.	56 77	
									202	A Robert Morris	58 71	
									202	A Robert Morris	61 89	
									202	H Robert Morris	68 69	
									218	A Sacred Heart	65 66	
									218	H Sacred Heart	84 75	
									219	A UMass Lowell	67 78	
									231	A Brown	74 79	
									234	A St. Francis Brooklyn	60 57	
									234	H St. Francis Brooklyn	61 72	
									240	A Monmouth	66 71	
									288	A Columbia	55 72	
									294	H NJIT	64 68	
									309	A LIU Brooklyn	71 81	
									309	H LIU Brooklyn	75 79	
									319	A Mt. St. Mary's	54 52	
									319	H Mt. St. Mary's	78 56	
									320	A Saint Francis (PA)	78 65	
									320	H Saint Francis (PA)	78 63	
									321	A Manhattan	73 54	
LAST 12 Division I GAMES:												
202	A	Robert Morris	61	89	157	H	Bryant	61	63			
218	H	Sacred Heart	84	75	323	A	Wagner	75	82			
162	H	Central Conn. St.	56	77	320	H	Saint Francis (PA)	78	63			
218	A	Sacred Heart	65	66	202	H	Robert Morris	68	69			
234	A	St. Francis Brooklyn	60	57	202	A	Robert Morris	58	71			
319	A	Mt. St. Mary's	54	52	320	A	Saint Francis (PA)	78	65			

Non-Div I Games:

Fairleigh Dickinson

■ Loss,
 ■ Non-Conf,
 ■ S Site,
 ■ H Home
 ■ A Away
 N Neutral

F
a
i
r
l
e
i
g
h
D
i
c
k
i
n
s
o
n

RPI	S	Opponent	Score	
323	A	Wagner	75	82
323	H	Wagner	72	70
325	A	Saint Peter's	76	59

Fairleigh Dickinson
Fairleigh Dickinson

Fla. Atlantic

Through Games Of April 7, 2015

Average RPI Win:	237	WON-LOST	WINNING	LAST 10	STRENGTH OF	OPP. STRENGTH	TEAM	ADJ.	CONF.	ADJ CONF.
Average RPI Loss:	139	RECORD	PCT. RANK	GAMES	SCHEDULE	OF SCHEDULE	RPI	RPI	RPI	RPI
DIV. I ONLY	12- 17	234	2- 8	162	237	221	221	17	17	
DIV. I NON-CONF.	5- 5	152	0- 0	206	335	199	199	18	18	
TOTALS	RPI 1-25	RPI 26-50	W-L RECORDS	RPI 51-100	RPI 101-150	RPI 150+				
12- 17	0- 0	0- 2	OVERALL	0- 4	1- 5	11- 6				
8- 6	0- 0	0- 1	HOME	0- 2	1- 2	7- 1				
4- 9	0- 0	0- 0	AWAY	0- 0	0- 0	4- 1				
0- 2	0- 0	0- 0	NEUTRAL	0- 0	0- 2	0- 0				
5- 5	0- 0	0- 0	NON-CONFERENCE	0- 1	1- 2	4- 2				
4- 1	0- 0	0- 0	HOME	0- 0	1- 0	3- 1				
1- 3	0- 0	0- 0	AWAY	0- 1	0- 1	1- 1				
0- 1	0- 0	0- 0	NEUTRAL	0- 0	0- 1	0- 0				
7- 12	0- 0	0- 2	CONFERENCE	0- 3	0- 3	7- 4				
4- 5	0- 0	0- 1	HOME	0- 2	0- 2	4- 0				
3- 6	0- 0	0- 1	AWAY	0- 1	0- 0	3- 4				
0- 1	0- 0	0- 0	NEUTRAL	0- 0	0- 1	0- 0				

RPI S	Opponent	Score	RPI S	Opponent	Score	RPI S	Opponent	Score	RPI S	Opponent	Score	Team's RPI: 221
29	A Western Ky.	43 80	29	H Western Ky.	74 85	62	A Middle Tenn.	60 73	113	A Long Beach St.	60 85	
						62	H Middle Tenn.	69 101	115	N New Mexico St.	44 57	
						71	H Southern Miss.	65 67	118	H Cleveland St.	79 74	
						96	A Colorado St.	46 59	119	H Old Dominion	44 72	
									121	H Louisiana Tech	68 73	
									121	N Louisiana Tech	74 84	
									158	H Charlotte	71 68	
									168	A Marshall	59 66	
									168	H Marshall	83 73	
									181	A UTSA	45 68	
									187	A UAB	56 59	
									187	H UAB	66 56	
									230	H UNCW	84 80	
									232	H Western Ill.	90 88	
									244	A UTEP	68 63	
									262	A Bethune-Cookman	88 68	
									270	A Rice	82 70	
									272	A UCF	74 94	
									294	H NJIT	57 65	
									312	H Northeastern	81 74	
									328	A North Texas	55 74	
									334	A FIU	79 63	
									334	H FIU	77 63	
LAST 12 Division I GAMES:												
121	N Louisiana Tech	74 84	328	A North Texas	55 74	71	H Southern Miss.	65 67				
62	A Middle Tenn.	60 73	121	H Louisiana Tech	68 73	181	A UTSA	45 68				
187	A UAB	56 59	244	A UTEP	68 63	119	H Old Dominion	44 72				
168	H Marshall	83 73										
29	H Western Ky.	74 85										
270	A Rice	82 70										

Non-Div I Games: Webber Int'l 111 76

Fla. Atlantic

Loss, Non-Conf, S Site, H Home A Away N Neutral

Florida

Through Games Of April 7, 2015

Average RPI Win:	189	WON-LOST	WINNING	LAST 10	STRENGTH OF	OPP. STRENGTH	TEAM	ADJ.	CONF.	ADJ CONF.
Average RPI Loss:	70	RECORD	PCT. RANK	GAMES	SCHEDULE	OF SCHEDULE	RPI	RPI	RPI	RPI
DIV. I ONLY	13- 17	219	3- 7	88	58	159	159	3	3	
DIV. I NON-CONF.	8- 5	118	0- 0	276	224	189	189	3	3	
TOTALS	RPI 1-25	RPI 26-50	W-L RECORDS	RPI 51-100	RPI 101-150	RPI 150+				
13- 17	0- 4	1- 2	OVERALL	3- 7	0- 2	9- 2				
8- 9	0- 2	1- 0	HOME	1- 5	0- 1	6- 1				
5- 7	0- 2	0- 2	AWAY	2- 2	0- 1	3- 0				
0- 1	0- 0	0- 0	NEUTRAL	0- 0	0- 0	0- 1				
8- 5	0- 1	0- 0	NON-CONFERENCE	1- 1	0- 2	7- 1				
7- 2	0- 0	0- 0	HOME	1- 0	0- 1	6- 1				
1- 3	0- 1	0- 0	AWAY	0- 1	0- 1	1- 0				
0- 0	0- 0	0- 0	NEUTRAL	0- 0	0- 0	0- 0				
5- 12	0- 3	1- 2	CONFERENCE	2- 6	0- 0	2- 1				
1- 7	0- 2	1- 0	HOME	0- 5	0- 0	0- 0				
4- 4	0- 1	0- 2	AWAY	2- 1	0- 0	2- 0				
0- 1	0- 0	0- 0	NEUTRAL	0- 0	0- 0	0- 1				

RPI S	Opponent	Score	RPI S	Opponent	Score	RPI S	Opponent	Score	RPI S	Opponent	Score	Team's RPI: 159
3	H Tennessee	56 64	28	A Mississippi St.	62 75	60	H LSU	65 68	122	H Eastern Wash.	56 67	
4	H South Carolina	42 77	34	A Texas A&M	46 66	61	A Georgia	51 48	125	A Savannah St.	58 68	
7	A Florida St.	51 77	40	H Arkansas	72 58	61	H Georgia	45 52	151	A Auburn	63 50	
12	A Kentucky	56 62				67	A Vanderbilt	67 58	151	N Auburn	49 71	
						67	H Vanderbilt	75 76	163	H Wisconsin	48 51	
						72	H Stetson	59 54	200	A Alabama	53 49	
						77	A St. John's (NY)	66 72	201	H Virginia Tech	73 44	
						90	A Missouri	47 66	205	H Jacksonville	84 73	
						90	H Missouri	52 68	229	H Southern U.	78 49	
						94	H Ole Miss	57 64	243	H North Florida	63 51	
									296	A Georgetown	81 73	
									343	H Longwood	91 46	
									348	H Charleston So.	92 64	
LAST 12 Division I GAMES:												
151	N Auburn	49 71	61	A Georgia	51 48							
61	H Georgia	45 52	3	H Tennessee	56 64							
200	A Alabama	53 49	67	A Vanderbilt	67 58							
34	A Texas A&M	46 66	90	H Missouri	52 68							
67	H Vanderbilt	75 76	40	H Arkansas	72 58							
28	A Mississippi St.	62 75	4	H South Carolina	42 77							

Non-Div I Games:

Florida

Loss, Non-Conf, S Site, H Home A Away N Neutral

Average RPI Win:	317	WON-LOST	WINNING	LAST 10	STRENGTH OF	OPP. STRENGTH	TEAM	ADJ.	CONF.	ADJ CONF.
Average RPI Loss:	213	RECORD	PCT. RANK	GAMES	SCHEDULE	OF SCHEDULE	RPI	RPI	RPI	RPI
DIV. I ONLY	7- 21	296	2- 8	341	327	337	337	31	31	
DIV. I NON-CONF.	2- 9	298	0- 0	311	287	326	326	29	29	
TOTALS	RPI 1-25	RPI 26-50	W-L RECORDS	RPI 51-100	RPI 101-150	RPI 150+				
7- 21	0- 0	0- 0	OVERALL	0- 1	0- 4	7- 16				
3- 7	0- 0	0- 0	HOME	0- 0	0- 3	3- 4				
2- 13	0- 0	0- 0	AWAY	0- 1	0- 1	2- 11				
2- 1	0- 0	0- 0	NEUTRAL	0- 0	0- 0	2- 1				
2- 9	0- 0	0- 0	NON-CONFERENCE	0- 1	0- 1	2- 7				
0- 2	0- 0	0- 0	HOME	0- 0	0- 1	0- 1				
0- 7	0- 0	0- 0	AWAY	0- 1	0- 0	0- 6				
2- 0	0- 0	0- 0	NEUTRAL	0- 0	0- 0	2- 0				
5- 12	0- 0	0- 0	CONFERENCE	0- 0	0- 3	5- 9				
3- 5	0- 0	0- 0	HOME	0- 0	0- 2	3- 3				
2- 6	0- 0	0- 0	AWAY	0- 0	0- 1	2- 5				
0- 1	0- 0	0- 0	NEUTRAL	0- 0	0- 0	0- 1				

RPI 1-25			RPI 26-50			RPI 51-100			RPI 101+			Team's RPI: 337					
RPI	S	Opponent	Score	RPI	S	Opponent	Score	RPI	S	Opponent	Score	RPI	S	Opponent	Score		
								56	A	Miami (FL)	47	83	108	H	Hampton	52	80
													114	H	Troy	59	65
													125	A	Savannah St.	55	77
													125	H	Savannah St.	51	72
													165	A	Kennesaw St.	58	79
													170	A	N.C. A&T	42	78
													170	H	N.C. A&T	48	67
													173	A	Mercer	47	61
													200	A	Alabama	44	60
													229	A	Southern U.	69	80
													246	H	Alabama St.	49	64
													252	A	SMU	46	77
													262	A	Bethune-Cookman	64	76
													262	H	Bethune-Cookman	57	70
													262	N	Bethune-Cookman	41	53
													271	H	Norfolk St.	50	68
													281	A	South Carolina St.	55	50
													291	A	Morgan St.	50	57
													295	N	Sam Houston St.	69	67
													305	H	UMES	64	54
													311	N	UNCG	70	64
													327	A	Southeastern La.	67	69
													336	A	Coppin St.	65	70
													339	A	N.C. Central	48	59
													339	H	N.C. Central	65	58
													341	H	Howard	65	51
LAST 12 Division I GAMES:																	
				262	N	Bethune-Cookman	41	53			170	H	N.C. A&T	48	67		
				125	H	Savannah St.	51	72			347	A	Delaware St.	78	63		
				170	A	N.C. A&T	42	78			339	A	N.C. Central	48	59		
				125	A	Savannah St.	55	77			262	H	Bethune-Cookman	57	70		
				262	A	Bethune-Cookman	64	76			305	H	UMES	64	54		
				339	H	N.C. Central	65	58			341	H	Howard	65	51		

Non-Div I Games: Webber Int'l 52 41

Florida A&M

■ Loss,
 ■ Non-Conf, S Site,
 ■ Home
 ■ Away
 N Neutral

RPI	S	Opponent	Score
347	A	Delaware St.	78 63

Florida A&M

F
l
o
r
i
d
a

A
&
M

F
l
o
r
i
d
a

A
&
M

Average RPI Win:	129	WON-LOST	WINNING	LAST 10	STRENGTH OF	OPP. STRENGTH	TEAM	ADJ.	CONF.	ADJ CONF.
Average RPI Loss:	12	RECORD	PCT. RANK	GAMES	SCHEDULE	OF SCHEDULE	RPI	RPI	RPI	RPI
DIV. I ONLY	32- 5	12	8- 2	28	30	7	7	2	2	
DIV. I NON-CONF.	16- 2	10	3- 1	74	97	19	19	2	2	
TOTALS	RPI 1-25	RPI 26-50	W-L RECORDS	RPI 51-100	RPI 101-150	RPI 150+				
32- 5	5- 4	2- 1	OVERALL	6- 0	5- 0	14- 0				
16- 0	3- 0	2- 0	HOME	2- 0	1- 0	8- 0				
9- 2	0- 2	0- 0	AWAY	4- 0	3- 0	2- 0				
7- 3	2- 2	0- 1	NEUTRAL	0- 0	1- 0	4- 0				
16- 2	2- 1	0- 1	NON-CONFERENCE	2- 0	3- 0	9- 0				
8- 0	1- 0	0- 0	HOME	0- 0	1- 0	6- 0				
3- 0	0- 0	0- 0	AWAY	2- 0	1- 0	0- 0				
5- 2	1- 1	0- 1	NEUTRAL	0- 0	1- 0	3- 0				
16- 3	3- 3	2- 0	CONFERENCE	4- 0	2- 0	5- 0				
8- 0	2- 0	2- 0	HOME	2- 0	0- 0	2- 0				
6- 2	0- 2	0- 0	AWAY	2- 0	2- 0	2- 0				
2- 1	1- 1	0- 0	NEUTRAL	0- 0	0- 0	1- 0				

RPI	S	Opponent	Score
1	A	Notre Dame	68 74
1	N	Notre Dame	58 71
4	N	South Carolina	74 80
8	H	Louisville	68 63
8	N	Louisville	66 51
13	N	Arizona St.	66 65
15	H	Duke	74 58
16	A	North Carolina	63 71
18	H	FGCU	65 47

RPI	S	Opponent	Score
32	H	Syracuse	62 52
36	N	Washington	68 80
39	H	Pittsburgh	58 43

RPI	S	Opponent	Score
51	A	Tulane	65 54
56	A	Miami (FL)	69 55
56	H	Miami (FL)	80 60
68	H	North Carolina St.	72 52
84	A	Georgia Tech	82 62
98	A	Temple	66 62

RPI	S	Opponent	Score
112	A	Virginia	65 56
124	A	Boston College	86 68
125	H	Savannah St.	97 51
139	A	Purdue	67 64
145	N	Hartford	69 59
155	N	Furman	94 63
159	H	Florida	77 51
182	H	Wake Forest	110 80
187	H	UAB	92 62
192	N	Massachusetts	73 47
201	A	Virginia Tech	59 44
201	N	Virginia Tech	82 43
203	A	Clemson	82 52
203	H	Clemson	81 38
205	H	Jacksonville	73 46
243	H	North Florida	79 58
246	H	Alabama St.	91 49
262	H	Bethune-Cookman	103 34
302	N	Eastern Ill.	91 55

LAST 12 Division I GAMES:

4	N	South Carolina	74 80
13	N	Arizona St.	66 65
18	H	FGCU	65 47
246	H	Alabama St.	91 49
1	N	Notre Dame	58 71
8	N	Louisville	66 51
201	N	Virginia Tech	82 43
56	A	Miami (FL)	69 55
68	H	North Carolina St.	72 52
124	A	Boston College	86 68
203	H	Clemson	81 38
112	A	Virginia	65 56

Non-Div I Games:

Florida St.

Average RPI Win: 180	WON-LOST	WINNING	LAST 10	STRENGTH OF	OPP. STRENGTH	TEAM	ADJ.	CONF.	ADJ CONF.
Average RPI Loss: 69	RECORD	PCT. RANK	GAMES	SCHEDULE	OF SCHEDULE	RPI	RPI	RPI	RPI
DIV. I ONLY	21- 12	80	5- 5	66	98	73	73	6	6
DIV. I NON-CONF.	9- 6	123	1- 1	85	218	99	99	6	6
TOTALS	RPI 1-25	RPI 26-50	W-L RECORDS	RPI 51-100	RPI 101-150	RPI 150+			
21- 12	0- 4	0- 3	OVERALL	6- 1	2- 3	13- 1			
11- 5	0- 2	0- 2	HOME	3- 0	2- 0	6- 1			
8- 5	0- 0	0- 0	AWAY	2- 1	0- 0	6- 0			
2- 2	0- 1	0- 0	NEUTRAL	1- 0	0- 1	1- 0			
9- 6	0- 1	0- 2	NON-CONFERENCE	2- 1	1- 1	6- 1			
5- 3	0- 1	0- 1	HOME	1- 0	1- 0	3- 1			
3- 2	0- 0	0- 1	AWAY	1- 1	0- 0	2- 0			
1- 1	0- 0	0- 0	NEUTRAL	0- 0	0- 1	1- 0			
12- 6	0- 3	0- 1	CONFERENCE	4- 0	1- 2	7- 0			
6- 2	0- 1	0- 1	HOME	2- 0	1- 0	3- 0			
5- 3	0- 1	0- 0	AWAY	1- 0	0- 2	4- 0			
1- 1	0- 1	0- 0	NEUTRAL	1- 0	0- 0	0- 0			

RPI S	Opponent	Score	RPI S	Opponent	Score	RPI S	Opponent	Score	Team's RPI: 73	RPI S	Opponent	Score
10	H Princeton	53 67	32	A Syracuse	42 59	77	A St. John's (NY)	63 77		105	N Drake	56 62
11	H Dayton	45 59	43	H Seton Hall	43 56	86	H Richmond	65 64		125	H Savannah St.	63 53
14	A George Washington	65 83	44	H Duquesne	46 56	86	N Richmond	46 45		136	A Rhode Island	56 71
14	N George Washington	60 72				87	A Saint Joseph's	48 47		141	H VCU	60 51
						87	H Saint Joseph's	57 47		150	A Saint Louis	50 54
						98	A Temple	71 64		162	A Central Conn. St.	72 36
						100	H Hofstra	60 46		162	H Central Conn. St.	70 67
										166	A St. Bonaventure	72 62
										166	H St. Bonaventure	54 51
										184	A La Salle	70 59
										192	H Massachusetts	65 42
										194	A Delaware	49 44
										195	H Iona	51 72
										234	A George Mason	79 55
										265	A Davidson	66 45
										265	H Davidson	54 46
										319	H Mt. St. Mary's	61 37
										321	H Manhattan	70 41
										340	N Incarnate Word	74 42
LAST 12 Division I GAMES:												
77	A St. John's (NY)	63 77	14	A George Washington	65 83							
162	H Central Conn. St.	70 67	11	H Dayton	45 59							
14	N George Washington	60 72	136	A Rhode Island	56 71							
86	N Richmond	46 45	87	A Saint Joseph's	48 47							
265	H Davidson	54 46	166	H St. Bonaventure	54 51							
234	A George Mason	79 55	44	H Duquesne	46 56							

Non-Div I Games:

Fordham

■ Loss,
■ Non-Conf,
■ S Site,
■ H Home
■ A Away
N Neutral

Average RPI Win:	194	WON-LOST	WINNING	LAST 10	STRENGTH OF	OPP. STRENGTH	TEAM	ADJ.	CONF.	ADJ CONF.
Average RPI Loss:	119	RECORD	PCT. RANK	GAMES	SCHEDULE	OF SCHEDULE	RPI	RPI	RPI	RPI
DIV. I ONLY	21- 10	64	6- 4	93	211	57	57	22	22	
DIV. I NON-CONF.	7- 4	105	1- 1	23	138	28	28	21	21	
TOTALS	RPI 1-25	RPI 26-50	W-L RECORDS	RPI 51-100	RPI 101-150	RPI 150+				
21- 10	0- 1	0- 0	OVERALL	3- 3	4- 4	14- 2				
13- 1	0- 0	0- 0	HOME	2- 0	4- 0	7- 1				
7- 8	0- 1	0- 0	AWAY	1- 3	0- 3	6- 1				
1- 1	0- 0	0- 0	NEUTRAL	0- 0	0- 1	1- 0				
7- 4	0- 1	0- 0	NON-CONFERENCE	2- 2	2- 1	3- 0				
5- 0	0- 0	0- 0	HOME	1- 0	2- 0	2- 0				
2- 4	0- 1	0- 0	AWAY	1- 2	0- 1	1- 0				
0- 0	0- 0	0- 0	NEUTRAL	0- 0	0- 0	0- 0				
14- 6	0- 0	0- 0	CONFERENCE	1- 1	2- 3	11- 2				
8- 1	0- 0	0- 0	HOME	1- 0	2- 0	5- 1				
5- 4	0- 0	0- 0	AWAY	0- 1	0- 2	5- 1				
1- 1	0- 0	0- 0	NEUTRAL	0- 0	0- 1	1- 0				

RPI 1-25				RPI 26-50				RPI 51-100 Team's RPI: 57				RPI 101+			
RPI	S	Opponent	Score	RPI	S	Opponent	Score	RPI	S	Opponent	Score	RPI	S	Opponent	Score
14	A	George Washington	64 73					52	A	St. Mary's (CA)	64 83	110	A	New Mexico	60 63
								52	H	St. Mary's (CA)	60 56	110	H	New Mexico	71 65
								65	A	San Diego	93 88	110	N	New Mexico	53 64
								93	A	Southern California	50 68	111	A	Boise St.	66 75
								96	A	Colorado St.	56 70	111	H	Boise St.	55 52
								96	H	Colorado St.	53 49	140	H	San Francisco	79 73
												144	A	Bakersfield	60 80
												148	H	UC Riverside	73 61
												167	H	Cal Poly	67 56
												171	A	Oregon	68 59
												213	A	Wyoming	66 65
												213	H	Wyoming	67 50
												213	N	Wyoming	74 66
												214	H	Cal St. Fullerton	57 52
												225	A	San Diego St.	56 44
												225	H	San Diego St.	57 50
												227	A	San Jose St.	51 56
												227	H	San Jose St.	58 46
												237	H	UNLV	70 73
												278	A	Utah St.	70 64
												278	H	Utah St.	64 55
												287	A	Nevada	62 44
												287	H	Nevada	65 43
												345	A	Air Force	61 41
LAST 12 Division I GAMES:															
				52	A	St. Mary's (CA)	64 83			110	A	New Mexico	60 63		
				140	H	San Francisco	79 73			213	H	Wyoming	67 50		
				110	N	New Mexico	53 64			278	H	Utah St.	64 55		
				213	N	Wyoming	74 66			96	A	Colorado St.	56 70		
				111	H	Boise St.	55 52			111	A	Boise St.	66 75		
				345	A	Air Force	61 41			237	H	UNLV	70 73		

Non-Div I Games: Cal St. Stanislaus 65 36 Bethesda Christian 81 63

Fresno St.

Loss, Non-Conf, S Site, H Home A Away N Neutral

Average RPI Win:	252	WON-LOST	WINNING	LAST 10	STRENGTH OF	OPP. STRENGTH	TEAM	ADJ.	CONF.	ADJ CONF.
Average RPI Loss:	115	RECORD	PCT. RANK	GAMES	SCHEDULE	OF SCHEDULE	RPI	RPI	RPI	RPI
DIV. I ONLY	17- 14	138	5- 5	191	214	155	155	20	20	
DIV. I NON-CONF.	9- 6	123	0- 1	218	182	137	137	22	22	
TOTALS	RPI 1-25	RPI 26-50	W-L RECORDS	RPI 51-100	RPI 101-150	RPI 150+				
17- 14	0- 4	0- 1	OVERALL	0- 1	1- 3	16- 5				
10- 3	0- 1	0- 0	HOME	0- 0	0- 1	10- 1				
5- 8	0- 1	0- 0	AWAY	0- 1	0- 2	5- 4				
2- 3	0- 2	0- 1	NEUTRAL	0- 0	1- 0	1- 0				
9- 6	0- 1	0- 1	NON-CONFERENCE	0- 1	1- 1	8- 2				
6- 0	0- 0	0- 0	HOME	0- 0	0- 0	6- 0				
2- 4	0- 0	0- 0	AWAY	0- 1	0- 1	2- 2				
1- 2	0- 1	0- 1	NEUTRAL	0- 0	1- 0	0- 0				
8- 8	0- 3	0- 0	CONFERENCE	0- 0	0- 2	8- 3				
4- 3	0- 1	0- 0	HOME	0- 0	0- 1	4- 1				
3- 4	0- 1	0- 0	AWAY	0- 0	0- 1	3- 2				
1- 1	0- 1	0- 0	NEUTRAL	0- 0	0- 0	1- 0				

RPI 1-25					RPI 26-50					RPI 51-100					RPI 101+ Team's RPI: 155				
RPI	S	Opponent	Score		RPI	S	Opponent	Score		RPI	S	Opponent	Score		RPI	S	Opponent	Score	
7	N	Florida St.	63	94	36	N	Washington	69	101	61	A	Georgia	51	58	107	A	Elon	71	81
22	A	Chattanooga	45	67											120	A	East Tenn. St.	61	72
22	H	Chattanooga	40	47											120	H	East Tenn. St.	72	73
22	N	Chattanooga	55	68											145	N	Hartford	53	43
															173	A	Mercer	58	55
															173	H	Mercer	82	88
															174	H	Appalachian St.	84	79
															199	A	Winthrop	73	55
															203	A	Clemson	69	79
															204	A	Samford	65	76
															204	H	Samford	64	44
															204	N	Samford	65	54
															212	A	McNeese St.	70	87
															222	H	USC Upstate	74	59
															225	H	San Diego St.	60	43
															265	H	Davidson	67	60
															281	A	South Carolina St.	65	46
															301	A	Western Caro.	64	77
															301	H	Western Caro.	84	72
															307	H	UNC Asheville	81	71
LAST 12 Division I GAMES:																			
212	A	McNeese St.	70	87	204	H	Samford	64	44	311	A	UNCG	78	70					
22	N	Chattanooga	55	68	173	H	Mercer	82	88	311	H	UNCG	77	68					
204	N	Samford	65	54	120	A	East Tenn. St.	61	72	315	A	Wofford	70	53					
315	A	Wofford	70	53	311	A	UNCG	78	70	315	H	Wofford	58	56					
301	A	Western Caro.	64	77	301	H	Western Caro.	84	72	335	H	Coastal Caro.	90	56					
311	H	UNCG	77	68	315	H	Wofford	58	56										

Non-Div I Games: North Greenville 75 50 Southern Wesleyan 96 73

Furman

Loss, Non-Conf, S Site, H Home A Away N Neutral

Ga. Southern

Through Games Of April 7, 2015

Average RPI Win:	245	WON-LOST	WINNING	LAST 10	STRENGTH OF	OPP. STRENGTH	TEAM	ADJ.	CONF.	ADJ CONF.
Average RPI Loss:	149	RECORD	PCT. RANK	GAMES	SCHEDULE	OF SCHEDULE	RPI	RPI	RPI	RPI
DIV. I ONLY	4- 24	332	1- 9	158	179	297	297	12	12	
DIV. I NON-CONF.	2- 6	278	0- 0	139	317	268	268	12	12	
TOTALS	RPI 1-25	RPI 26-50	W-L RECORDS	RPI 51-100	RPI 101-150	RPI 150+				
4- 24	0- 2	0- 2	OVERALL	0- 1	0- 7	4- 12				
1- 12	0- 1	0- 1	HOME	0- 0	0- 3	1- 7				
2- 11	0- 1	0- 1	AWAY	0- 1	0- 3	2- 5				
1- 1	0- 0	0- 0	NEUTRAL	0- 0	0- 1	1- 0				
2- 6	0- 0	0- 0	NON-CONFERENCE	0- 1	0- 1	2- 4				
1- 2	0- 0	0- 0	HOME	0- 0	0- 0	1- 2				
0- 3	0- 0	0- 0	AWAY	0- 1	0- 0	0- 2				
1- 1	0- 0	0- 0	NEUTRAL	0- 0	0- 1	1- 0				
2- 18	0- 2	0- 2	CONFERENCE	0- 0	0- 6	2- 8				
0- 10	0- 1	0- 1	HOME	0- 0	0- 3	0- 5				
2- 8	0- 1	0- 1	AWAY	0- 0	0- 3	2- 3				
0- 0	0- 0	0- 0	NEUTRAL	0- 0	0- 0	0- 0				

RPI 1-25				RPI 26-50				RPI 51-100				RPI 101+ Team's RPI: 297			
RPI	S	Opponent	Score	RPI	S	Opponent	Score	RPI	S	Opponent	Score	RPI	S	Opponent	Score
25	A	UALR	43 60	45	A	Arkansas St.	63 86	61	A	Georgia	52 93	114	A	Troy	74 84
25	H	UALR	44 58	45	H	Arkansas St.	73 81					114	H	Troy	93 99
												122	N	Eastern Wash.	42 55
												127	A	La.-Lafayette	35 62
												127	H	La.-Lafayette	57 69
												149	A	Texas St.	57 67
												149	H	Texas St.	65 79
												161	A	Texas-Arlington	52 64
												161	H	Texas-Arlington	41 66
												165	H	Kennesaw St.	51 72
												173	H	Mercer	61 84
												174	A	Appalachian St.	39 66
												174	H	Appalachian St.	74 77
												205	H	Jacksonville	78 65
												208	A	Jacksonville St.	52 78
												220	A	La.-Monroe	66 72
												220	H	La.-Monroe	50 58
												228	A	Georgia St.	82 74
												228	H	Georgia St.	54 82
												229	N	Southern U.	68 52
												264	A	Lipscomb	74 80
												316	A	South Ala.	67 53
												316	H	South Ala.	63 80
LAST 12 Division I GAMES:															
228	A	Georgia St.	82 74	25	A	UALR	43 60	45	H	Arkansas St.	73 81	220	H	La.-Monroe	50 58
161	H	Texas-Arlington	41 66	228	H	Georgia St.	54 82	25	H	UALR	44 58	174	H	Appalachian St.	74 77
127	A	La.-Lafayette	35 62												
174	A	Appalachian St.	39 66												
316	H	South Ala.	63 80												
114	H	Troy	93 99												

Non-Div I Games: Toccoa Falls 84 36

Ga. Southern

■ Loss,
■ Non-Conf, S Site,
■ Home
■ Away
N Neutral

Average RPI Win:	297	WON-LOST	WINNING	LAST 10	STRENGTH OF	OPP. STRENGTH	TEAM	ADJ.	CONF.	ADJ CONF.
Average RPI Loss:	199	RECORD	PCT. RANK	GAMES	SCHEDULE	OF SCHEDULE	RPI	RPI	RPI	RPI
DIV. I ONLY	13- 17	219	6- 4	339	328	279	279	28	28	
DIV. I NON-CONF.	2- 5	258	0- 0	348	271	336	336	32	32	
TOTALS	RPI 1-25	RPI 26-50	W-L RECORDS	RPI 51-100	RPI 101-150	RPI 150+				
13- 17	0- 0	0- 0	OVERALL	0- 2	0- 0	13- 15				
6- 6	0- 0	0- 0	HOME	0- 1	0- 0	6- 5				
5- 10	0- 0	0- 0	AWAY	0- 1	0- 0	5- 9				
2- 1	0- 0	0- 0	NEUTRAL	0- 0	0- 0	2- 1				
2- 5	0- 0	0- 0	NON-CONFERENCE	0- 0	0- 0	2- 5				
1- 1	0- 0	0- 0	HOME	0- 0	0- 0	1- 1				
1- 4	0- 0	0- 0	AWAY	0- 0	0- 0	1- 4				
0- 0	0- 0	0- 0	NEUTRAL	0- 0	0- 0	0- 0				
11- 12	0- 0	0- 0	CONFERENCE	0- 2	0- 0	11- 10				
5- 5	0- 0	0- 0	HOME	0- 1	0- 0	5- 4				
4- 6	0- 0	0- 0	AWAY	0- 1	0- 0	4- 5				
2- 1	0- 0	0- 0	NEUTRAL	0- 0	0- 0	2- 1				

RPI S	Opponent	Score	RPI S	Opponent	Score	RPI S	Opponent	Score	RPI S	Opponent	Score	Team's RPI: 279
						64	A Liberty	47 56	152	A High Point	57 72	
						64	H Liberty	48 61	152	H High Point	58 74	
									152	N High Point	53 56	
									164	A Indiana	54 115	
									165	A Kennesaw St.	47 50	
									174	A Appalachian St.	69 77	
									199	A Winthrop	79 65	
									199	H Winthrop	75 62	
									206	A Campbell	74 75	
									206	H Campbell	62 72	
									207	A Radford	49 59	
									207	H Radford	60 76	
									207	N Radford	70 56	
									242	A Presbyterian	50 55	
									242	H Presbyterian	50 47	
									265	H Davidson	67 68	
									307	A UNC Asheville	66 58	
									307	H UNC Asheville	55 64	
									311	A UNCG	60 76	
									315	A Wofford	65 60	
									335	A Coastal Caro.	71 65	
									335	H Coastal Caro.	82 74	
									339	H N.C. Central	73 53	
									343	A Longwood	59 63	
									343	H Longwood	80 53	
									343	N Longwood	63 55	
LAST 12 Division I GAMES:												
			152	N High Point	53 56	199	H Winthrop	75 62				
			207	N Radford	70 56	348	A Charleston So.	62 56				
			343	N Longwood	63 55	343	H Longwood	80 53				
			152	H High Point	58 74	64	H Liberty	48 61				
			307	A UNC Asheville	66 58	242	H Presbyterian	50 47				
			206	H Campbell	62 72	335	A Coastal Caro.	71 65				

Non-Div I Games: Montreat 118 37 Tenn. Temple 68 48

Gardner-Webb

Loss, Non-Conf, S Site, H Home A Away N Neutral

RPI	S	Opponent	Score	
348	A	Charleston So.	62	56
348	H	Charleston So.	70	54

G
a
r
d
n
e
r
-
W
e
b
b

G
a
r
d
n
e
r
-
W
e
b
b

Gardner-Webb

George Mason

Through Games Of April 7, 2015

Average RPI Win:	244	WON-LOST	WINNING	LAST 10	STRENGTH OF	OPP. STRENGTH	TEAM	ADJ.	CONF.	ADJ CONF.
Average RPI Loss:	124	RECORD	PCT. RANK	GAMES	SCHEDULE	OF SCHEDULE	RPI	RPI	RPI	RPI
DIV. I ONLY	13- 17	219	2- 8	266	123	234	234	6	6	
DIV. I NON-CONF.	8- 5	118	0- 0	347	331	269	269	6	6	
TOTALS	RPI 1-25	RPI 26-50	W-L RECORDS	RPI 51-100	RPI 101-150	RPI 150+				
13- 17	0- 3	0- 1	OVERALL	0- 4	2- 4	11- 5				
7- 6	0- 2	0- 0	HOME	0- 1	2- 2	5- 1				
3- 9	0- 1	0- 1	AWAY	0- 2	0- 2	3- 3				
3- 2	0- 0	0- 0	NEUTRAL	0- 1	0- 0	3- 1				
8- 5	0- 0	0- 0	NON-CONFERENCE	0- 0	0- 1	8- 4				
3- 2	0- 0	0- 0	HOME	0- 0	0- 1	3- 1				
2- 2	0- 0	0- 0	AWAY	0- 0	0- 0	2- 2				
3- 1	0- 0	0- 0	NEUTRAL	0- 0	0- 0	3- 1				
5- 12	0- 3	0- 1	CONFERENCE	0- 4	2- 3	3- 1				
4- 4	0- 2	0- 0	HOME	0- 1	2- 1	2- 0				
1- 7	0- 1	0- 1	AWAY	0- 2	0- 2	1- 1				
0- 1	0- 0	0- 0	NEUTRAL	0- 1	0- 0	0- 0				

RPI S Opponent	Score	RPI S Opponent	Score	RPI S Opponent	Score	RPI S Opponent	Score	Team's RPI: 234
11 H Dayton	73 84	44 A Duquesne	54 88	73 H Fordham	55 79	120 H East Tenn. St.	71 84	
14 A George Washington	45 80			86 A Richmond	49 77	136 H Rhode Island	45 57	
14 H George Washington	52 87			87 A Saint Joseph's	51 82	141 A VCU	66 70	
				87 N Saint Joseph's	43 71	141 H VCU	86 79	
						150 A Saint Louis	59 82	
						150 H Saint Louis	66 57	
						166 H St. Bonaventure	68 55	
						184 A La Salle	73 71	
						192 A Massachusetts	79 85	
						197 A Navy	79 84	
						199 N Winthrop	69 57	
						201 H Virginia Tech	77 69	
						220 N La.-Monroe	65 53	
						245 A Towson	70 72	
						247 H Morehead St.	70 79	
						256 N Abilene Christian	86 88	
						265 H Davidson	63 60	
						289 H Col. of Charleston	71 61	
						320 A Saint Francis (PA)	86 77	
						343 A Longwood	83 61	
						347 H Delaware St.	110 91	
						349 N Mississippi Val.	71 62	
LAST 12 Division I GAMES:								
87 N Saint Joseph's	43 71	192 A Massachusetts	79 85					
14 A George Washington	45 80	265 H Davidson	63 60					
73 H Fordham	55 79	11 H Dayton	73 84					
150 A Saint Louis	59 82	14 H George Washington	52 87					
87 A Saint Joseph's	51 82	141 A VCU	66 70					
141 H VCU	86 79	136 H Rhode Island	45 57					

Non-Div I Games:

George Mason

■ Loss,
 ■ Non-Conf, S Site,
 ■ Home
 ■ Away
 N Neutral

Average RPI Win:	138	WON-LOST	WINNING	LAST 10	STRENGTH OF	OPP. STRENGTH	TEAM	ADJ.	CONF.	ADJ CONF.
Average RPI Loss:	52	RECORD	PCT. RANK	GAMES	SCHEDULE	OF SCHEDULE	RPI	RPI	RPI	RPI
DIV. I ONLY	28- 4	11	8- 2	43	70	14	14	6	6	
DIV. I NON-CONF.	10- 3	38	0- 1	93	45	39	39	6	6	
TOTALS	RPI 1-25	RPI 26-50	W-L RECORDS	RPI 51-100	RPI 101-150	RPI 150+				
28- 4	3- 2	2- 1	OVERALL	8- 0	4- 1	11- 0				
13- 1	1- 1	1- 0	HOME	5- 0	0- 0	6- 0				
10- 2	1- 1	1- 0	AWAY	1- 0	2- 1	5- 0				
5- 1	1- 0	0- 1	NEUTRAL	2- 0	2- 0	0- 0				
10- 3	0- 2	1- 1	NON-CONFERENCE	3- 0	1- 0	5- 0				
5- 1	0- 1	0- 0	HOME	2- 0	0- 0	3- 0				
3- 1	0- 1	1- 0	AWAY	0- 0	0- 0	2- 0				
2- 1	0- 0	0- 1	NEUTRAL	1- 0	1- 0	0- 0				
18- 1	3- 0	1- 0	CONFERENCE	5- 0	3- 1	6- 0				
8- 0	1- 0	1- 0	HOME	3- 0	0- 0	3- 0				
7- 1	1- 0	0- 0	AWAY	1- 0	2- 1	3- 0				
3- 0	1- 0	0- 0	NEUTRAL	1- 0	1- 0	0- 0				

RPI	S	Opponent	Score
6	H	Maryland	65 75
11	A	Dayton	69 66
11	H	Dayton	67 56
11	N	Dayton	75 62
18	A	FGCU	75 88

RPI	S	Opponent	Score
33	N	Gonzaga	69 82
44	H	Duquesne	83 56
49	A	American	63 52

RPI	S	Opponent	Score
52	H	St. Mary's (CA)	70 52
57	H	Fresno St.	73 64
68	N	North Carolina St.	74 66
73	H	Fordham	83 65
73	N	Fordham	72 60
86	A	Richmond	81 69
86	H	Richmond	77 67
87	H	Saint Joseph's	83 69

RPI	S	Opponent	Score
136	A	Rhode Island	59 49
139	N	Purdue	79 59
141	A	VCU	65 57
150	A	Saint Louis	61 79
150	N	Saint Louis	77 63
166	H	St. Bonaventure	70 48
184	A	La Salle	67 48
185	H	Memphis	63 44
192	A	Massachusetts	69 54
234	A	George Mason	87 52
234	H	George Mason	80 45
245	A	Towson	82 48
265	H	Davidson	52 35
286	A	Loyola Maryland	72 49
296	H	Georgetown	72 60
313	H	Grambling	89 51

LAST 12 Division I GAMES:

33	N	Gonzaga	69 82	73	H	Fordham	83 65
11	N	Dayton	75 62	141	A	VCU	65 57
73	N	Fordham	72 60	166	H	St. Bonaventure	70 48
150	N	Saint Louis	77 63	150	A	Saint Louis	61 79
234	H	George Mason	80 45	11	H	Dayton	67 56
86	A	Richmond	81 69	265	H	Davidson	52 35

Non-Div I Games: Bowie St. 88 45

George Washington

Loss, Non-Conf, S Site, H Home A Away N Neutral

Georgetown

Through Games Of April 7, 2015

Average RPI Win:	277	WON-LOST	WINNING	LAST 10	STRENGTH OF	OPP. STRENGTH	TEAM	ADJ.	CONF.	ADJ CONF.
Average RPI Loss:	119	RECORD	PCT. RANK	GAMES	SCHEDULE	OF SCHEDULE	RPI	RPI	RPI	RPI
DIV. I ONLY	4- 27	337	0- 10	114	93	296	296	10	10	
DIV. I NON-CONF.	2- 10	311	0- 0	143	119	289	289	9	9	
TOTALS	RPI 1-25	RPI 26-50	W-L RECORDS	RPI 51-100	RPI 101-150	RPI 150+				
4- 27	0- 2	0- 4	OVERALL	0- 8	0- 3	4- 10				
4- 10	0- 0	0- 2	HOME	0- 3	0- 1	4- 4				
0- 13	0- 2	0- 2	AWAY	0- 4	0- 2	0- 3				
0- 4	0- 0	0- 0	NEUTRAL	0- 1	0- 0	0- 3				
2- 10	0- 2	0- 0	NON-CONFERENCE	0- 2	0- 1	2- 5				
2- 3	0- 0	0- 0	HOME	0- 0	0- 0	2- 3				
0- 4	0- 2	0- 0	AWAY	0- 1	0- 1	0- 0				
0- 3	0- 0	0- 0	NEUTRAL	0- 1	0- 0	0- 2				
2- 17	0- 0	0- 4	CONFERENCE	0- 6	0- 2	2- 5				
2- 7	0- 0	0- 2	HOME	0- 3	0- 1	2- 1				
0- 9	0- 0	0- 2	AWAY	0- 3	0- 1	0- 3				
0- 1	0- 0	0- 0	NEUTRAL	0- 0	0- 0	0- 1				

RPI 1-25			RPI 26-50			RPI 51-100			RPI 101+			Team's RPI: 296
RPI	S	Opponent	Score	RPI	S	Opponent	Score	RPI	S	Opponent	Score	Score
10	A	Princeton	54 83	35	A	DePaul	52 93	63	A	Villanova	57 69	104 A Kansas 42 55
14	A	George Washington	60 72	35	H	DePaul	85 105	63	H	Villanova	48 64	146 A Butler 58 63
				43	A	Seton Hall	68 95	77	A	St. John's (NY)	61 75	146 H Butler 56 65
				43	H	Seton Hall	85 99	77	H	St. John's (NY)	57 74	159 H Florida 73 81
								86	A	Richmond	57 65	166 H St. Bonaventure 64 70
								89	A	Creighton	61 76	185 H Memphis 46 63
								89	H	Creighton	62 71	189 N Holy Cross 69 73
								98	N	Temple	58 81	191 A Xavier 55 63
												191 H Xavier 55 60
												191 N Xavier 67 70
												200 N Alabama 58 72
												249 A Marquette 73 80
												249 H Marquette 83 76
												269 A Providence 66 81
												269 H Providence 69 61
												286 H Loyola Maryland 71 44
												305 H UMES 88 75
LAST 12 Division I GAMES:												
191	N	Xavier	67 70	191	H	Xavier	55 60					
269	A	Providence	66 81	63	H	Villanova	48 64					
89	H	Creighton	62 71	249	A	Marquette	73 80					
77	A	St. John's (NY)	61 75	35	A	DePaul	52 93					
43	A	Seton Hall	68 95	43	H	Seton Hall	85 99					
146	H	Butler	56 65	77	H	St. John's (NY)	57 74					

Non-Div I Games:

Georgetown

■ Loss,
■ Non-Conf,
■ S Site,
■ H Home
■ A Away
N Neutral

Georgia

Through Games Of April 7, 2015

Average RPI Win:	162	WON-LOST	WINNING	LAST 10	STRENGTH OF	OPP. STRENGTH	TEAM	ADJ.	CONF.	ADJ CONF.
Average RPI Loss:	50	RECORD	PCT. RANK	GAMES	SCHEDULE	OF SCHEDULE	RPI	RPI	RPI	RPI
DIV. I ONLY	19- 12	96	2- 8	57	46	61	61	3	3	
DIV. I NON-CONF.	12- 1	5	0- 0	244	166	42	42	3	3	
TOTALS	RPI 1-25	RPI 26-50	W-L RECORDS	RPI 51-100	RPI 101-150	RPI 150+				
19- 12	0- 5	2- 3	OVERALL	6- 2	0- 0	11- 2				
12- 4	0- 2	1- 0	HOME	4- 0	0- 0	7- 2				
6- 7	0- 2	1- 3	AWAY	1- 2	0- 0	4- 0				
1- 1	0- 1	0- 0	NEUTRAL	1- 0	0- 0	0- 0				
12- 1	0- 0	1- 1	NON-CONFERENCE	3- 0	0- 0	8- 0				
8- 0	0- 0	0- 0	HOME	2- 0	0- 0	6- 0				
4- 1	0- 0	1- 1	AWAY	1- 0	0- 0	2- 0				
0- 0	0- 0	0- 0	NEUTRAL	0- 0	0- 0	0- 0				
7- 11	0- 5	1- 2	CONFERENCE	3- 2	0- 0	3- 2				
4- 4	0- 2	1- 0	HOME	2- 0	0- 0	1- 2				
2- 6	0- 2	0- 2	AWAY	0- 2	0- 0	2- 0				
1- 1	0- 1	0- 0	NEUTRAL	1- 0	0- 0	0- 0				

RPI	S	Opponent	Score	RPI	S	Opponent	Score	RPI	S	Opponent	Score	RPI	S	Opponent	Score
3	A	Tennessee	51 59	26	A	Ohio St.	67 59	60	A	LSU	52 64	151	A	Auburn	57 52
3	H	Tennessee	59 70	28	A	Mississippi St.	56 64	67	H	Vanderbilt	64 53	151	H	Auburn	26 44
3	N	Tennessee	41 75	34	H	Texas A&M	54 51	69	H	TCU	62 53	155	H	Furman	58 51
4	H	South Carolina	35 58	40	A	Arkansas	48 54	79	H	Michigan St.	69 60	159	A	Florida	52 45
12	A	Kentucky	72 80	43	A	Seton Hall	51 70	84	A	Georgia Tech	64 57	159	H	Florida	48 51
								90	H	Missouri	69 48	172	H	Belmont	62 43
								90	N	Missouri	75 64	173	A	Mercer	68 49
								94	A	Ole Miss	52 55	200	H	Alabama	64 47
												266	H	Colgate	66 35
												291	H	Morgan St.	68 36
												297	H	Ga. Southern	93 52
												333	A	Tennessee Tech	74 51
												336	H	Coppin St.	49 29
LAST 12 Division I GAMES:															
		3 N Tennessee	41 75			159 H Florida	48 51								
		90 N Missouri	75 64			40 A Arkansas	48 54								
		159 A Florida	52 45			4 H South Carolina	35 58								
		3 H Tennessee	59 70			12 A Kentucky	72 80								
		151 H Auburn	26 44			3 A Tennessee	51 59								
		60 A LSU	52 64			34 H Texas A&M	54 51								

Non-Div I Games:

Georgia

■ Loss,
■ Non-Conf,
■ S Site,
■ H Home
■ A Away
N Neutral

Average RPI Win:	237	WON-LOST	WINNING	LAST 10	STRENGTH OF	OPP. STRENGTH	TEAM	ADJ.	CONF.	ADJ CONF.
Average RPI Loss:	122	RECORD	PCT. RANK	GAMES	SCHEDULE	OF SCHEDULE	RPI	RPI	RPI	RPI
DIV. I ONLY	12- 17	234	5- 5	190	150	228	228	12	12	
DIV. I NON-CONF.	4- 4	152	0- 0	268	292	247	247	12	12	
TOTALS	RPI 1-25	RPI 26-50	W-L RECORDS	RPI 51-100	RPI 101-150	RPI 150+				
12- 17	0- 3	0- 2	OVERALL	0- 1	1- 5	11- 6				
7- 9	0- 1	0- 1	HOME	0- 1	1- 2	6- 4				
5- 7	0- 1	0- 1	AWAY	0- 0	0- 3	5- 2				
0- 1	0- 1	0- 0	NEUTRAL	0- 0	0- 0	0- 0				
4- 4	0- 0	0- 0	NON-CONFERENCE	0- 1	0- 0	4- 3				
3- 3	0- 0	0- 0	HOME	0- 1	0- 0	3- 2				
1- 1	0- 0	0- 0	AWAY	0- 0	0- 0	1- 1				
0- 0	0- 0	0- 0	NEUTRAL	0- 0	0- 0	0- 0				
8- 13	0- 3	0- 2	CONFERENCE	0- 0	1- 5	7- 3				
4- 6	0- 1	0- 1	HOME	0- 0	1- 2	3- 2				
4- 6	0- 1	0- 1	AWAY	0- 0	0- 3	4- 1				
0- 1	0- 1	0- 0	NEUTRAL	0- 0	0- 0	0- 0				

RPI 1-25				RPI 26-50				RPI 51-100				RPI 101+ Team's RPI: 228			
RPI	S	Opponent	Score	RPI	S	Opponent	Score	RPI	S	Opponent	Score	RPI	S	Opponent	Score
25	A	UALR	39 56	45	A	Arkansas St.	65 76	64	H	Liberty	71 73	114	A	Troy	75 88
25	H	UALR	55 75	45	H	Arkansas St.	47 61					114	H	Troy	87 96
25	N	UALR	54 71									127	A	La.-Lafayette	52 68
												127	H	La.-Lafayette	56 63
												149	A	Texas St.	61 71
												149	H	Texas St.	74 69
												161	A	Texas-Arlington	45 57
												161	H	Texas-Arlington	39 45
												165	H	Kennesaw St.	64 73
												174	A	Appalachian St.	76 71
												174	H	Appalachian St.	80 70
												184	H	La Salle	68 76
												192	H	Massachusetts	71 66
												204	H	Samford	61 56
												220	A	La.-Monroe	66 61
												220	H	La.-Monroe	80 72
												243	A	North Florida	72 59
												247	A	Morehead St.	72 74
												297	A	Ga. Southern	82 54
												297	H	Ga. Southern	74 82
												316	A	South Ala.	84 78
												316	H	South Ala.	69 54
												333	H	Tennessee Tech	72 60
LAST 12 Division I GAMES:															
25	N	UALR	54 71	316	H	South Ala.	69 54								
297	H	Ga. Southern	74 82	149	A	Texas St.	61 71								
220	A	La.-Monroe	66 61	316	A	South Ala.	84 78								
114	A	Troy	75 88	297	A	Ga. Southern	82 54								
25	A	UALR	39 56	45	H	Arkansas St.	47 61								
174	H	Appalachian St.	80 70	161	A	Texas-Arlington	45 57								

Non-Div I Games: Thomas (GA) 101 55

Georgia St.

■ Loss,
 ■ Non-Conf,
 ■ S Site,
 ■ Home
 ■ A Away
 N Neutral

Average RPI Win:	190	WON-LOST	WINNING	LAST 10	STRENGTH OF	OPP. STRENGTH	TEAM	ADJ.	CONF.	ADJ CONF.
Average RPI Loss:	36	RECORD	PCT. RANK	GAMES	SCHEDULE	OF SCHEDULE	RPI	RPI	RPI	RPI
DIV. I ONLY	19- 15	134	5- 5	49	45	84	84	2	2	
DIV. I NON-CONF.	11- 5	84	1- 1	176	195	101	101	2	2	
TOTALS	RPI 1-25	RPI 26-50	W-L RECORDS	RPI 51-100	RPI 101-150	RPI 150+				
19- 15	1- 7	0- 3	OVERALL	1- 5	4- 0	13- 0				
11- 6	1- 2	0- 2	HOME	0- 2	2- 0	8- 0				
6- 6	0- 3	0- 0	AWAY	0- 3	2- 0	4- 0				
2- 3	0- 2	0- 1	NEUTRAL	1- 0	0- 0	1- 0				
11- 5	0- 1	0- 1	NON-CONFERENCE	1- 3	2- 0	8- 0				
8- 1	0- 0	0- 0	HOME	0- 1	2- 0	6- 0				
2- 2	0- 0	0- 0	AWAY	0- 2	0- 0	2- 0				
1- 2	0- 1	0- 1	NEUTRAL	1- 0	0- 0	0- 0				
8- 10	1- 6	0- 2	CONFERENCE	0- 2	2- 0	5- 0				
3- 5	1- 2	0- 2	HOME	0- 1	0- 0	2- 0				
4- 4	0- 3	0- 0	AWAY	0- 1	2- 0	2- 0				
1- 1	0- 1	0- 0	NEUTRAL	0- 0	0- 0	1- 0				

RPI 1-25				RPI 26-50				RPI 51-100				Team's RPI: 84	RPI 101+			
RPI	S	Opponent	Score	RPI	S	Opponent	Score	RPI	S	Opponent	Score		RPI	S	Opponent	Score
1	A	Notre Dame	76 89	32	H	Syracuse	60 65	56	A	Miami (FL)	59 64		107	H	Elon	69 47
1	H	Notre Dame	61 71	39	H	Pittsburgh	72 75	61	H	Georgia	57 64		112	A	Virginia	68 62
7	H	Florida St.	62 82	46	N	Minnesota	69 72	63	N	Villanova	71 63		121	H	Louisiana Tech	96 81
8	A	Louisville	48 75					68	H	North Carolina St.	64 65		124	A	Boston College	80 77
15	H	Duke	71 62					79	A	Michigan St.	73 79		165	H	Kennesaw St.	77 48
16	A	North Carolina	81 96					94	A	Ole Miss	48 63		182	A	Wake Forest	67 60
16	N	North Carolina	64 84										201	H	Virginia Tech	79 71
23	N	Green Bay	50 71										203	A	Clemson	71 59
													203	H	Clemson	74 66
													203	N	Clemson	80 53
													234	A	St. Francis Brooklyn	65 59
													246	H	Alabama St.	77 53
													253	H	Central Ark.	88 50
													264	H	Lipscomb	71 53
													291	H	Morgan St.	105 76
													304	A	Loyola Chicago	92 57
													313	H	Grambling	97 64
LAST 12 Division I GAMES:																
				94	A	Ole Miss	48 63	203	A	Clemson	71 59					
				107	H	Elon	69 47	1	H	Notre Dame	61 71					
				16	N	North Carolina	64 84	56	A	Miami (FL)	59 64					
				203	N	Clemson	80 53	68	H	North Carolina St.	64 65					
				182	A	Wake Forest	67 60	32	H	Syracuse	60 65					
				15	H	Duke	71 62	201	H	Virginia Tech	79 71					

Non-Div I Games:

Georgia Tech

■ Loss,
 ■ Non-Conf,
 ■ S Site,
 ■ Home
 ■ A Away
 N Neutral

Average RPI Win: 166	WON-LOST	WINNING	LAST 10	STRENGTH OF	OPP. STRENGTH	TEAM	ADJ.	CONF.	ADJ CONF.
Average RPI Loss: 47	RECORD	PCT. RANK	GAMES	SCHEDULE	OF SCHEDULE	RPI	RPI	RPI	RPI
DIV. I ONLY	26- 8	29	6- 4	54	77	33	33	9	9
DIV. I NON-CONF.	9- 5	95	2- 1	18	30	31	31	8	8
TOTALS	RPI 1-25	RPI 26-50	W-L RECORDS	RPI 51-100	RPI 101-150	RPI 150+			
26- 8	3- 2	0- 2	OVERALL	6- 4	3- 0	14- 0			
12- 2	1- 0	0- 0	HOME	3- 2	1- 0	7- 0			
12- 2	1- 0	0- 0	AWAY	3- 0	2- 0	6- 0			
2- 4	1- 2	0- 1	NEUTRAL	0- 1	0- 0	1- 0			
9- 5	3- 2	0- 2	NON-CONFERENCE	0- 1	1- 0	5- 0			
4- 1	1- 0	0- 0	HOME	0- 1	0- 0	3- 0			
4- 1	1- 0	0- 1	AWAY	0- 0	1- 0	2- 0			
1- 3	1- 2	0- 1	NEUTRAL	0- 0	0- 0	0- 0			
17- 3	0- 0	0- 0	CONFERENCE	6- 3	2- 0	9- 0			
8- 1	0- 0	0- 0	HOME	3- 1	1- 0	4- 0			
8- 1	0- 0	0- 0	AWAY	3- 1	1- 0	4- 0			
1- 1	0- 0	0- 0	NEUTRAL	0- 1	0- 0	1- 0			

RPI 1-25				RPI 26-50				Team's RPI: 33				RPI 51-100				RPI 101+			
RPI	S	Opponent	Score	RPI	S	Opponent	Score	RPI	S	Opponent	Score	RPI	S	Opponent	Score	RPI	S	Opponent	Score
3	N	Tennessee	69 73	37	A	Northwestern	43 62	52	A	St. Mary's (CA)	52 42	122	A	Eastern Wash.	61 60				
9	N	Iowa	67 79	49	N	American	56 59	52	H	St. Mary's (CA)	80 72	140	A	San Francisco	75 64				
11	H	Dayton	75 65					54	A	BYU	73 66	140	H	San Francisco	91 84				
14	N	George Washington	82 69					54	H	BYU	78 62	169	A	Montana St.	89 60				
20	A	Oregon St.	76 64					54	N	BYU	55 61	213	A	Wyoming	70 56				
								65	A	San Diego	62 75	223	A	Santa Clara	78 70				
								65	H	San Diego	67 49	223	H	Santa Clara	76 49				
								78	H	Washington St.	58 59	233	A	Pepperdine	78 56				
								82	A	Pacific	73 63	233	H	Pepperdine	73 64				
								82	H	Pacific	59 71	239	H	Idaho St.	88 63				
												254	H	Southern Utah	70 51				
												273	A	Loyola Marymount	82 59				
												273	H	Loyola Marymount	76 62				
												273	N	Loyola Marymount	70 50				
												292	A	Portland	85 63				
												292	H	Portland	79 57				
												310	H	Portland St.	73 41				
LAST 12 Division I GAMES:																			
3	N	Tennessee	69 73	65	A	San Diego	62 75												
20	A	Oregon St.	76 64	82	H	Pacific	59 71												
14	N	George Washington	82 69	52	H	St. Mary's (CA)	80 72												
54	N	BYU	55 61	233	A	Pepperdine	78 56												
273	N	Loyola Marymount	70 50	273	A	Loyola Marymount	82 59												
54	A	BYU	73 66	140	H	San Francisco	91 84												

Non-Div I Games:

Gonzaga

■ Loss,
 ■ Non-Conf, S Site,
 ■ Home
 ■ Away
 N Neutral

Average RPI Win:	301	WON-LOST	WINNING	LAST 10	STRENGTH OF	OPP. STRENGTH	TEAM	ADJ.	CONF.	ADJ CONF.
Average RPI Loss:	188	RECORD	PCT. RANK	GAMES	SCHEDULE	OF SCHEDULE	RPI	RPI	RPI	RPI
DIV. I ONLY	8- 20	287	3- 7	314	317	313	313	32	32	
DIV. I NON-CONF.	1- 8	322	0- 0	86	7	253	253	31	31	
TOTALS	RPI 1-25	RPI 26-50	W-L RECORDS	RPI 51-100	RPI 101-150	RPI 150+				
8- 20	0- 1	0- 2	OVERALL	0- 3	0- 0	8- 14				
6- 4	0- 0	0- 0	HOME	0- 0	0- 0	6- 4				
2- 15	0- 1	0- 2	AWAY	0- 3	0- 0	2- 9				
0- 1	0- 0	0- 0	NEUTRAL	0- 0	0- 0	0- 1				
1- 8	0- 1	0- 2	NON-CONFERENCE	0- 3	0- 0	1- 2				
1- 0	0- 0	0- 0	HOME	0- 0	0- 0	1- 0				
0- 8	0- 1	0- 2	AWAY	0- 3	0- 0	0- 2				
0- 0	0- 0	0- 0	NEUTRAL	0- 0	0- 0	0- 0				
7- 12	0- 0	0- 0	CONFERENCE	0- 0	0- 0	7- 12				
5- 4	0- 0	0- 0	HOME	0- 0	0- 0	5- 4				
2- 7	0- 0	0- 0	AWAY	0- 0	0- 0	2- 7				
0- 1	0- 0	0- 0	NEUTRAL	0- 0	0- 0	0- 1				

RPI 1-25				RPI 26-50				RPI 51-100				RPI 101+ Team's RPI: 313			
RPI	S	Opponent	Score	RPI	S	Opponent	Score	RPI	S	Opponent	Score	RPI	S	Opponent	Score
14	A	George Washington	51 89	36	A	Washington	53 84	70	A	Kansas St.	38 61	151	A	Auburn	42 92
				40	A	Arkansas	35 77	84	A	Georgia Tech	64 97	176	H	Northwestern St.	44 41
								94	A	Ole Miss	67 92	177	A	Texas Southern	33 74
												177	H	Texas Southern	38 67
												209	A	Arizona	51 65
												229	A	Southern U.	52 80
												229	H	Southern U.	57 56
												246	A	Alabama St.	30 53
												246	H	Alabama St.	62 68
												246 N		Alabama St.	62 65
												251	A	Prairie View	57 85
												251	H	Prairie View	51 59
												274	A	Jackson St.	56 70
												274	H	Jackson St.	55 64
												317	A	Alcorn	82 57
												317	H	Alcorn	64 57
												338	A	Ark.-Pine Bluff	59 45
												338	H	Ark.-Pine Bluff	75 56
												346	A	Alabama A&M	56 59
												346	H	Alabama A&M	65 64
												349	A	Mississippi Val.	58 61
												349	H	Mississippi Val.	62 31
LAST 12 Division I GAMES:															
				246 N		Alabama St.	62 65	251	H	Prairie View	51 59				
				346	H	Alabama A&M	65 64	177	H	Texas Southern	38 67				
				246	H	Alabama St.	62 68	317	A	Alcorn	82 57				
				349	A	Mississippi Val.	58 61	229	A	Southern U.	52 80				
				338	A	Ark.-Pine Bluff	59 45	349	H	Mississippi Val.	62 31				
				274	A	Jackson St.	56 70	338	H	Ark.-Pine Bluff	75 56				

Non-Div I Games: LSU-Shreveport 67 58 Tougaloo 98 59

Grambling

Loss, Non-Conf, S Site, H Home A Away N Neutral

Average RPI Win: 283		WON-LOST	WINNING	LAST 10	STRENGTH OF	OPP. STRENGTH	TEAM	ADJ.	CONF.	ADJ CONF.
Average RPI Loss: 195		RECORD	PCT. RANK	GAMES	SCHEDULE	OF SCHEDULE	RPI	RPI	RPI	RPI
DIV. I ONLY		11- 14	218	6- 4	332	303	275	275	30	30
DIV. I NON-CONF.		4- 7	222	0- 0	315	231	288	288	30	30
TOTALS		RPI 1-25	RPI 26-50	W-L RECORDS	RPI 51-100	RPI 101-150	RPI 150+			
11- 14	0- 1		0- 0	OVERALL	0- 0	1- 6	10- 7			
6- 6	0- 1		0- 0	HOME	0- 0	0- 2	6- 3			
5- 7	0- 0		0- 0	AWAY	0- 0	1- 3	4- 4			
0- 1	0- 0		0- 0	NEUTRAL	0- 0	0- 1	0- 0			
4- 7	0- 1		0- 0	NON-CONFERENCE	0- 0	1- 2	3- 4			
2- 3	0- 1		0- 0	HOME	0- 0	0- 0	2- 2			
2- 3	0- 0		0- 0	AWAY	0- 0	1- 1	1- 2			
0- 1	0- 0		0- 0	NEUTRAL	0- 0	0- 1	0- 0			
7- 7	0- 0		0- 0	CONFERENCE	0- 0	0- 4	7- 3			
4- 3	0- 0		0- 0	HOME	0- 0	0- 2	4- 1			
3- 4	0- 0		0- 0	AWAY	0- 0	0- 2	3- 2			
0- 0	0- 0		0- 0	NEUTRAL	0- 0	0- 0	0- 0			

RPI 1-25					
RPI	S	Opponent	Score		
8	H	Louisville	51	65	
RPI 26-50					
RPI	S	Opponent	Score		
RPI 51-100					
RPI	S	Opponent	Score		
Team's RPI: 275					
RPI	S	Opponent	Score		
102	A	Northern Colo.	47	66	
115	A	New Mexico St.	60	61	
115	H	New Mexico St.	62	74	
130	A	Oral Roberts	54	51	
143	N	Northern Ky.	45	52	
144	A	Bakersfield	67	90	
144	H	Bakersfield	60	65	
188	A	Tex.-Pan American	75	63	
188	H	Tex.-Pan American	69	54	
197	A	Navy	51	60	
260	A	Austin Peay	77	84	
268	H	North Dakota St.	69	54	
277	H	UC Irvine	53	54	
287	H	Nevada	52	64	
300	H	New Orleans	59	57	
303	A	Seattle	43	46	
303	H	Seattle	56	59	
330	A	Utah Valley	50	52	
330	H	Utah Valley	60	50	
340	A	Incarnate Word	72	67	
342	A	UMKC	65	59	
342	H	UMKC	57	42	
344	A	Chicago St.	76	51	
344	H	Chicago St.	73	49	
LAST 12 Division I GAMES:					
303	A	Seattle	43	46	
342	H	UMKC	57	42	
344	H	Chicago St.	73	49	
115	A	New Mexico St.	60	61	
188	A	Tex.-Pan American	75	63	
330	H	Utah Valley	60	50	
144	H	Bakersfield	60	65	
303	H	Seattle	56	59	
344	A	Chicago St.	76	51	
342	A	UMKC	65	59	
188	H	Tex.-Pan American	69	54	
115	H	New Mexico St.	62	74	

Non-Div I Games:	Western St.	76	52	San Diego Christian	87	44
------------------	-------------	----	----	---------------------	----	----

Grand Canyon

■ Loss, ■ Non-Conf, S Site, H Home A Away N Neutral

Average RPI Win:	165	WON-LOST	WINNING	LAST 10	STRENGTH OF	OPP. STRENGTH	TEAM	ADJ.	CONF.	ADJ CONF.
Average RPI Loss:	66	RECORD	PCT. RANK	GAMES	SCHEDULE	OF SCHEDULE	RPI	RPI	RPI	RPI
DIV. I ONLY	27- 5	16	9- 1	62	104	23	23	13	13	
DIV. I NON-CONF.	9- 4	72	0- 1	35	6	21	21	15	15	
TOTALS	RPI 1-25	RPI 26-50	W-L RECORDS	RPI 51-100	RPI 101-150	RPI 150+				
27- 5	1- 3	2- 0	OVERALL	7- 1	4- 0	13- 1				
14- 1	0- 0	1- 0	HOME	4- 0	2- 0	7- 1				
11- 2	0- 1	1- 0	AWAY	2- 1	2- 0	6- 0				
2- 2	1- 2	0- 0	NEUTRAL	1- 0	0- 0	0- 0				
9- 4	1- 3	2- 0	NON-CONFERENCE	1- 1	2- 0	3- 0				
4- 0	0- 0	1- 0	HOME	0- 0	1- 0	2- 0				
3- 2	0- 1	1- 0	AWAY	0- 1	1- 0	1- 0				
2- 2	1- 2	0- 0	NEUTRAL	1- 0	0- 0	0- 0				
18- 1	0- 0	0- 0	CONFERENCE	6- 0	2- 0	10- 1				
10- 1	0- 0	0- 0	HOME	4- 0	1- 0	5- 1				
8- 0	0- 0	0- 0	AWAY	2- 0	1- 0	5- 0				
0- 0	0- 0	0- 0	NEUTRAL	0- 0	0- 0	0- 0				

RPI S	Opponent	Score	RPI S	Opponent	Score	RPI S	Opponent	Score	RPI S	Opponent	Score
2 N	UConn	53 89	44 H	Duquesne	84 52	67 A	Vanderbilt	64 68	103 H	Western Mich.	70 55
10 N	Princeton	70 80	48 A	South Dakota St.	77 75	84 N	Georgia Tech	71 50	118 A	Cleveland St.	65 61
11 A	Dayton	66 72				88 A	Wright St.	68 59	118 H	Cleveland St.	74 50
13 N	Arizona St.	63 57				88 H	Wright St.	86 77	139 A	Purdue	81 78
						88 H	Wright St.	61 45	163 H	Wisconsin	53 43
						91 A	Youngstown St.	73 27	216 A	Ill.-Chicago	64 45
						91 H	Youngstown St.	63 54	216 H	Ill.-Chicago	71 32
						91 H	Youngstown St.	66 43	226 A	Detroit	75 58
									226 H	Detroit	52 51
									241 A	Oakland	70 55
									241 H	Oakland	67 70
									249 A	Marquette	94 66
									282 A	Milwaukee	79 62
									282 H	Milwaukee	63 37
									282 H	Milwaukee	74 62
									284 A	Valparaiso	67 52
									284 H	Valparaiso	87 45
									306 H	Vermont	60 40
LAST 12 Division I GAMES:											
10 N	Princeton	70 80	241 A	Oakland	70 55						
88 H	Wright St.	86 77	216 H	Ill.-Chicago	71 32						
91 H	Youngstown St.	63 54	284 H	Valparaiso	87 45						
282 H	Milwaukee	74 62	282 A	Milwaukee	79 62						
226 H	Detroit	52 51	88 H	Wright St.	61 45						
91 A	Youngstown St.	73 27	118 H	Cleveland St.	74 50						

Non-Div I Games: Davenport 53 40

Green Bay

Loss, Non-Conf, S Site, H Home A Away N Neutral

Average RPI Win:	260	WON-LOST	WINNING	LAST 10	STRENGTH OF	OPP. STRENGTH	TEAM	ADJ.	CONF.	ADJ CONF.
Average RPI Loss:	90	RECORD	PCT. RANK	GAMES	SCHEDULE	OF SCHEDULE	RPI	RPI	RPI	RPI
DIV. I ONLY	19- 13	108	8- 2	150	271	108	108	31	31	
DIV. I NON-CONF.	5- 10	231	1- 1	5	27	63	63	29	29	
TOTALS	RPI 1-25	RPI 26-50	W-L RECORDS	RPI 51-100	RPI 101-150	RPI 150+				
19- 13	0- 2	0- 4	OVERALL	3- 3	0- 2	16- 2				
8- 3	0- 2	0- 0	HOME	0- 1	0- 0	8- 0				
9- 9	0- 0	0- 4	AWAY	3- 2	0- 2	6- 1				
2- 1	0- 0	0- 0	NEUTRAL	0- 0	0- 0	2- 1				
5- 10	0- 2	0- 4	NON-CONFERENCE	3- 3	0- 1	2- 0				
0- 3	0- 2	0- 0	HOME	0- 1	0- 0	0- 0				
3- 7	0- 0	0- 4	AWAY	3- 2	0- 1	0- 0				
2- 0	0- 0	0- 0	NEUTRAL	0- 0	0- 0	2- 0				
14- 3	0- 0	0- 0	CONFERENCE	0- 0	0- 1	14- 2				
8- 0	0- 0	0- 0	HOME	0- 0	0- 0	8- 0				
6- 2	0- 0	0- 0	AWAY	0- 0	0- 1	6- 1				
0- 1	0- 0	0- 0	NEUTRAL	0- 0	0- 0	0- 1				

RPI 1-25				RPI 26-50				RPI 51-100				RPI 101+ Team's RPI: 108			
RPI	S	Opponent	Score	RPI	S	Opponent	Score	RPI	S	Opponent	Score	RPI	S	Opponent	Score
4	H	South Carolina	49 69	30	A	Quinnipiac	59 87	58	A	Penn	58 43	106	A	Lehigh	67 85
10	H	Princeton	63 75	31	A	James Madison	53 85	65	A	West Virginia	39 57	125	A	Savannah St.	55 61
				35	A	DePaul	67 86	70	A	Kansas St.	46 66	151	N	Auburn	44 42
				37	A	Northwestern	36 62	78	H	Washington St.	60 74	170	H	N.C. A&T	54 48
								86	A	Richmond	64 53	262	A	Bethune-Cookman	61 54
								92	A	Drexel	45 42	271	A	Norfolk St.	66 71
												271	H	Norfolk St.	64 49
												281	A	South Carolina St.	88 53
												291	A	Morgan St.	78 44
												291	H	Morgan St.	63 43
												299	N	Bowling Green	64 53
												305	H	UMES	71 43
												305	N	UMES	50 52
												336	H	Coppin St.	69 44
												337	A	Florida A&M	80 52
												339	H	N.C. Central	75 36
												341	A	Howard	106 57
												341	H	Howard	80 61
												347	A	Delaware St.	78 63
												347	H	Delaware St.	74 61
LAST 12 Division I GAMES:															
				65	A	West Virginia	39 57	336	H	Coppin St.	69 44				
				92	A	Drexel	45 42	347	H	Delaware St.	74 61				
				305	N	UMES	50 52	291	A	Morgan St.	78 44				
				271	H	Norfolk St.	64 49	341	H	Howard	80 61				
				347	A	Delaware St.	78 63	305	H	UMES	71 43				
				341	A	Howard	106 57	271	A	Norfolk St.	66 71				

Non-Div I Games:

Hampton

■ Loss,
 ■ Non-Conf, S Site,
 ■ Home
 ■ Away
 N Neutral

Average RPI Win: 223	WON-LOST	WINNING	LAST 10	STRENGTH OF	OPP. STRENGTH	TEAM	ADJ.	CONF.	ADJ CONF.
Average RPI Loss: 121	RECORD	PCT. RANK	GAMES	SCHEDULE	OF SCHEDULE	RPI	RPI	RPI	RPI
DIV. I ONLY	16- 17	183	4- 6	91	222	145	145	23	23
DIV. I NON-CONF.	6- 8	195	0- 0	58	98	139	139	23	23
TOTALS	RPI 1-25	RPI 26-50	W-L RECORDS	RPI 51-100	RPI 101-150	RPI 150+			
16- 17	0- 2	0- 2	OVERALL	1- 5	2- 1	13- 7			
7- 6	0- 0	0- 1	HOME	0- 2	0- 1	7- 2			
6- 7	0- 0	0- 0	AWAY	0- 3	1- 0	5- 4			
3- 4	0- 2	0- 1	NEUTRAL	1- 0	1- 0	1- 1			
6- 8	0- 2	0- 2	NON-CONFERENCE	0- 0	2- 1	4- 3			
3- 2	0- 0	0- 1	HOME	0- 0	0- 1	3- 0			
2- 2	0- 0	0- 0	AWAY	0- 0	1- 0	1- 2			
1- 4	0- 2	0- 1	NEUTRAL	0- 0	1- 0	0- 1			
10- 9	0- 0	0- 0	CONFERENCE	1- 5	0- 0	9- 4			
4- 4	0- 0	0- 0	HOME	0- 2	0- 0	4- 2			
4- 5	0- 0	0- 0	AWAY	0- 3	0- 0	4- 2			
2- 0	0- 0	0- 0	NEUTRAL	1- 0	0- 0	1- 0			

RPI 1-25				RPI 26-50				RPI 51-100				RPI 101+ Team's RPI: 145			
RPI	S	Opponent	Score	RPI	S	Opponent	Score	RPI	S	Opponent	Score	RPI	S	Opponent	Score
7	N	Florida St.	59 69	30	H	Quinnipiac	58 70	80	A	Albany (NY)	58 82	124	H	Boston College	61 73
10	N	Princeton	51 64	36	N	Washington	70 81	80	A	Albany (NY)	75 84	125	N	Savannah St.	59 55
								80	H	Albany (NY)	50 65	138	A	Cornell	48 46
								97	A	Maine	45 63	153	A	Dartmouth	43 49
								97	H	Maine	57 68	155	N	Furman	43 53
								97	N	Maine	65 54	162	A	Central Conn. St.	75 63
												193	A	Stony Brook	60 58
												193	H	Stony Brook	56 49
												210	A	New Hampshire	50 55
												210	H	New Hampshire	63 65
												210	N	New Hampshire	58 42
												211	A	Lafayette	59 74
												218	H	Sacred Heart	68 63
												219	A	UMass Lowell	67 56
												219	H	UMass Lowell	62 65
												224	H	Penn St.	62 57
												261	A	UMBC	51 53
												261	H	UMBC	70 63
												269	H	Providence	57 54
												306	A	Vermont	62 46
												306	H	Vermont	60 49
												324	A	Binghamton	51 46
												324	H	Binghamton	59 44
LAST 12 Division I GAMES:															
				80	A	Albany (NY)	75 84	210	A	New Hampshire	50 55				
				97	N	Maine	65 54	219	H	UMass Lowell	62 65				
				210	N	New Hampshire	58 42	97	A	Maine	45 63				
				193	H	Stony Brook	56 49	324	A	Binghamton	51 46				
				80	H	Albany (NY)	50 65	306	H	Vermont	60 49				
				261	A	UMBC	51 53	193	A	Stony Brook	60 58				

Non-Div I Games:

Hartford

■ Loss,
 ■ Non-Conf,
 ■ S Site,
 ■ H Home
 ■ A Away
 N Neutral

Average RPI Win:	197	WON-LOST	WINNING	LAST 10	STRENGTH OF	OPP. STRENGTH	TEAM	ADJ.	CONF.	ADJ CONF.
Average RPI Loss:	106	RECORD	PCT. RANK	GAMES	SCHEDULE	OF SCHEDULE	RPI	RPI	RPI	RPI
DIV. I ONLY	14- 14	169	6- 4	74	101	123	123	8	8	
DIV. I NON-CONF.	7- 7	152	0- 0	115	115	143	143	10	10	
TOTALS	RPI 1-25	RPI 26-50	W-L RECORDS	RPI 51-100	RPI 101-150	RPI 150+				
14- 14	0- 5	1- 0	OVERALL	0- 4	4- 1	9- 4				
6- 6	0- 3	0- 0	HOME	0- 1	2- 0	4- 2				
5- 6	0- 2	0- 0	AWAY	0- 2	2- 0	3- 2				
3- 2	0- 0	1- 0	NEUTRAL	0- 1	0- 1	2- 0				
7- 7	0- 3	1- 0	NON-CONFERENCE	0- 2	0- 1	6- 1				
3- 2	0- 2	0- 0	HOME	0- 0	0- 0	3- 0				
1- 3	0- 1	0- 0	AWAY	0- 1	0- 0	1- 1				
3- 2	0- 0	1- 0	NEUTRAL	0- 1	0- 1	2- 0				
7- 7	0- 2	0- 0	CONFERENCE	0- 2	4- 0	3- 3				
3- 4	0- 1	0- 0	HOME	0- 1	2- 0	1- 2				
4- 3	0- 1	0- 0	AWAY	0- 1	2- 0	2- 1				
0- 0	0- 0	0- 0	NEUTRAL	0- 0	0- 0	0- 0				

RPI 1-25				RPI 26-50				RPI 51-100				RPI 101+ Team's RPI: 123			
RPI	S	Opponent	Score	RPI	S	Opponent	Score	RPI	S	Opponent	Score	RPI	S	Opponent	Score
1	A	Notre Dame	43 97	30	N	Quinnipiac	87 83	58	A	Penn	61 71	121	N	Louisiana Tech	64 83
10	A	Princeton	57 78					58	H	Penn	69 74	128	A	Yale	68 63
10	H	Princeton	46 96					97	A	Maine	46 65	128	H	Yale	65 55
18	H	FGCU	58 68					98	N	Temple	69 81	138	A	Cornell	61 57
22	H	Chattanooga	52 54									138	H	Cornell	60 54
												153	A	Dartmouth	75 69
												153	H	Dartmouth	61 76
												189	N	Holy Cross	79 76
												192	A	Massachusetts	75 62
												231	A	Brown	76 69
												231	H	Brown	80 83
												264	N	Lipscomb	84 63
												266	H	Colgate	68 53
												288	A	Columbia	43 59
												288	H	Columbia	82 81
												294	H	NJIT	66 54
												312	H	Northeastern	67 65
												322	A	Boston U.	62 63
LAST 12 Division I GAMES:															
231	A	Brown	76 69	138	A	Cornell	61 57								
128	A	Yale	68 63	288	A	Columbia	43 59								
288	H	Columbia	82 81	128	H	Yale	65 55								
138	H	Cornell	60 54	231	H	Brown	80 83								
10	A	Princeton	57 78	58	H	Penn	69 74								
58	A	Penn	61 71	10	H	Princeton	46 96								

Non-Div I Games:

Harvard

■ Loss,
■ Non-Conf,
■ S Site,
■ H Home
■ A Away
N Neutral

Average RPI Win:	210	WON-LOST	WINNING	LAST 10	STRENGTH OF	OPP. STRENGTH	TEAM	ADJ.	CONF.	ADJ CONF.
Average RPI Loss:	72	RECORD	PCT. RANK	GAMES	SCHEDULE	OF SCHEDULE	RPI	RPI	RPI	RPI
DIV. I ONLY	21- 9	51	8- 2	141	136	81	81	15	15	
DIV. I NON-CONF.	6- 6	152	0- 1	105	128	145	145	14	14	
TOTALS	RPI 1-25	RPI 26-50	W-L RECORDS	RPI 51-100	RPI 101-150	RPI 150+				
21- 9	0- 3	0- 0	OVERALL	2- 4	4- 1	15- 1				
11- 4	0- 3	0- 0	HOME	1- 1	2- 0	8- 0				
9- 4	0- 0	0- 0	AWAY	1- 2	2- 1	6- 1				
1- 1	0- 0	0- 0	NEUTRAL	0- 1	0- 0	1- 0				
6- 6	0- 3	0- 0	NON-CONFERENCE	1- 2	0- 1	5- 0				
3- 4	0- 3	0- 0	HOME	0- 1	0- 0	3- 0				
3- 2	0- 0	0- 0	AWAY	1- 1	0- 1	2- 0				
0- 0	0- 0	0- 0	NEUTRAL	0- 0	0- 0	0- 0				
15- 3	0- 0	0- 0	CONFERENCE	1- 2	4- 0	10- 1				
8- 0	0- 0	0- 0	HOME	1- 0	2- 0	5- 0				
6- 2	0- 0	0- 0	AWAY	0- 1	2- 0	4- 1				
1- 1	0- 0	0- 0	NEUTRAL	0- 1	0- 0	1- 0				

RPI 1-25				RPI 26-50				RPI 51-100 Team's RPI: 81				RPI 101+			
RPI	S	Opponent	Score	RPI	S	Opponent	Score	RPI	S	Opponent	Score	RPI	S	Opponent	Score
16	H	North Carolina	65 74					52	A	St. Mary's (CA)	88 92	113	A	Long Beach St.	47 46
17	H	Stanford	73 86					75	A	CSUN	46 53	113	H	Long Beach St.	72 64
24	H	California	72 79					75	H	CSUN	64 49	144	A	Bakersfield	69 78
								75	N	CSUN	60 67	148	A	UC Riverside	72 69
								82	H	Pacific	61 69	148	H	UC Riverside	69 58
								96	A	Colorado St.	63 58	156	A	UC Davis	58 53
												156	H	UC Davis	62 60
												167	A	Cal Poly	65 70
												167	H	Cal Poly	79 64
												214	A	Cal St. Fullerton	54 43
												214	H	Cal St. Fullerton	61 38
												214	N	Cal St. Fullerton	73 64
												237	H	UNLV	79 70
												251	H	Prairie View	72 58
												273	A	Loyola Marymount	85 76
												277	A	UC Irvine	85 50
												277	H	UC Irvine	75 37
												308	A	Denver	60 58
												311	H	UNCG	74 54
												332	A	UC Santa Barbara	60 36
												332	H	UC Santa Barbara	60 43
LAST 12 Division I GAMES:															
				52	A	St. Mary's (CA)	88 92	156	H	UC Davis	62 60				
				75	N	CSUN	60 67	277	H	UC Irvine	75 37				
				214	N	Cal St. Fullerton	73 64	214	A	Cal St. Fullerton	54 43				
				214	H	Cal St. Fullerton	61 38	148	A	UC Riverside	72 69				
				332	A	UC Santa Barbara	60 36	167	H	Cal Poly	79 64				
				113	A	Long Beach St.	47 46	332	H	UC Santa Barbara	60 43				

Non-Div I Games: BYU-Hawaii 92 40 Hawaii Pacific 76 68

Hawaii

Loss, Non-Conf, S Site, H Home A Away N Neutral

Average RPI Win:	274	WON-LOST	WINNING	LAST 10	STRENGTH OF	OPP. STRENGTH	TEAM	ADJ.	CONF.	ADJ CONF.
Average RPI Loss:	140	RECORD	PCT. RANK	GAMES	SCHEDULE	OF SCHEDULE	RPI	RPI	RPI	RPI
DIV. I ONLY	19- 12	96	6- 4	276	314	152	152	28	28	
DIV. I NON-CONF.	3- 5	216	0- 0	246	94	233	233	32	32	
TOTALS	RPI 1-25	RPI 26-50	W-L RECORDS	RPI 51-100	RPI 101-150	RPI 150+				
19- 12	0- 0	0- 1	OVERALL	0- 4	1- 2	18- 5				
12- 1	0- 0	0- 0	HOME	0- 1	1- 0	11- 0				
5- 10	0- 0	0- 0	AWAY	0- 0	0- 0	5- 1				
2- 1	0- 0	0- 0	NEUTRAL	0- 1	0- 0	2- 0				
3- 5	0- 0	0- 1	NON-CONFERENCE	0- 1	1- 2	2- 1				
3- 0	0- 0	0- 0	HOME	0- 0	1- 0	2- 0				
0- 5	0- 0	0- 1	AWAY	0- 1	0- 2	0- 1				
0- 0	0- 0	0- 0	NEUTRAL	0- 0	0- 0	0- 0				
16- 7	0- 0	0- 0	CONFERENCE	0- 3	0- 0	16- 4				
9- 1	0- 0	0- 0	HOME	0- 1	0- 0	9- 0				
5- 5	0- 0	0- 0	AWAY	0- 1	0- 0	5- 4				
2- 1	0- 0	0- 0	NEUTRAL	0- 1	0- 0	2- 0				

RPI S	Opponent	Score	RPI S	Opponent	Score	RPI S	Opponent	Score	RPI S	Opponent	Score	Team's RPI: 152
			41 A	Nebraska	57 83	64 A	Liberty	47 64	107 H	Elon	87 71	
						64 H	Liberty	41 58	120 A	East Tenn. St.	76 84	
						64 N	Liberty	64 74	141 A	VCU	59 81	
						68 A	North Carolina St.	62 66	196 H	William & Mary	87 80	
									199 A	Winthrop	74 91	
									199 H	Winthrop	81 55	
									206 A	Campbell	61 64	
									206 H	Campbell	79 59	
									207 A	Radford	58 61	
									207 H	Radford	83 63	
									242 A	Presbyterian	59 78	
									242 H	Presbyterian	54 49	
									242 N	Presbyterian	75 62	
									265 A	Davidson	57 76	
									279 A	Gardner-Webb	74 58	
									279 H	Gardner-Webb	72 57	
									279 N	Gardner-Webb	56 53	
									307 A	UNC Asheville	67 50	
									307 H	UNC Asheville	57 54	
									311 H	UNCG	78 67	
									335 A	Coastal Caro.	79 64	
									335 H	Coastal Caro.	73 65	
									343 A	Longwood	77 63	
									343 H	Longwood	81 60	
									348 A	Charleston So.	77 44	
									348 H	Charleston So.	92 60	
LAST 12 Division I GAMES:												
			64 N	Liberty	64 74	206 A	Campbell	61 64				
			279 N	Gardner-Webb	56 53	199 A	Winthrop	74 91				
			242 N	Presbyterian	75 62	348 H	Charleston So.	92 60				
			207 H	Radford	83 63	242 A	Presbyterian	59 78				
			279 A	Gardner-Webb	74 58	343 A	Longwood	77 63				
			307 H	UNC Asheville	57 54	64 H	Liberty	41 58				

Non-Div I Games: Brevard 72 65

High Point

■ Loss,
 ■ Non-Conf,
 ■ S Site,
 ■ Home
 ■ A Away
 N Neutral

Average RPI Win:	201	WON-LOST	WINNING	LAST 10	STRENGTH OF	OPP. STRENGTH	TEAM	ADJ.	CONF.	ADJ CONF.
Average RPI Loss:	123	RECORD	PCT. RANK	GAMES	SCHEDULE	OF SCHEDULE	RPI	RPI	RPI	RPI
DIV. I ONLY	20- 13	102	6- 4	119	150	100	100	16	16	
DIV. I NON-CONF.	7- 5	132	0- 1	76	202	79	79	11	11	
TOTALS	RPI 1-25	RPI 26-50	W-L RECORDS	RPI 51-100	RPI 101-150	RPI 150+				
20- 13	0- 0	1- 3	OVERALL	2- 3	3- 1	14- 6				
8- 6	0- 0	0- 2	HOME	0- 1	1- 1	7- 2				
10- 6	0- 0	1- 0	AWAY	2- 2	2- 0	5- 4				
2- 1	0- 0	0- 1	NEUTRAL	0- 0	0- 0	2- 0				
7- 5	0- 0	0- 1	NON-CONFERENCE	1- 2	2- 0	4- 2				
3- 2	0- 0	0- 1	HOME	0- 0	1- 0	2- 1				
4- 3	0- 0	0- 0	AWAY	1- 2	1- 0	2- 1				
0- 0	0- 0	0- 0	NEUTRAL	0- 0	0- 0	0- 0				
13- 8	0- 0	1- 2	CONFERENCE	1- 1	1- 1	10- 4				
5- 4	0- 0	0- 1	HOME	0- 1	0- 1	5- 1				
6- 3	0- 0	1- 0	AWAY	1- 0	1- 0	3- 3				
2- 1	0- 0	0- 1	NEUTRAL	0- 0	0- 0	2- 0				

RPI S	Opponent	Score	RPI S	Opponent	Score	RPI S	Opponent	Score	RPI S	Opponent	Score
29	H Western Ky.	65 70	31	A James Madison	63 62	58	A Penn	58 65	107	A Elon	55 53
31	H James Madison	68 77	31	N James Madison	56 62	73	A Fordham	46 60	107	H Elon	58 64
						80	A Albany (NY)	65 55	124	A Boston College	75 61
						92	A Drexel	53 52	135	H UNI	61 58
						92	H Drexel	56 63	162	H Central Conn. St.	66 71
									178	H Fairfield	66 53
									194	A Delaware	53 64
									194	H Delaware	62 73
									194	N Delaware	45 42
									196	A William & Mary	56 57
									196	H William & Mary	52 46
									196	N William & Mary	64 51
									201	A Virginia Tech	43 60
									202	H Robert Morris	71 51
									230	A UNCW	75 76
									230	H UNCW	71 57
									245	A Towson	58 42
									245	H Towson	62 48
									271	A Norfolk St.	64 47
									289	A Col. of Charleston	69 57
									289	H Col. of Charleston	78 53
									294	A NJIT	62 47
									312	A Northeastern	66 45
									312	H Northeastern	85 83

LAST 12 Division I GAMES:											
58	A Penn	58 65	31	A James Madison	63 62						
31	N James Madison	56 62	245	H Towson	62 48						
194	N Delaware	45 42	107	A Elon	55 53						
196	N William & Mary	64 51	289	A Col. of Charleston	69 57						
230	A UNCW	75 76	196	H William & Mary	52 46						
107	H Elon	58 64	31	H James Madison	68 77						

Non-Div I Games:

Hofstra

■ Loss,
 ■ Non-Conf,
 ■ S Site,
 ■ Home
 ■ A Away
 N Neutral

Holy Cross

Through Games Of April 7, 2015

Average RPI Win:	219	WON-LOST	WINNING	LAST 10	STRENGTH OF	OPP. STRENGTH	TEAM	ADJ.	CONF.	ADJ CONF.
Average RPI Loss:	137	RECORD	PCT. RANK	GAMES	SCHEDULE	OF SCHEDULE	RPI	RPI	RPI	RPI
DIV. I ONLY	15- 17	195	7- 3	171	166	189	189	18	18	
DIV. I NON-CONF.	4- 9	246	0- 0	180	118	239	239	20	20	
TOTALS	RPI 1-25	RPI 26-50	W-L RECORDS	RPI 51-100	RPI 101-150	RPI 150+				
15- 17	0- 1	1- 2	OVERALL	0- 0	1- 8	13- 6				
6- 7	0- 0	0- 1	HOME	0- 0	1- 3	5- 3				
7- 7	0- 1	1- 0	AWAY	0- 0	0- 3	6- 3				
2- 3	0- 0	0- 1	NEUTRAL	0- 0	0- 2	2- 0				
4- 9	0- 1	0- 1	NON-CONFERENCE	0- 0	1- 3	3- 4				
2- 1	0- 0	0- 0	HOME	0- 0	1- 0	1- 1				
0- 5	0- 1	0- 0	AWAY	0- 0	0- 1	0- 3				
2- 3	0- 0	0- 1	NEUTRAL	0- 0	0- 2	2- 0				
11- 8	0- 0	1- 1	CONFERENCE	0- 0	0- 5	10- 2				
4- 6	0- 0	0- 1	HOME	0- 0	0- 3	4- 2				
7- 2	0- 0	1- 0	AWAY	0- 0	0- 2	6- 0				
0- 0	0- 0	0- 0	NEUTRAL	0- 0	0- 0	0- 0				

RPI S	Opponent	Score	RPI S	Opponent	Score	RPI S	Opponent	Score	RPI S	Opponent	Score	Team's RPI: 189
1	A Notre Dame	29 104	30	N Quinnipiac	67 74				101	A Army	53 67	
			49	A American	67 61				101	H Army	51 53	
			49	H American	63 74				103	N Western Mich.	40 51	
									106	A Lehigh	58 71	
									106	H Lehigh	62 75	
									106	H Lehigh	60 66	
									123	N Harvard	76 79	
									124	H Boston College	80 64	
									128	A Yale	70 83	
									153	A Dartmouth	53 69	
									157	A Bryant	68 74	
									160	A Bucknell	53 52	
									160	H Bucknell	69 61	
									192	A Massachusetts	61 72	
									197	A Navy	60 44	
									197	H Navy	48 44	
									211	A Lafayette	64 46	
									211	H Lafayette	59 53	
									219	H UMass Lowell	78 63	
									266	A Colgate	68 62	
									266	H Colgate	71 76	
									271	N Norfolk St.	63 62	
									286	A Loyola Maryland	65 37	
									286	H Loyola Maryland	51 57	
									296	N Georgetown	73 69	
									321	H Manhattan	60 66	
LAST 12 Division I GAMES:												
106	H Lehigh	62 75	101	H Army	51 53							
322	H Boston U.	76 62	160	H Bucknell	69 61							
286	A Loyola Maryland	65 37	266	A Colgate	68 62							
197	H Navy	48 44	49	A American	67 61							
211	H Lafayette	59 53	286	H Loyola Maryland	51 57							
106	A Lehigh	58 71	197	A Navy	60 44							

Non-Div I Games:

Holy Cross

Loss, Non-Conf, S Site, H Home A Away N Neutral

RPI	S	Opponent	Score
322	A	Boston U.	71 48
322	H	Boston U.	76 62

H
o
l
y
C
r
o
s
s

H
o
l
y
C
r
o
s
s

Holy Cross

Average RPI Win: 251	WON-LOST	WINNING	LAST 10	STRENGTH OF	OPP. STRENGTH	TEAM	ADJ.	CONF.	ADJ CONF.
Average RPI Loss: 144	RECORD	PCT. RANK	GAMES	SCHEDULE	OF SCHEDULE	RPI	RPI	RPI	RPI
DIV. I ONLY	6- 24	314	0- 10	221	111	283	283	7	7
DIV. I NON-CONF.	5- 6	179	0- 0	263	283	218	218	7	7
TOTALS	RPI 1-25	RPI 26-50	W-L RECORDS	RPI 51-100	RPI 101-150	RPI 150+			
6- 24	0- 1	0- 3	OVERALL	0- 7	0- 3	6- 10			
1- 11	0- 0	0- 1	HOME	0- 3	0- 1	1- 6			
3- 10	0- 1	0- 1	AWAY	0- 3	0- 2	3- 3			
2- 3	0- 0	0- 1	NEUTRAL	0- 1	0- 0	2- 1			
5- 6	0- 0	0- 2	NON-CONFERENCE	0- 0	0- 1	5- 3			
1- 2	0- 0	0- 0	HOME	0- 0	0- 0	1- 2			
2- 2	0- 0	0- 1	AWAY	0- 0	0- 1	2- 0			
2- 2	0- 0	0- 1	NEUTRAL	0- 0	0- 0	2- 1			
1- 18	0- 1	0- 1	CONFERENCE	0- 7	0- 2	1- 7			
0- 9	0- 0	0- 1	HOME	0- 3	0- 1	0- 4			
1- 8	0- 1	0- 0	AWAY	0- 3	0- 1	1- 3			
0- 1	0- 0	0- 0	NEUTRAL	0- 1	0- 0	0- 0			

RPI 1-25				RPI 26-50				RPI 51-100				RPI 101+ Team's RPI: 283			
RPI	S	Opponent	Score	RPI	S	Opponent	Score	RPI	S	Opponent	Score	RPI	S	Opponent	Score
2	A	UConn	26 85	27	H	South Fla.	55 71	51	A	Tulane	40 70	116	A	Tulsa	52 74
				31	N	James Madison	60 84	51	H	Tulane	46 63	116	H	Tulsa	51 67
				34	A	Texas A&M	55 94	51	N	Tulane	39 64	132	A	Texas Tech	54 60
								74	A	East Carolina	56 79	181	N	UTSA	56 53
								74	H	East Carolina	46 87	185	A	Memphis	49 84
								98	A	Temple	60 72	185	H	Memphis	58 64
								98	H	Temple	45 56	215	N	Nicholls St.	65 47
												239	N	Idaho St.	67 73
												250	A	Cincinnati	66 69
												250	H	Cincinnati	73 76
												251	H	Prairie View	56 61
												252	A	SMU	63 45
												252	H	SMU	51 68
												257	A	A&M-Corpus Christi	68 66
												270	H	Rice	59 58
												272	A	UCF	38 59
												272	H	UCF	50 64
												328	A	North Texas	46 42
												340	H	Incarinate Word	48 50
LAST 12 Division I GAMES:															
				51	N	Tulane	39 64	185	H	Memphis	58 64				
				98	H	Temple	45 56	116	H	Tulsa	51 67				
				272	A	UCF	38 59	74	A	East Carolina	56 79				
				252	H	SMU	51 68	250	A	Cincinnati	66 69				
				2	A	UConn	26 85	51	H	Tulane	46 63				
				98	A	Temple	60 72	185	A	Memphis	49 84				

Non-Div I Games:

Houston

■ Loss,
 ■ Non-Conf,
 S Site,
 ■ Home
 ■ Away
 N Neutral

Houston Baptist

Through Games Of April 7, 2015

Average RPI Win:	254	WON-LOST	WINNING	LAST 10	STRENGTH OF	OPP. STRENGTH	TEAM	ADJ.	CONF.	ADJ CONF.
Average RPI Loss:	199	RECORD	PCT. RANK	GAMES	SCHEDULE	OF SCHEDULE	RPI	RPI	RPI	RPI
DIV. I ONLY	11- 18	246	6- 4	261	320	255	255	27	27	
DIV. I NON-CONF.	2- 5	258	0- 0	154	170	186	186	27	27	
TOTALS	RPI 1-25	RPI 26-50	W-L RECORDS	RPI 51-100	RPI 101-150	RPI 150+				
11- 18	0- 0	0- 0	OVERALL	0- 1	2- 3	9- 14				
5- 5	0- 0	0- 0	HOME	0- 0	0- 1	5- 4				
3- 12	0- 0	0- 0	AWAY	0- 1	1- 2	2- 9				
3- 1	0- 0	0- 0	NEUTRAL	0- 0	1- 0	2- 1				
2- 5	0- 0	0- 0	NON-CONFERENCE	0- 1	1- 1	1- 3				
0- 1	0- 0	0- 0	HOME	0- 0	0- 0	0- 1				
2- 4	0- 0	0- 0	AWAY	0- 1	1- 1	1- 2				
0- 0	0- 0	0- 0	NEUTRAL	0- 0	0- 0	0- 0				
9- 13	0- 0	0- 0	CONFERENCE	0- 0	1- 2	8- 11				
5- 4	0- 0	0- 0	HOME	0- 0	0- 1	5- 3				
1- 8	0- 0	0- 0	AWAY	0- 0	0- 1	1- 7				
3- 1	0- 0	0- 0	NEUTRAL	0- 0	1- 0	2- 1				

RPI S	Opponent	Score	RPI S	Opponent	Score	RPI S	Opponent	Score	RPI S	Opponent	Score	Team's RPI: 255
						69	A TCU	64 87	132	A Texas Tech	59 60	
									142	A Stephen F. Austin	67 72	
									142	H Stephen F. Austin	57 69	
									142	N Stephen F. Austin	88 81	
									149	A Texas St.	61 56	
									161	A Texas-Arlington	73 83	
									176	H Northwestern St.	68 78	
									176	N Northwestern St.	50 58	
									177	H Texas Southern	80 92	
									188	A Tex.-Pan American	72 75	
									198	A Lamar	62 79	
									198	H Lamar	64 80	
									212	A McNeese St.	57 60	
									212	N McNeese St.	70 68	
									215	A Nicholls St.	58 70	
									244	A UTEP	87 77	
									253	H Central Ark.	58 37	
									256	A Abilene Christian	53 68	
									256	H Abilene Christian	50 53	
									257	A A&M-Corpus Christi	48 73	
									257	H A&M-Corpus Christi	59 54	
									257	N A&M-Corpus Christi	49 48	
									295	A Sam Houston St.	67 74	
									295	H Sam Houston St.	66 61	
									300	H New Orleans	63 45	
									327	A Southeastern La.	59 67	
LAST 12 Division I GAMES:												
			176	N Northwestern St.	50 58	142	H Stephen F. Austin	57 69				
			142	N Stephen F. Austin	88 81	256	A Abilene Christian	53 68				
			257	N A&M-Corpus Christi	49 48	340	H Incarnate Word	67 64				
			212	N McNeese St.	70 68	295	H Sam Houston St.	66 61				
			340	A Incarnate Word	81 71	198	A Lamar	62 79				
			257	A A&M-Corpus Christi	48 73	142	A Stephen F. Austin	67 72				

Non-Div I Games: McMurry 69 49 Arlington Baptist 92 62 Huston-Tillotson 86 36 S'western Assemblies 85 57
Houston Baptist

Loss, Non-Conf, S Site, H Home A Away N Neutral

H
o
u
s
t
o
n
B
a
p
t
i
s
t

RPI S Houston Baptist
Opponent Score

Through Games Of April 7, 2015

RPI	S	Opponent	Score	
340	A	Incarnate Word	81	71
340	H	Incarnate Word	67	64

H
o
u
s
t
o
n
B
a
p
t
i
s
t

Houston Baptist

Average RPI Win:	315	WON-LOST	WINNING	LAST 10	STRENGTH OF	OPP. STRENGTH	TEAM	ADJ.	CONF.	ADJ CONF.
Average RPI Loss:	195	RECORD	PCT. RANK	GAMES	SCHEDULE	OF SCHEDULE	RPI	RPI	RPI	RPI
DIV. I ONLY	4- 27	337	1- 9	269	316	341	341	31	31	
DIV. I NON-CONF.	0- 13	339	0- 0	113	127	317	317	29	29	
TOTALS	RPI 1-25	RPI 26-50	W-L RECORDS	RPI 51-100	RPI 101-150	RPI 150+				
4- 27	0- 1	0- 1	OVERALL	0- 3	0- 6	4- 16				
3- 8	0- 0	0- 1	HOME	0- 1	0- 1	3- 5				
0- 16	0- 0	0- 0	AWAY	0- 0	0- 0	0- 1				
1- 3	0- 0	0- 0	NEUTRAL	0- 0	0- 0	1- 3				
0- 13	0- 1	0- 1	NON-CONFERENCE	0- 3	0- 3	0- 5				
0- 3	0- 0	0- 1	HOME	0- 1	0- 0	0- 1				
0- 8	0- 1	0- 0	AWAY	0- 2	0- 3	0- 2				
0- 2	0- 0	0- 0	NEUTRAL	0- 0	0- 0	0- 2				
4- 14	0- 0	0- 0	CONFERENCE	0- 0	0- 3	4- 11				
3- 5	0- 0	0- 0	HOME	0- 0	0- 1	3- 4				
0- 8	0- 0	0- 0	AWAY	0- 0	0- 2	0- 6				
1- 1	0- 0	0- 0	NEUTRAL	0- 0	0- 0	1- 1				

RPI 1-25				RPI 26-50				RPI 51-100				RPI 101+ Team's RPI: 341			
RPI	S	Opponent	Score	RPI	S	Opponent	Score	RPI	S	Opponent	Score	RPI	S	Opponent	Score
16	A	North Carolina	49 83	44	H	Duquesne	63 89	52	A	St. Mary's (CA)	55 80	108	A	Hampton	61 80
								59	A	Iowa St.	44 90	108	H	Hampton	57 106
								98	H	Temple	48 78	112	A	Virginia	53 74
												119	A	Old Dominion	54 75
												125	A	Savannah St.	59 70
												138	A	Cornell	56 75
												170	H	N.C. A&T	69 80
												184	A	La Salle	64 65
												210	H	New Hampshire	68 78
												213	N	Wyoming	53 67
												231	N	Brown	68 80
												262	A	Bethune-Cookman	53 61
												271	A	Norfolk St.	71 90
												271	H	Norfolk St.	60 63
												271	N	Norfolk St.	55 67
												281	A	South Carolina St.	64 78
												281	N	South Carolina St.	70 57
												291	H	Morgan St.	64 77
												305	A	UMES	54 61
												305	H	UMES	92 90
												309	A	LIU Brooklyn	74 83
												336	A	Coppin St.	61 75
												336	H	Coppin St.	68 66
												337	A	Florida A&M	51 65
												339	H	N.C. Central	70 65
												347	H	Delaware St.	50 58
LAST 12 Division I GAMES:															
				271	N	Norfolk St.	55 67	305	A	UMES	54 61				
				281	N	South Carolina St.	70 57	336	A	Coppin St.	61 75				
				271	H	Norfolk St.	60 63	108	A	Hampton	61 80				
				108	H	Hampton	57 106	271	A	Norfolk St.	71 90				
				281	A	South Carolina St.	64 78	305	H	UMES	92 90				
				125	A	Savannah St.	59 70	291	H	Morgan St.	64 77				

Non-Div I Games:

Howard

■ Loss,
 ■ Non-Conf,
 ■ S Site,
 ■ H Home
 ■ A Away
 N Neutral

IPFW				Through Games Of April 7, 2015						
Average RPI Win:	250	WON-LOST	WINNING	LAST 10	STRENGTH OF	OPP. STRENGTH	TEAM	ADJ.	CONF.	ADJ CONF.
Average RPI Loss:	183	RECORD	PCT. RANK	GAMES	SCHEDULE	OF SCHEDULE	RPI	RPI	RPI	RPI
DIV. I ONLY	7- 21	296	2- 8	290	259	314	314	24	24	
DIV. I NON-CONF.	4- 7	222	0- 0	335	269	305	305	25	25	
TOTALS	RPI 1-25	RPI 26-50	W-L RECORDS	RPI 51-100	RPI 101-150	RPI 150+				
7- 21	0- 0	0- 2	OVERALL	0- 4	2- 2	5- 13				
5- 8	0- 0	0- 1	HOME	0- 1	2- 0	3- 6				
2- 12	0- 0	0- 1	AWAY	0- 2	0- 2	2- 7				
0- 1	0- 0	0- 0	NEUTRAL	0- 1	0- 0	0- 0				
4- 7	0- 0	0- 0	NON-CONFERENCE	0- 1	1- 1	3- 5				
3- 2	0- 0	0- 0	HOME	0- 0	1- 0	2- 2				
1- 5	0- 0	0- 0	AWAY	0- 1	0- 1	1- 3				
0- 0	0- 0	0- 0	NEUTRAL	0- 0	0- 0	0- 0				
3- 14	0- 0	0- 2	CONFERENCE	0- 3	1- 1	2- 8				
2- 6	0- 0	0- 1	HOME	0- 1	1- 0	1- 4				
1- 7	0- 0	0- 1	AWAY	0- 1	0- 1	1- 4				
0- 1	0- 0	0- 0	NEUTRAL	0- 1	0- 0	0- 0				

RPI 1-25				RPI 26-50				RPI 51-100				RPI 101+				Team's RPI: 314
RPI	S	Opponent	Score	RPI	S	Opponent	Score	RPI	S	Opponent	Score	RPI	S	Opponent	Score	
				48	A	South Dakota St.	68 89	65	A	West Virginia	48 82	109	A	Illinois	63 70	
				48	H	South Dakota St.	64 65	76	A	South Dakota	80 91	130	A	Oral Roberts	56 84	
								76	H	South Dakota	72 73	130	H	Oral Roberts	73 63	
								76	N	South Dakota	70 78	143	H	Northern Ky.	65 59	
												164	A	Indiana	37 80	
												217	A	IUPUI	68 78	
												217	H	IUPUI	68 78	
												222	A	USC Upstate	73 85	
												226	H	Detroit	74 81	
												232	A	Western Ill.	55 59	
												232	H	Western Ill.	85 98	
												241	H	Oakland	84 92	
												248	H	Evansville	77 59	
												268	A	North Dakota St.	60 81	
												268	H	North Dakota St.	66 72	
												282	H	Milwaukee	78 72	
												293	A	Omaha	61 70	
												293	H	Omaha	70 59	
												308	A	Denver	68 51	
												308	H	Denver	75 82	
												335	A	Coastal Caro.	63 90	
												344	A	Chicago St.	79 62	
LAST 12 Division I GAMES:																
				76	N	South Dakota	70 78	48	A	South Dakota St.	68 89					
				130	A	Oral Roberts	56 84	76	A	South Dakota	80 91					
				293	A	Omaha	61 70	232	A	Western Ill.	55 59					
				268	H	North Dakota St.	66 72	293	H	Omaha	70 59					
				308	A	Denver	68 51	308	H	Denver	75 82					
				217	H	IUPUI	68 78	76	H	South Dakota	72 73					

Non-Div I Games: Grace (IN) 90 51 Trine 99 61

IPFW

■ Loss,
 ■ Non-Conf,
 ■ S Site,
 ■ Home
 ■ A Away
 N Neutral

Average RPI Win:	232	WON-LOST	WINNING	LAST 10	STRENGTH OF	OPP. STRENGTH	TEAM	ADJ.	CONF.	ADJ CONF.
Average RPI Loss:	150	RECORD	PCT. RANK	GAMES	SCHEDULE	OF SCHEDULE	RPI	RPI	RPI	RPI
DIV. I ONLY	13- 16	212	6- 4	155	267	217	217	24	24	
DIV. I NON-CONF.	3- 8	262	0- 0	125	232	263	263	25	25	
TOTALS	RPI 1-25	RPI 26-50	W-L RECORDS	RPI 51-100	RPI 101-150	RPI 150+				
13- 16	0- 1	1- 1	OVERALL	1- 3	1- 3	10- 8				
10- 3	0- 1	1- 0	HOME	1- 0	1- 0	7- 2				
2- 10	0- 0	0- 1	AWAY	0- 2	0- 3	2- 3				
1- 3	0- 0	0- 0	NEUTRAL	0- 1	0- 0	1- 2				
3- 8	0- 1	0- 0	NON-CONFERENCE	0- 1	0- 2	3- 4				
3- 2	0- 1	0- 0	HOME	0- 0	0- 0	3- 1				
0- 4	0- 0	0- 0	AWAY	0- 1	0- 2	0- 1				
0- 2	0- 0	0- 0	NEUTRAL	0- 0	0- 0	0- 2				
10- 8	0- 0	1- 1	CONFERENCE	1- 2	1- 1	7- 4				
7- 1	0- 0	1- 0	HOME	1- 0	1- 0	4- 1				
2- 6	0- 0	0- 1	AWAY	0- 1	0- 1	2- 3				
1- 1	0- 0	0- 0	NEUTRAL	0- 1	0- 0	1- 0				

RPI 1-25				RPI 26-50				RPI 51-100				RPI 101+				Team's RPI: 217	
RPI	S	Opponent	Score	RPI	S	Opponent	Score	RPI	S	Opponent	Score	RPI	S	Opponent	Score		
8	H	Louisville	69 89	48	A	South Dakota St.	53 82	76	A	South Dakota	53 69	126	A	Missouri St.	58 68		
				48	H	South Dakota St.	68 67	76	H	South Dakota	68 43	130	A	Oral Roberts	72 84		
								76	N	South Dakota	58 69	130	H	Oral Roberts	85 52		
								79	A	Michigan St.	45 64	143	A	Northern Ky.	43 57		
												164	A	Indiana	55 68		
												169	N	Montana St.	74 80		
												177	N	Texas Southern	61 71		
												179	H	SIUE	87 76		
												186	H	Indiana St.	60 61		
												232	A	Western Ill.	62 73		
												232	H	Western Ill.	62 69		
												232	N	Western Ill.	66 59		
												248	H	Evansville	62 50		
												268	A	North Dakota St.	63 68		
												268	H	North Dakota St.	76 65		
												293	A	Omaha	49 66		
												293	H	Omaha	68 49		
												302	H	Eastern Ill.	66 44		
												308	A	Denver	68 64		
												308	H	Denver	71 54		
												314	A	IPFW	78 68		
												314	H	IPFW	78 68		
LAST 12 Division I GAMES:																	
				76	N	South Dakota	58 69	232	H	Western Ill.	62 69						
				232	N	Western Ill.	66 59	314	A	IPFW	78 68						
				48	A	South Dakota St.	53 82	308	A	Denver	68 64						
				76	A	South Dakota	53 69	293	H	Omaha	68 49						
				130	H	Oral Roberts	85 52	232	A	Western Ill.	62 73						
				268	H	North Dakota St.	76 65	76	H	South Dakota	68 43						

Non-Div I Games: Ind.-Southeast 95 45 Ind.-Kokomo 102 44

IUPUI

Loss, Non-Conf, S Site, H Home A Away N Neutral

Idaho

Through Games Of April 7, 2015

Average RPI Win:	265	WON-LOST	WINNING	LAST 10	STRENGTH OF	OPP. STRENGTH	TEAM	ADJ.	CONF.	ADJ CONF.
Average RPI Loss:	112	RECORD	PCT. RANK	GAMES	SCHEDULE	OF SCHEDULE	RPI	RPI	RPI	RPI
DIV. I ONLY	12- 15	216	5- 5	184	210	190	190	19	19	
DIV. I NON-CONF.	4- 5	187	0- 0	91	217	98	98	17	17	
TOTALS	RPI 1-25	RPI 26-50	W-L RECORDS	RPI 51-100	RPI 101-150	RPI 150+				
12- 15	0- 2	0- 0	OVERALL	0- 4	1- 5	11- 4				
6- 4	0- 0	0- 0	HOME	0- 2	1- 1	5- 1				
5- 11	0- 2	0- 0	AWAY	0- 2	0- 4	5- 3				
1- 0	0- 0	0- 0	NEUTRAL	0- 0	0- 0	1- 0				
4- 5	0- 2	0- 0	NON-CONFERENCE	0- 2	0- 1	4- 0				
0- 1	0- 0	0- 0	HOME	0- 1	0- 0	0- 0				
3- 4	0- 2	0- 0	AWAY	0- 1	0- 1	3- 0				
1- 0	0- 0	0- 0	NEUTRAL	0- 0	0- 0	1- 0				
8- 10	0- 0	0- 0	CONFERENCE	0- 2	1- 4	7- 4				
6- 3	0- 0	0- 0	HOME	0- 1	1- 1	5- 1				
2- 7	0- 0	0- 0	AWAY	0- 1	0- 3	2- 3				
0- 0	0- 0	0- 0	NEUTRAL	0- 0	0- 0	0- 0				

RPI 1-25				RPI 26-50				RPI 51-100				RPI 101+ Team's RPI: 190			
RPI	S	Opponent	Score	RPI	S	Opponent	Score	RPI	S	Opponent	Score	RPI	S	Opponent	Score
5	A	Baylor	70 88					65	H	San Diego	52 58	102	A	Northern Colo.	52 70
20	A	Oregon St.	53 75					75	A	CSUN	50 67	117	A	Sacramento St.	84 92
								83	A	Montana	68 81	117	H	Sacramento St.	89 107
								83	H	Montana	74 87	122	A	Eastern Wash.	65 71
												122	H	Eastern Wash.	71 58
												134	A	Toledo	67 80
												169	A	Montana St.	62 71
												169	H	Montana St.	65 76
												180	A	North Dakota	62 68
												213	A	Wyoming	77 66
												239	A	Idaho St.	50 71
												239	H	Idaho St.	77 53
												254	H	Southern Utah	76 49
												258	A	Weber St.	67 60
												258	H	Weber St.	71 42
												267	H	Northern Ariz.	78 43
												303	A	Seattle	65 50
												310	A	Portland St.	69 49
												310	H	Portland St.	77 49
												318	N	Southeast Mo. St.	78 62
												332	A	UC Santa Barbara	47 44
LAST 12 Division I GAMES:															
239	H	Idaho St.	77 53	117	A	Sacramento St.	84 92								
258	H	Weber St.	71 42	310	A	Portland St.	69 49								
169	A	Montana St.	62 71	83	H	Montana	74 87								
83	A	Montana	68 81	169	H	Montana St.	65 76								
254	H	Southern Utah	76 49	122	H	Eastern Wash.	71 58								
267	H	Northern Ariz.	78 43	102	A	Northern Colo.	52 70								

Non-Div I Games: Multnomah 104 19 Lewis-Clark St. 74 48

Idaho

Loss, Non-Conf, S Site, H Home A Away N Neutral

Average RPI Win: 233	WON-LOST	WINNING	LAST 10	STRENGTH OF	OPP. STRENGTH	TEAM	ADJ.	CONF.	ADJ CONF.
Average RPI Loss: 154	RECORD	PCT. RANK	GAMES	SCHEDULE	OF SCHEDULE	RPI	RPI	RPI	RPI
DIV. I ONLY	11- 17	242	3- 7	234	228	239	239	19	19
DIV. I NON-CONF.	3- 6	231	0- 0	272	204	263	263	17	17
TOTALS	RPI 1-25	RPI 26-50	W-L RECORDS	RPI 51-100	RPI 101-150	RPI 150+			
11- 17	0- 0	0- 1	OVERALL	0- 4	1- 5	10- 7			
7- 5	0- 0	0- 0	HOME	0- 1	1- 3	6- 1			
3- 11	0- 0	0- 1	AWAY	0- 3	0- 2	3- 5			
1- 1	0- 0	0- 0	NEUTRAL	0- 0	0- 0	1- 1			
3- 6	0- 0	0- 1	NON-CONFERENCE	0- 1	0- 2	3- 2			
1- 2	0- 0	0- 0	HOME	0- 0	0- 2	1- 0			
1- 3	0- 0	0- 1	AWAY	0- 1	0- 0	1- 1			
1- 1	0- 0	0- 0	NEUTRAL	0- 0	0- 0	1- 1			
8- 11	0- 0	0- 0	CONFERENCE	0- 3	1- 3	7- 5			
6- 3	0- 0	0- 0	HOME	0- 1	1- 1	5- 1			
2- 8	0- 0	0- 0	AWAY	0- 2	0- 2	2- 4			
0- 0	0- 0	0- 0	NEUTRAL	0- 0	0- 0	0- 0			

RPI 1-25				RPI 26-50				RPI 51-100				RPI 101+				Team's RPI: 239	
RPI	S	Opponent	Score	RPI	S	Opponent	Score	RPI	S	Opponent	Score	RPI	S	Opponent	Score		
				33	A	Gonzaga	63 88	78	A	Washington St.	34 84	102	H	Northern Colo.	70 61		
								83	A	Montana	67 69	105	H	Drake	66 80		
								83	A	Montana	65 77	111	H	Boise St.	62 86		
								83	H	Montana	51 69	117	A	Sacramento St.	53 84		
												122	A	Eastern Wash.	58 62		
												122	H	Eastern Wash.	75 88		
												169	A	Montana St.	65 62		
												169	H	Montana St.	87 74		
												180	H	North Dakota	75 69		
												190	A	Idaho	53 77		
												190	H	Idaho	71 50		
												225	N	San Diego St.	53 68		
												236	A	Utah	40 59		
												254	A	Southern Utah	75 76		
												254	H	Southern Utah	61 68		
												258	A	Weber St.	57 63		
												258	H	Weber St.	63 56		
												267	A	Northern Ariz.	47 64		
												267	H	Northern Ariz.	69 68		
												283	N	Houston	73 67		
												303	A	Seattle	63 55		
												310	A	Portland St.	65 53		
												330	H	Utah Valley	68 67		
LAST 12 Division I GAMES:																	
				83	A	Montana	67 69	254	A	Southern Utah	75 76						
				190	A	Idaho	53 77	267	A	Northern Ariz.	47 64						
				122	A	Eastern Wash.	58 62	258	A	Weber St.	57 63						
				258	H	Weber St.	63 56	180	H	North Dakota	75 69						
				169	H	Montana St.	87 74	102	H	Northern Colo.	70 61						
				83	H	Montana	51 69	310	A	Portland St.	65 53						

Non-Div I Games: Col. of Idaho 81 48 Northwest Nazarene 88 69

Idaho St.

■ Loss,
 ■ Non-Conf,
 ■ S Site,
 ■ Home
 ■ A Away
 N Neutral

Ill.-Chicago

Through Games Of April 7, 2015

Average RPI Win:	261	WON-LOST	WINNING	LAST 10	STRENGTH OF	OPP. STRENGTH	TEAM	ADJ.	CONF.	ADJ CONF.
Average RPI Loss:	113	RECORD	PCT. RANK	GAMES	SCHEDULE	OF SCHEDULE	RPI	RPI	RPI	RPI
DIV. I ONLY	14- 14	169	3- 7	242	232	216	216	13	13	
DIV. I NON-CONF.	8- 3	62	0- 0	288	313	148	148	15	15	
TOTALS	RPI 1-25	RPI 26-50	W-L RECORDS	RPI 51-100	RPI 101-150	RPI 150+				
14- 14	0- 2	0- 2	OVERALL	1- 3	0- 4	13- 3				
9- 5	0- 1	0- 0	HOME	0- 2	0- 1	9- 1				
5- 7	0- 1	0- 1	AWAY	1- 1	0- 2	4- 2				
0- 2	0- 0	0- 1	NEUTRAL	0- 0	0- 1	0- 0				
8- 3	0- 0	0- 2	NON-CONFERENCE	0- 0	0- 1	8- 0				
6- 0	0- 0	0- 0	HOME	0- 0	0- 0	6- 0				
2- 1	0- 0	0- 1	AWAY	0- 0	0- 0	2- 0				
0- 2	0- 0	0- 1	NEUTRAL	0- 0	0- 1	0- 0				
6- 11	0- 2	0- 0	CONFERENCE	1- 3	0- 3	5- 3				
3- 5	0- 1	0- 0	HOME	0- 2	0- 1	3- 1				
3- 6	0- 1	0- 0	AWAY	1- 1	0- 2	2- 2				
0- 0	0- 0	0- 0	NEUTRAL	0- 0	0- 0	0- 0				

RPI 1-25				RPI 26-50				RPI 51-100				RPI 101+ Team's RPI: 216			
RPI	S	Opponent	Score	RPI	S	Opponent	Score	RPI	S	Opponent	Score	RPI	S	Opponent	Score
23	A	Green Bay	32 71	28	N	Mississippi St.	36 73	88	A	Wright St.	54 74	118	A	Cleveland St.	46 58
23	H	Green Bay	45 64	37	A	Northwestern	40 61	88	H	Wright St.	63 74	118	A	Cleveland St.	70 76
								91	A	Youngstown St.	66 63	118	H	Cleveland St.	73 75
								91	H	Youngstown St.	66 69	119	N	Old Dominion	55 61
												179	H	SIUE	63 52
												226	A	Detroit	65 70
												226	H	Detroit	68 76
												232	H	Western Ill.	67 54
												241	A	Oakland	75 60
												241	H	Oakland	64 54
												259	H	Northern Ill.	61 47
												280	A	Miami (OH)	72 69
												282	A	Milwaukee	63 64
												282	H	Milwaukee	72 70
												284	A	Valparaiso	86 56
												284	H	Valparaiso	60 42
												302	A	Eastern Ill.	78 66
												304	H	Loyola Chicago	63 28
												326	H	Bradley	71 43
												344	H	Chicago St.	70 44
LAST 12 Division I GAMES:															
118	A	Cleveland St.	70 76	88	H	Wright St.	63 74								
118	A	Cleveland St.	46 58	226	H	Detroit	68 76								
88	A	Wright St.	54 74	91	A	Youngstown St.	66 63								
241	H	Oakland	64 54	118	H	Cleveland St.	73 75								
282	H	Milwaukee	72 70	23	H	Green Bay	45 64								
23	A	Green Bay	32 71	284	H	Valparaiso	60 42								

Non-Div I Games: Robert Morris-S'fiel04 26 Ill.-Springfield 61 44

Ill.-Chicago

Loss, Non-Conf, S Site, H Home A Away N Neutral

Illinois

Through Games Of April 7, 2015

Average RPI Win:	156	WON-LOST	WINNING	LAST 10	STRENGTH OF	OPP. STRENGTH	TEAM	ADJ.	CONF.	ADJ CONF.
Average RPI Loss:	63	RECORD	PCT. RANK	GAMES	SCHEDULE	OF SCHEDULE	RPI	RPI	RPI	RPI
DIV. I ONLY	15- 16	184	4- 6	51	51	109	109	4	4	
DIV. I NON-CONF.	9- 3	44	0- 0	114	145	60	60	4	4	
TOTALS	RPI 1-25	RPI 26-50	W-L RECORDS	RPI 51-100	RPI 101-150	RPI 150+				
15- 16	2- 2	2- 8	OVERALL	1- 3	2- 1	8- 2				
10- 5	1- 0	2- 2	HOME	1- 1	1- 1	5- 1				
4- 8	0- 1	0- 4	AWAY	0- 2	1- 0	3- 1				
1- 3	1- 1	0- 2	NEUTRAL	0- 0	0- 0	0- 0				
9- 3	1- 1	0- 2	NON-CONFERENCE	0- 0	1- 0	7- 0				
6- 0	0- 0	0- 0	HOME	0- 0	1- 0	5- 0				
2- 1	0- 0	0- 1	AWAY	0- 0	0- 0	2- 0				
1- 2	1- 1	0- 1	NEUTRAL	0- 0	0- 0	0- 0				
6- 13	1- 1	2- 6	CONFERENCE	1- 3	1- 1	1- 2				
4- 5	1- 0	2- 2	HOME	1- 1	0- 1	0- 1				
2- 7	0- 1	0- 3	AWAY	0- 2	1- 0	1- 1				
0- 1	0- 0	0- 1	NEUTRAL	0- 0	0- 0	0- 0				

RPI 1-25				RPI 26-50				RPI 51-100				RPI 101+ Team's RPI: 109			
RPI	S	Opponent	Score	RPI	S	Opponent	Score	RPI	S	Opponent	Score	RPI	S	Opponent	Score
6	A	Maryland	54 74	26	H	Ohio St.	66 55	55	A	Michigan	57 70	112	H	Virginia	86 63
9	H	Iowa	73 61	27	N	South Fla.	61 67	55	H	Michigan	72 60	139	A	Purdue	47 46
12	N	Kentucky	77 71	37	A	Northwestern	58 64	79	A	Michigan St.	56 63	139	H	Purdue	55 62
21	N	Oklahoma	76 78	37	H	Northwestern	67 68	79	H	Michigan St.	65 67	163	H	Wisconsin	62 73
				38	A	Rutgers	56 80					164	A	Indiana	58 85
				41	A	Nebraska	57 59					175	A	Southern Ill.	86 42
				41	H	Nebraska	53 58					185	H	Memphis	60 58
				41	N	Nebraska	71 86					202	H	Robert Morris	66 48
				43	A	Seton Hall	72 82					224	A	Penn St.	91 76
				46	H	Minnesota	95 69					229	H	Southern U.	62 42
												284	A	Valparaiso	80 58
												314	H	IPFW	70 63
												331	H	Murray St.	64 44
LAST 12 Division I GAMES:															
				41	N	Nebraska	71 86	164	A	Indiana	58 85				
				55	H	Michigan	72 60	37	A	Northwestern	58 64				
				79	H	Michigan St.	65 67	46	H	Minnesota	95 69				
				139	A	Purdue	47 46	163	H	Wisconsin	62 73				
				38	A	Rutgers	56 80	41	A	Nebraska	57 59				
				26	H	Ohio St.	66 55	55	A	Michigan	57 70				

Non-Div I Games:

Illinois

Loss, Non-Conf, S Site, H Home A Away N Neutral

Average RPI Win:	240	WON-LOST	WINNING	LAST 10	STRENGTH OF	OPP. STRENGTH	TEAM	ADJ.	CONF.	ADJ CONF.
Average RPI Loss:	162	RECORD	PCT. RANK	GAMES	SCHEDULE	OF SCHEDULE	RPI	RPI	RPI	RPI
DIV. I ONLY	2- 28	347	1- 9	175	220	329	329	21	21	
DIV. I NON-CONF.	0- 11	339	0- 0	89	159	306	306	19	19	
TOTALS	RPI 1-25	RPI 26-50	W-L RECORDS	RPI 51-100	RPI 101-150	RPI 150+				
2- 28	0- 1	0- 3	OVERALL	0- 2	0- 10	2- 12				
1- 14	0- 1	0- 2	HOME	0- 0	0- 6	1- 5				
1- 12	0- 0	0- 1	AWAY	0- 2	0- 3	1- 6				
0- 2	0- 0	0- 0	NEUTRAL	0- 0	0- 1	0- 1				
0- 11	0- 1	0- 1	NON-CONFERENCE	0- 2	0- 4	0- 3				
0- 6	0- 1	0- 1	HOME	0- 0	0- 3	0- 1				
0- 4	0- 0	0- 0	AWAY	0- 2	0- 0	0- 2				
0- 1	0- 0	0- 0	NEUTRAL	0- 0	0- 1	0- 0				
2- 17	0- 0	0- 2	CONFERENCE	0- 0	0- 6	2- 9				
1- 8	0- 0	0- 1	HOME	0- 0	0- 3	1- 4				
1- 8	0- 0	0- 1	AWAY	0- 0	0- 3	1- 4				
0- 1	0- 0	0- 0	NEUTRAL	0- 0	0- 0	0- 1				

RPI 1-25				RPI 26-50				RPI 51-100				RPI 101+				Team's RPI: 329	
RPI	S	Opponent	Score	RPI	S	Opponent	Score	RPI	S	Opponent	Score	RPI	S	Opponent	Score		
13	H	Arizona St.	44 89	35	H	DePaul	62 99	56	A	Miami (FL)	44 95	105	A	Drake	51 86		
				42	A	Wichita St.	38 85	96	A	Colorado St.	49 70	105	H	Drake	47 70		
				42	H	Wichita St.	41 46					126	A	Missouri St.	35 58		
												126	H	Missouri St.	78 90		
												129	N	Buffalo	60 68		
												135	A	UNI	43 71		
												135	H	UNI	52 59		
												137	H	UT Martin	46 79		
												143	H	Northern Ky.	48 59		
												146	H	Butler	60 72		
												163	A	Wisconsin	60 71		
												175	A	Southern Ill.	69 54		
												175	H	Southern Ill.	56 65		
												186	A	Indiana St.	65 74		
												186	H	Indiana St.	36 60		
												248	A	Evansville	52 69		
												248	H	Evansville	50 62		
												248	N	Evansville	51 55		
												259	A	Northern Ill.	51 55		
												299	H	Bowling Green	54 58		
LAST 12 Division I GAMES:																	
				248	N	Evansville	51 55	248	A	Evansville	52 69	304	A	Loyola Chicago	53 67		
				175	A	Southern Ill.	69 54	186	A	Indiana St.	65 74	304	H	Loyola Chicago	72 56		
				326	A	Bradley	50 60	105	H	Drake	47 70	326	A	Bradley	50 60		
				304	A	Loyola Chicago	53 67	135	H	UNI	52 59	326	H	Bradley	55 58		
				126	H	Missouri St.	78 90	304	H	Loyola Chicago	72 56						
				42	H	Wichita St.	41 46	326	H	Bradley	55 58						

Non-Div I Games:

Illinois St.

Loss, Non-Conf, S Site, H Home A Away N Neutral

Average RPI Win:	303	WON-LOST	WINNING	LAST 10	STRENGTH OF	OPP. STRENGTH	TEAM	ADJ.	CONF.	ADJ CONF.
Average RPI Loss:	208	RECORD	PCT. RANK	GAMES	SCHEDULE	OF SCHEDULE	RPI	RPI	RPI	RPI
DIV. I ONLY	3- 22	339	0- 10	281	321	340	340	27	27	
DIV. I NON-CONF.	1- 6	316	0- 0	267	192	301	301	27	27	
TOTALS	RPI 1-25	RPI 26-50	W-L RECORDS	RPI 51-100	RPI 101-150	RPI 150+				
3- 22	0- 0	0- 0	OVERALL	0- 1	0- 3	3- 18				
2- 8	0- 0	0- 0	HOME	0- 0	0- 1	2- 7				
1- 13	0- 0	0- 0	AWAY	0- 0	0- 0	1- 0				
0- 1	0- 0	0- 0	NEUTRAL	0- 1	0- 0	0- 0				
1- 6	0- 0	0- 0	NON-CONFERENCE	0- 1	0- 1	1- 4				
0- 1	0- 0	0- 0	HOME	0- 0	0- 0	0- 1				
1- 4	0- 0	0- 0	AWAY	0- 0	0- 1	1- 3				
0- 1	0- 0	0- 0	NEUTRAL	0- 1	0- 0	0- 0				
2- 16	0- 0	0- 0	CONFERENCE	0- 0	0- 2	2- 14				
2- 7	0- 0	0- 0	HOME	0- 0	0- 1	2- 6				
0- 9	0- 0	0- 0	AWAY	0- 0	0- 1	0- 8				
0- 0	0- 0	0- 0	NEUTRAL	0- 0	0- 0	0- 0				

RPI S	Opponent	Score	RPI S	Opponent	Score	RPI S	Opponent	Score	RPI S	Opponent	Score	Team's RPI: 340
						73 N	Fordham	42 74	104 A	Kansas	46 68	
									142 A	Stephen F. Austin	44 58	
									142 H	Stephen F. Austin	47 64	
									164 A	Indiana	49 85	
									176 A	Northwestern St.	51 73	
									181 A	UTSA	31 57	
									188 A	Tex.-Pan American	61 65	
									198 A	Lamar	64 81	
									198 H	Lamar	45 67	
									212 H	McNeese St.	101 104	
									215 A	Nicholls St.	34 67	
									215 H	Nicholls St.	58 69	
									253 A	Central Ark.	49 58	
									255 A	Houston Baptist	64 67	
									255 H	Houston Baptist	71 81	
									256 A	Abilene Christian	54 78	
									256 H	Abilene Christian	62 72	
									257 A	A&M-Corpus Christi	54 63	
									257 H	A&M-Corpus Christi	49 61	
									275 H	Grand Canyon	67 72	
									283 A	Houston	50 48	
									295 A	Sam Houston St.	55 59	
									300 H	New Orleans	71 59	
									327 H	Southeastern La.	82 70	
LAST 12 Division I GAMES:												
255 H	Houston Baptist	71 81	253 A	Central Ark.	49 58							
256 H	Abilene Christian	62 72	142 H	Stephen F. Austin	47 64							
198 A	Lamar	64 81	198 H	Lamar	45 67							
142 A	Stephen F. Austin	44 58	215 H	Nicholls St.	58 69							
257 H	A&M-Corpus Christi	49 61	215 A	Nicholls St.	34 67							
255 A	Houston Baptist	64 67	257 A	A&M-Corpus Christi	54 63							

Non-Div I Games: Texas Wesleyan 66 74 St. Thomas (TX) 64 49 Our Lady Of The Lak92 104 Texas Lutheran 62 41

Incarnate Word

Loss, Non-Conf, S Site, H Home A Away N Neutral

Indiana

Through Games Of April 7, 2015

Average RPI Win:	211	WON-LOST	WINNING	LAST 10	STRENGTH OF	OPP. STRENGTH	TEAM	ADJ.	CONF.	ADJ CONF.
Average RPI Loss:	62	RECORD	PCT. RANK	GAMES	SCHEDULE	OF SCHEDULE	RPI	RPI	RPI	RPI
DIV. I ONLY	15- 16	184	2- 8	145	59	164	164	4	4	
DIV. I NON-CONF.	10- 1	6	0- 0	336	310	127	127	4	4	
TOTALS	RPI 1-25	RPI 26-50	W-L RECORDS	RPI 51-100	RPI 101-150	RPI 150+				
15- 16	0- 3	0- 8	OVERALL	1- 2	4- 1	10- 2				
11- 6	0- 1	0- 4	HOME	1- 0	3- 0	7- 1				
3- 9	0- 2	0- 3	AWAY	0- 2	1- 1	2- 1				
1- 1	0- 0	0- 1	NEUTRAL	0- 0	0- 0	1- 0				
10- 1	0- 0	0- 0	NON-CONFERENCE	0- 0	2- 0	8- 1				
7- 1	0- 0	0- 0	HOME	0- 0	1- 0	6- 1				
3- 0	0- 0	0- 0	AWAY	0- 0	1- 0	2- 0				
0- 0	0- 0	0- 0	NEUTRAL	0- 0	0- 0	0- 0				
5- 15	0- 3	0- 8	CONFERENCE	1- 2	2- 1	2- 1				
4- 5	0- 1	0- 4	HOME	1- 0	2- 0	1- 0				
0- 9	0- 2	0- 3	AWAY	0- 2	0- 1	0- 1				
1- 1	0- 0	0- 1	NEUTRAL	0- 0	0- 0	1- 0				

RPI 1-25				RPI 26-50				RPI 51-100				RPI 101+ Team's RPI: 164			
RPI	S	Opponent	Score	RPI	S	Opponent	Score	RPI	S	Opponent	Score	RPI	S	Opponent	Score
6	A	Maryland	72 83	26	A	Ohio St.	70 78	55	A	Michigan	52 68	109	H	Illinois	85 58
6	H	Maryland	74 84	26	H	Ohio St.	49 103	79	A	Michigan St.	57 72	120	H	East Tenn. St.	97 69
9	A	Iowa	64 81	37	H	Northwestern	69 75	79	H	Michigan St.	70 51	124	A	Boston College	76 67
				38	A	Rutgers	60 71					139	A	Purdue	64 86
				38	H	Rutgers	51 66					139	H	Purdue	72 55
				38	N	Rutgers	52 63					163	H	Wisconsin	69 52
				41	H	Nebraska	64 67					186	H	Indiana St.	61 65
				46	A	Minnesota	61 65					217	H	IUPUI	68 55
												224	A	Penn St.	75 79
												224	N	Penn St.	68 63
												241	A	Oakland	88 61
												247	H	Morehead St.	98 57
												279	H	Gardner-Webb	115 54
												282	A	Milwaukee	82 56
												284	H	Valparaiso	81 49
												314	H	IPFW	80 37
												340	H	Incarinate Word	85 49
LAST 12 Division I GAMES:															
				38	N	Rutgers	52 63	9	A	Iowa	64 81				
				224	N	Penn St.	68 63	109	H	Illinois	85 58				
				38	A	Rutgers	60 71	26	A	Ohio St.	70 78				
				6	A	Maryland	72 83	37	H	Northwestern	69 75				
				41	H	Nebraska	64 67	139	H	Purdue	72 55				
				55	A	Michigan	52 68	79	A	Michigan St.	57 72				

Non-Div I Games:

Indiana

■ Loss,
 ■ Non-Conf,
 ■ S Site,
 ■ H Home
 ■ A Away
 N Neutral

Average RPI Win:	231	WON-LOST	WINNING	LAST 10	STRENGTH OF	OPP. STRENGTH	TEAM	ADJ.	CONF.	ADJ CONF.
Average RPI Loss:	128	RECORD	PCT. RANK	GAMES	SCHEDULE	OF SCHEDULE	RPI	RPI	RPI	RPI
DIV. I ONLY	16- 13	135	3- 7	278	170	186	186	21	21	
DIV. I NON-CONF.	9- 1	8	0- 0	209	132	45	45	19	19	
TOTALS	RPI 1-25	RPI 26-50	W-L RECORDS	RPI 51-100	RPI 101-150	RPI 150+				
16- 13	0- 0	0- 2	OVERALL	1- 1	4- 7	11- 3				
6- 6	0- 0	0- 1	HOME	0- 1	2- 3	4- 1				
9- 6	0- 0	0- 1	AWAY	1- 0	2- 3	6- 2				
1- 1	0- 0	0- 0	NEUTRAL	0- 0	0- 1	1- 0				
9- 1	0- 0	0- 0	NON-CONFERENCE	1- 1	4- 0	4- 0				
2- 1	0- 0	0- 0	HOME	0- 1	2- 0	0- 0				
6- 0	0- 0	0- 0	AWAY	1- 0	2- 0	3- 0				
1- 0	0- 0	0- 0	NEUTRAL	0- 0	0- 0	1- 0				
7- 12	0- 0	0- 2	CONFERENCE	0- 0	0- 7	7- 3				
4- 5	0- 0	0- 1	HOME	0- 0	0- 3	4- 1				
3- 6	0- 0	0- 1	AWAY	0- 0	0- 3	3- 2				
0- 1	0- 0	0- 0	NEUTRAL	0- 0	0- 1	0- 0				

RPI S	Opponent	Score	RPI S	Opponent	Score	RPI S	Opponent	Score	RPI S	Opponent	Score	Team's RPI: 186
42	A Wichita St.	52 63	42	H Wichita St.	54 62	72	H Stetson	52 62	105	A Drake	61 76	
						77	A St. John's (NY)	73 67	105	H Drake	65 72	
									120	H East Tenn. St.	76 69	
									126	A Missouri St.	66 74	
									126	H Missouri St.	56 65	
									126	N Missouri St.	57 75	
									135	A UNI	29 64	
									135	H UNI	55 57	
									146	A Butler	66 51	
									150	A Saint Louis	68 58	
									150	H Saint Louis	63 60	
									164	A Indiana	65 61	
									175	A Southern Ill.	53 65	
									175	H Southern Ill.	58 76	
									217	A IUPUI	61 60	
									248	A Evansville	71 53	
									248	H Evansville	67 52	
									252	N SMU	64 55	
									304	A Loyola Chicago	50 61	
									304	H Loyola Chicago	64 37	
									316	A South Ala.	74 53	
									326	A Bradley	65 55	
									326	H Bradley	64 50	
									329	A Illinois St.	60 36	
									329	H Illinois St.	74 65	
LAST 12 Division I GAMES:												
126	N Missouri St.	57 75	175	H Southern Ill.	58 76							
42	H Wichita St.	54 62	329	H Illinois St.	74 65							
126	H Missouri St.	56 65	304	A Loyola Chicago	50 61							
248	A Evansville	71 53	326	A Bradley	65 55							
105	A Drake	61 76	248	H Evansville	67 52							
135	A UNI	29 64	135	H UNI	55 57							

Non-Div I Games: Indianapolis 62 43

Indiana St.

Loss, Non-Conf, S Site, H Home A Away N Neutral

Average RPI Win:	243	WON-LOST	WINNING	LAST 10	STRENGTH OF	OPP. STRENGTH	TEAM	ADJ.	CONF.	ADJ CONF.
Average RPI Loss:	147	RECORD	PCT. RANK	GAMES	SCHEDULE	OF SCHEDULE	RPI	RPI	RPI	RPI
DIV. I ONLY	15- 15	169	4- 6	211	252	195	195	25	25	
DIV. I NON-CONF.	3- 6	231	0- 0	127	214	208	208	24	24	
TOTALS	RPI 1-25	RPI 26-50	W-L RECORDS	RPI 51-100	RPI 101-150	RPI 150+				
15- 15	0- 0	0- 3	OVERALL	1- 1	2- 5	12- 6				
8- 6	0- 0	0- 2	HOME	0- 0	1- 1	7- 3				
7- 9	0- 0	0- 1	AWAY	1- 1	1- 4	5- 3				
0- 0	0- 0	0- 0	NEUTRAL	0- 0	0- 0	0- 0				
3- 6	0- 0	0- 1	NON-CONFERENCE	1- 1	0- 2	2- 2				
2- 2	0- 0	0- 1	HOME	0- 0	0- 0	2- 1				
1- 4	0- 0	0- 0	AWAY	1- 1	0- 2	0- 1				
0- 0	0- 0	0- 0	NEUTRAL	0- 0	0- 0	0- 0				
12- 9	0- 0	0- 2	CONFERENCE	0- 0	2- 3	10- 4				
6- 4	0- 0	0- 1	HOME	0- 0	1- 1	5- 2				
6- 5	0- 0	0- 1	AWAY	0- 0	1- 2	5- 2				
0- 0	0- 0	0- 0	NEUTRAL	0- 0	0- 0	0- 0				

RPI 1-25				RPI 26-50				RPI 51-100				RPI 101+				Team's RPI: 195	
RPI	S	Opponent	Score	RPI	S	Opponent	Score	RPI	S	Opponent	Score	RPI	S	Opponent	Score		
				30	A	Quinnipiac	74 85	73	A	Fordham	72 51	104	A	Kansas	49 90		
				30	H	Quinnipiac	72 79	82	A	Pacific	49 64	120	A	East Tenn. St.	64 76		
				38	H	Rutgers	58 66					133	A	Marist	54 59		
												133	H	Marist	58 63		
												147	A	Siena	79 50		
												147	A	Siena	61 71		
												147	H	Siena	57 50		
												178	A	Fairfield	66 77		
												178	H	Fairfield	62 74		
												193	H	Stony Brook	73 62		
												218	H	Sacred Heart	80 82		
												238	A	Niagara	83 72		
												238	H	Niagara	81 53		
												240	A	Monmouth	74 75		
												240	H	Monmouth	71 58		
												263	A	Canisius	80 62		
												263	H	Canisius	85 75		
												272	H	UCF	75 67		
												276	A	Rider	71 51		
												276	H	Rider	81 85		
												299	A	Bowling Green	59 80		
												321	A	Manhattan	79 62		
												321	H	Manhattan	60 41		
												325	A	Saint Peter's	67 65		
												325	H	Saint Peter's	77 43		
LAST 12 Division I GAMES:																	
				147	A	Siena	61 71					325	A	Saint Peter's	67 65		
				238	H	Niagara	81 53					30	A	Quinnipiac	74 85		
				178	H	Fairfield	62 74					321	H	Manhattan	60 41		
				30	H	Quinnipiac	72 79					133	H	Marist	58 63		
				133	A	Marist	54 59					178	A	Fairfield	66 77		
				147	H	Siena	57 50					263	A	Canisius	80 62		

Non-Div I Games:

Iona

Iowa				Through Games Of April 7, 2015						
Average RPI Win:	96	WON-LOST	WINNING	LAST 10	STRENGTH OF	OPP. STRENGTH	TEAM	ADJ.	CONF.	ADJ CONF.
Average RPI Loss:	33	RECORD	PCT. RANK	GAMES	SCHEDULE	OF SCHEDULE	RPI	RPI	RPI	RPI
DIV. I ONLY		26- 8	29	6- 4	16	11	9	9	4	4
DIV. I NON-CONF.		11- 3	34	2- 1	17	9	16	16	4	4

TOTALS	RPI 1-25	RPI 26-50		W-L RECORDS	RPI 51-100	RPI 101-150		RPI 150+		
26- 8	1- 3	10- 4		OVERALL	5- 0	3- 1		7- 0		
18- 0	1- 0	5- 0		HOME	4- 0	2- 0		6- 0		
6- 5	0- 2	3- 2		AWAY	1- 0	1- 1		1- 0		
2- 3	0- 1	2- 2		NEUTRAL	0- 0	0- 0		0- 0		
11- 3	1- 2	2- 1		NON-CONFERENCE	3- 0	2- 0		3- 0		
9- 0	1- 0	1- 0		HOME	3- 0	1- 0		3- 0		
1- 1	0- 1	0- 0		AWAY	0- 0	1- 0		0- 0		
1- 2	0- 1	1- 1		NEUTRAL	0- 0	0- 0		0- 0		
15- 5	0- 1	8- 3		CONFERENCE	2- 0	1- 1		4- 0		
9- 0	0- 0	4- 0		HOME	1- 0	1- 0		3- 0		
5- 4	0- 1	3- 2		AWAY	1- 0	0- 1		1- 0		
1- 1	0- 0	1- 1		NEUTRAL	0- 0	0- 0		0- 0		

RPI 1-25				Team's RPI: 9				RPI 26-50				RPI 51-100				RPI 101+			
RPI	S	Opponent	Score					RPI	S	Opponent	Score					RPI	S	Opponent	Score
5	N	Baylor	66	81				26	A	Ohio St.	82	100				55	H	Michigan	76 70
6	A	Maryland	88	93				26	H	Ohio St.	73	65				56	H	Miami (FL)	88 70
8	A	Louisville	52	86				26	N	Ohio St.	85	91				59	H	Iowa St.	76 67
11	H	Dayton	90	83				33	N	Gonzaga	79	67				79	A	Michigan St.	52 50
								37	A	Northwestern	102	99				99	H	Colorado	78 63
								37	H	Northwestern	83	70							
								38	A	Rutgers	79	72							
								40	N	Arkansas	67	77							
								41	A	Nebraska	69	61							
								41	H	Nebraska	78	72							
								41	N	Nebraska	74	65							
								46	A	Minnesota	80	93							
								46	H	Minnesota	92	76							
								49	H	American	75	67							
LAST 12 Division I GAMES:																			
		5	N	Baylor	66	81				163	H	Wisconsin	78	74					
		56	H	Miami (FL)	88	70				26	A	Ohio St.	82	100					
		49	H	American	75	67				46	A	Minnesota	80	93					
		26	N	Ohio St.	85	91				164	H	Indiana	81	64					
		41	N	Nebraska	74	65				41	A	Nebraska	69	61					
		46	H	Minnesota	92	76				163	A	Wisconsin	87	75					

Non-Div I Games:

Iowa

■ Loss,
 ■ Non-Conf, S Site,
 ■ Home
 ■ Away
 N Neutral

Average RPI Win:	137	WON-LOST	WINNING	LAST 10	STRENGTH OF	OPP. STRENGTH	TEAM	ADJ.	CONF.	ADJ CONF.
Average RPI Loss:	55	RECORD	PCT. RANK	GAMES	SCHEDULE	OF SCHEDULE	RPI	RPI	RPI	RPI
DIV. I ONLY	18- 13	112	4- 6	39	26	59	59	1	1	
DIV. I NON-CONF.	9- 3	44	0- 1	171	175	80	80	1	1	
TOTALS	RPI 1-25	RPI 26-50	W-L RECORDS	RPI 51-100	RPI 101-150	RPI 150+				
18- 13	4- 4	0- 3	OVERALL	4- 3	3- 3	7- 0				
15- 2	3- 0	0- 1	HOME	3- 0	3- 1	6- 0				
2- 9	1- 3	0- 1	AWAY	1- 3	0- 2	0- 0				
1- 2	0- 1	0- 1	NEUTRAL	0- 0	0- 0	1- 0				
9- 3	0- 2	0- 0	NON-CONFERENCE	0- 1	2- 0	7- 0				
8- 0	0- 0	0- 0	HOME	0- 0	2- 0	6- 0				
0- 2	0- 1	0- 0	AWAY	0- 1	0- 0	0- 0				
1- 1	0- 1	0- 0	NEUTRAL	0- 0	0- 0	1- 0				
9- 10	4- 2	0- 3	CONFERENCE	4- 2	1- 3	0- 0				
7- 2	3- 0	0- 1	HOME	3- 0	1- 1	0- 0				
2- 7	1- 2	0- 1	AWAY	1- 2	0- 2	0- 0				
0- 1	0- 0	0- 1	NEUTRAL	0- 0	0- 0	0- 0				

RPI	S	Opponent	Score	RPI	S	Opponent	Score	RPI	S	Opponent	Score	RPI	S	Opponent	Score
5	A	Baylor	47 79	47	A	Oklahoma St.	48 60	52	A	St. Mary's (CA)	63 67	104	A	Kansas	64 68
5	H	Baylor	76 71	47	H	Oklahoma St.	62 63	65	A	West Virginia	52 54	104	H	Kansas	56 61
9	A	Iowa	67 76	47	N	Oklahoma St.	58 67	65	H	West Virginia	61 43	105	H	Drake	84 67
11	N	Dayton	66 78					69	A	TCU	84 86	132	A	Texas Tech	58 71
19	A	Texas	58 57					69	H	TCU	80 62	132	H	Texas Tech	59 47
19	H	Texas	59 57					70	A	Kansas St.	79 59	148	H	UC Riverside	71 54
21	A	Oklahoma	66 75					70	H	Kansas St.	60 55	178	H	Fairfield	76 63
21	H	Oklahoma	84 76									193	H	Stony Brook	74 64
												213	N	Wyoming	84 63
												222	H	USC Upstate	98 76
												250	H	Cincinnati	85 54
												338	H	Ark.-Pine Bluff	82 56
												341	H	Howard	90 44
LAST 12 Division I GAMES:															
11	N	Dayton	66 78	21	H	Oklahoma	84 76								
47	N	Oklahoma St.	58 67	47	A	Oklahoma St.	48 60								
104	A	Kansas	64 68	132	A	Texas Tech	58 71								
5	H	Baylor	76 71	65	H	West Virginia	61 43								
132	H	Texas Tech	59 47	21	A	Oklahoma	66 75								
65	A	West Virginia	52 54	47	H	Oklahoma St.	62 63								

Non-Div I Games:

Iowa St.

■ Loss,
 ■ Non-Conf,
 ■ S Site,
 ■ H Home
 ■ A Away
 N Neutral

Average RPI Win:	304	WON-LOST	WINNING	LAST 10	STRENGTH OF	OPP. STRENGTH	TEAM	ADJ.	CONF.	ADJ CONF.
Average RPI Loss:	205	RECORD	PCT. RANK	GAMES	SCHEDULE	OF SCHEDULE	RPI	RPI	RPI	RPI
DIV. I ONLY	14- 17	207	7- 3	343	347	274	274	32	32	
DIV. I NON-CONF.	3- 8	262	0- 0	230	253	250	250	31	31	
TOTALS	RPI 1-25	RPI 26-50	W-L RECORDS	RPI 51-100	RPI 101-150	RPI 150+				
14- 17	0- 0	0- 2	OVERALL	0- 1	0- 1	14- 13				
6- 4	0- 0	0- 0	HOME	0- 0	0- 0	6- 4				
6- 10	0- 0	0- 0	AWAY	0- 0	0- 0	6- 1				
2- 3	0- 0	0- 1	NEUTRAL	0- 0	0- 0	2- 2				
3- 8	0- 0	0- 2	NON-CONFERENCE	0- 1	0- 1	3- 4				
1- 0	0- 0	0- 0	HOME	0- 0	0- 0	1- 0				
1- 6	0- 0	0- 1	AWAY	0- 1	0- 1	1- 3				
1- 2	0- 0	0- 1	NEUTRAL	0- 0	0- 0	1- 1				
11- 9	0- 0	0- 0	CONFERENCE	0- 0	0- 0	11- 9				
5- 4	0- 0	0- 0	HOME	0- 0	0- 0	5- 4				
5- 4	0- 0	0- 0	AWAY	0- 0	0- 0	5- 4				
1- 1	0- 0	0- 0	NEUTRAL	0- 0	0- 0	1- 1				

RPI S	Opponent	Score	RPI S	Opponent	Score	RPI S	Opponent	Score	RPI S	Opponent	Score	Team's RPI: 274
44 N	Duquesne	72 90	44 A	LSU	44 52	127 A	La.-Lafayette	56 65				
45 A	Arkansas St.	60 92				173 A	Mercer	48 80				
						176 H	Northwestern St.	62 61				
						177 A	Texas Southern	53 70				
						177 H	Texas Southern	46 54				
						208 A	Jacksonville St.	57 64				
						229 A	Southern U.	60 82				
						229 H	Southern U.	61 77				
						246 A	Alabama St.	90 85				
						246 H	Alabama St.	68 67				
						246 N	Alabama St.	60 62				
						251 A	Prairie View	65 82				
						251 H	Prairie View	65 60				
						253 N	Central Ark.	45 56				
						264 A	Lipscomb	45 72				
						313 A	Grambling	64 55				
						313 H	Grambling	70 56				
						317 A	Alcorn	65 41				
						317 H	Alcorn	69 76				
						331 N	Murray St.	90 81				
						338 A	Ark.-Pine Bluff	78 74				
						338 H	Ark.-Pine Bluff	49 57				
						344 A	Chicago St.	70 60				
						346 A	Alabama A&M	75 71				
						346 H	Alabama A&M	66 58				
						346 N	Alabama A&M	89 82				
LAST 12 Division I GAMES:												
246 N	Alabama St.	60 62	313 H	Grambling	70 56							
346 N	Alabama A&M	89 82	177 H	Texas Southern	46 54							
246 H	Alabama St.	68 67	251 H	Prairie View	65 60							
346 H	Alabama A&M	66 58	229 A	Southern U.	60 82							
338 A	Ark.-Pine Bluff	78 74	317 A	Alcorn	65 41							
349 H	Mississippi Val.	58 54	338 H	Ark.-Pine Bluff	49 57							

Non-Div I Games:

Jackson St.

■ Loss,
 ■ Non-Conf,
 ■ S Site,
 ■ Home
 ■ A Away
 N Neutral

RPI	S	Opponent	Score	
349	A	Mississippi Val.	71	74
349	H	Mississippi Val.	58	54

Jackson St.

J
a
c
k
s
o
n
s
t
.

J
a
c
k
s
o
n
s
t
.

Jacksonville

Through Games Of April 7, 2015

Average RPI Win: 211	WON-LOST	WINNING	LAST 10	STRENGTH OF	OPP. STRENGTH	TEAM	ADJ.	CONF.	ADJ CONF.
Average RPI Loss: 139	RECORD	PCT. RANK	GAMES	SCHEDULE	OF SCHEDULE	RPI	RPI	RPI	RPI
DIV. I ONLY	10- 17	249	6- 4	122	135	205	205	11	11
DIV. I NON-CONF.	3- 8	262	0- 0	281	141	278	278	13	13
TOTALS	RPI 1-25	RPI 26-50	W-L RECORDS	RPI 51-100	RPI 101-150	RPI 150+			
10- 17	0- 4	0- 1	OVERALL	0- 3	2- 1	8- 8			
5- 6	0- 1	0- 1	HOME	0- 1	0- 1	5- 2			
5- 11	0- 3	0- 0	AWAY	0- 2	2- 0	3- 6			
0- 0	0- 0	0- 0	NEUTRAL	0- 0	0- 0	0- 0			
3- 8	0- 1	0- 1	NON-CONFERENCE	0- 1	1- 0	2- 5			
2- 1	0- 0	0- 1	HOME	0- 0	0- 0	2- 0			
1- 7	0- 1	0- 0	AWAY	0- 1	1- 0	0- 5			
0- 0	0- 0	0- 0	NEUTRAL	0- 0	0- 0	0- 0			
7- 9	0- 3	0- 0	CONFERENCE	0- 2	1- 1	6- 3			
3- 5	0- 1	0- 0	HOME	0- 1	0- 1	3- 2			
4- 4	0- 2	0- 0	AWAY	0- 1	1- 0	3- 1			
0- 0	0- 0	0- 0	NEUTRAL	0- 0	0- 0	0- 0			

RPI 1-25				RPI 26-50				RPI 51-100				RPI 101+ Team's RPI: 205			
RPI	S	Opponent	Score	RPI	S	Opponent	Score	RPI	S	Opponent	Score	RPI	S	Opponent	Score
7	A	Florida St.	46 73	32	H	Syracuse	61 77	56	A	Miami (FL)	36 65	125	A	Savannah St.	45 41
18	A	FGCU	42 62					72	A	Stetson	47 73	143	A	Northern Ky.	76 62
18	A	FGCU	47 78					72	H	Stetson	67 73	143	H	Northern Ky.	59 70
18	H	FGCU	37 60									154	A	Tennessee St.	61 64
												159	A	Florida	73 84
												165	A	Kennesaw St.	78 64
												165	H	Kennesaw St.	73 70
												165	H	Kennesaw St.	55 54
												222	A	USC Upstate	64 66
												222	H	USC Upstate	58 60
												243	A	North Florida	68 56
												243	H	North Florida	54 52
												262	H	Bethune-Cookman	64 51
												264	A	Lipscomb	75 63
												264	H	Lipscomb	63 75
												272	A	UCF	59 71
												297	A	Ga. Southern	65 78
												331	A	Murray St.	62 80
												334	H	FIU	76 64
LAST 12 Division I GAMES:															
18	A	FGCU	42 62	222	H	USC Upstate	58 60								
165	H	Kennesaw St.	55 54	165	H	Kennesaw St.	73 70								
18	A	FGCU	47 78	243	A	North Florida	68 56								
72	H	Stetson	67 73	165	A	Kennesaw St.	78 64								
264	A	Lipscomb	75 63	222	A	USC Upstate	64 66								
143	A	Northern Ky.	76 62	143	H	Northern Ky.	59 70								

Non-Div I Games: Trinity Baptist 98 24 Thomas (GA) 65 38

Jacksonville

Loss, Non-Conf, S Site, H Home A Away N Neutral

<div> <div> <div>Average RPI Win: 263</div> <div>Average RPI Loss: 195</div> </div> <div> <div>WON-LOST</div> <div>RECORD</div> </div> <div> <div>WINNING</div> <div>PCT. RANK</div> </div> <div> <div>LAST 10</div> <div>GAMES</div> </div> </div>				STRENGTH OF SCHEDULE	OPP. STRENGTH OF SCHEDULE	TEAM RPI	ADJ. RPI	CONF. RPI	ADJ CONF. RPI
<div> <div>DIV. I ONLY</div> <div>19- 10</div> <div>75</div> <div>7- 3</div> </div>				336	310	208	208	26	26
<div> <div>DIV. I NON-CONF.</div> <div>9- 3</div> <div>44</div> <div>0- 0</div> </div>				319	340	134	134	26	26
TOTALS		RPI 1-25	RPI 26-50	W-L RECORDS	RPI 51-100	RPI 101-150	RPI 150+		
19- 10	0- 0		0- 0	OVERALL	0- 0	1- 2	18- 8		
10- 3	0- 0		0- 0	HOME	0- 0	0- 0	10- 3		
7- 6	0- 0		0- 0	AWAY	0- 0	0- 2	7- 4		
2- 1	0- 0		0- 0	NEUTRAL	0- 0	1- 0	1- 1		
9- 3	0- 0		0- 0	NON-CONFERENCE	0- 0	1- 1	8- 2		
5- 0	0- 0		0- 0	HOME	0- 0	0- 0	5- 0		
2- 3	0- 0		0- 0	AWAY	0- 0	0- 1	2- 2		
2- 0	0- 0		0- 0	NEUTRAL	0- 0	1- 0	1- 0		
10- 7	0- 0		0- 0	CONFERENCE	0- 0	0- 1	10- 6		
5- 3	0- 0		0- 0	HOME	0- 0	0- 0	5- 3		
5- 3	0- 0		0- 0	AWAY	0- 0	0- 1	5- 2		
0- 1	0- 0		0- 0	NEUTRAL	0- 0	0- 0	0- 1		

[illegible]

Non-Div I Games:

Jacksonville St.

Loss, Non-Conf, S Site, H Home A Away N Neutral

J
a
c
k
s
o
n
v
i
l
l
e
s
t
.

RPI S Jacksonville St.
Opponent Score

Through Games Of April 7, 2015

RPI	S	Opponent	Score	
333	A	Tennessee Tech	70	54
333	H	Tennessee Tech	67	58
348	N	Charleston So.	70	43

J
a
c
k
s
o
n
v
i
l
l
e
s
t
.

Jacksonville St.
S
t
.

Average RPI Win:	172	WON-LOST	WINNING	LAST 10	STRENGTH OF	OPP. STRENGTH	TEAM	ADJ.	CONF.	ADJ CONF.
Average RPI Loss:	50	RECORD	PCT. RANK	GAMES	SCHEDULE	OF SCHEDULE	RPI	RPI	RPI	RPI
DIV. I ONLY	29- 4	9	8- 2	128	89	31	31	16	16	
DIV. I NON-CONF.	9- 3	44	0- 1	55	13	25	25	11	11	
TOTALS	RPI 1-25	RPI 26-50	W-L RECORDS	RPI 51-100	RPI 101-150	RPI 150+				
29- 4	0- 1	3- 1	OVERALL	6- 2	4- 0	16- 0				
13- 1	0- 0	1- 0	HOME	3- 1	2- 0	7- 0				
12- 1	0- 0	2- 0	AWAY	2- 0	1- 0	7- 0				
4- 2	0- 1	0- 1	NEUTRAL	1- 0	1- 0	2- 0				
9- 3	0- 1	3- 1	NON-CONFERENCE	2- 1	1- 0	3- 0				
5- 0	0- 0	1- 0	HOME	2- 0	1- 0	1- 0				
3- 1	0- 0	2- 0	AWAY	0- 1	0- 0	1- 0				
1- 2	0- 1	0- 1	NEUTRAL	0- 0	0- 0	1- 0				
20- 1	0- 0	0- 0	CONFERENCE	4- 1	3- 0	13- 0				
8- 1	0- 0	0- 0	HOME	1- 1	1- 0	6- 0				
9- 0	0- 0	0- 0	AWAY	2- 0	1- 0	6- 0				
3- 0	0- 0	0- 0	NEUTRAL	1- 0	1- 0	1- 0				

RPI	S	Opponent	Score	RPI	S	Opponent	Score	Team's RPI: 31	RPI	S	Opponent	Score	RPI	S	Opponent	Score	RPI	S	Opponent	Score
6	N	Maryland	64 80	26	N	Ohio St.	80 90		53	H	UCLA	91 87	107	A	Elon	68 51				
				39	H	Pittsburgh	80 64		67	A	Vanderbilt	62 66	107	H	Elon	89 60				
				49	A	American	69 65		86	H	Richmond	79 68	107	N	Elon	63 60				
				50	A	Ohio	69 62		92	A	Drexel	73 54	108	H	Hampton	85 53				
									92	H	Drexel	66 51	166	H	St. Bonaventure	76 43				
									100	A	Hofstra	77 68	194	A	Delaware	74 71				
									100	H	Hofstra	62 63	194	H	Delaware	94 64				
									100	N	Hofstra	62 56	196	A	William & Mary	65 43				
													196	H	William & Mary	92 50				
													230	A	UNCW	85 49				
													230	H	UNCW	74 57				
													245	A	Towson	79 64				
													245	H	Towson	67 66				
													245	N	Towson	64 49				
													265	A	Davidson	73 57				
													283	N	Houston	84 60				
													289	A	Col. of Charleston	73 53				
													289	H	Col. of Charleston	107 58				
													312	A	Northeastern	77 55				
													312	H	Northeastern	82 47				
LAST 12 Division I GAMES:																				
				26	N	Ohio St.	80 90		312	H	Northeastern	82 47								
				100	N	Hofstra	62 56		100	H	Hofstra	62 63								
				107	N	Elon	63 60		230	A	UNCW	85 49								
				245	N	Towson	64 49		194	H	Delaware	94 64								
				289	H	Col. of Charleston	107 58		245	A	Towson	79 64								
				194	A	Delaware	74 71		92	A	Drexel	73 54								

Non-Div I Games:

James Madison

■ Loss,
■ Non-Conf, S Site,
■ Home
■ Away
N Neutral

Kansas

Through Games Of April 7, 2015

Average RPI Win:	128	WON-LOST	WINNING	LAST 10	STRENGTH OF	OPP. STRENGTH	TEAM	ADJ.	CONF.	ADJ CONF.
Average RPI Loss:	59	RECORD	PCT. RANK	GAMES	SCHEDULE	OF SCHEDULE	RPI	RPI	RPI	RPI
DIV. I ONLY	15- 17	195	3- 7	34	10	104	104	1	1	
DIV. I NON-CONF.	9- 4	72	0- 0	126	61	97	97	1	1	
TOTALS	RPI 1-25	RPI 26-50	W-L RECORDS	RPI 51-100	RPI 101-150	RPI 150+				
15- 17	2- 6	1- 2	OVERALL	5- 7	2- 1	5- 1				
12- 7	1- 3	1- 1	HOME	4- 2	1- 0	5- 1				
3- 8	1- 2	0- 1	AWAY	1- 4	1- 1	0- 0				
0- 2	0- 1	0- 0	NEUTRAL	0- 1	0- 0	0- 0				
9- 4	1- 1	1- 0	NON-CONFERENCE	2- 1	0- 1	5- 1				
9- 1	1- 0	1- 0	HOME	2- 0	0- 0	5- 1				
0- 2	0- 0	0- 0	AWAY	0- 1	0- 1	0- 0				
0- 1	0- 1	0- 0	NEUTRAL	0- 0	0- 0	0- 0				
6- 13	1- 5	0- 2	CONFERENCE	3- 6	2- 0	0- 0				
3- 6	0- 3	0- 1	HOME	2- 2	1- 0	0- 0				
3- 6	1- 2	0- 1	AWAY	1- 3	1- 0	0- 0				
0- 1	0- 0	0- 0	NEUTRAL	0- 1	0- 0	0- 0				

RPI	S	Opponent	Score	RPI	S	Opponent	Score	RPI	S	Opponent	Score	RPI	S	Opponent	Score	Team's RPI: 104
1	N	Notre Dame	47 89	45	H	Arkansas St.	62 48	59	A	Iowa St.	61 56	132	A	Texas Tech	68 66	
5	A	Baylor	58 66	47	A	Oklahoma St.	76 80	59	H	Iowa St.	68 64	132	H	Texas Tech	71 67	
5	H	Baylor	63 71	47	H	Oklahoma St.	57 65	65	A	West Virginia	56 59	139	A	Purdue	48 61	
19	A	Texas	46 60					65	H	West Virginia	65 59	177	H	Texas Southern	69 44	
19	H	Texas	63 74					69	A	TCU	67 73	195	H	Iona	90 49	
21	A	Oklahoma	65 58					69	H	TCU	63 80	200	H	Alabama	80 85	
21	H	Oklahoma	57 69					70	A	Kansas St.	52 58	204	H	Samford	66 44	
24	H	California	62 39					70	H	Kansas St.	48 55	296	H	Georgetown	55 42	
								70	N	Kansas St.	49 57	340	H	Incarnate Word	68 46	
								76	H	South Dakota	68 60					
								89	A	Creighton	81 84					
								98	H	Temple	76 56					
LAST 12 Division I GAMES:																
70	N	Kansas St.	49 57	19	H	Texas	63 74									
59	H	Iowa St.	68 64	65	A	West Virginia	56 59									
21	A	Oklahoma	65 58	47	H	Oklahoma St.	57 65									
70	H	Kansas St.	48 55	132	H	Texas Tech	71 67									
47	A	Oklahoma St.	76 80	5	A	Baylor	58 66									
69	A	TCU	67 73	59	A	Iowa St.	61 56									

Non-Div I Games:

Kansas

Loss, Non-Conf, S Site, H Home A Away N Neutral

Average RPI Win:	149	WON-LOST	WINNING	LAST 10	STRENGTH OF	OPP. STRENGTH	TEAM	ADJ.	CONF.	ADJ CONF.
Average RPI Loss:	46	RECORD	PCT. RANK	GAMES	SCHEDULE	OF SCHEDULE	RPI	RPI	RPI	RPI
DIV. I ONLY	18- 14	128	4- 6	25	57	70	70	1	1	
DIV. I NON-CONF.	10- 2	21	1- 1	108	324	64	64	1	1	
TOTALS	RPI 1-25	RPI 26-50	W-L RECORDS	RPI 51-100	RPI 101-150	RPI 150+				
18- 14	1- 6	1- 2	OVERALL	3- 5	6- 1	7- 0				
14- 5	1- 2	1- 0	HOME	3- 2	3- 1	6- 0				
2- 8	0- 3	0- 2	AWAY	0- 3	2- 0	0- 0				
2- 1	0- 1	0- 0	NEUTRAL	0- 0	1- 0	1- 0				
10- 2	0- 0	0- 1	NON-CONFERENCE	1- 1	2- 0	7- 0				
9- 1	0- 0	0- 0	HOME	1- 1	2- 0	6- 0				
0- 1	0- 0	0- 1	AWAY	0- 0	0- 0	0- 0				
1- 0	0- 0	0- 0	NEUTRAL	0- 0	0- 0	1- 0				
8- 12	1- 6	1- 1	CONFERENCE	2- 4	4- 1	0- 0				
5- 4	1- 2	1- 0	HOME	2- 1	1- 1	0- 0				
2- 7	0- 3	0- 1	AWAY	0- 3	2- 0	0- 0				
1- 1	0- 1	0- 0	NEUTRAL	0- 0	1- 0	0- 0				

RPI	S	Opponent	Score	RPI	S	Opponent	Score	RPI	S	Opponent	Score	RPI	S	Opponent	Score
5	A	Baylor	46 68	42	A	Wichita St.	48 51	59	A	Iowa St.	55 60	104	A	Kansas	55 48
5	H	Baylor	44 74	47	A	Oklahoma St.	47 69	59	H	Iowa St.	59 79	104	H	Kansas	58 52
5	N	Baylor	70 82	47	H	Oklahoma St.	52 51	65	A	West Virginia	51 63	104	N	Kansas	57 49
19	A	Texas	58 76					65	H	West Virginia	59 55	108	H	Hampton	66 46
19	H	Texas	66 57					69	A	TCU	47 67	130	H	Oral Roberts	53 47
21	A	Oklahoma	58 66					69	H	TCU	93 79	132	A	Texas Tech	41 38
21	H	Oklahoma	64 73					90	H	Missouri	48 67	132	H	Texas Tech	68 74
								95	H	Akron	86 68	161	H	Texas-Arlington	45 41
												179	H	SIUE	81 55
												204	H	Samford	60 41
												244	N	UTEP	72 43
												256	H	Abilene Christian	68 53
												313	H	Grambling	61 38
												342	H	UMKC	65 36
LAST 12 Division I GAMES:															
90	H	Missouri	48 67	104	A	Kansas	55 48								
95	H	Akron	86 68	21	H	Oklahoma	64 73								
5	N	Baylor	70 82	19	A	Texas	58 76								
104	N	Kansas	57 49	132	H	Texas Tech	68 74								
65	H	West Virginia	59 55	69	H	TCU	93 79								
69	A	TCU	47 67	21	A	Oklahoma	58 66								

Non-Div I Games: William Jewell 66 53

Kansas St.

Loss, Non-Conf, S Site, H Home A Away N Neutral

Average RPI Win:	242	WON-LOST	WINNING	LAST 10	STRENGTH OF	OPP. STRENGTH	TEAM	ADJ.	CONF.	ADJ CONF.
Average RPI Loss:	142	RECORD	PCT. RANK	GAMES	SCHEDULE	OF SCHEDULE	RPI	RPI	RPI	RPI
DIV. I ONLY	17- 13	122	4- 6	258	236	165	165	11	11	
DIV. I NON-CONF.	11- 4	57	0- 0	287	329	124	124	13	13	
TOTALS	RPI 1-25	RPI 26-50	W-L RECORDS	RPI 51-100	RPI 101-150	RPI 150+				
17- 13	0- 2	0- 1	OVERALL	0- 3	1- 1	16- 6				
10- 4	0- 1	0- 0	HOME	0- 1	1- 0	9- 2				
7- 9	0- 1	0- 1	AWAY	0- 2	0- 1	7- 4				
0- 0	0- 0	0- 0	NEUTRAL	0- 0	0- 0	0- 0				
11- 4	0- 0	0- 1	NON-CONFERENCE	0- 1	0- 0	11- 2				
6- 1	0- 0	0- 0	HOME	0- 0	0- 0	6- 1				
5- 3	0- 0	0- 1	AWAY	0- 1	0- 0	5- 1				
0- 0	0- 0	0- 0	NEUTRAL	0- 0	0- 0	0- 0				
6- 9	0- 2	0- 0	CONFERENCE	0- 2	1- 1	5- 4				
4- 3	0- 1	0- 0	HOME	0- 1	1- 0	3- 1				
2- 6	0- 1	0- 0	AWAY	0- 1	0- 1	2- 3				
0- 0	0- 0	0- 0	NEUTRAL	0- 0	0- 0	0- 0				

RPI	S	Opponent	Score	RPI	S	Opponent	Score	RPI	S	Opponent	Score	RPI	S	Opponent	Score	Team's RPI: 165
18	A	FGCU	47 61	43	A	Seton Hall	74 77	72	A	Stetson	64 75	143	A	Northern Ky.	61 68	
18	H	FGCU	60 71					72	H	Stetson	58 70	143	H	Northern Ky.	66 58	
								84	A	Georgia Tech	48 77	154	A	Tennessee St.	65 56	
												173	A	Mercer	76 56	
												173	H	Mercer	44 54	
												191	H	Xavier	61 60	
												205	A	Jacksonville	54 55	
												205	A	Jacksonville	70 73	
												205	H	Jacksonville	64 78	
												208	H	Jacksonville St.	67 65	
												222	A	USC Upstate	72 63	
												222	H	USC Upstate	67 55	
												228	A	Georgia St.	73 64	
												243	A	North Florida	64 52	
												243	H	North Florida	46 40	
												264	A	Lipscomb	61 79	
												264	H	Lipscomb	75 57	
												279	H	Gardner-Webb	50 47	
												288	A	Columbia	66 62	
												289	H	Col. of Charleston	68 61	
												297	A	Ga. Southern	72 51	
												331	H	Murray St.	65 60	
												337	H	Florida A&M	79 58	
												346	A	Alabama A&M	66 73	
LAST 12 Division I GAMES:																
205	A	Jacksonville	54 55	205	A	Jacksonville	70 73									
264	H	Lipscomb	75 57	222	H	USC Upstate	67 55									
143	A	Northern Ky.	61 68	205	H	Jacksonville	64 78									
72	H	Stetson	58 70	243	H	North Florida	46 40									
18	H	FGCU	60 71	18	A	FGCU	47 61									
243	A	North Florida	64 52	72	A	Stetson	64 75									

Non-Div I Games:

Kennesaw St.

 Loss,
 Non-Conf,
 S Site,
 H Home
 A Away
N Neutral

Average RPI Win:	259	WON-LOST	WINNING	LAST 10	STRENGTH OF	OPP. STRENGTH	TEAM	ADJ.	CONF.	ADJ CONF.
Average RPI Loss:	143	RECORD	PCT. RANK	GAMES	SCHEDULE	OF SCHEDULE	RPI	RPI	RPI	RPI
DIV. I ONLY	5- 25	326	2- 8	149	205	290	290	14	14	
DIV. I NON-CONF.	2- 9	298	0- 0	172	212	276	276	16	16	
TOTALS	RPI 1-25	RPI 26-50	W-L RECORDS	RPI 51-100	RPI 101-150	RPI 150+				
5- 25	0- 0	0- 5	OVERALL	0- 5	0- 6	5- 9				
3- 9	0- 0	0- 2	HOME	0- 3	0- 2	3- 2				
2- 14	0- 0	0- 3	AWAY	0- 2	0- 4	2- 5				
0- 2	0- 0	0- 0	NEUTRAL	0- 0	0- 0	0- 2				
2- 9	0- 0	0- 3	NON-CONFERENCE	0- 1	0- 1	2- 4				
1- 2	0- 0	0- 1	HOME	0- 1	0- 0	1- 0				
1- 5	0- 0	0- 2	AWAY	0- 0	0- 1	1- 2				
0- 2	0- 0	0- 0	NEUTRAL	0- 0	0- 0	0- 2				
3- 16	0- 0	0- 2	CONFERENCE	0- 4	0- 5	3- 5				
2- 7	0- 0	0- 1	HOME	0- 2	0- 2	2- 2				
1- 9	0- 0	0- 1	AWAY	0- 2	0- 3	1- 3				
0- 0	0- 0	0- 0	NEUTRAL	0- 0	0- 0	0- 0				

RPI S	Opponent	Score	RPI S	Opponent	Score	RPI S	Opponent	Score	RPI S	Opponent	Score	Team's RPI: 290
37	A Northwestern	54 72	85	A Eastern Mich.	52 70	103	H Western Mich.	55 78				
44	A Duquesne	60 86	85	H Eastern Mich.	53 70	118	A Cleveland St.	67 69				
45	H Arkansas St.	44 59	91	H Youngstown St.	49 68	129	A Buffalo	57 59				
50	A Ohio	44 58	95	A Akron	67 74	129	H Buffalo	58 68				
50	H Ohio	56 69	95	H Akron	53 54	130	A Ball St.	47 85				
						134	A Toledo	49 67				
						153	N Dartmouth	49 60				
						172	H Belmont	58 55				
						183	A Central Mich.	63 65				
						183	H Central Mich.	62 83				
						257	N A&M-Corpus Christi	47 57				
						259	A Northern Ill.	49 66				
						259	H Northern Ill.	54 52				
						266	A Colgate	62 61				
						268	A North Dakota St.	68 74				
						280	A Miami (OH)	59 66				
						280	H Miami (OH)	53 69				
						299	A Bowling Green	62 58				
						299	H Bowling Green	55 48				
						300	A New Orleans	55 58				
LAST 12 Division I GAMES:												
85	A Eastern Mich.	52 70	129	A Buffalo	57 59							
129	H Buffalo	58 68	259	H Northern Ill.	54 52							
50	H Ohio	56 69	280	H Miami (OH)	53 69							
280	A Miami (OH)	59 66	50	A Ohio	44 58							
95	H Akron	53 54	85	H Eastern Mich.	53 70							
299	A Bowling Green	62 58	95	A Akron	67 74							

Non-Div I Games:

Kent St.

■ Loss,
■ Non-Conf,
■ S Site,
■ H Home
■ A Away
N Neutral

Kentucky

Through Games Of April 7, 2015

Average RPI Win:	97	WON-LOST	WINNING	LAST 10	STRENGTH OF	OPP. STRENGTH	TEAM	ADJ.	CONF.	ADJ CONF.
Average RPI Loss:	34	RECORD	PCT. RANK	GAMES	SCHEDULE	OF SCHEDULE	RPI	RPI	RPI	RPI
DIV. I ONLY	24- 10	48	5- 5	3	4	12	12	3	3	
DIV. I NON-CONF.	12- 3	32	1- 1	14	14	14	14	3	3	
TOTALS	RPI 1-25	RPI 26-50	W-L RECORDS	RPI 51-100	RPI 101-150	RPI 150+				
24- 10	4- 6	4- 1	OVERALL	6- 2	1- 1	9- 0				
14- 3	2- 2	1- 1	HOME	3- 0	1- 0	7- 0				
6- 5	1- 3	1- 0	AWAY	2- 2	0- 0	2- 0				
4- 2	1- 1	2- 0	NEUTRAL	1- 0	0- 1	0- 0				
12- 3	3- 2	1- 0	NON-CONFERENCE	1- 0	1- 1	6- 0				
8- 1	1- 1	0- 0	HOME	1- 0	1- 0	5- 0				
2- 1	1- 1	0- 0	AWAY	0- 0	0- 0	1- 0				
2- 1	1- 0	1- 0	NEUTRAL	0- 0	0- 1	0- 0				
12- 7	1- 4	3- 1	CONFERENCE	5- 2	0- 0	3- 0				
6- 2	1- 1	1- 1	HOME	2- 0	0- 0	2- 0				
4- 4	0- 2	1- 0	AWAY	2- 2	0- 0	1- 0				
2- 1	0- 1	1- 0	NEUTRAL	1- 0	0- 0	0- 0				

RPI	S	Opponent	Score	RPI	S	Opponent	Score	RPI	S	Opponent	Score	RPI	S	Opponent	Score
3	A	Tennessee	58 72	27	N	South Fla.	61 57	60	A	LSU	79 84	109	N	Illinois	71 77
3	H	Tennessee	72 73	28	H	Mississippi St.	92 90	61	H	Georgia	80 72	143	H	Northern Ky.	82 64
3	N	Tennessee	64 75	28	N	Mississippi St.	76 67	62	H	Middle Tenn.	78 62	151	H	Auburn	78 57
4	A	South Carolina	60 68	34	H	Texas A&M	69 81	67	A	Vanderbilt	82 68	154	H	Tennessee St.	87 75
4	H	South Carolina	67 56	40	A	Arkansas	56 51	67	N	Vanderbilt	67 61	154	H	Tennessee St.	97 52
5	H	Baylor	74 64					90	A	Missouri	83 69	159	H	Florida	62 56
8	A	Louisville	77 68					94	A	Ole Miss	59 67	172	H	Belmont	71 55
11	H	Dayton	94 99					94	H	Ole Miss	64 58	174	H	Appalachian St.	111 74
15	A	Duke	68 89									183	A	Central Mich.	71 68
21	N	Oklahoma	92 88									200	A	Alabama	78 66
												247	H	Morehead St.	91 62
LAST 12 Division I GAMES:															
		11	H	Dayton	94	99		40	A	Arkansas	56	51			
		154	H	Tennessee St.	97	52		94	A	Ole Miss	59	67			
		3	N	Tennessee	64	75		34	H	Texas A&M	69	81			
		28	N	Mississippi St.	76	67		3	A	Tennessee	58	72			
		67	N	Vanderbilt	67	61		28	H	Mississippi St.	92	90			
		4	H	South Carolina	67	56		67	A	Vanderbilt	82	68			

Non-Div I Games:

Kentucky

■ Loss,
■ Non-Conf,
■ S Site,
■ H Home
■ A Away
N Neutral

Average RPI Win:	282	WON-LOST	WINNING	LAST 10	STRENGTH OF	OPP. STRENGTH	TEAM	ADJ.	CONF.	ADJ CONF.
Average RPI Loss:	206	RECORD	PCT. RANK	GAMES	SCHEDULE	OF SCHEDULE	RPI	RPI	RPI	RPI
DIV. I ONLY	9- 21	277	3- 7	297	330	309	309	29	29	
DIV. I NON-CONF.	3- 8	262	0- 0	226	343	294	294	28	28	
TOTALS	RPI 1-25	RPI 26-50	W-L RECORDS	RPI 51-100	RPI 101-150	RPI 150+				
9- 21	0- 0	0- 0	OVERALL	0- 1	1- 3	8- 17				
6- 9	0- 0	0- 0	HOME	0- 0	1- 1	5- 8				
3- 12	0- 0	0- 0	AWAY	0- 1	0- 2	3- 9				
0- 0	0- 0	0- 0	NEUTRAL	0- 0	0- 0	0- 0				
3- 8	0- 0	0- 0	NON-CONFERENCE	0- 1	1- 3	2- 4				
2- 4	0- 0	0- 0	HOME	0- 0	1- 1	1- 3				
1- 4	0- 0	0- 0	AWAY	0- 1	0- 2	1- 1				
0- 0	0- 0	0- 0	NEUTRAL	0- 0	0- 0	0- 0				
6- 13	0- 0	0- 0	CONFERENCE	0- 0	0- 0	6- 13				
4- 5	0- 0	0- 0	HOME	0- 0	0- 0	4- 5				
2- 8	0- 0	0- 0	AWAY	0- 0	0- 0	2- 8				
0- 0	0- 0	0- 0	NEUTRAL	0- 0	0- 0	0- 0				

[illegible]

Non-Div I Games:

LIU Brooklyn

■ Loss, ■ Non-Conf, S Site, H Home A Away N Neutral

RPI	S	Opponent	Score	
323	A	Wagner	69	72
323	H	Wagner	75	47
341	H	Howard	83	74

L
I
U
B
r
o
o
k
l
y
n

L
I
U
B
r
o
o
k
l
y
n

LIU Brooklyn

L

U

U

LSU

Page 157

Average RPI Win:	230	WON-LOST	WINNING	LAST 10	STRENGTH OF	OPP. STRENGTH	TEAM	ADJ.	CONF.	ADJ CONF.
Average RPI Loss:	95	RECORD	PCT. RANK	GAMES	SCHEDULE	OF SCHEDULE	RPI	RPI	RPI	RPI
DIV. I ONLY	15- 16	184	4- 6	199	100	184	184	6	6	
DIV. I NON-CONF.	9- 4	72	0- 0	265	236	110	110	6	6	
TOTALS	RPI 1-25	RPI 26-50	W-L RECORDS	RPI 51-100	RPI 101-150	RPI 150+				
15- 16	0- 2	0- 2	OVERALL	0- 7	2- 3	13- 2				
7- 6	0- 1	0- 1	HOME	0- 2	1- 1	6- 1				
6- 8	0- 0	0- 0	AWAY	0- 1	1- 0	5- 0				
2- 2	0- 0	0- 1	NEUTRAL	0- 0	0- 1	2- 0				
9- 4	0- 0	0- 1	NON-CONFERENCE	0- 3	0- 0	9- 0				
5- 0	0- 0	0- 0	HOME	0- 0	0- 0	5- 0				
3- 3	0- 0	0- 0	AWAY	0- 3	0- 0	3- 0				
1- 1	0- 0	0- 1	NEUTRAL	0- 0	0- 0	1- 0				
6- 12	0- 2	0- 1	CONFERENCE	0- 4	2- 3	4- 2				
2- 6	0- 1	0- 1	HOME	0- 2	1- 1	1- 1				
3- 5	0- 1	0- 0	AWAY	0- 2	1- 1	2- 1				
1- 1	0- 0	0- 0	NEUTRAL	0- 0	0- 1	1- 0				

RPI 1-25				RPI 26-50				RPI 51-100				RPI 101+ Team's RPI: 184			
RPI	S	Opponent	Score	RPI	S	Opponent	Score	RPI	S	Opponent	Score	RPI	S	Opponent	Score
11	A	Dayton	49 91	44	H	Duquesne	66 72	58	A	Penn	29 57	136	A	Rhode Island	54 55
14	H	George Washington	48 67	50	N	Ohio	63 74	63	A	Villanova	36 70	136	H	Rhode Island	47 45
								73	H	Fordham	59 70	136	N	Rhode Island	60 65
								86	A	Richmond	60 72	141	A	VCU	74 65
								87	A	Saint Joseph's	64 70	150	H	Saint Louis	47 76
								87	H	Saint Joseph's	55 67	166	A	St. Bonaventure	66 53
								98	A	Temple	72 75	178	H	Fairfield	73 59
												192	A	Massachusetts	68 71
												192	H	Massachusetts	71 69
												196	H	William & Mary	78 71
												202	A	Robert Morris	75 61
												228	A	Georgia St.	76 68
												234	H	George Mason	71 73
												245	N	Towson	62 49
												261	H	UMBC	65 62
												265	A	Davidson	63 54
												265	N	Davidson	74 63
												309	A	LIU Brooklyn	71 66
												321	H	Manhattan	61 48
												341	H	Howard	65 64
LAST 12 Division I GAMES:															
136	N	Rhode Island	60 65	86	A	Richmond	60 72								
265	N	Davidson	74 63	44	H	Duquesne	66 72								
87	H	Saint Joseph's	55 67	192	H	Massachusetts	71 69								
166	A	St. Bonaventure	66 53	87	A	Saint Joseph's	64 70								
11	A	Dayton	49 91	141	A	VCU	74 65								
136	H	Rhode Island	47 45	14	H	George Washington	48 67								

Non-Div I Games:

La Salle

■ Loss,
 ■ Non-Conf,
 ■ S Site,
 ■ H Home
 ■ A Away
 N Neutral

La.-Lafayette

Through Games Of April 7, 2015

Average RPI Win:	211	WON-LOST	WINNING	LAST 10	STRENGTH OF	OPP. STRENGTH	TEAM	ADJ.	CONF.	ADJ CONF.
Average RPI Loss:	119	RECORD	PCT. RANK	GAMES	SCHEDULE	OF SCHEDULE	RPI	RPI	RPI	RPI
DIV. I ONLY	21- 12	80	6- 4	195	164	127	127	12	12	
DIV. I NON-CONF.	10- 1	6	4- 0	210	302	65	65	12	12	
TOTALS	RPI 1-25	RPI 26-50	W-L RECORDS	RPI 51-100	RPI 101-150	RPI 150+				
21- 12	0- 2	1- 3	OVERALL	0- 0	6- 2	14- 5				
13- 5	0- 1	1- 1	HOME	0- 0	4- 1	8- 2				
7- 6	0- 1	0- 1	AWAY	0- 0	1- 1	6- 3				
1- 1	0- 0	0- 1	NEUTRAL	0- 0	1- 0	0- 0				
10- 1	0- 0	0- 1	NON-CONFERENCE	0- 0	3- 0	7- 0				
7- 1	0- 0	0- 1	HOME	0- 0	3- 0	4- 0				
3- 0	0- 0	0- 0	AWAY	0- 0	0- 0	3- 0				
0- 0	0- 0	0- 0	NEUTRAL	0- 0	0- 0	0- 0				
11- 11	0- 2	1- 2	CONFERENCE	0- 0	3- 2	7- 5				
6- 4	0- 1	1- 0	HOME	0- 0	1- 1	4- 2				
4- 6	0- 1	0- 1	AWAY	0- 0	1- 1	3- 3				
1- 1	0- 0	0- 1	NEUTRAL	0- 0	1- 0	0- 0				

RPI 1-25				RPI 26-50				RPI 51-100				RPI 101+ Team's RPI: 127			
RPI	S	Opponent	Score	RPI	S	Opponent	Score	RPI	S	Opponent	Score	RPI	S	Opponent	Score
25	A	UALR	41 67	28	H	Mississippi St.	51 66					114	A	Troy	63 68
25	H	UALR	66 68	45	A	Arkansas St.	65 87					114	H	Troy	55 60
				45	H	Arkansas St.	69 57					114	N	Troy	66 52
				45	N	Arkansas St.	61 63					121	H	Louisiana Tech	58 55
												130	H	Oral Roberts	65 64
												147	H	Siena	52 50
												149	A	Texas St.	83 81
												149	H	Texas St.	64 41
												161	A	Texas-Arlington	42 56
												161	H	Texas-Arlington	51 57
												174	A	Appalachian St.	51 63
												174	H	Appalachian St.	70 66
												188	H	Tex.-Pan American	78 56
												198	A	Lamar	75 55
												212	H	McNeese St.	63 58
												220	A	La.-Monroe	68 65
												220	H	La.-Monroe	60 67
												228	A	Georgia St.	63 56
												228	H	Georgia St.	68 52
												274	H	Jackson St.	65 56
												295	H	Sam Houston St.	65 46
												297	A	Ga. Southern	69 57
												297	H	Ga. Southern	62 35
												316	A	South Ala.	47 57
												316	H	South Ala.	65 58
												317	A	Alcorn	64 57
LAST 12 Division I GAMES:															
147	H	Siena	52 50	45	A	Arkansas St.	65 87	25	H	UALR	66 68	297	H	Ga. Southern	62 35
130	H	Oral Roberts	65 64					161	A	Texas-Arlington	42 56	316	H	South Ala.	65 58
212	H	McNeese St.	63 58					149	H	Texas St.	64 41	317	A	Alcorn	64 57
188	H	Tex.-Pan American	78 56					114	A	Troy	63 68				
45	N	Arkansas St.	61 63												
114	N	Troy	66 52												

Non-Div I Games: Xavier (LA) 69 53 Southern-N.O. 58 52

La.-Lafayette

Loss, Non-Conf, S Site, H Home A Away N Neutral

RPI	S	Opponent	Score
327	A	Southeastern La.	71 60

L
a
.
-
L
a
f
a
y
e
t
t
e

L
a
.
-
L
a
f
a
y
e
t
t
e

La.-Lafayette

La.-Monroe

Through Games Of April 7, 2015

Average RPI Win:	226	WON-LOST	WINNING	LAST 10	STRENGTH OF	OPP. STRENGTH	TEAM	ADJ.	CONF.	ADJ CONF.
Average RPI Loss:	130	RECORD	PCT. RANK	GAMES	SCHEDULE	OF SCHEDULE	RPI	RPI	RPI	RPI
DIV. I ONLY	9- 17	260	4- 6	123	190	220	220	12	12	
DIV. I NON-CONF.	1- 5	311	0- 0	37	339	240	240	12	12	
TOTALS	RPI 1-25	RPI 26-50	W-L RECORDS	RPI 51-100	RPI 101-150	RPI 150+				
9- 17	0- 2	0- 4	OVERALL	0- 0	2- 5	7- 6				
5- 6	0- 1	0- 1	HOME	0- 0	1- 2	4- 2				
4- 10	0- 1	0- 3	AWAY	0- 0	1- 3	3- 3				
0- 1	0- 0	0- 0	NEUTRAL	0- 0	0- 0	0- 1				
1- 5	0- 0	0- 2	NON-CONFERENCE	0- 0	0- 1	1- 2				
1- 0	0- 0	0- 0	HOME	0- 0	0- 0	1- 0				
0- 4	0- 0	0- 2	AWAY	0- 0	0- 1	0- 1				
0- 1	0- 0	0- 0	NEUTRAL	0- 0	0- 0	0- 1				
8- 12	0- 2	0- 2	CONFERENCE	0- 0	2- 4	6- 4				
4- 6	0- 1	0- 1	HOME	0- 0	1- 2	3- 2				
4- 6	0- 1	0- 1	AWAY	0- 0	1- 2	3- 2				
0- 0	0- 0	0- 0	NEUTRAL	0- 0	0- 0	0- 0				

RPI 1-25				RPI 26-50				RPI 51-100				RPI 101+ Team's RPI: 220			
RPI	S	Opponent	Score	RPI	S	Opponent	Score	RPI	S	Opponent	Score	RPI	S	Opponent	Score
25	A	UALR	44 68	28	A	Mississippi St.	46 80					114	A	Troy	51 90
25	H	UALR	41 79	42	A	Wichita St.	42 57					114	H	Troy	77 82
				45	A	Arkansas St.	61 69					127	A	La.-Lafayette	67 60
				45	H	Arkansas St.	57 77					127	H	La.-Lafayette	65 68
												142	A	Stephen F. Austin	54 82
												149	A	Texas St.	64 70
												149	H	Texas St.	90 84
												161	A	Texas-Arlington	63 51
												161	H	Texas-Arlington	56 51
												174	A	Appalachian St.	61 80
												174	H	Appalachian St.	54 55
												212	H	McNeese St.	66 63
												228	A	Georgia St.	72 80
												228	H	Georgia St.	61 66
												234	N	George Mason	53 65
												297	A	Ga. Southern	58 50
												297	H	Ga. Southern	72 66
												316	A	South Ala.	45 38
												316	H	South Ala.	55 53
												317	A	Alcorn	53 62
LAST 12 Division I GAMES:															
149	H	Texas St.	90 84	127	H	La.-Lafayette	65 68								
228	H	Georgia St.	61 66	297	A	Ga. Southern	58 50								
174	A	Appalachian St.	61 80	25	A	UALR	44 68								
316	A	South Ala.	45 38	316	H	South Ala.	55 53								
45	A	Arkansas St.	61 69	114	A	Troy	51 90								
174	H	Appalachian St.	54 55	297	H	Ga. Southern	72 66								

Non-Div I Games: Southern Ark. 78 67 LSU-Alexandria 94 49 William Carey 68 35

La.-Monroe

Loss, Non-Conf, S Site, H Home A Away N Neutral

Lafayette

Through Games Of April 7, 2015

Average RPI Win:	227	WON-LOST	WINNING	LAST 10	STRENGTH OF	OPP. STRENGTH	TEAM	ADJ.	CONF.	ADJ CONF.
Average RPI Loss:	151	RECORD	PCT. RANK	GAMES	SCHEDULE	OF SCHEDULE	RPI	RPI	RPI	RPI
DIV. I ONLY	14- 17	207	3- 7	205	229	211	211	18	18	
DIV. I NON-CONF.	7- 4	105	0- 0	183	249	85	85	20	20	
TOTALS	RPI 1-25	RPI 26-50	W-L RECORDS	RPI 51-100	RPI 101-150	RPI 150+				
14- 17	0- 1	0- 4	OVERALL	1- 0	3- 2	10- 10				
10- 4	0- 0	0- 1	HOME	1- 0	3- 0	6- 3				
4- 13	0- 1	0- 3	AWAY	0- 0	0- 2	4- 7				
0- 0	0- 0	0- 0	NEUTRAL	0- 0	0- 0	0- 0				
7- 4	0- 1	0- 1	NON-CONFERENCE	1- 0	1- 0	5- 2				
4- 0	0- 0	0- 0	HOME	1- 0	1- 0	2- 0				
3- 4	0- 1	0- 1	AWAY	0- 0	0- 0	3- 2				
0- 0	0- 0	0- 0	NEUTRAL	0- 0	0- 0	0- 0				
7- 13	0- 0	0- 3	CONFERENCE	0- 0	2- 2	5- 8				
6- 4	0- 0	0- 1	HOME	0- 0	2- 0	4- 3				
1- 9	0- 0	0- 2	AWAY	0- 0	0- 2	1- 5				
0- 0	0- 0	0- 0	NEUTRAL	0- 0	0- 0	0- 0				

RPI 1-25				RPI 26-50				RPI 51-100				RPI 101+ Team's RPI: 211			
RPI	S	Opponent	Score	RPI	S	Opponent	Score	RPI	S	Opponent	Score	RPI	S	Opponent	Score
8	A	Louisville	61 102	43	A	Seton Hall	63 80	58	H	Penn	60 57	101	A	Army	41 57
				49	A	American	56 79					101	H	Army	71 60
				49	A	American	44 63					106	A	Lehigh	60 65
				49	H	American	58 74					106	H	Lehigh	59 51
												145	H	Hartford	74 59
												160	A	Bucknell	37 51
												160	H	Bucknell	71 77
												189	A	Holy Cross	53 59
												189	H	Holy Cross	46 64
												193	A	Stony Brook	58 60
												194	H	Delaware	63 52
												197	A	Navy	52 65
												197	H	Navy	60 65
												234	A	St. Francis Brooklyn	73 51
												266	A	Colgate	36 49
												266	H	Colgate	58 56
												276	A	Rider	66 48
												286	A	Loyola Maryland	57 49
												286	H	Loyola Maryland	69 63
												286	H	Loyola Maryland	58 46
												288	A	Columbia	65 72
												294	H	NJIT	66 50
												322	A	Boston U.	49 56
												322	H	Boston U.	67 60
												325	A	Saint Peter's	49 34
LAST 12 Division I GAMES:															
				49	A	American	56 79					49	H	American	58 74
				286	H	Loyola Maryland	58 46					286	H	Loyola Maryland	69 63
				101	A	Army	41 57					322	A	Boston U.	49 56
				266	A	Colgate	36 49					160	A	Bucknell	37 51
				106	H	Lehigh	59 51					197	H	Navy	60 65
				189	A	Holy Cross	53 59					266	H	Colgate	58 56

Non-Div I Games:

Lafayette

■ Loss,
 ■ Non-Conf, S Site,
 ■ Home
 ■ Away
 N Neutral

Average RPI Win:	270	WON-LOST	WINNING	LAST 10	STRENGTH OF	OPP. STRENGTH	TEAM	ADJ.	CONF.	ADJ CONF.
Average RPI Loss:	150	RECORD	PCT. RANK	GAMES	SCHEDULE	OF SCHEDULE	RPI	RPI	RPI	RPI
DIV. I ONLY	14- 13	162	7- 3	257	281	198	198	27	27	
DIV. I NON-CONF.	0- 8	339	0- 0	103	81	307	307	27	27	
TOTALS	RPI 1-25	RPI 26-50	W-L RECORDS	RPI 51-100	RPI 101-150	RPI 150+				
14- 13	0- 1	0- 0	OVERALL	0- 2	0- 5	14- 5				
8- 3	0- 0	0- 0	HOME	0- 0	0- 2	8- 1				
6- 9	0- 1	0- 0	AWAY	0- 2	0- 3	6- 3				
0- 1	0- 0	0- 0	NEUTRAL	0- 0	0- 0	0- 1				
0- 8	0- 1	0- 0	NON-CONFERENCE	0- 2	0- 3	0- 2				
0- 2	0- 0	0- 0	HOME	0- 0	0- 1	0- 1				
0- 6	0- 1	0- 0	AWAY	0- 2	0- 2	0- 1				
0- 0	0- 0	0- 0	NEUTRAL	0- 0	0- 0	0- 0				
14- 5	0- 0	0- 0	CONFERENCE	0- 0	0- 2	14- 3				
8- 1	0- 0	0- 0	HOME	0- 0	0- 1	8- 0				
6- 3	0- 0	0- 0	AWAY	0- 0	0- 1	6- 2				
0- 1	0- 0	0- 0	NEUTRAL	0- 0	0- 0	0- 1				

RPI 1-25				RPI 26-50				RPI 51-100				RPI 101+ Team's RPI: 198			
RPI	S	Opponent	Score	RPI	S	Opponent	Score	RPI	S	Opponent	Score	RPI	S	Opponent	Score
21	A	Oklahoma	73 100					69	A	TCU	68 72	116	A	Tulsa	69 73
								88	A	Wright St.	61 82	127	H	La.-Lafayette	55 75
												142	A	Stephen F. Austin	60 71
												142	H	Stephen F. Austin	55 59
												149	A	Texas St.	72 79
												176	A	Northwestern St.	82 72
												176	N	Northwestern St.	64 70
												181	H	UTSA	40 72
												212	A	McNeese St.	77 98
												212	H	McNeese St.	75 67
												215	H	Nicholls St.	67 62
												253	H	Central Ark.	82 46
												255	A	Houston Baptist	80 64
												255	H	Houston Baptist	79 62
												256	A	Abilene Christian	73 58
												256	H	Abilene Christian	76 72
												257	A	A&M-Corpus Christi	51 56
												270	A	Rice	63 97
												295	A	Sam Houston St.	87 68
												295	H	Sam Houston St.	92 73
												300	A	New Orleans	64 54
												327	H	Southeastern La.	83 60
												340	A	Incarnate Word	67 45
												340	H	Incarnate Word	81 64
LAST 12 Division I GAMES:															
				176	N	Northwestern St.	64 70	255	H	Houston Baptist	79 62				
				295	H	Sam Houston St.	92 73	340	A	Incarnate Word	67 45				
				340	H	Incarnate Word	81 64	256	A	Abilene Christian	73 58				
				212	A	McNeese St.	77 98	256	H	Abilene Christian	76 72				
				212	H	McNeese St.	75 67	295	A	Sam Houston St.	87 68				
				142	A	Stephen F. Austin	60 71	255	A	Houston Baptist	80 64				

Non-Div I Games: Huston-Tillotson 95 47 St. Thomas (TX) 67 35 Ohio Valley 93 42

Lamar

Loss, Non-Conf, S Site, H Home A Away N Neutral

Average RPI Win: 217	WON-LOST	WINNING	LAST 10	STRENGTH OF	OPP. STRENGTH	TEAM	ADJ.	CONF.	ADJ CONF.
Average RPI Loss: 135	RECORD	PCT. RANK	GAMES	SCHEDULE	OF SCHEDULE	RPI	RPI	RPI	RPI
DIV. I ONLY	18- 12	105	4- 6	167	226	106	106	18	18
DIV. I NON-CONF.	7- 2	37	0- 0	192	211	66	66	20	20
TOTALS	RPI 1-25	RPI 26-50	W-L RECORDS	RPI 51-100	RPI 101-150	RPI 150+			
18- 12	0- 1	0- 4	OVERALL	1- 0	3- 1	14- 6			
7- 4	0- 0	0- 2	HOME	0- 0	2- 0	5- 2			
10- 8	0- 1	0- 2	AWAY	1- 0	1- 1	8- 4			
1- 0	0- 0	0- 0	NEUTRAL	0- 0	0- 0	1- 0			
7- 2	0- 1	0- 1	NON-CONFERENCE	1- 0	1- 0	5- 0			
1- 1	0- 0	0- 1	HOME	0- 0	1- 0	0- 0			
5- 1	0- 1	0- 0	AWAY	1- 0	0- 0	4- 0			
1- 0	0- 0	0- 0	NEUTRAL	0- 0	0- 0	1- 0			
11- 10	0- 0	0- 3	CONFERENCE	0- 0	2- 1	9- 6			
6- 3	0- 0	0- 1	HOME	0- 0	1- 0	5- 2			
5- 7	0- 0	0- 2	AWAY	0- 0	1- 1	4- 4			
0- 0	0- 0	0- 0	NEUTRAL	0- 0	0- 0	0- 0			

RPI 1-25				RPI 26-50				RPI 51-100				RPI 101+ Team's RPI: 106			
RPI	S	Opponent	Score	RPI	S	Opponent	Score	RPI	S	Opponent	Score	RPI	S	Opponent	Score
13	A	Arizona St.	61 81	44	H	Duquesne	75 82	87	A	Saint Joseph's	73 71	101	A	Army	76 57
				49	A	American	50 66					101	A	Army	62 66
				49	A	American	64 74					101	H	Army	63 51
				49	H	American	73 75					108	H	Hampton	85 67
												160	A	Bucknell	61 69
												160	H	Bucknell	76 61
												189	A	Holy Cross	75 62
												189	A	Holy Cross	66 60
												189	H	Holy Cross	71 58
												197	A	Navy	44 47
												197	H	Navy	44 50
												211	A	Lafayette	51 59
												211	H	Lafayette	65 60
												218	A	Sacred Heart	85 77
												240	A	Monmouth	82 70
												266	A	Colgate	86 68
												266	H	Colgate	60 61
												286	A	Loyola Maryland	52 64
												286	H	Loyola Maryland	75 61
												294	A	NJIT	74 54
												302	N	Eastern Ill.	72 69
												322	A	Boston U.	78 71
												322	H	Boston U.	85 64
												325	A	Saint Peter's	70 58
LAST 12 Division I GAMES:															
				49	A	American	50 66					44	50		
				101	A	Army	76 57					189	H	Holy Cross	71 58
				189	A	Holy Cross	75 62					49	A	American	64 74
				266	H	Colgate	60 61					286	H	Loyola Maryland	75 61
				160	A	Bucknell	61 69					101	A	Army	62 66
				211	A	Lafayette	51 59					322	A	Boston U.	78 71

Non-Div I Games: East Stroudsburg 77 53

Lehigh

■ Loss,
 ■ Non-Conf, S Site,
 ■ Home
 ■ Away
 N Neutral

[illegible]

Non-Div I Games:

RPI	S	Opponent	Score	
348	A	Charleston So.	86	51
348	H	Charleston So.	64	53

L
i
b
e
r
t
y

L
i
b
e
r
t
y

Liberty

Average RPI Win: 252	WON-LOST	WINNING	LAST 10	STRENGTH OF	OPP. STRENGTH	TEAM	ADJ.	CONF.	ADJ CONF.
Average RPI Loss: 139	RECORD	PCT. RANK	GAMES	SCHEDULE	OF SCHEDULE	RPI	RPI	RPI	RPI
DIV. I ONLY	7- 21	296	0- 10	130	178	264	264	11	11
DIV. I NON-CONF.	4- 9	246	0- 0	240	244	279	279	13	13
TOTALS	RPI 1-25	RPI 26-50	W-L RECORDS	RPI 51-100	RPI 101-150	RPI 150+			
7- 21	0- 3	0- 0	OVERALL	0- 5	0- 3	7- 10			
4- 9	0- 2	0- 0	HOME	0- 2	0- 1	4- 4			
3- 11	0- 1	0- 0	AWAY	0- 3	0- 1	3- 6			
0- 1	0- 0	0- 0	NEUTRAL	0- 0	0- 1	0- 0			
4- 9	0- 1	0- 0	NON-CONFERENCE	0- 2	0- 1	4- 5			
3- 3	0- 1	0- 0	HOME	0- 1	0- 0	3- 1			
1- 5	0- 0	0- 0	AWAY	0- 1	0- 0	1- 4			
0- 1	0- 0	0- 0	NEUTRAL	0- 0	0- 1	0- 0			
3- 12	0- 2	0- 0	CONFERENCE	0- 3	0- 2	3- 5			
1- 6	0- 1	0- 0	HOME	0- 1	0- 1	1- 3			
2- 6	0- 1	0- 0	AWAY	0- 2	0- 1	2- 2			
0- 0	0- 0	0- 0	NEUTRAL	0- 0	0- 0	0- 0			

RPI 1-25				RPI 26-50				RPI 51-100				RPI 101+ Team's RPI: 264			
RPI	S	Opponent	Score	RPI	S	Opponent	Score	RPI	S	Opponent	Score	RPI	S	Opponent	Score
3	H	Tennessee	51 85					72	A	Stetson	75 103	123	N	Harvard	63 84
18	A	FGCU	43 69					72	A	Stetson	69 92	143	A	Northern Ky.	57 64
18	H	FGCU	49 71					72	H	Stetson	77 82	143	H	Northern Ky.	70 81
								84	A	Georgia Tech	53 71	154	H	Tennessee St.	55 73
								88	H	Wright St.	66 79	165	A	Kennesaw St.	57 75
												165	H	Kennesaw St.	79 61
												172	A	Belmont	60 80
												187	A	UAB	54 72
												191	A	Xavier	38 62
												205	A	Jacksonville	75 63
												205	H	Jacksonville	63 75
												222	A	USC Upstate	68 71
												222	H	USC Upstate	67 76
												243	A	North Florida	71 62
												243	H	North Florida	54 57
												247	A	Morehead St.	61 59
												274	H	Jackson St.	72 45
												297	H	Ga. Southern	80 74
												331	A	Murray St.	71 74
												333	H	Tennessee Tech	72 53
LAST 12 Division I GAMES:															
72	A	Stetson	69 92	72	A	Stetson	75 103								
165	A	Kennesaw St.	57 75	143	A	Northern Ky.	57 64								
222	H	USC Upstate	67 76	72	H	Stetson	77 82								
205	H	Jacksonville	63 75	18	H	FGCU	49 71								
243	H	North Florida	54 57	243	A	North Florida	71 62								
18	A	FGCU	43 69	205	A	Jacksonville	75 63								

Non-Div I Games: Trevecca Nazarene 95 71

Lipscomb

■ Loss,
 ■ Non-Conf,
 ■ S Site,
 ■ H Home
 ■ A Away
 N Neutral

Average RPI Win:	202	WON-LOST	WINNING	LAST 10	STRENGTH OF	OPP. STRENGTH	TEAM	ADJ.	CONF.	ADJ CONF.
Average RPI Loss:	110	RECORD	PCT. RANK	GAMES	SCHEDULE	OF SCHEDULE	RPI	RPI	RPI	RPI
DIV. I ONLY	21- 10	64	3- 7	239	118	113	113	15	15	
DIV. I NON-CONF.	12- 2	16	0- 1	199	106	53	53	14	14	
TOTALS	RPI 1-25	RPI 26-50	W-L RECORDS	RPI 51-100	RPI 101-150	RPI 150+				
21- 10	1- 0	0- 0	OVERALL	3- 6	3- 1	14- 3				
12- 4	1- 0	0- 0	HOME	2- 3	2- 0	7- 1				
8- 5	0- 0	0- 0	AWAY	1- 3	0- 1	7- 1				
1- 1	0- 0	0- 0	NEUTRAL	0- 0	1- 0	0- 1				
12- 2	1- 0	0- 0	NON-CONFERENCE	3- 2	2- 0	6- 0				
7- 1	1- 0	0- 0	HOME	2- 1	1- 0	3- 0				
4- 1	0- 0	0- 0	AWAY	1- 1	0- 0	3- 0				
1- 0	0- 0	0- 0	NEUTRAL	0- 0	1- 0	0- 0				
9- 8	0- 0	0- 0	CONFERENCE	0- 4	1- 1	8- 3				
5- 3	0- 0	0- 0	HOME	0- 2	1- 0	4- 1				
4- 4	0- 0	0- 0	AWAY	0- 2	0- 1	4- 1				
0- 1	0- 0	0- 0	NEUTRAL	0- 0	0- 0	0- 1				

RPI 1-25				RPI 26-50				RPI 51-100				RPI 101+ Team's RPI: 113			
RPI	S	Opponent	Score	RPI	S	Opponent	Score	RPI	S	Opponent	Score	RPI	S	Opponent	Score
24	H	California	58 56					60	H	LSU	59 44	111	N	Boise St.	68 50
								65	A	San Diego	56 63	140	H	San Francisco	70 58
								75	A	CSUN	61 77	148	A	UC Riverside	74 80
								75	H	CSUN	52 67	148	H	UC Riverside	76 66
								81	A	Hawaii	64 72	156	A	UC Davis	66 83
								81	H	Hawaii	46 47	156	H	UC Davis	63 60
								82	H	Pacific	53 43	156	N	UC Davis	67 70
								93	H	Southern California	85 90	167	A	Cal Poly	85 74
								99	A	Colorado	62 56	167	H	Cal Poly	57 58
												214	A	Cal St. Fullerton	69 62
												214	H	Cal St. Fullerton	74 70
												221	H	Fla. Atlantic	85 60
												225	A	San Diego St.	74 62
												233	A	Pepperdine	78 69
												277	A	UC Irvine	62 46
												277	H	UC Irvine	57 40
												303	H	Seattle	85 73
												309	H	LIU Brooklyn	71 63
												310	A	Portland St.	62 58
												332	A	UC Santa Barbara	81 44
												332	H	UC Santa Barbara	68 38
LAST 12 Division I GAMES:															
				65	A	San Diego	56 63	156	A	UC Davis	66 83				
				156	N	UC Davis	67 70	167	H	Cal Poly	57 58				
				148	H	UC Riverside	76 66	332	H	UC Santa Barbara	68 38				
				75	A	CSUN	61 77	148	A	UC Riverside	74 80				
				214	A	Cal St. Fullerton	69 62	277	A	UC Irvine	62 46				
				81	H	Hawaii	46 47	214	H	Cal St. Fullerton	74 70				

Non-Div I Games: Alas. Anchorage 69 60

Long Beach St.

■ Loss,
 ■ Non-Conf, S Site,
 ■ Home
 ■ Away
 N Neutral

Average RPI Win:	328	WON-LOST	WINNING	LAST 10	STRENGTH OF	OPP. STRENGTH	TEAM	ADJ.	CONF.	ADJ CONF.
Average RPI Loss:	205	RECORD	PCT. RANK	GAMES	SCHEDULE	OF SCHEDULE	RPI	RPI	RPI	RPI
DIV. I ONLY	4- 26	334	1- 9	315	295	343	343	28	28	
DIV. I NON-CONF.	0- 9	339	0- 0	333	82	349	349	32	32	
TOTALS	RPI 1-25	RPI 26-50	W-L RECORDS	RPI 51-100	RPI 101-150	RPI 150+				
4- 26	0- 0	0- 0	OVERALL	0- 3	0- 1	4- 22				
3- 9	0- 0	0- 0	HOME	0- 1	0- 0	3- 8				
1- 16	0- 0	0- 0	AWAY	0- 1	0- 0	1- 2				
0- 1	0- 0	0- 0	NEUTRAL	0- 0	0- 0	0- 1				
0- 9	0- 0	0- 0	NON-CONFERENCE	0- 1	0- 1	0- 7				
0- 2	0- 0	0- 0	HOME	0- 0	0- 0	0- 2				
0- 7	0- 0	0- 0	AWAY	0- 1	0- 1	0- 5				
0- 0	0- 0	0- 0	NEUTRAL	0- 0	0- 0	0- 0				
4- 17	0- 0	0- 0	CONFERENCE	0- 2	0- 0	4- 15				
3- 7	0- 0	0- 0	HOME	0- 1	0- 0	3- 6				
1- 9	0- 0	0- 0	AWAY	0- 1	0- 0	1- 8				
0- 1	0- 0	0- 0	NEUTRAL	0- 0	0- 0	0- 1				

RPI S	Opponent	Score	RPI S	Opponent	Score	RPI S	Opponent	Score	RPI S	Opponent	Score	Team's RPI: 343
						64	A Liberty	48 70	112	A Virginia	49 91	
						64	H Liberty	60 65	152	A High Point	60 81	
						86	A Richmond	50 80	152	H High Point	63 77	
									159	A Florida	46 91	
									182	A Wake Forest	60 64	
									196	A William & Mary	55 90	
									199	A Winthrop	48 81	
									199	H Winthrop	62 63	
									201	A Virginia Tech	42 74	
									203	A Clemson	56 72	
									206	A Campbell	56 68	
									206	H Campbell	58 65	
									207	A Radford	45 55	
									207	H Radford	60 78	
									234	H George Mason	61 83	
									242	A Presbyterian	48 53	
									242	H Presbyterian	32 36	
									279	A Gardner-Webb	53 80	
									279	H Gardner-Webb	63 59	
									279	N Gardner-Webb	55 63	
									307	A UNC Asheville	77 88	
									307	H UNC Asheville	44 60	
									311	H UNCG	64 70	
									335	A Coastal Caro.	44 75	
									335	H Coastal Caro.	78 74	
									348	A Charleston So.	58 51	
LAST 12 Division I GAMES:												
			279	N Gardner-Webb	55 63	279	A Gardner-Webb	53 80				
			348	A Charleston So.	58 51	307	A UNC Asheville	77 88				
			242	H Presbyterian	32 36	152	H High Point	63 77				
			64	H Liberty	60 65	206	A Campbell	56 68				
			335	A Coastal Caro.	44 75	199	H Winthrop	62 63				
			207	A Radford	45 55	348	H Charleston So.	79 71				

Non-Div I Games:

Longwood

■ Loss,
 ■ Non-Conf,
 ■ S Site,
 ■ H Home
 ■ A Away
 N Neutral

RPI	S	Opponent	Score
348	H	Charleston So.	79 71

Longwood

L
o
n
g
w
o
o
d

L
o
n
g
w
o
o
d

Louisiana Tech

Through Games Of April 7, 2015

Average RPI Win:	214	WON-LOST	WINNING	LAST 10	STRENGTH OF	OPP. STRENGTH	TEAM	ADJ.	CONF.	ADJ CONF.
Average RPI Loss:	115	RECORD	PCT. RANK	GAMES	SCHEDULE	OF SCHEDULE	RPI	RPI	RPI	RPI
DIV. I ONLY	15- 15	169	5- 5	105	160	121	121	17	17	
DIV. I NON-CONF.	4- 6	207	0- 0	121	200	122	122	18	18	
TOTALS	RPI 1-25	RPI 26-50	W-L RECORDS	RPI 51-100	RPI 101-150	RPI 150+				
15- 15	0- 0	0- 2	OVERALL	1- 6	2- 2	12- 5				
6- 4	0- 0	0- 0	HOME	0- 2	0- 1	6- 1				
7- 10	0- 0	0- 0	AWAY	1- 2	1- 0	5- 2				
2- 1	0- 0	0- 0	NEUTRAL	0- 1	1- 0	1- 0				
4- 6	0- 0	0- 1	NON-CONFERENCE	0- 2	2- 1	2- 2				
1- 0	0- 0	0- 0	HOME	0- 0	0- 0	1- 0				
2- 6	0- 0	0- 1	AWAY	0- 2	1- 1	1- 2				
1- 0	0- 0	0- 0	NEUTRAL	0- 0	1- 0	0- 0				
11- 9	0- 0	0- 1	CONFERENCE	1- 4	0- 1	10- 3				
5- 4	0- 0	0- 0	HOME	0- 2	0- 1	5- 1				
5- 4	0- 0	0- 1	AWAY	1- 1	0- 0	4- 2				
1- 1	0- 0	0- 0	NEUTRAL	0- 1	0- 0	1- 0				

RPI 1-25			RPI 26-50			RPI 51-100			RPI 101+			Team's RPI: 121			
RPI	S	Opponent	Score	RPI	S	Opponent	Score	RPI	S	Opponent	Score	RPI	S	Opponent	Score
28	A	Mississippi St.	77 81	60	A	LSU	59 73	119	H	Old Dominion	71 72				
29	A	Western Ky.	66 82	62	A	Middle Tenn.	59 82	123	N	Harvard	83 64				
				62	H	Middle Tenn.	44 68	127	A	La.-Lafayette	55 58				
				62	N	Middle Tenn.	58 77	142	A	Stephen F. Austin	76 69				
				71	A	Southern Miss.	67 64	158	H	Charlotte	71 61				
				71	H	Southern Miss.	77 79	168	A	Marshall	68 67				
				84	A	Georgia Tech	81 96	176	A	Northwestern St.	57 69				
								181	A	UTSA	53 60				
								181	H	UTSA	79 74				
								187	A	UAB	61 55				
								187	H	UAB	54 63				
								215	H	Nicholls St.	80 62				
								221	A	Fla. Atlantic	73 68				
								221	N	Fla. Atlantic	84 74				
								236	A	Utah	52 67				
								244	A	UTEP	75 88				
								244	H	UTEP	90 72				
								270	H	Rice	88 71				
								328	H	North Texas	92 57				
								334	A	FIU	79 56				
								346	A	Alabama A&M	70 68				
LAST 12 Division I GAMES:															
		62 N Middle Tenn.	58 77			158 H Charlotte	71 61								
		221 N Fla. Atlantic	84 74			334 A FIU	79 56								
		71 A Southern Miss.	67 64			221 A Fla. Atlantic	73 68								
		181 A UTSA	53 60			62 H Middle Tenn.	44 68								
		244 A UTEP	75 88			187 H UAB	54 63								
		119 H Old Dominion	71 72			168 A Marshall	68 67								

Non-Div I Games: Loyola (LA) 75 61

Louisiana Tech

■ Loss,
 ■ Non-Conf,
 ■ S Site,
 ■ Home
 ■ A Away
 N Neutral

Louisville

Through Games Of April 7, 2015

Average RPI Win:	115	WON-LOST	WINNING	LAST 10	STRENGTH OF	OPP. STRENGTH	TEAM	ADJ.	CONF.	ADJ CONF.
Average RPI Loss:	24	RECORD	PCT. RANK	GAMES	SCHEDULE	OF SCHEDULE	RPI	RPI	RPI	RPI
DIV. I ONLY	27- 7	23	6- 4	10	22	8	8	2	2	
DIV. I NON-CONF.	14- 2	13	2- 1	30	67	12	12	2	2	
TOTALS	RPI 1-25	RPI 26-50	W-L RECORDS	RPI 51-100	RPI 101-150	RPI 150+				
27- 7	4- 6	5- 0	OVERALL	4- 0	5- 1	9- 0				
16- 1	2- 1	3- 0	HOME	3- 0	5- 0	3- 0				
9- 4	1- 3	2- 0	AWAY	0- 0	0- 1	6- 0				
2- 2	1- 2	0- 0	NEUTRAL	1- 0	0- 0	0- 0				
14- 2	2- 2	2- 0	NON-CONFERENCE	1- 0	3- 0	6- 0				
8- 1	1- 1	1- 0	HOME	0- 0	3- 0	3- 0				
5- 0	1- 0	1- 0	AWAY	0- 0	0- 0	3- 0				
1- 1	0- 1	0- 0	NEUTRAL	1- 0	0- 0	0- 0				
13- 5	2- 4	3- 0	CONFERENCE	3- 0	2- 1	3- 0				
8- 0	1- 0	2- 0	HOME	3- 0	2- 0	0- 0				
4- 4	0- 3	1- 0	AWAY	0- 0	0- 1	3- 0				
1- 1	1- 1	0- 0	NEUTRAL	0- 0	0- 0	0- 0				

RPI	S	Opponent	Score	RPI	S	Opponent	Score	RPI	S	Opponent	Score	RPI	S	Opponent	Score
1	A	Notre Dame	52 68	27	A	South Fla.	60 52	54	N	BYU	86 53	112	A	Virginia	59 75
7	A	Florida St.	63 68	29	H	Western Ky.	89 67	56	H	Miami (FL)	68 55	112	H	Virginia	67 55
7	N	Florida St.	51 66	32	H	Syracuse	78 58	68	H	North Carolina St.	65 58	119	H	Old Dominion	100 46
9	H	Iowa	86 52	39	A	Pittsburgh	63 57	84	H	Georgia Tech	75 48	124	H	Boston College	77 60
11	N	Dayton	66 82	39	H	Pittsburgh	48 35					130	H	Ball St.	69 56
12	H	Kentucky	68 77									137	H	UT Martin	77 43
15	A	Duke	58 66									172	H	Belmont	95 35
16	H	North Carolina	75 66									182	A	Wake Forest	79 68
16	N	North Carolina	77 75									201	A	Virginia Tech	69 49
24	A	California	70 57									203	A	Clemson	81 49
												211	H	Lafayette	102 61
												217	A	IUPUI	89 69
												248	H	Evansville	73 51
												275	A	Grand Canyon	65 51
												284	A	Valparaiso	86 59
LAST 12 Division I GAMES:															
11	N	Dayton	66 82	124	H	Boston College	77 60								
27	A	South Fla.	60 52	1	A	Notre Dame	52 68								
54	N	BYU	86 53	201	A	Virginia Tech	69 49								
7	N	Florida St.	51 66	16	H	North Carolina	75 66								
16	N	North Carolina	77 75	203	A	Clemson	81 49								
112	A	Virginia	59 75	39	H	Pittsburgh	48 35								

Non-Div I Games:

Louisville

■ Loss,
 ■ Non-Conf, S Site,
 ■ Home
 ■ Away
 N Neutral

Loyola Chicago

Through Games Of April 7, 2015

Average RPI Win:	256	WON-LOST	WINNING	LAST 10	STRENGTH OF	OPP. STRENGTH	TEAM	ADJ.	CONF.	ADJ CONF.
Average RPI Loss:	150	RECORD	PCT. RANK	GAMES	SCHEDULE	OF SCHEDULE	RPI	RPI	RPI	RPI
DIV. I ONLY	6- 25	319	3- 7	192	202	304	304	21	21	
DIV. I NON-CONF.	2- 9	298	0- 0	123	130	260	260	19	19	
TOTALS	RPI 1-25	RPI 26-50	W-L RECORDS	RPI 51-100	RPI 101-150	RPI 150+				
6- 25	0- 0	0- 5	OVERALL	0- 3	1- 6	5- 11				
4- 10	0- 0	0- 2	HOME	0- 2	0- 3	4- 3				
1- 14	0- 0	0- 2	AWAY	0- 1	1- 3	0- 8				
1- 1	0- 0	0- 1	NEUTRAL	0- 0	0- 0	1- 0				
2- 9	0- 0	0- 2	NON-CONFERENCE	0- 3	1- 0	1- 4				
1- 4	0- 0	0- 1	HOME	0- 2	0- 0	1- 1				
1- 5	0- 0	0- 1	AWAY	0- 1	1- 0	0- 3				
0- 0	0- 0	0- 0	NEUTRAL	0- 0	0- 0	0- 0				
4- 16	0- 0	0- 3	CONFERENCE	0- 0	0- 6	4- 7				
3- 6	0- 0	0- 1	HOME	0- 0	0- 3	3- 2				
0- 9	0- 0	0- 1	AWAY	0- 0	0- 3	0- 5				
1- 1	0- 0	0- 1	NEUTRAL	0- 0	0- 0	1- 0				

RPI S	Opponent	Score	RPI S	Opponent	Score	RPI S	Opponent	Score	RPI S	Opponent	Score	Team's RPI: 304
			35 H DePaul	84 109		79 H Michigan St.	38 90		105 A Drake	70 74		
			37 A Northwestern	33 70		84 H Georgia Tech	57 92		105 H Drake	60 86		
			42 A Wichita St.	55 64		90 A Missouri	45 56		126 A Missouri St.	64 83		
			42 H Wichita St.	41 65					126 H Missouri St.	57 87		
			42 N Wichita St.	42 59					135 A UNI	64 69		
									135 H UNI	58 75		
									143 A Northern Ky.	45 38		
									153 A Dartmouth	58 70		
									175 A Southern Ill.	58 64		
									175 H Southern Ill.	70 74		
									186 A Indiana St.	37 64		
									186 H Indiana St.	61 50		
									187 H UAB	51 61		
									216 A Ill.-Chicago	28 63		
									248 A Evansville	38 63		
									248 H Evansville	70 58		
									249 A Marquette	71 86		
									302 H Eastern Ill.	63 52		
									326 A Bradley	57 66		
									326 H Bradley	45 46		
									326 N Bradley	67 55		
									329 A Illinois St.	56 72		
									329 H Illinois St.	67 53		
LAST 12 Division I GAMES:												
			42 N Wichita St.	42 59		326 A Bradley	57 66					
			326 N Bradley	67 55		126 A Missouri St.	64 83					
			105 A Drake	70 74		42 A Wichita St.	55 64					
			135 A UNI	64 69		186 H Indiana St.	61 50					
			175 H Southern Ill.	70 74		248 H Evansville	70 58					
			329 H Illinois St.	67 53		329 A Illinois St.	56 72					

Non-Div I Games:

Loyola Chicago

■ Loss,
 ■ Non-Conf,
 ■ S Site,
 ■ H Home
 ■ A Away
 N Neutral

Loyola Maryland

Through Games Of April 7, 2015

Average RPI Win:	254	WON-LOST	WINNING	LAST 10	STRENGTH OF	OPP. STRENGTH	TEAM	ADJ.	CONF.	ADJ CONF.
Average RPI Loss:	154	RECORD	PCT. RANK	GAMES	SCHEDULE	OF SCHEDULE	RPI	RPI	RPI	RPI
DIV. I ONLY	7- 23	301	1- 9	197	171	286	286	18	18	
DIV. I NON-CONF.	2- 9	298	0- 0	220	112	309	309	20	20	
TOTALS	RPI 1-25	RPI 26-50	W-L RECORDS	RPI 51-100	RPI 101-150	RPI 150+				
7- 23	0- 2	0- 3	OVERALL	0- 1	1- 4	6- 13				
5- 10	0- 1	0- 1	HOME	0- 1	1- 2	4- 5				
2- 13	0- 1	0- 2	AWAY	0- 0	0- 2	2- 7				
0- 0	0- 0	0- 0	NEUTRAL	0- 0	0- 0	0- 0				
2- 9	0- 2	0- 1	NON-CONFERENCE	0- 1	0- 1	2- 4				
2- 4	0- 1	0- 0	HOME	0- 1	0- 1	2- 1				
0- 5	0- 1	0- 1	AWAY	0- 0	0- 0	0- 3				
0- 0	0- 0	0- 0	NEUTRAL	0- 0	0- 0	0- 0				
5- 14	0- 0	0- 2	CONFERENCE	0- 0	1- 3	4- 9				
3- 6	0- 0	0- 1	HOME	0- 0	1- 1	2- 4				
2- 8	0- 0	0- 1	AWAY	0- 0	0- 2	2- 5				
0- 0	0- 0	0- 0	NEUTRAL	0- 0	0- 0	0- 0				

RPI 1-25				RPI 26-50				RPI 51-100				RPI 101+ Team's RPI: 286			
RPI	S	Opponent	Score	RPI	S	Opponent	Score	RPI	S	Opponent	Score	RPI	S	Opponent	Score
6	A	Maryland	43 65	39	A	Pittsburgh	46 84	74	H	East Carolina	33 82	101	A	Army	44 55
14	H	George Washington	49 72	49	A	American	50 62					101	H	Army	53 62
				49	H	American	44 55					106	A	Lehigh	61 75
												106	H	Lehigh	64 52
												138	H	Cornell	61 79
												160	A	Bucknell	49 66
												160	H	Bucknell	61 72
												189	A	Holy Cross	57 51
												189	H	Holy Cross	37 65
												196	A	William & Mary	71 72
												197	A	Navy	50 59
												197	H	Navy	55 49
												211	A	Lafayette	46 58
												211	A	Lafayette	63 69
												211	H	Lafayette	49 57
												245	H	Towson	50 63
												261	A	UMBC	58 81
												266	A	Colgate	53 54
												266	H	Colgate	45 72
												296	A	Georgetown	44 71
												319	H	Mt. St. Mary's	56 49
												322	A	Boston U.	63 53
												322	H	Boston U.	66 55
												325	H	Saint Peter's	59 49
LAST 12 Division I GAMES:															
211	A	Lafayette	46 58	211	A	Lafayette	63 69								
197	A	Navy	50 59	106	A	Lehigh	61 75								
189	H	Holy Cross	37 65	49	H	American	44 55								
266	A	Colgate	53 54	101	H	Army	53 62								
160	H	Bucknell	61 72	189	A	Holy Cross	57 51								
322	H	Boston U.	66 55	266	H	Colgate	45 72								

Non-Div I Games:

Loyola Maryland

Loss, Non-Conf, S Site, H Home A Away N Neutral

Average RPI Win: 223	WON-LOST	WINNING	LAST 10	STRENGTH OF	OPP. STRENGTH	TEAM	ADJ.	CONF.	ADJ CONF.
Average RPI Loss: 134	RECORD	PCT. RANK	GAMES	SCHEDULE	OF SCHEDULE	RPI	RPI	RPI	RPI
DIV. I ONLY	23- 9	40	7- 3	260	194	97	97	23	23
DIV. I NON-CONF.	8- 6	136	0- 1	204	147	146	146	23	23
TOTALS	RPI 1-25	RPI 26-50	W-L RECORDS	RPI 51-100	RPI 101-150	RPI 150+			
23- 9	0- 1	0- 0	OVERALL	1- 2	4- 2	18- 4			
13- 2	0- 0	0- 0	HOME	0- 1	3- 0	10- 1			
10- 5	0- 0	0- 0	AWAY	1- 1	1- 1	8- 3			
0- 2	0- 1	0- 0	NEUTRAL	0- 0	0- 1	0- 0			
8- 6	0- 1	0- 0	NON-CONFERENCE	0- 1	2- 1	6- 3			
6- 1	0- 0	0- 0	HOME	0- 0	2- 0	4- 1			
2- 4	0- 0	0- 0	AWAY	0- 1	0- 1	2- 2			
0- 1	0- 1	0- 0	NEUTRAL	0- 0	0- 0	0- 0			
15- 3	0- 0	0- 0	CONFERENCE	1- 1	2- 1	12- 1			
7- 1	0- 0	0- 0	HOME	0- 1	1- 0	6- 0			
8- 1	0- 0	0- 0	AWAY	1- 0	1- 0	6- 1			
0- 1	0- 0	0- 0	NEUTRAL	0- 0	0- 1	0- 0			

RPI 1-25				RPI 26-50				RPI 51-100				Team's RPI: 97	RPI 101+			
RPI	S	Opponent	Score	RPI	S	Opponent	Score	RPI	S	Opponent	Score		RPI	S	Opponent	Score
16	N	North Carolina	36 65					63	A	Villanova	60 71		123	H	Harvard	65 46
								80	A	Albany (NY)	52 44		124	H	Boston College	69 64
								80	H	Albany (NY)	43 49		128	A	Yale	55 57
													145	A	Hartford	68 57
													145	H	Hartford	63 45
													145	N	Hartford	54 65
													153	H	Dartmouth	53 38
													157	A	Bryant	52 65
													162	A	Central Conn. St.	72 58
													192	A	Massachusetts	60 68
													193	A	Stony Brook	58 55
													193	H	Stony Brook	57 49
													196	A	William & Mary	54 51
													210	A	New Hampshire	47 61
													210	H	New Hampshire	87 56
													218	H	Sacred Heart	58 59
													219	A	UMass Lowell	74 46
													219	H	UMass Lowell	68 54
													231	H	Brown	58 53
													261	A	UMBC	56 42
LAST 12 Division I GAMES:													261	H	UMBC	61 41
				63	A	Villanova	60 71					306	A	Vermont	57 54	
				145	N	Hartford	54 65					193	H	Stony Brook	57 49	
				324	A	Binghamton	78 71					219	A	UMass Lowell	74 46	
				210	A	New Hampshire	47 61					145	H	Hartford	63 45	
				261	H	UMBC	61 41					80	A	Albany (NY)	52 44	
				324	A	Binghamton	70 56					210	H	New Hampshire	87 56	

Non-Div I Games:

Maine

■ Loss,
■ Non-Conf,
■ S Site,
■ H Home
■ A Away
N Neutral

M
a
i
n
e

Maine
RPI S Opponent Score

Through Games Of April 7, 2015

RPI	S	Opponent	Score	
324	A	Binghamton	70	56
324	H	Binghamton	70	48

M
a
i
n
e

Maine

[illegible]

Non-Div I Games:

Average RPI Win: 231	WON-LOST	WINNING	LAST 10	STRENGTH OF	OPP. STRENGTH	TEAM	ADJ.	CONF.	ADJ CONF.
Average RPI Loss: 132	RECORD	PCT. RANK	GAMES	SCHEDULE	OF SCHEDULE	RPI	RPI	RPI	RPI
DIV. I ONLY	21- 12	80	5- 5	216	223	133	133	25	25
DIV. I NON-CONF.	4- 6	207	0- 1	124	120	201	201	24	24
TOTALS	RPI 1-25	RPI 26-50	W-L RECORDS	RPI 51-100	RPI 101-150	RPI 150+			
21- 12	0- 1	1- 3	OVERALL	1- 3	2- 0	17- 5			
10- 5	0- 0	1- 1	HOME	1- 2	1- 0	7- 2			
8- 5	0- 1	0- 1	AWAY	0- 0	1- 0	7- 3			
3- 2	0- 0	0- 1	NEUTRAL	0- 1	0- 0	3- 0			
4- 6	0- 1	1- 0	NON-CONFERENCE	1- 3	0- 0	2- 2			
3- 2	0- 0	1- 0	HOME	1- 2	0- 0	1- 0			
0- 3	0- 1	0- 0	AWAY	0- 0	0- 0	0- 2			
1- 1	0- 0	0- 0	NEUTRAL	0- 1	0- 0	1- 0			
17- 6	0- 0	0- 3	CONFERENCE	0- 0	2- 0	15- 3			
7- 3	0- 0	0- 1	HOME	0- 0	1- 0	6- 2			
8- 2	0- 0	0- 1	AWAY	0- 0	1- 0	7- 1			
2- 1	0- 0	0- 1	NEUTRAL	0- 0	0- 0	2- 0			

RPI 1-25				RPI 26-50				RPI 51-100				RPI 101+ Team's RPI: 133			
RPI	S	Opponent	Score	RPI	S	Opponent	Score	RPI	S	Opponent	Score	RPI	S	Opponent	Score
5	A	Baylor	60 90	30	A	Quinnipiac	55 73	72	N	Stetson	50 57	147	A	Siena	56 46
				30	H	Quinnipiac	62 80	77	H	St. John's (NY)	48 49	147	H	Siena	65 58
				30	N	Quinnipiac	61 72	80	H	Albany (NY)	61 58	178	A	Fairfield	56 50
				48	H	South Dakota St.	82 64	98	H	Temple	54 67	178	H	Fairfield	55 56
												178	N	Fairfield	67 50
												194	A	Delaware	60 70
												195	A	Iona	63 58
												195	H	Iona	59 54
												238	A	Niagara	75 66
												238	H	Niagara	65 70
												240	A	Monmouth	63 60
												240	H	Monmouth	75 65
												263	A	Canisius	63 49
												263	H	Canisius	74 64
												276	A	Rider	65 56
												276	H	Rider	60 46
												278	N	Utah St.	68 65
												312	A	Northeastern	51 58
												321	A	Manhattan	67 45
												321	H	Manhattan	77 38
												322	H	Boston U.	77 50
												325	A	Saint Peter's	58 66
												325	H	Saint Peter's	77 51
												325	N	Saint Peter's	62 57
LAST 12 Division I GAMES:															
				98	H	Temple	54 67	178	A	Fairfield	56 50				
				30	N	Quinnipiac	61 72	195	H	Iona	59 54				
				178	N	Fairfield	67 50	238	H	Niagara	65 70				
				325	N	Saint Peter's	62 57	30	H	Quinnipiac	62 80				
				276	A	Rider	65 56	263	A	Canisius	63 49				
				325	A	Saint Peter's	58 66	238	A	Niagara	75 66				

Non-Div I Games:

Marist

■ Loss,
 ■ Non-Conf,
 ■ S Site,
 ■ H Home
 ■ A Away
 N Neutral

Average RPI Win:	212	WON-LOST	WINNING	LAST 10	STRENGTH OF	OPP. STRENGTH	TEAM	ADJ.	CONF.	ADJ CONF.
Average RPI Loss:	112	RECORD	PCT. RANK	GAMES	SCHEDULE	OF SCHEDULE	RPI	RPI	RPI	RPI
DIV. I ONLY	9- 22	285	5- 5	142	79	249	249	10	10	
DIV. I NON-CONF.	4- 7	222	0- 0	188	72	249	249	9	9	
TOTALS	RPI 1-25	RPI 26-50	W-L RECORDS	RPI 51-100	RPI 101-150	RPI 150+				
9- 22	0- 2	1- 4	OVERALL	1- 7	1- 2	6- 7				
6- 10	0- 1	1- 1	HOME	1- 4	0- 2	4- 2				
2- 11	0- 1	0- 2	AWAY	0- 3	1- 0	1- 5				
1- 1	0- 0	0- 1	NEUTRAL	0- 0	0- 0	1- 0				
4- 7	0- 2	0- 0	NON-CONFERENCE	1- 1	0- 1	3- 3				
4- 3	0- 1	0- 0	HOME	1- 1	0- 1	3- 0				
0- 4	0- 1	0- 0	AWAY	0- 0	0- 0	0- 3				
0- 0	0- 0	0- 0	NEUTRAL	0- 0	0- 0	0- 0				
5- 15	0- 0	1- 4	CONFERENCE	0- 6	1- 1	3- 4				
2- 7	0- 0	1- 1	HOME	0- 3	0- 1	1- 2				
2- 7	0- 0	0- 2	AWAY	0- 3	1- 0	1- 2				
1- 1	0- 0	0- 1	NEUTRAL	0- 0	0- 0	1- 0				

RPI 1-25				RPI 26-50				RPI 51-100				RPI 101+ Team's RPI: 249			
RPI	S	Opponent	Score	RPI	S	Opponent	Score	RPI	S	Opponent	Score	RPI	S	Opponent	Score
15	A	Duke	51 83	35	A	DePaul	82 99	63	A	Villanova	48 68	143	H	Northern Ky.	68 77
23	H	Green Bay	66 94	35	H	DePaul	67 101	63	H	Villanova	59 75	146	A	Butler	77 74
				43	A	Seton Hall	58 88	67	H	Vanderbilt	80 67	146	H	Butler	67 76
				43	H	Seton Hall	73 70	76	H	South Dakota	65 69	151	A	Auburn	53 79
				43	N	Seton Hall	51 77	77	A	St. John's (NY)	52 67	163	A	Wisconsin	64 89
								77	H	St. John's (NY)	52 64	182	A	Wake Forest	77 89
								89	A	Creighton	60 82	191	A	Xavier	72 91
								89	H	Creighton	75 93	191	H	Xavier	71 74
												232	H	Western Ill.	65 57
												269	A	Providence	72 64
												269	H	Providence	58 66
												269	N	Providence	78 75
												282	H	Milwaukee	85 80
												296	A	Georgetown	76 83
												296	H	Georgetown	80 73
												304	H	Loyola Chicago	86 71
LAST 12 Division I GAMES:															
				43	N	Seton Hall	51 77	77	H	St. John's (NY)	52 64				
				269	N	Providence	78 75	146	A	Butler	77 74				
				35	A	DePaul	82 99	191	A	Xavier	72 91				
				89	A	Creighton	60 82	296	H	Georgetown	80 73				
				269	A	Providence	72 64	63	H	Villanova	59 75				
				43	H	Seton Hall	73 70	89	H	Creighton	75 93				

Non-Div I Games:

Marquette

Average RPI Win: 223	WON-LOST	WINNING	LAST 10	STRENGTH OF	OPP. STRENGTH	TEAM	ADJ.	CONF.	ADJ CONF.
Average RPI Loss: 148	RECORD	PCT. RANK	GAMES	SCHEDULE	OF SCHEDULE	RPI	RPI	RPI	RPI
DIV. I ONLY	15- 15	169	3- 7	193	224	168	168	17	17
DIV. I NON-CONF.	7- 4	105	1- 1	190	327	93	93	18	18
TOTALS	RPI 1-25	RPI 26-50	W-L RECORDS	RPI 51-100	RPI 101-150	RPI 150+			
15- 15	0- 0	0- 2	OVERALL	1- 2	3- 3	11- 8			
6- 5	0- 0	0- 1	HOME	1- 1	0- 2	5- 1			
8- 8	0- 0	0- 1	AWAY	0- 0	3- 1	5- 6			
1- 2	0- 0	0- 0	NEUTRAL	0- 1	0- 0	1- 1			
7- 4	0- 0	0- 0	NON-CONFERENCE	0- 1	2- 1	5- 2			
2- 0	0- 0	0- 0	HOME	0- 0	0- 0	2- 0			
4- 3	0- 0	0- 0	AWAY	0- 0	2- 1	2- 2			
1- 1	0- 0	0- 0	NEUTRAL	0- 1	0- 0	1- 0			
8- 11	0- 0	0- 2	CONFERENCE	1- 1	1- 2	6- 6			
4- 5	0- 0	0- 1	HOME	1- 1	0- 2	3- 1			
4- 5	0- 0	0- 1	AWAY	0- 0	1- 0	3- 4			
0- 1	0- 0	0- 0	NEUTRAL	0- 0	0- 0	0- 1			

RPI S	Opponent	Score	RPI S	Opponent	Score	RPI S	Opponent	Score	RPI S	Opponent	Score	Team's RPI: 168
29	A Western Ky.	60 74	29	H Western Ky.	53 67	62	H Middle Tenn.	48 74	119	A Old Dominion	69 37	
						65	N West Virginia	56 69	119	H Old Dominion	55 67	
						71	H Southern Miss.	67 65	121	H Louisiana Tech	67 68	
									136	A Rhode Island	61 45	
									138	A Cornell	49 58	
									143	A Northern Ky.	81 79	
									158	A Charlotte	56 74	
									158	H Charlotte	58 66	
									158	N Charlotte	52 67	
									173	A Mercer	71 73	
									178	N Fairfield	68 55	
									181	A UTSA	48 60	
									187	H UAB	71 52	
									202	H Robert Morris	62 46	
									221	A Fla. Atlantic	73 83	
									221	H Fla. Atlantic	66 59	
									244	A UTEP	76 71	
									270	A Rice	72 69	
									271	A Norfolk St.	73 71	
									285	A Eastern Ky.	58 63	
									305	H UMES	74 57	
									328	A North Texas	42 45	
									334	A FIU	74 50	
									334	H FIU	67 61	
									335	A Coastal Caro.	77 65	
LAST 12 Division I GAMES:												
173	A Mercer	71 73	334	A FIU	74 50							
143	A Northern Ky.	81 79	187	H UAB	71 52							
158	N Charlotte	52 67	62	H Middle Tenn.	48 74							
158	H Charlotte	58 66	29	A Western Ky.	60 74							
119	H Old Dominion	55 67	328	A North Texas	42 45							
221	A Fla. Atlantic	73 83	270	A Rice	72 69							

Non-Div I Games: Salem Int'l 84 41 Brescia 127 56

Marshall

■ Loss,
 ■ Non-Conf,
 ■ S Site,
 ■ Home
 ■ Away
 N Neutral

Average RPI Win:	106	WON-LOST	WINNING	LAST 10	STRENGTH OF	OPP. STRENGTH	TEAM	ADJ.	CONF.	ADJ CONF.
Average RPI Loss:	27	RECORD	PCT. RANK	GAMES	SCHEDULE	OF SCHEDULE	RPI	RPI	RPI	RPI
DIV. I ONLY	34- 3	4	9- 1	17	29	6	6	4	4	
DIV. I NON-CONF.	13- 3	30	4- 1	8	31	7	7	4	4	
TOTALS	RPI 1-25	RPI 26-50	W-L RECORDS	RPI 51-100	RPI 101-150	RPI 150+				
34- 3	5- 2	12- 0	OVERALL	4- 1	3- 0	10- 0				
17- 0	2- 0	5- 0	HOME	1- 0	3- 0	6- 0				
11- 1	1- 1	4- 0	AWAY	2- 0	0- 0	4- 0				
6- 2	2- 1	3- 0	NEUTRAL	1- 1	0- 0	0- 0				
13- 3	4- 2	3- 0	NON-CONFERENCE	0- 1	1- 0	5- 0				
8- 0	1- 0	2- 0	HOME	0- 0	1- 0	4- 0				
2- 1	1- 1	0- 0	AWAY	0- 0	0- 0	1- 0				
3- 2	2- 1	1- 0	NEUTRAL	0- 1	0- 0	0- 0				
21- 0	1- 0	9- 0	CONFERENCE	4- 0	2- 0	5- 0				
9- 0	1- 0	3- 0	HOME	1- 0	2- 0	2- 0				
9- 0	0- 0	4- 0	AWAY	2- 0	0- 0	3- 0				
3- 0	0- 0	2- 0	NEUTRAL	1- 0	0- 0	0- 0				

RPI	S	Opponent	Score	RPI	S	Opponent	Score	RPI	S	Opponent	Score	RPI	S	Opponent	Score
1	A	Notre Dame	72 92	26	H	Ohio St.	87 78	55	A	Michigan	91 65	109	H	Illinois	74 54
2	N	UConn	58 81	26	N	Ohio St.	77 74	78	N	Washington St.	64 70	115	H	New Mexico St.	75 57
3	N	Tennessee	58 48	27	H	South Fla.	85 67	79	A	Michigan St.	75 69	139	H	Purdue	88 64
9	H	Iowa	93 88	31	N	James Madison	80 64	79	H	Michigan St.	85 56	163	A	Wisconsin	81 70
10	H	Princeton	85 70	37	A	Northwestern	69 48	79	N	Michigan St.	70 60	164	A	Indiana	84 74
14	A	George Washington	75 65	37	N	Northwestern	74 63					164	H	Indiana	83 72
15	N	Duke	65 55	38	A	Rutgers	71 59					224	A	Penn St.	77 62
				38	H	Rutgers	80 69					224	H	Penn St.	65 34
				41	A	Nebraska	75 47					245	H	Towson	81 52
				41	H	Nebraska	59 47					286	H	Loyola Maryland	65 43
				46	A	Minnesota	77 73					319	H	Mt. St. Mary's	109 45
				49	H	American	94 50					323	H	Wagner	97 24
												336	A	Coppin St.	110 51
LAST 12 Division I GAMES:															
		2 N UConn	58 81			37 N Northwestern	74 63								
		3 N Tennessee	58 48			79 N Michigan St.	70 60								
		15 N Duke	65 55			37 A Northwestern	69 48								
		10 H Princeton	85 70			164 H Indiana	83 72								
		115 H New Mexico St.	75 57			224 H Penn St.	65 34								
		26 N Ohio St.	77 74			163 A Wisconsin	81 70								

Non-Div I Games:

Maryland

Massachusetts

Through Games Of April 7, 2015

Average RPI Win:	194	WON-LOST	WINNING	LAST 10	STRENGTH OF	OPP. STRENGTH	TEAM	ADJ.	CONF.	ADJ CONF.
Average RPI Loss:	108	RECORD	PCT. RANK	GAMES	SCHEDULE	OF SCHEDULE	RPI	RPI	RPI	RPI
DIV. I ONLY	12- 18	240	4- 6	98	106	192	192	6	6	
DIV. I NON-CONF.	6- 6	152	0- 0	152	161	153	153	6	6	
TOTALS	RPI 1-25	RPI 26-50	W-L RECORDS	RPI 51-100	RPI 101-150	RPI 150+				
12- 18	0- 3	1- 2	OVERALL	2- 3	1- 5	8- 5				
8- 5	0- 1	1- 1	HOME	1- 0	1- 2	5- 1				
3- 10	0- 1	0- 0	AWAY	1- 2	0- 3	2- 4				
1- 3	0- 1	0- 1	NEUTRAL	0- 1	0- 0	1- 0				
6- 6	0- 1	1- 1	NON-CONFERENCE	1- 0	0- 2	4- 2				
4- 1	0- 0	1- 0	HOME	1- 0	0- 1	2- 0				
2- 3	0- 0	0- 0	AWAY	0- 0	0- 1	2- 2				
0- 2	0- 1	0- 1	NEUTRAL	0- 0	0- 0	0- 0				
6- 12	0- 2	0- 1	CONFERENCE	1- 3	1- 3	4- 3				
4- 4	0- 1	0- 1	HOME	0- 0	1- 1	3- 1				
1- 7	0- 1	0- 0	AWAY	1- 2	0- 2	0- 2				
1- 1	0- 0	0- 0	NEUTRAL	0- 1	0- 0	1- 0				

RPI S	Opponent	Score	RPI S	Opponent	Score	RPI S	Opponent	Score	RPI S	Opponent	Score	Team's RPI: 192
7 N	Florida St.	47 73	44 H	Duquesne	49 69	73 A	Fordham	42 65	103 A	Western Mich.	41 63	
11 A	Dayton	60 69	49 H	American	71 61	86 A	Richmond	44 64	123 H	Harvard	62 75	
14 H	George Washington	54 69	50 N	Ohio	52 59	86 N	Richmond	63 67	136 A	Rhode Island	58 70	
						87 A	Saint Joseph's	65 47	136 H	Rhode Island	78 70	
						97 H	Maine	68 60	141 A	VCU	43 65	
									150 H	Saint Louis	67 75	
									166 A	St. Bonaventure	53 65	
									166 H	St. Bonaventure	57 77	
									166 N	St. Bonaventure	55 49	
									183 A	Central Mich.	70 72	
									184 A	La Salle	69 71	
									184 H	La Salle	71 68	
									189 H	Holy Cross	72 61	
									228 A	Georgia St.	66 71	
									234 H	George Mason	85 79	
									265 H	Davidson	60 49	
									272 H	UCF	67 62	
									322 A	Boston U.	78 57	
									328 A	North Texas	56 46	
LAST 12 Division I GAMES:												
86 N	Richmond	63 67	44 H	Duquesne	49 69							
166 N	St. Bonaventure	55 49	234 H	George Mason	85 79							
136 H	Rhode Island	78 70	184 A	La Salle	69 71							
11 A	Dayton	60 69	136 A	Rhode Island	58 70							
141 A	VCU	43 65	166 H	St. Bonaventure	57 77							
265 H	Davidson	60 49	86 A	Richmond	44 64							

Non-Div I Games:

Massachusetts

Loss, Non-Conf, S Site, H Home A Away N Neutral

Average RPI Win:	234	WON-LOST	WINNING	LAST 10	STRENGTH OF	OPP. STRENGTH	TEAM	ADJ.	CONF.	ADJ CONF.
Average RPI Loss:	185	RECORD	PCT. RANK	GAMES	SCHEDULE	OF SCHEDULE	RPI	RPI	RPI	RPI
DIV. I ONLY	14- 14	169	6- 4	244	276	212	212	27	27	
DIV. I NON-CONF.	3- 6	231	1- 1	60	77	180	180	27	27	
TOTALS	RPI 1-25	RPI 26-50	W-L RECORDS	RPI 51-100	RPI 101-150	RPI 150+				
14- 14	0- 1	0- 1	OVERALL	1- 1	1- 1	12- 10				
10- 3	0- 0	0- 0	HOME	1- 1	1- 0	8- 2				
4- 10	0- 1	0- 1	AWAY	0- 0	0- 1	4- 7				
0- 1	0- 0	0- 0	NEUTRAL	0- 0	0- 0	0- 1				
3- 6	0- 1	0- 1	NON-CONFERENCE	1- 1	0- 1	2- 2				
3- 1	0- 0	0- 0	HOME	1- 1	0- 0	2- 0				
0- 5	0- 1	0- 1	AWAY	0- 0	0- 1	0- 2				
0- 0	0- 0	0- 0	NEUTRAL	0- 0	0- 0	0- 0				
11- 8	0- 0	0- 0	CONFERENCE	0- 0	1- 0	10- 8				
7- 2	0- 0	0- 0	HOME	0- 0	1- 0	6- 2				
4- 5	0- 0	0- 0	AWAY	0- 0	0- 0	4- 5				
0- 1	0- 0	0- 0	NEUTRAL	0- 0	0- 0	0- 1				

RPI 1-25				RPI 26-50				RPI 51-100				RPI 101+ Team's RPI: 212			
RPI	S	Opponent	Score	RPI	S	Opponent	Score	RPI	S	Opponent	Score	RPI	S	Opponent	Score
19	A	Texas	59 76	34	A	Texas A&M	27 93	51	H	Tulane	55 75	127	A	La.-Lafayette	58 63
								71	H	Southern Miss.	57 55	142	H	Stephen F. Austin	73 67
												155	H	Furman	87 70
												176	A	Northwestern St.	54 75
												176	H	Northwestern St.	68 57
												177	H	Texas Southern	74 70
												198	A	Lamar	67 75
												198	H	Lamar	98 77
												215	A	Nicholls St.	59 70
												215	H	Nicholls St.	68 73
												220	A	La.-Monroe	63 66
												253	A	Central Ark.	65 63
												253	H	Central Ark.	72 68
												255	H	Houston Baptist	60 57
												255	N	Houston Baptist	68 70
												256	H	Abilene Christian	59 75
												257	A	A&M-Corpus Christi	65 76
												270	A	Rice	55 57
												295	A	Sam Houston St.	79 74
												300	A	New Orleans	86 90
												300	H	New Orleans	82 58
												327	A	Southeastern La.	78 57
												327	H	Southeastern La.	66 62
												340	A	Incarinate Word	104 101
LAST 12 Division I GAMES:															
127	A	La.-Lafayette	58 63	198	A	Lamar	67 75	253	A	Central Ark.	65 63	327	A	Southeastern La.	78 57
155	H	Furman	87 70	176	H	Northwestern St.	68 57	327	H	Southeastern La.	66 62				
255	N	Houston Baptist	68 70	327	H	Southeastern La.	66 62	215	A	Nicholls St.	59 70				
253	H	Central Ark.	72 68	215	A	Nicholls St.	59 70	300	A	New Orleans	86 90				
215	H	Nicholls St.	68 73												
198	H	Lamar	98 77												

Non-Div I Games: Centenary (LA) 86 35 Wiley 67 66 LSU-Alexandria 79 70 Louisiana Col. 83 61
McNeese St.

Average RPI Win:	240	WON-LOST	WINNING	LAST 10	STRENGTH OF	OPP. STRENGTH	TEAM	ADJ.	CONF.	ADJ CONF.
Average RPI Loss:	74	RECORD	PCT. RANK	GAMES	SCHEDULE	OF SCHEDULE	RPI	RPI	RPI	RPI
DIV. I ONLY	14- 17	207	3- 7	133	80	185	185	7	7	
DIV. I NON-CONF.	6- 5	140	0- 0	187	137	168	168	7	7	
TOTALS	RPI 1-25	RPI 26-50	W-L RECORDS	RPI 51-100	RPI 101-150	RPI 150+				
14- 17	0- 4	0- 4	OVERALL	1- 4	1- 3	12- 2				
9- 7	0- 2	0- 2	HOME	1- 1	1- 1	7- 1				
4- 9	0- 2	0- 1	AWAY	0- 3	0- 2	4- 1				
1- 1	0- 0	0- 1	NEUTRAL	0- 0	0- 0	1- 0				
6- 5	0- 2	0- 1	NON-CONFERENCE	0- 0	1- 1	5- 1				
5- 2	0- 1	0- 1	HOME	0- 0	1- 0	4- 0				
1- 3	0- 1	0- 0	AWAY	0- 0	0- 1	1- 1				
0- 0	0- 0	0- 0	NEUTRAL	0- 0	0- 0	0- 0				
8- 12	0- 2	0- 3	CONFERENCE	1- 4	0- 2	7- 1				
4- 5	0- 1	0- 1	HOME	1- 1	0- 1	3- 1				
3- 6	0- 1	0- 1	AWAY	0- 3	0- 1	3- 0				
1- 1	0- 0	0- 1	NEUTRAL	0- 0	0- 0	1- 0				

RPI	S	Opponent	Score	RPI	S	Opponent	Score	RPI	S	Opponent	Score	RPI	S	Opponent	Score	Team's RPI: 185
2	A	UConn	24 87	27	A	South Fla.	39 72	51	A	Tulane	65 75	109	A	Illinois	58 60	
2	H	UConn	34 80	27	H	South Fla.	53 57	74	A	East Carolina	39 60	116	A	Tulsa	69 79	
14	A	George Washington	44 63	27	N	South Fla.	51 79	74	H	East Carolina	60 57	116	H	Tulsa	62 65	
25	H	UALR	59 66	46	H	Minnesota	62 68	98	A	Temple	61 84	126	H	Missouri St.	79 63	
								98	H	Temple	57 58	175	A	Southern Ill.	75 82	
												183	H	Central Mich.	62 61	
												204	H	Samford	64 48	
												250	A	Cincinnati	56 44	
												250	H	Cincinnati	41 38	
												252	H	SMU	53 60	
												252	N	SMU	71 59	
												260	H	Austin Peay	65 60	
												272	A	UCF	70 66	
												272	H	UCF	65 49	
												283	A	Houston	64 58	
												283	H	Houston	84 49	
												296	A	Georgetown	63 46	
												349	H	Mississippi Val.	62 39	
LAST 12 Division I GAMES:																
				27	N	South Fla.	51 79	272	H	UCF	65 49					
				252	N	SMU	71 59	283	A	Houston	64 58					
				252	H	SMU	53 60	2	H	UConn	34 80					
				2	A	UConn	24 87	98	A	Temple	61 84					
				116	H	Tulsa	62 65	27	H	South Fla.	53 57					
				51	A	Tulane	65 75	250	A	Cincinnati	56 44					

Non-Div I Games:

Memphis

■ Loss,
■ Non-Conf,
■ S Site,
■ H Home
■ A Away
N Neutral

Average RPI Win:	253	WON-LOST	WINNING	LAST 10	STRENGTH OF	OPP. STRENGTH	TEAM	ADJ.	CONF.	ADJ CONF.
Average RPI Loss:	136	RECORD	PCT. RANK	GAMES	SCHEDULE	OF SCHEDULE	RPI	RPI	RPI	RPI
DIV. I ONLY	20- 15	119	6- 4	255	265	173	173	20	20	
DIV. I NON-CONF.	10- 9	151	2- 1	259	298	192	192	22	22	
TOTALS	RPI 1-25	RPI 26-50	W-L RECORDS	RPI 51-100	RPI 101-150	RPI 150+				
20- 15	0- 2	0- 1	OVERALL	0- 1	2- 4	18- 7				
10- 6	0- 1	0- 0	HOME	0- 1	1- 1	9- 3				
9- 8	0- 1	0- 1	AWAY	0- 0	1- 2	8- 4				
1- 1	0- 0	0- 0	NEUTRAL	0- 0	0- 1	1- 0				
10- 9	0- 0	0- 1	NON-CONFERENCE	0- 1	2- 1	8- 6				
6- 3	0- 0	0- 0	HOME	0- 1	1- 0	5- 2				
4- 6	0- 0	0- 1	AWAY	0- 0	1- 1	3- 4				
0- 0	0- 0	0- 0	NEUTRAL	0- 0	0- 0	0- 0				
10- 6	0- 2	0- 0	CONFERENCE	0- 0	0- 3	10- 1				
4- 3	0- 1	0- 0	HOME	0- 0	0- 1	4- 1				
5- 2	0- 1	0- 0	AWAY	0- 0	0- 1	5- 0				
1- 1	0- 0	0- 0	NEUTRAL	0- 0	0- 1	1- 0				

RPI 1-25				RPI 26-50				RPI 51-100				RPI 101+ Team's RPI: 173			
RPI	S	Opponent	Score	RPI	S	Opponent	Score	RPI	S	Opponent	Score	RPI	S	Opponent	Score
22	A	Chattanooga	59 71	28	A	Mississippi St.	66 97	61	H	Georgia	49 68	114	H	Troy	83 68
22	H	Chattanooga	51 56									120	A	East Tenn. St.	49 70
												120	H	East Tenn. St.	70 72
												120	N	East Tenn. St.	56 66
												147	A	Siena	54 65
												150	A	Saint Louis	80 75
												155	A	Furman	88 82
												155	H	Furman	55 58
												165	A	Kennesaw St.	54 44
												165	H	Kennesaw St.	56 76
												168	H	Marshall	73 71
												172	H	Belmont	83 86
												175	A	Southern Ill.	52 67
												200	A	Alabama	46 39
												204	A	Samford	74 59
												204	H	Samford	70 65
												208	A	Jacksonville St.	66 67
												243	A	North Florida	55 57
												274	H	Jackson St.	80 48
												285	H	Eastern Ky.	69 64
												289	A	Col. of Charleston	59 72
												297	A	Ga. Southern	84 61
												301	A	Western Caro.	68 51
												301	H	Western Caro.	82 60
												311	A	UNCG	74 73
												311	H	UNCG	80 62
LAST 12 Division I GAMES:															
147	A	Siena	54 65	22	H	Chattanooga	51 56	120	A	East Tenn. St.	49 70	315	A	Wofford	63 51
168	H	Marshall	73 71	155	A	Furman	88 82	301	H	Western Caro.	82 60	311	A	UNCG	74 73
114	H	Troy	83 68	301	H	Western Caro.	82 60	311	H	UNCG	80 62				
120	N	East Tenn. St.	56 66												
315	N	Wofford	75 54												
204	H	Samford	70 65												

Non-Div I Games:

Mercer

■ Loss,
■ Non-Conf,
■ S Site,
■ H Home
■ A Away
N Neutral

M
e
r
c
e
r

RPI S Opponent Score

Through Games Of April 7, 2015

RPI	S	Opponent	Score	
315	A	Wofford	63	51
315	H	Wofford	80	51
315	N	Wofford	75	54
333	H	Tennessee Tech	73	67
337	H	Florida A&M	61	47

M
e
r
c
e
r

Mercer

Average RPI Win:	159	WON-LOST	WINNING	LAST 10	STRENGTH OF	OPP. STRENGTH	TEAM	ADJ.	CONF.	ADJ CONF.
Average RPI Loss:	37	RECORD	PCT. RANK	GAMES	SCHEDULE	OF SCHEDULE	RPI	RPI	RPI	RPI
DIV. I ONLY	20- 13	102	4- 6	45	16	56	56	2	2	
DIV. I NON-CONF.	11- 4	57	1- 1	207	57	90	90	2	2	
TOTALS	RPI 1-25	RPI 26-50	W-L RECORDS	RPI 51-100	RPI 101-150	RPI 150+				
20- 13	1- 8	2- 1	OVERALL	3- 3	4- 0	10- 1				
15- 3	1- 3	0- 0	HOME	2- 0	3- 0	9- 0				
2- 9	0- 4	1- 1	AWAY	0- 3	0- 0	1- 1				
3- 1	0- 1	1- 0	NEUTRAL	1- 0	1- 0	0- 0				
11- 4	0- 2	1- 0	NON-CONFERENCE	2- 2	1- 0	7- 0				
9- 1	0- 1	0- 0	HOME	1- 0	1- 0	7- 0				
0- 3	0- 1	0- 0	AWAY	0- 2	0- 0	0- 0				
2- 0	0- 0	1- 0	NEUTRAL	1- 0	0- 0	0- 0				
9- 9	1- 6	1- 1	CONFERENCE	1- 1	3- 0	3- 1				
6- 2	1- 2	0- 0	HOME	1- 0	2- 0	2- 0				
2- 6	0- 3	1- 1	AWAY	0- 1	0- 0	1- 1				
1- 1	0- 1	0- 0	NEUTRAL	0- 0	1- 0	0- 0				

RPI 1-25				RPI 26-50				RPI 51-100 Team's RPI: 56				RPI 101+			
RPI	S	Opponent	Score	RPI	S	Opponent	Score	RPI	S	Opponent	Score	RPI	S	Opponent	Score
1	H	Notre Dame	78 63	32	A	Syracuse	85 71	51	A	Tulane	65 70	112	H	Virginia	67 58
1	N	Notre Dame	61 77	36	N	Washington	86 80	53	N	UCLA	74 67	112	N	Virginia	62 52
7	A	Florida St.	60 80	39	A	Pittsburgh	66 81	60	H	LSU	76 71	116	H	Tulsa	69 57
7	H	Florida St.	55 69					62	A	Middle Tenn.	48 53	124	H	Boston College	74 53
8	A	Louisville	55 68					68	A	North Carolina St.	65 68	163	H	Wisconsin	66 54
9	A	Iowa	70 88					84	H	Georgia Tech	64 59	182	A	Wake Forest	59 60
13	H	Arizona St.	61 65									201	A	Virginia Tech	62 45
15	A	Duke	53 68									201	H	Virginia Tech	42 39
16	H	North Carolina	65 66									203	H	Clemson	79 42
												205	H	Jacksonville	65 36
												241	H	Oakland	66 53
												243	H	North Florida	81 53
												329	H	Illinois St.	95 44
												336	H	Coppin St.	70 54
												337	H	Florida A&M	83 47
LAST 12 Division I GAMES:															
				9	A	Iowa	70 88	16	H	North Carolina	65 66				
				36	N	Washington	86 80	68	A	North Carolina St.	65 68				
				1	N	Notre Dame	61 77	84	H	Georgia Tech	64 59				
				112	N	Virginia	62 52	32	A	Syracuse	85 71				
				7	H	Florida St.	55 69	7	A	Florida St.	60 80				
				182	A	Wake Forest	59 60	201	H	Virginia Tech	42 39				

Non-Div I Games:

Miami (FL)

■ Loss,
■ Non-Conf, S Site,
■ Home
■ Away
N Neutral

RPI 1-25				RPI 26-50				RPI 51-100				RPI 101+ Team's RPI: 280			
RPI	S	Opponent	Score	RPI	S	Opponent	Score	RPI	S	Opponent	Score	RPI	S	Opponent	Score
				28	N	Mississippi St.	42 68	79	A	Michigan St.	39 85	103	H	Western Mich.	53 61
				50	A	Ohio	60 75	85	A	Eastern Mich.	38 56	119	N	Old Dominion	63 69
				50	H	Ohio	45 67	85	H	Eastern Mich.	51 54	129	A	Buffalo	78 68
								92	N	Drexel	54 71	129	H	Buffalo	51 71
								95	A	Akron	55 67	130	A	Ball St.	41 72
								95	H	Akron	47 65	130	H	Ball St.	55 72
												134	A	Toledo	47 62
												134	A	Toledo	53 63
												137	H	UT Martin	57 90
												183	H	Central Mich.	54 60
												216	H	Ill.-Chicago	69 72
												241	A	Oakland	51 65
												248	A	Evansville	41 51
												259	A	Northern Ill.	49 60
												265	N	Davidson	59 58
												284	H	Valparaiso	82 59
												290	A	Kent St.	69 53
												290	H	Kent St.	66 59
												299	A	Bowling Green	53 66
												299	H	Bowling Green	59 51
LAST 12 Division I GAMES:															
				134	A	Toledo	47 62	85	H	Eastern Mich.	51 54				
				50	A	Ohio	60 75	50	H	Ohio	45 67				
				95	A	Akron	55 67	290	A	Kent St.	69 53				
				290	H	Kent St.	66 59	259	A	Northern Ill.	49 60				
				299	H	Bowling Green	59 51	103	H	Western Mich.	53 61				
				129	A	Buffalo	78 68	130	H	Ball St.	55 72				

Non-Div I Games: Cincinnati Christia75 53

Average RPI Win:	130	WON-LOST	WINNING	LAST 10	STRENGTH OF	OPP. STRENGTH	TEAM	ADJ.	CONF.	ADJ CONF.
Average RPI Loss:	46	RECORD	PCT. RANK	GAMES	SCHEDULE	OF SCHEDULE	RPI	RPI	RPI	RPI
DIV. I ONLY	20- 15	119	6- 4	29	25	55	55	4	4	
DIV. I NON-CONF.	12- 4	44	4- 1	52	34	37	37	4	4	
TOTALS	RPI 1-25	RPI 26-50	W-L RECORDS	RPI 51-100	RPI 101-150	RPI 150+				
20- 15	0- 4	2- 7	OVERALL	6- 2	5- 1	7- 1				
14- 5	0- 2	1- 2	HOME	3- 1	4- 0	6- 0				
4- 9	0- 2	1- 5	AWAY	2- 0	1- 1	0- 1				
2- 1	0- 0	0- 0	NEUTRAL	1- 1	0- 0	1- 0				
12- 4	0- 2	0- 1	NON-CONFERENCE	4- 1	3- 0	5- 0				
8- 2	0- 1	0- 0	HOME	2- 1	2- 0	4- 0				
2- 2	0- 1	0- 1	AWAY	1- 0	1- 0	0- 0				
2- 0	0- 0	0- 0	NEUTRAL	1- 0	0- 0	1- 0				
8- 11	0- 2	2- 6	CONFERENCE	2- 1	2- 1	2- 1				
6- 3	0- 1	1- 2	HOME	1- 0	2- 0	2- 0				
2- 7	0- 1	1- 4	AWAY	1- 0	0- 1	0- 1				
0- 1	0- 0	0- 0	NEUTRAL	0- 1	0- 0	0- 0				

RPI 1-25				RPI 26-50				RPI 51-100 Team's RPI: 55				RPI 101+			
RPI	S	Opponent	Score	RPI	S	Opponent	Score	RPI	S	Opponent	Score	RPI	S	Opponent	Score
1	A	Notre Dame	50 70	26	A	Ohio St.	73 77	53	H	UCLA	65 69	103	H	Western Mich.	74 47
6	H	Maryland	65 91	26	H	Ohio St.	100 94	71	A	Southern Miss.	69 60	109	A	Illinois	60 72
9	A	Iowa	70 76	37	A	Northwestern	73 66	78	N	Washington St.	76 64	109	H	Illinois	70 57
10	H	Princeton	55 85	37	H	Northwestern	62 63	79	A	Michigan St.	72 59	118	H	Cleveland St.	72 50
				38	A	Rutgers	68 81	79	H	Michigan St.	74 65	134	A	Toledo	74 58
				38	H	Rutgers	50 57	79	N	Michigan St.	49 69	139	H	Purdue	81 50
				39	A	Pittsburgh	64 85	85	H	Eastern Mich.	81 52	160	H	Bucknell	68 61
				41	A	Nebraska	60 75	90	H	Missouri	65 55	163	A	Wisconsin	53 63
				46	A	Minnesota	88 91					164	H	Indiana	68 52
												182	H	Wake Forest	83 69
												224	H	Penn St.	89 53
												225	N	San Diego St.	70 50
												226	H	Detroit	76 57
												263	H	Canisius	79 43
LAST 12 Division I GAMES:															
53	H	UCLA	65 69	109	A	Illinois	60 72								
71	A	Southern Miss.	69 60	139	H	Purdue	81 50								
90	H	Missouri	65 55	46	A	Minnesota	88 91								
134	A	Toledo	74 58	164	H	Indiana	68 52								
118	H	Cleveland St.	72 50	37	H	Northwestern	62 63								
79	N	Michigan St.	49 69	26	A	Ohio St.	73 77								

Non-Div I Games:

Michigan

Michigan St.

Through Games Of April 7, 2015

Average RPI Win:	160	WON-LOST	WINNING	LAST 10	STRENGTH OF	OPP. STRENGTH	TEAM	ADJ.	CONF.	ADJ CONF.
Average RPI Loss:	37	RECORD	PCT. RANK	GAMES	SCHEDULE	OF SCHEDULE	RPI	RPI	RPI	RPI
DIV. I ONLY	16- 15	165	5- 5	30	21	79	79	4	4	
DIV. I NON-CONF.	8- 3	62	0- 0	100	44	69	69	4	4	
TOTALS	RPI 1-25	RPI 26-50	W-L RECORDS	RPI 51-100	RPI 101-150	RPI 150+				
16- 15	0- 6	2- 5	OVERALL	3- 3	3- 0	8- 1				
10- 6	0- 3	1- 2	HOME	2- 1	1- 0	6- 0				
4- 7	0- 1	0- 3	AWAY	0- 2	2- 0	2- 1				
2- 2	0- 2	1- 0	NEUTRAL	1- 0	0- 0	0- 0				
8- 3	0- 2	1- 0	NON-CONFERENCE	2- 1	0- 0	5- 0				
6- 1	0- 1	0- 0	HOME	2- 0	0- 0	4- 0				
1- 1	0- 0	0- 0	AWAY	0- 1	0- 0	1- 0				
1- 1	0- 1	1- 0	NEUTRAL	0- 0	0- 0	0- 0				
8- 12	0- 4	1- 5	CONFERENCE	1- 2	3- 0	3- 1				
4- 5	0- 2	1- 2	HOME	0- 1	1- 0	2- 0				
3- 6	0- 1	0- 3	AWAY	0- 1	2- 0	1- 1				
1- 1	0- 1	0- 0	NEUTRAL	1- 0	0- 0	0- 0				

RPI 1-25				RPI 26-50				RPI 51-100				RPI 101+			
RPI	S	Opponent	Score	RPI	S	Opponent	Score	RPI	S	Opponent	Score	RPI	S	Opponent	Score
1	H	Notre Dame	63 71	26	A	Ohio St.	62 76	55	A	Michigan	65 74	109	A	Illinois	67 65
5	N	Baylor	65 84	32	N	Syracuse	89 76	55	H	Michigan	59 72	109	H	Illinois	63 56
6	A	Maryland	56 85	37	A	Northwestern	70 77	55	N	Michigan	69 49	139	A	Purdue	61 56
6	H	Maryland	69 75	37	H	Northwestern	57 61	61	A	Georgia	60 69	163	H	Wisconsin	77 71
6	N	Maryland	60 70	38	H	Rutgers	60 50	84	H	Georgia Tech	79 73	164	A	Indiana	51 70
9	H	Iowa	50 52	41	H	Nebraska	67 71	85	H	Eastern Mich.	69 61	164	H	Indiana	72 57
				46	A	Minnesota	79 86					217	H	IUPUI	64 45
												224	A	Penn St.	74 67
												241	H	Oakland	79 64
												280	H	Miami (OH)	85 39
												304	A	Loyola Chicago	90 38
												317	H	Alcorn	77 41
LAST 12 Division I GAMES:															
		6 N Maryland	60 70			224 A Penn St.	74 67								
		55 N Michigan	69 49			46 A Minnesota	79 86								
		139 A Purdue	61 56			55 H Michigan	59 72								
		109 A Illinois	67 65			26 A Ohio St.	62 76								
		38 H Rutgers	60 50			164 H Indiana	72 57								
		6 H Maryland	69 75			163 H Wisconsin	77 71								

Non-Div I Games:

Michigan St.

■ Loss,
 ■ Non-Conf,
 ■ S Site,
 ■ H Home
 ■ A Away
 N Neutral

Average RPI Win:	189	WON-LOST	WINNING	LAST 10	STRENGTH OF	OPP. STRENGTH	TEAM	ADJ.	CONF.	ADJ CONF.
Average RPI Loss:	64	RECORD	PCT. RANK	GAMES	SCHEDULE	OF SCHEDULE	RPI	RPI	RPI	RPI
DIV. I ONLY	24- 10	48	6- 4	111	97	62	62	17	17	
DIV. I NON-CONF.	9- 5	95	3- 1	81	22	70	70	18	18	
TOTALS	RPI 1-25	RPI 26-50	W-L RECORDS	RPI 51-100	RPI 101-150	RPI 150+				
24- 10	0- 2	1- 3	OVERALL	3- 4	5- 0	15- 1				
14- 4	0- 0	1- 1	HOME	2- 2	2- 0	9- 1				
9- 5	0- 2	0- 2	AWAY	1- 1	2- 0	6- 0				
1- 1	0- 0	0- 0	NEUTRAL	0- 1	1- 0	0- 0				
9- 5	0- 2	1- 2	NON-CONFERENCE	3- 1	1- 0	4- 0				
7- 2	0- 0	1- 1	HOME	2- 1	1- 0	3- 0				
2- 3	0- 2	0- 1	AWAY	1- 0	0- 0	1- 0				
0- 0	0- 0	0- 0	NEUTRAL	0- 0	0- 0	0- 0				
15- 5	0- 0	0- 1	CONFERENCE	0- 3	4- 0	11- 1				
7- 2	0- 0	0- 0	HOME	0- 1	1- 0	6- 1				
7- 2	0- 0	0- 1	AWAY	0- 1	2- 0	5- 0				
1- 1	0- 0	0- 0	NEUTRAL	0- 1	1- 0	0- 0				

RPI 1-25				RPI 26-50				RPI 51-100 Team's RPI: 62				RPI 101+			
RPI	S	Opponent	Score	RPI	S	Opponent	Score	RPI	S	Opponent	Score	RPI	S	Opponent	Score
12	A	Kentucky	62 78	29	A	Western Ky.	60 63	56	H	Miami (FL)	53 48	119	A	Old Dominion	65 48
13	A	Arizona St.	67 81	40	H	Arkansas	51 58	71	A	Southern Miss.	65 70	121	A	Louisiana Tech	68 44
				45	H	Arkansas St.	70 60	71	H	Southern Miss.	75 77	121	H	Louisiana Tech	82 59
				48	A	South Dakota St.	61 65	71	N	Southern Miss.	53 65	121	N	Louisiana Tech	77 58
								94	A	Ole Miss	71 65	130	H	Ball St.	69 58
								94	H	Ole Miss	82 70	158	A	Charlotte	84 54
								98	H	Temple	57 69	168	A	Marshall	74 48
												181	H	UTSA	73 53
												187	A	UAB	76 68
												187	H	UAB	57 62
												191	H	Xavier	90 68
												203	H	Clemson	69 28
												221	A	Fla. Atlantic	101 69
												221	H	Fla. Atlantic	73 60
												244	H	UTEP	74 53
												270	H	Rice	79 61
												272	H	UCF	79 57
												328	H	North Texas	85 59
												333	A	Tennessee Tech	98 76
												334	A	FIU	75 60
												334	H	FIU	79 30
LAST 12 Division I GAMES:															
				98	H	Temple	57 69	221	H	Fla. Atlantic	73 60				
				94	H	Ole Miss	82 70	334	H	FIU	79 30				
				45	H	Arkansas St.	70 60	187	H	UAB	57 62				
				130	H	Ball St.	69 58	29	A	Western Ky.	60 63				
				71	N	Southern Miss.	53 65	168	A	Marshall	74 48				
				121	N	Louisiana Tech	77 58	328	H	North Texas	85 59				

Non-Div I Games:

Middle Tenn.

■ Loss,
 ■ Non-Conf, S Site,
 ■ Home
 ■ Away
 N Neutral

Average RPI Win:	263	WON-LOST	WINNING	LAST 10	STRENGTH OF	OPP. STRENGTH	TEAM	ADJ.	CONF.	ADJ CONF.
Average RPI Loss:	167	RECORD	PCT. RANK	GAMES	SCHEDULE	OF SCHEDULE	RPI	RPI	RPI	RPI
DIV. I ONLY	10- 20	262	3- 7	295	241	282	282	13	13	
DIV. I NON-CONF.	4- 8	231	0- 0	345	342	332	332	15	15	
TOTALS	RPI 1-25	RPI 26-50	W-L RECORDS	RPI 51-100	RPI 101-150	RPI 150+				
10- 20	0- 3	0- 0	OVERALL	0- 5	1- 1	9- 11				
7- 7	0- 1	0- 0	HOME	0- 2	1- 0	6- 4				
3- 13	0- 2	0- 0	AWAY	0- 3	0- 1	3- 7				
0- 0	0- 0	0- 0	NEUTRAL	0- 0	0- 0	0- 0				
4- 8	0- 0	0- 0	NON-CONFERENCE	0- 1	0- 0	4- 7				
2- 3	0- 0	0- 0	HOME	0- 0	0- 0	2- 3				
2- 5	0- 0	0- 0	AWAY	0- 1	0- 0	2- 4				
0- 0	0- 0	0- 0	NEUTRAL	0- 0	0- 0	0- 0				
6- 12	0- 3	0- 0	CONFERENCE	0- 4	1- 1	5- 4				
5- 4	0- 1	0- 0	HOME	0- 2	1- 0	4- 1				
1- 8	0- 2	0- 0	AWAY	0- 2	0- 1	1- 3				
0- 0	0- 0	0- 0	NEUTRAL	0- 0	0- 0	0- 0				

RPI	S	Opponent	Score	RPI	S	Opponent	Score	RPI	S	Opponent	Score	RPI	S	Opponent	Score	Team's RPI: 282
23	A	Green Bay	37 63					88	A	Wright St.	73 91	118	A	Cleveland St.	58 67	
23	A	Green Bay	62 74					88	H	Wright St.	58 80	118	H	Cleveland St.	76 69	
23	H	Green Bay	62 79					90	A	Missouri	55 68	164	H	Indiana	56 82	
								91	A	Youngstown St.	64 87	180	A	North Dakota	76 83	
								91	H	Youngstown St.	73 79	216	A	Ill.-Chicago	70 72	
												216	H	Ill.-Chicago	64 63	
												226	A	Detroit	84 68	
												226	H	Detroit	56 60	
												232	A	Western Ill.	59 79	
												241	A	Oakland	56 89	
												241	H	Oakland	66 60	
												249	A	Marquette	80 85	
												268	A	North Dakota St.	77 73	
												284	A	Valparaiso	56 69	
												284	H	Valparaiso	77 64	
												284	H	Valparaiso	90 79	
												293	H	Omaha	61 64	
												299	H	Bowling Green	50 60	
												302	H	Eastern Ill.	72 63	
												314	A	IPFW	72 78	
												342	A	UMKC	72 60	
												344	H	Chicago St.	69 47	
LAST 12 Division I GAMES:																
23	A	Green Bay	62 74	91	H	Youngstown St.	73 79	23	H	Green Bay	62 79	284	A	Valparaiso	56 69	
284	H	Valparaiso	77 64	241	H	Oakland	66 60	91	A	Youngstown St.	64 87	118	A	Cleveland St.	58 67	
88	A	Wright St.	73 91	216	A	Ill.-Chicago	70 72									
226	H	Detroit	56 60													

Non-Div I Games:

Milwaukee

■ Loss,
 ■ Non-Conf,
 ■ S Site,
 ■ H Home
 ■ A Away
 N Neutral

Minnesota

Through Games Of April 7, 2015

Average RPI Win:	143	WON-LOST	WINNING	LAST 10	STRENGTH OF	OPP. STRENGTH	TEAM	ADJ.	CONF.	ADJ CONF.
Average RPI Loss:	51	RECORD	PCT. RANK	GAMES	SCHEDULE	OF SCHEDULE	RPI	RPI	RPI	RPI
DIV. I ONLY	23- 10	53	6- 4	90	31	46	46	4	4	
DIV. I NON-CONF.	11- 2	17	0- 1	161	114	46	46	4	4	
TOTALS	RPI 1-25	RPI 26-50	W-L RECORDS	RPI 51-100	RPI 101-150	RPI 150+				
23- 10	1- 2	2- 5	OVERALL	5- 1	4- 2	11- 0				
13- 2	1- 1	1- 0	HOME	3- 0	2- 1	6- 0				
7- 5	0- 1	1- 3	AWAY	1- 0	1- 1	4- 0				
3- 3	0- 0	0- 2	NEUTRAL	1- 1	1- 0	1- 0				
11- 2	0- 0	0- 1	NON-CONFERENCE	3- 1	2- 0	6- 0				
6- 0	0- 0	0- 0	HOME	1- 0	2- 0	3- 0				
3- 0	0- 0	0- 0	AWAY	1- 0	0- 0	2- 0				
2- 2	0- 0	0- 1	NEUTRAL	1- 1	0- 0	1- 0				
12- 8	1- 2	2- 4	CONFERENCE	2- 0	2- 2	5- 0				
7- 2	1- 1	1- 0	HOME	2- 0	0- 1	3- 0				
4- 5	0- 1	1- 3	AWAY	0- 0	1- 1	2- 0				
1- 1	0- 0	0- 1	NEUTRAL	0- 0	1- 0	0- 0				

RPI S	Opponent	Score	RPI S	Opponent	Score	Team's RPI: 46	RPI S	Opponent	Score	RPI S	Opponent	Score
6	H Maryland	73 77	26	A Ohio St.	76 72		55	H Michigan	91 88	109	A Illinois	69 95
9	A Iowa	76 92	26	N Ohio St.	71 83		64	H Liberty	74 60	118	H Cleveland St.	93 76
9	H Iowa	93 80	35	N DePaul	72 79		67	N Vanderbilt	54 71	139	A Purdue	81 68
			37	A Northwestern	49 70		68	A North Carolina St.	60 55	139	H Purdue	88 90
			38	A Rutgers	61 66		79	H Michigan St.	86 79	139	N Purdue	82 78
			41	A Nebraska	50 74		84	N Georgia Tech	72 69	146	H Butler	88 86
			41	H Nebraska	72 69					163	A Wisconsin	72 60
										163	H Wisconsin	93 82
										164	H Indiana	65 61
										180	A North Dakota	68 55
										183	H Central Mich.	67 64
										185	A Memphis	68 62
										224	A Penn St.	85 77
										224	H Penn St.	75 64
										229	H Southern U.	107 62
										289	N Col. of Charleston	74 50
										327	H Southeastern La.	109 60
LAST 12 Division I GAMES:												
35	N DePaul	72 79	9	H Iowa	93 80							
26	N Ohio St.	71 83	224	A Penn St.	85 77							
139	N Purdue	82 78	163	H Wisconsin	93 82							
9	A Iowa	76 92	79	H Michigan St.	86 79							
41	A Nebraska	50 74	109	A Illinois	69 95							
55	H Michigan	91 88	37	A Northwestern	49 70							

Non-Div I Games:

Minnesota

Loss, Non-Conf, S Site, H Home A Away N Neutral

Average RPI Win:	154	WON-LOST	WINNING	LAST 10	STRENGTH OF	OPP. STRENGTH	TEAM	ADJ.	CONF.	ADJ CONF.
Average RPI Loss:	25	RECORD	PCT. RANK	GAMES	SCHEDULE	OF SCHEDULE	RPI	RPI	RPI	RPI
DIV. I ONLY	27- 7	23	5- 5	76	56	28	28	3	3	
DIV. I NON-CONF.	16- 1	3	1- 1	208	162	33	33	3	3	
<hr/>										
TOTALS	RPI 1-25	RPI 26-50	W-L RECORDS	RPI 51-100	RPI 101-150	RPI 150+				
27- 7	0- 5	4- 0	OVERALL	8- 2	2- 0	13- 0				
17- 1	0- 0	4- 0	HOME	4- 1	1- 0	8- 0				
7- 5	0- 4	0- 0	AWAY	3- 1	1- 0	3- 0				
3- 1	0- 1	0- 0	NEUTRAL	1- 0	0- 0	2- 0				
16- 1	0- 1	2- 0	NON-CONFERENCE	3- 0	2- 0	9- 0				
10- 0	0- 0	2- 0	HOME	1- 0	1- 0	6- 0				
3- 1	0- 1	0- 0	AWAY	1- 0	1- 0	1- 0				
3- 0	0- 0	0- 0	NEUTRAL	1- 0	0- 0	2- 0				
11- 6	0- 4	2- 0	CONFERENCE	5- 2	0- 0	4- 0				
7- 1	0- 0	2- 0	HOME	3- 1	0- 0	2- 0				
4- 4	0- 3	0- 0	AWAY	2- 1	0- 0	2- 0				
0- 1	0- 1	0- 0	NEUTRAL	0- 0	0- 0	0- 0				

RPI 1-25				RPI 26-50				Team's RPI: 28	RPI 51-100				RPI 101+			
RPI	S	Opponent	Score	RPI	S	Opponent	Score		RPI	S	Opponent	Score	RPI	S	Opponent	Score
3	A	Tennessee	67 79	29	H	Western Ky.	88 77		51	N	Tulane	57 47	121	H	Louisiana Tech	81 77
4	A	South Carolina	50 69	34	H	Texas A&M	63 61		60	H	LSU	69 71	127	A	La.-Lafayette	66 51
12	A	Kentucky	90 92	40	H	Arkansas	72 57		61	H	Georgia	64 56	151	A	Auburn	59 48
12	N	Kentucky	67 76	45	H	Arkansas St.	93 83		65	H	West Virginia	74 61	159	H	Florida	75 62
15	A	Duke	56 64						67	A	Vanderbilt	62 78	173	H	Mercer	97 66
									67	H	Vanderbilt	69 44	200	A	Alabama	57 55
									71	A	Southern Miss.	73 46	200	H	Alabama	66 50
									90	A	Missouri	53 47	216	N	Ill.-Chicago	73 36
									94	A	Ole Miss	64 62	220	H	La.-Monroe	80 46
									94	H	Ole Miss	55 47	268	H	North Dakota St.	109 58
													280	N	Miami (OH)	68 42
													300	A	New Orleans	85 45
													327	H	Southeastern La.	97 36
													338	H	Ark.-Pine Bluff	83 26
													349	H	Mississippi Val.	104 41
<hr/>																
LAST 12 Division I GAMES:																
15	A	Duke	56 64	159	H	Florida	75 62		12	A	Kentucky	90 92				
51	N	Tulane	57 47	34	H	Texas A&M	63 61		3	A	Tennessee	67 79				
12	N	Kentucky	67 76	67	H	Vanderbilt	69 44		67	H	Vanderbilt	69 44				
94	H	Ole Miss	55 47	200	A	Alabama	57 55		151	A	Auburn	59 48				
4	A	South Carolina	50 69													

Non-Div I Games:

Mississippi St.

■ Loss,
 ■ Non-Conf, S Site,
 ■ Home
 ■ Away
 N Neutral

Average RPI Win:	294	WON-LOST	WINNING	LAST 10	STRENGTH OF	OPP. STRENGTH	TEAM	ADJ.	CONF.	ADJ CONF.
Average RPI Loss:	227	RECORD	PCT. RANK	GAMES	SCHEDULE	OF SCHEDULE	RPI	RPI	RPI	RPI
DIV. I ONLY	2- 26	345	1- 9	324	341	349	349	32	32	
DIV. I NON-CONF.	0- 9	339	0- 0	167	75	325	325	31	31	
TOTALS	RPI 1-25	RPI 26-50	W-L RECORDS	RPI 51-100	RPI 101-150	RPI 150+				
2- 26	0- 0	0- 1	OVERALL	0- 4	0- 0	2- 21				
2- 7	0- 0	0- 0	HOME	0- 0	0- 0	2- 7				
0- 17	0- 0	0- 1	AWAY	0- 4	0- 0	0- 12				
0- 2	0- 0	0- 0	NEUTRAL	0- 0	0- 0	0- 2				
0- 9	0- 0	0- 1	NON-CONFERENCE	0- 4	0- 0	0- 4				
0- 0	0- 0	0- 0	HOME	0- 0	0- 0	0- 0				
0- 8	0- 0	0- 1	AWAY	0- 4	0- 0	0- 3				
0- 1	0- 0	0- 0	NEUTRAL	0- 0	0- 0	0- 1				
2- 17	0- 0	0- 0	CONFERENCE	0- 0	0- 0	2- 17				
2- 7	0- 0	0- 0	HOME	0- 0	0- 0	2- 7				
0- 9	0- 0	0- 0	AWAY	0- 0	0- 0	0- 9				
0- 1	0- 0	0- 0	NEUTRAL	0- 0	0- 0	0- 1				

RPI S	Opponent	Score	RPI S	Opponent	Score	RPI S	Opponent	Score	RPI S	Opponent	Score	Team's RPI: 349
28	A Mississippi St.	41 104	51	A Tulane	47 87	177	A Texas Southern	46 70				
			67	A Vanderbilt	37 63	177	H Texas Southern	52 63				
			71	A Southern Miss.	51 69	185	A Memphis	39 62				
			94	A Ole Miss	38 91	200	A Alabama	40 71				
						229	A Southern U.	51 70				
						229	H Southern U.	50 59				
						229	N Southern U.	57 62				
						234	N George Mason	62 71				
						246	A Alabama St.	57 61				
						246	H Alabama St.	45 62				
						251	A Prairie View	50 69				
						251	H Prairie View	61 78				
						274	A Jackson St.	54 58				
						274	H Jackson St.	74 71				
						313	A Grambling	31 62				
						313	H Grambling	61 58				
						317	A Alcorn	47 52				
						317	H Alcorn	40 50				
						338	A Ark.-Pine Bluff	47 65				
						338	H Ark.-Pine Bluff	51 63				
						342	A UMKC	46 62				
						346	A Alabama A&M	51 71				
						346	H Alabama A&M	58 63				
LAST 12 Division I GAMES:												
229	N	Southern U.	57	62	229	H	Southern U.	50	59			
338	H	Ark.-Pine Bluff	51	63	317	H	Alcorn	40	50			
313	H	Grambling	61	58	246	A	Alabama St.	57	61			
274	A	Jackson St.	54	58	346	A	Alabama A&M	51	71			
177	A	Texas Southern	46	70	313	A	Grambling	31	62			
251	A	Prairie View	50	69	274	H	Jackson St.	74	71			

Non-Div I Games: Talladega 59 38 Philander Smith 71 65

Mississippi Val.

Average RPI Win:	164	WON-LOST	WINNING	LAST 10	STRENGTH OF	OPP. STRENGTH	TEAM	ADJ.	CONF.	ADJ CONF.
Average RPI Loss:	74	RECORD	PCT. RANK	GAMES	SCHEDULE	OF SCHEDULE	RPI	RPI	RPI	RPI
DIV. I ONLY	19- 14	116	7- 3	79	60	90	90	3	3	
DIV. I NON-CONF.	12- 4	44	2- 1	247	176	100	100	3	3	
TOTALS	RPI 1-25	RPI 26-50	W-L RECORDS	RPI 51-100	RPI 101-150	RPI 150+				
19- 14	0- 4	2- 3	OVERALL	4- 4	3- 1	10- 2				
12- 5	0- 2	1- 2	HOME	2- 0	2- 1	7- 0				
6- 7	0- 1	1- 1	AWAY	2- 3	1- 0	2- 2				
1- 2	0- 1	0- 0	NEUTRAL	0- 1	0- 0	1- 0				
12- 4	0- 1	0- 0	NON-CONFERENCE	2- 1	3- 1	7- 1				
8- 1	0- 0	0- 0	HOME	1- 0	2- 1	5- 0				
3- 2	0- 0	0- 0	AWAY	1- 1	1- 0	1- 1				
1- 1	0- 1	0- 0	NEUTRAL	0- 0	0- 0	1- 0				
7- 10	0- 3	2- 3	CONFERENCE	2- 3	0- 0	3- 1				
4- 4	0- 2	1- 2	HOME	1- 0	0- 0	2- 0				
3- 5	0- 1	1- 1	AWAY	1- 2	0- 0	1- 1				
0- 1	0- 0	0- 0	NEUTRAL	0- 1	0- 0	0- 0				

RPI 1-25				RPI 26-50				RPI 51-100 Team's RPI: 90				RPI 101+			
RPI	S	Opponent	Score	RPI	S	Opponent	Score	RPI	S	Opponent	Score	RPI	S	Opponent	Score
3	A	Tennessee	53 63	28	H	Mississippi St.	47 53	55	A	Michigan	55 65	126	H	Missouri St.	52 57
4	H	South Carolina	49 60	34	A	Texas A&M	70 69	60	A	LSU	65 74	135	A	UNI	69 61
12	H	Kentucky	69 83	34	H	Texas A&M	48 55	61	A	Georgia	48 69	137	H	UT Martin	74 65
24	N	California	70 82	40	A	Arkansas	55 73	61	N	Georgia	64 75	150	H	Saint Louis	74 55
				40	H	Arkansas	57 41	67	A	Vanderbilt	54 51	151	H	Auburn	59 49
								70	A	Kansas St.	67 48	159	A	Florida	68 52
								94	H	Ole Miss	72 58	159	H	Florida	66 47
								99	H	Colorado	53 50	182	A	Wake Forest	79 64
												200	A	Alabama	64 67
												232	H	Western Ill.	89 52
												237	N	UNLV	79 60
												259	H	Northern Ill.	47 44
												282	H	Milwaukee	68 55
												304	H	Loyola Chicago	56 45
												318	H	Southeast Mo. St.	88 42
												326	A	Bradley	64 76
LAST 12 Division I GAMES:															
55	A	Michigan	55 65	67	A	Vanderbilt	54 51								
70	A	Kansas St.	67 48	94	H	Ole Miss	72 58								
135	A	UNI	69 61	200	A	Alabama	64 67								
61	N	Georgia	64 75	151	H	Auburn	59 49								
40	H	Arkansas	57 41	34	H	Texas A&M	48 55								
34	A	Texas A&M	70 69	60	A	LSU	65 74								

Non-Div I Games:

Missouri

Average RPI Win:	225	WON-LOST	WINNING	LAST 10	STRENGTH OF	OPP. STRENGTH	TEAM	ADJ.	CONF.	ADJ CONF.
Average RPI Loss:	91	RECORD	PCT. RANK	GAMES	SCHEDULE	OF SCHEDULE	RPI	RPI	RPI	RPI
DIV. I ONLY	18- 15	146	8- 2	126	148	126	126	21	21	
DIV. I NON-CONF.	3- 9	278	0- 1	66	29	195	195	19	19	
TOTALS	RPI 1-25	RPI 26-50	W-L RECORDS	RPI 51-100	RPI 101-150	RPI 150+				
18- 15	0- 1	0- 6	OVERALL	1- 2	2- 4	15- 2				
9- 5	0- 0	0- 3	HOME	0- 0	2- 1	7- 1				
7- 8	0- 1	0- 2	AWAY	1- 1	0- 3	6- 1				
2- 2	0- 0	0- 1	NEUTRAL	0- 1	0- 0	2- 0				
3- 9	0- 1	0- 3	NON-CONFERENCE	1- 2	0- 2	2- 1				
2- 3	0- 0	0- 2	HOME	0- 0	0- 1	2- 0				
1- 5	0- 1	0- 1	AWAY	1- 1	0- 1	0- 1				
0- 1	0- 0	0- 0	NEUTRAL	0- 1	0- 0	0- 0				
15- 6	0- 0	0- 3	CONFERENCE	0- 0	2- 2	13- 1				
7- 2	0- 0	0- 1	HOME	0- 0	2- 0	5- 1				
6- 3	0- 0	0- 1	AWAY	0- 0	0- 2	6- 0				
2- 1	0- 0	0- 1	NEUTRAL	0- 0	0- 0	2- 0				

RPI 1-25				RPI 26-50				RPI 51-100				RPI 101+ Team's RPI: 126			
RPI	S	Opponent	Score	RPI	S	Opponent	Score	RPI	S	Opponent	Score	RPI	S	Opponent	Score
25	A	UALR	48 61	40	H	Arkansas	50 59	69	N	TCU	68 82	105	A	Drake	89 94
				42	A	Wichita St.	50 69	90	A	Missouri	57 52	105	H	Drake	86 57
				42	H	Wichita St.	59 71	99	A	Colorado	59 87	116	H	Tulsa	72 78
				42	N	Wichita St.	71 85					130	A	Oral Roberts	57 70
				45	H	Arkansas St.	62 78					135	A	UNI	56 64
				47	A	Oklahoma St.	36 77					135	H	UNI	72 70
LAST 12 Division I GAMES:															
				116	H	Tulsa	72 78	105	H	Drake	86 57	175	A	Southern Ill.	73 57
				42	N	Wichita St.	71 85	135	H	UNI	72 70	175	H	Southern Ill.	61 57
				248	N	Evansville	75 66	329	A	Illinois St.	90 78	179	H	SIUE	75 69
				186	N	Indiana St.	75 57	175	A	Southern Ill.	73 57	185	A	Memphis	63 79
				248	A	Evansville	86 71	304	H	Loyola Chicago	83 64	186	A	Indiana St.	65 56
				186	A	Indiana St.	65 56	304	H	Loyola Chicago	83 64	186	H	Indiana St.	74 66
								326	A	Bradley	78 64	186	N	Indiana St.	75 57
								326	H	Bradley	69 61	217	H	IUPUI	68 58
												248	A	Evansville	86 71
												248	H	Evansville	56 65
												248	N	Evansville	75 66
												304	A	Loyola Chicago	87 57
												304	H	Loyola Chicago	83 64
												326	A	Bradley	78 64
												326	H	Bradley	69 61
												329	A	Illinois St.	90 78
												329	H	Illinois St.	58 35

Non-Div I Games:

Missouri St.

■ Loss,
 ■ Non-Conf,
 ■ S Site,
 ■ Home
 ■ A Away
 N Neutral

RPI 1-25					
RPI	S	Opponent	Score		
10	H	Princeton	53	84	
RPI 26-50					
RPI	S	Opponent	Score		
30	A	Quinnipiac	53	94	
30	H	Quinnipiac	48	87	
30	N	Quinnipiac	61	82	
RPI 51-100					
RPI	S	Opponent	Score		
Team's RPI:					
106	H	Lehigh	70	82	
128	A	Yale	58	62	
133	A	Marist	65	75	
133	H	Marist	60	63	
147	A	Siena	58	65	
147	H	Siena	52	54	
178	A	Fairfield	52	54	
178	H	Fairfield	59	33	
191	A	Xavier	45	61	
195	A	Iona	58	71	
195	H	Iona	75	74	
238	A	Niagara	81	69	
238	H	Niagara	45	59	
263	A	Canisius	49	62	
263	H	Canisius	58	75	
263	N	Canisius	68	56	
266	H	Colgate	82	62	
276	A	Rider	66	62	
276	H	Rider	55	65	
298	H	Fairleigh Dickinson	71	66	
305	A	UMES	73	86	
309	A	LIU Brooklyn	78	57	
321	A	Manhattan	73	69	
321	H	Manhattan	84	67	
323	A	Wagner	82	59	
325	A	Saint Peter's	67	52	
LAST 12 Division I GAMES:					
30	N	Quinnipiac	61	82	
263	N	Canisius	68	56	
30	H	Quinnipiac	48	87	
321	H	Manhattan	84	67	
263	A	Canisius	49	62	
238	A	Niagara	81	69	
325	H	Saint Peter's	64	56	
276	H	Rider	55	65	
147	A	Siena	58	65	
325	A	Saint Peter's	67	52	
178	A	Fairfield	52	54	
263	H	Canisius	58	75	

Monmouth

M
o
n
m
o
u
t
h

RPI S Opponent Score

Through Games Of April 7, 2015

RPI	S	Opponent	Score
325	H	Saint Peter's	64 56

M
o
n
m
o
u
t
h

Monmouth

M
o
n
t
a
n
a

RPI S Opponent Score

Through Games Of April 7, 2015

RPI	S	Opponent	Score	
310	H	Portland St.	72	31
330	H	Utah Valley	68	44

M
o
n
t
a
n
a

Montana

Average RPI Win:	204	WON-LOST	WINNING	LAST 10	STRENGTH OF	OPP. STRENGTH	TEAM	ADJ.	CONF.	ADJ CONF.
Average RPI Loss:	138	RECORD	PCT. RANK	GAMES	SCHEDULE	OF SCHEDULE	RPI	RPI	RPI	RPI
DIV. I ONLY	13- 15	205	6- 4	125	219	169	169	19	19	
DIV. I NON-CONF.	4- 5	187	0- 0	72	181	119	119	17	17	
TOTALS	RPI 1-25	RPI 26-50	W-L RECORDS	RPI 51-100	RPI 101-150	RPI 150+				
13- 15	0- 0	0- 1	OVERALL	1- 4	2- 5	10- 5				
9- 3	0- 0	0- 1	HOME	1- 0	2- 1	6- 1				
3- 11	0- 0	0- 0	AWAY	0- 4	0- 3	3- 4				
1- 1	0- 0	0- 0	NEUTRAL	0- 0	0- 1	1- 0				
4- 5	0- 0	0- 1	NON-CONFERENCE	0- 3	0- 1	4- 0				
2- 1	0- 0	0- 1	HOME	0- 0	0- 0	2- 0				
1- 4	0- 0	0- 0	AWAY	0- 3	0- 1	1- 0				
1- 0	0- 0	0- 0	NEUTRAL	0- 0	0- 0	1- 0				
9- 10	0- 0	0- 0	CONFERENCE	1- 1	2- 4	6- 5				
7- 2	0- 0	0- 0	HOME	1- 0	2- 1	4- 1				
2- 7	0- 0	0- 0	AWAY	0- 1	0- 2	2- 4				
0- 1	0- 0	0- 0	NEUTRAL	0- 0	0- 1	0- 0				

RPI S	Opponent	Score	RPI S	Opponent	Score	RPI S	Opponent	Score	RPI S	Opponent	Score	Team's RPI: 169
33	H Gonzaga	60 89	65	A San Diego	64 79	102	A Northern Colo.	61 80	102	H Northern Colo.	63 84	
			75	A CSUN	66 78	111	A Boise St.	60 75	117	H Sacramento St.	91 64	
			78	A Washington St.	61 82	117	N Sacramento St.	62 78	122	A Eastern Wash.	58 72	
			83	A Montana	48 62	122	H Eastern Wash.	63 53	180	A North Dakota	74 82	
			83	H Montana	65 57	180	H North Dakota	80 62	190	A Idaho	76 65	
						190	H Idaho	71 62	190	H Idaho	71 62	
						213	H Wyoming	79 52	214	A Cal St. Fullerton	63 47	
						217	N IUPUI	80 74	239	A Idaho St.	74 87	
						239	H Idaho St.	62 65	254	A Southern Utah	69 74	
						258	A Weber St.	60 49	258	H Weber St.	62 54	
						267	A Northern Ariz.	64 79	303	H Seattle	74 61	
						310	H Portland St.	63 46				
LAST 12 Division I GAMES:												
117	N Sacramento St.	62 78	180	H North Dakota	80 62							
83	H Montana	65 57	102	H Northern Colo.	63 84							
190	H Idaho	71 62	122	A Eastern Wash.	58 72							
122	H Eastern Wash.	63 53	190	A Idaho	76 65							
239	A Idaho St.	74 87	310	H Portland St.	63 46							
258	A Weber St.	60 49	117	H Sacramento St.	91 64							

Non-Div I Games: Mont. St. Billings 76 57 Great Falls 87 71

Montana St.

Loss, Non-Conf, S Site, H Home A Away N Neutral

Average RPI Win: 279	WON-LOST	WINNING	LAST 10	STRENGTH OF	OPP. STRENGTH	TEAM	ADJ.	CONF.	ADJ CONF.
Average RPI Loss: 160	RECORD	PCT. RANK	GAMES	SCHEDULE	OF SCHEDULE	RPI	RPI	RPI	RPI
DIV. I ONLY	11- 18	246	4- 6	222	287	247	247	26	26
DIV. I NON-CONF.	3- 9	278	0- 0	110	237	223	223	26	26
TOTALS	RPI 1-25	RPI 26-50	W-L RECORDS	RPI 51-100	RPI 101-150	RPI 150+			
11- 18	0- 1	0- 1	OVERALL	0- 1	0- 3	11- 12			
6- 7	0- 0	0- 0	HOME	0- 0	0- 2	6- 5			
5- 10	0- 1	0- 1	AWAY	0- 1	0- 1	5- 5			
0- 1	0- 0	0- 0	NEUTRAL	0- 0	0- 0	0- 1			
3- 9	0- 1	0- 1	NON-CONFERENCE	0- 1	0- 2	3- 4			
1- 4	0- 0	0- 0	HOME	0- 0	0- 2	1- 2			
2- 5	0- 1	0- 1	AWAY	0- 1	0- 0	2- 2			
0- 0	0- 0	0- 0	NEUTRAL	0- 0	0- 0	0- 0			
8- 9	0- 0	0- 0	CONFERENCE	0- 0	0- 1	8- 8			
5- 3	0- 0	0- 0	HOME	0- 0	0- 0	5- 3			
3- 5	0- 0	0- 0	AWAY	0- 0	0- 1	3- 4			
0- 1	0- 0	0- 0	NEUTRAL	0- 0	0- 0	0- 1			

RPI 1-25				RPI 26-50				RPI 51-100				RPI 101+ Team's RPI: 247			
RPI	S	Opponent	Score	RPI	S	Opponent	Score	RPI	S	Opponent	Score	RPI	S	Opponent	Score
12	A	Kentucky	62 91	50	A	Ohio	67 87	95	A	Akron	61 89	118	H	Cleveland St.	72 80
												120	H	East Tenn. St.	77 86
												137	A	UT Martin	70 99
												154	A	Tennessee St.	74 75
												154	H	Tennessee St.	74 81
												154	N	Tennessee St.	66 81
												164	A	Indiana	57 98
												172	A	Belmont	56 57
												172	H	Belmont	66 55
												175	H	Southern Ill.	66 75
												179	H	SIUE	61 62
												208	A	Jacksonville St.	64 72
												208	H	Jacksonville St.	78 83
												222	A	USC Upstate	69 75
												228	H	Georgia St.	74 72
												234	A	George Mason	79 70
												260	A	Austin Peay	82 72
												264	H	Lipscomb	59 61
												271	A	Norfolk St.	83 66
												285	A	Eastern Ky.	64 70
												285	H	Eastern Ky.	76 58
												302	H	Eastern Ill.	67 62
												318	A	Southeast Mo. St.	64 59
												331	H	Murray St.	64 63
												333	A	Tennessee Tech	64 54
												333	H	Tennessee Tech	90 82
LAST 12 Division I GAMES:															
				154	N	Tennessee St.	66 81	154	H	Tennessee St.	74 81				
				208	H	Jacksonville St.	78 83	172	H	Belmont	66 55				
				154	A	Tennessee St.	74 75	285	H	Eastern Ky.	76 58				
				333	H	Tennessee Tech	90 82	333	A	Tennessee Tech	64 54				
				285	A	Eastern Ky.	64 70	208	A	Jacksonville St.	64 72				
				172	A	Belmont	56 57	260	A	Austin Peay	82 72				

Non-Div I Games: Brescia 98 68

Morehead St.

■ Loss,
 ■ Non-Conf,
 ■ S Site,
 ■ Home
 ■ A Away
 N Neutral

[illegible]

Washington Adventis66 44

Page 205

Average RPI Win:	294	WON-LOST	WINNING	LAST 10	STRENGTH OF	OPP. STRENGTH	TEAM	ADJ.	CONF.	ADJ CONF.
Average RPI Loss:	206	RECORD	PCT. RANK	GAMES	SCHEDULE	OF SCHEDULE	RPI	RPI	RPI	RPI
DIV. I ONLY	8- 22	291	1- 9	305	319	319	319	29	29	
DIV. I NON-CONF.	2- 9	298	0- 0	290	278	329	329	28	28	
TOTALS	RPI 1-25	RPI 26-50	W-L RECORDS	RPI 51-100	RPI 101-150	RPI 150+				
8- 22	0- 1	0- 0	OVERALL	0- 2	0- 0	8- 19				
6- 6	0- 0	0- 0	HOME	0- 0	0- 0	6- 6				
2- 16	0- 0	0- 0	AWAY	0- 1	0- 0	2- 2				
0- 0	0- 0	0- 0	NEUTRAL	0- 0	0- 0	0- 0				
2- 9	0- 1	0- 0	NON-CONFERENCE	0- 2	0- 0	2- 6				
2- 1	0- 0	0- 0	HOME	0- 0	0- 0	2- 1				
0- 8	0- 1	0- 0	AWAY	0- 2	0- 0	0- 5				
0- 0	0- 0	0- 0	NEUTRAL	0- 0	0- 0	0- 0				
6- 13	0- 0	0- 0	CONFERENCE	0- 0	0- 0	6- 13				
4- 5	0- 0	0- 0	HOME	0- 0	0- 0	4- 5				
2- 8	0- 0	0- 0	AWAY	0- 0	0- 0	2- 8				
0- 0	0- 0	0- 0	NEUTRAL	0- 0	0- 0	0- 0				

RPI 1-25				RPI 26-50				RPI 51-100				RPI 101+ Team's RPI: 319			
RPI	S	Opponent	Score	RPI	S	Opponent	Score	RPI	S	Opponent	Score	RPI	S	Opponent	Score
6	A	Maryland	45 109					68	A	North Carolina St.	60 85	157	A	Bryant	72 74
								73	A	Fordham	37 61	157	A	Bryant	54 76
												157	H	Bryant	53 55
												160	H	Bucknell	49 74
												162	A	Central Conn. St.	49 60
												162	H	Central Conn. St.	54 50
												202	A	Robert Morris	44 66
												202	H	Robert Morris	44 68
												206	A	Campbell	42 60
												218	A	Sacred Heart	64 71
												218	H	Sacred Heart	60 66
												234	A	St. Francis Brooklyn	46 52
												234	H	St. Francis Brooklyn	56 48
												238	A	Niagara	60 78
												265	A	Davidson	62 67
												286	A	Loyola Maryland	49 56
												298	A	Fairleigh Dickinson	56 78
												298	H	Fairleigh Dickinson	52 54
												305	A	UMES	43 58
												309	A	LIU Brooklyn	76 69
												309	H	LIU Brooklyn	45 48
												320	A	Saint Francis (PA)	87 90
												320	H	Saint Francis (PA)	74 64
												323	A	Wagner	60 58
												323	H	Wagner	68 65
												336	H	Coppin St.	81 65
LAST 12 Division I GAMES:															
157	A	Bryant	54 76	157	H	Bryant	53 55	157	A	Bryant	72 74	162	A	Central Conn. St.	49 60
320	A	Saint Francis (PA)	87 90	157	A	Bryant	72 74	234	A	St. Francis Brooklyn	46 52	218	A	Sacred Heart	64 71
323	H	Wagner	68 65	162	A	Central Conn. St.	49 60	218	A	Sacred Heart	64 71	202	H	Robert Morris	44 68
309	H	LIU Brooklyn	45 48	234	A	St. Francis Brooklyn	46 52	202	H	Robert Morris	44 68				
298	H	Fairleigh Dickinson	52 54	218	A	Sacred Heart	64 71								
218	H	Sacred Heart	60 66	202	H	Robert Morris	44 68								

Non-Div I Games:

Mt. St. Mary's

■ Loss,
 ■ Non-Conf,
 ■ S Site,
 ■ H Home
 ■ A Away
 N Neutral

RPI	S	Opponent	Score
347	H	Delaware St.	73 64

Mt. St. Mary's

M
t
.
s
t
.
M
a
r
y
:
s

M
t
.
S
t
.
M
a
r
y
:
S

Average RPI Win:	276	WON-LOST	WINNING	LAST 10	STRENGTH OF	OPP. STRENGTH	TEAM	ADJ.	CONF.	ADJ CONF.
Average RPI Loss:	200	RECORD	PCT. RANK	GAMES	SCHEDULE	OF SCHEDULE	RPI	RPI	RPI	RPI
DIV. I ONLY	6- 21	306	3- 7	288	313	331	331	26	26	
DIV. I NON-CONF.	3- 8	262	0- 0	214	301	295	295	26	26	
TOTALS	RPI 1-25	RPI 26-50	W-L RECORDS	RPI 51-100	RPI 101-150	RPI 150+				
6- 21	0- 0	0- 1	OVERALL	0- 1	0- 4	6- 15				
5- 8	0- 0	0- 1	HOME	0- 0	0- 1	5- 6				
1- 12	0- 0	0- 0	AWAY	0- 1	0- 3	1- 8				
0- 1	0- 0	0- 0	NEUTRAL	0- 0	0- 0	0- 1				
3- 8	0- 0	0- 1	NON-CONFERENCE	0- 1	0- 2	3- 4				
3- 2	0- 0	0- 1	HOME	0- 0	0- 0	3- 1				
0- 5	0- 0	0- 0	AWAY	0- 1	0- 2	0- 2				
0- 1	0- 0	0- 0	NEUTRAL	0- 0	0- 0	0- 1				
3- 13	0- 0	0- 0	CONFERENCE	0- 0	0- 2	3- 11				
2- 6	0- 0	0- 0	HOME	0- 0	0- 1	2- 5				
1- 7	0- 0	0- 0	AWAY	0- 0	0- 1	1- 6				
0- 0	0- 0	0- 0	NEUTRAL	0- 0	0- 0	0- 0				

RPI S	Opponent	Score	RPI S	Opponent	Score	RPI S	Opponent	Score	RPI S	Opponent	Score	Team's RPI: 331
50	H Ohio	60 111	88	A Wright St.	68 75	109	A Illinois	44 64	130	A Ball St.	59 85	
						137	A UT Martin	74 87	137	H UT Martin	85 95	
						154	H Tennessee St.	72 76	165	A Kennesaw St.	60 65	
						172	H Belmont	68 79	175	A Southern Ill.	63 78	
						179	A SIUE	52 78	179	H SIUE	69 78	
						205	H Jacksonville	80 62	208	A Jacksonville St.	73 78	
						247	A Morehead St.	63 64	248	H Evansville	83 93	
						260	A Austin Peay	98 84	260	H Austin Peay	72 67	
						264	H Lipscomb	74 71	274	N Jackson St.	81 90	
						285	H Eastern Ky.	59 64	302	A Eastern Ill.	59 75	
						302	H Eastern Ill.	67 81	318	A Southeast Mo. St.	66 88	
						318	H Southeast Mo. St.	86 81	333	A Tennessee Tech	69 74	
						346	H Alabama A&M	102 81				
LAST 12 Division I GAMES:												
137	A UT Martin	74 87	318	H Southeast Mo. St.	86 81	137	H UT Martin	85 95				
260	H Austin Peay	72 67	302	A Eastern Ill.	59 75	179	A SIUE	52 78				
302	H Eastern Ill.	67 81	285	H Eastern Ky.	59 64	172	H Belmont	68 79				
318	A Southeast Mo. St.	66 88										
179	H SIUE	69 78										
260	A Austin Peay	98 84										

Non-Div I Games: Brescia 118 50 Blackburn 110 31

Murray St.

■ Loss,
 ■ Non-Conf,
 ■ S Site,
 ■ H Home
 ■ A Away
 N Neutral

Average RPI Win:	283	WON-LOST	WINNING	LAST 10	STRENGTH OF	OPP. STRENGTH	TEAM	ADJ.	CONF.	ADJ CONF.
Average RPI Loss:	141	RECORD	PCT. RANK	GAMES	SCHEDULE	OF SCHEDULE	RPI	RPI	RPI	RPI
DIV. I ONLY	18- 11	91	9- 1	306	299	170	170	31	31	
DIV. I NON-CONF.	5- 6	179	0- 0	202	133	166	166	29	29	
TOTALS	RPI 1-25	RPI 26-50	W-L RECORDS	RPI 51-100	RPI 101-150	RPI 150+				
18- 11	0- 2	0- 0	OVERALL	0- 1	2- 4	16- 4				
9- 2	0- 0	0- 0	HOME	0- 0	0- 1	9- 1				
6- 8	0- 2	0- 0	AWAY	0- 1	1- 2	5- 3				
3- 1	0- 0	0- 0	NEUTRAL	0- 0	1- 1	2- 0				
5- 6	0- 2	0- 0	NON-CONFERENCE	0- 1	1- 1	4- 2				
2- 1	0- 0	0- 0	HOME	0- 0	0- 0	2- 1				
1- 5	0- 2	0- 0	AWAY	0- 1	0- 1	1- 1				
2- 0	0- 0	0- 0	NEUTRAL	0- 0	1- 0	1- 0				
13- 5	0- 0	0- 0	CONFERENCE	0- 0	1- 3	12- 2				
7- 1	0- 0	0- 0	HOME	0- 0	0- 1	7- 0				
5- 3	0- 0	0- 0	AWAY	0- 0	1- 1	4- 2				
1- 1	0- 0	0- 0	NEUTRAL	0- 0	0- 1	1- 0				

RPI 1-25				RPI 26-50				RPI 51-100				RPI 101+ Team's RPI: 170			
RPI	S	Opponent	Score	RPI	S	Opponent	Score	RPI	S	Opponent	Score	RPI	S	Opponent	Score
15	A	Duke	36 87					71	A	Southern Miss.	48 72	108	A	Hampton	48 54
22	A	Chattanooga	43 58									125	A	Savannah St.	53 48
												125	H	Savannah St.	56 59
												125	N	Savannah St.	59 62
												130	N	Oral Roberts	47 38
												141	A	VCU	51 60
												174	A	Appalachian St.	70 72
												196	H	William & Mary	57 59
												197	H	Navy	52 47
												262	A	Bethune-Cookman	52 46
												262	H	Bethune-Cookman	58 55
												262	N	Bethune-Cookman	75 54
												265	A	Davidson	62 57
												271	A	Norfolk St.	75 76
												281	H	South Carolina St.	59 48
												291	H	Morgan St.	67 59
												305	A	UMES	43 58
												307	H	UNC Asheville	63 46
												333	N	Tennessee Tech	54 49
												336	H	Coppin St.	67 49
												337	A	Florida A&M	67 48
												337	H	Florida A&M	78 42
												339	A	N.C. Central	67 46
												339	H	N.C. Central	58 33
												341	A	Howard	80 69
												347	H	Delaware St.	79 38
LAST 12 Division I GAMES:															
				125	N	Savannah St.	59 62			262	A	Bethune-Cookman	52 46		
				262	N	Bethune-Cookman	75 54			337	A	Florida A&M	67 48		
				339	A	N.C. Central	67 46			339	H	N.C. Central	58 33		
				262	H	Bethune-Cookman	58 55			125	A	Savannah St.	53 48		
				337	H	Florida A&M	78 42			336	H	Coppin St.	67 49		
				291	H	Morgan St.	67 59			347	H	Delaware St.	79 38		

Non-Div I Games: Guilford 87 41 Johnson C. Smith 76 45

N.C. A&T

Loss, Non-Conf, S Site, H Home A Away N Neutral

N.C. Central

Through Games Of April 7, 2015

Average RPI Win:	314	WON-LOST	WINNING	LAST 10	STRENGTH OF	OPP. STRENGTH	TEAM	ADJ.	CONF.	ADJ CONF.
Average RPI Loss:	219	RECORD	PCT. RANK	GAMES	SCHEDULE	OF SCHEDULE	RPI	RPI	RPI	RPI
DIV. I ONLY	7- 21	296	3- 7	322	337	339	339	31	31	
DIV. I NON-CONF.	2- 9	298	0- 0	266	305	315	315	29	29	
TOTALS	RPI 1-25	RPI 26-50	W-L RECORDS	RPI 51-100	RPI 101-150	RPI 150+				
7- 21	0- 1	0- 1	OVERALL	0- 0	0- 3	7- 16				
6- 6	0- 0	0- 0	HOME	0- 0	0- 1	6- 5				
1- 14	0- 1	0- 1	AWAY	0- 0	0- 2	1- 10				
0- 1	0- 0	0- 0	NEUTRAL	0- 0	0- 0	0- 1				
2- 9	0- 1	0- 1	NON-CONFERENCE	0- 0	0- 0	2- 7				
1- 3	0- 0	0- 0	HOME	0- 0	0- 0	1- 3				
1- 6	0- 1	0- 1	AWAY	0- 0	0- 0	1- 4				
0- 0	0- 0	0- 0	NEUTRAL	0- 0	0- 0	0- 0				
5- 12	0- 0	0- 0	CONFERENCE	0- 0	0- 3	5- 9				
5- 3	0- 0	0- 0	HOME	0- 0	0- 1	5- 2				
0- 8	0- 0	0- 0	AWAY	0- 0	0- 2	0- 6				
0- 1	0- 0	0- 0	NEUTRAL	0- 0	0- 0	0- 1				

RPI 1-25				RPI 26-50				RPI 51-100				RPI 101+ Team's RPI: 339			
RPI	S	Opponent	Score	RPI	S	Opponent	Score	RPI	S	Opponent	Score	RPI	S	Opponent	Score
4	A	South Carolina	26 90	32	A	Syracuse	25 70					108	A	Hampton	36 75
												125	A	Savannah St.	54 65
												125	H	Savannah St.	61 82
												170	A	N.C. A&T	33 58
												170	H	N.C. A&T	46 67
												199	H	Winthrop	63 71
												201	A	Virginia Tech	44 80
												206	A	Campbell	60 65
												242	H	Presbyterian	33 45
												262	A	Bethune-Cookman	57 71
												262	H	Bethune-Cookman	33 50
												271	A	Norfolk St.	58 82
												279	A	Gardner-Webb	53 73
												281	H	South Carolina St.	56 54
												291	H	Morgan St.	63 47
												301	A	Western Caro.	64 59
												305	A	UMES	61 71
												305	N	UMES	47 67
												307	H	UNC Asheville	55 52
												315	H	Wofford	55 69
												335	A	Coastal Caro.	52 67
												336	H	Coppin St.	59 58
												337	A	Florida A&M	58 65
												337	H	Florida A&M	59 48
												341	A	Howard	65 70
												347	H	Delaware St.	66 59
LAST 12 Division I GAMES:															
				305	N	UMES	47 67					262	A	Bethune-Cookman	57 71
				170	H	N.C. A&T	46 67					170	A	N.C. A&T	33 58
				125	A	Savannah St.	54 65					337	H	Florida A&M	59 48
				262	H	Bethune-Cookman	33 50					347	H	Delaware St.	66 59
				291	H	Morgan St.	63 47					336	H	Coppin St.	59 58
				337	A	Florida A&M	58 65					108	A	Hampton	36 75

Non-Div I Games: Bluefield St. 63 66

N.C. Central

Loss, Non-Conf, S Site, H Home A Away N Neutral

NJIT										
Average RPI Win:	284	WON-LOST	WINNING	LAST 10	STRENGTH OF	OPP. STRENGTH	TEAM	ADJ.	CONF.	ADJ CONF.
Average RPI Loss:	184	RECORD	PCT. RANK	GAMES	SCHEDULE	OF SCHEDULE	RPI	RPI	RPI	RPI
DIV. I ONLY	10- 17	249	2- 6	331	263	294	294	33	33	
DIV. I NON-CONF.	10- 17	221	3- 7	317	296	296	296	33	33	
TOTALS	RPI 1-25	RPI 26-50	W-L RECORDS	RPI 51-100	RPI 101-150	RPI 150+				
10- 17	0- 0	0- 1	OVERALL	0- 3	0- 2	10- 11				
7- 6	0- 0	0- 0	HOME	0- 2	0- 1	7- 3				
3- 10	0- 0	0- 1	AWAY	0- 1	0- 1	3- 7				
0- 1	0- 0	0- 0	NEUTRAL	0- 0	0- 0	0- 1				
10- 17	0- 0	0- 1	NON-CONFERENCE	0- 3	0- 2	10- 11				
7- 6	0- 0	0- 0	HOME	0- 2	0- 1	7- 3				
3- 10	0- 0	0- 1	AWAY	0- 1	0- 1	3- 7				
0- 1	0- 0	0- 0	NEUTRAL	0- 0	0- 0	0- 1				
0- 0	0- 0	0- 0	CONFERENCE	0- 0	0- 0	0- 0				
0- 0	0- 0	0- 0	HOME	0- 0	0- 0	0- 0				
0- 0	0- 0	0- 0	AWAY	0- 0	0- 0	0- 0				
0- 0	0- 0	0- 0	NEUTRAL	0- 0	0- 0	0- 0				

RPI 1-25				RPI 26-50				RPI 51-100				RPI 101+				Team's RPI: 294	
RPI	S	Opponent	Score	RPI	S	Opponent	Score	RPI	S	Opponent	Score	RPI	S	Opponent	Score		
				43	A	Seton Hall	62 74	58	H	Penn	29 59	106	H	Lehigh	54 74		
								77	A	St. John's (NY)	42 66	123	A	Harvard	54 66		
								100	H	Hofstra	47 62	153	A	Dartmouth	63 68		
												188	A	Tex.-Pan American	53 54		
												188	H	Tex.-Pan American	59 54		
												203	A	Clemson	47 64		
												210	A	New Hampshire	56 61		
												211	A	Lafayette	50 66		
												219	A	UMass Lowell	51 60		
												221	A	Fla. Atlantic	65 57		
												231	A	Brown	39 67		
												234	H	St. Francis Brooklyn	57 50		
												268	N	North Dakota St.	48 60		
												288	H	Columbia	38 45		
												291	H	Morgan St.	52 49		
												298	A	Fairleigh Dickinson	68 64		
												305	H	UMES	70 41		
												309	H	LIU Brooklyn	48 57		
												315	A	Wofford	76 50		
LAST 12 Division I GAMES:																	
				219	A	UMass Lowell	51 60	231	A	Brown	39 67						
				305	H	UMES	70 41	123	A	Harvard	54 66						
				188	A	Tex.-Pan American	53 54	288	H	Columbia	38 45						
				291	H	Morgan St.	52 49	188	H	Tex.-Pan American	59 54						
				347	H	Delaware St.	54 56	344	H	Chicago St.	59 48						
				58	H	Penn	29 59	315	A	Wofford	76 50						
												323	H	Wagner	60 54		
												324	H	Binghamton	52 48		
												344	H	Chicago St.	59 48		
												347	H	Delaware St.	54 56		

Non-Div I Games: St. Joseph (VT) 92 39 St. Joseph's (Brklr78 35

NJIT

Loss, Non-Conf, S Site, H Home A Away N Neutral

Average RPI Win: 234	WON-LOST	WINNING	LAST 10	STRENGTH OF	OPP. STRENGTH	TEAM	ADJ.	CONF.	ADJ CONF.
Average RPI Loss: 146	RECORD	PCT. RANK	GAMES	SCHEDULE	OF SCHEDULE	RPI	RPI	RPI	RPI
DIV. I ONLY	16- 14	155	5- 5	252	240	197	197	18	18
DIV. I NON-CONF.	5- 5	152	0- 0	329	267	272	272	20	20
TOTALS	RPI 1-25	RPI 26-50	W-L RECORDS	RPI 51-100	RPI 101-150	RPI 150+			
16- 14	0- 0	0- 3	OVERALL	0- 1	3- 2	13- 8			
10- 5	0- 0	0- 1	HOME	0- 1	1- 1	9- 2			
6- 9	0- 0	0- 2	AWAY	0- 0	2- 1	4- 6			
0- 0	0- 0	0- 0	NEUTRAL	0- 0	0- 0	0- 0			
5- 5	0- 0	0- 0	NON-CONFERENCE	0- 1	0- 1	5- 3			
5- 1	0- 0	0- 0	HOME	0- 1	0- 0	5- 0			
0- 4	0- 0	0- 0	AWAY	0- 0	0- 1	0- 3			
0- 0	0- 0	0- 0	NEUTRAL	0- 0	0- 0	0- 0			
11- 9	0- 0	0- 3	CONFERENCE	0- 0	3- 1	8- 5			
5- 4	0- 0	0- 1	HOME	0- 0	1- 1	4- 2			
6- 5	0- 0	0- 2	AWAY	0- 0	2- 0	4- 3			
0- 0	0- 0	0- 0	NEUTRAL	0- 0	0- 0	0- 0			

RPI S	Opponent	Score	RPI S	Opponent	Score	RPI S	Opponent	Score	RPI S	Opponent	Score	Team's RPI: 197
49	A American	49 59	49	A American	53 60	58	H Penn	51 60	101	A Army	53 50	
49	A American	49 41	49	H American	29 41				101	H Army	46 58	
									106	A Lehigh	50 44	
									106	H Lehigh	47 44	
									107	A Elon	56 69	
									160	A Bucknell	50 51	
									160	A Bucknell	60 49	
									160	H Bucknell	42 44	
									170	A N.C. A&T	47 52	
									171	A Oregon	64 72	
									189	A Holy Cross	44 48	
									189	H Holy Cross	44 60	
									211	A Lafayette	65 60	
									211	H Lafayette	65 52	
									234	H George Mason	84 79	
									245	H Towson	55 51	
									266	A Colgate	65 63	
									266	H Colgate	64 52	
									275	H Grand Canyon	60 51	
									286	A Loyola Maryland	49 55	
									286	H Loyola Maryland	59 50	
									310	A Portland St.	50 56	
									311	H UNCG	71 64	
									322	A Boston U.	61 55	
									322	H Boston U.	48 40	
									325	H Saint Peter's	71 35	

LAST 12 Division I GAMES:

49	A American	53 60	266	H Colgate	64 52
160	A Bucknell	60 49	160	A Bucknell	50 51
286	H Loyola Maryland	59 50	101	H Army	46 58
49	H American	29 41	322	H Boston U.	48 40
189	A Holy Cross	44 48	211	A Lafayette	65 60
106	A Lehigh	50 44	49	A American	49 59

Non-Div I Games: Mary Washington 79 59

Navy

Loss, Non-Conf, S Site, H Home A Away N Neutral

Nebraska

Through Games Of April 7, 2015

Average RPI Win: 132		WON-LOST	WINNING	LAST 10	STRENGTH OF	OPP. STRENGTH	TEAM	ADJ.	CONF.	ADJ CONF.
Average RPI Loss: 38		RECORD	PCT. RANK	GAMES	SCHEDULE	OF SCHEDULE	RPI	RPI	RPI	RPI
DIV. I ONLY		21- 11	74	4- 6	38	26	41	41	4	4
DIV. I NON-CONF.		10- 2	21	0- 1	120	71	35	35	4	4
TOTALS		RPI 1-25	RPI 26-50		W-L RECORDS		RPI 51-100	RPI 101-150	RPI 150+	
21- 11	1- 5	1- 5		OVERALL		5- 0	6- 0	8- 1		
13- 3	1- 2	1- 1		HOME		1- 0	4- 0	6- 0		
7- 6	0- 2	0- 3		AWAY		4- 0	1- 0	2- 1		
1- 2	0- 1	0- 1		NEUTRAL		0- 0	1- 0	0- 0		
10- 2	1- 0	0- 1		NON-CONFERENCE		3- 0	2- 0	4- 1		
7- 0	1- 0	0- 0		HOME		0- 0	2- 0	4- 0		
3- 1	0- 0	0- 0		AWAY		3- 0	0- 0	0- 1		
0- 1	0- 0	0- 1		NEUTRAL		0- 0	0- 0	0- 0		
11- 9	0- 5	1- 4		CONFERENCE		2- 0	4- 0	4- 0		
6- 3	0- 2	1- 1		HOME		1- 0	2- 0	2- 0		
4- 5	0- 2	0- 3		AWAY		1- 0	1- 0	2- 0		
1- 1	0- 1	0- 0		NEUTRAL		0- 0	1- 0	0- 0		

RPI S	Opponent	Score	RPI S	Opponent	Score	Team's RPI: 41	RPI S	Opponent	Score	RPI S	Opponent	Score	RPI S	Opponent	Score
6	A Maryland	47 59	26	H Ohio St.	60 78		53	A UCLA	71 66	102	H Northern Colo.	63 56			
6	H Maryland	47 75	32	N Syracuse	69 72		55	H Michigan	75 60	109	A Illinois	58 53			
9	A Iowa	72 78	37	A Northwestern	51 59		78	A Washington St.	82 61	109	H Illinois	59 57			
9	H Iowa	61 69	38	A Rutgers	43 46		79	A Michigan St.	71 67	109	N Illinois	86 71			
9	N Iowa	65 74	46	A Minnesota	69 72		89	A Creighton	60 57	139	H Purdue	69 59			
15	H Duke	60 54	46	H Minnesota	74 50					144	H Bakersfield	54 45			
LAST 12 Division I GAMES:															
32	N Syracuse	69 72	37	A Northwestern	51 59					152	H High Point	83 57			
9	N Iowa	65 74	163	H Wisconsin	70 63					163	A Wisconsin	89 72			
109	N Illinois	86 71	9	H Iowa	61 69					163	H Wisconsin	70 63			
26	H Ohio St.	60 78	6	A Maryland	47 59					164	A Indiana	67 64			
46	H Minnesota	74 50	38	A Rutgers	43 46					200	A Alabama	51 53			
164	A Indiana	67 64	55	H Michigan	75 60					224	H Penn St.	73 45			
										233	H Pepperdine	100 65			
										236	H Utah	66 43			
										317	H Alcorn	83 49			

Non-Div I Games:

Nebraska

■ Loss,
■ Non-Conf,
■ S Site,
■ H Home
■ A Away
N Neutral

Nevada

Through Games Of April 7, 2015

Average RPI Win: 291	WON-LOST	WINNING	LAST 10	STRENGTH OF	OPP. STRENGTH	TEAM	ADJ.	CONF.	ADJ CONF.
Average RPI Loss: 139	RECORD	PCT. RANK	GAMES	SCHEDULE	OF SCHEDULE	RPI	RPI	RPI	RPI
DIV. I ONLY	8- 21	290	3- 7	256	162	287	287	22	22
DIV. I NON-CONF.	3- 7	250	0- 0	149	90	225	225	21	21
TOTALS	RPI 1-25	RPI 26-50	W-L RECORDS	RPI 51-100	RPI 101-150	RPI 150+			
8- 21	0- 2	0- 0	OVERALL	0- 7	0- 4	8- 8			
6- 7	0- 0	0- 0	HOME	0- 4	0- 1	6- 2			
2- 11	0- 1	0- 0	AWAY	0- 3	0- 2	2- 5			
0- 3	0- 1	0- 0	NEUTRAL	0- 0	0- 1	0- 1			
3- 7	0- 2	0- 0	NON-CONFERENCE	0- 3	0- 2	3- 0			
2- 2	0- 0	0- 0	HOME	0- 2	0- 0	2- 0			
1- 3	0- 1	0- 0	AWAY	0- 1	0- 1	1- 0			
0- 2	0- 1	0- 0	NEUTRAL	0- 0	0- 1	0- 0			
5- 14	0- 0	0- 0	CONFERENCE	0- 4	0- 2	5- 8			
4- 5	0- 0	0- 0	HOME	0- 2	0- 1	4- 2			
1- 8	0- 0	0- 0	AWAY	0- 2	0- 1	1- 5			
0- 1	0- 0	0- 0	NEUTRAL	0- 0	0- 0	0- 1			

RPI 1-25			RPI 26-50			RPI 51-100			RPI 101+ Team's RPI: 287		
RPI	S	Opponent	Score	RPI	S	Opponent	Score	RPI	S	Opponent	Score
20	N	Oregon St.	50 73					110	A	New Mexico	45 63
24	A	California	54 76					111	H	Boise St.	47 51
								134	N	Toledo	56 65
								140	A	San Francisco	48 63
								213	A	Wyoming	54 77
								213	H	Wyoming	45 61
								225	A	San Diego St.	49 57
								225	H	San Diego St.	50 44
								225	N	San Diego St.	48 70
								227	A	San Jose St.	72 81
								227	H	San Jose St.	77 80
								237	A	UNLV	52 75
								237	H	UNLV	71 62
								275	A	Grand Canyon	64 52
								278	A	Utah St.	57 68
								278	H	Utah St.	49 44
								292	H	Portland	84 59
								332	H	UC Santa Barbara	71 58
								345	A	Air Force	76 53
								345	H	Air Force	74 42
LAST 12 Division I GAMES:											
225	N	San Diego St.	48 70	213	A	Wyoming	54 77				
225	H	San Diego St.	50 44	110	A	New Mexico	45 63				
96	A	Colorado St.	61 68	278	H	Utah St.	49 44				
227	A	San Jose St.	72 81	227	H	San Jose St.	77 80				
345	H	Air Force	74 42	225	A	San Diego St.	49 57				
111	H	Boise St.	47 51	213	H	Wyoming	45 61				

Non-Div I Games: Cal St. Stanislaus 83 57

Nevada

■ Loss,
 ■ Non-Conf, S Site,
 ■ Home
 ■ Away
 N Neutral

New Hampshire

Through Games Of April 7, 2015

Average RPI Win:	249	WON-LOST	WINNING	LAST 10	STRENGTH OF	OPP. STRENGTH	TEAM	ADJ.	CONF.	ADJ CONF.
Average RPI Loss:	157	RECORD	PCT. RANK	GAMES	SCHEDULE	OF SCHEDULE	RPI	RPI	RPI	RPI
DIV. I ONLY	16- 12	119	3- 7	312	242	210	210	23	23	
DIV. I NON-CONF.	7- 4	105	0- 0	337	265	203	203	23	23	
TOTALS	RPI 1-25	RPI 26-50	W-L RECORDS	RPI 51-100	RPI 101-150	RPI 150+				
16- 12	0- 0	0- 0	OVERALL	1- 4	2- 2	13- 6				
8- 5	0- 0	0- 0	HOME	1- 1	1- 0	6- 4				
8- 6	0- 0	0- 0	AWAY	0- 3	1- 1	7- 2				
0- 1	0- 0	0- 0	NEUTRAL	0- 0	0- 1	0- 0				
7- 4	0- 0	0- 0	NON-CONFERENCE	0- 1	0- 1	7- 2				
3- 2	0- 0	0- 0	HOME	0- 0	0- 0	3- 2				
4- 2	0- 0	0- 0	AWAY	0- 1	0- 1	4- 0				
0- 0	0- 0	0- 0	NEUTRAL	0- 0	0- 0	0- 0				
9- 8	0- 0	0- 0	CONFERENCE	1- 3	2- 1	6- 4				
5- 3	0- 0	0- 0	HOME	1- 1	1- 0	3- 2				
4- 4	0- 0	0- 0	AWAY	0- 2	1- 0	3- 2				
0- 1	0- 0	0- 0	NEUTRAL	0- 0	0- 1	0- 0				

RPI 1-25			RPI 26-50			RPI 51-100			RPI 101+			Team's RPI: 210					
RPI	S	Opponent	Score	RPI	S	Opponent	Score	RPI	S	Opponent	Score						
								58	A	Penn	39	74	124	A	Boston College	58	64
								80	A	Albany (NY)	65	76	145	A	Hartford	65	63
								80	H	Albany (NY)	48	74	145	H	Hartford	55	50
								97	A	Maine	56	87	145	N	Hartford	42	58
								97	H	Maine	61	47	153	H	Dartmouth	60	44
													157	H	Bryant	54	57
													162	H	Central Conn. St.	58	64
													193	A	Stony Brook	60	52
													193	H	Stony Brook	52	60
													219	A	UMass Lowell	65	70
													219	H	UMass Lowell	58	51
													231	H	Brown	60	57
													261	A	UMBC	55	69
													261	H	UMBC	67	45
													294	H	NJIT	61	56
													306	A	Vermont	64	56
													306	H	Vermont	60	63
													312	A	Northeastern	63	62
													321	A	Manhattan	58	54
													322	A	Boston U.	67	55
													324	A	Binghamton	76	58
													324	H	Binghamton	73	68
													341	A	Howard	78	68
LAST 12 Division I GAMES:																	
				145	N	Hartford	42	58		261	A	UMBC	55	69			
				97	H	Maine	61	47		80	H	Albany (NY)	48	74			
				219	A	UMass Lowell	65	70		193	H	Stony Brook	52	60			
				145	H	Hartford	55	50		97	A	Maine	56	87			
				324	A	Binghamton	76	58		145	A	Hartford	65	63			
				306	H	Vermont	60	63		219	H	UMass Lowell	58	51			

Non-Div I Games: Daniel Webster 84 32

New Hampshire

■ Loss,
 ■ Non-Conf,
 ■ S Site,
 ■ Home
 ■ A Away
 N Neutral

Average RPI Win:	219	WON-LOST	WINNING	LAST 10	STRENGTH OF	OPP. STRENGTH	TEAM	ADJ.	CONF.	ADJ CONF.
Average RPI Loss:	100	RECORD	PCT. RANK	GAMES	SCHEDULE	OF SCHEDULE	RPI	RPI	RPI	RPI
DIV. I ONLY	21- 13	92	7- 3	135	167	110	110	22	22	
DIV. I NON-CONF.	5- 8	214	1- 1	92	125	207	207	21	21	
TOTALS	RPI 1-25	RPI 26-50	W-L RECORDS	RPI 51-100	RPI 101-150	RPI 150+				
21- 13	0- 2	0- 2	OVERALL	3- 2	1- 5	17- 2				
14- 3	0- 1	0- 0	HOME	2- 0	1- 2	11- 0				
5- 7	0- 1	0- 1	AWAY	0- 2	0- 2	5- 1				
2- 3	0- 0	0- 1	NEUTRAL	1- 0	0- 1	1- 1				
5- 8	0- 2	0- 2	NON-CONFERENCE	0- 0	0- 3	5- 1				
5- 3	0- 1	0- 0	HOME	0- 0	0- 2	5- 0				
0- 3	0- 1	0- 1	AWAY	0- 0	0- 1	0- 0				
0- 2	0- 0	0- 1	NEUTRAL	0- 0	0- 0	0- 1				
16- 5	0- 0	0- 0	CONFERENCE	3- 2	1- 2	12- 1				
9- 0	0- 0	0- 0	HOME	2- 0	1- 0	6- 0				
5- 4	0- 0	0- 0	AWAY	0- 2	0- 1	5- 1				
2- 1	0- 0	0- 0	NEUTRAL	1- 0	0- 1	1- 0				

RPI 1-25				RPI 26-50				RPI 51-100				RPI 101+ Team's RPI: 110			
RPI	S	Opponent	Score	RPI	S	Opponent	Score	RPI	S	Opponent	Score	RPI	S	Opponent	Score
17	H	Stanford	65 70	34	N	Texas A&M	52 66	57	A	Fresno St.	65 71	111	A	Boise St.	65 86
19	A	Texas	37 86	35	A	DePaul	59 97	57	H	Fresno St.	63 60	111	H	Boise St.	63 50
								57	N	Fresno St.	64 53	111	N	Boise St.	60 66
								96	A	Colorado St.	38 44	115	A	New Mexico St.	59 70
								96	H	Colorado St.	67 40	130	H	Oral Roberts	61 63
												148	H	UC Riverside	62 70
												167	H	Cal Poly	84 68
												180	H	North Dakota	54 51
												188	N	Tex.-Pan American	59 61
												213	A	Wyoming	66 55
												213	H	Wyoming	60 54
												225	A	San Diego St.	63 47
												225	H	San Diego St.	62 53
												225	N	San Diego St.	57 56
												227	A	San Jose St.	64 62
												237	A	UNLV	73 79
												237	H	UNLV	63 60
												244	H	UTEP	72 57
												267	H	Northern Ariz.	56 37
												278	A	Utah St.	56 51
												278	H	Utah St.	60 59
												287	H	Nevada	63 45
												322	H	Boston U.	56 49
												345	A	Air Force	70 47
												345	H	Air Force	69 46
LAST 12 Division I GAMES:															
130	H	Oral Roberts	61 63	57	H	Fresno St.	63 60								
180	H	North Dakota	54 51	111	H	Boise St.	63 50								
111	N	Boise St.	60 66	237	A	UNLV	73 79								
57	N	Fresno St.	64 53	225	A	San Diego St.	63 47								
225	N	San Diego St.	57 56	287	H	Nevada	63 45								
213	A	Wyoming	66 55	96	H	Colorado St.	67 40								

Non-Div I Games:

New Mexico

■ Loss,
■ Non-Conf, S Site,
■ Home
■ Away
N Neutral

Average RPI Win: 261		WON-LOST	WINNING	LAST 10	STRENGTH OF	OPP. STRENGTH	TEAM	ADJ.	CONF.	ADJ CONF.
Average RPI Loss: 147		RECORD	PCT. RANK	GAMES	SCHEDULE	OF SCHEDULE	RPI	RPI	RPI	RPI
DIV. I ONLY		20- 8	43	8- 2	270	294	115	115	30	30
DIV. I NON-CONF.		5- 7	202	0- 1	147	178	190	190	30	30
TOTALS		RPI 1-25	RPI 26-50	W-L RECORDS	RPI 51-100	RPI 101-150	RPI 150+			
20- 8	0- 1		0- 0	OVERALL	0- 1	2- 3	18- 3			
10- 2	0- 0		0- 0	HOME	0- 0	2- 0	8- 2			
7- 5	0- 1		0- 0	AWAY	0- 0	0- 0	7- 0			
3- 1	0- 0		0- 0	NEUTRAL	0- 1	0- 0	3- 0			
5- 7	0- 1		0- 0	NON-CONFERENCE	0- 1	1- 2	4- 3			
3- 2	0- 0		0- 0	HOME	0- 0	1- 0	2- 2			
1- 4	0- 1		0- 0	AWAY	0- 0	0- 2	1- 1			
1- 1	0- 0		0- 0	NEUTRAL	0- 1	0- 0	1- 0			
15- 1	0- 0		0- 0	CONFERENCE	0- 0	1- 1	14- 0			
7- 0	0- 0		0- 0	HOME	0- 0	1- 0	6- 0			
6- 1	0- 0		0- 0	AWAY	0- 0	0- 1	6- 0			
2- 0	0- 0		0- 0	NEUTRAL	0- 0	0- 0	2- 0			

RPI 1-25					
RPI	S	Opponent	Score		
6	A	Maryland	57	75	
RPI 26-50					
RPI	S	Opponent	Score		
RPI 51-100					
RPI	S	Opponent	Score		
82	N	Pacific	62	67	
RPI 101+ Team's RPI: 115					
RPI	S	Opponent	Score		
110	H	New Mexico	70	59	
111	A	Boise St.	45	70	
117	A	Sacramento St.	85	93	
144	A	Bakersfield	78	82	
144	H	Bakersfield	90	78	
167	H	Cal Poly	79	65	
188	A	Tex.-Pan American	74	71	
188	H	Tex.-Pan American	80	60	
188	N	Tex.-Pan American	70	52	
214	H	Cal St. Fullerton	51	66	
221	N	Fla. Atlantic	57	44	
244	A	UTEP	73	78	
254	A	Southern Utah	81	64	
258	H	Weber St.	97	100	
268	H	North Dakota St.	79	59	
275	A	Grand Canyon	74	62	
275	H	Grand Canyon	61	60	
303	A	Seattle	76	69	
303	H	Seattle	76	66	
303	N	Seattle	79	75	
330	A	Utah Valley	68	58	
330	H	Utah Valley	67	62	
342	A	UMKC	60	48	
342	H	UMKC	78	59	
344	A	Chicago St.	62	54	
344	H	Chicago St.	70	53	
344	H	Chicago St.	70	53	
LAST 12 Division I GAMES:					
6	A	Maryland	57	75	
188	N	Tex.-Pan American	70	52	
303	N	Seattle	79	75	
344	A	Chicago St.	62	54	
188	H	Tex.-Pan American	80	60	
275	H	Grand Canyon	61	60	
330	H	Utah Valley	67	62	
144	A	Bakersfield	78	82	
303	A	Seattle	76	69	
342	H	UMKC	78	59	
344	H	Chicago St.	70	53	
188	A	Tex.-Pan American	74	71	

Non-Div I Games:	Eastern N.M.	79	51	Northern N.M.	81	39
------------------	--------------	----	----	---------------	----	----

New Mexico St.

Loss, Non-Conf, S Site, H Home A Away N Neutral

Average RPI Win:	258	WON-LOST	WINNING	LAST 10	STRENGTH OF	OPP. STRENGTH	TEAM	ADJ.	CONF.	ADJ CONF.
Average RPI Loss:	207	RECORD	PCT. RANK	GAMES	SCHEDULE	OF SCHEDULE	RPI	RPI	RPI	RPI
DIV. I ONLY	7- 18	289	6- 4	275	302	300	300	27	27	
DIV. I NON-CONF.	1- 6	316	0- 0	157	193	299	299	27	27	
TOTALS	RPI 1-25	RPI 26-50	W-L RECORDS	RPI 51-100	RPI 101-150	RPI 150+				
7- 18	0- 0	0- 2	OVERALL	0- 0	0- 2	7- 14				
5- 6	0- 0	0- 1	HOME	0- 0	0- 0	5- 5				
2- 12	0- 0	0- 0	AWAY	0- 0	0- 0	2- 1				
0- 0	0- 0	0- 0	NEUTRAL	0- 0	0- 0	0- 0				
1- 6	0- 0	0- 2	NON-CONFERENCE	0- 0	0- 1	1- 3				
1- 1	0- 0	0- 1	HOME	0- 0	0- 0	1- 0				
0- 5	0- 0	0- 1	AWAY	0- 0	0- 1	0- 3				
0- 0	0- 0	0- 0	NEUTRAL	0- 0	0- 0	0- 0				
6- 12	0- 0	0- 0	CONFERENCE	0- 0	0- 1	6- 11				
4- 5	0- 0	0- 0	HOME	0- 0	0- 0	4- 5				
2- 7	0- 0	0- 0	AWAY	0- 0	0- 1	2- 6				
0- 0	0- 0	0- 0	NEUTRAL	0- 0	0- 0	0- 0				

RPI S	Opponent	Score	RPI S	Opponent	Score	RPI S	Opponent	Score	RPI S	Opponent	Score	Team's RPI: 300
28	H Mississippi St.	45 85	47	A Oklahoma St.	33 84	116	A Tulsa	55 78	142	A Stephen F. Austin	56 76	
						176	A Northwestern St.	72 70	176	H Northwestern St.	63 75	
						198	H Lamar	54 64	200	A Alabama	58 87	
						208	A Jacksonville St.	51 65	212	A McNeese St.	58 82	
						212	H McNeese St.	90 86	215	A Nicholls St.	40 56	
						215	H Nicholls St.	68 63	253	A Central Ark.	44 50	
						253	H Central Ark.	46 53	255	A Houston Baptist	45 63	
						256	H Abilene Christian	71 50	257	A A&M-Corpus Christi	52 66	
						257	H A&M-Corpus Christi	46 58	275	A Grand Canyon	57 59	
						290	H Kent St.	58 55	295	H Sam Houston St.	59 75	
						327	A Southeastern La.	76 64	327	H Southeastern La.	84 75	
						340	A Incarnate Word	59 71				
LAST 12 Division I GAMES:												
176	A Northwestern St.	72 70	257	A A&M-Corpus Christi	52 66							
327	H Southeastern La.	84 75	253	A Central Ark.	44 50							
256	H Abilene Christian	71 50	212	H McNeese St.	90 86							
215	H Nicholls St.	68 63	212	A McNeese St.	58 82							
176	H Northwestern St.	63 75	215	A Nicholls St.	40 56							
327	A Southeastern La.	76 64	257	H A&M-Corpus Christi	46 58							

Non-Div I Games: West Ala. 54 66 Crowley's Ridge 87 54

New Orleans

Loss, Non-Conf, S Site, H Home A Away N Neutral

Niagara

Through Games Of April 7, 2015

Average RPI Win: 245	WON-LOST	WINNING	LAST 10	STRENGTH OF	OPP. STRENGTH	TEAM	ADJ.	CONF.	ADJ CONF.
Average RPI Loss: 168	RECORD	PCT. RANK	GAMES	SCHEDULE	OF SCHEDULE	RPI	RPI	RPI	RPI
DIV. I ONLY	14- 17	207	5- 5	299	235	238	238	25	25
DIV. I NON-CONF.	4- 5	187	0- 0	256	187	206	206	24	24
TOTALS	RPI 1-25	RPI 26-50	W-L RECORDS	RPI 51-100	RPI 101-150	RPI 150+			
14- 17	0- 0	0- 3	OVERALL	0- 1	3- 3	11- 10			
6- 8	0- 0	0- 1	HOME	0- 0	0- 2	6- 5			
7- 8	0- 0	0- 2	AWAY	0- 1	3- 1	4- 4			
1- 1	0- 0	0- 0	NEUTRAL	0- 0	0- 0	1- 1			
4- 5	0- 0	0- 1	NON-CONFERENCE	0- 1	1- 1	3- 2			
2- 2	0- 0	0- 0	HOME	0- 0	0- 0	2- 2			
2- 3	0- 0	0- 1	AWAY	0- 1	1- 1	1- 0			
0- 0	0- 0	0- 0	NEUTRAL	0- 0	0- 0	0- 0			
10- 12	0- 0	0- 2	CONFERENCE	0- 0	2- 2	8- 8			
4- 6	0- 0	0- 1	HOME	0- 0	0- 2	4- 3			
5- 5	0- 0	0- 1	AWAY	0- 0	2- 0	3- 4			
1- 1	0- 0	0- 0	NEUTRAL	0- 0	0- 0	1- 1			

RPI S	Opponent	Score	RPI S	Opponent	Score	RPI S	Opponent	Score	RPI S	Opponent	Score	Team's RPI: 238
30	A Quinnipiac	66 80	30	H Quinnipiac	68 71	91	A Youngstown St.	61 83	118	A Cleveland St.	76 58	
39	A Pittsburgh	54 70							129	A Buffalo	64 73	
									133	A Marist	70 65	
									133	H Marist	66 75	
									147	A Siena	64 59	
									147	H Siena	52 56	
									153	H Dartmouth	70 76	
									166	H St. Bonaventure	60 72	
									178	A Fairfield	66 64	
									178	H Fairfield	66 56	
									178 N	Fairfield	57 65	
									195	A Iona	53 81	
									195	H Iona	72 83	
									226	H Detroit	71 49	
									240	A Monmouth	59 45	
									240	H Monmouth	69 81	
									263	A Canisius	59 65	
									263	H Canisius	55 66	
									276	A Rider	56 61	
									276	H Rider	44 33	
									319	H Mt. St. Mary's	78 60	
									321	A Manhattan	53 46	
									321	H Manhattan	64 36	
									321 N	Manhattan	57 51	
									324	A Binghamton	63 52	
									325	A Saint Peter's	58 65	
LAST 12 Division I GAMES:												
178 N	Fairfield	57 65	133	A Marist	70 65							
321 N	Manhattan	57 51	147	A Siena	64 59							
195	A Iona	53 81	178	H Fairfield	66 56							
263	A Canisius	59 65	133	H Marist	66 75							
276	H Rider	44 33	321	A Manhattan	53 46							
240	H Monmouth	69 81	325	A Saint Peter's	58 65							

Non-Div I Games:

Niagara

■ Loss,
 ■ Non-Conf,
 ■ S Site,
 ■ Home
 ■ A Away
 N Neutral

RPI	S	Opponent	Score
325	H	Saint Peter's	73 40

N
i
a
g
a
r
a

N
i
a
g
a
r
a

Niagara

Average RPI Win: 270				STRENGTH OF		OPP. STRENGTH		TEAM		CONF.		ADJ CONF.	
Average RPI Loss: 157				SCHEDULE		OF SCHEDULE		RPI		RPI		RPI	
DIV. I ONLY				16- 13	135	7- 3	309	266	215	215	27	27	
DIV. I NON-CONF.				3- 7	250	0- 0	223	96	251	251	27	27	
TOTALS		RPI 1-25		RPI 26-50		W-L RECORDS		RPI 51-100		RPI 101-150		RPI 150+	
16- 13	0- 0			0- 1	OVERALL		0- 3	0- 3		16- 6			
9- 2	0- 0			0- 0	HOME		0- 1	0- 0		9- 1			
5- 8	0- 0			0- 1	AWAY		0- 1	0- 3		5- 3			
2- 3	0- 0			0- 0	NEUTRAL		0- 1	0- 0		2- 2			
3- 7	0- 0			0- 1	NON-CONFERENCE		0- 3	0- 2		3- 1			
1- 1	0- 0			0- 0	HOME		0- 1	0- 0		1- 0			
0- 4	0- 0			0- 1	AWAY		0- 1	0- 2		0- 0			
2- 2	0- 0			0- 0	NEUTRAL		0- 1	0- 0		2- 1			
13- 6	0- 0			0- 0	CONFERENCE		0- 0	0- 1		13- 5			
8- 1	0- 0			0- 0	HOME		0- 0	0- 0		8- 1			
5- 4	0- 0			0- 0	AWAY		0- 0	0- 1		5- 3			
0- 1	0- 0			0- 0	NEUTRAL		0- 0	0- 0		0- 1			

[illegible]

Non-Div I Games: Southern-N.O. 87 84

Nicholls St.

■ Loss, ■ Non-Conf, S Site, H Home A Away N Neutral

Average RPI Win:	286	WON-LOST	WINNING	LAST 10	STRENGTH OF	OPP. STRENGTH	TEAM	ADJ.	CONF.	ADJ CONF.
Average RPI Loss:	205	RECORD	PCT. RANK	GAMES	SCHEDULE	OF SCHEDULE	RPI	RPI	RPI	RPI
DIV. I ONLY	14- 16	200	7- 3	340	329	271	271	31	31	
DIV. I NON-CONF.	1- 10	329	0- 0	178	260	303	303	29	29	
TOTALS	RPI 1-25	RPI 26-50	W-L RECORDS	RPI 51-100	RPI 101-150	RPI 150+				
14- 16	0- 0	0- 0	OVERALL	0- 2	1- 2	13- 12				
6- 5	0- 0	0- 0	HOME	0- 1	1- 0	5- 4				
6- 8	0- 0	0- 0	AWAY	0- 1	0- 2	6- 5				
2- 3	0- 0	0- 0	NEUTRAL	0- 0	0- 0	2- 3				
1- 10	0- 0	0- 0	NON-CONFERENCE	0- 2	0- 0	1- 8				
0- 3	0- 0	0- 0	HOME	0- 1	0- 0	0- 2				
1- 5	0- 0	0- 0	AWAY	0- 1	0- 0	1- 4				
0- 2	0- 0	0- 0	NEUTRAL	0- 0	0- 0	0- 2				
13- 6	0- 0	0- 0	CONFERENCE	0- 0	1- 2	12- 4				
6- 2	0- 0	0- 0	HOME	0- 0	1- 0	5- 2				
5- 3	0- 0	0- 0	AWAY	0- 0	0- 2	5- 1				
2- 1	0- 0	0- 0	NEUTRAL	0- 0	0- 0	2- 1				

RPI S	Opponent	Score	RPI S	Opponent	Score	RPI S	Opponent	Score	RPI S	Opponent	Score	Team's RPI: 271
						74	A East Carolina	36 65	108	A Hampton	49 64	
						100	H Hofstra	47 64	108	H Hampton	71 66	
									125	A Savannah St.	54 56	
									154	A Tennessee St.	65 58	
									168	H Marshall	71 73	
									170	H N.C. A&T	76 75	
									189	N Holy Cross	62 63	
									193	A Stony Brook	46 52	
									201	A Virginia Tech	49 60	
									207	A Radford	65 74	
									215	N Nicholls St.	64 69	
									222	A USC Upstate	58 70	
									247	H Morehead St.	66 83	
									262	A Bethune-Cookman	53 40	
									281	A South Carolina St.	75 79	
									291	A Morgan St.	64 56	
									291	H Morgan St.	68 63	
									305	H UMES	50 60	
									305	N UMES	64 69	
									336	A Coppin St.	67 57	
									336	H Coppin St.	56 58	
									337	A Florida A&M	68 50	
									339	H N.C. Central	82 58	
									341	A Howard	63 60	
									341	H Howard	90 71	
									341	N Howard	67 55	
LAST 12 Division I GAMES:												
			305	N UMES	64 69		336	A Coppin St.	67 57			
			341	N Howard	67 55		291	A Morgan St.	64 56			
			347	N Delaware St.	70 45		305	H UMES	50 60			
			108	A Hampton	49 64		341	H Howard	90 71			
			341	A Howard	63 60		108	H Hampton	71 66			
			347	H Delaware St.	95 55		125	A Savannah St.	54 56			

Non-Div I Games:

Norfolk St.

RPI	S	Opponent	Score	
347	H	Delaware St.	95	55
347	N	Delaware St.	70	45

N
o
r
f
o
l
k
S
t
.

N
o
r
f
o
l
k
S
t
.

Norfolk St.

North Carolina

Through Games Of April 7, 2015

Average RPI Win:	110	WON-LOST	WINNING	LAST 10	STRENGTH OF	OPP. STRENGTH	TEAM	ADJ.	CONF.	ADJ CONF.
Average RPI Loss:	16	RECORD	PCT. RANK	GAMES	SCHEDULE	OF SCHEDULE	RPI	RPI	RPI	RPI
DIV. I ONLY	26- 9	32	6- 4	7	17	16	16	2	2	
DIV. I NON-CONF.	15- 2	12	2- 1	12	51	6	6	2	2	
TOTALS	RPI 1-25	RPI 26-50	W-L RECORDS	RPI 51-100	RPI 101-150	RPI 150+				
26- 9	2- 7	3- 2	OVERALL	10- 0	4- 0	7- 0				
14- 3	1- 3	2- 0	HOME	5- 0	3- 0	3- 0				
7- 4	0- 2	1- 2	AWAY	3- 0	0- 0	3- 0				
5- 2	1- 2	0- 0	NEUTRAL	2- 0	1- 0	1- 0				
15- 2	1- 2	3- 0	NON-CONFERENCE	5- 0	2- 0	4- 0				
8- 1	0- 1	2- 0	HOME	3- 0	1- 0	2- 0				
3- 0	0- 0	1- 0	AWAY	1- 0	0- 0	1- 0				
4- 1	1- 1	0- 0	NEUTRAL	1- 0	1- 0	1- 0				
11- 7	1- 5	0- 2	CONFERENCE	5- 0	2- 0	3- 0				
6- 2	1- 2	0- 0	HOME	2- 0	2- 0	1- 0				
4- 4	0- 2	0- 2	AWAY	2- 0	0- 0	2- 0				
1- 1	0- 1	0- 0	NEUTRAL	1- 0	0- 0	0- 0				

RPI	S	Opponent	Score
1	H	Notre Dame	79 89
4	N	South Carolina	65 67
7	H	Florida St.	71 63
8	A	Louisville	66 75
8	N	Louisville	75 77
15	A	Duke	80 81
15	H	Duke	67 74
17	N	Stanford	70 54
20	H	Oregon St.	55 70

RPI	S	Opponent	Score
26	H	Ohio St.	86 84
32	A	Syracuse	56 61
38	A	Rutgers	96 93
39	A	Pittsburgh	59 84
47	H	Oklahoma St.	79 77

RPI	S	Opponent	Score
53	H	UCLA	84 68
56	A	Miami (FL)	66 65
64	H	Liberty	71 65
68	A	North Carolina St.	67 63
68	H	North Carolina St.	72 56
80	H	Albany (NY)	71 56
81	A	Hawaii	74 65
84	H	Georgia Tech	96 81
84	N	Georgia Tech	84 64
97	N	Maine	65 36

RPI	S	Opponent	Score
107	N	Elon	85 67
112	H	Virginia	72 70
120	H	East Tenn. St.	95 62
124	H	Boston College	72 60
171	A	Oregon	76 59
174	H	Appalachian St.	84 52
182	H	Wake Forest	83 45
201	A	Virginia Tech	74 52
203	A	Clemson	78 56
251	N	Prairie View	81 45
341	H	Howard	83 49

LAST 12 Division I GAMES:

4	N	South Carolina	65 67	112	H	Virginia	72 70
26	H	Ohio St.	86 84	56	A	Miami (FL)	66 65
64	H	Liberty	71 65	182	H	Wake Forest	83 45
8	N	Louisville	75 77	8	A	Louisville	66 75
84	N	Georgia Tech	84 64	7	H	Florida St.	71 63
15	A	Duke	80 81	201	A	Virginia Tech	74 52

Non-Div I Games:

North Carolina

■ Loss,
 ■ Non-Conf,
 ■ S Site,
 ■ H Home
 ■ A Away
 N Neutral

Average RPI Win:	156	WON-LOST	WINNING	LAST 10	STRENGTH OF	OPP. STRENGTH	TEAM	ADJ.	CONF.	ADJ CONF.
Average RPI Loss:	55	RECORD	PCT. RANK	GAMES	SCHEDULE	OF SCHEDULE	RPI	RPI	RPI	RPI
DIV. I ONLY	18- 15	146	5- 5	37	52	68	68	2	2	
DIV. I NON-CONF.	11- 5	84	2- 1	78	139	56	56	2	2	
TOTALS	RPI 1-25	RPI 26-50	W-L RECORDS	RPI 51-100	RPI 101-150	RPI 150+				
18- 15	1- 6	0- 3	OVERALL	4- 3	3- 2	10- 1				
12- 4	1- 2	0- 2	HOME	2- 0	1- 0	8- 0				
5- 9	0- 0	0- 0	AWAY	2- 1	1- 1	2- 0				
1- 2	0- 1	0- 0	NEUTRAL	0- 0	1- 0	0- 1				
11- 5	0- 1	0- 1	NON-CONFERENCE	2- 3	3- 0	6- 0				
7- 1	0- 0	0- 1	HOME	1- 0	1- 0	5- 0				
3- 3	0- 0	0- 0	AWAY	1- 3	1- 0	1- 0				
1- 1	0- 1	0- 0	NEUTRAL	0- 0	1- 0	0- 0				
7- 10	1- 5	0- 2	CONFERENCE	2- 0	0- 2	4- 1				
5- 3	1- 2	0- 1	HOME	1- 0	0- 0	3- 0				
2- 6	0- 3	0- 1	AWAY	1- 0	0- 2	1- 0				
0- 1	0- 0	0- 0	NEUTRAL	0- 0	0- 0	0- 1				

RPI	S	Opponent	Score	RPI	S	Opponent	Score	RPI	S	Opponent	Score	RPI	S	Opponent	Score
1	H	Notre Dame	60 67	32	A	Syracuse	49 66	51	A	Tulane	51 60	107	H	Elon	84 51
7	A	Florida St.	52 72	39	H	Pittsburgh	50 60	56	H	Miami (FL)	68 65	112	A	Virginia	63 71
8	A	Louisville	58 65	46	H	Minnesota	55 60	63	A	Villanova	65 74	120	A	East Tenn. St.	73 58
14	N	George Washington	66 74					64	H	Liberty	67 64	124	A	Boston College	59 64
15	H	Duke	72 59					74	A	East Carolina	69 65	132	N	Texas Tech	75 42
16	A	North Carolina	56 72					84	A	Georgia Tech	65 64	152	H	High Point	66 62
16	H	North Carolina	63 67					98	A	Temple	79 80	154	H	Tennessee St.	84 55
												158	A	Charlotte	70 63
												182	A	Wake Forest	78 70
												182	H	Wake Forest	71 55
												201	H	Virginia Tech	73 59
												201	N	Virginia Tech	56 57
												203	H	Clemson	76 50
												265	H	Davidson	82 66
												319	H	Mt. St. Mary's	85 60
												336	H	Coppin St.	81 61
LAST 12 Division I GAMES:															
98	A	Temple	79 80	15	H	Duke	72 59	56	H	Miami (FL)	68 65	124	A	Boston College	59 64
74	A	East Carolina	69 65	84	A	Georgia Tech	65 64	182	H	Wake Forest	71 55	39	H	Pittsburgh	50 60
120	A	East Tenn. St.	73 58												
201	N	Virginia Tech	56 57												
1	H	Notre Dame	60 67												
7	A	Florida St.	52 72												

Non-Div I Games:

North Carolina St.

■ Loss,
 ■ Non-Conf, S Site,
 ■ Home
 ■ Away
 N Neutral

North Dakota

Through Games Of April 7, 2015

Average RPI Win:	221	WON-LOST	WINNING	LAST 10	STRENGTH OF	OPP. STRENGTH	TEAM	ADJ.	CONF.	ADJ CONF.
Average RPI Loss:	153	RECORD	PCT. RANK	GAMES	SCHEDULE	OF SCHEDULE	RPI	RPI	RPI	RPI
DIV. I ONLY	15- 15	169	2- 8	235	227	180	180	19	19	
DIV. I NON-CONF.	6- 5	140	0- 1	237	241	133	133	17	17	
TOTALS	RPI 1-25	RPI 26-50	W-L RECORDS	RPI 51-100	RPI 101-150	RPI 150+				
15- 15	0- 0	0- 1	OVERALL	1- 3	2- 5	12- 6				
8- 3	0- 0	0- 1	HOME	1- 0	1- 2	6- 0				
6- 11	0- 0	0- 0	AWAY	0- 3	1- 2	5- 6				
1- 1	0- 0	0- 0	NEUTRAL	0- 0	0- 1	1- 0				
6- 5	0- 0	0- 1	NON-CONFERENCE	0- 2	0- 1	6- 1				
1- 1	0- 0	0- 1	HOME	0- 0	0- 0	1- 0				
4- 4	0- 0	0- 0	AWAY	0- 2	0- 1	4- 1				
1- 0	0- 0	0- 0	NEUTRAL	0- 0	0- 0	1- 0				
9- 10	0- 0	0- 0	CONFERENCE	1- 1	2- 4	6- 5				
7- 2	0- 0	0- 0	HOME	1- 0	1- 2	5- 0				
2- 7	0- 0	0- 0	AWAY	0- 1	1- 1	1- 5				
0- 1	0- 0	0- 0	NEUTRAL	0- 0	0- 1	0- 0				

RPI 1-25				RPI 26-50				RPI 51-100				RPI 101+				Team's RPI: 180
RPI	S	Opponent	Score	RPI	S	Opponent	Score	RPI	S	Opponent	Score	RPI	S	Opponent	Score	
				46	H	Minnesota	55 68	76	A	South Dakota	81 86	102	A	Northern Colo.	68 58	
								83	A	Montana	51 66	102	H	Northern Colo.	56 67	
								83	H	Montana	59 52	102	N	Northern Colo.	64 72	
								99	A	Colorado	59 68	110	A	New Mexico	51 54	
												117	A	Sacramento St.	86 93	
												117	H	Sacramento St.	62 64	
												122	H	Eastern Wash.	96 82	
												169	A	Montana St.	62 80	
												169	H	Montana St.	82 74	
												190	H	Idaho	68 62	
												203	A	Clemson	67 72	
												232	A	Western Ill.	85 77	
												234	N	St. Francis Brooklyn	70 63	
												239	A	Idaho St.	69 75	
												245	A	Towson	54 52	
												254	A	Southern Utah	66 73	
												254	H	Southern Utah	67 52	
												258	A	Weber St.	57 54	
												267	A	Northern Ariz.	68 72	
												267	H	Northern Ariz.	78 62	
												268	A	North Dakota St.	90 87	
												282	H	Milwaukee	83 76	
												293	A	Omaha	72 52	
												310	A	Portland St.	70 73	
												310	H	Portland St.	76 45	
LAST 12 Division I GAMES:																
				110	A	New Mexico	51 54	310	H	Portland St.	76 45					
				102	N	Northern Colo.	64 72	169	A	Montana St.	62 80					
				102	H	Northern Colo.	56 67	83	A	Montana	51 66					
				254	A	Southern Utah	66 73	267	H	Northern Ariz.	78 62					
				267	A	Northern Ariz.	68 72	254	H	Southern Utah	67 52					
				117	H	Sacramento St.	62 64	239	A	Idaho St.	69 75					

Non-Div I Games: Dickinson St. 88 40 Mayville St. 98 54

North Dakota

Loss, Non-Conf, S Site, H Home A Away N Neutral

North Dakota State				Through Games of April 17, 2018						
Average RPI Win:	252	WON-LOST	WINNING	LAST 10	STRENGTH OF	OPP. STRENGTH	TEAM	ADJ.	CONF.	ADJ CONF.
Average RPI Loss:	171	RECORD	PCT. RANK	GAMES	SCHEDULE	OF SCHEDULE	RPI	RPI	RPI	RPI
DIV. I ONLY	10- 18	252	2- 8	265	261	268	268	24	24	
DIV. I NON-CONF.	3- 8	262	0- 0	280	285	292	292	25	25	

TOTALS	RPI 1-25	RPI 26-50		W-L RECORDS		RPI 51-100	RPI 101-150	RPI 150+		
10- 18	0- 0	1- 2		OVERALL		0- 2	1- 5	8- 9		
6- 5	0- 0	1- 0		HOME		0- 1	1- 0	4- 4		
2- 12	0- 0	0- 2		AWAY		0- 1	0- 4	2- 5		
2- 1	0- 0	0- 0		NEUTRAL		0- 0	0- 1	2- 0		
3- 8	0- 0	0- 1		NON-CONFERENCE		0- 0	0- 3	3- 4		
1- 2	0- 0	0- 0		HOME		0- 0	0- 0	1- 2		
0- 6	0- 0	0- 1		AWAY		0- 0	0- 3	0- 2		
2- 0	0- 0	0- 0		NEUTRAL		0- 0	0- 0	2- 0		
7- 10	0- 0	1- 1		CONFERENCE		0- 2	1- 2	5- 5		
5- 3	0- 0	1- 0		HOME		0- 1	1- 0	3- 2		
2- 6	0- 0	0- 1		AWAY		0- 1	0- 1	2- 3		
0- 1	0- 0	0- 0		NEUTRAL		0- 0	0- 1	0- 0		

[illegible]

Non-Div I Games:	Mayville St.	83	66
------------------	--------------	----	----

North Dakota St.

■ Loss, ■ Non-Conf, S Site, H Home A Away N Neutral

North Florida

Through Games Of April 7, 2015

Average RPI Win:	245	WON-LOST	WINNING	LAST 10	STRENGTH OF	OPP. STRENGTH	TEAM	ADJ.	CONF.	ADJ CONF.
Average RPI Loss:	143	RECORD	PCT. RANK	GAMES	SCHEDULE	OF SCHEDULE	RPI	RPI	RPI	RPI
DIV. I ONLY	9- 19	269	1- 9	160	184	243	243	11	11	
DIV. I NON-CONF.	7- 6	146	0- 0	282	272	183	183	13	13	
TOTALS	RPI 1-25	RPI 26-50	W-L RECORDS	RPI 51-100	RPI 101-150	RPI 150+				
9- 19	0- 4	0- 0	OVERALL	0- 3	1- 1	8- 11				
5- 7	0- 1	0- 0	HOME	0- 1	1- 0	4- 5				
3- 12	0- 3	0- 0	AWAY	0- 2	0- 1	3- 6				
1- 0	0- 0	0- 0	NEUTRAL	0- 0	0- 0	1- 0				
7- 6	0- 1	0- 0	NON-CONFERENCE	0- 1	0- 0	7- 4				
4- 1	0- 0	0- 0	HOME	0- 0	0- 0	4- 1				
2- 5	0- 1	0- 0	AWAY	0- 1	0- 0	2- 3				
1- 0	0- 0	0- 0	NEUTRAL	0- 0	0- 0	1- 0				
2- 13	0- 3	0- 0	CONFERENCE	0- 2	1- 1	1- 7				
1- 6	0- 1	0- 0	HOME	0- 1	1- 0	0- 4				
1- 7	0- 2	0- 0	AWAY	0- 1	0- 1	1- 3				
0- 0	0- 0	0- 0	NEUTRAL	0- 0	0- 0	0- 0				

RPI 1-25				RPI 26-50				RPI 51-100				RPI 101+ Team's RPI: 243			
RPI	S	Opponent	Score	RPI	S	Opponent	Score	RPI	S	Opponent	Score	RPI	S	Opponent	Score
7	A	Florida St.	58 79					56	A	Miami (FL)	53 81	143	A	Northern Ky.	29 67
18	A	FGCU	35 74					72	A	Stetson	45 77	143	H	Northern Ky.	81 79
18	A	FGCU	42 75					72	H	Stetson	38 67	154	A	Tennessee St.	54 53
18	H	FGCU	24 56									159	A	Florida	51 63
												165	A	Kennesaw St.	40 46
												165	H	Kennesaw St.	52 64
												173	H	Mercer	57 55
												204	A	Samford	47 81
												205	A	Jacksonville	52 54
												205	H	Jacksonville	56 68
												222	A	USC Upstate	49 61
												222	H	USC Upstate	50 59
												228	H	Georgia St.	59 72
												230	A	UNCW	55 41
												264	A	Lipscomb	57 54
												264	H	Lipscomb	62 71
												272	A	UCF	56 60
												285	N	Eastern Ky.	62 45
												301	H	Western Caro.	62 45
												315	H	Wofford	68 60
												342	H	UMKC	63 62
LAST 12 Division I GAMES:															
18	A	FGCU	35 74	222	H	USC Upstate	50 59								
72	A	Stetson	45 77	205	H	Jacksonville	56 68								
18	H	FGCU	24 56	222	A	USC Upstate	49 61								
143	A	Northern Ky.	29 67	165	A	Kennesaw St.	40 46								
264	A	Lipscomb	57 54	264	H	Lipscomb	62 71								
165	H	Kennesaw St.	52 64	143	H	Northern Ky.	81 79								

Non-Div I Games: Thomas (GA) 54 39 Edward Waters 62 57

North Florida

Loss, Non-Conf, S Site, H Home A Away N Neutral

North Texas

Through Games Of April 7, 2015

Average RPI Win:	267	WON-LOST	WINNING	LAST 10	STRENGTH OF	OPP. STRENGTH	TEAM	ADJ.	CONF.	ADJ CONF.
Average RPI Loss:	164	RECORD	PCT. RANK	GAMES	SCHEDULE	OF SCHEDULE	RPI	RPI	RPI	RPI
DIV. I ONLY	5- 24	322	3- 7	272	147	328	328	17	17	
DIV. I NON-CONF.	1- 10	329	0- 0	316	206	342	342	18	18	
TOTALS	RPI 1-25	RPI 26-50	W-L RECORDS	RPI 51-100	RPI 101-150	RPI 150+				
5- 24	0- 1	0- 2	OVERALL	0- 2	0- 5	5- 14				
4- 12	0- 1	0- 1	HOME	0- 0	0- 2	4- 8				
1- 12	0- 0	0- 1	AWAY	0- 2	0- 3	1- 6				
0- 0	0- 0	0- 0	NEUTRAL	0- 0	0- 0	0- 0				
1- 10	0- 1	0- 1	NON-CONFERENCE	0- 0	0- 2	1- 6				
0- 7	0- 1	0- 0	HOME	0- 0	0- 1	0- 5				
1- 3	0- 0	0- 1	AWAY	0- 0	0- 1	1- 1				
0- 0	0- 0	0- 0	NEUTRAL	0- 0	0- 0	0- 0				
4- 14	0- 0	0- 1	CONFERENCE	0- 2	0- 3	4- 8				
4- 5	0- 0	0- 1	HOME	0- 0	0- 1	4- 3				
0- 9	0- 0	0- 0	AWAY	0- 2	0- 2	0- 5				
0- 0	0- 0	0- 0	NEUTRAL	0- 0	0- 0	0- 0				

RPI 1-25				RPI 26-50				RPI 51-100				RPI 101+ Team's RPI: 328			
RPI	S	Opponent	Score	RPI	S	Opponent	Score	RPI	S	Opponent	Score	RPI	S	Opponent	Score
21	H	Oklahoma	39 68	29	H	Western Ky.	49 77	62	A	Middle Tenn.	59 85	102	H	Northern Colo.	48 53
				34	A	Texas A&M	38 75	71	A	Southern Miss.	55 67	119	A	Old Dominion	48 70
												119	H	Old Dominion	44 54
												121	A	Louisiana Tech	57 92
												140	A	San Francisco	42 60
												158	A	Charlotte	46 71
												158	H	Charlotte	58 67
												161	H	Texas-Arlington	38 46
												168	H	Marshall	45 42
												181	A	UTSA	45 53
												181	H	UTSA	54 57
												187	A	UAB	40 74
												192	H	Massachusetts	46 56
												221	H	Fla. Atlantic	74 55
												244	A	UTEP	58 60
												244	H	UTEP	61 69
												252	A	SMU	55 62
												270	A	Rice	55 58
												270	H	Rice	53 48
												283	H	Houston	42 46
												302	H	Eastern Ill.	57 59
												308	H	Denver	55 63
												334	H	FIU	77 61
												342	A	UMKC	65 47
LAST 12 Division I GAMES:															
181	H	UTSA	54 57	62	A	Middle Tenn.	59 85								
244	H	UTEP	61 69	187	A	UAB	40 74								
119	A	Old Dominion	48 70	168	H	Marshall	45 42								
158	A	Charlotte	46 71	29	H	Western Ky.	49 77								
334	H	FIU	77 61	270	A	Rice	55 58								
221	H	Fla. Atlantic	74 55	71	A	Southern Miss.	55 67								

Non-Div I Games:

North Texas

■ Loss,
 ■ Non-Conf, S Site,
 ■ Home
 ■ Away
 N Neutral

Northeastern

Through Games Of April 7, 2015

Average RPI Win:	191	WON-LOST	WINNING	LAST 10	STRENGTH OF	OPP. STRENGTH	TEAM	ADJ.	CONF.	ADJ CONF.
Average RPI Loss:	161	RECORD	PCT. RANK	GAMES	SCHEDULE	OF SCHEDULE	RPI	RPI	RPI	RPI
DIV. I ONLY	4- 25	333	0- 10	182	149	312	312	16	16	
DIV. I NON-CONF.	3- 7	250	0- 0	150	227	222	222	11	11	
TOTALS	RPI 1-25	RPI 26-50	W-L RECORDS	RPI 51-100	RPI 101-150	RPI 150+				
4- 25	0- 0	0- 3	OVERALL	1- 5	1- 4	2- 13				
3- 9	0- 0	0- 1	HOME	0- 2	1- 1	2- 5				
1- 14	0- 0	0- 2	AWAY	1- 3	0- 3	0- 6				
0- 2	0- 0	0- 0	NEUTRAL	0- 0	0- 0	0- 2				
3- 7	0- 0	0- 1	NON-CONFERENCE	1- 1	1- 2	1- 3				
2- 1	0- 0	0- 0	HOME	0- 0	1- 0	1- 1				
1- 5	0- 0	0- 1	AWAY	1- 1	0- 2	0- 1				
0- 1	0- 0	0- 0	NEUTRAL	0- 0	0- 0	0- 1				
1- 18	0- 0	0- 2	CONFERENCE	0- 4	0- 2	1- 10				
1- 8	0- 0	0- 1	HOME	0- 2	0- 1	1- 4				
0- 9	0- 0	0- 1	AWAY	0- 2	0- 1	0- 5				
0- 1	0- 0	0- 0	NEUTRAL	0- 0	0- 0	0- 1				

RPI 1-25				RPI 26-50				RPI 51-100				RPI 101+				Team's RPI: 312
RPI	S	Opponent	Score	RPI	S	Opponent	Score	RPI	S	Opponent	Score	RPI	S	Opponent	Score	
				31	A	James Madison	47 82	80	A	Albany (NY)	70 67	107	A	Elon	77 80	
				31	H	James Madison	55 77	92	A	Drexel	35 58	107	H	Elon	73 74	
				38	A	Rutgers	60 74	92	H	Drexel	42 58	123	A	Harvard	65 67	
								97	A	Maine	51 60	124	A	Boston College	56 66	
								100	A	Hofstra	83 85	133	H	Marist	58 51	
								100	H	Hofstra	45 66	194	A	Delaware	61 70	
												194	H	Delaware	48 54	
												194	N	Delaware	61 73	
												196	A	William & Mary	47 62	
												196	H	William & Mary	66 72	
												210	H	New Hampshire	62 63	
												221	A	Fla. Atlantic	74 81	
												230	A	UNCW	78 84	
												230	H	UNCW	73 64	
												245	A	Towson	61 65	
												245	H	Towson	64 72	
												268	N	North Dakota St.	72 79	
												289	A	Col. of Charleston	38 59	
												289	H	Col. of Charleston	54 56	
												322	H	Boston U.	75 74	
LAST 12 Division I GAMES:																
				194	N	Delaware	61 73	230	A	UNCW	78 84					
				92	H	Drexel	42 58	245	H	Towson	64 72					
				196	A	William & Mary	47 62	194	A	Delaware	61 70					
				31	A	James Madison	47 82	196	H	William & Mary	66 72					
				289	H	Col. of Charleston	54 56	100	H	Hofstra	45 66					
				107	H	Elon	73 74	107	A	Elon	77 80					

Non-Div I Games:

Northeastern

■ Loss,
 ■ Non-Conf,
 ■ S Site,
 ■ H Home
 ■ A Away
 N Neutral

Average RPI Win:	235	WON-LOST	WINNING	LAST 10	STRENGTH OF	OPP. STRENGTH	TEAM	ADJ.	CONF.	ADJ CONF.
Average RPI Loss:	166	RECORD	PCT. RANK	GAMES	SCHEDULE	OF SCHEDULE	RPI	RPI	RPI	RPI
DIV. I ONLY	12- 16	227	4- 6	304	209	267	267	19	19	
DIV. I NON-CONF.	3- 6	231	0- 0	338	180	327	327	17	17	
TOTALS	RPI 1-25	RPI 26-50	W-L RECORDS	RPI 51-100	RPI 101-150	RPI 150+				
12- 16	0- 0	0- 0	OVERALL	0- 2	2- 5	10- 9				
10- 4	0- 0	0- 0	HOME	0- 2	1- 1	9- 1				
2- 11	0- 0	0- 0	AWAY	0- 0	1- 3	1- 8				
0- 1	0- 0	0- 0	NEUTRAL	0- 0	0- 1	0- 0				
3- 6	0- 0	0- 0	NON-CONFERENCE	0- 1	0- 1	3- 4				
3- 2	0- 0	0- 0	HOME	0- 1	0- 0	3- 1				
0- 4	0- 0	0- 0	AWAY	0- 0	0- 1	0- 3				
0- 0	0- 0	0- 0	NEUTRAL	0- 0	0- 0	0- 0				
9- 10	0- 0	0- 0	CONFERENCE	0- 1	2- 4	7- 5				
7- 2	0- 0	0- 0	HOME	0- 1	1- 1	6- 0				
2- 7	0- 0	0- 0	AWAY	0- 0	1- 2	1- 5				
0- 1	0- 0	0- 0	NEUTRAL	0- 0	0- 1	0- 0				

RPI S	Opponent	Score	RPI S	Opponent	Score	RPI S	Opponent	Score	RPI S	Opponent	Score	Team's RPI: 267
						75	H CSUN	71 77	102	A Northern Colo.	51 49	
						83	H Montana	42 69	102	H Northern Colo.	67 88	
									110	A New Mexico	37 56	
									117	A Sacramento St.	81 105	
									117	H Sacramento St.	64 60	
									122	A Eastern Wash.	42 73	
									122	N Eastern Wash.	57 73	
									161	A Texas-Arlington	62 80	
									169	H Montana St.	79 64	
									171	A Oregon	47 59	
									180	A North Dakota	62 78	
									180	H North Dakota	72 68	
									190	A Idaho	43 78	
									233	H Pepperdine	63 66	
									239	A Idaho St.	68 69	
									239	H Idaho St.	64 47	
									244	A UTEP	58 82	
									254	A Southern Utah	53 63	
									254	H Southern Utah	73 64	
									258	A Weber St.	53 66	
									258	H Weber St.	56 52	
									273	H Loyola Marymount	82 64	
									277	H UC Irvine	66 35	
									310	A Portland St.	79 62	
									310	H Portland St.	94 46	
									332	H UC Santa Barbara	67 49	
LAST 12 Division I GAMES:												
			122	N Eastern Wash.	57 73		190	A Idaho	43 78			
			117	A Sacramento St.	81 105		258	H Weber St.	56 52			
			310	A Portland St.	79 62		239	H Idaho St.	64 47			
			102	H Northern Colo.	67 88		180	A North Dakota	62 78			
			180	H North Dakota	72 68		102	A Northern Colo.	51 49			
			122	A Eastern Wash.	42 73		254	H Southern Utah	73 64			

Non-Div I Games: Western N.M. 54 58 Fort Lewis 61 43

Northern Ariz.

Loss, Non-Conf, S Site, H Home A Away N Neutral

Average RPI Win:	209	WON-LOST	WINNING	LAST 10	STRENGTH OF	OPP. STRENGTH	TEAM	ADJ.	CONF.	ADJ CONF.
Average RPI Loss:	130	RECORD	PCT. RANK	GAMES	SCHEDULE	OF SCHEDULE	RPI	RPI	RPI	RPI
DIV. I ONLY	21- 13	92	8- 2	177	188	102	102	19	19	
DIV. I NON-CONF.	7- 6	146	2- 1	177	146	113	113	17	17	
TOTALS	RPI 1-25	RPI 26-50	W-L RECORDS	RPI 51-100	RPI 101-150	RPI 150+				
21- 13	0- 1	0- 3	OVERALL	3- 3	3- 1	15- 5				
9- 4	0- 0	0- 1	HOME	1- 1	2- 0	6- 2				
10- 9	0- 1	0- 2	AWAY	2- 2	0- 1	8- 3				
2- 0	0- 0	0- 0	NEUTRAL	0- 0	1- 0	1- 0				
7- 6	0- 1	0- 3	NON-CONFERENCE	2- 1	0- 0	5- 1				
3- 1	0- 0	0- 1	HOME	1- 0	0- 0	2- 0				
4- 5	0- 1	0- 2	AWAY	1- 1	0- 0	3- 1				
0- 0	0- 0	0- 0	NEUTRAL	0- 0	0- 0	0- 0				
14- 7	0- 0	0- 0	CONFERENCE	1- 2	3- 1	10- 4				
6- 3	0- 0	0- 0	HOME	0- 1	2- 0	4- 2				
6- 4	0- 0	0- 0	AWAY	1- 1	0- 1	5- 2				
2- 0	0- 0	0- 0	NEUTRAL	0- 0	1- 0	1- 0				

RPI 1-25				RPI 26-50				RPI 51-100				RPI 101+				Team's RPI: 102
RPI	S	Opponent	Score	RPI	S	Opponent	Score	RPI	S	Opponent	Score	RPI	S	Opponent	Score	
18	A	FGCU	56 69	27	A	South Fla.	43 84	53	A	UCLA	60 74	117	A	Sacramento St.	71 76	
				41	A	Nebraska	56 63	76	H	South Dakota	59 58	117	H	Sacramento St.	78 76	
				48	H	South Dakota St.	48 71	83	A	Montana	52 51	117	N	Sacramento St.	81 79	
								83	A	Montana	49 60	122	H	Eastern Wash.	64 56	
								83	H	Montana	58 64	169	A	Montana St.	84 63	
								96	A	Colorado St.	53 48	169	H	Montana St.	80 61	
												180	A	North Dakota	67 56	
												180	H	North Dakota	58 68	
												180	N	North Dakota	72 64	
												190	H	Idaho	70 52	
												239	A	Idaho St.	61 70	
												252	A	SMU	57 44	
												254	A	Southern Utah	88 66	
												254	H	Southern Utah	87 58	
												258	A	Weber St.	52 59	
												267	A	Northern Ariz.	88 67	
												267	H	Northern Ariz.	49 51	
												275	H	Grand Canyon	66 47	
												278	A	Utah St.	61 65	
												293	A	Omaha	67 58	
												310	A	Portland St.	68 54	
												310	H	Portland St.	90 50	
												328	A	North Texas	53 48	
												345	H	Air Force	76 35	
LAST 12 Division I GAMES:																
53	A	UCLA	60 74	180	A	North Dakota	67 56									
76	H	South Dakota	59 58	267	A	Northern Ariz.	88 67									
96	A	Colorado St.	53 48	254	A	Southern Utah	88 66									
83	A	Montana	49 60	310	H	Portland St.	90 50									
117	N	Sacramento St.	81 79	117	H	Sacramento St.	78 76									
180	N	North Dakota	72 64	83	A	Montana	52 51									

Non-Div I Games: Western St. 85 37

Northern Colo.

Loss, Non-Conf, S Site, H Home A Away N Neutral

Average RPI Win:	223	WON-LOST	WINNING	LAST 10	STRENGTH OF	OPP. STRENGTH	TEAM	ADJ.	CONF.	ADJ CONF.
Average RPI Loss:	163	RECORD	PCT. RANK	GAMES	SCHEDULE	OF SCHEDULE	RPI	RPI	RPI	RPI
DIV. I ONLY	12- 17	234	3- 7	296	201	259	259	14	14	
DIV. I NON-CONF.	4- 6	207	0- 0	339	297	291	291	16	16	
TOTALS	RPI 1-25	RPI 26-50	W-L RECORDS	RPI 51-100	RPI 101-150	RPI 150+				
12- 17	0- 0	0- 2	OVERALL	2- 2	2- 6	8- 7				
9- 4	0- 0	0- 0	HOME	2- 0	1- 2	6- 2				
2- 12	0- 0	0- 1	AWAY	0- 2	1- 4	1- 5				
1- 1	0- 0	0- 1	NEUTRAL	0- 0	0- 0	1- 0				
4- 6	0- 0	0- 1	NON-CONFERENCE	0- 1	0- 1	4- 3				
2- 1	0- 0	0- 0	HOME	0- 0	0- 0	2- 1				
1- 4	0- 0	0- 0	AWAY	0- 1	0- 1	1- 2				
1- 1	0- 0	0- 1	NEUTRAL	0- 0	0- 0	1- 0				
8- 11	0- 0	0- 1	CONFERENCE	2- 1	2- 5	4- 4				
7- 3	0- 0	0- 0	HOME	2- 0	1- 2	4- 1				
1- 8	0- 0	0- 1	AWAY	0- 1	1- 3	0- 3				
0- 0	0- 0	0- 0	NEUTRAL	0- 0	0- 0	0- 0				

RPI S	Opponent	Score	RPI S	Opponent	Score	RPI S	Opponent	Score	RPI S	Opponent	Score	Team's RPI: 259
48 N	South Dakota St.	42 55	85 A	Eastern Mich.	52 60	103 A	Western Mich.	45 50				
50 A	Ohio	40 67	85 H	Eastern Mich.	54 48	103 H	Western Mich.	51 60				
			90 A	Missouri	44 47	129 A	Buffalo	43 47				
			95 H	Akron	62 56	130 A	Ball St.	65 62				
						130 H	Ball St.	50 51				
						134 A	Toledo	57 73				
						134 H	Toledo	68 64				
						135 A	UNI	42 51				
						179 H	SIUE	69 47				
						183 A	Central Mich.	43 56				
						183 H	Central Mich.	44 49				
						183 H	Central Mich.	69 62				
						216 A	Ill.-Chicago	47 61				
						280 H	Miami (OH)	60 49				
						284 H	Valparaiso	50 65				
						290 A	Kent St.	52 54				
						290 H	Kent St.	66 49				
						299 A	Bowling Green	59 65				
						299 H	Bowling Green	67 50				
						302 A	Eastern Ill.	46 55				
						326 A	Bradley	67 54				
						329 H	Illinois St.	55 51				
						347 N	Delaware St.	79 59				
LAST 12 Division I GAMES:												
183 H	Central Mich.	44 49	134 A	Toledo	57 73							
103 A	Western Mich.	45 50	290 A	Kent St.	52 54							
134 H	Toledo	68 64	103 H	Western Mich.	51 60							
85 A	Eastern Mich.	52 60	95 H	Akron	62 56							
183 H	Central Mich.	69 62	280 H	Miami (OH)	60 49							
130 H	Ball St.	50 51	130 A	Ball St.	65 62							

Non-Div I Games:

Northern Ill.

Average RPI Win:	229	WON-LOST	WINNING	LAST 10	STRENGTH OF	OPP. STRENGTH	TEAM	ADJ.	CONF.	ADJ CONF.
Average RPI Loss:	126	RECORD	PCT. RANK	GAMES	SCHEDULE	OF SCHEDULE	RPI	RPI	RPI	RPI
DIV. I ONLY	18- 14	128	5- 5	187	175	143	143	11	11	
DIV. I NON-CONF.	8- 7	149	0- 1	314	254	234	234	13	13	
TOTALS	RPI 1-25	RPI 26-50	W-L RECORDS	RPI 51-100	RPI 101-150	RPI 150+				
18- 14	0- 4	0- 1	OVERALL	2- 3	0- 0	16- 6				
8- 6	0- 1	0- 1	HOME	1- 1	0- 0	7- 3				
6- 8	0- 3	0- 0	AWAY	1- 2	0- 0	5- 3				
4- 0	0- 0	0- 0	NEUTRAL	0- 0	0- 0	4- 0				
8- 7	0- 1	0- 1	NON-CONFERENCE	0- 2	0- 0	8- 3				
2- 4	0- 0	0- 1	HOME	0- 1	0- 0	2- 2				
2- 3	0- 1	0- 0	AWAY	0- 1	0- 0	2- 1				
4- 0	0- 0	0- 0	NEUTRAL	0- 0	0- 0	4- 0				
10- 7	0- 3	0- 0	CONFERENCE	2- 1	0- 0	8- 3				
6- 2	0- 1	0- 0	HOME	1- 0	0- 0	5- 1				
4- 5	0- 2	0- 0	AWAY	1- 1	0- 0	3- 2				
0- 0	0- 0	0- 0	NEUTRAL	0- 0	0- 0	0- 0				

RPI 1-25				RPI 26-50				RPI 51-100				RPI 101+ Team's RPI: 143			
RPI	S	Opponent	Score	RPI	S	Opponent	Score	RPI	S	Opponent	Score	RPI	S	Opponent	Score
12	A	Kentucky	64 82	50	H	Ohio	38 77	72	A	Stetson	56 73	165	A	Kennesaw St.	58 66
18	A	FGCU	43 60					72	A	Stetson	53 52	165	H	Kennesaw St.	68 61
18	A	FGCU	47 75					72	H	Stetson	68 62	168	H	Marshall	79 81
18	H	FGCU	46 67					88	H	Wright St.	60 72	194	N	Delaware	63 58
								95	A	Akron	49 82	205	A	Jacksonville	70 59
												205	H	Jacksonville	62 76
												217	H	IUPUI	57 43
												222	A	USC Upstate	83 60
												222	H	USC Upstate	77 74
												222	H	USC Upstate	64 45
												243	A	North Florida	79 81
												243	H	North Florida	67 29
												249	A	Marquette	77 68
												250	H	Cincinnati	66 52
												264	A	Lipscomb	81 70
												264	H	Lipscomb	64 57
												275	N	Grand Canyon	52 45
												304	H	Loyola Chicago	38 45
												311	N	UNCG	66 58
												314	A	IPFW	59 65
												329	A	Illinois St.	59 48
												347	N	Delaware St.	76 55
LAST 12 Division I GAMES:															
168	H	Marshall	79 81	243	H	North Florida	67 29	72	H	Stetson	56 73				
18	A	FGCU	43 60	205	H	Jacksonville	62 76	18	A	FGCU	47 75				
72	A	Stetson	53 52					264	H	Lipscomb	64 57				
222	H	USC Upstate	64 45					18	H	FGCU	46 67				
222	A	USC Upstate	83 60												
165	H	Kennesaw St.	68 61												

Non-Div I Games: Georgetown (KY) 78 57

Northern Ky.

Loss, Non-Conf, S Site, H Home A Away N Neutral

Northwestern

Through Games Of April 7, 2015

Average RPI Win:	143	WON-LOST	WINNING	LAST 10	STRENGTH OF	OPP. STRENGTH	TEAM	ADJ.	CONF.	ADJ CONF.
Average RPI Loss:	43	RECORD	PCT. RANK	GAMES	SCHEDULE	OF SCHEDULE	RPI	RPI	RPI	RPI
DIV. I ONLY	23- 9	40	7- 3	59	32	37	37	4	4	
DIV. I NON-CONF.	10- 2	21	0- 1	224	109	54	54	4	4	
TOTALS	RPI 1-25	RPI 26-50	W-L RECORDS	RPI 51-100	RPI 101-150	RPI 150+				
23- 9	0- 5	6- 2	OVERALL	3- 1	4- 0	10- 1				
11- 3	0- 2	4- 0	HOME	1- 1	2- 0	4- 0				
10- 4	0- 2	1- 1	AWAY	2- 0	2- 0	5- 1				
2- 2	0- 1	1- 1	NEUTRAL	0- 0	0- 0	1- 0				
10- 2	0- 1	2- 1	NON-CONFERENCE	0- 0	1- 0	7- 0				
5- 0	0- 0	1- 0	HOME	0- 0	1- 0	3- 0				
4- 1	0- 1	1- 0	AWAY	0- 0	0- 0	3- 0				
1- 1	0- 0	0- 1	NEUTRAL	0- 0	0- 0	1- 0				
13- 7	0- 4	4- 1	CONFERENCE	3- 1	3- 0	3- 1				
6- 3	0- 2	3- 0	HOME	1- 1	1- 0	1- 0				
6- 3	0- 1	0- 1	AWAY	2- 0	2- 0	2- 1				
1- 1	0- 1	1- 0	NEUTRAL	0- 0	0- 0	0- 0				

RPI 1-25				RPI 26-50				Team's RPI: 37		RPI 51-100				RPI 101+			
RPI	S	Opponent	Score	RPI	S	Opponent	Score			RPI	S	Opponent	Score	RPI	S	Opponent	Score
6	H	Maryland	48 69	26	A	Ohio St.	64 73			55	A	Michigan	63 62	108	H	Hampton	62 36
6	N	Maryland	63 74	33	H	Gonzaga	62 43			55	H	Michigan	66 73	109	A	Illinois	68 67
9	A	Iowa	70 83	35	A	DePaul	97 91			79	A	Michigan St.	61 57	109	H	Illinois	64 58
9	H	Iowa	99 102	38	H	Rutgers	80 60			79	H	Michigan St.	77 70	139	A	Purdue	73 65
13	A	Arizona St.	75 88	38	N	Rutgers	62 57							163	A	Wisconsin	86 83
				40	N	Arkansas	55 57							163	H	Wisconsin	68 46
				41	H	Nebraska	59 51							164	A	Indiana	75 69
				46	H	Minnesota	70 49							201	A	Virginia Tech	70 45
														216	H	Ill.-Chicago	61 40
														224	A	Penn St.	75 76
														237	A	UNLV	88 84
														290	H	Kent St.	72 54
														302	N	Eastern Ill.	92 44
														304	H	Loyola Chicago	70 33
														344	A	Chicago St.	102 48
LAST 12 Division I GAMES:																	
				40	N	Arkansas	55 57			41	H	Nebraska	59 51				
				6	N	Maryland	63 74			55	A	Michigan	63 62				
				38	N	Rutgers	62 57			139	A	Purdue	73 65				
				6	H	Maryland	48 69			109	H	Illinois	64 58				
				38	H	Rutgers	80 60			164	A	Indiana	75 69				
				163	A	Wisconsin	86 83			46	H	Minnesota	70 49				

Non-Div I Games:

Northwestern

■ Loss,
 ■ Non-Conf,
 ■ S Site,
 ■ H Home
 ■ A Away
 N Neutral

Average RPI Win:	250	WON-LOST	WINNING	LAST 10	STRENGTH OF	OPP. STRENGTH	TEAM	ADJ.	CONF.	ADJ CONF.
Average RPI Loss:	168	RECORD	PCT. RANK	GAMES	SCHEDULE	OF SCHEDULE	RPI	RPI	RPI	RPI
DIV. I ONLY	15- 15	169	6- 4	209	278	176	176	27	27	
DIV. I NON-CONF.	1- 7	320	0- 1	56	18	229	229	27	27	
TOTALS	RPI 1-25	RPI 26-50	W-L RECORDS	RPI 51-100	RPI 101-150	RPI 150+				
15- 15	0- 2	0- 3	OVERALL	0- 0	1- 2	14- 8				
7- 3	0- 0	0- 0	HOME	0- 0	1- 1	6- 2				
4- 12	0- 2	0- 3	AWAY	0- 0	0- 1	4- 6				
4- 0	0- 0	0- 0	NEUTRAL	0- 0	0- 0	4- 0				
1- 7	0- 2	0- 3	NON-CONFERENCE	0- 0	1- 0	0- 2				
1- 0	0- 0	0- 0	HOME	0- 0	1- 0	0- 0				
0- 7	0- 2	0- 3	AWAY	0- 0	0- 0	0- 2				
0- 0	0- 0	0- 0	NEUTRAL	0- 0	0- 0	0- 0				
14- 8	0- 0	0- 0	CONFERENCE	0- 0	0- 2	14- 6				
6- 3	0- 0	0- 0	HOME	0- 0	0- 1	6- 2				
4- 5	0- 0	0- 0	AWAY	0- 0	0- 1	4- 4				
4- 0	0- 0	0- 0	NEUTRAL	0- 0	0- 0	4- 0				

RPI 1-25				RPI 26-50				RPI 51-100				RPI 101+ Team's RPI: 176			
RPI	S	Opponent	Score	RPI	S	Opponent	Score	RPI	S	Opponent	Score	RPI	S	Opponent	Score
5	A	Baylor	36 77	34	A	Texas A&M	42 75					121	H	Louisiana Tech	69 57
19	A	Texas	34 74	40	A	Arkansas	30 78					142	A	Stephen F. Austin	45 56
				47	A	Oklahoma St.	44 89					142	H	Stephen F. Austin	61 69
												198	H	Lamar	72 82
												198	N	Lamar	70 64
												212	A	McNeese St.	57 68
												212	H	McNeese St.	75 54
												215	A	Nicholls St.	40 59
												215	H	Nicholls St.	74 71
												215	N	Nicholls St.	84 67
												253	A	Central Ark.	46 63
												253	H	Central Ark.	54 52
												253	N	Central Ark.	63 49
												255	A	Houston Baptist	78 68
												255	N	Houston Baptist	58 50
												256	H	Abilene Christian	61 56
												257	A	A&M-Corpus Christi	66 59
												274	A	Jackson St.	61 62
												295	A	Sam Houston St.	66 57
												300	A	New Orleans	75 63
												300	H	New Orleans	70 72
												313	A	Grambling	41 44
												327	A	Southeastern La.	52 58
												327	H	Southeastern La.	71 60
												340	H	Incarnate Word	73 51
LAST 12 Division I GAMES:															
5	A	Baylor	36 77	142	A	Stephen F. Austin	45 56								
255	N	Houston Baptist	58 50	327	H	Southeastern La.	71 60								
198	N	Lamar	70 64	300	A	New Orleans	75 63								
215	N	Nicholls St.	84 67	215	A	Nicholls St.	40 59								
253	N	Central Ark.	63 49	212	A	McNeese St.	57 68								
300	H	New Orleans	70 72	253	H	Central Ark.	54 52								

Non-Div I Games: Central Baptist 71 43 LSU-Alexandria 86 58 Ark.-Monticello 61 56 LeTourneau 78 35 Northwestern St.

Average RPI Win:	70	WON-LOST	WINNING	LAST 10	STRENGTH OF	OPP. STRENGTH	TEAM	ADJ.	CONF.	ADJ CONF.
Average RPI Loss:	20	RECORD	PCT. RANK	GAMES	SCHEDULE	OF SCHEDULE	RPI	RPI	RPI	RPI
DIV. I ONLY	36- 3	3	9- 1	1	1	1	1	1	2	2
DIV. I NON-CONF.	18- 2	8	5- 1	1	2	2	2	2	2	2
TOTALS	RPI 1-25	RPI 26-50	W-L RECORDS	RPI 51-100	RPI 101-150	RPI 150+				
36- 3	12- 2	5- 0	OVERALL	9- 1	5- 0	5- 0				
19- 1	6- 1	3- 0	HOME	4- 0	3- 0	3- 0				
10- 1	1- 0	2- 0	AWAY	4- 1	1- 0	2- 0				
7- 1	5- 1	0- 0	NEUTRAL	1- 0	1- 0	0- 0				
18- 2	6- 2	3- 0	NON-CONFERENCE	5- 0	2- 0	2- 0				
11- 1	3- 1	2- 0	HOME	3- 0	1- 0	2- 0				
3- 0	0- 0	1- 0	AWAY	2- 0	0- 0	0- 0				
4- 1	3- 1	0- 0	NEUTRAL	0- 0	1- 0	0- 0				
18- 1	6- 0	2- 0	CONFERENCE	4- 1	3- 0	3- 0				
8- 0	3- 0	1- 0	HOME	1- 0	2- 0	1- 0				
7- 1	1- 0	1- 0	AWAY	2- 1	1- 0	2- 0				
3- 0	2- 0	0- 0	NEUTRAL	1- 0	0- 0	0- 0				

RPI	S	Opponent	Score	RPI	S	Opponent	Score	RPI	S	Opponent	Score	RPI	S	Opponent	Score
2	H	UConn	58 76	30	H	Quinnipiac	112 52	53	A	UCLA	82 67	104	N	Kansas	89 47
2	N	UConn	53 63	32	A	Syracuse	85 74	55	H	Michigan	70 50	112	H	Virginia	75 54
3	H	Tennessee	88 77	35	A	DePaul	94 93	56	A	Miami (FL)	63 78	123	H	Harvard	97 43
4	N	South Carolina	66 65	35	H	DePaul	79 67	56	N	Miami (FL)	77 61	124	A	Boston College	89 56
5	N	Baylor	77 68	39	H	Pittsburgh	87 59	68	A	North Carolina St.	67 60	124	H	Boston College	104 58
6	H	Maryland	92 72					79	A	Michigan St.	71 63	182	H	Wake Forest	92 63
7	H	Florida St.	74 68					83	H	Montana	77 43	189	H	Holy Cross	104 29
7	N	Florida St.	71 58					84	A	Georgia Tech	71 61	201	A	Virginia Tech	74 50
8	H	Louisville	68 52					84	H	Georgia Tech	89 76	203	A	Clemson	74 36
15	H	Duke	63 50					87	H	Saint Joseph's	64 50	219	H	UMass Lowell	105 51
15	N	Duke	55 49												
16	A	North Carolina	89 79												
17	N	Stanford	81 60												
22	H	Chattanooga	88 53												
LAST 12 Division I GAMES:															
		2 N UConn	53 63			7 N Florida St.	71 58								
		4 N South Carolina	66 65			15 N Duke	55 49								
		5 N Baylor	77 68			56 N Miami (FL)	77 61								
		17 N Stanford	81 60			68 A North Carolina St.	67 60								
		35 H DePaul	79 67			39 H Pittsburgh	87 59								
		83 H Montana	77 43			8 H Louisville	68 52								

Non-Div I Games:

Notre Dame

Oakland

Through Games Of April 7, 2015

Average RPI Win:	239	WON-LOST	WINNING	LAST 10	STRENGTH OF	OPP. STRENGTH	TEAM	ADJ.	CONF.	ADJ CONF.
Average RPI Loss:	144	RECORD	PCT. RANK	GAMES	SCHEDULE	OF SCHEDULE	RPI	RPI	RPI	RPI
DIV. I ONLY	10- 18	252	3- 7	238	172	241	241	13	13	
DIV. I NON-CONF.	4- 7	222	0- 0	331	208	270	270	15	15	
TOTALS	RPI 1-25	RPI 26-50	W-L RECORDS	RPI 51-100	RPI 101-150	RPI 150+				
10- 18	1- 1	0- 0	OVERALL	1- 6	0- 3	8- 8				
6- 5	0- 1	0- 0	HOME	1- 1	0- 1	5- 2				
4- 13	1- 0	0- 0	AWAY	0- 5	0- 2	3- 6				
0- 0	0- 0	0- 0	NEUTRAL	0- 0	0- 0	0- 0				
4- 7	0- 0	0- 0	NON-CONFERENCE	0- 2	0- 1	4- 4				
2- 1	0- 0	0- 0	HOME	0- 0	0- 0	2- 1				
2- 6	0- 0	0- 0	AWAY	0- 2	0- 1	2- 3				
0- 0	0- 0	0- 0	NEUTRAL	0- 0	0- 0	0- 0				
6- 11	1- 1	0- 0	CONFERENCE	1- 4	0- 2	4- 4				
4- 4	0- 1	0- 0	HOME	1- 1	0- 1	3- 1				
2- 7	1- 0	0- 0	AWAY	0- 3	0- 1	1- 3				
0- 0	0- 0	0- 0	NEUTRAL	0- 0	0- 0	0- 0				

RPI 1-25				RPI 26-50				RPI 51-100				RPI 101+ Team's RPI: 241			
RPI	S	Opponent	Score	RPI	S	Opponent	Score	RPI	S	Opponent	Score	RPI	S	Opponent	Score
23	A	Green Bay	70 67					56	A	Miami (FL)	53 66	118	A	Cleveland St.	74 80
23	H	Green Bay	55 70					79	A	Michigan St.	64 79	118	H	Cleveland St.	64 72
								88	A	Wright St.	66 92	130	A	Ball St.	50 75
								88	A	Wright St.	60 95	153	A	Dartmouth	54 59
								88	H	Wright St.	89 108	164	H	Indiana	61 88
								91	A	Youngstown St.	54 76	183	A	Central Mich.	69 74
								91	H	Youngstown St.	85 82	216	A	Ill.-Chicago	54 64
												216	H	Ill.-Chicago	60 75
												226	A	Detroit	62 73
												226	H	Detroit	64 58
												257	A	A&M-Corpus Christi	61 54
												272	A	UCF	65 98
												280	H	Miami (OH)	65 51
												282	A	Milwaukee	60 66
												282	H	Milwaukee	89 56
												284	A	Valparaiso	71 54
												284	H	Valparaiso	70 55
												314	A	IPFW	92 84
												344	H	Chicago St.	66 40
LAST 12 Division I GAMES:															
88	A	Wright St.	60 95	118	A	Cleveland St.	74 80								
284	H	Valparaiso	70 55	91	A	Youngstown St.	54 76								
216	A	Ill.-Chicago	54 64	282	A	Milwaukee	60 66								
23	H	Green Bay	55 70	23	A	Green Bay	70 67								
88	A	Wright St.	66 92	118	H	Cleveland St.	64 72								
226	H	Detroit	64 58	88	H	Wright St.	89 108								

Non-Div I Games: Concordia (MI) 109 62 Rochester College 96 38

Oakland

Loss, Non-Conf, S Site, H Home A Away N Neutral

Average RPI Win:	202	WON-LOST	WINNING	LAST 10	STRENGTH OF	OPP. STRENGTH	TEAM	ADJ.	CONF.	ADJ CONF.
Average RPI Loss:	61	RECORD	PCT. RANK	GAMES	SCHEDULE	OF SCHEDULE	RPI	RPI	RPI	RPI
DIV. I ONLY	27- 5	16	8- 2	185	169	50	50	14	14	
DIV. I NON-CONF.	9- 3	44	0- 1	216	179	102	102	16	16	
TOTALS	RPI 1-25	RPI 26-50	W-L RECORDS	RPI 51-100	RPI 101-150	RPI 150+				
27- 5	0- 1	0- 1	OVERALL	4- 2	7- 1	16- 0				
13- 3	0- 0	0- 1	HOME	1- 2	3- 0	9- 0				
10- 2	0- 1	0- 0	AWAY	2- 0	3- 1	5- 0				
4- 0	0- 0	0- 0	NEUTRAL	1- 0	1- 0	2- 0				
9- 3	0- 1	0- 1	NON-CONFERENCE	0- 1	2- 0	7- 0				
5- 2	0- 0	0- 1	HOME	0- 1	1- 0	4- 0				
2- 1	0- 1	0- 0	AWAY	0- 0	1- 0	1- 0				
2- 0	0- 0	0- 0	NEUTRAL	0- 0	0- 0	2- 0				
18- 2	0- 0	0- 0	CONFERENCE	4- 1	5- 1	9- 0				
8- 1	0- 0	0- 0	HOME	1- 1	2- 0	5- 0				
8- 1	0- 0	0- 0	AWAY	2- 0	2- 1	4- 0				
2- 0	0- 0	0- 0	NEUTRAL	1- 0	1- 0	0- 0				

RPI 1-25				RPI 26-50				Team's RPI: 50				RPI 51-100				RPI 101+			
RPI	S	Opponent	Score	RPI	S	Opponent	Score	RPI	S	Opponent	Score	RPI	S	Opponent	Score	RPI	S	Opponent	Score
13	A	Arizona St.	55 74	31	H	James Madison	62 69	74	H	East Carolina	68 76	103	A	Western Mich.	51 61				
								85	A	Eastern Mich.	82 59	118	H	Cleveland St.	71 64				
								85	H	Eastern Mich.	61 73	129	A	Buffalo	61 50				
								85	N	Eastern Mich.	60 44	129	H	Buffalo	78 70				
								95	A	Akron	71 55	129	N	Buffalo	63 55				
								95	H	Akron	72 60	130	A	Ball St.	60 53				
												134	H	Toledo	65 58				
												143	A	Northern Ky.	77 38				
												183	A	Central Mich.	74 66				
												183	H	Central Mich.	71 51				
												184	N	La Salle	74 63				
												192	N	Massachusetts	59 52				
												226	H	Detroit	60 57				
												247	H	Morehead St.	87 67				
												259	H	Northern Ill.	67 40				
												280	A	Miami (OH)	67 45				
												280	H	Miami (OH)	75 60				
												290	A	Kent St.	69 56				
												290	H	Kent St.	58 44				
												299	A	Bowling Green	71 46				
												299	H	Bowling Green	67 47				
												315	H	Wofford	84 37				
												321	H	Manhattan	82 58				
												331	A	Murray St.	111 60				
LAST 12 Division I GAMES:																			
13	A	Arizona St.	55 74	129	H	Buffalo	78 70	95	A	Akron	71 55								
85	N	Eastern Mich.	60 44	85	H	Eastern Mich.	61 73	280	A	Miami (OH)	67 45								
129	N	Buffalo	63 55	299	A	Bowling Green	71 46	290	H	Kent St.	58 44								
280	H	Miami (OH)	75 60																
290	A	Kent St.	69 56																
299	H	Bowling Green	67 47																

Non-Div I Games:

Ohio

■ Loss,
■ Non-Conf,
■ S Site,
■ H Home
■ A Away
N Neutral

Average RPI Win: 111		WON-LOST	WINNING	LAST 10	STRENGTH OF	OPP. STRENGTH	TEAM	ADJ.	CONF.	ADJ CONF.
Average RPI Loss: 46		RECORD	PCT. RANK	GAMES	SCHEDULE	OF SCHEDULE	RPI	RPI	RPI	RPI
DIV. I ONLY		24- 11	62	7- 3	19	20	26	26	4	4
DIV. I NON-CONF.		9- 5	95	1- 1	19	38	49	49	4	4
TOTALS		RPI 1-25	RPI 26-50		W-L RECORDS		RPI 51-100	RPI 101-150	RPI 150+	
24- 11	3- 4	6- 3		OVERALL		3- 2	4- 2	8- 0		
14- 3	1- 0	3- 2		HOME		3- 1	3- 0	4- 0		
5- 6	0- 3	1- 0		AWAY		0- 1	1- 2	3- 0		
5- 2	2- 1	2- 1		NEUTRAL		0- 0	0- 0	1- 0		
9- 5	1- 1	2- 2		NON-CONFERENCE		1- 1	2- 1	3- 0		
6- 2	0- 0	1- 1		HOME		1- 1	2- 0	2- 0		
0- 2	0- 1	0- 0		AWAY		0- 0	0- 1	0- 0		
3- 1	1- 0	1- 1		NEUTRAL		0- 0	0- 0	1- 0		
15- 6	2- 3	4- 1		CONFERENCE		2- 1	2- 1	5- 0		
8- 1	1- 0	2- 1		HOME		2- 0	1- 0	2- 0		
5- 4	0- 2	1- 0		AWAY		0- 1	1- 1	3- 0		
2- 1	1- 1	1- 0		NEUTRAL		0- 0	0- 0	0- 0		

RPI 1-25				RPI 26-50				RPI 51-100				RPI 101+			
RPI	S	Opponent	Score	RPI	S	Opponent	Score	RPI	S	Opponent	Score	RPI	S	Opponent	Score
6	A	Maryland	78 87	31	N	James Madison	90 80	55	A	Michigan	94 100	103	H	Western Mich.	83 46
6	N	Maryland	74 77	37	H	Northwestern	73 64	55	H	Michigan	77 73	109	A	Illinois	55 66
9	A	Iowa	65 73	38	H	Rutgers	85 68	61	H	Georgia	59 67	112	A	Virginia	82 87
9	H	Iowa	100 82	39	H	Pittsburgh	74 78	65	H	West Virginia	96 54	139	A	Purdue	79 71
9	N	Iowa	91 85	41	A	Nebraska	78 60	79	H	Michigan St.	76 62	139	H	Purdue	92 60
16	A	North Carolina	84 86	42	N	Wichita St.	55 70					141	H	VCU	96 86
18	N	FGCU	90 83	45	H	Arkansas St.	67 52					163	A	Wisconsin	85 73
				46	H	Minnesota	72 76					164	A	Indiana	103 49
				46	N	Minnesota	83 71					164	H	Indiana	78 70
												199	H	Winthrop	66 52
												203	N	Clemson	86 77
												224	A	Penn St.	88 70
												224	H	Penn St.	69 60
												320	H	Saint Francis (PA)	113 97
LAST 12 Division I GAMES:															
16	A	North Carolina	84 86	224	A	Penn St.	88 70								
31	N	James Madison	90 80	9	H	Iowa	100 82								
6	N	Maryland	74 77	139	H	Purdue	92 60								
9	N	Iowa	91 85	109	A	Illinois	55 66								
46	N	Minnesota	83 71	55	H	Michigan	77 73								
41	A	Nebraska	78 60	164	H	Indiana	78 70								

Non-Div I Games:

Ohio St.

Average RPI Win:	100	WON-LOST	WINNING	LAST 10	STRENGTH OF	OPP. STRENGTH	TEAM	ADJ.	CONF.	ADJ CONF.
Average RPI Loss:	34	RECORD	PCT. RANK	GAMES	SCHEDULE	OF SCHEDULE	RPI	RPI	RPI	RPI
DIV. I ONLY	21- 12	80	6- 4	11	2	21	21	1	1	
DIV. I NON-CONF.	7- 6	146	1- 1	39	12	57	57	1	1	
TOTALS	RPI 1-25	RPI 26-50	W-L RECORDS	RPI 51-100	RPI 101-150	RPI 150+				
21- 12	2- 7	4- 2	OVERALL	7- 2	5- 1	3- 0				
12- 1	2- 0	2- 0	HOME	4- 0	2- 1	2- 0				
6- 8	0- 5	1- 1	AWAY	2- 2	2- 0	1- 0				
3- 3	0- 2	1- 1	NEUTRAL	1- 0	1- 0	0- 0				
7- 6	0- 4	2- 2	NON-CONFERENCE	0- 0	2- 0	3- 0				
4- 0	0- 0	1- 0	HOME	0- 0	1- 0	2- 0				
1- 4	0- 3	0- 1	AWAY	0- 0	0- 0	1- 0				
2- 2	0- 1	1- 1	NEUTRAL	0- 0	1- 0	0- 0				
14- 6	2- 3	2- 0	CONFERENCE	7- 2	3- 1	0- 0				
8- 1	2- 0	1- 0	HOME	4- 0	1- 1	0- 0				
5- 4	0- 2	1- 0	AWAY	2- 2	2- 0	0- 0				
1- 1	0- 1	0- 0	NEUTRAL	1- 0	0- 0	0- 0				

RPI	S	Opponent	Score	RPI	S	Opponent	Score	RPI	S	Opponent	Score	RPI	S	Opponent	Score
5	A	Baylor	66 89	27	N	South Fla.	68 83	59	A	Iowa St.	76 84	104	A	Kansas	69 57
5	H	Baylor	68 64	30	N	Quinnipiac	111 84	59	H	Iowa St.	75 66	104	H	Kansas	58 65
12	N	Kentucky	88 92	36	H	Washington	90 80	65	A	West Virginia	69 78	109	N	Illinois	78 76
15	A	Duke	72 92	40	A	Arkansas	64 71	65	H	West Virginia	71 60	128	H	Yale	71 54
17	A	Stanford	76 86	47	A	Oklahoma St.	66 56	65	N	West Virginia	67 55	132	A	Texas Tech	75 58
19	A	Texas	81 84	47	H	Oklahoma St.	73 54	69	A	TCU	97 81	132	H	Texas Tech	70 64
19	H	Texas	70 59					69	H	TCU	77 54	198	H	Lamar	100 73
19	N	Texas	46 59					70	A	Kansas St.	73 64	326	H	Bradley	104 55
25	A	UALR	62 66					70	H	Kansas St.	66 58	328	A	North Texas	68 39
LAST 12 Division I GAMES:															
17	A	Stanford	76 86	5	H	Baylor	68 64								
30	N	Quinnipiac	111 84	70	A	Kansas St.	73 64								
19	N	Texas	46 59	59	A	Iowa St.	76 84								
65	N	West Virginia	67 55	69	H	TCU	77 54								
47	A	Oklahoma St.	66 56	5	A	Baylor	66 89								
104	H	Kansas	58 65	70	H	Kansas St.	66 58								

Non-Div I Games:

Oklahoma

■ Loss,
 ■ Non-Conf, S Site,
 ■ Home
 ■ Away
 N Neutral

Average RPI Win:	149	WON-LOST	WINNING	LAST 10	STRENGTH OF	OPP. STRENGTH	TEAM	ADJ.	CONF.	ADJ CONF.
Average RPI Loss:	32	RECORD	PCT. RANK	GAMES	SCHEDULE	OF SCHEDULE	RPI	RPI	RPI	RPI
DIV. I ONLY	20- 12	89	6- 4	36	28	47	47	1	1	
DIV. I NON-CONF.	10- 2	21	0- 1	211	220	67	67	1	1	
TOTALS	RPI 1-25	RPI 26-50	W-L RECORDS	RPI 51-100	RPI 101-150	RPI 150+				
20- 12	1- 8	0- 0	OVERALL	6- 4	6- 0	7- 0				
13- 4	1- 2	0- 0	HOME	2- 2	4- 0	6- 0				
6- 6	0- 4	0- 0	AWAY	3- 2	2- 0	1- 0				
1- 2	0- 2	0- 0	NEUTRAL	1- 0	0- 0	0- 0				
10- 2	0- 2	0- 0	NON-CONFERENCE	1- 0	2- 0	7- 0				
8- 0	0- 0	0- 0	HOME	0- 0	2- 0	6- 0				
2- 1	0- 1	0- 0	AWAY	1- 0	0- 0	1- 0				
0- 1	0- 1	0- 0	NEUTRAL	0- 0	0- 0	0- 0				
10- 10	1- 6	0- 0	CONFERENCE	5- 4	4- 0	0- 0				
5- 4	1- 2	0- 0	HOME	2- 2	2- 0	0- 0				
4- 5	0- 3	0- 0	AWAY	2- 2	2- 0	0- 0				
1- 1	0- 1	0- 0	NEUTRAL	1- 0	0- 0	0- 0				

RPI 1-25				RPI 26-50				Team's RPI: 47				RPI 51-100				RPI 101+			
RPI	S	Opponent	Score	RPI	S	Opponent	Score					RPI	S	Opponent	Score	RPI	S	Opponent	Score
5	A	Baylor	45 61									59	A	Iowa St.	63 62	104	A	Kansas	65 57
5	H	Baylor	52 69									59	H	Iowa St.	60 48	104	H	Kansas	80 76
5	N	Baylor	52 69									59	N	Iowa St.	67 58	126	H	Missouri St.	77 36
16	A	North Carolina	77 79									65	A	West Virginia	52 46	132	A	Texas Tech	47 44
18	N	FGCU	67 75									65	H	West Virginia	49 61	132	H	Texas Tech	66 35
19	A	Texas	42 59									69	A	TCU	66 70	149	H	Texas St.	64 37
19	H	Texas	66 60									69	H	TCU	62 71	176	H	Northwestern St.	89 44
21	A	Oklahoma	54 73									70	A	Kansas St.	51 52	177	H	Texas Southern	77 58
21	H	Oklahoma	56 66									70	H	Kansas St.	69 47	258	A	Weber St.	55 49
												93	A	Southern California	66 62	273	H	Loyola Marymount	76 65
																291	H	Morgan St.	73 43
																300	H	New Orleans	84 33
																338	H	Ark.-Pine Bluff	90 45
LAST 12 Division I GAMES:																			
18	N	FGCU	67 75	104	H	Kansas	80 76												
5	N	Baylor	52 69	65	A	West Virginia	52 46												
59	N	Iowa St.	67 58	59	H	Iowa St.	60 48												
21	H	Oklahoma	56 66	19	H	Texas	66 60												
132	A	Texas Tech	47 44	104	A	Kansas	65 57												
19	A	Texas	42 59	5	H	Baylor	52 69												

Non-Div I Games:

Oklahoma St.

■ Loss,
■ Non-Conf,
■ S Site,
■ Home
■ A Away
N Neutral

Average RPI Win:	229	WON-LOST	WINNING	LAST 10	STRENGTH OF	OPP. STRENGTH	TEAM	ADJ.	CONF.	ADJ CONF.
Average RPI Loss:	86	RECORD	PCT. RANK	GAMES	SCHEDULE	OF SCHEDULE	RPI	RPI	RPI	RPI
DIV. I ONLY	21- 13	92	7- 3	172	122	119	119	17	17	
DIV. I NON-CONF.	8- 5	118	1- 1	184	86	128	128	18	18	
TOTALS	RPI 1-25	RPI 26-50	W-L RECORDS	RPI 51-100	RPI 101-150	RPI 150+				
21- 13	0- 3	0- 3	OVERALL	0- 3	3- 0	18- 4				
10- 6	0- 1	0- 1	HOME	0- 1	2- 0	8- 3				
7- 6	0- 2	0- 1	AWAY	0- 2	1- 0	6- 1				
4- 1	0- 0	0- 1	NEUTRAL	0- 0	0- 0	4- 0				
8- 5	0- 3	0- 0	NON-CONFERENCE	0- 1	2- 0	6- 1				
5- 2	0- 1	0- 0	HOME	0- 0	2- 0	3- 1				
1- 3	0- 2	0- 0	AWAY	0- 1	0- 0	1- 0				
2- 0	0- 0	0- 0	NEUTRAL	0- 0	0- 0	2- 0				
13- 8	0- 0	0- 3	CONFERENCE	0- 2	1- 0	12- 3				
5- 4	0- 0	0- 1	HOME	0- 1	0- 0	5- 2				
6- 3	0- 0	0- 1	AWAY	0- 1	1- 0	5- 1				
2- 1	0- 0	0- 1	NEUTRAL	0- 0	0- 0	2- 0				

RPI 1-25				RPI 26-50				RPI 51-100				RPI 101+ Team's RPI: 119			
RPI	S	Opponent	Score	RPI	S	Opponent	Score	RPI	S	Opponent	Score	RPI	S	Opponent	Score
8	A	Louisville	46 100	29	A	Western Ky.	62 71	62	H	Middle Tenn.	48 65	112	H	Virginia	69 62
15	H	Duke	66 82	29	H	Western Ky.	60 76	63	A	Villanova	66 71	121	A	Louisiana Tech	72 71
24	A	California	59 79	29	N	Western Ky.	59 61	71	A	Southern Miss.	53 70	141	H	VCU	66 44
												158	A	Charlotte	67 82
												158	H	Charlotte	66 57
												168	A	Marshall	67 55
												168	H	Marshall	37 69
												181	H	UTSA	51 52
												181	N	UTSA	63 49
												187	H	UAB	58 46
												196	H	William & Mary	65 58
												201	A	Virginia Tech	69 62
												216	N	Ill.-Chicago	61 55
												221	A	Fla. Atlantic	72 44
												242	H	Presbyterian	41 26
												244	H	UTEP	79 50
												270	A	Rice	62 55
												270	H	Rice	83 68
												270	N	Rice	62 57
												276	H	Rider	56 59
												280	N	Miami (OH)	69 63
												328	A	North Texas	54 44
												328	H	North Texas	70 48
												334	A	FIU	80 67
												341	H	Howard	75 54
LAST 12 Division I GAMES:															
63	A	Villanova	66 71	168	A	Marshall	67 55								
112	H	Virginia	69 62	328	H	North Texas	70 48								
29	N	Western Ky.	59 61	270	H	Rice	83 68								
181	N	UTSA	63 49	121	A	Louisiana Tech	72 71								
270	N	Rice	62 57	71	A	Southern Miss.	53 70								
29	A	Western Ky.	62 71	244	H	UTEP	79 50								

Non-Div I Games:

Old Dominion

 Loss,
 Non-Conf,
 S Site,
 H Home
 A Away
N Neutral

Average RPI Win:	195	WON-LOST	WINNING	LAST 10	STRENGTH OF	OPP. STRENGTH	TEAM	ADJ.	CONF.	ADJ CONF.
Average RPI Loss:	37	RECORD	PCT. RANK	GAMES	SCHEDULE	OF SCHEDULE	RPI	RPI	RPI	RPI
DIV. I ONLY	19- 14	116	5- 5	60	66	94	94	3	3	
DIV. I NON-CONF.	12- 4	44	2- 1	239	266	125	125	3	3	
TOTALS	RPI 1-25	RPI 26-50	W-L RECORDS	RPI 51-100	RPI 101-150	RPI 150+				
19- 14	1- 4	1- 5	OVERALL	4- 5	1- 0	12- 0				
15- 5	1- 3	1- 1	HOME	4- 1	1- 0	8- 0				
3- 8	0- 1	0- 3	AWAY	0- 4	0- 0	3- 0				
1- 1	0- 0	0- 1	NEUTRAL	0- 0	0- 0	1- 0				
12- 4	0- 1	0- 1	NON-CONFERENCE	2- 2	1- 0	9- 0				
10- 2	0- 1	0- 0	HOME	2- 1	1- 0	7- 0				
1- 2	0- 0	0- 1	AWAY	0- 1	0- 0	1- 0				
1- 0	0- 0	0- 0	NEUTRAL	0- 0	0- 0	1- 0				
7- 10	1- 3	1- 4	CONFERENCE	2- 3	0- 0	3- 0				
5- 3	1- 2	1- 1	HOME	2- 0	0- 0	1- 0				
2- 6	0- 1	0- 2	AWAY	0- 3	0- 0	2- 0				
0- 1	0- 0	0- 1	NEUTRAL	0- 0	0- 0	0- 0				

RPI	S	Opponent	Score	RPI	S	Opponent	Score	RPI	S	Opponent	Score	RPI	S	Opponent	Score
3	H	Tennessee	49 69	28	A	Mississippi St.	47 55	60	A	LSU	41 70	137	H	UT Martin	80 70
4	H	South Carolina	59 77	28	H	Mississippi St.	62 64	60	H	LSU	58 57	151	A	Auburn	51 46
5	H	Baylor	54 96	29	A	Western Ky.	69 98	61	H	Georgia	55 52	159	A	Florida	64 57
12	A	Kentucky	58 64	34	A	Texas A&M	49 58	62	A	Middle Tenn.	70 82	200	H	Alabama	77 63
12	H	Kentucky	67 59	40	H	Arkansas	71 57	62	H	Middle Tenn.	65 71	229	H	Southern U.	91 68
				40	N	Arkansas	61 72	67	A	Vanderbilt	54 58	236	N	Utah	52 38
								71	H	Southern Miss.	68 66	287	A	Nevada	77 66
								84	H	Georgia Tech	63 48	313	H	Grambling	92 67
								90	A	Missouri	58 72	316	H	South Ala.	88 48
												318	H	Southeast Mo. St.	58 57
												327	H	Southeastern La.	79 71
												346	H	Alabama A&M	71 47
												349	H	Mississippi Val.	91 38
LAST 12 Division I GAMES:															
62	A	Middle Tenn.	70 82	12	H	Kentucky	67 59	151	A	Auburn	51 46	90	A	Missouri	58 72
84	H	Georgia Tech	63 48	4	H	South Carolina	59 77	3	H	Tennessee	49 69	67	A	Vanderbilt	54 58
137	H	UT Martin	80 70												
40	N	Arkansas	61 72												
28	A	Mississippi St.	47 55												
60	H	LSU	58 57												

Non-Div I Games:

Ole Miss

■ Loss,
 ■ Non-Conf,
 ■ S Site,
 ■ H Home
 ■ A Away
 N Neutral

Average RPI Win: 260	WON-LOST	WINNING	LAST 10	STRENGTH OF	OPP. STRENGTH	TEAM	ADJ.	CONF.	ADJ CONF.
Average RPI Loss: 187	RECORD	PCT. RANK	GAMES	SCHEDULE	OF SCHEDULE	RPI	RPI	RPI	RPI
DIV. I ONLY	8- 18	275	4- 6	277	291	293	293	24	24
DIV. I NON-CONF.	3- 7	250	0- 0	295	347	310	310	25	25
TOTALS	RPI 1-25	RPI 26-50	W-L RECORDS	RPI 51-100	RPI 101-150	RPI 150+			
8- 18	0- 0	0- 2	OVERALL	0- 3	1- 3	7- 10			
6- 7	0- 0	0- 1	HOME	0- 1	1- 2	5- 3			
2- 11	0- 0	0- 1	AWAY	0- 2	0- 1	2- 7			
0- 0	0- 0	0- 0	NEUTRAL	0- 0	0- 0	0- 0			
3- 7	0- 0	0- 0	NON-CONFERENCE	0- 1	1- 1	2- 5			
2- 3	0- 0	0- 0	HOME	0- 0	1- 1	1- 2			
1- 4	0- 0	0- 0	AWAY	0- 1	0- 0	1- 3			
0- 0	0- 0	0- 0	NEUTRAL	0- 0	0- 0	0- 0			
5- 11	0- 0	0- 2	CONFERENCE	0- 2	0- 2	5- 5			
4- 4	0- 0	0- 1	HOME	0- 1	0- 1	4- 1			
1- 7	0- 0	0- 1	AWAY	0- 1	0- 1	1- 4			
0- 0	0- 0	0- 0	NEUTRAL	0- 0	0- 0	0- 0			

RPI S	Opponent	Score	RPI S	Opponent	Score	RPI S	Opponent	Score	RPI S	Opponent	Score	Team's RPI: 293
48	A South Dakota St.	66 101	48	H South Dakota St.	49 60	76	A South Dakota	69 83	102	H Northern Colo.	58 67	
						76	H South Dakota	48 64	130	A Oral Roberts	53 74	
						89	A Creighton	50 67	130	H Oral Roberts	52 66	
									144	H Bakersfield	80 68	
									179	H SIUE	54 69	
									180	H North Dakota	52 72	
									217	A IUPUI	49 68	
									217	H IUPUI	66 49	
									232	A Western Ill.	56 71	
									232	H Western Ill.	54 51	
									268	A North Dakota St.	73 65	
									268	H North Dakota St.	60 77	
									282	A Milwaukee	64 61	
									302	A Eastern Ill.	66 77	
									308	A Denver	53 60	
									308	H Denver	53 40	
									314	A IPFW	59 70	
									314	H IPFW	70 61	
									317	H Alcorn	59 39	
									330	A Utah Valley	57 59	
									345	A Air Force	57 65	
LAST 12 Division I GAMES:												
308	H Denver	53 40	130	H Oral Roberts	52 66							
314	H IPFW	70 61	217	A IUPUI	49 68							
48	H South Dakota St.	49 60	314	A IPFW	59 70							
268	A North Dakota St.	73 65	130	A Oral Roberts	53 74							
76	A South Dakota	69 83	268	H North Dakota St.	60 77							
232	H Western Ill.	54 51	217	H IUPUI	66 49							

Non-Div I Games: Peru St. 68 54 Graceland (IA) 89 54

Omaha

Loss, Non-Conf, S Site, H Home A Away N Neutral

Oral Roberts

Through Games Of April 7, 2015

Average RPI Win:	209	WON-LOST	WINNING	LAST 10	STRENGTH OF	OPP. STRENGTH	TEAM	ADJ.	CONF.	ADJ CONF.
Average RPI Loss:	135	RECORD	PCT. RANK	GAMES	SCHEDULE	OF SCHEDULE	RPI	RPI	RPI	RPI
DIV. I ONLY	16- 16	169	6- 4	108	180	130	130	24	24	
DIV. I NON-CONF.	6- 8	195	2- 1	44	66	92	92	25	25	
TOTALS	RPI 1-25	RPI 26-50	W-L RECORDS	RPI 51-100	RPI 101-150	RPI 150+				
16- 16	0- 3	0- 3	OVERALL	2- 2	4- 1	10- 7				
10- 2	0- 0	0- 1	HOME	2- 0	2- 0	6- 1				
4- 12	0- 0	0- 0	AWAY	0- 0	2- 1	2- 0				
2- 2	0- 0	0- 1	NEUTRAL	0- 0	0- 0	2- 1				
6- 8	0- 3	0- 0	NON-CONFERENCE	1- 1	4- 1	1- 3				
3- 1	0- 0	0- 0	HOME	1- 0	2- 0	0- 1				
2- 6	0- 3	0- 0	AWAY	0- 1	2- 1	0- 1				
1- 1	0- 0	0- 0	NEUTRAL	0- 0	0- 0	1- 1				
10- 8	0- 0	0- 3	CONFERENCE	1- 1	0- 0	9- 4				
7- 1	0- 0	0- 1	HOME	1- 0	0- 0	6- 0				
2- 6	0- 0	0- 1	AWAY	0- 1	0- 0	2- 4				
1- 1	0- 0	0- 1	NEUTRAL	0- 0	0- 0	1- 0				

RPI 1-25				RPI 26-50				RPI 51-100				RPI 101+ Team's RPI: 130			
RPI	S	Opponent	Score	RPI	S	Opponent	Score	RPI	S	Opponent	Score	RPI	S	Opponent	Score
3	A	Tennessee	39 91	48	A	South Dakota St.	46 71	70	A	Kansas St.	47 53	110	A	New Mexico	63 61
5	A	Baylor	60 101	48	H	South Dakota St.	52 66	76	A	South Dakota	70 93	116	H	Tulsa	73 71
25	A	UALR	43 54	48	N	South Dakota St.	48 59	76	H	South Dakota	81 65	126	H	Missouri St.	70 57
								85	H	Eastern Mich.	63 62	127	A	La.-Lafayette	64 65
												149	A	Texas St.	57 54
												163	A	Wisconsin	52 70
												170	N	N.C. A&T	38 47
												217	A	IUPUI	52 85
												217	H	IUPUI	84 72
												232	A	Western Ill.	68 61
												232	H	Western Ill.	76 73
												260	N	Austin Peay	73 60
												268	A	North Dakota St.	64 77
												268	H	North Dakota St.	67 41
												268	N	North Dakota St.	71 58
												275	H	Grand Canyon	51 54
												293	A	Omaha	66 52
												293	H	Omaha	74 53
												308	A	Denver	57 66
												308	H	Denver	65 44
												314	A	IPFW	63 73
												314	H	IPFW	84 56
LAST 12 Division I GAMES:															
127	A	La.-Lafayette	64 65	217	A	IUPUI	52 85	232	A	Western Ill.	68 61	48	H	South Dakota St.	52 66
110	A	New Mexico	63 61	268	H	North Dakota St.	67 41	308	H	Denver	65 44	293	A	Omaha	66 52
149	A	Texas St.	57 54	314	H	IPFW	84 56								
48	N	South Dakota St.	48 59												
268	N	North Dakota St.	71 58												

Non-Div I Games: Southwestern Christ88 49 St. Gregory's 86 61

Oral Roberts

Loss, Non-Conf, S Site, H Home A Away N Neutral

Oregon

Through Games Of April 7, 2015

Average RPI Win:	183	WON-LOST	WINNING	LAST 10	STRENGTH OF	OPP. STRENGTH	TEAM	ADJ.	CONF.	ADJ CONF.
Average RPI Loss:	74	RECORD	PCT. RANK	GAMES	SCHEDULE	OF SCHEDULE	RPI	RPI	RPI	RPI
DIV. I ONLY	13- 17	219	4- 6	92	50	171	171	5	5	
DIV. I NON-CONF.	7- 4	105	0- 0	291	144	211	211	5	5	
TOTALS	RPI 1-25	RPI 26-50	W-L RECORDS	RPI 51-100	RPI 101-150	RPI 150+				
13- 17	1- 6	0- 3	OVERALL	4- 5	0- 0	8- 3				
10- 7	1- 4	0- 1	HOME	2- 2	0- 0	7- 0				
3- 7	0- 2	0- 1	AWAY	2- 2	0- 0	1- 2				
0- 3	0- 0	0- 1	NEUTRAL	0- 1	0- 0	0- 1				
7- 4	0- 1	0- 1	NON-CONFERENCE	0- 1	0- 0	7- 1				
6- 2	0- 1	0- 0	HOME	0- 1	0- 0	6- 0				
1- 0	0- 0	0- 0	AWAY	0- 0	0- 0	1- 0				
0- 2	0- 0	0- 1	NEUTRAL	0- 0	0- 0	0- 1				
6- 13	1- 5	0- 2	CONFERENCE	4- 4	0- 0	1- 2				
4- 5	1- 3	0- 1	HOME	2- 1	0- 0	1- 0				
2- 7	0- 2	0- 1	AWAY	2- 2	0- 0	0- 2				
0- 1	0- 0	0- 0	NEUTRAL	0- 1	0- 0	0- 0				

RPI S	Opponent	Score	RPI S	Opponent	Score	RPI S	Opponent	Score	RPI S	Opponent	Score	Team's RPI: 171
13	A Arizona St.	58 70	36	A Washington	55 70	53	A UCLA	62 46	183	N Central Mich.	67 73	
13	H Arizona St.	52 72	36	H Washington	69 91	53	H UCLA	67 65	197	H Navy	72 64	
16	H North Carolina	59 76	49	N American	64 72	57	H Fresno St.	59 68	209	A Arizona	78 81	
17	H Stanford	62 55				78	A Washington St.	70 69	209	H Arizona	75 61	
20	A Oregon St.	37 70				78	H Washington St.	76 79	223	H Santa Clara	92 88	
20	H Oregon St.	48 77				78	N Washington St.	64 66	236	A Utah	64 66	
24	H California	59 74				93	A Southern California	54 70	267	H Northern Ariz.	59 47	
						93	H Southern California	63 57	278	H Utah St.	100 77	
						99	A Colorado	69 84	292	A Portland	72 49	
									303	H Seattle	70 44	
									310	H Portland St.	63 56	
LAST 12 Division I GAMES:												
			78	N Washington St.	64 66	209	H Arizona	75 61				
			17	H Stanford	62 55	36	A Washington	55 70				
			24	H California	59 74	78	A Washington St.	70 69				
			99	A Colorado	69 84	93	H Southern California	63 57				
			236	A Utah	64 66	53	H UCLA	67 65				
			13	H Arizona St.	52 72	209	A Arizona	78 81				

Non-Div I Games:

Oregon

■ Loss,
■ Non-Conf,
■ S Site,
■ H Home
■ A Away
N Neutral

Oregon St.

Through Games Of April 7, 2015

Average RPI Win: 124		WON-LOST	WINNING	LAST 10	STRENGTH OF	OPP. STRENGTH	TEAM	ADJ.	CONF.	ADJ CONF.
Average RPI Loss: 38		RECORD	PCT. RANK	GAMES	SCHEDULE	OF SCHEDULE	RPI	RPI	RPI	RPI
DIV. I ONLY		26- 5	18	7- 3	48	23	20	20	5	5
DIV. I NON-CONF.		10- 2	21	1- 1	98	42	32	32	5	5
TOTALS		RPI 1-25	RPI 26-50		W-L RECORDS		RPI 51-100	RPI 101-150	RPI 150+	
26- 5		4- 2	2- 2		OVERALL		8- 1	2- 0	10- 0	
13- 2		2- 1	2- 1		HOME		3- 0	1- 0	5- 0	
9- 2		2- 0	0- 0		AWAY		4- 0	0- 0	3- 0	
4- 1		0- 0	0- 0		NEUTRAL		1- 1	1- 0	2- 0	
10- 2		1- 1	1- 1		NON-CONFERENCE		1- 0	2- 0	5- 0	
5- 1		0- 0	1- 1		HOME		0- 0	1- 0	3- 0	
1- 1		1- 1	0- 0		AWAY		0- 0	0- 0	0- 0	
4- 0		0- 0	0- 0		NEUTRAL		1- 0	1- 0	2- 0	
16- 3		3- 1	1- 1		CONFERENCE		7- 1	0- 0	5- 0	
8- 1		2- 1	1- 0		HOME		3- 0	0- 0	2- 0	
8- 1		1- 0	0- 1		AWAY		4- 0	0- 0	3- 0	
0- 1		0- 0	0- 0		NEUTRAL		0- 1	0- 0	0- 0	

RPI 1-25				Team's RPI: 20	RPI 26-50				RPI 51-100				RPI 101+			
RPI	S	Opponent	Score		RPI	S	Opponent	Score	RPI	S	Opponent	Score	RPI	S	Opponent	Score
3	A	Tennessee	63 74		33	H	Gonzaga	64 76	53	A	UCLA	65 47	117	H	Sacramento St.	109 61
13	A	Arizona St.	68 57		36	A	Washington	67 76	53	H	UCLA	82 64	146	N	Butler	85 53
13	H	Arizona St.	70 64		36	H	Washington	75 67	54	N	BYU	71 61	171	A	Oregon	77 48
16	A	North Carolina	70 55		48	H	South Dakota St.	74 62	78	A	Washington St.	61 56	171	H	Oregon	70 37
17	H	Stanford	58 69						78	H	Washington St.	73 70	175	N	Southern Ill.	71 55
24	H	California	73 55						93	A	Southern California	76 66	190	H	Idaho	75 53
									93	H	Southern California	68 35	209	A	Arizona	73 55
									99	A	Colorado	66 44	209	H	Arizona	73 48
									99	N	Colorado	65 68	236	A	Utah	52 42
													278	H	Utah St.	85 62
													287	N	Nevada	73 50
													292	H	Portland	87 65
LAST 12 Division I GAMES:																
33	H	Gonzaga	64 76		99	A	Colorado	66 44								
48	H	South Dakota St.	74 62		209	H	Arizona	73 48								
99	N	Colorado	65 68		13	H	Arizona St.	70 64								
24	H	California	73 55		78	A	Washington St.	61 56								
17	H	Stanford	58 69		36	A	Washington	67 76								
236	A	Utah	52 42		53	H	UCLA	82 64								

Non-Div I Games: Concordia Portland 92 35

Oregon St.

■ Loss,
■ Non-Conf, S Site,
■ Home
■ Away
N Neutral

Pacific

Through Games Of April 7, 2015

Average RPI Win:	180	WON-LOST	WINNING	LAST 10	STRENGTH OF	OPP. STRENGTH	TEAM	ADJ.	CONF.	ADJ CONF.
Average RPI Loss:	91	RECORD	PCT. RANK	GAMES	SCHEDULE	OF SCHEDULE	RPI	RPI	RPI	RPI
DIV. I ONLY	19- 10	75	6- 4	102	108	82	82	9	9	
DIV. I NON-CONF.	6- 4	123	0- 1	83	163	89	89	8	8	
TOTALS	RPI 1-25	RPI 26-50	W-L RECORDS	RPI 51-100	RPI 101-150	RPI 150+				
19- 10	0- 1	1- 1	OVERALL	5- 3	2- 4	11- 1				
9- 5	0- 1	0- 1	HOME	3- 1	0- 2	6- 0				
9- 4	0- 0	1- 0	AWAY	2- 2	1- 1	5- 1				
1- 1	0- 0	0- 0	NEUTRAL	0- 0	1- 1	0- 0				
6- 4	0- 1	0- 0	NON-CONFERENCE	2- 0	1- 2	3- 1				
3- 2	0- 1	0- 0	HOME	1- 0	0- 1	2- 0				
2- 2	0- 0	0- 0	AWAY	1- 0	0- 1	1- 1				
1- 0	0- 0	0- 0	NEUTRAL	0- 0	1- 0	0- 0				
13- 6	0- 0	1- 1	CONFERENCE	3- 3	1- 2	8- 0				
6- 3	0- 0	0- 1	HOME	2- 1	0- 1	4- 0				
7- 2	0- 0	1- 0	AWAY	1- 2	1- 0	4- 0				
0- 1	0- 0	0- 0	NEUTRAL	0- 0	0- 1	0- 0				

RPI 1-25				RPI 26-50				RPI 51-100				Team's RPI: 82		RPI 101+			
RPI	S	Opponent	Score	RPI	S	Opponent	Score	RPI	S	Opponent	Score			RPI	S	Opponent	Score
24	H	California	64 84	33	A	Gonzaga	71 59	52	A	St. Mary's (CA)	88 86			113	A	Long Beach St.	43 53
				33	H	Gonzaga	63 73	52	H	St. Mary's (CA)	61 48			115	N	New Mexico St.	67 62
								54	A	BYU	72 89			117	H	Sacramento St.	79 87
								54	H	BYU	86 82			140	A	San Francisco	92 54
								65	A	San Diego	52 56			140	H	San Francisco	79 91
								65	H	San Diego	53 63			140	N	San Francisco	64 74
								81	A	Hawaii	69 61			156	A	UC Davis	53 60
								83	H	Montana	62 50			195	H	Iona	64 49
														223	A	Santa Clara	61 59
														223	H	Santa Clara	87 75
														233	A	Pepperdine	63 59
														233	H	Pepperdine	77 60
														273	A	Loyola Marymount	84 61
														273	H	Loyola Marymount	89 69
														278	H	Utah St.	70 62
														287	A	Nevada	64 53
														292	A	Portland	80 78
														292	H	Portland	71 69
LAST 12 Division I GAMES:																	
117	H	Sacramento St.	79 87	54	H	BYU	86 82										
140	N	San Francisco	64 74	65	H	San Diego	53 63										
140	H	San Francisco	79 91	52	H	St. Mary's (CA)	61 48										
223	H	Santa Clara	87 75	273	A	Loyola Marymount	84 61										
33	A	Gonzaga	71 59	233	A	Pepperdine	63 59										
292	A	Portland	80 78	33	H	Gonzaga	63 73										

Non-Div I Games: Cal St. Stanislaus 98 67 Cal Maritime 70 23

Pacific

Loss, Non-Conf, S Site, H Home A Away N Neutral

Average RPI Win:	175	WON-LOST	WINNING	LAST 10	STRENGTH OF	OPP. STRENGTH	TEAM	ADJ.	CONF.	ADJ CONF.
Average RPI Loss:	81	RECORD	PCT. RANK	GAMES	SCHEDULE	OF SCHEDULE	RPI	RPI	RPI	RPI
DIV. I ONLY	20- 9	59	8- 2	67	105	58	58	8	8	
DIV. I NON-CONF.	9- 6	123	1- 1	94	124	104	104	10	10	
TOTALS	RPI 1-25	RPI 26-50	W-L RECORDS	RPI 51-100	RPI 101-150	RPI 150+				
20- 9	0- 3	0- 0	OVERALL	4- 3	5- 2	11- 1				
12- 5	0- 1	0- 0	HOME	4- 2	2- 2	6- 0				
8- 4	0- 2	0- 0	AWAY	0- 1	3- 0	5- 1				
0- 0	0- 0	0- 0	NEUTRAL	0- 0	0- 0	0- 0				
9- 6	0- 1	0- 0	NON-CONFERENCE	4- 3	0- 1	5- 1				
7- 3	0- 0	0- 0	HOME	4- 2	0- 1	3- 0				
2- 3	0- 1	0- 0	AWAY	0- 1	0- 0	2- 1				
0- 0	0- 0	0- 0	NEUTRAL	0- 0	0- 0	0- 0				
11- 3	0- 2	0- 0	CONFERENCE	0- 0	5- 1	6- 0				
5- 2	0- 1	0- 0	HOME	0- 0	2- 1	3- 0				
6- 1	0- 1	0- 0	AWAY	0- 0	3- 0	3- 0				
0- 0	0- 0	0- 0	NEUTRAL	0- 0	0- 0	0- 0				

RPI 1-25				RPI 26-50				RPI 51-100 Team's RPI: 58				RPI 101+			
RPI	S	Opponent	Score	RPI	S	Opponent	Score	RPI	S	Opponent	Score	RPI	S	Opponent	Score
3	A	Tennessee	52 97					63	H	Villanova	44 70	108	H	Hampton	43 58
10	A	Princeton	54 83					86	H	Richmond	49 47	123	A	Harvard	74 69
10	H	Princeton	42 55					87	H	Saint Joseph's	65 51	123	H	Harvard	71 61
								92	A	Drexel	58 67	128	A	Yale	61 42
								98	H	Temple	52 50	128	H	Yale	59 33
								98	H	Temple	56 61	138	A	Cornell	56 42
								100	H	Hofstra	65 58	138	H	Cornell	49 60
												153	A	Dartmouth	55 39
												153	H	Dartmouth	63 46
												184	H	La Salle	57 29
												197	A	Navy	60 51
												210	H	New Hampshire	74 39
												211	A	Lafayette	57 60
												231	A	Brown	83 75
												231	H	Brown	75 58
												261	H	UMBC	69 63
												288	A	Columbia	50 36
												288	H	Columbia	78 57
												294	A	NJIT	59 29
LAST 12 Division I GAMES:															
98	H	Temple	56 61	231	H	Brown	75 58								
100	H	Hofstra	65 58	153	H	Dartmouth	63 46								
10	H	Princeton	42 55	123	H	Harvard	71 61								
138	A	Cornell	56 42	231	A	Brown	83 75								
288	A	Columbia	50 36	128	A	Yale	61 42								
128	H	Yale	59 33	288	H	Columbia	78 57								

Non-Div I Games: King's (PA) 85 20

Penn

Average RPI Win:	197	WON-LOST	WINNING	LAST 10	STRENGTH OF	OPP. STRENGTH	TEAM	ADJ.	CONF.	ADJ CONF.
Average RPI Loss:	74	RECORD	PCT. RANK	GAMES	SCHEDULE	OF SCHEDULE	RPI	RPI	RPI	RPI
DIV. I ONLY	6- 24	314	1- 9	32	63	224	224	4	4	
DIV. I NON-CONF.	3- 8	262	0- 0	82	226	248	248	4	4	
TOTALS	RPI 1-25	RPI 26-50	W-L RECORDS	RPI 51-100	RPI 101-150	RPI 150+				
6- 24	0- 3	1- 10	OVERALL	0- 4	1- 2	4- 5				
5- 11	0- 1	1- 5	HOME	0- 2	0- 1	4- 2				
1- 10	0- 2	0- 5	AWAY	0- 1	1- 1	0- 1				
0- 3	0- 0	0- 0	NEUTRAL	0- 1	0- 0	0- 2				
3- 8	0- 0	0- 3	NON-CONFERENCE	0- 2	0- 1	3- 2				
3- 4	0- 0	0- 2	HOME	0- 1	0- 0	3- 1				
0- 2	0- 0	0- 1	AWAY	0- 0	0- 1	0- 0				
0- 2	0- 0	0- 0	NEUTRAL	0- 1	0- 0	0- 1				
3- 16	0- 3	1- 7	CONFERENCE	0- 2	1- 1	1- 3				
2- 7	0- 1	1- 3	HOME	0- 1	0- 1	1- 1				
1- 8	0- 2	0- 4	AWAY	0- 1	1- 0	0- 1				
0- 1	0- 0	0- 0	NEUTRAL	0- 0	0- 0	0- 1				

RPI 1-25				RPI 26-50				RPI 51-100				RPI 101+ Team's RPI: 224			
RPI	S	Opponent	Score	RPI	S	Opponent	Score	RPI	S	Opponent	Score	RPI	S	Opponent	Score
6	A	Maryland	34 65	26	A	Ohio St.	60 69	55	A	Michigan	53 89	109	H	Illinois	76 91
6	H	Maryland	62 77	26	H	Ohio St.	70 88	64	N	Liberty	68 80	139	A	Purdue	54 50
9	A	Iowa	52 77	27	H	South Fla.	87 90	79	H	Michigan St.	67 74	145	A	Hartford	57 62
				32	A	Syracuse	39 61	80	H	Albany (NY)	53 54	163	A	Wisconsin	46 65
				37	H	Northwestern	76 75					163	H	Wisconsin	56 62
				38	A	Rutgers	65 76					164	H	Indiana	79 75
				38	H	Rutgers	51 71					164	N	Indiana	63 68
				41	A	Nebraska	45 73					166	H	St. Bonaventure	54 56
				43	H	Seton Hall	70 75					204	N	Samford	56 59
				46	A	Minnesota	64 75					245	H	Towson	71 64
				46	H	Minnesota	77 85					276	H	Rider	85 51
												323	H	Wagner	96 66
LAST 12 Division I GAMES:															
				164	N	Indiana	63 68	139	A	Purdue	54 50				
				163	H	Wisconsin	56 62	6	H	Maryland	62 77				
				26	H	Ohio St.	70 88	38	A	Rutgers	65 76				
				6	A	Maryland	34 65	46	A	Minnesota	64 75				
				46	H	Minnesota	77 85	37	H	Northwestern	76 75				
				79	H	Michigan St.	67 74	164	H	Indiana	79 75				

Non-Div I Games:

Penn St.

■ Loss,
 ■ Non-Conf,
 ■ S Site,
 ■ H Home
 ■ A Away
 N Neutral

Pepperdine

Through Games Of April 7, 2015

Average RPI Win: 236	WON-LOST	WINNING	LAST 10	STRENGTH OF	OPP. STRENGTH	TEAM	ADJ.	CONF.	ADJ CONF.
Average RPI Loss: 110	RECORD	PCT. RANK	GAMES	SCHEDULE	OF SCHEDULE	RPI	RPI	RPI	RPI
DIV. I ONLY	8- 22	291	2- 8	116	120	233	233	9	9
DIV. I NON-CONF.	5- 6	179	0- 0	77	229	114	114	8	8
TOTALS	RPI 1-25	RPI 26-50	W-L RECORDS	RPI 51-100	RPI 101-150	RPI 150+			
8- 22	0- 1	0- 3	OVERALL	0- 10	2- 3	6- 5			
2- 10	0- 0	0- 1	HOME	0- 5	0- 3	2- 1			
5- 11	0- 1	0- 2	AWAY	0- 5	1- 0	4- 3			
1- 1	0- 0	0- 0	NEUTRAL	0- 0	1- 0	0- 1			
5- 6	0- 1	0- 1	NON-CONFERENCE	0- 2	1- 2	4- 0			
0- 3	0- 0	0- 0	HOME	0- 1	0- 2	0- 0			
4- 3	0- 1	0- 1	AWAY	0- 1	0- 0	4- 0			
1- 0	0- 0	0- 0	NEUTRAL	0- 0	1- 0	0- 0			
3- 16	0- 0	0- 2	CONFERENCE	0- 8	1- 1	2- 5			
2- 7	0- 0	0- 1	HOME	0- 4	0- 1	2- 1			
1- 8	0- 0	0- 1	AWAY	0- 4	1- 0	0- 3			
0- 1	0- 0	0- 0	NEUTRAL	0- 0	0- 0	0- 1			

RPI 1-25				RPI 26-50				RPI 51-100				RPI 101+ Team's RPI: 233			
RPI	S	Opponent	Score	RPI	S	Opponent	Score	RPI	S	Opponent	Score	RPI	S	Opponent	Score
9	A	Iowa	68 97	33	A	Gonzaga	64 73	52	A	St. Mary's (CA)	68 73	101	H	Army	44 56
				33	H	Gonzaga	56 78	52	H	St. Mary's (CA)	49 53	113	H	Long Beach St.	69 78
				41	A	Nebraska	65 100	54	A	BYU	58 77	137	N	UT Martin	59 58
								54	H	BYU	78 84	140	A	San Francisco	76 65
								65	A	San Diego	55 72	140	H	San Francisco	58 69
								65	H	San Diego	64 68	167	A	Cal Poly	76 69
								75	A	CSUN	48 74	223	A	Santa Clara	66 84
								80	H	Albany (NY)	36 62	223	H	Santa Clara	54 65
								82	A	Pacific	60 77	267	A	Northern Ariz.	66 63
								82	H	Pacific	59 63	273	A	Loyola Marymount	57 74
												273	H	Loyola Marymount	98 91
												273	N	Loyola Marymount	67 68
												277	A	UC Irvine	76 53
												292	A	Portland	61 80
												292	H	Portland	76 72
												332	A	UC Santa Barbara	66 44
LAST 12 Division I GAMES:															
273	N	Loyola Marymount	67 68	65	A	San Diego	55 72								
273	A	Loyola Marymount	57 74	54	A	BYU	58 77								
140	A	San Francisco	76 65	52	H	St. Mary's (CA)	49 53								
223	A	Santa Clara	66 84	82	H	Pacific	59 63								
33	H	Gonzaga	56 78	223	H	Santa Clara	54 65								
292	H	Portland	76 72	140	H	San Francisco	58 69								

Non-Div I Games:

Pepperdine

Loss, Non-Conf, S Site, H Home A Away N Neutral

Pittsburgh

Through Games Of April 7, 2015

Average RPI Win:	143	WON-LOST	WINNING	LAST 10	STRENGTH OF	OPP. STRENGTH	TEAM	ADJ.	CONF.	ADJ CONF.
Average RPI Loss:	33	RECORD	PCT. RANK	GAMES	SCHEDULE	OF SCHEDULE	RPI	RPI	RPI	RPI
DIV. I ONLY	20- 12	89	5- 5	20	38	39	39	2	2	
DIV. I NON-CONF.	11- 4	57	1- 1	34	104	30	30	2	2	
TOTALS	RPI 1-25	RPI 26-50	W-L RECORDS	RPI 51-100	RPI 101-150	RPI 150+				
20- 12	2- 7	1- 4	OVERALL	6- 0	3- 0	8- 1				
15- 3	1- 2	0- 1	HOME	4- 0	3- 0	7- 0				
4- 8	0- 5	1- 3	AWAY	2- 0	0- 0	1- 0				
1- 1	1- 0	0- 0	NEUTRAL	0- 0	0- 0	0- 1				
11- 4	1- 2	1- 2	NON-CONFERENCE	3- 0	1- 0	5- 0				
9- 1	0- 1	0- 0	HOME	3- 0	1- 0	5- 0				
1- 3	0- 1	1- 2	AWAY	0- 0	0- 0	0- 0				
1- 0	1- 0	0- 0	NEUTRAL	0- 0	0- 0	0- 0				
9- 8	1- 5	0- 2	CONFERENCE	3- 0	2- 0	3- 1				
6- 2	1- 1	0- 1	HOME	1- 0	2- 0	2- 0				
3- 5	0- 4	0- 1	AWAY	2- 0	0- 0	1- 0				
0- 1	0- 0	0- 0	NEUTRAL	0- 0	0- 0	0- 1				

RPI 1-25				RPI 26-50				Team's RPI: 39				RPI 51-100				RPI 101+			
RPI	S	Opponent	Score	RPI	S	Opponent	Score	RPI	S	Opponent	Score	RPI	S	Opponent	Score	RPI	S	Opponent	Score
1	A	Notre Dame	59 87	26	A	Ohio St.	78 74	55	H	Michigan	85 64	112	H	Virginia	68 63				
3	A	Tennessee	67 77	31	A	James Madison	64 80	56	H	Miami (FL)	81 66	124	H	Boston College	78 70				
7	A	Florida St.	43 58	32	A	Syracuse	54 68	68	A	North Carolina St.	60 50	130	H	Ball St.	59 47				
8	A	Louisville	35 48	32	H	Syracuse	60 68	84	A	Georgia Tech	75 72	182	A	Wake Forest	65 41				
8	H	Louisville	57 63	44	A	Duquesne	77 87	91	H	Youngstown St.	78 52	201	H	Virginia Tech	53 35				
10	H	Princeton	43 59					92	H	Drexel	72 53	201 N	Virginia Tech	45 51					
15	A	Duke	45 62									203	H	Clemson	61 56				
16	H	North Carolina	84 59									207	H	Radford	72 47				
22 N		Chattanooga	51 40									238	H	Niagara	70 54				
LAST 12 Division I GAMES:																			
3	A	Tennessee	67 77	112	H	Virginia	68 63												
22 N		Chattanooga	51 40	182	A	Wake Forest	65 41												
201 N		Virginia Tech	45 51	201	H	Virginia Tech	53 35												
203	H	Clemson	61 56	8	A	Louisville	35 48												
1	A	Notre Dame	59 87	68	A	North Carolina St.	60 50												
32	A	Syracuse	54 68	56	H	Miami (FL)	81 66												

Non-Div I Games:

Pittsburgh

■ Loss,
 ■ Non-Conf,
 ■ S Site,
 ■ H Home
 ■ A Away
 N Neutral

RPI 1-25				RPI 26-50				RPI 51-100				RPI 101+				Team's RPI: 292	
RPI	S	Opponent	Score	RPI	S	Opponent	Score	RPI	S	Opponent	Score	RPI	S	Opponent	Score		
20	A	Oregon St.	65 87	33	A	Gonzaga	57 79	52	A	St. Mary's (CA)	53 66	111	A	Boise St.	58 94		
				33	H	Gonzaga	63 85	52	H	St. Mary's (CA)	58 62	122	A	Eastern Wash.	65 72		
				36	H	Washington	45 80	54	A	BYU	63 65	140	A	San Francisco	68 85		
								54	H	BYU	79 83	140	H	San Francisco	44 79		
								65	A	San Diego	72 80	167	A	Cal Poly	67 76		
								65	H	San Diego	65 87	171	H	Oregon	49 72		
								75	A	CSUN	41 45	223	A	Santa Clara	68 83		
								82	A	Pacific	69 71	223	H	Santa Clara	55 64		
								82	H	Pacific	78 80	223	N	Santa Clara	58 66		
								83	H	Montana	55 69	233	A	Pepperdine	72 76		
												233	H	Pepperdine	80 61		
												236	N	Utah	58 50		
												273	A	Loyola Marymount	73 77		
												273	H	Loyola Marymount	83 65		
												287	A	Nevada	59 84		
												310	H	Portland St.	91 63		
LAST 12 Division I GAMES:																	
				223	N	Santa Clara	58 66	233	A	Pepperdine	72 76						
				65	A	San Diego	72 80	223	H	Santa Clara	55 64						
				54	A	BYU	63 65	140	H	San Francisco	44 79						
				52	H	St. Mary's (CA)	58 62	33	H	Gonzaga	63 85						
				82	H	Pacific	78 80	52	A	St. Mary's (CA)	53 66						
				273	A	Loyola Marymount	73 77	82	A	Pacific	69 71						

Non-Div I Games:

Average RPI Win: 230	WON-LOST	WINNING	LAST 10	STRENGTH OF	OPP. STRENGTH	TEAM	ADJ.	CONF.	ADJ CONF.
Average RPI Loss: 164	RECORD	PCT. RANK	GAMES	SCHEDULE	OF SCHEDULE	RPI	RPI	RPI	RPI
DIV. I ONLY	4- 23	331	1- 9	164	238	310	310	19	19
DIV. I NON-CONF.	2- 7	291	0- 0	111	223	236	236	17	17
TOTALS	RPI 1-25	RPI 26-50	W-L RECORDS	RPI 51-100	RPI 101-150	RPI 150+			
4- 23	0- 1	0- 1	OVERALL	0- 2	0- 7	4- 12			
3- 9	0- 0	0- 0	HOME	0- 1	0- 4	3- 4			
1- 14	0- 0	0- 1	AWAY	0- 0	0- 0	1- 0			
0- 0	0- 0	0- 0	NEUTRAL	0- 0	0- 0	0- 0			
2- 7	0- 1	0- 1	NON-CONFERENCE	0- 1	0- 1	2- 3			
1- 2	0- 0	0- 0	HOME	0- 1	0- 1	1- 0			
1- 5	0- 1	0- 1	AWAY	0- 0	0- 0	1- 3			
0- 0	0- 0	0- 0	NEUTRAL	0- 0	0- 0	0- 0			
2- 16	0- 0	0- 0	CONFERENCE	0- 1	0- 6	2- 9			
2- 7	0- 0	0- 0	HOME	0- 0	0- 3	2- 4			
0- 9	0- 0	0- 0	AWAY	0- 1	0- 3	0- 5			
0- 0	0- 0	0- 0	NEUTRAL	0- 0	0- 0	0- 0			

RPI 1-25				RPI 26-50				RPI 51-100				RPI 101+ Team's RPI: 310			
RPI	S	Opponent	Score	RPI	S	Opponent	Score	RPI	S	Opponent	Score	RPI	S	Opponent	Score
10	A	Princeton	33 104	33	A	Gonzaga	41 73	76	H	South Dakota	57 86	102	A	Northern Colo.	50 90
								83	A	Montana	31 72	102	H	Northern Colo.	54 68
												113	H	Long Beach St.	58 62
												117	A	Sacramento St.	77 123
												117	H	Sacramento St.	60 92
												122	A	Eastern Wash.	54 101
												122	H	Eastern Wash.	63 77
												169	A	Montana St.	46 63
												171	A	Oregon	56 63
												180	A	North Dakota	45 76
												180	H	North Dakota	73 70
												190	A	Idaho	49 77
												190	H	Idaho	49 69
												197	H	Navy	56 50
												239	H	Idaho St.	53 65
												254	A	Southern Utah	74 86
												254	H	Southern Utah	80 65
												258	H	Weber St.	51 60
												267	A	Northern Ariz.	46 94
												267	H	Northern Ariz.	62 79
												288	A	Columbia	71 66
												292	A	Portland	63 91
												303	A	Seattle	47 54
LAST 12 Division I GAMES:															
254	H	Southern Utah	80 65	190	H	Idaho	49 69								
267	H	Northern Ariz.	62 79	117	H	Sacramento St.	60 92								
117	A	Sacramento St.	77 123	169	A	Montana St.	46 63								
102	A	Northern Colo.	50 90	83	A	Montana	31 72								
180	A	North Dakota	45 76	239	H	Idaho St.	53 65								
122	H	Eastern Wash.	63 77	258	H	Weber St.	51 60								

Average RPI Win:	311	WON-LOST	WINNING	LAST 10	STRENGTH OF	OPP. STRENGTH	TEAM	ADJ.	CONF.	ADJ CONF.
Average RPI Loss:	175	RECORD	PCT. RANK	GAMES	SCHEDULE	OF SCHEDULE	RPI	RPI	RPI	RPI
DIV. I ONLY	13- 18	230	5- 5	303	326	251	251	32	32	
DIV. I NON-CONF.	2- 9	298	0- 0	88	40	184	184	31	31	
TOTALS	RPI 1-25	RPI 26-50	W-L RECORDS	RPI 51-100	RPI 101-150	RPI 150+				
13- 18	0- 3	0- 1	OVERALL	0- 2	0- 1	13- 11				
6- 3	0- 0	0- 0	HOME	0- 0	0- 0	6- 3				
6- 12	0- 0	0- 0	AWAY	0- 1	0- 0	6- 4				
1- 3	0- 2	0- 0	NEUTRAL	0- 0	0- 0	1- 1				
2- 9	0- 3	0- 1	NON-CONFERENCE	0- 2	0- 1	2- 2				
0- 0	0- 0	0- 0	HOME	0- 0	0- 0	0- 0				
2- 7	0- 1	0- 1	AWAY	0- 2	0- 1	2- 2				
0- 2	0- 2	0- 0	NEUTRAL	0- 0	0- 0	0- 0				
11- 9	0- 0	0- 0	CONFERENCE	0- 0	0- 0	11- 9				
6- 3	0- 0	0- 0	HOME	0- 0	0- 0	6- 3				
4- 5	0- 0	0- 0	AWAY	0- 0	0- 0	4- 5				
1- 1	0- 0	0- 0	NEUTRAL	0- 0	0- 0	1- 1				

RPI 1-25				RPI 26-50				RPI 51-100				RPI 101+ Team's RPI: 251			
RPI	S	Opponent	Score	RPI	S	Opponent	Score	RPI	S	Opponent	Score	RPI	S	Opponent	Score
5	A	Baylor	64 108	34	A	Texas A&M	41 59	69	A	TCU	50 56	142	A	Stephen F. Austin	73 83
16	N	North Carolina	45 81					81	A	Hawaii	58 72	177	A	Texas Southern	55 70
17	N	Stanford	45 88									177	H	Texas Southern	63 61
												229	A	Southern U.	51 67
												229	H	Southern U.	50 78
												229	N	Southern U.	40 64
												244	A	UTEP	48 86
												246	A	Alabama St.	42 60
												246	H	Alabama St.	65 73
												270	A	Rice	58 70
												274	A	Jackson St.	60 65
												274	H	Jackson St.	82 65
												283	A	Houston	61 56
												295	A	Sam Houston St.	70 53
												313	A	Grambling	59 51
												313	H	Grambling	85 57
												317	A	Alcorn	46 68
												317	H	Alcorn	48 63
												317	N	Alcorn	66 59
												338	A	Ark.-Pine Bluff	83 66
												338	H	Ark.-Pine Bluff	84 63
												346	A	Alabama A&M	81 71
												346	H	Alabama A&M	81 64
												349	A	Mississippi Val.	78 61
												349	H	Mississippi Val.	69 50
LAST 12 Division I GAMES:															
		229 N Southern U.	40 64			338 H Ark.-Pine Bluff	84 63								
		317 N Alcorn	66 59			349 H Mississippi Val.	69 50								
		317 H Alcorn	48 63			313 A Grambling	59 51								
		229 H Southern U.	50 78			274 A Jackson St.	60 65								
		246 A Alabama St.	42 60			177 A Texas Southern	55 70								
		346 A Alabama A&M	81 71			246 H Alabama St.	65 73								

Non-Div I Games: Schreiner 90 38

Prairie View

Loss, Non-Conf, S Site, H Home A Away N Neutral

Presbyterian

Through Games Of April 7, 2015

Average RPI Win:	305	WON-LOST	WINNING	LAST 10	STRENGTH OF	OPP. STRENGTH	TEAM	ADJ.	CONF.	ADJ CONF.
Average RPI Loss:	176	RECORD	PCT. RANK	GAMES	SCHEDULE	OF SCHEDULE	RPI	RPI	RPI	RPI
DIV. I ONLY	14- 15	190	5- 5	310	343	242	242	28	28	
DIV. I NON-CONF.	3- 4	195	0- 0	254	344	178	178	32	32	
TOTALS	RPI 1-25	RPI 26-50	W-L RECORDS	RPI 51-100	RPI 101-150	RPI 150+				
14- 15	0- 0	0- 0	OVERALL	0- 2	0- 2	14- 11				
8- 3	0- 0	0- 0	HOME	0- 1	0- 0	8- 2				
5- 11	0- 0	0- 0	AWAY	0- 1	0- 2	5- 8				
1- 1	0- 0	0- 0	NEUTRAL	0- 0	0- 0	1- 1				
3- 4	0- 0	0- 0	NON-CONFERENCE	0- 0	0- 2	3- 2				
1- 0	0- 0	0- 0	HOME	0- 0	0- 0	1- 0				
2- 4	0- 0	0- 0	AWAY	0- 0	0- 2	2- 2				
0- 0	0- 0	0- 0	NEUTRAL	0- 0	0- 0	0- 0				
11- 11	0- 0	0- 0	CONFERENCE	0- 2	0- 0	11- 9				
7- 3	0- 0	0- 0	HOME	0- 1	0- 0	7- 2				
3- 7	0- 0	0- 0	AWAY	0- 1	0- 0	3- 6				
1- 1	0- 0	0- 0	NEUTRAL	0- 0	0- 0	1- 1				

RPI S	Opponent	Score	RPI S	Opponent	Score	RPI S	Opponent	Score	RPI S	Opponent	Score	Team's RPI: 242
						64	A Liberty	42 59	119	A Old Dominion	26 41	
						64	H Liberty	41 63	141	A VCU	36 55	
									152	A High Point	49 54	
									152	H High Point	78 59	
									152	N High Point	62 75	
									158	A Charlotte	50 66	
									191	A Xavier	43 45	
									199	A Winthrop	51 54	
									199	H Winthrop	53 60	
									206	A Campbell	45 58	
									206	H Campbell	51 42	
									207	A Radford	68 75	
									207	H Radford	35 43	
									279	A Gardner-Webb	47 50	
									279	H Gardner-Webb	55 50	
									281	H South Carolina St.	46 33	
									301	A Western Caro.	51 44	
									307	A UNC Asheville	46 59	
									307	H UNC Asheville	69 57	
									335	A Coastal Caro.	84 78	
									335	H Coastal Caro.	78 56	
									339	A N.C. Central	45 33	
									343	A Longwood	36 32	
									343	H Longwood	53 48	
									348	A Charleston So.	56 48	
									348	H Charleston So.	71 40	
LAST 12 Division I GAMES:												
			152	N High Point	62 75	335	H Coastal Caro.	78 56				
			348	N Charleston So.	47 39	207	A Radford	68 75				
			199	H Winthrop	53 60	152	H High Point	78 59				
			348	A Charleston So.	56 48	279	A Gardner-Webb	47 50				
			343	A Longwood	36 32	307	A UNC Asheville	46 59				
			64	H Liberty	41 63	206	H Campbell	51 42				

Non-Div I Games: Southern Wesleyan 81 50 Allen 120 45

Presbyterian

Loss, Non-Conf, S Site, H Home A Away N Neutral

RPI	S	Opponent	Score
348	N	Charleston So.	47 39

P
r
e
s
b
y
t
e
r
i
a
n

P
r
e
s
b
y
t
e
r
i
a
n

Presbyterian

Average RPI Win:	150	WON-LOST	WINNING	LAST 10	STRENGTH OF	OPP. STRENGTH	TEAM	ADJ.	CONF.	ADJ CONF.
Average RPI Loss:	6	RECORD	PCT. RANK	GAMES	SCHEDULE	OF SCHEDULE	RPI	RPI	RPI	RPI
DIV. I ONLY	31- 1	2	9- 1	81	76	10	10	8	8	
DIV. I NON-CONF.	17- 1	1	1- 1	95	49	11	11	10	10	
TOTALS	RPI 1-25	RPI 26-50	W-L RECORDS	RPI 51-100	RPI 101-150	RPI 150+				
31- 1	1- 1	3- 0	OVERALL	6- 0	8- 0	13- 0				
11- 0	0- 0	0- 0	HOME	2- 0	3- 0	6- 0				
15- 1	0- 1	3- 0	AWAY	3- 0	4- 0	5- 0				
5- 0	1- 0	0- 0	NEUTRAL	1- 0	1- 0	2- 0				
17- 1	1- 1	3- 0	NON-CONFERENCE	4- 0	2- 0	7- 0				
4- 0	0- 0	0- 0	HOME	1- 0	0- 0	3- 0				
8- 1	0- 1	3- 0	AWAY	2- 0	1- 0	2- 0				
5- 0	1- 0	0- 0	NEUTRAL	1- 0	1- 0	2- 0				
14- 0	0- 0	0- 0	CONFERENCE	2- 0	6- 0	6- 0				
7- 0	0- 0	0- 0	HOME	1- 0	3- 0	3- 0				
7- 0	0- 0	0- 0	AWAY	1- 0	3- 0	3- 0				
0- 0	0- 0	0- 0	NEUTRAL	0- 0	0- 0	0- 0				

RPI	S	Opponent	Score	RPI	S	Opponent	Score	RPI	S	Opponent	Score	RPI	S	Opponent	Score
6	A	Maryland	70 85	39	A	Pittsburgh	59 43	55	A	Michigan	85 55	108	A	Hampton	75 63
23	N	Green Bay	80 70	44	A	Duquesne	79 62	58	A	Penn	55 42	123	A	Harvard	96 46
				49	A	American	63 56	58	H	Penn	83 54	123	H	Harvard	78 57
								73	A	Fordham	67 53	128	A	Yale	56 50
								83	N	Montana	80 55	128	H	Yale	67 49
								92	H	Drexel	59 43	138	A	Cornell	70 37
												138	H	Cornell	75 47
												145	N	Hartford	64 51
												153	A	Dartmouth	83 65
												153	H	Dartmouth	70 31
												158	N	Charlotte	73 43
												182	N	Wake Forest	72 55
												194	A	Delaware	87 59
												231	A	Brown	86 58
												231	H	Brown	79 67
												240	A	Monmouth	84 53
												288	A	Columbia	63 44
												288	H	Columbia	83 44
												296	H	Georgetown	83 54
												310	H	Portland St.	104 33
												324	H	Binghamton	96 58
LAST 12 Division I GAMES:															
6	A	Maryland	70 85	128	H	Yale	67 49								
23	N	Green Bay	80 70	123	H	Harvard	78 57								
58	A	Penn	55 42	153	H	Dartmouth	70 31								
288	A	Columbia	63 44	128	A	Yale	56 50								
138	A	Cornell	70 37	231	A	Brown	86 58								
231	H	Brown	79 67	138	H	Cornell	75 47								

Non-Div I Games:

Princeton

Average RPI Win:	184	WON-LOST	WINNING	LAST 10	STRENGTH OF	OPP. STRENGTH	TEAM	ADJ.	CONF.	ADJ CONF.
Average RPI Loss:	121	RECORD	PCT. RANK	GAMES	SCHEDULE	OF SCHEDULE	RPI	RPI	RPI	RPI
DIV. I ONLY	6- 24	314	1- 9	95	85	269	269	10	10	
DIV. I NON-CONF.	3- 8	262	0- 0	61	73	205	205	9	9	
TOTALS	RPI 1-25	RPI 26-50	W-L RECORDS	RPI 51-100	RPI 101-150	RPI 150+				
6- 24	0- 2	1- 4	OVERALL	1- 6	0- 5	4- 7				
5- 9	0- 0	1- 2	HOME	1- 2	0- 2	3- 3				
1- 14	0- 2	0- 2	AWAY	0- 4	0- 3	1- 3				
0- 1	0- 0	0- 0	NEUTRAL	0- 0	0- 0	0- 1				
3- 8	0- 2	1- 0	NON-CONFERENCE	0- 1	0- 3	2- 2				
3- 2	0- 0	1- 0	HOME	0- 0	0- 1	2- 1				
0- 6	0- 2	0- 0	AWAY	0- 1	0- 2	0- 1				
0- 0	0- 0	0- 0	NEUTRAL	0- 0	0- 0	0- 0				
3- 16	0- 0	0- 4	CONFERENCE	1- 5	0- 2	2- 5				
2- 7	0- 0	0- 2	HOME	1- 2	0- 1	1- 2				
1- 8	0- 0	0- 2	AWAY	0- 3	0- 1	1- 2				
0- 1	0- 0	0- 0	NEUTRAL	0- 0	0- 0	0- 1				

RPI 1-25					RPI 26-50					RPI 51-100					RPI 101+					Team's RPI: 269	
RPI	S	Opponent	Score		RPI	S	Opponent	Score		RPI	S	Opponent	Score		RPI	S	Opponent	Score			
11	A	Dayton	56	72	35	A	DePaul	42	90	63	A	Villanova	62	71	124	A	Boston College	51	79		
18	A	FGCU	58	68	35	H	DePaul	66	103	63	H	Villanova	51	49	136	H	Rhode Island	56	63		
					43	A	Seton Hall	40	67	77	A	St. John's (NY)	49	70	145	A	Hartford	54	57		
					43	H	Seton Hall	67	68	77	H	St. John's (NY)	52	68	146	A	Butler	61	66		
					44	H	Duquesne	67	56	86	A	Richmond	59	75	146	H	Butler	59	67		
										89	A	Creighton	57	84	157	A	Bryant	80	90		
										89	H	Creighton	54	65	191	A	Xavier	59	71		
															191	H	Xavier	57	68		
															201	H	Virginia Tech	69	72		
															219	H	UMass Lowell	66	54		
															231	H	Brown	78	69		
															249	A	Marquette	66	58		
															249	H	Marquette	64	72		
															249	N	Marquette	75	78		
															296	A	Georgetown	61	69		
															296	H	Georgetown	81	66		
LAST 12 Division I GAMES:																					
					249	N	Marquette	75	78	77	A	St. John's (NY)	49	70							
					296	H	Georgetown	81	66	43	A	Seton Hall	40	67							
					63	A	Villanova	62	71	191	H	Xavier	57	68							
					35	H	DePaul	66	103	146	H	Butler	59	67							
					249	H	Marquette	64	72	35	A	DePaul	42	90							
					89	A	Creighton	57	84	249	A	Marquette	66	58							

Non-Div I Games:

Providence

■ Loss, ■ Non-Conf, S Site, H Home A Away N Neutral

Average RPI Win:	150	WON-LOST	WINNING	LAST 10	STRENGTH OF	OPP. STRENGTH	TEAM	ADJ.	CONF.	ADJ CONF.
Average RPI Loss:	58	RECORD	PCT. RANK	GAMES	SCHEDULE	OF SCHEDULE	RPI	RPI	RPI	RPI
DIV. I ONLY	11- 20	258	1- 9	26	36	139	139	4	4	
DIV. I NON-CONF.	7- 4	105	0- 0	24	41	61	61	4	4	
<hr/>										
TOTALS	RPI 1-25	RPI 26-50	W-L RECORDS	RPI 51-100	RPI 101-150	RPI 150+				
11- 20	0- 6	1- 8	OVERALL	1- 2	5- 1	4- 3				
6- 10	0- 2	0- 4	HOME	1- 1	2- 1	3- 2				
3- 8	0- 3	1- 3	AWAY	0- 1	2- 0	0- 1				
2- 2	0- 1	0- 1	NEUTRAL	0- 0	1- 0	1- 0				
7- 4	0- 4	0- 0	NON-CONFERENCE	1- 0	4- 0	2- 0				
5- 2	0- 2	0- 0	HOME	1- 0	2- 0	2- 0				
1- 1	0- 1	0- 0	AWAY	0- 0	1- 0	0- 0				
1- 1	0- 1	0- 0	NEUTRAL	0- 0	1- 0	0- 0				
4- 16	0- 2	1- 8	CONFERENCE	0- 2	1- 1	2- 3				
1- 8	0- 0	0- 4	HOME	0- 1	0- 1	1- 2				
2- 7	0- 2	1- 3	AWAY	0- 1	1- 0	0- 1				
1- 1	0- 0	0- 1	NEUTRAL	0- 0	0- 0	1- 0				

RPI 1-25				RPI 26-50				RPI 51-100				RPI 101+ Team's RPI: 139			
RPI	S	Opponent	Score	RPI	S	Opponent	Score	RPI	S	Opponent	Score	RPI	S	Opponent	Score
6	A	Maryland	64 88	26	A	Ohio St.	60 92	55	A	Michigan	50 81	104	H	Kansas	61 48
7	H	Florida St.	64 67	26	H	Ohio St.	71 79	79	H	Michigan St.	56 61	109	A	Illinois	62 55
9	A	Iowa	59 73	37	H	Northwestern	65 73	88	H	Wright St.	70 46	109	H	Illinois	46 47
11	A	Dayton	61 63	38	A	Rutgers	49 78					130	A	Ball St.	66 60
14	N	George Washington	59 79	38	H	Rutgers	49 58					132	N	Texas Tech	69 53
23	H	Green Bay	78 81	41	A	Nebraska	59 69					134	H	Toledo	66 48
				46	A	Minnesota	90 88					163	H	Wisconsin	56 65
				46	H	Minnesota	68 81					163	N	Wisconsin	58 56
				46	N	Minnesota	78 82					164	A	Indiana	55 72
												164	H	Indiana	86 64
												224	H	Penn St.	50 54
												277	H	UC Irvine	69 44
												308	H	Denver	65 51
<hr/>															
LAST 12 Division I GAMES:															
		46	N	Minnesota	78	82				38	A	Rutgers	49	78	
		163	N	Wisconsin	58	56				37	H	Northwestern	65	73	
		79	H	Michigan St.	56	61				224	H	Penn St.	50	54	
		55	A	Michigan	50	81				164	A	Indiana	55	72	
		109	H	Illinois	46	47				38	H	Rutgers	49	58	
		26	A	Ohio St.	60	92				26	H	Ohio St.	71	79	

Non-Div I Games:

Purdue

■ Loss,
■ Non-Conf, S Site,
■ Home
■ Away
N Neutral

Quinnipiac

Through Games Of April 7, 2015

Average RPI Win:	199	WON-LOST	WINNING	LAST 10	STRENGTH OF	OPP. STRENGTH	TEAM	ADJ.	CONF.	ADJ CONF.
Average RPI Loss:	41	RECORD	PCT. RANK	GAMES	SCHEDULE	OF SCHEDULE	RPI	RPI	RPI	RPI
DIV. I ONLY	31- 4	8	9- 1	112	174	30	30	25	25	
DIV. I NON-CONF.	8- 4	87	0- 1	13	23	23	23	24	24	
TOTALS	RPI 1-25	RPI 26-50	W-L RECORDS	RPI 51-100	RPI 101-150	RPI 150+				
31- 4	0- 3	0- 0	OVERALL	3- 0	9- 1	19- 0				
14- 0	0- 0	0- 0	HOME	2- 0	4- 0	8- 0				
13- 1	0- 0	0- 0	AWAY	1- 0	4- 0	8- 0				
4- 3	0- 2	0- 0	NEUTRAL	0- 0	1- 1	3- 0				
8- 4	0- 3	0- 0	NON-CONFERENCE	3- 0	3- 1	2- 0				
4- 0	0- 0	0- 0	HOME	2- 0	2- 0	0- 0				
2- 1	0- 1	0- 0	AWAY	1- 0	1- 0	0- 0				
2- 3	0- 2	0- 0	NEUTRAL	0- 0	0- 1	2- 0				
23- 0	0- 0	0- 0	CONFERENCE	0- 0	6- 0	17- 0				
10- 0	0- 0	0- 0	HOME	0- 0	2- 0	8- 0				
11- 0	0- 0	0- 0	AWAY	0- 0	3- 0	8- 0				
2- 0	0- 0	0- 0	NEUTRAL	0- 0	1- 0	1- 0				

RPI 1-25				RPI 26-50				Team's RPI: 30				RPI 51-100				RPI 101+			
RPI	S	Opponent	Score	RPI	S	Opponent	Score	RPI	S	Opponent	Score	RPI	S	Opponent	Score	RPI	S	Opponent	Score
1	A	Notre Dame	52 112					80	H	Albany (NY)	66 62	101	H	Army	79 64				
18	N	FGCU	65 71					87	A	Saint Joseph's	69 67	108	H	Hampton	87 59				
21	N	Oklahoma	84 111					92	H	Drexel	74 50	123	N	Harvard	83 87				
												133	A	Marist	80 62				
												133	H	Marist	73 55				
												133	N	Marist	72 61				
												145	A	Hartford	70 58				
												147	A	Siena	64 47				
												147	A	Siena	87 62				
												147	H	Siena	78 65				
												178	A	Fairfield	67 66				
												178	H	Fairfield	83 43				
												189	N	Holy Cross	74 67				
												195	A	Iona	79 72				
												195	H	Iona	85 74				
												200	N	Alabama	73 66				
												238	A	Niagara	71 68				
												238	H	Niagara	80 66				
												240	A	Monmouth	87 48				
												240	H	Monmouth	94 53				
												240	N	Monmouth	82 61				
												263	A	Canisius	86 66				
												263	H	Canisius	88 85				
												276	A	Rider	91 53				
												276	H	Rider	96 54				
												321	A	Manhattan	82 71				
LAST 12 Division I GAMES:																			
														</					

Non-Div I Games:

Quinnipiac

Loss, Non-Conf, S Site, H Home A Away N Neutral

RPI	S	Opponent	Score	
321	H	Manhattan	85	51
325	A	Saint Peter's	81	50
325	H	Saint Peter's	82	52

Quinnipiac

Q
u
i
n
n
i
p
i
a
c

Q
u
i
n
n
i
p
i
a
c

Average RPI Win: 276		WON-LOST	WINNING	LAST 10	STRENGTH OF	OPP. STRENGTH	TEAM	ADJ.	CONF.	ADJ CONF.
Average RPI Loss: 155		RECORD	PCT. RANK	GAMES	SCHEDULE	OF SCHEDULE	RPI	RPI	RPI	RPI
DIV. I ONLY		17- 13	122	6- 4	287	318	207	207	28	28
DIV. I NON-CONF.		3- 6	231	0- 1	198	140	235	235	32	32
TOTALS		RPI 1-25	RPI 26-50	W-L RECORDS	RPI 51-100	RPI 101-150	RPI 150+			
17- 13	0- 0		0- 1	OVERALL	0- 4	0- 1	17- 7			
10- 4	0- 0		0- 0	HOME	0- 2	0- 0	10- 2			
7- 8	0- 0		0- 1	AWAY	0- 2	0- 1	7- 4			
0- 1	0- 0		0- 0	NEUTRAL	0- 0	0- 0	0- 1			
3- 6	0- 0		0- 1	NON-CONFERENCE	0- 2	0- 1	3- 2			
2- 2	0- 0		0- 0	HOME	0- 1	0- 0	2- 1			
1- 4	0- 0		0- 1	AWAY	0- 1	0- 1	1- 1			
0- 0	0- 0		0- 0	NEUTRAL	0- 0	0- 0	0- 0			
14- 7	0- 0		0- 0	CONFERENCE	0- 2	0- 0	14- 5			
8- 2	0- 0		0- 0	HOME	0- 1	0- 0	8- 1			
6- 4	0- 0		0- 0	AWAY	0- 1	0- 0	6- 3			
0- 1	0- 0		0- 0	NEUTRAL	0- 0	0- 0	0- 1			

RPI 1-25				RPI 26-50				RPI 51-100				RPI 101+				Team's RPI: 207	
RPI	S	Opponent	Score	RPI	S	Opponent	Score	RPI	S	Opponent	Score	RPI	S	Opponent	Score		
				39	A	Pittsburgh	47 72	64	A	Liberty	39 75	112	A	Virginia	47 75		
								64	H	Liberty	63 72	152	A	High Point	63 83		
								74	A	East Carolina	52 74	152	H	High Point	61 58		
								91	H	Youngstown St.	44 70	174	A	Appalachian St.	68 67		
												196	H	William & Mary	71 81		
												199	A	Winthrop	45 66		
												199	H	Winthrop	55 47		
												201	A	Virginia Tech	60 73		
												206	A	Campbell	62 65		
												206	H	Campbell	67 43		
												242	A	Presbyterian	43 35		
												242	H	Presbyterian	75 68		
												271	H	Norfolk St.	74 65		
												279	A	Gardner-Webb	76 60		
												279	H	Gardner-Webb	59 49		
												279	N	Gardner-Webb	56 70		
												307	A	UNC Asheville	67 65		
												307	H	UNC Asheville	50 47		
												315	H	Wofford	60 59		
												335	A	Coastal Caro.	52 43		
												335	H	Coastal Caro.	42 75		
												343	A	Longwood	78 60		
												343	H	Longwood	55 45		
												348	A	Charleston So.	64 57		
												348	H	Charleston So.	53 51		
LAST 12 Division I GAMES:																	
				74	A	East Carolina	52 74	348	A	Charleston So.	64 57						
				279	N	Gardner-Webb	56 70	343	H	Longwood	55 45						
				152	A	High Point	63 83	242	H	Presbyterian	75 68						
				307	H	UNC Asheville	50 47	335	A	Coastal Caro.	52 43						
				206	H	Campbell	67 43	64	A	Liberty	39 75						
				199	A	Winthrop	45 66	279	H	Gardner-Webb	59 49						

Non-Div I Games: West Virginia St. 52 58

Radford

Loss, Non-Conf, S Site, H Home A Away N Neutral

Rhode Island

Through Games Of April 7, 2015

Average RPI Win:	196	WON-LOST	WINNING	LAST 10	STRENGTH OF	OPP. STRENGTH	TEAM	ADJ.	CONF.	ADJ CONF.
Average RPI Loss:	120	RECORD	PCT. RANK	GAMES	SCHEDULE	OF SCHEDULE	RPI	RPI	RPI	RPI
DIV. I ONLY	17- 13	122	5- 5	165	115	136	136	6	6	
DIV. I NON-CONF.	8- 4	87	0- 0	299	277	176	176	6	6	
TOTALS	RPI 1-25	RPI 26-50	W-L RECORDS	RPI 51-100	RPI 101-150	RPI 150+				
17- 13	0- 2	1- 2	OVERALL	2- 2	1- 1	13- 6				
9- 5	0- 1	1- 0	HOME	2- 2	1- 0	5- 2				
6- 7	0- 1	0- 1	AWAY	0- 0	0- 1	6- 4				
2- 1	0- 0	0- 1	NEUTRAL	0- 0	0- 0	2- 0				
8- 4	0- 0	0- 0	NON-CONFERENCE	0- 1	0- 0	8- 3				
3- 3	0- 0	0- 0	HOME	0- 1	0- 0	3- 2				
4- 1	0- 0	0- 0	AWAY	0- 0	0- 0	4- 1				
1- 0	0- 0	0- 0	NEUTRAL	0- 0	0- 0	1- 0				
9- 9	0- 2	1- 2	CONFERENCE	2- 1	1- 1	5- 3				
6- 2	0- 1	1- 0	HOME	2- 1	1- 0	2- 0				
2- 6	0- 1	0- 1	AWAY	0- 0	0- 1	2- 3				
1- 1	0- 0	0- 1	NEUTRAL	0- 0	0- 0	1- 0				

RPI	S	Opponent	Score	RPI	S	Opponent	Score	RPI	S	Opponent	Score	RPI	S	Opponent	Score	Team's RPI: 136
11	A	Dayton	33 77	44	A	Duquesne	50 60	73	H	Fordham	71 56	141	A	VCU	48 64	
14	H	George Washington	49 59	44	H	Duquesne	62 61	74	H	East Carolina	38 66	150	H	Saint Louis	68 53	
				44	N	Duquesne	53 66	86	H	Richmond	50 54	153	H	Dartmouth	44 54	
								87	H	Saint Joseph's	63 61	157	A	Bryant	60 56	
												162	H	Central Conn. St.	58 46	
												166	A	St. Bonaventure	59 73	
												168	H	Marshall	45 61	
												184	A	La Salle	45 47	
												184	H	La Salle	55 54	
												184	N	La Salle	65 60	
												192	A	Massachusetts	70 78	
												192	H	Massachusetts	70 58	
												219	A	UMass Lowell	75 66	
												231	H	Brown	65 61	
												234	A	George Mason	57 45	
												245	N	Towson	60 49	
												265	A	Davidson	71 62	
												269	A	Providence	63 56	
												288	A	Columbia	69 79	
												309	A	LIU Brooklyn	66 49	
												322	H	Boston U.	56 48	
LAST 12 Division I GAMES:																
				44	N	Duquesne	53 66	73	H	Fordham	71 56					
				184	N	La Salle	65 60	87	H	Saint Joseph's	63 61					
				192	A	Massachusetts	70 78	166	A	St. Bonaventure	59 73					
				150	H	Saint Louis	68 53	192	H	Massachusetts	70 58					
				44	A	Duquesne	50 60	86	H	Richmond	50 54					
				184	A	La Salle	45 47	234	A	George Mason	57 45					

Non-Div I Games:

Rhode Island

■ Loss,
 ■ Non-Conf,
 ■ S Site,
 ■ H Home
 ■ A Away
 N Neutral

Average RPI Win:	258	WON-LOST	WINNING	LAST 10	STRENGTH OF	OPP. STRENGTH	TEAM	ADJ.	CONF.	ADJ CONF.
Average RPI Loss:	141	RECORD	PCT. RANK	GAMES	SCHEDULE	OF SCHEDULE	RPI	RPI	RPI	RPI
DIV. I ONLY	9- 21	277	2- 8	148	230	270	270	17	17	
DIV. I NON-CONF.	5- 6	179	0- 0	87	309	187	187	18	18	
TOTALS	RPI 1-25	RPI 26-50	W-L RECORDS	RPI 51-100	RPI 101-150	RPI 150+				
9- 21	0- 2	0- 2	OVERALL	0- 2	0- 5	9- 10				
8- 8	0- 1	0- 1	HOME	0- 0	0- 2	8- 4				
1- 12	0- 1	0- 1	AWAY	0- 2	0- 2	1- 6				
0- 1	0- 0	0- 0	NEUTRAL	0- 0	0- 1	0- 0				
5- 6	0- 2	0- 1	NON-CONFERENCE	0- 0	0- 1	5- 2				
5- 2	0- 1	0- 0	HOME	0- 0	0- 1	5- 0				
0- 4	0- 1	0- 1	AWAY	0- 0	0- 0	0- 2				
0- 0	0- 0	0- 0	NEUTRAL	0- 0	0- 0	0- 0				
4- 15	0- 0	0- 1	CONFERENCE	0- 2	0- 4	4- 8				
3- 6	0- 0	0- 1	HOME	0- 0	0- 1	3- 4				
1- 8	0- 0	0- 0	AWAY	0- 2	0- 2	1- 4				
0- 1	0- 0	0- 0	NEUTRAL	0- 0	0- 1	0- 0				

RPI 1-25				RPI 26-50				RPI 51-100				RPI 101+ Team's RPI: 270			
RPI	S	Opponent	Score	RPI	S	Opponent	Score	RPI	S	Opponent	Score	RPI	S	Opponent	Score
19	A	Texas	54 77	29	H	Western Ky.	76 83	62	A	Middle Tenn.	61 79	119	A	Old Dominion	68 83
25	H	UALR	40 55	34	A	Texas A&M	55 76	71	A	Southern Miss.	54 65	119	H	Old Dominion	55 62
												119	N	Old Dominion	57 62
												121	A	Louisiana Tech	71 88
												142	H	Stephen F. Austin	59 70
												158	A	Charlotte	59 74
												158	H	Charlotte	59 62
												168	H	Marshall	69 72
												177	A	Texas Southern	63 69
												181	A	UTSA	62 58
												181	H	UTSA	49 60
												187	A	UAB	59 75
												198	H	Lamar	97 63
												212	H	McNeese St.	57 55
												221	H	Fla. Atlantic	70 82
												244	A	UTEP	51 54
												244	H	UTEP	79 62
												251	H	Prairie View	70 58
												257	H	A&M-Corpus Christi	59 54
												283	A	Houston	58 59
												317	H	Alcorn	61 33
												328	A	North Texas	48 53
												328	H	North Texas	58 55
												334	H	FIU	80 59
LAST 12 Division I GAMES:															
				119	N	Old Dominion	57 62					334	H	FIU	80 59
				244	H	UTEP	79 62					187	A	UAB	59 75
				181	H	UTSA	49 60					62	A	Middle Tenn.	61 79
				158	A	Charlotte	59 74					29	H	Western Ky.	76 83
				119	A	Old Dominion	68 83					168	H	Marshall	69 72
				221	H	Fla. Atlantic	70 82					328	H	North Texas	58 55

Non-Div I Games:

Rice

■ Loss,
■ Non-Conf,
■ S Site,
■ H Home
■ A Away
N Neutral

Average RPI Win:	203	WON-LOST	WINNING	LAST 10	STRENGTH OF	OPP. STRENGTH	TEAM	ADJ.	CONF.	ADJ CONF.
Average RPI Loss:	57	RECORD	PCT. RANK	GAMES	SCHEDULE	OF SCHEDULE	RPI	RPI	RPI	RPI
DIV. I ONLY	19- 14	116	4- 6	84	82	86	86	6	6	
DIV. I NON-CONF.	9- 5	95	1- 0	231	149	118	118	6	6	
TOTALS	RPI 1-25	RPI 26-50	W-L RECORDS	RPI 51-100	RPI 101-150	RPI 150+				
19- 14	0- 4	0- 4	OVERALL	1- 4	4- 1	14- 1				
10- 3	0- 2	0- 0	HOME	0- 0	2- 1	8- 0				
8- 8	0- 0	0- 1	AWAY	1- 1	2- 0	5- 0				
1- 3	0- 0	0- 1	NEUTRAL	0- 1	0- 0	1- 1				
9- 5	0- 0	0- 2	NON-CONFERENCE	1- 1	0- 1	8- 1				
4- 1	0- 0	0- 0	HOME	0- 0	0- 1	4- 0				
5- 2	0- 0	0- 1	AWAY	1- 1	0- 0	4- 0				
0- 2	0- 0	0- 1	NEUTRAL	0- 0	0- 0	0- 1				
10- 9	0- 4	0- 2	CONFERENCE	0- 3	4- 0	6- 0				
6- 2	0- 2	0- 0	HOME	0- 0	2- 0	4- 0				
3- 6	0- 2	0- 2	AWAY	0- 2	2- 0	1- 0				
1- 1	0- 0	0- 0	NEUTRAL	0- 1	0- 0	1- 0				

RPI 1-25				RPI 26-50				RPI 51-100 Team's RPI: 86				RPI 101+			
RPI	S	Opponent	Score	RPI	S	Opponent	Score	RPI	S	Opponent	Score	RPI	S	Opponent	Score
11	A	Dayton	41 79	31	A	James Madison	68 79	58	A	Penn	47 49	108	H	Hampton	53 64
11	H	Dayton	62 76	40	N	Arkansas	55 74	72	A	Stetson	67 66	136	A	Rhode Island	54 50
14	A	George Washington	67 77	44	A	Duquesne	47 48	73	A	Fordham	64 65	141	A	VCU	55 49
14	H	George Washington	69 81	44	A	Duquesne	51 58	73	N	Fordham	45 46	141	H	VCU	67 63
								87	A	Saint Joseph's	59 61	150	H	Saint Louis	75 72
												166	H	St. Bonaventure	67 61
												182	H	Wake Forest	79 72
												183	N	Central Mich.	56 61
												184	H	La Salle	72 60
												187	A	UAB	71 65
												192	H	Massachusetts	64 44
												192	N	Massachusetts	67 63
												196	A	William & Mary	59 56
												230	A	UNCW	77 67
												234	H	George Mason	77 49
												265	A	Davidson	56 48
												269	H	Providence	75 59
												285	A	Eastern Ky.	70 56
												296	H	Georgetown	65 57
												343	H	Longwood	80 50
LAST 12 Division I GAMES:															
44	A	Duquesne	47 48	87	A	Saint Joseph's	59 61								
72	A	Stetson	67 66	44	A	Duquesne	51 58								
73	N	Fordham	45 46	184	H	La Salle	72 60								
192	N	Massachusetts	67 63	11	A	Dayton	41 79								
141	A	VCU	55 49	150	H	Saint Louis	75 72								
14	H	George Washington	69 81	141	H	VCU	67 63								

Non-Div I Games:

Richmond

■ Loss,
 ■ Non-Conf,
 ■ S Site,
 ■ Home
 ■ A Away
 N Neutral

Average RPI Win: 244	WON-LOST	WINNING	LAST 10	STRENGTH OF	OPP. STRENGTH	TEAM	ADJ.	CONF.	ADJ CONF.
Average RPI Loss: 197	RECORD	PCT. RANK	GAMES	SCHEDULE	OF SCHEDULE	RPI	RPI	RPI	RPI
DIV. I ONLY	11- 20	258	4- 6	317	250	276	276	25	25
DIV. I NON-CONF.	3- 7	250	0- 0	320	245	283	283	24	24
TOTALS	RPI 1-25	RPI 26-50	W-L RECORDS	RPI 51-100	RPI 101-150	RPI 150+			
11- 20	0- 0	0- 3	OVERALL	0- 0	2- 3	9- 14			
5- 7	0- 0	0- 1	HOME	0- 0	0- 2	5- 4			
6- 11	0- 0	0- 2	AWAY	0- 0	2- 1	4- 8			
0- 2	0- 0	0- 0	NEUTRAL	0- 0	0- 0	0- 2			
3- 7	0- 0	0- 1	NON-CONFERENCE	0- 0	1- 0	2- 6			
1- 1	0- 0	0- 0	HOME	0- 0	0- 0	1- 1			
2- 5	0- 0	0- 1	AWAY	0- 0	1- 0	1- 4			
0- 1	0- 0	0- 0	NEUTRAL	0- 0	0- 0	0- 1			
8- 13	0- 0	0- 2	CONFERENCE	0- 0	1- 3	7- 8			
4- 6	0- 0	0- 1	HOME	0- 0	0- 2	4- 3			
4- 6	0- 0	0- 1	AWAY	0- 0	1- 1	3- 4			
0- 1	0- 0	0- 0	NEUTRAL	0- 0	0- 0	0- 1			

RPI 1-25				RPI 26-50				RPI 51-100				RPI 101+ Team's RPI: 276			
RPI	S	Opponent	Score	RPI	S	Opponent	Score	RPI	S	Opponent	Score	RPI	S	Opponent	Score
				30	A	Quinnipiac	54 96					119	A	Old Dominion	59 56
				30	H	Quinnipiac	53 91					133	A	Marist	46 60
				43	A	Seton Hall	47 66					133	H	Marist	56 65
												147	A	Siena	56 49
												147	H	Siena	43 65
												178	A	Fairfield	40 43
												178	H	Fairfield	47 59
												194	A	Delaware	53 68
												195	A	Iona	85 81
												195	H	Iona	51 71
												211	H	Lafayette	48 66
												224	A	Penn St.	51 85
												234	N	St. Francis Brooklyn	60 71
												238	A	Niagara	33 44
												238	H	Niagara	61 56
												240	A	Monmouth	65 55
												240	H	Monmouth	62 66
												245	A	Towson	51 53
												261	H	UMBC	67 55
												263	A	Canisius	58 56
												263	H	Canisius	52 51
												309	A	LIU Brooklyn	59 56
												321	A	Manhattan	52 55
												321	H	Manhattan	65 40
												324	A	Binghamton	67 72
												325	A	Saint Peter's	49 50
LAST 12 Division I GAMES:															
				325	N	Saint Peter's	54 62					240	A	Monmouth	65 55
				133	H	Marist	56 65					325	H	Saint Peter's	54 49
				30	H	Quinnipiac	53 91					30	A	Quinnipiac	54 96
				238	A	Niagara	33 44					147	H	Siena	43 65
				263	A	Canisius	58 56					263	H	Canisius	52 51
				321	H	Manhattan	65 40					147	A	Siena	56 49

Non-Div I Games:

Rider

■ Loss,
 ■ Non-Conf,
 ■ S Site,
 ■ Home
 ■ A Away
 N Neutral

R
i
d
e
r

Rider
RPI S Opponent Score

Through Games Of April 7, 2015

RPI	S	Opponent	Score
325	H	Saint Peter's	54 49
325	N	Saint Peter's	54 62

R
i
d
e
r

Rider

Average RPI Win:	268	WON-LOST	WINNING	LAST 10	STRENGTH OF	OPP. STRENGTH	TEAM	ADJ.	CONF.	ADJ CONF.
Average RPI Loss:	163	RECORD	PCT. RANK	GAMES	SCHEDULE	OF SCHEDULE	RPI	RPI	RPI	RPI
DIV. I ONLY	17- 15	157	6- 4	259	296	202	202	29	29	
DIV. I NON-CONF.	2- 9	298	0- 0	144	143	241	241	28	28	
TOTALS	RPI 1-25	RPI 26-50	W-L RECORDS	RPI 51-100	RPI 101-150	RPI 150+				
17- 15	0- 1	0- 1	OVERALL	0- 2	0- 2	17- 9				
9- 5	0- 0	0- 1	HOME	0- 1	0- 0	9- 3				
8- 10	0- 1	0- 0	AWAY	0- 1	0- 2	8- 6				
0- 0	0- 0	0- 0	NEUTRAL	0- 0	0- 0	0- 0				
2- 9	0- 1	0- 1	NON-CONFERENCE	0- 2	0- 2	2- 3				
0- 3	0- 0	0- 1	HOME	0- 1	0- 0	0- 1				
2- 6	0- 1	0- 0	AWAY	0- 1	0- 2	2- 2				
0- 0	0- 0	0- 0	NEUTRAL	0- 0	0- 0	0- 0				
15- 6	0- 0	0- 0	CONFERENCE	0- 0	0- 0	15- 6				
9- 2	0- 0	0- 0	HOME	0- 0	0- 0	9- 2				
6- 4	0- 0	0- 0	AWAY	0- 0	0- 0	6- 4				
0- 0	0- 0	0- 0	NEUTRAL	0- 0	0- 0	0- 0				

RPI 1-25				RPI 26-50				RPI 51-100				RPI 101+ Team's RPI: 202			
RPI	S	Opponent	Score	RPI	S	Opponent	Score	RPI	S	Opponent	Score	RPI	S	Opponent	Score
9	A	Iowa	67 85	44	H	Duquesne	57 71	91	H	Youngstown St.	65 73	109	A	Illinois	48 66
								100	A	Hofstra	51 71	138	A	Cornell	59 70
												157	A	Bryant	66 69
												157	A	Bryant	68 62
												157	H	Bryant	87 84
												162	A	Central Conn. St.	46 63
												162	H	Central Conn. St.	60 48
												168	A	Marshall	46 62
												184	H	La Salle	61 75
												191	A	Xavier	65 70
												218	A	Sacred Heart	60 69
												218	H	Sacred Heart	76 65
												234	A	St. Francis Brooklyn	69 64
												234	H	St. Francis Brooklyn	62 77
												234	H	St. Francis Brooklyn	67 64
												261	A	UMBC	84 60
												298	A	Fairleigh Dickinson	69 68
												298	H	Fairleigh Dickinson	89 61
												298	H	Fairleigh Dickinson	71 58
												309	A	LIU Brooklyn	77 58
												309	H	LIU Brooklyn	67 46
												319	A	Mt. St. Mary's	68 44
												319	H	Mt. St. Mary's	66 44
												320	A	Saint Francis (PA)	68 71
												320	H	Saint Francis (PA)	71 60
												323	A	Wagner	86 47
LAST 12 Division I GAMES:															
234	H	St. Francis Brooklyn	62 77	157	A	Bryant	66 69	309	H	LIU Brooklyn	67 46				
157	A	Bryant	68 62	162	H	Central Conn. St.	60 48	309	A	LIU Brooklyn	77 58				
298	H	Fairleigh Dickinson	89 61	298	A	Fairleigh Dickinson	69 68	298	H	Fairleigh Dickinson	71 58				
323	H	Wagner	60 66	218	A	Sacred Heart	60 69								

Non-Div I Games:

Robert Morris

■ Loss,
■ Non-Conf,
■ S Site,
■ H Home
■ A Away
N Neutral

RPI	S	Opponent	Score	
323	H	Wagner	60	66
336	A	Coppin St.	75	58

R
o
b
e
r
t
M
o
r
r
i
s

R
o
b
e
r
t
M
o
r
r
i
s

Robert Morris

Average RPI Win:	147	WON-LOST	WINNING	LAST 10	STRENGTH OF	OPP. STRENGTH	TEAM	ADJ.	CONF.	ADJ CONF.
Average RPI Loss:	22	RECORD	PCT. RANK	GAMES	SCHEDULE	OF SCHEDULE	RPI	RPI	RPI	RPI
DIV. I ONLY	23- 10	53	5- 5	52	13	38	38	4	4	
DIV. I NON-CONF.	10- 3	38	1- 1	116	10	43	43	4	4	
TOTALS	RPI 1-25	RPI 26-50	W-L RECORDS	RPI 51-100	RPI 101-150	RPI 150+				
23- 10	0- 6	4- 3	OVERALL	5- 1	3- 0	11- 0				
11- 4	0- 4	2- 0	HOME	2- 0	2- 0	5- 0				
10- 5	0- 2	1- 2	AWAY	3- 1	1- 0	5- 0				
2- 1	0- 0	1- 1	NEUTRAL	0- 0	0- 0	1- 0				
10- 3	0- 3	2- 0	NON-CONFERENCE	3- 0	0- 0	5- 0				
4- 2	0- 2	0- 0	HOME	1- 0	0- 0	3- 0				
5- 1	0- 1	1- 0	AWAY	2- 0	0- 0	2- 0				
1- 0	0- 0	1- 0	NEUTRAL	0- 0	0- 0	0- 0				
13- 7	0- 3	2- 3	CONFERENCE	2- 1	3- 0	6- 0				
7- 2	0- 2	2- 0	HOME	1- 0	2- 0	2- 0				
5- 4	0- 1	0- 2	AWAY	1- 1	1- 0	3- 0				
1- 1	0- 0	0- 1	NEUTRAL	0- 0	0- 0	1- 0				

RPI 1-25				RPI 26-50				Team's RPI: 38	RPI 51-100				RPI 101+			
RPI	S	Opponent	Score	RPI	S	Opponent	Score		RPI	S	Opponent	Score	RPI	S	Opponent	Score
2	A	UConn	55 91	26	A	Ohio St.	68 85		55	A	Michigan	57 50	109	H	Illinois	80 56
3	H	Tennessee	45 55	37	A	Northwestern	60 80		55	H	Michigan	81 68	139	A	Purdue	58 49
6	A	Maryland	69 80	37	N	Northwestern	57 62		60	A	LSU	64 57	139	H	Purdue	78 49
6	H	Maryland	59 71	40	A	Arkansas	64 52		79	A	Michigan St.	50 60	163	A	Wisconsin	73 63
9	H	Iowa	72 79	41	H	Nebraska	46 43		87	H	Saint Joseph's	76 52	164	A	Indiana	66 51
16	H	North Carolina	93 96	43	N	Seton Hall	79 66		98	A	Temple	88 55	164	H	Indiana	71 60
				46	H	Minnesota	66 61						164	N	Indiana	63 52
LAST 12 Division I GAMES:																
				2	A	UConn	55 91		79	A	Michigan St.	50 60				
				43	N	Seton Hall	79 66		109	H	Illinois	80 56				
				37	N	Northwestern	57 62		139	H	Purdue	78 49				
				164	N	Indiana	63 52		6	A	Maryland	69 80				
				164	H	Indiana	71 60		55	A	Michigan	57 50				
				37	A	Northwestern	60 80		41	H	Nebraska	46 43				

Non-Div I Games:

Rutgers

■ Loss,
■ Non-Conf, S Site,
■ Home
■ Away
N Neutral

SIUE				Through Games Of April 7, 2015						
Average RPI Win:	276	WON-LOST	WINNING	LAST 10	STRENGTH OF	OPP. STRENGTH	TEAM	ADJ.	CONF.	ADJ CONF.
Average RPI Loss:	156	RECORD	PCT. RANK	GAMES	SCHEDULE	OF SCHEDULE	RPI	RPI	RPI	RPI
DIV. I ONLY		19- 12	96	7- 3	318	283	179	179	26	26
DIV. I NON-CONF.		5- 8	214	0- 0	286	234	226	226	26	26

TOTALS	RPI 1-25	RPI 26-50		W-L RECORDS		RPI 51-100	RPI 101-150		RPI 150+	
19- 12	0- 1	0- 0		OVERALL		0- 1	1- 4		18- 6	
9- 2	0- 0	0- 0		HOME		0- 0	1- 1		8- 1	
9- 8	0- 0	0- 0		AWAY		0- 1	0- 3		9- 4	
1- 2	0- 1	0- 0		NEUTRAL		0- 0	0- 0		1- 1	
5- 8	0- 1	0- 0		NON-CONFERENCE		0- 1	1- 2		4- 4	
3- 0	0- 0	0- 0		HOME		0- 0	1- 0		2- 0	
2- 7	0- 0	0- 0		AWAY		0- 1	0- 2		2- 4	
0- 1	0- 1	0- 0		NEUTRAL		0- 0	0- 0		0- 0	
14- 4	0- 0	0- 0		CONFERENCE		0- 0	0- 2		14- 2	
6- 2	0- 0	0- 0		HOME		0- 0	0- 1		6- 1	
7- 1	0- 0	0- 0		AWAY		0- 0	0- 1		7- 0	
1- 1	0- 0	0- 0		NEUTRAL		0- 0	0- 0		1- 1	

RPI 1-25			RPI 26-50			RPI 51-100			RPI 101+ Team's RPI: 179		
RPI	S	Opponent	Score	RPI	S	RPI	S	Opponent	Score		
22	N	Chattanooga	49 59			70	A	Kansas St.	55 81	105	H Drake 74 60
										126	A Missouri St. 69 75
										137	A UT Martin 68 69
										137	H UT Martin 72 79
										150	A Saint Louis 63 74
										154	H Tennessee St. 91 83
										154	N Tennessee St. 59 71
										172	A Belmont 67 52
										181	A UTSA 60 75
										208	H Jacksonville St. 69 72
										216	A Ill.-Chicago 52 63
										217	A IUPUI 76 87
										247	A Morehead St. 62 61
										259	A Northern Ill. 47 69
										260	A Austin Peay 77 62
										260	H Austin Peay 87 67
										260	N Austin Peay 72 69
										284	H Valparaiso 77 65
										285	A Eastern Ky. 71 61
										293	A Omaha 69 54
LAST 12 Division I GAMES:											
				154	N	59	71	331	A	78	69 Murray St.
				260	N	72	69	137	A	68	69 UT Martin
				302	H	72	55	302	A	65	48 Eastern Ill.
				318	H	78	67	260	H	87	67 Austin Peay
				137	H	72	79	331	H	78	52 Murray St.
				260	A	77	62	318	A	60	48 Southeast Mo. St.
										302	H Eastern Ill. 72 55
										318	A Southeast Mo. St. 60 48
										318	H Southeast Mo. St. 78 67
										331	A Murray St. 78 69
										331	H Murray St. 78 52

Non-Div I Games:

SIUE

S
I
U
E

RPI S Opponent Score

Through Games Of April 7, 2015

RPI	S	Opponent	Score	
333	H	Tennessee Tech	83	69
342	A	UMKC	74	58
345	H	Air Force	86	51

S
I
U
E

SIUE

SMU				STRENGTH OF SCHEDULE	OPP. STRENGTH OF SCHEDULE	TEAM RPI	ADJ. RPI	CONF. RPI	ADJ CONF. RPI
Average RPI Win:	253	WON-LOST RECORD	WINNING PCT. RANK						
Average RPI Loss:	103		LAST 10 GAMES						
DIV. I ONLY	7- 23	301	3- 7	100	87	252	252	7	7
DIV. I NON-CONF.	4- 7	222	0- 0	166	142	257	257	7	7

TOTALS	RPI 1-25	RPI 26-50	W-L RECORDS	RPI 51-100	RPI 101-150	RPI 150+			
7- 23	0- 3	0- 3	OVERALL	0- 8	1- 3	6- 6			
4- 12	0- 1	0- 2	HOME	0- 4	1- 2	3- 3			
3- 8	0- 2	0- 1	AWAY	0- 4	0- 1	3- 0			
0- 3	0- 0	0- 0	NEUTRAL	0- 0	0- 0	0- 3			
4- 7	0- 1	0- 1	NON-CONFERENCE	0- 2	1- 1	3- 2			
4- 3	0- 0	0- 1	HOME	0- 1	1- 1	3- 0			
0- 2	0- 1	0- 0	AWAY	0- 1	0- 0	0- 0			
0- 2	0- 0	0- 0	NEUTRAL	0- 0	0- 0	0- 2			
3- 16	0- 2	0- 2	CONFERENCE	0- 6	0- 2	3- 4			
0- 9	0- 1	0- 1	HOME	0- 3	0- 1	0- 3			
3- 6	0- 1	0- 1	AWAY	0- 3	0- 1	3- 0			
0- 1	0- 0	0- 0	NEUTRAL	0- 0	0- 0	0- 1			

RPI 1-25				RPI 26-50				RPI 51-100				RPI 101+ Team's RPI: 252			
RPI	S	Opponent	Score	RPI	S	Opponent	Score	RPI	S	Opponent	Score	RPI	S	Opponent	Score
2	A	UConn	45 96	27	A	South Fla.	59 82	51	A	Tulane	58 60	102	H	Northern Colo.	44 57
2	H	UConn	28 87	27	H	South Fla.	51 72	51	H	Tulane	60 84	116	A	Tulsa	58 74
13	A	Arizona St.	42 77	34	H	Texas A&M	62 70	69	A	TCU	63 73	116	H	Tulsa	59 72
								74	A	East Carolina	53 67	122	H	Eastern Wash.	69 53
								74	H	East Carolina	49 67	151	N	Auburn	43 56
								93	H	Southern California	57 64	185	A	Memphis	60 53
								98	A	Temple	64 77	185	N	Memphis	59 71
								98	H	Temple	39 55	186	N	Indiana St.	55 64
												244	H	UTEP	63 59
												250	H	Cincinnati	46 56
												272	A	UCF	70 60
												272	H	UCF	57 61
												283	A	Houston	68 51
												283	H	Houston	45 63
												328	H	North Texas	62 55
												337	H	Florida A&M	77 46

LAST 12 Division I GAMES:															
185	N	Memphis	59 71	116	H	Tulsa	59 72								
185	A	Memphis	60 53	27	H	South Fla.	51 72								
250	H	Cincinnati	46 56	272	A	UCF	70 60								
98	H	Temple	39 55	51	H	Tulane	60 84								
283	A	Houston	68 51	116	A	Tulsa	58 74								
74	A	East Carolina	53 67	272	H	UCF	57 61								

Non-Div I Games:

SMU

■ Loss,
 ■ Non-Conf,
 ■ S Site,
 ■ H Home
 ■ A Away
 N Neutral

Sacramento St.

Through Games Of April 7, 2015

Average RPI Win:	201	WON-LOST	WINNING	LAST 10	STRENGTH OF	OPP. STRENGTH	TEAM	ADJ.	CONF.	ADJ CONF.
Average RPI Loss:	114	RECORD	PCT. RANK	GAMES	SCHEDULE	OF SCHEDULE	RPI	RPI	RPI	RPI
DIV. I ONLY	18- 16	160	7- 3	115	154	117	117	19	19	
DIV. I NON-CONF.	3- 10	285	1- 1	64	54	194	194	17	17	
TOTALS	RPI 1-25	RPI 26-50	W-L RECORDS	RPI 51-100	RPI 101-150	RPI 150+				
18- 16	0- 2	0- 0	OVERALL	1- 6	4- 3	13- 5				
11- 3	0- 0	0- 0	HOME	0- 1	3- 1	8- 1				
6- 12	0- 2	0- 0	AWAY	1- 5	1- 1	4- 4				
1- 1	0- 0	0- 0	NEUTRAL	0- 0	0- 1	1- 0				
3- 10	0- 2	0- 0	NON-CONFERENCE	1- 5	1- 0	1- 3				
2- 2	0- 0	0- 0	HOME	0- 1	1- 0	1- 1				
1- 8	0- 2	0- 0	AWAY	1- 4	0- 0	0- 2				
0- 0	0- 0	0- 0	NEUTRAL	0- 0	0- 0	0- 0				
15- 6	0- 0	0- 0	CONFERENCE	0- 1	3- 3	12- 2				
9- 1	0- 0	0- 0	HOME	0- 0	2- 1	7- 0				
5- 4	0- 0	0- 0	AWAY	0- 1	1- 1	4- 2				
1- 1	0- 0	0- 0	NEUTRAL	0- 0	0- 1	1- 0				

RPI 1-25				RPI 26-50				RPI 51-100				RPI 101+ Team's RPI: 117			
RPI	S	Opponent	Score	RPI	S	Opponent	Score	RPI	S	Opponent	Score	RPI	S	Opponent	Score
20	A	Oregon St.	61 109					52	A	St. Mary's (CA)	91 99	102	A	Northern Colo.	76 78
24	A	California	94 107					52	H	St. Mary's (CA)	69 77	102	H	Northern Colo.	76 71
								53	A	UCLA	83 92	102	N	Northern Colo.	79 81
								75	A	CSUN	66 81	115	H	New Mexico St.	93 85
								82	A	Pacific	87 79	122	A	Eastern Wash.	73 67
								83	A	Montana	86 94	122	H	Eastern Wash.	84 49
								93	A	Southern California	99 101	122	H	Eastern Wash.	79 80
												156	H	UC Davis	82 90
												169	A	Montana St.	64 91
												169	N	Montana St.	78 62
												180	A	North Dakota	64 62
												180	H	North Dakota	93 86
												190	A	Idaho	107 89
												190	H	Idaho	92 84
												225	A	San Diego St.	91 99
												227	A	San Jose St.	94 102
												239	H	Idaho St.	84 53
												254	A	Southern Utah	69 67
												254	H	Southern Utah	107 73
												258	H	Weber St.	108 65
												267	A	Northern Ariz.	60 64
												267	H	Northern Ariz.	105 81
												278	H	Utah St.	102 92
												310	A	Portland St.	92 60
												310	H	Portland St.	123 77
LAST 12 Division I GAMES:															
				52	H	St. Mary's (CA)	69 77					254	H	Southern Utah	107 73
				122	H	Eastern Wash.	84 49					310	H	Portland St.	123 77
				82	A	Pacific	87 79					180	A	North Dakota	64 62
				102	N	Northern Colo.	79 81					102	A	Northern Colo.	76 78
				169	N	Montana St.	78 62					190	H	Idaho	92 84
				267	H	Northern Ariz.	105 81					122	H	Eastern Wash.	79 80

Non-Div I Games:

Sacramento St.

■ Loss,
■ Non-Conf,
■ S Site,
■ Home
■ A Away
N Neutral

[illegible]

Sacred Heart

Page 277

Average RPI Win:	275	WON-LOST	WINNING	LAST 10	STRENGTH OF	OPP. STRENGTH	TEAM	ADJ.	CONF.	ADJ CONF.
Average RPI Loss:	189	RECORD	PCT. RANK	GAMES	SCHEDULE	OF SCHEDULE	RPI	RPI	RPI	RPI
DIV. I ONLY	6- 23	311	3- 7	249	280	320	320	29	29	
DIV. I NON-CONF.	1- 10	329	0- 0	107	102	285	285	28	28	
TOTALS	RPI 1-25	RPI 26-50	W-L RECORDS	RPI 51-100	RPI 101-150	RPI 150+				
6- 23	0- 1	0- 3	OVERALL	0- 1	0- 2	6- 16				
4- 10	0- 0	0- 0	HOME	0- 0	0- 2	4- 8				
1- 13	0- 1	0- 3	AWAY	0- 1	0- 0	1- 8				
1- 0	0- 0	0- 0	NEUTRAL	0- 0	0- 0	1- 0				
1- 10	0- 1	0- 3	NON-CONFERENCE	0- 1	0- 2	1- 3				
0- 5	0- 0	0- 0	HOME	0- 0	0- 2	0- 3				
0- 5	0- 1	0- 3	AWAY	0- 1	0- 0	0- 0				
1- 0	0- 0	0- 0	NEUTRAL	0- 0	0- 0	1- 0				
5- 13	0- 0	0- 0	CONFERENCE	0- 0	0- 0	5- 13				
4- 5	0- 0	0- 0	HOME	0- 0	0- 0	4- 5				
1- 8	0- 0	0- 0	AWAY	0- 0	0- 0	1- 8				
0- 0	0- 0	0- 0	NEUTRAL	0- 0	0- 0	0- 0				

RPI 1-25				RPI 26-50				RPI 51-100				RPI 101+ Team's RPI: 320			
RPI	S	Opponent	Score	RPI	S	Opponent	Score	RPI	S	Opponent	Score	RPI	S	Opponent	Score
3	A	Tennessee	44 111	26	A	Ohio St.	97 113	65	A	West Virginia	46 101	120	H	East Tenn. St.	63 79
				39	A	Pittsburgh	59 97					129	H	Buffalo	80 88
				44	A	Duquesne	52 92					157	A	Bryant	83 87
												157	H	Bryant	71 73
												162	A	Central Conn. St.	59 72
												162	H	Central Conn. St.	61 48
												202	A	Robert Morris	60 71
												202	H	Robert Morris	71 68
												218	A	Sacred Heart	77 82
												218	H	Sacred Heart	90 101
												234	A	St. Francis Brooklyn	55 71
												234	H	St. Francis Brooklyn	55 70
												234	H	George Mason	77 86
												263	H	Canisius	74 87
												298	A	Fairleigh Dickinson	63 78
												298	H	Fairleigh Dickinson	65 78
												299	H	Bowling Green	62 76
												309	A	LIU Brooklyn	79 84
												309	H	LIU Brooklyn	87 75
												319	A	Mt. St. Mary's	64 74
												319	H	Mt. St. Mary's	90 87
												323	A	Wagner	87 74
												323	H	Wagner	60 76
												335	N	Coastal Caro.	75 72
LAST 12 Division I GAMES:															
319	H	Mt. St. Mary's	90 87	298	A	Fairleigh Dickinson	63 78								
202	A	Robert Morris	60 71	309	A	LIU Brooklyn	79 84								
162	A	Central Conn. St.	59 72	157	H	Bryant	71 73								
234	A	St. Francis Brooklyn	55 71	298	H	Fairleigh Dickinson	65 78								
162	H	Central Conn. St.	61 48	323	A	Wagner	87 74								
309	H	LIU Brooklyn	87 75	319	A	Mt. St. Mary's	64 74								

Non-Div I Games:

Saint Francis (PA)

■ Loss,
 ■ Non-Conf,
 ■ S Site,
 ■ Home
 ■ A Away
 N Neutral

Saint Joseph's

Through Games Of April 7, 2015

Average RPI Win:	154	WON-LOST	WINNING	LAST 10	STRENGTH OF	OPP. STRENGTH	TEAM	ADJ.	CONF.	ADJ CONF.
Average RPI Loss:	67	RECORD	PCT. RANK	GAMES	SCHEDULE	OF SCHEDULE	RPI	RPI	RPI	RPI
DIV. I ONLY	13- 17	219	6- 4	12	73	87	87	6	6	
DIV. I NON-CONF.	4- 8	231	0- 0	3	62	83	83	6	6	
TOTALS	RPI 1-25	RPI 26-50	W-L RECORDS	RPI 51-100	RPI 101-150	RPI 150+				
13- 17	0- 4	1- 4	OVERALL	4- 5	1- 3	7- 1				
9- 4	0- 0	1- 1	HOME	4- 1	1- 1	3- 1				
2- 12	0- 3	0- 3	AWAY	0- 4	0- 2	2- 0				
2- 1	0- 1	0- 0	NEUTRAL	0- 0	0- 0	2- 0				
4- 8	0- 1	0- 3	NON-CONFERENCE	3- 3	0- 1	1- 0				
3- 2	0- 0	0- 1	HOME	3- 0	0- 1	0- 0				
0- 6	0- 1	0- 2	AWAY	0- 3	0- 0	0- 0				
1- 0	0- 0	0- 0	NEUTRAL	0- 0	0- 0	1- 0				
9- 9	0- 3	1- 1	CONFERENCE	1- 2	1- 2	6- 1				
6- 2	0- 0	1- 0	HOME	1- 1	1- 0	3- 1				
2- 6	0- 2	0- 1	AWAY	0- 1	0- 2	2- 0				
1- 1	0- 1	0- 0	NEUTRAL	0- 0	0- 0	1- 0				

RPI 1-25				RPI 26-50				RPI 51-100 Team's RPI: 87				RPI 101+			
RPI	S	Opponent	Score	RPI	S	Opponent	Score	RPI	S	Opponent	Score	RPI	S	Opponent	Score
1	A	Notre Dame	50 64	30	H	Quinnipiac	67 69	58	A	Penn	51 65	106	H	Lehigh	71 73
11	A	Dayton	64 82	38	A	Rutgers	52 76	63	H	Villanova	58 54	136	A	Rhode Island	61 63
11	N	Dayton	61 80	43	A	Seton Hall	60 77	64	A	Liberty	75 76	141	H	VCU	63 46
14	A	George Washington	69 83	44	A	Duquesne	54 63	73	A	Fordham	47 57	150	A	Saint Louis	51 52
				44	H	Duquesne	60 49	73	H	Fordham	47 48	166	H	St. Bonaventure	66 48
								75	H	CSUN	61 54	184	A	La Salle	67 55
								86	H	Richmond	61 59	184	H	La Salle	70 64
								92	A	Drexel	63 76	192	H	Massachusetts	47 65
								98	H	Temple	78 74	234	H	George Mason	82 51
LAST 12 Division I GAMES:															
		11 N Dayton	61 80			11 A Dayton	64 82								
		234 N George Mason	71 43			136 A Rhode Island	61 63								
		184 A La Salle	67 55			73 H Fordham	47 48								
		44 H Duquesne	60 49			184 H La Salle	70 64								
		86 H Richmond	61 59			265 A Davidson	57 52								
		234 H George Mason	82 51			150 A Saint Louis	51 52								

Non-Div I Games:

Saint Joseph's

■ Loss,
 ■ Non-Conf,
 ■ S Site,
 ■ H Home
 ■ A Away
 N Neutral

Saint Louis

Through Games Of April 7, 2015

Average RPI Win:	183	WON-LOST	WINNING	LAST 10	STRENGTH OF	OPP. STRENGTH	TEAM	ADJ.	CONF.	ADJ CONF.
Average RPI Loss:	129	RECORD	PCT. RANK	GAMES	SCHEDULE	OF SCHEDULE	RPI	RPI	RPI	RPI
DIV. I ONLY	14- 16	200	4- 6	118	114	150	150	6	6	
DIV. I NON-CONF.	6- 6	152	0- 0	234	293	182	182	6	6	
TOTALS	RPI 1-25	RPI 26-50	W-L RECORDS	RPI 51-100	RPI 101-150	RPI 150+				
14- 16	1- 3	0- 1	OVERALL	2- 3	3- 2	8- 7				
6- 6	1- 1	0- 0	HOME	2- 0	1- 1	2- 4				
6- 8	0- 1	0- 1	AWAY	0- 3	1- 1	5- 2				
2- 2	0- 1	0- 0	NEUTRAL	0- 0	1- 0	1- 1				
6- 6	0- 0	0- 0	NON-CONFERENCE	0- 2	2- 0	4- 4				
2- 2	0- 0	0- 0	HOME	0- 0	1- 0	1- 2				
3- 3	0- 0	0- 0	AWAY	0- 2	1- 0	2- 1				
1- 1	0- 0	0- 0	NEUTRAL	0- 0	0- 0	1- 1				
8- 10	1- 3	0- 1	CONFERENCE	2- 1	1- 2	4- 3				
4- 4	1- 1	0- 0	HOME	2- 0	0- 1	1- 2				
3- 5	0- 1	0- 1	AWAY	0- 1	0- 1	3- 1				
1- 1	0- 1	0- 0	NEUTRAL	0- 0	1- 0	0- 0				

RPI	S	Opponent	Score	RPI	S	Opponent	Score	RPI	S	Opponent	Score	RPI	S	Opponent	Score	Team's RPI: 150
11	A	Dayton	72 87	44	A	Duquesne	64 77	67	A	Vanderbilt	57 75	116	A	Tulsa	63 58	
11	H	Dayton	68 95					73	H	Fordham	54 50	130	H	Ball St.	73 68	
14	H	George Washington	79 61					86	A	Richmond	72 75	136	A	Rhode Island	53 68	
14	N	George Washington	63 77					87	H	Saint Joseph's	52 51	141	H	VCU	54 59	
								90	A	Missouri	55 74	141	N	VCU	65 58	
												166	H	St. Bonaventure	55 57	
												173	H	Mercer	75 80	
												179	H	SIUE	74 63	
												184	A	La Salle	76 47	
												186	A	Indiana St.	60 63	
												186	H	Indiana St.	58 68	
												192	A	Massachusetts	75 67	
												234	A	George Mason	57 66	
												234	H	George Mason	82 59	
												260	N	Austin Peay	81 86	
												265	A	Davidson	77 59	
												265	H	Davidson	50 53	
												302	A	Eastern Ill.	63 49	
												318	A	Southeast Mo. St.	74 56	
												330	N	Utah Valley	68 66	
LAST 12 Division I GAMES:																
14	N	George Washington	63 77	265	A	Davidson	77 59									
141	N	VCU	65 58	14	H	George Washington	79 61									
11	H	Dayton	68 95	86	A	Richmond	72 75									
136	A	Rhode Island	53 68	11	A	Dayton	72 87									
234	H	George Mason	82 59	87	H	Saint Joseph's	52 51									
166	H	St. Bonaventure	55 57	73	H	Fordham	54 50									

Non-Div I Games: Mo.-St. Louis 68 49

Saint Louis

Loss, Non-Conf, S Site, H Home A Away N Neutral

Saint Peter's

Through Games Of April 7, 2015

Average RPI Win:	249	WON-LOST	WINNING	LAST 10	STRENGTH OF	OPP. STRENGTH	TEAM	ADJ.	CONF.	ADJ CONF.
Average RPI Loss:	189	RECORD	PCT. RANK	GAMES	SCHEDULE	OF SCHEDULE	RPI	RPI	RPI	RPI
DIV. I ONLY	5- 26	330	3- 7	245	273	325	325	25	25	
DIV. I NON-CONF.	0- 9	339	0- 0	221	294	340	340	24	24	
TOTALS	RPI 1-25	RPI 26-50	W-L RECORDS	RPI 51-100	RPI 101-150	RPI 150+				
5- 26	0- 0	0- 3	OVERALL	0- 0	1- 6	4- 17				
3- 11	0- 0	0- 1	HOME	0- 0	1- 3	2- 7				
1- 13	0- 0	0- 0	AWAY	0- 0	0- 0	1- 2				
1- 2	0- 0	0- 0	NEUTRAL	0- 0	0- 1	1- 1				
0- 9	0- 0	0- 1	NON-CONFERENCE	0- 0	0- 2	0- 6				
0- 4	0- 0	0- 0	HOME	0- 0	0- 2	0- 2				
0- 4	0- 0	0- 1	AWAY	0- 0	0- 0	0- 3				
0- 1	0- 0	0- 0	NEUTRAL	0- 0	0- 0	0- 1				
5- 17	0- 0	0- 2	CONFERENCE	0- 0	1- 4	4- 11				
3- 7	0- 0	0- 1	HOME	0- 0	1- 1	2- 5				
1- 9	0- 0	0- 1	AWAY	0- 0	0- 2	1- 6				
1- 1	0- 0	0- 0	NEUTRAL	0- 0	0- 1	1- 0				

RPI 1-25			RPI 26-50			RPI 51-100			RPI 101+ Team's RPI: 325		
RPI	S	Opponent	Score	RPI	S	Opponent	Score	RPI	S	Opponent	Score
				30	A	Quinnipiac	52 82	106	H	Lehigh	58 70
				30	H	Quinnipiac	50 81	128	H	Yale	45 53
				43	A	Seton Hall	45 75	133	A	Marist	51 77
								133	H	Marist	66 58
								133	N	Marist	57 62
								147	A	Siena	47 64
								147	H	Siena	40 65
								178	A	Fairfield	46 57
								178	H	Fairfield	47 57
								193	A	Stony Brook	40 56
								195	A	Iona	43 77
								195	H	Iona	65 67
								197	A	Navy	35 71
								211	H	Lafayette	34 49
								234	N	St. Francis Brooklyn	36 48
								238	A	Niagara	40 73
								238	H	Niagara	65 58
								240	A	Monmouth	56 64
								240	H	Monmouth	52 67
								263	A	Canisius	50 75
								263	H	Canisius	45 57
								276	A	Rider	49 54
								276	H	Rider	50 49
								276	N	Rider	62 54
								286	A	Loyola Maryland	49 59
								298	H	Fairleigh Dickinson	59 76
LAST 12 Division I GAMES:											
				133	N	Marist	57 62	240	A	Monmouth	56 64
				276	N	Rider	62 54	195	H	Iona	65 67
				147	A	Siena	47 64	276	A	Rider	49 54
				133	H	Marist	66 58	321	A	Manhattan	68 58
				321	H	Manhattan	66 69	240	H	Monmouth	52 67
				30	A	Quinnipiac	52 82	30	H	Quinnipiac	50 81

Non-Div I Games:

Saint Peter's

■ Loss,
 ■ Non-Conf,
 ■ S Site,
 ■ Home
 ■ A Away
 N Neutral

S
a
i
n
t
P
e
t
e
r
'
s

RPI S Saint Peter's Score

Through Games Of April 7, 2015

RPI	S	Opponent	Score	
321	A	Manhattan	68	58
321	H	Manhattan	66	69

S
a
i
n
t
P
e
t
e
r
'
s

Saint Peter's

Average RPI Win:	245	WON-LOST	WINNING	LAST 10	STRENGTH OF	OPP. STRENGTH	TEAM	ADJ.	CONF.	ADJ CONF.
Average RPI Loss:	192	RECORD	PCT. RANK	GAMES	SCHEDULE	OF SCHEDULE	RPI	RPI	RPI	RPI
DIV. I ONLY	6- 21	306	1- 9	189	311	295	295	27	27	
DIV. I NON-CONF.	1- 8	322	0- 0	84	207	281	281	27	27	
TOTALS	RPI 1-25	RPI 26-50	W-L RECORDS	RPI 51-100	RPI 101-150	RPI 150+				
6- 21	0- 0	0- 2	OVERALL	0- 3	1- 2	5- 14				
4- 7	0- 0	0- 0	HOME	0- 0	1- 0	3- 7				
2- 12	0- 0	0- 2	AWAY	0- 2	0- 2	2- 6				
0- 2	0- 0	0- 0	NEUTRAL	0- 1	0- 0	0- 1				
1- 8	0- 0	0- 2	NON-CONFERENCE	0- 3	0- 1	1- 2				
1- 1	0- 0	0- 0	HOME	0- 0	0- 0	1- 1				
0- 5	0- 0	0- 2	AWAY	0- 2	0- 1	0- 0				
0- 2	0- 0	0- 0	NEUTRAL	0- 1	0- 0	0- 1				
5- 13	0- 0	0- 0	CONFERENCE	0- 0	1- 1	4- 12				
3- 6	0- 0	0- 0	HOME	0- 0	1- 0	2- 6				
2- 7	0- 0	0- 0	AWAY	0- 0	0- 1	2- 6				
0- 0	0- 0	0- 0	NEUTRAL	0- 0	0- 0	0- 0				

RPI S	Opponent	Score	RPI S	Opponent	Score	RPI S	Opponent	Score	RPI S	Opponent	Score	Team's RPI: 295
42	A Wichita St.	46 70	60	A LSU	45 71	127	A La.-Lafayette	46 65				
48	A South Dakota St.	49 60	69	A TCU	55 79	142	A Stephen F. Austin	65 79				
			93	N Southern California	67 88	142	H Stephen F. Austin	65 64				
						176	H Northwestern St.	57 66				
						177	H Texas Southern	61 54				
						198	A Lamar	73 92				
						198	H Lamar	68 87				
						212	H McNeese St.	74 79				
						215	A Nicholls St.	64 67				
						251	H Prairie View	53 70				
						253	A Central Ark.	63 66				
						253	H Central Ark.	56 64				
						255	A Houston Baptist	61 66				
						255	H Houston Baptist	74 67				
						256	A Abilene Christian	63 58				
						256	H Abilene Christian	48 63				
						257	A A&M-Corpus Christi	52 60				
						257	H A&M-Corpus Christi	50 63				
						300	A New Orleans	75 59				
						327	A Southeastern La.	76 78				
						337	N Florida A&M	67 69				
						340	H Incarnate Word	59 55				
LAST 12 Division I GAMES:												
142	A Stephen F. Austin	65 79	256	H Abilene Christian	48 63							
198	A Lamar	73 92	257	H A&M-Corpus Christi	50 63							
257	A A&M-Corpus Christi	52 60	255	H Houston Baptist	74 67							
253	H Central Ark.	56 64	198	H Lamar	68 87							
253	A Central Ark.	63 66	142	H Stephen F. Austin	65 64							
255	A Houston Baptist	61 66	256	A Abilene Christian	63 58							

Non-Div I Games: Wiley 48 65

Sam Houston St.

Average RPI Win:	251	WON-LOST	WINNING	LAST 10	STRENGTH OF	OPP. STRENGTH	TEAM	ADJ.	CONF.	ADJ CONF.
Average RPI Loss:	118	RECORD	PCT. RANK	GAMES	SCHEDULE	OF SCHEDULE	RPI	RPI	RPI	RPI
DIV. I ONLY	14- 15	190	4- 6	219	183	204	204	20	20	
DIV. I NON-CONF.	6- 8	195	0- 0	241	131	209	209	22	22	
TOTALS	RPI 1-25	RPI 26-50	W-L RECORDS	RPI 51-100	RPI 101-150	RPI 150+				
14- 15	0- 2	0- 0	OVERALL	0- 3	2- 3	12- 7				
10- 2	0- 1	0- 0	HOME	0- 0	2- 0	8- 1				
3- 11	0- 1	0- 0	AWAY	0- 2	0- 3	3- 5				
1- 2	0- 0	0- 0	NEUTRAL	0- 1	0- 0	1- 1				
6- 8	0- 0	0- 0	NON-CONFERENCE	0- 3	1- 2	5- 3				
5- 0	0- 0	0- 0	HOME	0- 0	1- 0	4- 0				
0- 7	0- 0	0- 0	AWAY	0- 2	0- 2	0- 3				
1- 1	0- 0	0- 0	NEUTRAL	0- 1	0- 0	1- 0				
8- 7	0- 2	0- 0	CONFERENCE	0- 0	1- 1	7- 4				
5- 2	0- 1	0- 0	HOME	0- 0	1- 0	4- 1				
3- 4	0- 1	0- 0	AWAY	0- 0	0- 1	3- 2				
0- 1	0- 0	0- 0	NEUTRAL	0- 0	0- 0	0- 1				

RPI 1-25				RPI 26-50				RPI 51-100				RPI 101+ Team's RPI: 204			
RPI	S	Opponent	Score	RPI	S	Opponent	Score	RPI	S	Opponent	Score	RPI	S	Opponent	Score
22	A	Chattanooga	32 49					51	A	Tulane	56 58	104	A	Kansas	44 66
22	H	Chattanooga	49 56					53	N	UCLA	52 71	114	A	Troy	67 76
								70	A	Kansas St.	41 60	120	A	East Tenn. St.	46 48
												120	H	East Tenn. St.	69 46
												137	H	UT Martin	79 75
												151	A	Auburn	41 64
												155	A	Furman	44 64
												155	H	Furman	76 65
												155	N	Furman	54 65
												173	A	Mercer	65 70
												173	H	Mercer	59 74
												185	A	Memphis	48 64
												187	H	UAB	70 41
												224	N	Penn St.	59 56
												228	A	Georgia St.	56 61
												243	H	North Florida	81 47
												246	H	Alabama St.	56 43
												301	A	Western Caro.	60 50
												301	H	Western Caro.	68 52
												311	A	UNCG	62 56
												311	H	UNCG	88 66
												315	A	Wofford	68 43
												315	H	Wofford	69 50
												346	H	Alabama A&M	61 50
LAST 12 Division I GAMES:															
155	N	Furman	54 65	311	H	UNCG	88 66								
173	A	Mercer	65 70	315	H	Wofford	69 50								
120	H	East Tenn. St.	69 46	173	H	Mercer	59 74								
22	H	Chattanooga	49 56	120	A	East Tenn. St.	46 48								
155	A	Furman	44 64	22	A	Chattanooga	32 49								
315	A	Wofford	68 43	301	H	Western Caro.	68 52								

Non-Div I Games: Aub.-Montgomery 62 36

Samford

■ Loss,
 ■ Non-Conf,
 ■ S Site,
 ■ Home
 ■ Away
 N Neutral

Average RPI Win:	196	WON-LOST	WINNING	LAST 10	STRENGTH OF	OPP. STRENGTH	TEAM	ADJ.	CONF.	ADJ CONF.
Average RPI Loss:	63	RECORD	PCT. RANK	GAMES	SCHEDULE	OF SCHEDULE	RPI	RPI	RPI	RPI
DIV. I ONLY	24- 7	26	7- 3	194	103	65	65	9	9	
DIV. I NON-CONF.	9- 2	28	1- 1	257	148	96	96	8	8	
TOTALS	RPI 1-25	RPI 26-50	W-L RECORDS	RPI 51-100	RPI 101-150	RPI 150+				
24- 7	0- 0	1- 1	OVERALL	3- 5	3- 1	17- 0				
13- 3	0- 0	1- 0	HOME	2- 3	2- 0	8- 0				
10- 3	0- 0	0- 1	AWAY	1- 2	1- 0	8- 0				
1- 1	0- 0	0- 0	NEUTRAL	0- 0	0- 1	1- 0				
9- 2	0- 0	0- 0	NON-CONFERENCE	0- 2	1- 0	8- 0				
5- 2	0- 0	0- 0	HOME	0- 2	1- 0	4- 0				
4- 0	0- 0	0- 0	AWAY	0- 0	0- 0	4- 0				
0- 0	0- 0	0- 0	NEUTRAL	0- 0	0- 0	0- 0				
15- 5	0- 0	1- 1	CONFERENCE	3- 3	2- 1	9- 0				
8- 1	0- 0	1- 0	HOME	2- 1	1- 0	4- 0				
6- 3	0- 0	0- 1	AWAY	1- 2	1- 0	4- 0				
1- 1	0- 0	0- 0	NEUTRAL	0- 0	0- 1	1- 0				

RPI S	Opponent	Score	RPI S	Opponent	Score	RPI S	Opponent	Score	RPI S	Opponent	Score
33	A Gonzaga	49 67	33	H Gonzaga	75 62	52	A St. Mary's (CA)	66 68	113	H Long Beach St.	63 56
						52	H St. Mary's (CA)	56 57	140	A San Francisco	74 69
						53	H UCLA	58 63	140	H San Francisco	56 55
						54	A BYU	50 54	140	N San Francisco	57 65
						54	H BYU	69 59	153	H Dartmouth	78 53
						57	H Fresno St.	88 93	169	H Montana St.	79 64
						82	A Pacific	63 53	190	A Idaho	58 52
						82	H Pacific	56 52	214	H Cal St. Fullerton	60 54
									223	A Santa Clara	64 61
									223	H Santa Clara	72 59
									223	N Santa Clara	51 42
									225	H San Diego St.	66 44
									233	A Pepperdine	68 64
									233	H Pepperdine	72 55
									258	A Weber St.	59 50
									273	A Loyola Marymount	67 59
									273	H Loyola Marymount	68 49
									277	A UC Irvine	87 64
									292	A Portland	87 65
									292	H Portland	80 72
									303	A Seattle	59 54
LAST 12 Division I GAMES:											
53	H UCLA	58 63	54	H BYU	69 59						
113	H Long Beach St.	63 56	52	A St. Mary's (CA)	66 68						
140	N San Francisco	57 65	82	A Pacific	63 53						
223	N Santa Clara	51 42	233	H Pepperdine	72 55						
292	H Portland	80 72	273	H Loyola Marymount	68 49						
33	H Gonzaga	75 62	140	A San Francisco	74 69						

Non-Div I Games: Cal St. San Marcos 82 42

San Diego

■ Loss,
 ■ Non-Conf,
 ■ S Site,
 ■ Home
 ■ A Away
 N Neutral

Average RPI Win:	252	WON-LOST	WINNING	LAST 10	STRENGTH OF	OPP. STRENGTH	TEAM	ADJ.	CONF.	ADJ CONF.
Average RPI Loss:	112	RECORD	PCT. RANK	GAMES	SCHEDULE	OF SCHEDULE	RPI	RPI	RPI	RPI
DIV. I ONLY	12- 19	244	4- 6	144	192	225	225	22	22	
DIV. I NON-CONF.	3- 8	262	0- 0	54	115	202	202	21	21	
TOTALS	RPI 1-25	RPI 26-50	W-L RECORDS	RPI 51-100	RPI 101-150	RPI 150+				
12- 19	0- 1	0- 1	OVERALL	0- 7	2- 6	10- 4				
8- 6	0- 0	0- 1	HOME	0- 3	2- 2	6- 0				
2- 11	0- 1	0- 0	AWAY	0- 3	0- 3	2- 4				
2- 2	0- 0	0- 0	NEUTRAL	0- 1	0- 1	2- 0				
3- 8	0- 1	0- 1	NON-CONFERENCE	0- 3	1- 2	2- 1				
2- 3	0- 0	0- 1	HOME	0- 1	1- 1	1- 0				
0- 4	0- 1	0- 0	AWAY	0- 1	0- 1	0- 1				
1- 1	0- 0	0- 0	NEUTRAL	0- 1	0- 0	1- 0				
9- 11	0- 0	0- 0	CONFERENCE	0- 4	1- 4	8- 3				
6- 3	0- 0	0- 0	HOME	0- 2	1- 1	5- 0				
2- 7	0- 0	0- 0	AWAY	0- 2	0- 2	2- 3				
1- 1	0- 0	0- 0	NEUTRAL	0- 0	0- 1	1- 0				

RPI 1-25				RPI 26-50				RPI 51-100				RPI 101+ Team's RPI: 225			
RPI	S	Opponent	Score	RPI	S	Opponent	Score	RPI	S	Opponent	Score	RPI	S	Opponent	Score
4	A	South Carolina	38 89	36	H	Washington	48 69	55	N	Michigan	50 70	110	A	New Mexico	53 62
								57	A	Fresno St.	50 57	110	H	New Mexico	47 63
								57	H	Fresno St.	44 56	110	N	New Mexico	56 57
								65	A	San Diego	44 66	111	A	Boise St.	58 64
								75	H	CSUN	54 65	111	H	Boise St.	57 40
								96	A	Colorado St.	42 65	113	H	Long Beach St.	62 74
								96	H	Colorado St.	36 49	117	H	Sacramento St.	99 91
												148	A	UC Riverside	54 64
												155	A	Furman	43 60
												213	A	Wyoming	66 74
												213	H	Wyoming	57 54
												227	H	San Jose St.	71 61
												237	A	UNLV	47 64
												237	H	UNLV	76 61
												239	N	Idaho St.	68 53
												278	A	Utah St.	70 59
												287	A	Nevada	44 50
												287	H	Nevada	57 49
												287	N	Nevada	70 48
												332	H	UC Santa Barbara	64 58
												345	A	Air Force	74 65
												345	H	Air Force	70 47
LAST 12 Division I GAMES:															
				110	N	New Mexico	56 57	110	H	New Mexico	47 63				
				287	N	Nevada	70 48	96	A	Colorado St.	42 65				
				287	A	Nevada	44 50	213	A	Wyoming	66 74				
				237	H	UNLV	76 61	111	H	Boise St.	57 40				
				111	A	Boise St.	58 64	287	H	Nevada	57 49				
				227	H	San Jose St.	71 61	278	A	Utah St.	70 59				

Non-Div I Games:

San Diego St.

■ Loss,
 ■ Non-Conf,
 ■ S Site,
 ■ Home
 ■ A Away
 N Neutral

San Francisco

Through Games Of April 7, 2015

Average RPI Win:	223	WON-LOST	WINNING	LAST 10	STRENGTH OF	OPP. STRENGTH	TEAM	ADJ.	CONF.	ADJ CONF.
Average RPI Loss:	90	RECORD	PCT. RANK	GAMES	SCHEDULE	OF SCHEDULE	RPI	RPI	RPI	RPI
DIV. I ONLY	17- 14	138	5- 5	157	131	140	140	9	9	
DIV. I NON-CONF.	7- 3	70	0- 1	301	311	136	136	8	8	
TOTALS	RPI 1-25	RPI 26-50	W-L RECORDS	RPI 51-100	RPI 101-150	RPI 150+				
17- 14	0- 0	0- 2	OVERALL	4- 8	0- 2	13- 2				
8- 6	0- 0	0- 1	HOME	0- 4	0- 0	8- 1				
7- 7	0- 0	0- 1	AWAY	2- 3	0- 2	5- 1				
2- 1	0- 0	0- 0	NEUTRAL	2- 1	0- 0	0- 0				
7- 3	0- 0	0- 0	NON-CONFERENCE	0- 1	0- 2	7- 0				
5- 0	0- 0	0- 0	HOME	0- 0	0- 0	5- 0				
2- 3	0- 0	0- 0	AWAY	0- 1	0- 2	2- 0				
0- 0	0- 0	0- 0	NEUTRAL	0- 0	0- 0	0- 0				
10- 11	0- 0	0- 2	CONFERENCE	4- 7	0- 0	6- 2				
3- 6	0- 0	0- 1	HOME	0- 4	0- 0	3- 1				
5- 4	0- 0	0- 1	AWAY	2- 2	0- 0	3- 1				
2- 1	0- 0	0- 0	NEUTRAL	2- 1	0- 0	0- 0				

RPI 1-25				RPI 26-50				RPI 51-100				RPI 101+ Team's RPI: 140			
RPI	S	Opponent	Score	RPI	S	Opponent	Score	RPI	S	Opponent	Score	RPI	S	Opponent	Score
				33	A	Gonzaga	84 91	52	A	St. Mary's (CA)	65 63	113	A	Long Beach St.	58 70
				33	H	Gonzaga	64 75	52	H	St. Mary's (CA)	66 68	148	A	UC Riverside	53 66
								54	A	BYU	62 65	156	A	UC Davis	73 70
								54	H	BYU	63 68	223	A	Santa Clara	79 80
								54	N	BYU	65 76	223	H	Santa Clara	62 45
								57	A	Fresno St.	73 79	227	H	San Jose St.	77 62
								65	A	San Diego	55 56	233	A	Pepperdine	69 58
								65	H	San Diego	69 74	233	H	Pepperdine	65 76
								65	N	San Diego	65 57	273	A	Loyola Marymount	74 65
								82	A	Pacific	91 79	273	H	Loyola Marymount	87 75
								82	H	Pacific	54 92	287	H	Nevada	63 48
								82	N	Pacific	74 64	288	H	Columbia	70 65
												292	A	Portland	79 44
												292	H	Portland	85 68
												303	A	Seattle	67 56
												328	H	North Texas	60 42
												330	H	Utah Valley	69 50
LAST 12 Division I GAMES:															
				57	A	Fresno St.	73 79	233	H	Pepperdine	65 76				
				54	N	BYU	65 76	273	H	Loyola Marymount	87 75				
				65	N	San Diego	65 57	223	A	Santa Clara	79 80				
				82	N	Pacific	74 64	33	A	Gonzaga	84 91				
				82	A	Pacific	91 79	292	A	Portland	79 44				
				52	A	St. Mary's (CA)	65 63	65	H	San Diego	69 74				

Non-Div I Games: Cal St. Monterey Ba85 48 Sonoma St. 83 42

San Francisco

■ Loss,
 ■ Non-Conf,
 ■ S Site,
 ■ Home
 ■ A Away
 N Neutral

Average RPI Win:	219	WON-LOST	WINNING	LAST 10	STRENGTH OF	OPP. STRENGTH	TEAM	ADJ.	CONF.	ADJ CONF.
Average RPI Loss:	161	RECORD	PCT. RANK	GAMES	SCHEDULE	OF SCHEDULE	RPI	RPI	RPI	RPI
DIV. I ONLY	14- 17	207	4- 6	285	161	227	227	22	22	
DIV. I NON-CONF.	5- 5	152	0- 0	294	68	175	175	21	21	
TOTALS	RPI 1-25	RPI 26-50	W-L RECORDS	RPI 51-100	RPI 101-150	RPI 150+				
14- 17	0- 1	0- 0	OVERALL	2- 4	2- 5	10- 7				
8- 4	0- 0	0- 0	HOME	1- 1	2- 1	5- 2				
3- 12	0- 1	0- 0	AWAY	0- 3	0- 3	3- 5				
3- 1	0- 0	0- 0	NEUTRAL	1- 0	0- 1	2- 0				
5- 5	0- 1	0- 0	NON-CONFERENCE	0- 1	1- 2	4- 1				
3- 0	0- 0	0- 0	HOME	0- 0	1- 0	2- 0				
1- 5	0- 1	0- 0	AWAY	0- 1	0- 2	1- 1				
1- 0	0- 0	0- 0	NEUTRAL	0- 0	0- 0	1- 0				
9- 12	0- 0	0- 0	CONFERENCE	2- 3	1- 3	6- 6				
5- 4	0- 0	0- 0	HOME	1- 1	1- 1	3- 2				
2- 7	0- 0	0- 0	AWAY	0- 2	0- 1	2- 4				
2- 1	0- 0	0- 0	NEUTRAL	1- 0	0- 1	1- 0				

RPI 1-25				RPI 26-50				RPI 51-100				RPI 101+ Team's RPI: 227			
RPI	S	Opponent	Score	RPI	S	Opponent	Score	RPI	S	Opponent	Score	RPI	S	Opponent	Score
24	A	California	87 110					57	A	Fresno St.	46 58	110	H	New Mexico	62 64
								57	H	Fresno St.	56 51	111	A	Boise St.	76 91
								96	A	Colorado St.	59 77	111	H	Boise St.	88 78
								96	H	Colorado St.	76 85	111	N	Boise St.	67 76
								96	N	Colorado St.	64 55	117	H	Sacramento St.	102 94
								99	A	Colorado	89 97	140	A	San Francisco	62 77
												148	A	UC Riverside	80 100
												156	H	UC Davis	89 75
												213	A	Wyoming	60 96
												213	H	Wyoming	61 71
												225	A	San Diego St.	61 71
												236	A	Utah	87 100
												237	A	UNLV	99 97
												237	H	UNLV	68 72
												250	N	Cincinnati	79 54
												277	A	UC Irvine	91 65
												278	A	Utah St.	80 85
												278	H	Utah St.	62 58
												278	N	Utah St.	99 85
												287	A	Nevada	80 77
												287	H	Nevada	81 72
												288	H	Columbia	119 76
												345	A	Air Force	80 83
												345	H	Air Force	91 64
LAST 12 Division I GAMES:															
				111	N	Boise St.	67 76	96	H	Colorado St.	76 85				
				96	N	Colorado St.	64 55	225	A	San Diego St.	61 71				
				278	N	Utah St.	99 85	278	A	Utah St.	80 85				
				237	A	UNLV	99 97	213	H	Wyoming	61 71				
				111	A	Boise St.	76 91	287	A	Nevada	80 77				
				287	H	Nevada	81 72	57	H	Fresno St.	56 51				

Non-Div I Games: Southern Ore. 110 91

San Jose St.

Santa Clara

Through Games Of April 7, 2015

Average RPI Win:	238	WON-LOST	WINNING	LAST 10	STRENGTH OF	OPP. STRENGTH	TEAM	ADJ.	CONF.	ADJ CONF.
Average RPI Loss:	101	RECORD	PCT. RANK	GAMES	SCHEDULE	OF SCHEDULE	RPI	RPI	RPI	RPI
DIV. I ONLY	10- 18	252	4- 6	204	88	223	223	9	9	
DIV. I NON-CONF.	4- 4	152	0- 0	306	79	179	179	8	8	
TOTALS	RPI 1-25	RPI 26-50	W-L RECORDS	RPI 51-100	RPI 101-150	RPI 150+				
10- 18	0- 1	0- 2	OVERALL	1- 9	1- 2	8- 4				
3- 7	0- 0	0- 1	HOME	0- 4	1- 0	2- 2				
4- 10	0- 1	0- 1	AWAY	0- 4	0- 2	4- 2				
3- 1	0- 0	0- 0	NEUTRAL	1- 1	0- 0	2- 0				
4- 4	0- 1	0- 0	NON-CONFERENCE	1- 0	0- 1	3- 2				
0- 1	0- 0	0- 0	HOME	0- 0	0- 0	0- 1				
2- 3	0- 1	0- 0	AWAY	0- 0	0- 1	2- 1				
2- 0	0- 0	0- 0	NEUTRAL	1- 0	0- 0	1- 0				
6- 14	0- 0	0- 2	CONFERENCE	0- 9	1- 1	5- 2				
3- 6	0- 0	0- 1	HOME	0- 4	1- 0	2- 1				
2- 7	0- 0	0- 1	AWAY	0- 4	0- 1	2- 1				
1- 1	0- 0	0- 0	NEUTRAL	0- 1	0- 0	1- 0				

RPI 1-25				RPI 26-50				RPI 51-100				RPI 101+ Team's RPI: 223			
RPI	S	Opponent	Score	RPI	S	Opponent	Score	RPI	S	Opponent	Score	RPI	S	Opponent	Score
17	A	Stanford	43 82	33	A	Gonzaga	49 76	52	A	St. Mary's (CA)	71 74	140	A	San Francisco	45 62
				33	H	Gonzaga	70 78	52	H	St. Mary's (CA)	61 62	140	H	San Francisco	80 79
								54	A	BYU	55 84	148	A	UC Riverside	69 80
								54	H	BYU	56 58	156	N	UC Davis	79 76
								60	N	LSU	69 67	167	H	Cal Poly	73 79
								65	A	San Diego	59 72	171	A	Oregon	88 92
								65	H	San Diego	61 64	233	A	Pepperdine	65 54
								65	N	San Diego	42 51	233	H	Pepperdine	84 66
								82	A	Pacific	75 87	273	A	Loyola Marymount	57 82
								82	H	Pacific	59 61	273	H	Loyola Marymount	63 75
												292	A	Portland	64 55
												292	H	Portland	83 68
												292	N	Portland	66 58
												332	A	UC Santa Barbara	47 33
												345	A	Air Force	85 64
LAST 12 Division I GAMES:															
65	N	San Diego	42 51	140	H	San Francisco	80 79								
292	N	Portland	66 58	292	A	Portland	64 55								
52	A	St. Mary's (CA)	71 74	33	A	Gonzaga	49 76								
82	A	Pacific	75 87	54	H	BYU	56 58								
273	H	Loyola Marymount	63 75	65	H	San Diego	61 64								
233	H	Pepperdine	84 66	233	A	Pepperdine	65 54								

Non-Div I Games: San Fran. St. 87 41

Santa Clara

Loss, Non-Conf, S Site, H Home A Away N Neutral

Average RPI Win:	269	WON-LOST	WINNING	LAST 10	STRENGTH OF	OPP. STRENGTH	TEAM	ADJ.	CONF.	ADJ CONF.
Average RPI Loss:	124	RECORD	PCT. RANK	GAMES	SCHEDULE	OF SCHEDULE	RPI	RPI	RPI	RPI
DIV. I ONLY	19- 11	85	9- 1	217	288	125	125	31	31	
DIV. I NON-CONF.	3- 8	262	0- 1	28	16	141	141	29	29	
TOTALS	RPI 1-25	RPI 26-50	W-L RECORDS	RPI 51-100	RPI 101-150	RPI 150+				
19- 11	0- 3	0- 1	OVERALL	0- 1	2- 1	17- 5				
8- 3	0- 0	0- 0	HOME	0- 0	1- 0	7- 3				
8- 7	0- 3	0- 1	AWAY	0- 1	1- 0	7- 2				
3- 1	0- 0	0- 0	NEUTRAL	0- 0	0- 1	3- 0				
3- 8	0- 3	0- 1	NON-CONFERENCE	0- 1	1- 1	2- 2				
2- 1	0- 0	0- 0	HOME	0- 0	0- 0	2- 1				
1- 6	0- 3	0- 1	AWAY	0- 1	1- 0	0- 1				
0- 1	0- 0	0- 0	NEUTRAL	0- 0	0- 1	0- 0				
16- 3	0- 0	0- 0	CONFERENCE	0- 0	1- 0	15- 3				
6- 2	0- 0	0- 0	HOME	0- 0	1- 0	5- 2				
7- 1	0- 0	0- 0	AWAY	0- 0	0- 0	7- 1				
3- 0	0- 0	0- 0	NEUTRAL	0- 0	0- 0	3- 0				

RPI 1-25				RPI 26-50				RPI 51-100				RPI 101+ Team's RPI: 125			
RPI	S	Opponent	Score	RPI	S	Opponent	Score	RPI	S	Opponent	Score	RPI	S	Opponent	Score
4	A	South Carolina	49 111	40	A	Arkansas	46 75	73	A	Fordham	53 63	108	H	Hampton	61 55
4	A	South Carolina	48 81									114	A	Troy	83 80
7	A	Florida St.	51 97									145	N	Hartford	55 59
												151	A	Auburn	56 62
												159	H	Florida	68 58
												170	A	N.C. A&T	59 56
												170	H	N.C. A&T	48 53
												170	N	N.C. A&T	62 59
												205	H	Jacksonville	41 45
												246	H	Alabama St.	71 62
												262	H	Bethune-Cookman	52 59
												271	H	Norfolk St.	56 54
												281	A	South Carolina St.	55 52
												281	H	South Carolina St.	61 53
												291	A	Morgan St.	72 58
												305	A	UMES	50 61
												305	N	UMES	65 47
												336	A	Coppin St.	63 56
												336	N	Coppin St.	66 52
												337	A	Florida A&M	72 51
												337	H	Florida A&M	77 55
												339	A	N.C. Central	82 61
												339	H	N.C. Central	65 54
												341	H	Howard	70 59
												347	A	Delaware St.	76 45
LAST 12 Division I GAMES:															
				4	A	South Carolina	48 81	281	A	South Carolina St.	55 52				
				305	N	UMES	65 47	337	H	Florida A&M	77 55				
				170	N	N.C. A&T	62 59	341	H	Howard	70 59				
				336	N	Coppin St.	66 52	281	H	South Carolina St.	61 53				
				337	A	Florida A&M	72 51	336	A	Coppin St.	63 56				
				339	H	N.C. Central	65 54	291	A	Morgan St.	72 58				

Non-Div I Games: Allen 95 47 Columbia (SC) 106 60

Savannah St.

Loss, Non-Conf, S Site, H Home A Away N Neutral

Average RPI Win:	316	WON-LOST	WINNING	LAST 10	STRENGTH OF	OPP. STRENGTH	TEAM	ADJ.	CONF.	ADJ CONF.
Average RPI Loss:	155	RECORD	PCT. RANK	GAMES	SCHEDULE	OF SCHEDULE	RPI	RPI	RPI	RPI
DIV. I ONLY	10- 21	268	4- 6	284	286	303	303	30	30	
DIV. I NON-CONF.	3- 12	295	0- 0	236	152	322	322	30	30	
TOTALS	RPI 1-25	RPI 26-50	W-L RECORDS	RPI 51-100	RPI 101-150	RPI 150+				
10- 21	0- 0	0- 1	OVERALL	0- 4	0- 7	10- 9				
7- 11	0- 0	0- 1	HOME	0- 3	0- 3	7- 4				
2- 9	0- 0	0- 0	AWAY	0- 1	0- 3	2- 5				
1- 1	0- 0	0- 0	NEUTRAL	0- 0	0- 1	1- 0				
3- 12	0- 0	0- 1	NON-CONFERENCE	0- 4	0- 2	3- 5				
3- 8	0- 0	0- 1	HOME	0- 3	0- 1	3- 3				
0- 4	0- 0	0- 0	AWAY	0- 1	0- 1	0- 2				
0- 0	0- 0	0- 0	NEUTRAL	0- 0	0- 0	0- 0				
7- 9	0- 0	0- 0	CONFERENCE	0- 0	0- 5	7- 4				
4- 3	0- 0	0- 0	HOME	0- 0	0- 2	4- 1				
2- 5	0- 0	0- 0	AWAY	0- 0	0- 2	2- 3				
1- 1	0- 0	0- 0	NEUTRAL	0- 0	0- 1	1- 0				

RPI S	Opponent	Score	RPI S	Opponent	Score	RPI S	Opponent	Score	RPI S	Opponent	Score	Team's RPI: 303
36	H Washington	69 102	65	H San Diego	54 59	113	A Long Beach St.	73 85				
			75	H CSUN	63 86	115	A New Mexico St.	66 76				
			78	A Washington St.	62 82	115	H New Mexico St.	69 76				
			83	H Montana	64 70	115	N New Mexico St.	75 79				
						140	H San Francisco	56 67				
						144	A Bakersfield	61 73				
						144	H Bakersfield	62 69				
						169	A Montana St.	61 74				
						171	A Oregon	44 70				
						188	A Tex.-Pan American	58 80				
						188	H Tex.-Pan American	60 70				
						190	H Idaho	50 65				
						214	H Cal St. Fullerton	59 66				
						239	H Idaho St.	55 63				
						273	H Loyola Marymount	62 57				
						275	A Grand Canyon	59 56				
						275	H Grand Canyon	46 43				
						310	H Portland St.	54 47				
						330	A Utah Valley	42 73				
						330	H Utah Valley	73 58				
						330	N Utah Valley	64 62				
						332	H UC Santa Barbara	66 46				
						342	A UMKC	61 62				
						342	H UMKC	60 46				
						344	A Chicago St.	56 49				
						344	H Chicago St.	75 51				
LAST 12 Division I GAMES:												
			115	N New Mexico St.	75 79	188	H Tex.-Pan American	60 70				
			330	N Utah Valley	64 62	115	H New Mexico St.	69 76				
			275	H Grand Canyon	46 43	330	A Utah Valley	42 73				
			144	A Bakersfield	61 73	275	A Grand Canyon	59 56				
			344	A Chicago St.	56 49	144	H Bakersfield	62 69				
			342	A UMKC	61 62	342	H UMKC	60 46				

Non-Div I Games:

Seattle

■ Loss,
 ■ Non-Conf,
 ■ S Site,
 ■ Home
 ■ Away
 N Neutral

Average RPI Win:	169	WON-LOST	WINNING	LAST 10	STRENGTH OF	OPP. STRENGTH	TEAM	ADJ.	CONF.	ADJ CONF.
Average RPI Loss:	92	RECORD	PCT. RANK	GAMES	SCHEDULE	OF SCHEDULE	RPI	RPI	RPI	RPI
DIV. I ONLY	28- 6	21	7- 3	168	83	43	43	10	10	
DIV. I NON-CONF.	11- 2	17	0- 1	222	103	62	62	9	9	
TOTALS	RPI 1-25	RPI 26-50	W-L RECORDS	RPI 51-100	RPI 101-150	RPI 150+				
28- 6	0- 0	2- 2	OVERALL	8- 3	3- 0	15- 1				
17- 1	0- 0	1- 0	HOME	4- 1	2- 0	10- 0				
9- 3	0- 0	1- 0	AWAY	3- 2	1- 0	4- 1				
2- 2	0- 0	0- 2	NEUTRAL	1- 0	0- 0	1- 0				
11- 2	0- 0	0- 1	NON-CONFERENCE	3- 1	1- 0	7- 0				
9- 0	0- 0	0- 0	HOME	2- 0	1- 0	6- 0				
2- 1	0- 0	0- 0	AWAY	1- 1	0- 0	1- 0				
0- 1	0- 0	0- 1	NEUTRAL	0- 0	0- 0	0- 0				
17- 4	0- 0	2- 1	CONFERENCE	5- 2	2- 0	8- 1				
8- 1	0- 0	1- 0	HOME	2- 1	1- 0	4- 0				
7- 2	0- 0	1- 0	AWAY	2- 1	1- 0	3- 1				
2- 1	0- 0	0- 1	NEUTRAL	1- 0	0- 0	1- 0				

RPI S	Opponent	Score	RPI S	Opponent	Score	Team's RPI: 43	RPI S	Opponent	Score	RPI S	Opponent	Score
35	A DePaul	81 80	35	H DePaul	107 87		61	H Georgia	70 51	109	H Illinois	82 72
35	N DePaul	68 78	35	N DePaul	68 78		63	A Villanova	59 56	146	A Butler	85 76
38	N Rutgers	66 79	38	N Rutgers	66 79		63	H Villanova	64 62	146	H Butler	70 65
							65	A West Virginia	87 89	165	H Kennesaw St.	77 74
							73	A Fordham	56 43	178	H Fairfield	79 47
							77	A St. John's (NY)	50 59	191	A Xavier	77 60
							77	H St. John's (NY)	78 73	191	H Xavier	78 54
							77	N St. John's (NY)	72 60	211	H Lafayette	80 63
							87	H Saint Joseph's	77 60	224	A Penn St.	75 70
							89	A Creighton	79 74	249	A Marquette	70 73
							89	H Creighton	73 81	249	H Marquette	88 58
										249	N Marquette	77 51
										269	A Providence	68 67
										269	H Providence	67 40
										276	H Rider	66 47
										294	H NJIT	74 62
										296	A Georgetown	99 85
										296	H Georgetown	95 68
										325	H Saint Peter's	75 45
LAST 12 Division I GAMES:												
38	N Rutgers	66 79	63	H Villanova	64 62							
35	N DePaul	68 78	296	H Georgetown	95 68							
77	N St. John's (NY)	72 60	249	A Marquette	70 73							
249	N Marquette	77 51	35	A DePaul	81 80							
146	A Butler	85 76	89	H Creighton	73 81							
191	A Xavier	77 60	269	H Providence	67 40							

Non-Div I Games:

Seton Hall

Average RPI Win:	248	WON-LOST	WINNING	LAST 10	STRENGTH OF	OPP. STRENGTH	TEAM	ADJ.	CONF.	ADJ CONF.
Average RPI Loss:	134	RECORD	PCT. RANK	GAMES	SCHEDULE	OF SCHEDULE	RPI	RPI	RPI	RPI
DIV. I ONLY	22- 13	88	8- 2	218	277	147	147	25	25	
DIV. I NON-CONF.	10- 3	38	3- 1	169	322	75	75	24	24	
TOTALS	RPI 1-25	RPI 26-50	W-L RECORDS	RPI 51-100	RPI 101-150	RPI 150+				
22- 13	0- 0	0- 3	OVERALL	0- 2	1- 3	21- 5				
10- 8	0- 0	0- 2	HOME	0- 1	0- 1	10- 4				
12- 4	0- 0	0- 1	AWAY	0- 0	1- 2	11- 1				
0- 1	0- 0	0- 0	NEUTRAL	0- 1	0- 0	0- 0				
10- 3	0- 0	0- 0	NON-CONFERENCE	0- 2	1- 1	9- 0				
5- 1	0- 0	0- 0	HOME	0- 1	0- 0	5- 0				
5- 1	0- 0	0- 0	AWAY	0- 0	1- 1	4- 0				
0- 1	0- 0	0- 0	NEUTRAL	0- 1	0- 0	0- 0				
12- 10	0- 0	0- 3	CONFERENCE	0- 0	0- 2	12- 5				
5- 7	0- 0	0- 2	HOME	0- 0	0- 1	5- 4				
7- 3	0- 0	0- 1	AWAY	0- 0	0- 1	7- 1				
0- 0	0- 0	0- 0	NEUTRAL	0- 0	0- 0	0- 0				

RPI 1-25				RPI 26-50				RPI 51-100				RPI 101+				Team's RPI: 147	
RPI	S	Opponent	Score	RPI	S	Opponent	Score	RPI	S	Opponent	Score	RPI	S	Opponent	Score		
				30	A	Quinnipiac	65 78	80	H	Albany (NY)	57 76	127	A	La.-Lafayette	50 52		
				30	H	Quinnipiac	47 64	95	N	Akron	74 90	129	A	Buffalo	58 50		
				30	H	Quinnipiac	62 87					133	A	Marist	58 65		
												133	H	Marist	46 56		
												162	H	Central Conn. St.	79 57		
												173	H	Mercer	65 54		
												178	A	Fairfield	54 47		
												178	H	Fairfield	55 60		
												191	A	Xavier	69 49		
												193	H	Stony Brook	53 46		
												195	A	Iona	50 57		
												195	H	Iona	71 61		
												195	H	Iona	50 79		
												218	A	Sacred Heart	75 65		
												238	A	Niagara	56 52		
												238	H	Niagara	59 64		
												240	A	Monmouth	54 52		
												240	H	Monmouth	65 58		
												263	A	Canisius	71 70		
												263	H	Canisius	58 54		
LAST 12 Division I GAMES:																	
				127	A	La.-Lafayette	50 52	325	H	Saint Peter's	64 47	276	A	Rider	65 43		
				173	H	Mercer	65 54	263	H	Canisius	58 54	276	H	Rider	49 56		
				191	A	Xavier	69 49	178	A	Fairfield	54 47	298	H	Fairleigh Dickinson	72 63		
				193	H	Stony Brook	53 46	321	A	Manhattan	66 51	308	A	Denver	78 62		
				30	H	Quinnipiac	47 64	195	A	Iona	50 57	321	A	Manhattan	66 51		
				195	H	Iona	71 61	238	H	Niagara	59 64						

Non-Div I Games:

Siena

■ Loss,
 ■ Non-Conf,
 ■ S Site,
 ■ Home
 ■ A Away
 N Neutral

S
i
e
n
a

RPI S Opponent Score

Through Games Of April 7, 2015

RPI	S	Opponent	Score	
321	H	Manhattan	59	51
324	A	Binghamton	62	53
325	A	Saint Peter's	65	40
325	H	Saint Peter's	64	47

S
i
e
n
a

Siena

Average RPI Win: 223	WON-LOST	WINNING	LAST 10	STRENGTH OF	OPP. STRENGTH	TEAM	ADJ.	CONF.	ADJ CONF.
Average RPI Loss: 156	RECORD	PCT. RANK	GAMES	SCHEDULE	OF SCHEDULE	RPI	RPI	RPI	RPI
DIV. I ONLY	3- 24	340	1- 9	163	182	316	316	12	12
DIV. I NON-CONF.	1- 6	316	0- 0	158	333	314	314	12	12
TOTALS	RPI 1-25	RPI 26-50	W-L RECORDS	RPI 51-100	RPI 101-150	RPI 150+			
3- 24	0- 2	0- 2	OVERALL	0- 2	1- 5	2- 13			
2- 11	0- 1	0- 1	HOME	0- 1	1- 2	1- 6			
1- 13	0- 1	0- 1	AWAY	0- 1	0- 3	1- 7			
0- 0	0- 0	0- 0	NEUTRAL	0- 0	0- 0	0- 0			
1- 6	0- 0	0- 0	NON-CONFERENCE	0- 2	0- 0	1- 4			
1- 2	0- 0	0- 0	HOME	0- 1	0- 0	1- 1			
0- 4	0- 0	0- 0	AWAY	0- 1	0- 0	0- 3			
0- 0	0- 0	0- 0	NEUTRAL	0- 0	0- 0	0- 0			
2- 18	0- 2	0- 2	CONFERENCE	0- 0	1- 5	1- 9			
1- 9	0- 1	0- 1	HOME	0- 0	1- 2	0- 5			
1- 9	0- 1	0- 1	AWAY	0- 0	0- 3	1- 4			
0- 0	0- 0	0- 0	NEUTRAL	0- 0	0- 0	0- 0			

RPI 1-25				RPI 26-50				RPI 51-100				RPI 101+ Team's RPI: 316			
RPI	S	Opponent	Score	RPI	S	Opponent	Score	RPI	S	Opponent	Score	RPI	S	Opponent	Score
25	A	UALR	37 71	45	A	Arkansas St.	60 70	71	H	Southern Miss.	53 64	114	A	Troy	67 78
25	H	UALR	34 56	45	H	Arkansas St.	50 62	94	A	Ole Miss	48 88	114	H	Troy	79 86
												127	A	La.-Lafayette	58 65
												127	H	La.-Lafayette	57 47
												149	A	Texas St.	42 63
												149	H	Texas St.	44 46
												161	A	Texas-Arlington	49 59
												161	H	Texas-Arlington	46 63
												174	A	Appalachian St.	59 70
												174	H	Appalachian St.	63 67
												186	H	Indiana St.	53 74
												187	A	UAB	43 73
												215	A	Nicholls St.	62 66
												220	A	La.-Monroe	53 55
												220	H	La.-Monroe	38 45
												228	A	Georgia St.	54 69
												228	H	Georgia St.	78 84
												246	H	Alabama St.	64 61
												297	A	Ga. Southern	80 63
												297	H	Ga. Southern	53 67
												333	A	Tennessee Tech	66 70
LAST 12 Division I GAMES:															
114	H	Troy	79 86	114	A	Troy	67 78	228	H	Georgia St.	78 84				
45	A	Arkansas St.	60 70	149	H	Texas St.	44 46	220	A	La.-Monroe	53 55				
220	H	La.-Monroe	38 45	127	H	La.-Lafayette	57 47	174	A	Appalachian St.	59 70				
297	A	Ga. Southern	80 63												
228	A	Georgia St.	54 69												
161	H	Texas-Arlington	46 63												

Non-Div I Games: Mobile 71 67 Spring Hill 69 42

South Ala.

Loss, Non-Conf, S Site, H Home A Away N Neutral

South Carolina

Through Games Of April 7, 2015

Average RPI Win:	96	WON-LOST	WINNING	LAST 10	STRENGTH OF	OPP. STRENGTH	TEAM	ADJ.	CONF.	ADJ CONF.
Average RPI Loss:	5	RECORD	PCT. RANK	GAMES	SCHEDULE	OF SCHEDULE	RPI	RPI	RPI	RPI
DIV. I ONLY	34- 3	4	8- 2	9	3	4	4	3	3	
DIV. I NON-CONF.	16- 2	10	4- 1	21	11	4	4	3	3	
TOTALS	RPI 1-25	RPI 26-50	W-L RECORDS	RPI 51-100	RPI 101-150	RPI 150+				
34- 3	6- 3	6- 0	OVERALL	9- 0	3- 0	10- 0				
16- 0	2- 0	3- 0	HOME	3- 0	2- 0	6- 0				
9- 2	1- 2	1- 0	AWAY	4- 0	1- 0	2- 0				
9- 1	3- 1	2- 0	NEUTRAL	2- 0	0- 0	2- 0				
16- 2	3- 2	2- 0	NON-CONFERENCE	2- 0	3- 0	6- 0				
8- 0	0- 0	1- 0	HOME	1- 0	2- 0	4- 0				
2- 1	1- 1	0- 0	AWAY	0- 0	1- 0	0- 0				
6- 1	2- 1	1- 0	NEUTRAL	1- 0	0- 0	2- 0				
18- 1	3- 1	4- 0	CONFERENCE	7- 0	0- 0	4- 0				
8- 0	2- 0	2- 0	HOME	2- 0	0- 0	2- 0				
7- 1	0- 1	1- 0	AWAY	4- 0	0- 0	2- 0				
3- 0	1- 0	1- 0	NEUTRAL	1- 0	0- 0	0- 0				

RPI	S	Opponent	Score	RPI	S	Opponent	Score	RPI	S	Opponent	Score	RPI	S	Opponent	Score
1	N	Notre Dame	65 66	28	H	Mississippi St.	69 50	60	A	LSU	75 51	108	A	Hampton	69 49
2	A	UConn	62 87	32	H	Syracuse	97 68	60	H	LSU	86 62	125	H	Savannah St.	81 48
3	H	Tennessee	71 66	32	N	Syracuse	67 63	60	N	LSU	74 54	125	H	Savannah St.	111 49
3	N	Tennessee	62 46	34	H	Texas A&M	79 61	61	A	Georgia	58 35	151	H	Auburn	77 58
7	N	Florida St.	80 74	40	A	Arkansas	73 56	64	N	Liberty	84 44	158	H	Charlotte	82 61
12	A	Kentucky	56 67	40	N	Arkansas	58 36	67	H	Vanderbilt	89 59	159	A	Florida	77 42
12	H	Kentucky	68 60					90	A	Missouri	60 49	163	N	Wisconsin	67 44
15	A	Duke	51 50					93	H	Southern California	70 61	183	N	Central Mich.	80 45
16	N	North Carolina	67 65					94	A	Ole Miss	77 59	200	A	Alabama	102 59
												200	H	Alabama	85 54
												203	H	Clemson	99 41
												225	H	San Diego St.	89 38
												339	H	N.C. Central	90 26
LAST 12 Division I GAMES:															
1	N	Notre Dame	65 66	60	N	LSU	74 54								
7	N	Florida St.	80 74	40	N	Arkansas	58 36								
16	N	North Carolina	67 65	12	A	Kentucky	56 67								
32	H	Syracuse	97 68	28	H	Mississippi St.	69 50								
125	H	Savannah St.	81 48	3	H	Tennessee	71 66								
3	N	Tennessee	62 46	40	A	Arkansas	73 56								

Non-Div I Games:

South Carolina

Loss, Non-Conf, S Site, H Home A Away N Neutral

Season Carolina Bait				Through Games Of April 17, 2018						
Average RPI Win:	297	WON-LOST	WINNING	LAST 10	STRENGTH OF	OPP. STRENGTH	TEAM	ADJ.	CONF.	ADJ CONF.
Average RPI Loss:	229	RECORD	PCT. RANK	GAMES	SCHEDULE	OF SCHEDULE	RPI	RPI	RPI	RPI
DIV. I ONLY	14- 12	150	5- 5	349	342	281	281	31	31	
DIV. I NON-CONF.	5- 4	139	0- 0	342	315	277	277	29	29	
TOTALS	RPI 1-25	RPI 26-50	W-L RECORDS	RPI 51-100	RPI 101-150	RPI 150+				
14- 12	0- 0	0- 0	OVERALL	0- 0	0- 3	14- 9				
9- 4	0- 0	0- 0	HOME	0- 0	0- 2	9- 2				
5- 7	0- 0	0- 0	AWAY	0- 0	0- 1	5- 6				
0- 1	0- 0	0- 0	NEUTRAL	0- 0	0- 0	0- 1				
5- 4	0- 0	0- 0	NON-CONFERENCE	0- 0	0- 0	5- 4				
4- 1	0- 0	0- 0	HOME	0- 0	0- 0	4- 1				
1- 3	0- 0	0- 0	AWAY	0- 0	0- 0	1- 3				
0- 0	0- 0	0- 0	NEUTRAL	0- 0	0- 0	0- 0				
9- 8	0- 0	0- 0	CONFERENCE	0- 0	0- 3	9- 5				
5- 3	0- 0	0- 0	HOME	0- 0	0- 2	5- 1				
4- 4	0- 0	0- 0	AWAY	0- 0	0- 1	4- 3				
0- 1	0- 0	0- 0	NEUTRAL	0- 0	0- 0	0- 1				

[illegible]

Non-Div I Games:	Columbia (SC)	97	55	Allen	103	55
------------------	---------------	----	----	-------	-----	----

South Carolina St.

Loss, Non-Conf, S Site, H Home A Away N Neutral

South Dakota

Through Games Of April 7, 2015

Average RPI Win:	231	WON-LOST	WINNING	LAST 10	STRENGTH OF	OPP. STRENGTH	TEAM	ADJ.	CONF.	ADJ CONF.
Average RPI Loss:	88	RECORD	PCT. RANK	GAMES	SCHEDULE	OF SCHEDULE	RPI	RPI	RPI	RPI
DIV. I ONLY	25- 8	31	7- 3	250	185	76	76	24	24	
DIV. I NON-CONF.	10- 4	67	1- 1	215	107	77	77	25	25	
TOTALS	RPI 1-25	RPI 26-50	W-L RECORDS	RPI 51-100	RPI 101-150	RPI 150+				
25- 8	0- 1	1- 3	OVERALL	1- 0	3- 3	20- 1				
14- 0	0- 0	1- 0	HOME	1- 0	2- 0	10- 0				
9- 6	0- 0	0- 2	AWAY	0- 0	1- 3	8- 1				
2- 2	0- 1	0- 1	NEUTRAL	0- 0	0- 0	2- 0				
10- 4	0- 1	0- 1	NON-CONFERENCE	1- 0	2- 2	7- 0				
6- 0	0- 0	0- 0	HOME	1- 0	1- 0	4- 0				
4- 3	0- 0	0- 1	AWAY	0- 0	1- 2	3- 0				
0- 1	0- 1	0- 0	NEUTRAL	0- 0	0- 0	0- 0				
15- 4	0- 0	1- 2	CONFERENCE	0- 0	1- 1	13- 1				
8- 0	0- 0	1- 0	HOME	0- 0	1- 0	6- 0				
5- 3	0- 0	0- 1	AWAY	0- 0	0- 1	5- 1				
2- 1	0- 0	0- 1	NEUTRAL	0- 0	0- 0	2- 0				

RPI S	Opponent	Score	RPI S	Opponent	Score	RPI S	Opponent	Score	RPI S	Opponent	Score
22 N	Chattanooga	54 67	36 A	Washington	82 96	89 H	Creighton	68 58	102 A	Northern Colo.	58 59
			48 A	South Dakota St.	67 77				104 A	Kansas	60 68
			48 H	South Dakota St.	82 78				105 A	Drake	83 78
			48 N	South Dakota St.	57 72				130 A	Oral Roberts	65 81
									130 H	Oral Roberts	93 70
									135 H	UNI	85 77
									180 H	North Dakota	86 81
									181 A	UTSA	76 69
									214 H	Cal St. Fullerton	86 50
									217 A	IUPUI	43 68
									217 H	IUPUI	69 53
									217 N	IUPUI	69 58
									232 A	Western Ill.	101 87
									232 H	Western Ill.	78 75
									249 A	Marquette	69 65
									268 A	North Dakota St.	83 79
									268 H	North Dakota St.	84 69
									277 H	UC Irvine	96 52
									284 H	Valparaiso	81 62
									293 A	Omaha	64 48
									293 H	Omaha	83 69
									308 A	Denver	79 68
									308 H	Denver	82 56
									310 A	Portland St.	86 57
									314 A	IPFW	73 72
									314 H	IPFW	91 80

LAST 12 Division I GAMES:

102 A	Northern Colo.	58 59	217 H	IUPUI	69 53
89 H	Creighton	68 58	48 A	South Dakota St.	67 77
48 N	South Dakota St.	57 72	308 A	Denver	79 68
217 N	IUPUI	69 58	293 H	Omaha	83 69
314 N	IPFW	78 70	268 A	North Dakota St.	83 79
232 H	Western Ill.	78 75	314 H	IPFW	91 80

Non-Div I Games: St. Mary (KS) 115 51

South Dakota

Loss, Non-Conf, S Site, H Home A Away N Neutral

RPI	S	Opponent	Score
314	N	IPFW	78 70

South Dakota

S
o
u
t
h
D
a
k
o
t
a

S
o
u
t
h
D
a
k
o
t
a

Average RPI Win:	189	WON-LOST	WINNING	LAST 10	STRENGTH OF	OPP. STRENGTH	TEAM	ADJ.	CONF.	ADJ CONF.
Average RPI Loss:	130	RECORD	PCT. RANK	GAMES	SCHEDULE	OF SCHEDULE	RPI	RPI	RPI	RPI
DIV. I ONLY	24- 9	34	8- 2	87	208	48	48	24	24	
DIV. I NON-CONF.	9- 5	95	0- 1	16	80	29	29	25	25	
TOTALS	RPI 1-25	RPI 26-50	W-L RECORDS	RPI 51-100	RPI 101-150	RPI 150+				
24- 9	1- 2	1- 1	OVERALL	4- 2	5- 1	13- 3				
12- 2	1- 1	0- 0	HOME	3- 1	1- 0	7- 0				
8- 7	0- 1	1- 1	AWAY	0- 1	3- 1	4- 3				
4- 0	0- 0	0- 0	NEUTRAL	1- 0	1- 0	2- 0				
9- 5	1- 2	1- 1	NON-CONFERENCE	2- 1	2- 1	3- 0				
4- 2	1- 1	0- 0	HOME	2- 1	0- 0	1- 0				
4- 3	0- 1	1- 1	AWAY	0- 0	2- 1	1- 0				
1- 0	0- 0	0- 0	NEUTRAL	0- 0	0- 0	1- 0				
15- 4	0- 0	0- 0	CONFERENCE	2- 1	3- 0	10- 3				
8- 0	0- 0	0- 0	HOME	1- 0	1- 0	6- 0				
4- 4	0- 0	0- 0	AWAY	0- 1	1- 0	3- 3				
3- 0	0- 0	0- 0	NEUTRAL	1- 0	1- 0	1- 0				

RPI 1-25				RPI 26-50				Team's RPI: 48				RPI 51-100				RPI 101+			
RPI	S	Opponent	Score	RPI	S	Opponent	Score	RPI	S	Opponent	Score	RPI	S	Opponent	Score	RPI	S	Opponent	Score
20	A	Oregon St.	62 74	35	A	DePaul	62 84	54	H	BYU	75 65	102	A	Northern Colo.	71 48				
23	H	Green Bay	75 77	40	A	Arkansas	80 75	62	H	Middle Tenn.	65 61	130	A	Oral Roberts	66 52				
25	H	UALR	67 42					76	A	South Dakota	78 82	130	H	Oral Roberts	71 46				
								76	H	South Dakota	77 67	130	N	Oral Roberts	59 48				
								76	N	South Dakota	72 57	133	A	Marist	64 82				
								89	H	Creighton	81 88	135	A	UNI	74 60				
												217	A	IUPUI	67 68				
												217	H	IUPUI	82 53				
												232	A	Western Ill.	74 61				
												232	H	Western Ill.	69 49				
												237	A	UNLV	65 59				
												259	N	Northern Ill.	55 42				
												268	A	North Dakota St.	78 83				
												268	H	North Dakota St.	82 52				
												293	A	Omaha	60 49				
												293	H	Omaha	101 66				
												295	H	Sam Houston St.	60 49				
												308	A	Denver	72 77				
												308	H	Denver	85 44				
												308	N	Denver	79 61				
												314	A	IPFW	65 64				
												314	H	IPFW	89 68				
LAST 12 Division I GAMES:																			
20	A	Oregon St.	62 74	76	H	South Dakota	77 67	293	A	Omaha	60 49	130	A	Oral Roberts	66 52				
76	N	South Dakota	72 57	308	A	Denver	72 77	314	H	IPFW	89 68	268	H	North Dakota St.	82 52				
130	N	Oral Roberts	59 48																
308	N	Denver	79 61																
217	H	IUPUI	82 53																
232	H	Western Ill.	69 49																

Non-Div I Games:

South Dakota St.

■ Loss,
 ■ Non-Conf, S Site,
 ■ Home
 ■ Away
 N Neutral

Average RPI Win:	155	WON-LOST	WINNING	LAST 10	STRENGTH OF	OPP. STRENGTH	TEAM	ADJ.	CONF.	ADJ CONF.
Average RPI Loss:	23	RECORD	PCT. RANK	GAMES	SCHEDULE	OF SCHEDULE	RPI	RPI	RPI	RPI
DIV. I ONLY	27- 8	27	7- 3	41	61	27	27	7	7	
DIV. I NON-CONF.	10- 4	67	1- 1	41	8	36	36	7	7	
TOTALS	RPI 1-25	RPI 26-50	W-L RECORDS	RPI 51-100	RPI 101-150	RPI 150+				
27- 8	2- 6	0- 0	OVERALL	9- 2	3- 0	13- 0				
13- 3	0- 2	0- 0	HOME	5- 1	2- 0	6- 0				
9- 3	1- 2	0- 0	AWAY	2- 1	0- 0	6- 0				
5- 2	1- 2	0- 0	NEUTRAL	2- 0	1- 0	1- 0				
10- 4	2- 3	0- 0	NON-CONFERENCE	3- 1	2- 0	3- 0				
5- 2	0- 1	0- 0	HOME	2- 1	1- 0	2- 0				
2- 1	1- 1	0- 0	AWAY	0- 0	0- 0	1- 0				
3- 1	1- 1	0- 0	NEUTRAL	1- 0	1- 0	0- 0				
17- 4	0- 3	0- 0	CONFERENCE	6- 1	1- 0	10- 0				
8- 1	0- 1	0- 0	HOME	3- 0	1- 0	4- 0				
7- 2	0- 1	0- 0	AWAY	2- 1	0- 0	5- 0				
2- 1	0- 1	0- 0	NEUTRAL	1- 0	0- 0	1- 0				

RPI 1-25				RPI 26-50				RPI 51-100				RPI 101+			
RPI	S	Opponent	Score	RPI	S	Opponent	Score	RPI	S	Opponent	Score	RPI	S	Opponent	Score
2	A	UConn	50 92					51	A	Tulane	53 40	102	H	Northern Colo.	84 43
2	H	UConn	65 88					51	H	Tulane	64 45	109	N	Illinois	67 61
2	N	UConn	70 84					51	N	Tulane	78 69	116	H	Tulsa	79 46
6	A	Maryland	67 85					60	H	LSU	73 64	185	A	Memphis	57 53
8	H	Louisville	52 60					63	N	Villanova	57 56	185	H	Memphis	72 39
12	N	Kentucky	57 61					72	H	Stetson	78 62	185	N	Memphis	79 51
21	N	Oklahoma	83 68					74	A	East Carolina	64 65	224	A	Penn St.	90 87
22	A	Chattanooga	59 57					74	H	East Carolina	69 62	250	A	Cincinnati	74 44
								77	H	St. John's (NY)	52 55	250	H	Cincinnati	75 36
								98	A	Temple	70 58	252	A	SMU	72 51
								98	H	Temple	79 53	252	H	SMU	82 59
												272	A	UCF	99 71
												272	H	UCF	91 68
												283	A	Houston	71 55
												289	H	Col. of Charleston	67 47
												307	H	UNC Asheville	97 53
LAST 12 Division I GAMES:															
8	H	Louisville	52 60	272	A	UCF	99 71								
60	H	LSU	73 64	250	A	Cincinnati	74 44								
2	N	UConn	70 84	98	H	Temple	79 53								
51	N	Tulane	78 69	116	H	Tulsa	79 46								
185	N	Memphis	79 51	74	A	East Carolina	64 65								
2	H	UConn	65 88	252	A	SMU	72 51								

Non-Div I Games:

South Fla.

Average RPI Win:	307	WON-LOST	WINNING	LAST 10	STRENGTH OF	OPP. STRENGTH	TEAM	ADJ.	CONF.	ADJ CONF.
Average RPI Loss:	199	RECORD	PCT. RANK	GAMES	SCHEDULE	OF SCHEDULE	RPI	RPI	RPI	RPI
DIV. I ONLY	8- 19	283	2- 8	328	322	318	318	26	26	
DIV. I NON-CONF.	5- 6	179	0- 0	307	320	242	242	26	26	
TOTALS	RPI 1-25	RPI 26-50	W-L RECORDS	RPI 51-100	RPI 101-150	RPI 150+				
8- 19	0- 0	0- 0	OVERALL	0- 2	0- 3	8- 14				
4- 7	0- 0	0- 0	HOME	0- 0	0- 2	4- 5				
3- 11	0- 0	0- 0	AWAY	0- 2	0- 1	3- 8				
1- 1	0- 0	0- 0	NEUTRAL	0- 0	0- 0	1- 1				
5- 6	0- 0	0- 0	NON-CONFERENCE	0- 2	0- 1	5- 3				
1- 2	0- 0	0- 0	HOME	0- 0	0- 1	1- 1				
3- 3	0- 0	0- 0	AWAY	0- 2	0- 0	3- 1				
1- 1	0- 0	0- 0	NEUTRAL	0- 0	0- 0	1- 1				
3- 13	0- 0	0- 0	CONFERENCE	0- 0	0- 2	3- 11				
3- 5	0- 0	0- 0	HOME	0- 0	0- 1	3- 4				
0- 8	0- 0	0- 0	AWAY	0- 0	0- 1	0- 7				
0- 0	0- 0	0- 0	NEUTRAL	0- 0	0- 0	0- 0				

RPI 1-25			RPI 26-50			RPI 51-100			RPI 101+			Team's RPI: 318
RPI	S	Opponent	Score	RPI	S	Opponent	Score	RPI	S	Opponent	Score	
						90 A Missouri	42 88	137 A UT Martin			55 96	
						94 A Ole Miss	57 58	137 H UT Martin			60 78	
								150 H Saint Louis			56 74	
								154 A Tennessee St.			55 62	
								172 A Belmont			39 62	
								175 A Southern Ill.			62 78	
								179 A SIUE			67 78	
								179 H SIUE			48 60	
								190 N Idaho			62 78	
								208 A Jacksonville St.			34 70	
								226 N Detroit			61 51	
								232 H Western Ill.			62 79	
								247 H Morehead St.			59 64	
								253 A Central Ark.			48 46	
								260 A Austin Peay			62 70	
								260 H Austin Peay			67 72	
								285 H Eastern Ky.			54 57	
								302 A Eastern Ill.			48 49	
								302 H Eastern Ill.			69 65	
								326 A Bradley			70 65	
								331 A Murray St.			81 86	
								331 H Murray St.			88 66	
								333 H Tennessee Tech			68 66	
								342 A UMKC			65 50	
								346 H Alabama A&M			66 38	
LAST 12 Division I GAMES:												
260	H	Austin Peay	67 72	331	A	Murray St.	81 86					
179	A	SIUE	67 78	260	A	Austin Peay	62 70					
302	A	Eastern Ill.	48 49	137	A	UT Martin	55 96					
331	H	Murray St.	88 66	179	H	SIUE	48 60					
137	H	UT Martin	60 78	333	H	Tennessee Tech	68 66					
302	H	Eastern Ill.	69 65	208	A	Jacksonville St.	34 70					

Non-Div I Games: Ill.-Springfield 73 56 William Woods 77 40

Southeast Mo. St.

Loss, Non-Conf, S Site, H Home A Away N Neutral

Average RPI Win:	258	WON-LOST	WINNING	LAST 10	STRENGTH OF	OPP. STRENGTH	TEAM	ADJ.	CONF.	ADJ CONF.
Average RPI Loss:	191	RECORD	PCT. RANK	GAMES	SCHEDULE	OF SCHEDULE	RPI	RPI	RPI	RPI
DIV. I ONLY	5- 22	321	0- 10	228	300	327	327	27	27	
DIV. I NON-CONF.	2- 7	291	0- 0	70	198	230	230	27	27	
TOTALS	RPI 1-25	RPI 26-50	W-L RECORDS	RPI 51-100	RPI 101-150	RPI 150+				
5- 22	0- 0	0- 2	OVERALL	0- 2	0- 3	5- 15				
5- 7	0- 0	0- 0	HOME	0- 0	0- 1	5- 6				
0- 15	0- 0	0- 2	AWAY	0- 2	0- 2	0- 9				
0- 0	0- 0	0- 0	NEUTRAL	0- 0	0- 0	0- 0				
2- 7	0- 0	0- 2	NON-CONFERENCE	0- 2	0- 2	2- 1				
2- 1	0- 0	0- 0	HOME	0- 0	0- 1	2- 0				
0- 6	0- 0	0- 2	AWAY	0- 2	0- 1	0- 1				
0- 0	0- 0	0- 0	NEUTRAL	0- 0	0- 0	0- 0				
3- 15	0- 0	0- 0	CONFERENCE	0- 0	0- 1	3- 14				
3- 6	0- 0	0- 0	HOME	0- 0	0- 0	3- 6				
0- 9	0- 0	0- 0	AWAY	0- 0	0- 1	0- 8				
0- 0	0- 0	0- 0	NEUTRAL	0- 0	0- 0	0- 0				

RPI S	Opponent	Score	RPI S	Opponent	Score	RPI S	Opponent	Score	RPI S	Opponent	Score	Team's RPI: 327
28	A Mississippi St.	36 97	60	A LSU	42 75	114	A Troy	78 80				
46	A Minnesota	60 109	94	A Ole Miss	71 79	127	H La.-Lafayette	60 71				
						142	A Stephen F. Austin	71 78				
						151	A Auburn	44 72				
						176	A Northwestern St.	60 71				
						176	H Northwestern St.	58 52				
						198	A Lamar	60 83				
						212	A McNeese St.	62 66				
						212	H McNeese St.	57 78				
						215	A Nicholls St.	80 93				
						215	H Nicholls St.	74 77				
						229	H Southern U.	79 76				
						253	A Central Ark.	57 73				
						253	H Central Ark.	48 60				
						255	H Houston Baptist	67 59				
						256	A Abilene Christian	74 75				
						256	H Abilene Christian	65 83				
						257	H A&M-Corpus Christi	53 74				
						295	H Sam Houston St.	78 76				
						300	A New Orleans	75 84				
						300	H New Orleans	64 76				
						337	H Florida A&M	69 67				
						340	A Incarnate Word	70 82				
LAST 12 Division I GAMES:												
215	H Nicholls St.	74 77	215	A Nicholls St.	80 93							
300	A New Orleans	75 84	212	A McNeese St.	62 66							
253	A Central Ark.	57 73	256	A Abilene Christian	74 75							
176	A Northwestern St.	60 71	253	H Central Ark.	48 60							
256	H Abilene Christian	65 83	176	H Northwestern St.	58 52							
300	H New Orleans	64 76	212	H McNeese St.	57 78							

Non-Div I Games: William Carey 62 35 Mobile 74 47

Southeastern La.

■ Loss,
 ■ Non-Conf, S Site,
 ■ Home
 ■ Away
 N Neutral

Average RPI Win:	168	WON-LOST	WINNING	LAST 10	STRENGTH OF	OPP. STRENGTH	TEAM	ADJ.	CONF.	ADJ CONF.
Average RPI Loss:	47	RECORD	PCT. RANK	GAMES	SCHEDULE	OF SCHEDULE	RPI	RPI	RPI	RPI
DIV. I ONLY	15- 15	169	4- 6	58	19	93	93	5	5	
DIV. I NON-CONF.	8- 3	62	0- 0	140	56	58	58	5	5	
TOTALS	RPI 1-25	RPI 26-50	W-L RECORDS	RPI 51-100	RPI 101-150	RPI 150+				
15- 15	1- 7	0- 2	OVERALL	4- 5	2- 0	8- 1				
8- 6	0- 4	0- 1	HOME	3- 1	1- 0	4- 0				
6- 8	1- 3	0- 1	AWAY	1- 3	1- 0	3- 1				
1- 1	0- 0	0- 0	NEUTRAL	0- 1	0- 0	1- 0				
8- 3	0- 1	0- 1	NON-CONFERENCE	2- 1	2- 0	4- 0				
4- 1	0- 0	0- 1	HOME	2- 0	1- 0	1- 0				
3- 2	0- 1	0- 0	AWAY	0- 1	1- 0	2- 0				
1- 0	0- 0	0- 0	NEUTRAL	0- 0	0- 0	1- 0				
7- 12	1- 6	0- 1	CONFERENCE	2- 4	0- 0	4- 1				
4- 5	0- 4	0- 0	HOME	1- 1	0- 0	3- 0				
3- 6	1- 2	0- 1	AWAY	1- 2	0- 0	1- 1				
0- 1	0- 0	0- 0	NEUTRAL	0- 1	0- 0	0- 0				

RPI 1-25				RPI 26-50				RPI 51-100 Team's RPI: 93				RPI 101+			
RPI	S	Opponent	Score	RPI	S	Opponent	Score	RPI	S	Opponent	Score	RPI	S	Opponent	Score
4	A	South Carolina	61 70	36	A	Washington	48 60	52	A	St. Mary's (CA)	58 64	113	A	Long Beach St.	90 85
13	H	Arizona St.	73 76	47	H	Oklahoma St.	62 66	53	A	UCLA	60 71	117	H	Sacramento St.	101 99
17	A	Stanford	60 79					53	H	UCLA	52 59	171	A	Oregon	57 63
17	H	Stanford	60 71					57	H	Fresno St.	68 50	171	H	Oregon	70 54
20	A	Oregon St.	35 68					75	H	CSUN	85 74	209	H	Arizona	77 51
20	H	Oregon St.	66 76					78	A	Washington St.	62 68	236	A	Utah	46 43
24	A	California	65 54					99	A	Colorado	81 61	236	H	Utah	73 54
24	H	California	53 67					99	H	Colorado	66 51	252	A	SMU	64 57
								99	N	Colorado	63 75	265	A	Davidson	99 64
												273	H	Loyola Marymount	96 54
												295	N	Sam Houston St.	88 67
LAST 12 Division I GAMES:															
				99	N	Colorado	63 75	17	A	Stanford	60 79				
				78	A	Washington St.	62 68	99	H	Colorado	66 51				
				36	A	Washington	48 60	236	H	Utah	73 54				
				13	H	Arizona St.	73 76	171	A	Oregon	57 63				
				209	H	Arizona	77 51	20	A	Oregon St.	35 68				
				24	A	California	65 54	17	H	Stanford	60 71				

Non-Div I Games:

Southern California

■ Loss,
 ■ Non-Conf,
 ■ S Site,
 ■ H Home
 ■ A Away
 N Neutral

Average RPI Win:	241	WON-LOST	WINNING	LAST 10	STRENGTH OF	OPP. STRENGTH	TEAM	ADJ.	CONF.	ADJ CONF.
Average RPI Loss:	126	RECORD	PCT. RANK	GAMES	SCHEDULE	OF SCHEDULE	RPI	RPI	RPI	RPI
DIV. I ONLY	17- 13	122	6- 4	243	233	175	175	21	21	
DIV. I NON-CONF.	7- 4	105	0- 0	173	256	120	120	19	19	
TOTALS	RPI 1-25	RPI 26-50	W-L RECORDS	RPI 51-100	RPI 101-150	RPI 150+				
17- 13	0- 1	0- 2	OVERALL	0- 1	3- 7	14- 2				
9- 5	0- 0	0- 1	HOME	0- 0	2- 2	7- 2				
8- 5	0- 0	0- 1	AWAY	0- 1	1- 3	7- 0				
0- 3	0- 1	0- 0	NEUTRAL	0- 0	0- 2	0- 0				
7- 4	0- 1	0- 0	NON-CONFERENCE	0- 1	1- 2	6- 0				
4- 1	0- 0	0- 0	HOME	0- 0	0- 1	4- 0				
3- 1	0- 0	0- 0	AWAY	0- 1	1- 0	2- 0				
0- 2	0- 1	0- 0	NEUTRAL	0- 0	0- 1	0- 0				
10- 9	0- 0	0- 2	CONFERENCE	0- 0	2- 5	8- 2				
5- 4	0- 0	0- 1	HOME	0- 0	2- 1	3- 2				
5- 4	0- 0	0- 1	AWAY	0- 0	0- 3	5- 0				
0- 1	0- 0	0- 0	NEUTRAL	0- 0	0- 1	0- 0				

RPI 1-25			RPI 26-50			RPI 51-100			RPI 101+ Team's RPI: 175		
RPI	S	Opponent	Score	RPI	S	Opponent	Score	RPI	S	Opponent	Score
20	N	Oregon St.	55 71	42	A	Wichita St.	61 80	88	A	Wright St.	50 70
				42	H	Wichita St.	61 69				
LAST 12 Division I GAMES:											
135	N	UNI	50 59	186	A	Indiana St.	76 58	105	A	Drake	66 81
329	H	Illinois St.	54 69	248	A	Evansville	62 53	105	H	Drake	81 76
304	A	Loyola Chicago	74 70	135	H	UNI	79 75	109	H	Illinois	42 86
326	A	Bradley	72 66	105	H	Drake	81 76	126	A	Missouri St.	57 61
42	H	Wichita St.	61 69	326	H	Bradley	76 59	126	H	Missouri St.	57 73
126	H	Missouri St.	57 73	304	H	Loyola Chicago	64 58	134	N	Toledo	48 64
								135	A	UNI	70 79
								135	H	UNI	79 75
								135	N	UNI	50 59
								137	A	UT Martin	87 78
								173	H	Mercer	67 52
								185	H	Memphis	82 75
								186	A	Indiana St.	76 58
								186	H	Indiana St.	65 53
								247	A	Morehead St.	75 66
								248	A	Evansville	62 53
								248	H	Evansville	58 63
								260	A	Austin Peay	75 65
								304	A	Loyola Chicago	74 70
								304	H	Loyola Chicago	64 58
								318	H	Southeast Mo. St.	78 62
								326	A	Bradley	72 66
								326	H	Bradley	76 59
								329	A	Illinois St.	65 56
								329	H	Illinois St.	54 69
								331	H	Murray St.	78 63

Non-Div I Games:

Southern Ill.

■ Loss,
 ■ Non-Conf,
 ■ S Site,
 ■ Home
 ■ A Away
 N Neutral

Average RPI Win:	190	WON-LOST	WINNING	LAST 10	STRENGTH OF	OPP. STRENGTH	TEAM	ADJ.	CONF.	ADJ CONF.
Average RPI Loss:	119	RECORD	PCT. RANK	GAMES	SCHEDULE	OF SCHEDULE	RPI	RPI	RPI	RPI
DIV. I ONLY	25- 11	58	7- 3	86	197	71	71	17	17	
DIV. I NON-CONF.	10- 5	87	3- 1	145	247	108	108	18	18	
TOTALS	RPI 1-25	RPI 26-50	W-L RECORDS	RPI 51-100	RPI 101-150	RPI 150+				
25- 11	0- 1	1- 2	OVERALL	5- 2	2- 1	17- 5				
14- 5	0- 0	0- 1	HOME	3- 1	1- 1	10- 2				
10- 5	0- 1	1- 0	AWAY	1- 1	1- 0	7- 3				
1- 1	0- 0	0- 1	NEUTRAL	1- 0	0- 0	0- 0				
10- 5	0- 1	0- 1	NON-CONFERENCE	2- 2	0- 0	8- 1				
8- 2	0- 0	0- 1	HOME	2- 1	0- 0	6- 0				
2- 3	0- 1	0- 0	AWAY	0- 1	0- 0	2- 1				
0- 0	0- 0	0- 0	NEUTRAL	0- 0	0- 0	0- 0				
15- 6	0- 0	1- 1	CONFERENCE	3- 0	2- 1	9- 4				
6- 3	0- 0	0- 0	HOME	1- 0	1- 1	4- 2				
8- 2	0- 0	1- 0	AWAY	1- 0	1- 0	5- 2				
1- 1	0- 0	0- 1	NEUTRAL	1- 0	0- 0	0- 0				

RPI S	Opponent	Score	RPI S	Opponent	Score	RPI S	Opponent	Score	RPI S	Opponent	Score
18 A	FGCU	62 78	28 H	Mississippi St.	46 73	55 H	Michigan	60 69	119 H	Old Dominion	70 53
			29 A	Western Ky.	63 61	62 A	Middle Tenn.	77 75	121 A	Louisiana Tech	79 77
			29 N	Western Ky.	57 60	62 H	Middle Tenn.	70 65	121 H	Louisiana Tech	64 67
						62 N	Middle Tenn.	65 53	158 H	Charlotte	72 83
						69 H	TCU	77 73	168 A	Marshall	65 67
						85 H	Eastern Mich.	76 65	170 H	N.C. A&T	72 48
						94 A	Ole Miss	66 68	177 H	Texas Southern	79 69
									177 H	Texas Southern	79 69
									181 A	UTSA	61 59
									181 H	UTSA	69 60
									187 A	UAB	80 66
									187 A	UAB	49 62
									187 H	UAB	44 39
									212 A	McNeese St.	55 57
									215 A	Nicholls St.	89 57
									221 A	Fla. Atlantic	67 65
									244 A	UTEP	66 60
									244 H	UTEP	59 71
									260 H	Austin Peay	80 71
									270 H	Rice	65 54
									316 A	South Ala.	64 53
									328 H	North Texas	67 55
									333 H	Tennessee Tech	80 58
									334 A	FIU	78 65
									349 H	Mississippi Val.	69 51

LAST 12 Division I GAMES:											
55 H	Michigan	60 69	187 A	UAB	80 66						
85 H	Eastern Mich.	76 65	121 H	Louisiana Tech	64 67						
69 H	TCU	77 73	244 A	UTEP	66 60						
177 H	Texas Southern	79 69	181 A	UTSA	61 59						
29 N	Western Ky.	57 60	158 H	Charlotte	72 83						
62 N	Middle Tenn.	65 53	119 H	Old Dominion	70 53						

Non-Div I Games: William Carey 98 45

Southern Miss.

Average RPI Win:	305	WON-LOST	WINNING	LAST 10	STRENGTH OF	OPP. STRENGTH	TEAM	ADJ.	CONF.	ADJ CONF.
Average RPI Loss:	181	RECORD	PCT. RANK	GAMES	SCHEDULE	OF SCHEDULE	RPI	RPI	RPI	RPI
DIV. I ONLY	18- 12	105	7- 2	348	331	229	229	32	32	
DIV. I NON-CONF.	1- 8	322	0- 0	321	69	338	338	31	31	
TOTALS	RPI 1-25	RPI 26-50	W-L RECORDS	RPI 51-100	RPI 101-150	RPI 150+				
18- 12	0- 1	0- 1	OVERALL	0- 1	0- 1	18- 8				
9- 1	0- 0	0- 0	HOME	0- 0	0- 0	9- 1				
7- 9	0- 1	0- 1	AWAY	0- 1	0- 1	7- 5				
2- 2	0- 0	0- 0	NEUTRAL	0- 0	0- 0	2- 2				
1- 8	0- 1	0- 1	NON-CONFERENCE	0- 1	0- 1	1- 4				
1- 0	0- 0	0- 0	HOME	0- 0	0- 0	1- 0				
0- 7	0- 1	0- 1	AWAY	0- 1	0- 1	0- 3				
0- 1	0- 0	0- 0	NEUTRAL	0- 0	0- 0	0- 1				
17- 4	0- 0	0- 0	CONFERENCE	0- 0	0- 0	17- 4				
8- 1	0- 0	0- 0	HOME	0- 0	0- 0	8- 1				
7- 2	0- 0	0- 0	AWAY	0- 0	0- 0	7- 2				
2- 1	0- 0	0- 0	NEUTRAL	0- 0	0- 0	2- 1				

RPI 1-25				RPI 26-50				RPI 51-100				RPI 101+ Team's RPI: 229			
RPI	S	Opponent	Score	RPI	S	Opponent	Score	RPI	S	Opponent	Score	RPI	S	Opponent	Score
19	A	Texas	42 80	46	A	Minnesota	62 107	94	A	Ole Miss	68 91	109	A	Illinois	42 62
												159	A	Florida	49 78
												177	A	Texas Southern	0 2
												177	H	Texas Southern	48 62
												209	A	Arizona	45 56
												246	A	Alabama St.	53 49
												246	H	Alabama St.	72 58
												246	N	Alabama St.	55 73
												251	A	Prairie View	78 50
												251	H	Prairie View	67 51
												251	N	Prairie View	64 40
												274	A	Jackson St.	77 61
												274	H	Jackson St.	82 60
												297	N	Ga. Southern	52 68
												313	A	Grambling	56 57
												313	H	Grambling	80 52
												317	A	Alcorn	59 51
												317	H	Alcorn	76 55
												327	A	Southeastern La.	76 79
												337	H	Florida A&M	80 69
												338	A	Ark.-Pine Bluff	72 47
												338	H	Ark.-Pine Bluff	69 42
												346	A	Alabama A&M	77 55
												346	H	Alabama A&M	84 53
												349	A	Mississippi Val.	59 50
												349	H	Mississippi Val.	70 51
LAST 12 Division I GAMES:															
				246	N	Alabama St.	55 73					246	H	Alabama St.	72 58
				251	N	Prairie View	64 40					346	H	Alabama A&M	84 53
				349	N	Mississippi Val.	62 57					349	A	Mississippi Val.	59 50
				177	A	Texas Southern	0 2					338	A	Ark.-Pine Bluff	72 47
				251	A	Prairie View	78 50					274	H	Jackson St.	82 60
				317	H	Alcorn	76 55					313	H	Grambling	80 52

Non-Div I Games: Mobile 85 50

Southern U.

■ Loss,
 ■ Non-Conf,
 ■ S Site,
 ■ Home
 ■ A Away
 N Neutral

RPI	S	Opponent	Score
349	N	Mississippi Val.	62 57

Southern U.

Southern Utah

Through Games Of April 7, 2015

Average RPI Win:	251	WON-LOST	WINNING	LAST 10	STRENGTH OF	OPP. STRENGTH	TEAM	ADJ.	CONF.	ADJ CONF.
Average RPI Loss:	161	RECORD	PCT. RANK	GAMES	SCHEDULE	OF SCHEDULE	RPI	RPI	RPI	RPI
DIV. I ONLY	11- 15	229	2- 8	282	254	254	254	19	19	
DIV. I NON-CONF.	5- 3	117	0- 0	229	314	159	159	17	17	
TOTALS	RPI 1-25	RPI 26-50	W-L RECORDS	RPI 51-100	RPI 101-150	RPI 150+				
11- 15	0- 0	0- 1	OVERALL	0- 1	1- 6	10- 7				
8- 5	0- 0	0- 0	HOME	0- 1	1- 3	7- 1				
3- 9	0- 0	0- 1	AWAY	0- 0	0- 3	3- 5				
0- 1	0- 0	0- 0	NEUTRAL	0- 0	0- 0	0- 1				
5- 3	0- 0	0- 1	NON-CONFERENCE	0- 0	1- 1	4- 1				
3- 1	0- 0	0- 0	HOME	0- 0	1- 1	2- 0				
2- 1	0- 0	0- 1	AWAY	0- 0	0- 0	2- 0				
0- 1	0- 0	0- 0	NEUTRAL	0- 0	0- 0	0- 1				
6- 12	0- 0	0- 0	CONFERENCE	0- 1	0- 5	6- 6				
5- 4	0- 0	0- 0	HOME	0- 1	0- 2	5- 1				
1- 8	0- 0	0- 0	AWAY	0- 0	0- 3	1- 5				
0- 0	0- 0	0- 0	NEUTRAL	0- 0	0- 0	0- 0				

RPI S	Opponent	Score	RPI S	Opponent	Score	RPI S	Opponent	Score	RPI S	Opponent	Score	Team's RPI: 254
33	A Gonzaga	51 70	83	H Montana	37 59	102	A Northern Colo.	58 87	102	H Northern Colo.	66 88	
						111	H Boise St.	66 64	115	H New Mexico St.	64 81	
						117	A Sacramento St.	73 107	117	H Sacramento St.	67 69	
						122	A Eastern Wash.	67 88	156	N UC Davis	53 76	
						169	H Montana St.	74 69	180	A North Dakota	52 67	
						180	H North Dakota	73 66	190	A Idaho	49 76	
						237	H UNLV	93 84	237	A Idaho St.	68 61	
						239	H Idaho St.	76 75	258	A Weber St.	39 60	
						258	H Weber St.	48 50	267	A Northern Ariz.	64 73	
						267	H Northern Ariz.	63 53	267	H Northern Ariz.	63 53	
						310	A Portland St.	65 80	310	H Portland St.	86 74	
						310	H Portland St.	86 74	330	A Utah Valley	76 72	
						330	H Utah Valley	66 61	330	H Utah Valley	66 61	
						345	A Air Force	73 57				
LAST 12 Division I GAMES:												
310	A Portland St.	65 80	239	H Idaho St.	76 75							
117	A Sacramento St.	73 107	258	H Weber St.	48 50							
180	H North Dakota	73 66	102	A Northern Colo.	58 87							
102	H Northern Colo.	66 88	180	A North Dakota	52 67							
190	A Idaho	49 76	267	A Northern Ariz.	64 73							
122	A Eastern Wash.	67 88	83	H Montana	37 59							

Non-Div I Games: N.M. Highlands 82 64 Westminster (UT) 74 72

Southern Utah

Loss, Non-Conf, S Site, H Home A Away N Neutral

St. Bonaventure

Through Games Of April 7, 2015

Average RPI Win:	227	WON-LOST	WINNING	LAST 10	STRENGTH OF	OPP. STRENGTH	TEAM	ADJ.	CONF.	ADJ CONF.
Average RPI Loss:	98	RECORD	PCT. RANK	GAMES	SCHEDULE	OF SCHEDULE	RPI	RPI	RPI	RPI
DIV. I ONLY	15- 15	169	4- 6	220	90	166	166	6	6	
DIV. I NON-CONF.	10- 3	38	0- 0	326	199	106	106	6	6	
TOTALS	RPI 1-25	RPI 26-50	W-L RECORDS	RPI 51-100	RPI 101-150	RPI 150+				
15- 15	0- 2	0- 3	OVERALL	1- 4	2- 3	12- 3				
7- 5	0- 1	0- 1	HOME	0- 1	1- 1	6- 1				
7- 9	0- 1	0- 2	AWAY	0- 3	1- 2	6- 1				
1- 1	0- 0	0- 0	NEUTRAL	1- 0	0- 0	0- 1				
10- 3	0- 0	0- 1	NON-CONFERENCE	1- 0	0- 2	9- 0				
4- 0	0- 0	0- 0	HOME	0- 0	0- 0	4- 0				
5- 3	0- 0	0- 1	AWAY	0- 0	0- 2	5- 0				
1- 0	0- 0	0- 0	NEUTRAL	1- 0	0- 0	0- 0				
5- 12	0- 2	0- 2	CONFERENCE	0- 4	2- 1	3- 3				
3- 5	0- 1	0- 1	HOME	0- 1	1- 1	2- 1				
2- 6	0- 1	0- 1	AWAY	0- 3	1- 0	1- 1				
0- 1	0- 0	0- 0	NEUTRAL	0- 0	0- 0	0- 1				

RPI 1-25				RPI 26-50				RPI 51-100				RPI 101+ Team's RPI: 166			
RPI	S	Opponent	Score	RPI	S	Opponent	Score	RPI	S	Opponent	Score	RPI	S	Opponent	Score
11	H	Dayton	70 86	31	A	James Madison	43 76	73	A	Fordham	51 54	129	A	Buffalo	44 51
14	A	George Washington	48 70	44	A	Duquesne	43 51	73	H	Fordham	62 72	134	A	Toledo	58 64
				44	H	Duquesne	63 76	86	A	Richmond	61 67	136	H	Rhode Island	73 59
								87	A	Saint Joseph's	48 66	141	H	VCU	51 61
								92	N	Drexel	43 32	150	A	Saint Louis	57 55
												184	H	La Salle	53 66
												192	A	Massachusetts	77 57
												192	H	Massachusetts	65 53
												192	N	Massachusetts	49 55
												224	A	Penn St.	56 54
												226	A	Detroit	68 56
												231	A	Brown	58 56
												234	A	George Mason	55 68
												238	A	Niagara	72 60
												263	H	Canisius	62 46
												265	H	Davidson	72 56
												266	H	Colgate	65 49
												296	A	Georgetown	70 64
												311	H	UNCG	78 60
												324	H	Binghamton	72 54
LAST 12 Division I GAMES:															
192	N	Massachusetts	49 55	136	H	Rhode Island	73 59								
44	A	Duquesne	43 51	73	A	Fordham	51 54								
184	H	La Salle	53 66	192	A	Massachusetts	77 57								
265	H	Davidson	72 56	44	H	Duquesne	63 76								
150	A	Saint Louis	57 55	87	A	Saint Joseph's	48 66								
14	A	George Washington	48 70	141	H	VCU	51 61								

Non-Div I Games:

St. Bonaventure

■ Loss,
 ■ Non-Conf,
 ■ S Site,
 ■ Home
 ■ A Away
 N Neutral

Average RPI Win:	263	WON-LOST	WINNING	LAST 10	STRENGTH OF	OPP. STRENGTH	TEAM	ADJ.	CONF.	ADJ CONF.
Average RPI Loss:	190	RECORD	PCT. RANK	GAMES	SCHEDULE	OF SCHEDULE	RPI	RPI	RPI	RPI
DIV. I ONLY	15- 19	217	8- 2	267	297	234	234	29	29	
DIV. I NON-CONF.	3- 10	285	0- 1	205	233	284	284	28	28	
TOTALS	RPI 1-25	RPI 26-50	W-L RECORDS	RPI 51-100	RPI 101-150	RPI 150+				
15- 19	0- 1	0- 0	OVERALL	0- 3	0- 1	15- 14				
6- 7	0- 0	0- 0	HOME	0- 1	0- 0	6- 6				
7- 10	0- 1	0- 0	AWAY	0- 1	0- 1	7- 7				
2- 2	0- 0	0- 0	NEUTRAL	0- 1	0- 0	2- 1				
3- 10	0- 1	0- 0	NON-CONFERENCE	0- 3	0- 1	3- 5				
1- 3	0- 0	0- 0	HOME	0- 1	0- 0	1- 2				
0- 5	0- 1	0- 0	AWAY	0- 1	0- 1	0- 2				
2- 2	0- 0	0- 0	NEUTRAL	0- 1	0- 0	2- 1				
12- 9	0- 0	0- 0	CONFERENCE	0- 0	0- 0	12- 9				
5- 4	0- 0	0- 0	HOME	0- 0	0- 0	5- 4				
7- 5	0- 0	0- 0	AWAY	0- 0	0- 0	7- 5				
0- 0	0- 0	0- 0	NEUTRAL	0- 0	0- 0	0- 0				

RPI 1-25				RPI 26-50				RPI 51-100				RPI 101+ Team's RPI: 234			
RPI	S	Opponent	Score	RPI	S	Opponent	Score	RPI	S	Opponent	Score	RPI	S	Opponent	Score
2	A	UConn	33 89					80	A	Albany (NY)	47 90	101	A	Army	55 61
								84	H	Georgia Tech	59 65	157	A	Bryant	62 52
								87	N	Saint Joseph's	42 64	157	H	Bryant	53 65
												162	A	Central Conn. St.	43 61
												162	A	Central Conn. St.	71 63
												162	H	Central Conn. St.	49 51
												180	N	North Dakota	63 70
												193	H	Stony Brook	57 55
												202	A	Robert Morris	77 62
												202	A	Robert Morris	64 67
												202	H	Robert Morris	64 69
												211	H	Lafayette	51 73
												218	A	Sacred Heart	77 59
												218	A	Sacred Heart	55 71
												218	H	Sacred Heart	77 53
												219	A	UMass Lowell	62 64
												276	N	Rider	71 60
												294	A	NJIT	50 57
												298	A	Fairleigh Dickinson	72 61
												298	H	Fairleigh Dickinson	57 60
												306	H	Vermont	61 63
												309	A	LIU Brooklyn	73 49
												309	H	LIU Brooklyn	62 53
												319	A	Mt. St. Mary's	48 56
												319	H	Mt. St. Mary's	52 46
												320	A	Saint Francis (PA)	70 55
LAST 12 Division I GAMES:															
2	A	UConn	33 89	298	H	Fairleigh Dickinson	57 60	320	H	Saint Francis (PA)	71 55	323	A	Wagner	67 55
202	A	Robert Morris	77 62	323	H	Wagner	67 55	218	H	Sacred Heart	77 53	162	A	Central Conn. St.	43 61
162	A	Central Conn. St.	71 63	218	H	Sacred Heart	77 53	162	A	Central Conn. St.	43 61	323	A	Wagner	60 63
218	A	Sacred Heart	77 59	162	A	Central Conn. St.	43 61								
309	A	LIU Brooklyn	73 49												
157	A	Bryant	62 52												

Non-Div I Games:

St. Francis Brooklyn

■ Loss,
 ■ Non-Conf,
 ■ S Site,
 ■ H Home
 ■ A Away
 N Neutral

S
t
.
F
r
a
n
c
i
s
B
r
o
o
k
l
y
n

St. Francis Brooklyn
RPI S Opponent Score

Through Games Of April 7, 2015

RPI	S	Opponent	Score	
320	H	Saint Francis (PA)	71	55
323	A	Wagner	60	63
323	H	Wagner	67	55
325	N	Saint Peter's	48	36

S
t
.
F
r
a
n
c
i
s
B
r
o
o
k
l
y
n

St. Francis Brooklyn

St. John's (NY)

Through Games Of April 7, 2015

Average RPI Win:	184	WON-LOST	WINNING	LAST 10	STRENGTH OF	OPP. STRENGTH	TEAM	ADJ.	CONF.	ADJ CONF.
Average RPI Loss:	81	RECORD	PCT. RANK	GAMES	SCHEDULE	OF SCHEDULE	RPI	RPI	RPI	RPI
DIV. I ONLY	23- 11	66	6- 4	110	99	77	77	10	10	
DIV. I NON-CONF.	11- 2	17	2- 0	127	165	52	52	9	9	
TOTALS	RPI 1-25	RPI 26-50	W-L RECORDS	RPI 51-100	RPI 101-150	RPI 150+				
23- 11	0- 1	2- 4	OVERALL	4- 3	4- 1	13- 2				
14- 4	0- 0	1- 1	HOME	2- 1	1- 1	10- 1				
8- 5	0- 0	1- 2	AWAY	1- 2	3- 0	3- 1				
1- 2	0- 1	0- 1	NEUTRAL	1- 0	0- 0	0- 0				
11- 2	0- 1	1- 0	NON-CONFERENCE	1- 0	3- 0	6- 1				
8- 1	0- 0	0- 0	HOME	1- 0	1- 0	6- 1				
3- 0	0- 0	1- 0	AWAY	0- 0	2- 0	0- 0				
0- 1	0- 1	0- 0	NEUTRAL	0- 0	0- 0	0- 0				
12- 9	0- 0	1- 4	CONFERENCE	3- 3	1- 1	7- 1				
6- 3	0- 0	1- 1	HOME	1- 1	0- 1	4- 0				
5- 5	0- 0	0- 2	AWAY	1- 2	1- 0	3- 1				
1- 1	0- 0	0- 1	NEUTRAL	1- 0	0- 0	0- 0				

RPI 1-25				RPI 26-50				RPI 51-100				Team's RPI: 77		RPI 101+			
RPI	S	Opponent	Score	RPI	S	Opponent	Score	RPI	S	Opponent	Score			RPI	S	Opponent	Score
2	N	UConn	54 70	27	A	South Fla.	55 52	63	A	Villanova	55 63			101	H	Army	64 56
				35	A	DePaul	55 82	63	A	Villanova	69 81			128	A	Yale	61 50
				35	H	DePaul	75 84	63	H	Villanova	56 51			133	A	Marist	49 48
				43	A	Seton Hall	73 78	73	H	Fordham	77 63			146	A	Butler	60 49
				43	H	Seton Hall	59 50	89	A	Creighton	61 38			146	H	Butler	50 55
				43	N	Seton Hall	60 72	89	H	Creighton	50 75			151	H	Auburn	56 49
								89	N	Creighton	57 54			159	H	Florida	72 66
														186	H	Indiana St.	67 73
														191	A	Xavier	61 74
														191	H	Xavier	65 42
														249	A	Marquette	64 52
														249	H	Marquette	67 52
														269	A	Providence	68 52
														269	H	Providence	70 49
														272	H	UCF	62 48
														294	H	NJIT	66 42
														296	A	Georgetown	74 57
														296	H	Georgetown	75 61
														323	H	Wagner	71 49
														324	H	Binghamton	67 51
LAST 12 Division I GAMES:																	
				63	A	Villanova	55 63	146	A	Butler	60 49						
				73	H	Fordham	77 63	296	H	Georgetown	75 61						
				101	H	Army	64 56	63	H	Villanova	56 51						
				43	N	Seton Hall	60 72	35	A	DePaul	55 82						
				89	N	Creighton	57 54	249	A	Marquette	64 52						
				191	A	Xavier	61 74	269	H	Providence	70 49						

Non-Div I Games:

St. John's (NY)

■ Loss,
 ■ Non-Conf,
 ■ S Site,
 ■ Home
 ■ A Away
 N Neutral

Average RPI Win: 160		WON-LOST	WINNING	LAST 10	STRENGTH OF	OPP. STRENGTH	TEAM	ADJ.	CONF.	ADJ CONF.
Average RPI Loss: 71		RECORD	PCT. RANK	GAMES	SCHEDULE	OF SCHEDULE	RPI	RPI	RPI	RPI
DIV. I ONLY		23- 11	66	6- 4	77	81	52	52	9	9
DIV. I NON-CONF.		10- 5	87	3- 1	68	48	48	48	8	8
TOTALS		RPI 1-25	RPI 26-50	W-L RECORDS	RPI 51-100	RPI 101-150	RPI 150+			
23- 11	0- 1		0- 2	OVERALL	9- 5	3- 3	11- 0			
13- 4	0- 0		0- 1	HOME	7- 1	1- 2	5- 0			
10- 6	0- 1		0- 1	AWAY	2- 3	2- 1	6- 0			
0- 1	0- 0		0- 0	NEUTRAL	0- 1	0- 0	0- 0			
10- 5	0- 1		0- 0	NON-CONFERENCE	5- 2	2- 2	3- 0			
7- 1	0- 0		0- 0	HOME	5- 0	1- 1	1- 0			
3- 4	0- 1		0- 0	AWAY	0- 2	1- 1	2- 0			
0- 0	0- 0		0- 0	NEUTRAL	0- 0	0- 0	0- 0			
13- 6	0- 0		0- 2	CONFERENCE	4- 3	1- 1	8- 0			
6- 3	0- 0		0- 1	HOME	2- 1	0- 1	4- 0			
7- 2	0- 0		0- 1	AWAY	2- 1	1- 0	4- 0			
0- 1	0- 0		0- 0	NEUTRAL	0- 1	0- 0	0- 0			

RPI 1-25				RPI 26-50				RPI 51-100				RPI 101+			
RPI	S	Opponent	Score	RPI	S	Opponent	Score	RPI	S	Opponent	Score	RPI	S	Opponent	Score
14	A	George Washington	52 70	33	A	Gonzaga	72 80	53	A	UCLA	66 82	112	A	Virginia	49 62
				33	H	Gonzaga	42 52	54	A	BYU	61 51	117	A	Sacramento St.	77 69
								54	H	BYU	76 71	117	H	Sacramento St.	99 91
								54	N	BYU	64 65	124	H	Boston College	72 82
								57	A	Fresno St.	56 60	140	A	San Francisco	68 66
								57	H	Fresno St.	83 64	140	H	San Francisco	63 65
								59	H	Iowa St.	67 63	156	A	UC Davis	57 55
								65	A	San Diego	57 56	167	A	Cal Poly	65 64
								65	H	San Diego	68 66	223	A	Santa Clara	62 61
								75	H	CSUN	73 63	223	H	Santa Clara	74 71
								81	H	Hawaii	92 88	233	A	Pepperdine	53 49
								82	A	Pacific	48 61	233	H	Pepperdine	73 68
								82	H	Pacific	86 88	273	A	Loyola Marymount	56 49
								93	H	Southern California	64 58	273	H	Loyola Marymount	72 71
												292	A	Portland	62 58
												292	H	Portland	66 53
												341	H	Howard	80 55
LAST 12 Division I GAMES:															
				53	A	UCLA	66 82	140	H	San Francisco	63 65				
				117	A	Sacramento St.	77 69	292	A	Portland	62 58				
				57	H	Fresno St.	83 64	33	A	Gonzaga	72 80				
				81	H	Hawaii	92 88	65	H	San Diego	68 66				
				54	N	BYU	64 65	54	H	BYU	76 71				
				223	H	Santa Clara	74 71	82	A	Pacific	48 61				

Non-Div I Games:

St. Mary's (CA)

Loss, Non-Conf, S Site, H Home A Away N Neutral

Average RPI Win:	99	WON-LOST	WINNING	LAST 10	STRENGTH OF	OPP. STRENGTH	TEAM	ADJ.	CONF.	ADJ CONF.
Average RPI Loss:	49	RECORD	PCT. RANK	GAMES	SCHEDULE	OF SCHEDULE	RPI	RPI	RPI	RPI
DIV. I ONLY	26- 10	39	1- 1	8	5	17	17	5	5	
DIV. I NON-CONF.	10- 5	87	1- 1	11	5	24	24	5	5	
TOTALS	RPI 1-25	RPI 26-50	W-L RECORDS	RPI 51-100	RPI 101-150	RPI 150+				
26- 10	6- 8	2- 0	OVERALL	10- 0	2- 0	6- 2				
14- 3	2- 3	1- 0	HOME	5- 0	1- 0	5- 0				
8- 5	2- 3	1- 0	AWAY	4- 0	1- 0	0- 2				
4- 2	2- 2	0- 0	NEUTRAL	1- 0	0- 0	1- 0				
10- 5	2- 5	0- 0	NON-CONFERENCE	2- 0	2- 0	4- 0				
7- 1	2- 1	0- 0	HOME	1- 0	1- 0	3- 0				
2- 2	0- 2	0- 0	AWAY	1- 0	1- 0	0- 0				
1- 2	0- 2	0- 0	NEUTRAL	0- 0	0- 0	1- 0				
16- 5	4- 3	2- 0	CONFERENCE	8- 0	0- 0	2- 2				
7- 2	0- 2	1- 0	HOME	4- 0	0- 0	2- 0				
6- 3	2- 1	1- 0	AWAY	3- 0	0- 0	0- 2				
3- 0	2- 0	0- 0	NEUTRAL	1- 0	0- 0	0- 0				

RPI	S	Opponent	Score	RPI	S	Opponent	Score	RPI	S	Opponent	Score	RPI	S	Opponent	Score
1	N	Notre Dame	60 81	36	A	Washington	60 56	53	A	UCLA	79 70	110	A	New Mexico	70 65
2	H	UConn	88 86	36	H	Washington	82 69	53	H	UCLA	68 50	124	H	Boston College	96 63
3	A	Tennessee	40 59					53	N	UCLA	67 62	156	H	UC Davis	71 59
13	A	Arizona St.	52 53					75	H	CSUN	73 60	171	A	Oregon	55 62
13	H	Arizona St.	57 60					78	A	Washington St.	86 76	209	A	Arizona	57 60
13	N	Arizona St.	59 56					78	H	Washington St.	75 56	209	H	Arizona	77 47
16	N	North Carolina	54 70					81	A	Hawaii	86 73	223	H	Santa Clara	82 43
19	H	Texas	81 87					93	A	Southern California	71 60	236	H	Utah	55 44
20	A	Oregon St.	69 58					93	H	Southern California	79 60	251	N	Prairie View	88 45
21	H	Oklahoma	86 76					99	H	Colorado	62 55	332	H	UC Santa Barbara	90 34
22	A	Chattanooga	46 54												
24	A	California	59 47												
24	H	California	53 63												
24	N	California	61 60												
LAST 12 Division I GAMES:															
1	N	Notre Dame	60 81	171	A	Oregon	55 62								
21	H	Oklahoma	86 76	20	A	Oregon St.	69 58								
75	H	CSUN	73 60	24	H	California	53 63								
24	N	California	61 60	24	A	California	59 47								
13	N	Arizona St.	59 56	53	H	UCLA	68 50								
53	N	UCLA	67 62	93	H	Southern California	79 60								

Non-Div I Games:

Stanford

■ Loss,
 ■ Non-Conf,
 ■ S Site,
 ■ Home
 ■ A Away
 N Neutral

Average RPI Win: 252	WON-LOST	WINNING	LAST 10	STRENGTH OF	OPP. STRENGTH	TEAM	ADJ.	CONF.	ADJ CONF.
Average RPI Loss: 178	RECORD	PCT. RANK	GAMES	SCHEDULE	OF SCHEDULE	RPI	RPI	RPI	RPI
DIV. I ONLY	20- 8	43	8- 2	320	270	142	142	27	27
DIV. I NON-CONF.	4- 5	187	0- 1	274	87	228	228	27	27
TOTALS	RPI 1-25	RPI 26-50	W-L RECORDS	RPI 51-100	RPI 101-150	RPI 150+			
20- 8	0- 1	0- 0	OVERALL	0- 1	0- 2	20- 4			
12- 1	0- 0	0- 0	HOME	0- 0	0- 1	12- 0			
8- 4	0- 1	0- 0	AWAY	0- 1	0- 0	8- 2			
0- 3	0- 0	0- 0	NEUTRAL	0- 0	0- 1	0- 2			
4- 5	0- 1	0- 0	NON-CONFERENCE	0- 1	0- 2	4- 1			
3- 1	0- 0	0- 0	HOME	0- 0	0- 1	3- 0			
1- 2	0- 1	0- 0	AWAY	0- 1	0- 0	1- 0			
0- 2	0- 0	0- 0	NEUTRAL	0- 0	0- 1	0- 1			
16- 3	0- 0	0- 0	CONFERENCE	0- 0	0- 0	16- 3			
9- 0	0- 0	0- 0	HOME	0- 0	0- 0	9- 0			
7- 2	0- 0	0- 0	AWAY	0- 0	0- 0	7- 2			
0- 1	0- 0	0- 0	NEUTRAL	0- 0	0- 0	0- 1			

RPI 1-25				RPI 26-50				RPI 51-100				RPI 101+ Team's RPI: 142			
RPI	S	Opponent	Score	RPI	S	Opponent	Score	RPI	S	Opponent	Score	RPI	S	Opponent	Score
5	A	Baylor	57 96					69	A	TCU	80 85	121	H	Louisiana Tech	69 76
												148	N	UC Riverside	62 90
												176	A	Northwestern St.	69 61
												176	H	Northwestern St.	56 45
												198	A	Lamar	59 55
												198	H	Lamar	71 60
												209	H	Arizona	72 60
												212	A	McNeese St.	67 73
												215	H	Nicholls St.	68 59
												220	H	La.-Monroe	82 54
												251	H	Prairie View	83 73
												253	A	Central Ark.	73 46
												255	A	Houston Baptist	69 57
												255	H	Houston Baptist	72 67
												255	N	Houston Baptist	81 88
												256	A	Abilene Christian	71 69
												257	A	A&M-Corpus Christi	74 62
												257	H	A&M-Corpus Christi	64 55
												270	A	Rice	70 59
												295	A	Sam Houston St.	64 65
												295	H	Sam Houston St.	79 65
												300	H	New Orleans	76 56
												322	N	Boston U.	57 62
												327	H	Southeastern La.	78 71
												340	A	Incarnate Word	64 47
												340	H	Incarnate Word	58 44
LAST 12 Division I GAMES:															
				69	A	TCU	80 85			215	H	Nicholls St.	68 59		
				255	N	Houston Baptist	81 88			198	H	Lamar	71 60		
				295	H	Sam Houston St.	79 65			257	A	A&M-Corpus Christi	74 62		
				176	H	Northwestern St.	56 45			340	A	Incarnate Word	64 47		
				255	A	Houston Baptist	69 57			255	H	Houston Baptist	72 67		
				340	H	Incarnate Word	58 44			176	A	Northwestern St.	69 61		

Non-Div I Games: Southern Ark. 73 50 St. Edward's 65 56 Tex. A&M-Kingsville 90 50

Stephen F. Austin

Loss, Non-Conf, S Site, H Home A Away N Neutral

Average RPI Win:	219	WON-LOST	WINNING	LAST 10	STRENGTH OF	OPP. STRENGTH	TEAM	ADJ.	CONF.	ADJ CONF.
Average RPI Loss:	75	RECORD	PCT. RANK	GAMES	SCHEDULE	OF SCHEDULE	RPI	RPI	RPI	RPI
DIV. I ONLY	21- 8	37	7- 3	153	138	72	72	11	11	
DIV. I NON-CONF.	9- 4	72	0- 1	168	156	76	76	13	13	
TOTALS	RPI 1-25	RPI 26-50	W-L RECORDS	RPI 51-100	RPI 101-150	RPI 150+				
21- 8	0- 3	0- 1	OVERALL	0- 1	3- 2	18- 1				
11- 3	0- 1	0- 0	HOME	0- 1	2- 1	9- 0				
8- 5	0- 2	0- 1	AWAY	0- 0	0- 1	8- 1				
2- 0	0- 0	0- 0	NEUTRAL	0- 0	1- 0	1- 0				
9- 4	0- 1	0- 1	NON-CONFERENCE	0- 1	2- 0	7- 1				
4- 1	0- 0	0- 0	HOME	0- 1	1- 0	3- 0				
3- 3	0- 1	0- 1	AWAY	0- 0	0- 0	3- 1				
2- 0	0- 0	0- 0	NEUTRAL	0- 0	1- 0	1- 0				
12- 4	0- 2	0- 0	CONFERENCE	0- 0	1- 2	11- 0				
7- 2	0- 1	0- 0	HOME	0- 0	1- 1	6- 0				
5- 2	0- 1	0- 0	AWAY	0- 0	0- 1	5- 0				
0- 0	0- 0	0- 0	NEUTRAL	0- 0	0- 0	0- 0				

RPI 1-25				RPI 26-50				RPI 51-100				Team's RPI: 72	RPI 101+			
RPI	S	Opponent	Score	RPI	S	Opponent	Score	RPI	S	Opponent	Score		RPI	S	Opponent	Score
5	A	Baylor	42 96	27	A	South Fla.	62 78	86	H	Richmond	66 67		133	N	Marist	57 50
18	A	FGCU	55 57										143	A	Northern Ky.	62 68
18	H	FGCU	39 61										143	H	Northern Ky.	52 53
													143	H	Northern Ky.	73 56
													149	H	Texas St.	75 57
													159	A	Florida	54 59
													165	A	Kennesaw St.	70 58
													165	H	Kennesaw St.	75 64
													186	A	Indiana St.	62 52
													205	A	Jacksonville	73 67
													205	H	Jacksonville	73 47
													206	H	Campbell	76 63
													222	A	USC Upstate	92 66
													222	H	USC Upstate	67 44
													230	H	UNCW	72 55
													243	A	North Florida	67 38
													243	H	North Florida	77 45
													262	H	Bethune-Cookman	91 61
													264	A	Lipscomb	82 77
													264	H	Lipscomb	103 75
													264	H	Lipscomb	92 69
													272	A	UCF	67 49
													278	N	Utah St.	84 64
													284	A	Valparaiso	73 62
LAST 12 Division I GAMES:																
				86	H	Richmond	66 67			222	A	USC Upstate	92			66
				143	H	Northern Ky.	52 53			143	H	Northern Ky.	73			56
				264	H	Lipscomb	92 69			264	H	Lipscomb	103			75
				243	H	North Florida	77 45			18	H	FGCU	39			61
				205	A	Jacksonville	73 67			264	A	Lipscomb	82			77
				165	A	Kennesaw St.	70 58			143	A	Northern Ky.	62			68

Non-Div I Games: Webber Int'l 90 27 Warner 101 40

Stetson

Loss, Non-Conf, S Site, H Home A Away N Neutral

Average RPI Win:	254	WON-LOST	WINNING	LAST 10	STRENGTH OF	OPP. STRENGTH	TEAM	ADJ.	CONF.	ADJ CONF.
Average RPI Loss:	151	RECORD	PCT. RANK	GAMES	SCHEDULE	OF SCHEDULE	RPI	RPI	RPI	RPI
DIV. I ONLY	17- 14	138	6- 4	279	256	193	193	23	23	
DIV. I NON-CONF.	7- 7	152	0- 1	279	282	196	196	23	23	
TOTALS	RPI 1-25	RPI 26-50	W-L RECORDS	RPI 51-100	RPI 101-150	RPI 150+				
17- 14	0- 1	0- 0	OVERALL	1- 4	1- 4	15- 5				
11- 3	0- 0	0- 0	HOME	1- 1	1- 1	9- 1				
6- 10	0- 1	0- 0	AWAY	0- 3	0- 3	6- 3				
0- 1	0- 0	0- 0	NEUTRAL	0- 0	0- 0	0- 1				
7- 7	0- 1	0- 0	NON-CONFERENCE	0- 1	1- 2	6- 3				
6- 0	0- 0	0- 0	HOME	0- 0	1- 0	5- 0				
1- 7	0- 1	0- 0	AWAY	0- 1	0- 2	1- 3				
0- 0	0- 0	0- 0	NEUTRAL	0- 0	0- 0	0- 0				
10- 7	0- 0	0- 0	CONFERENCE	1- 3	0- 2	9- 2				
5- 3	0- 0	0- 0	HOME	1- 1	0- 1	4- 1				
5- 3	0- 0	0- 0	AWAY	0- 2	0- 1	5- 0				
0- 1	0- 0	0- 0	NEUTRAL	0- 0	0- 0	0- 1				

RPI S	Opponent	Score	RPI S	Opponent	Score	RPI S	Opponent	Score	RPI S	Opponent	Score	Team's RPI: 193
15	A Duke	42 72				59	A Iowa St.	64 74	101	A Army	59 68	
						80	A Albany (NY)	59 69	103	H Western Mich.	59 55	
						80	H Albany (NY)	68 64	145	A Hartford	49 56	
						97	A Maine	49 57	145	H Hartford	58 60	
						97	H Maine	55 58	147	A Siena	46 53	
									195	A Iona	62 73	
									210	A New Hampshire	60 52	
									210	H New Hampshire	52 60	
									211	H Lafayette	60 58	
									219	A UMass Lowell	64 60	
									219	H UMass Lowell	62 36	
									234	A St. Francis Brooklyn	55 57	
									261	A UMBC	66 50	
									261	H UMBC	74 41	
									261 N	UMBC	47 49	
									271	H Norfolk St.	52 46	
									288	H Columbia	82 68	
									291	A Morgan St.	50 48	
									306	A Vermont	74 62	
									306	H Vermont	60 38	
									323	A Wagner	70 76	
									324	A Binghamton	68 59	
									324	H Binghamton	67 54	
									325	H Saint Peter's	56 40	
									326	H Bradley	79 63	
LAST 12 Division I GAMES:												
147	A Siena	46 53	97	A Maine	49 57							
261 N	UMBC	47 49	261	H UMBC	74 41							
145	A Hartford	49 56	306	A Vermont	74 62							
324	A Binghamton	68 59	210	A New Hampshire	60 52							
80	H Albany (NY)	68 64	145	H Hartford	58 60							
219	H UMass Lowell	62 36	324	H Binghamton	67 54							

Non-Div I Games:

Stony Brook

Average RPI Win:	139	WON-LOST	WINNING	LAST 10	STRENGTH OF	OPP. STRENGTH	TEAM	ADJ.	CONF.	ADJ CONF.
Average RPI Loss:	36	RECORD	PCT. RANK	GAMES	SCHEDULE	OF SCHEDULE	RPI	RPI	RPI	RPI
DIV. I ONLY	22- 10	60	7- 3	35	11	32	32	2	2	
DIV. I NON-CONF.	11- 4	57	1- 1	73	25	40	40	2	2	
TOTALS	RPI 1-25	RPI 26-50	W-L RECORDS	RPI 51-100	RPI 101-150	RPI 150+				
22- 10	1- 7	4- 0	OVERALL	4- 2	4- 0	9- 1				
13- 2	1- 1	1- 0	HOME	2- 1	3- 0	6- 0				
7- 4	0- 4	2- 0	AWAY	1- 0	1- 0	3- 0				
2- 4	0- 2	1- 0	NEUTRAL	1- 1	0- 0	0- 1				
11- 4	0- 3	2- 0	NON-CONFERENCE	2- 1	1- 0	6- 0				
7- 0	0- 0	0- 0	HOME	1- 0	1- 0	5- 0				
2- 1	0- 1	1- 0	AWAY	0- 0	0- 0	1- 0				
2- 3	0- 2	1- 0	NEUTRAL	1- 1	0- 0	0- 0				
11- 6	1- 4	2- 0	CONFERENCE	2- 1	3- 0	3- 1				
6- 2	1- 1	1- 0	HOME	1- 1	2- 0	1- 0				
5- 3	0- 3	1- 0	AWAY	1- 0	1- 0	2- 0				
0- 1	0- 0	0- 0	NEUTRAL	0- 0	0- 0	0- 1				

RPI	S	Opponent	Score	RPI	S	Opponent	Score	Team's RPI: 32	RPI	S	Opponent	Score	RPI	S	Opponent	Score
1	H	Notre Dame	74 85	39	A	Pittsburgh	68 60		56	H	Miami (FL)	71 85	112	H	Virginia	70 58
4	A	South Carolina	68 97	39	H	Pittsburgh	68 54		68	H	North Carolina St.	66 49	124	A	Boston College	64 46
4	N	South Carolina	63 67	41	N	Nebraska	72 69		73	H	Fordham	59 42	124	H	Boston College	73 51
5	N	Baylor	72 74	44	A	Duquesne	90 84		74	N	East Carolina	69 58	138	H	Cornell	76 59
7	A	Florida St.	52 62						79	N	Michigan St.	76 89	162	H	Central Conn. St.	74 43
8	A	Louisville	58 78						84	A	Georgia Tech	65 60	182	H	Wake Forest	73 62
15	A	Duke	72 74										182	N	Wake Forest	79 85
16	H	North Carolina	61 56										201	A	Virginia Tech	59 51
LAST 12 Division I GAMES:																
4	A	South Carolina	68 97	201	A	Virginia Tech	59 51						203	A	Clemson	60 55
41	N	Nebraska	72 69	56	H	Miami (FL)	71 85						205	A	Jacksonville	77 61
182	N	Wake Forest	79 85	84	A	Georgia Tech	65 60						224	H	Penn St.	61 39
203	A	Clemson	60 55	16	H	North Carolina	61 56						263	H	Canisius	70 37
39	H	Pittsburgh	68 54	7	A	Florida St.	52 62						306	H	Vermont	94 63
124	H	Boston College	73 51	8	A	Louisville	58 78						339	H	N.C. Central	70 25

Non-Div I Games:

Syracuse

TCU										
Average RPI Win:	146	WON-LOST	WINNING	LAST 10	STRENGTH OF	OPP. STRENGTH	TEAM	ADJ.	CONF.	ADJ CONF.
Average RPI Loss:	48	RECORD	PCT. RANK	GAMES	SCHEDULE	OF SCHEDULE	RPI	RPI	RPI	RPI
DIV. I ONLY	18- 14	128	4- 6	33	44	69	69	1	1	
DIV. I NON-CONF.	9- 4	72	1- 1	151	248	116	116	1	1	

TOTALS	RPI 1-25	RPI 26-50	W-L RECORDS	RPI 51-100	RPI 101-150	RPI 150+				
18- 14	1- 6	2- 1	OVERALL	3- 6	5- 1	7- 0				
15- 3	1- 2	1- 1	HOME	3- 0	3- 0	7- 0				
2- 9	0- 3	1- 0	AWAY	0- 5	1- 1	0- 0				
1- 2	0- 1	0- 0	NEUTRAL	0- 1	1- 0	0- 0				
9- 4	0- 0	0- 1	NON-CONFERENCE	0- 3	2- 0	7- 0				
8- 1	0- 0	0- 1	HOME	0- 0	1- 0	7- 0				
0- 2	0- 0	0- 0	AWAY	0- 2	0- 0	0- 0				
1- 1	0- 0	0- 0	NEUTRAL	0- 1	1- 0	0- 0				
9- 10	1- 6	2- 0	CONFERENCE	3- 3	3- 1	0- 0				
7- 2	1- 2	1- 0	HOME	3- 0	2- 0	0- 0				
2- 7	0- 3	1- 0	AWAY	0- 3	1- 1	0- 0				
0- 1	0- 1	0- 0	NEUTRAL	0- 0	0- 0	0- 0				

RPI 1-25				RPI 26-50				RPI 51-100 Team's RPI: 69				RPI 101+			
RPI	S	Opponent	Score	RPI	S	Opponent	Score	RPI	S	Opponent	Score	RPI	S	Opponent	Score
5	A	Baylor	75 91	34	H	Texas A&M	71 82	59	A	Iowa St.	62 80	104	A	Kansas	80 63
5	H	Baylor	67 89	47	A	Oklahoma St.	71 62	59	H	Iowa St.	86 84	104	H	Kansas	73 67
19	A	Texas	45 79	47	H	Oklahoma St.	70 66	61	A	Georgia	53 62	126	N	Missouri St.	82 68
19	H	Texas	64 59					65	A	West Virginia	71 76	132	A	Texas Tech	37 52
19	N	Texas	61 67					65	H	West Virginia	73 63	132	H	Texas Tech	71 60
21	A	Oklahoma	54 77					70	A	Kansas St.	79 93	142	H	Stephen F. Austin	85 80
21	H	Oklahoma	81 97					70	H	Kansas St.	67 47	177	H	Texas Southern	69 52
								71	A	Southern Miss.	73 77	198	H	Lamar	72 68
								96	N	Colorado St.	62 76	251	H	Prairie View	56 50
												252	H	SMU	73 63
												255	H	Houston Baptist	87 64
												277	H	UC Irvine	78 56
												295	H	Sam Houston St.	79 55
LAST 12 Division I GAMES:															
71	A	Southern Miss.	73 77	5	A	Baylor	75 91								
142	H	Stephen F. Austin	85 80	104	H	Kansas	73 67								
19	N	Texas	61 67	21	A	Oklahoma	54 77								
19	A	Texas	45 79	70	A	Kansas St.	79 93								
70	H	Kansas St.	67 47	132	H	Texas Tech	71 60								
65	H	West Virginia	73 63	65	A	West Virginia	71 76								

Non-Div I Games:

TCU

■ Loss,
 ■ Non-Conf, S Site,
 ■ Home
 ■ Away
 N Neutral

Average RPI Win:	194	WON-LOST	WINNING	LAST 10	STRENGTH OF	OPP. STRENGTH	TEAM	ADJ.	CONF.	ADJ CONF.
Average RPI Loss:	70	RECORD	PCT. RANK	GAMES	SCHEDULE	OF SCHEDULE	RPI	RPI	RPI	RPI
DIV. I ONLY	20- 17	149	7- 3	96	69	98	98	7	7	
DIV. I NON-CONF.	8- 10	187	4- 1	102	26	126	126	7	7	
TOTALS	RPI 1-25	RPI 26-50	W-L RECORDS	RPI 51-100	RPI 101-150	RPI 150+				
20- 17	0- 3	0- 3	OVERALL	5- 7	2- 2	13- 2				
9- 6	0- 2	0- 2	HOME	3- 1	0- 0	6- 1				
9- 9	0- 1	0- 1	AWAY	2- 5	1- 2	6- 0				
2- 2	0- 0	0- 0	NEUTRAL	0- 1	1- 0	1- 1				
8- 10	0- 1	0- 1	NON-CONFERENCE	3- 5	2- 1	3- 2				
2- 4	0- 1	0- 1	HOME	1- 1	0- 0	1- 1				
4- 5	0- 0	0- 0	AWAY	2- 4	1- 1	1- 0				
2- 1	0- 0	0- 0	NEUTRAL	0- 0	1- 0	1- 1				
12- 7	0- 2	0- 2	CONFERENCE	2- 2	0- 1	10- 0				
7- 2	0- 1	0- 1	HOME	2- 0	0- 0	5- 0				
5- 4	0- 1	0- 1	AWAY	0- 1	0- 1	5- 0				
0- 1	0- 0	0- 0	NEUTRAL	0- 1	0- 0	0- 0				

RPI 1-25				RPI 26-50				RPI 51-100				Team's RPI: 98	RPI 101+			
RPI	S	Opponent	Score	RPI	S	Opponent	Score	RPI	S	Opponent	Score		RPI	S	Opponent	Score
2	A	UConn	58 92	27	A	South Fla.	53 79	51	A	Tulane	63 77		104	A	Kansas	56 76
2	H	UConn	49 83	27	H	South Fla.	58 70	51	H	Tulane	69 58		116	A	Tulsa	67 75
7	H	Florida St.	62 66	38	H	Rutgers	55 88	58	A	Penn	50 52		123	N	Harvard	81 69
								58	A	Penn	61 56		133	A	Marist	67 54
								62	A	Middle Tenn.	69 57		184	H	La Salle	75 72
								63	A	Villanova	59 64		185	A	Memphis	58 57
								65	A	West Virginia	58 66		185	H	Memphis	84 61
								68	H	North Carolina St.	80 79		194	H	Delaware	58 69
								73	H	Fordham	64 71		200	N	Alabama	51 58
								74	H	East Carolina	79 69		250	A	Cincinnati	81 64
								74	N	East Carolina	71 77		250	H	Cincinnati	83 50
								87	A	Saint Joseph's	74 78		252	A	SMU	55 39
													252	H	SMU	77 64
													272	A	UCF	71 54
													272	H	UCF	72 57
													283	A	Houston	56 45
													283	H	Houston	72 60
													296	N	Georgetown	81 58
													341	A	Howard	78 48
LAST 12 Division I GAMES:																
65	A	West Virginia	58 66	283	A	Houston	56 45									
62	A	Middle Tenn.	69 57	74	H	East Carolina	79 69									
68	H	North Carolina St.	80 79	252	A	SMU	55 39									
58	A	Penn	61 56	27	A	South Fla.	53 79									
133	A	Marist	67 54	51	H	Tulane	69 58									
74	N	East Carolina	71 77	283	H	Houston	72 60									

Non-Div I Games:

Temple

Loss, Non-Conf, S Site, H Home A Away N Neutral

Tennessee

Through Games Of April 7, 2015

Average RPI Win:	88	WON-LOST	WINNING	LAST 10	STRENGTH OF	OPP. STRENGTH	TEAM	ADJ.	CONF.	ADJ CONF.
Average RPI Loss:	9	RECORD	PCT. RANK	GAMES	SCHEDULE	OF SCHEDULE	RPI	RPI	RPI	RPI
DIV. I ONLY	30- 6	19	7- 3	2	7	3	3	3	3	3
DIV. I NON-CONF.	13- 4	43	3- 1	4	15	5	5	3	3	3
TOTALS	RPI 1-25	RPI 26-50	W-L RECORDS	RPI 51-100	RPI 101-150	RPI 150+				
30- 6	5- 6	7- 0	OVERALL	9- 0	2- 0	7- 0				
18- 0	3- 0	4- 0	HOME	5- 0	2- 0	4- 0				
9- 4	1- 4	2- 0	AWAY	3- 0	0- 0	3- 0				
3- 2	1- 2	1- 0	NEUTRAL	1- 0	0- 0	0- 0				
13- 4	2- 4	4- 0	NON-CONFERENCE	1- 0	2- 0	4- 0				
10- 0	2- 0	2- 0	HOME	1- 0	2- 0	3- 0				
2- 3	0- 3	1- 0	AWAY	0- 0	0- 0	1- 0				
1- 1	0- 1	1- 0	NEUTRAL	0- 0	0- 0	0- 0				
17- 2	3- 2	3- 0	CONFERENCE	8- 0	0- 0	3- 0				
8- 0	1- 0	2- 0	HOME	4- 0	0- 0	1- 0				
7- 1	1- 1	1- 0	AWAY	3- 0	0- 0	2- 0				
2- 1	1- 1	0- 0	NEUTRAL	1- 0	0- 0	0- 0				

RPI	S	Opponent	Score	RPI	S	Opponent	Score	RPI	S	Opponent	Score	RPI	S	Opponent	Score
1	A	Notre Dame	77 88	28	H	Mississippi St.	79 67	58	H	Penn	97 52	111	H	Boise St.	72 61
4	A	South Carolina	66 71	33	N	Gonzaga	73 69	60	H	LSU	75 58	130	H	Oral Roberts	91 39
4	N	South Carolina	46 62	34	H	Texas A&M	81 58	61	A	Georgia	70 59	151	A	Auburn	54 42
6	N	Maryland	48 58	38	A	Rutgers	55 45	61	H	Georgia	59 51	154	H	Tennessee St.	97 46
12	A	Kentucky	73 72	39	H	Pittsburgh	77 67	61	N	Georgia	75 41	159	A	Florida	64 56
12	H	Kentucky	72 58	40	A	Arkansas	60 51	67	A	Vanderbilt	57 49	199	H	Winthrop	81 48
12	N	Kentucky	75 64	42	H	Wichita St.	54 51	67	H	Vanderbilt	79 49	200	H	Alabama	77 56
17	H	Stanford	59 40					90	H	Missouri	63 53	264	A	Lipscomb	85 51
19	A	Texas	59 72					94	A	Ole Miss	69 49	320	H	Saint Francis (PA)	111 44
20	H	Oregon St.	74 63												
22	A	Chattanooga	63 67												
LAST 12 Division I GAMES:															
6	N	Maryland	48 58	61	N	Georgia	75 41								
33	N	Gonzaga	73 69	67	H	Vanderbilt	79 49								
39	H	Pittsburgh	77 67	61	A	Georgia	70 59								
111	H	Boise St.	72 61	4	A	South Carolina	66 71								
4	N	South Carolina	46 62	200	H	Alabama	77 56								
12	N	Kentucky	75 64	12	H	Kentucky	72 58								

Non-Div I Games:

Tennessee

■ Loss,
■ Non-Conf,
S Site,
■ Home
■ Away
N Neutral

Average RPI Win:	256	WON-LOST	WINNING	LAST 10	STRENGTH OF	OPP. STRENGTH	TEAM	ADJ.	CONF.	ADJ CONF.
Average RPI Loss:	129	RECORD	PCT. RANK	GAMES	SCHEDULE	OF SCHEDULE	RPI	RPI	RPI	RPI
DIV. I ONLY	18- 13	112	9- 1	202	262	154	154	26	26	
DIV. I NON-CONF.	3- 9	278	0- 1	106	64	215	215	26	26	
TOTALS	RPI 1-25	RPI 26-50	W-L RECORDS	RPI 51-100	RPI 101-150	RPI 150+				
18- 13	0- 3	0- 0	OVERALL	0- 2	1- 2	17- 6				
6- 8	0- 0	0- 0	HOME	0- 1	0- 2	6- 5				
9- 5	0- 1	0- 0	AWAY	0- 1	0- 0	9- 0				
3- 0	0- 0	0- 0	NEUTRAL	0- 0	1- 0	2- 0				
3- 9	0- 3	0- 0	NON-CONFERENCE	0- 2	0- 1	3- 3				
1- 5	0- 0	0- 0	HOME	0- 1	0- 1	1- 3				
2- 4	0- 3	0- 0	AWAY	0- 1	0- 0	2- 0				
0- 0	0- 0	0- 0	NEUTRAL	0- 0	0- 0	0- 0				
15- 4	0- 0	0- 0	CONFERENCE	0- 0	1- 1	14- 3				
5- 3	0- 0	0- 0	HOME	0- 0	0- 1	5- 2				
7- 1	0- 0	0- 0	AWAY	0- 0	0- 0	7- 1				
3- 0	0- 0	0- 0	NEUTRAL	0- 0	1- 0	2- 0				

RPI 1-25				RPI 26-50				RPI 51-100				RPI 101+ Team's RPI: 154			
RPI	S	Opponent	Score	RPI	S	Opponent	Score	RPI	S	Opponent	Score	RPI	S	Opponent	Score
3	A	Tennessee	46 97					68	A	North Carolina St.	55 84	114	H	Troy	71 75
12	A	Kentucky	52 97					91	H	Youngstown St.	66 73	137	H	UT Martin	58 64
12	A	Kentucky	75 87									137	N	UT Martin	64 60
												165	H	Kennesaw St.	56 65
												172	A	Belmont	70 53
												172	H	Belmont	62 64
												179	A	SIUE	83 91
												179	N	SIUE	71 59
												205	H	Jacksonville	64 61
												208	A	Jacksonville St.	74 66
												208	H	Jacksonville St.	50 63
												243	H	North Florida	53 54
												247	A	Morehead St.	81 74
												247	H	Morehead St.	75 74
												247	N	Morehead St.	81 66
												257	A	A&M-Corpus Christi	72 61
												260	A	Austin Peay	81 78
												264	A	Lipscomb	73 55
												271	H	Norfolk St.	58 65
												285	A	Eastern Ky.	68 62
												285	H	Eastern Ky.	86 74
												302	H	Eastern Ill.	57 44
												318	H	Southeast Mo. St.	62 55
												331	A	Murray St.	76 72
												333	A	Tennessee Tech	66 57
												333	H	Tennessee Tech	67 64
LAST 12 Division I GAMES:															
12	A	Kentucky	52 97	208	A	Jacksonville St.	74 66								
137	N	UT Martin	64 60	285	H	Eastern Ky.	86 74								
179	N	SIUE	71 59	333	A	Tennessee Tech	66 57								
247	N	Morehead St.	81 66	247	A	Morehead St.	81 74								
172	A	Belmont	70 53	285	A	Eastern Ky.	68 62								
247	H	Morehead St.	75 74	208	H	Jacksonville St.	50 63								

Non-Div I Games:

Tennessee St.

■ Loss,
 ■ Non-Conf,
 ■ S Site,
 ■ Home
 ■ A Away
 N Neutral

Average RPI Win:	303	WON-LOST	WINNING	LAST 10	STRENGTH OF	OPP. STRENGTH	TEAM	ADJ.	CONF.	ADJ CONF.
Average RPI Loss:	195	RECORD	PCT. RANK	GAMES	SCHEDULE	OF SCHEDULE	RPI	RPI	RPI	RPI
DIV. I ONLY	6- 23	311	1- 9	327	264	333	333	26	26	
DIV. I NON-CONF.	3- 10	285	0- 0	332	160	321	321	26	26	
TOTALS	RPI 1-25	RPI 26-50	W-L RECORDS	RPI 51-100	RPI 101-150	RPI 150+				
6- 23	0- 0	0- 0	OVERALL	0- 3	0- 1	6- 19				
3- 8	0- 0	0- 0	HOME	0- 2	0- 1	3- 5				
2- 14	0- 0	0- 0	AWAY	0- 1	0- 0	2- 13				
1- 1	0- 0	0- 0	NEUTRAL	0- 0	0- 0	1- 1				
3- 10	0- 0	0- 0	NON-CONFERENCE	0- 3	0- 0	3- 7				
1- 2	0- 0	0- 0	HOME	0- 2	0- 0	1- 0				
1- 7	0- 0	0- 0	AWAY	0- 1	0- 0	1- 6				
1- 1	0- 0	0- 0	NEUTRAL	0- 0	0- 0	1- 1				
3- 13	0- 0	0- 0	CONFERENCE	0- 0	0- 1	3- 12				
2- 6	0- 0	0- 0	HOME	0- 0	0- 1	2- 5				
1- 7	0- 0	0- 0	AWAY	0- 0	0- 0	1- 7				
0- 0	0- 0	0- 0	NEUTRAL	0- 0	0- 0	0- 0				

RPI S	Opponent	Score	RPI S	Opponent	Score	RPI S	Opponent	Score	RPI S	Opponent	Score	Team's RPI: 333
						61	H Georgia	51 74	137	H UT Martin	59 79	
						62	H Middle Tenn.	76 98	154	A Tennessee St.	64 67	
						71	A Southern Miss.	58 80	154	H Tennessee St.	57 66	
									170	N N.C. A&T	49 54	
									172	A Belmont	53 59	
									172	H Belmont	62 64	
									173	A Mercer	67 73	
									179	A SIUE	69 83	
									182	A Wake Forest	62 89	
									203	A Clemson	61 76	
									208	A Jacksonville St.	58 67	
									208	H Jacksonville St.	54 70	
									228	A Georgia St.	60 72	
									247	A Morehead St.	82 90	
									247	H Morehead St.	54 64	
									260	H Austin Peay	75 71	
									264	A Lipscomb	53 72	
									284	A Valparaiso	61 79	
									285	A Eastern Ky.	84 71	
									285	H Eastern Ky.	93 97	
									291	N Morgan St.	62 56	
									302	A Eastern Ill.	59 67	
									316	H South Ala.	70 66	
									318	A Southeast Mo. St.	66 68	
									331	H Murray St.	74 69	
									334	A FIU	73 56	
LAST 12 Division I GAMES:												
285	A Eastern Ky.	84 71	172	A Belmont	53 59							
247	A Morehead St.	82 90	247	H Morehead St.	54 64							
172	H Belmont	62 64	285	H Eastern Ky.	93 97							
208	A Jacksonville St.	58 67	154	A Tennessee St.	64 67							
154	H Tennessee St.	57 66	318	A Southeast Mo. St.	66 68							
208	H Jacksonville St.	54 70	137	H UT Martin	59 79							

Non-Div I Games:

Tennessee Tech

■ Loss,
 ■ Non-Conf,
 ■ S Site,
 ■ Home
 ■ A Away
 N Neutral

Average RPI Win:	272	WON-LOST	WINNING	LAST 10	STRENGTH OF	OPP. STRENGTH	TEAM	ADJ.	CONF.	ADJ CONF.
Average RPI Loss:	139	RECORD	PCT. RANK	GAMES	SCHEDULE	OF SCHEDULE	RPI	RPI	RPI	RPI
DIV. I ONLY	16- 15	165	6- 4	196	301	188	188	30	30	
DIV. I NON-CONF.	5- 9	230	1- 1	97	150	191	191	30	30	
TOTALS	RPI 1-25	RPI 26-50	W-L RECORDS	RPI 51-100	RPI 101-150	RPI 150+				
16- 15	0- 2	0- 2	OVERALL	1- 0	3- 7	12- 4				
9- 3	0- 0	0- 0	HOME	1- 0	1- 1	7- 2				
4- 10	0- 2	0- 1	AWAY	0- 0	0- 5	4- 2				
3- 2	0- 0	0- 1	NEUTRAL	0- 0	2- 1	1- 0				
5- 9	0- 2	0- 2	NON-CONFERENCE	1- 0	1- 3	3- 2				
4- 1	0- 0	0- 0	HOME	1- 0	0- 0	3- 1				
0- 7	0- 2	0- 1	AWAY	0- 0	0- 3	0- 1				
1- 1	0- 0	0- 1	NEUTRAL	0- 0	1- 0	0- 0				
11- 6	0- 0	0- 0	CONFERENCE	0- 0	2- 4	9- 2				
5- 2	0- 0	0- 0	HOME	0- 0	1- 1	4- 1				
4- 3	0- 0	0- 0	AWAY	0- 0	0- 2	4- 1				
2- 1	0- 0	0- 0	NEUTRAL	0- 0	1- 1	1- 0				

RPI 1-25				RPI 26-50				RPI 51-100				RPI 101+ Team's RPI: 188			
RPI	S	Opponent	Score	RPI	S	Opponent	Score	RPI	S	Opponent	Score	RPI	S	Opponent	Score
5	A	Baylor	42 96	34	N	Texas A&M	61 63	85	H	Eastern Mich.	81 75	110	N	New Mexico	61 59
19	A	Texas	45 72	35	A	DePaul	70 93					115	A	New Mexico St.	60 80
												115	H	New Mexico St.	71 74
												115	N	New Mexico St.	52 70
												127	A	La.-Lafayette	56 78
												132	A	Texas Tech	42 50
												141	A	VCU	43 64
												144	A	Bakersfield	72 87
												144	H	Bakersfield	77 60
												144	N	Bakersfield	76 70
												255	H	Houston Baptist	75 72
												257	H	A&M-Corpus Christi	57 60
												275	A	Grand Canyon	54 69
												275	H	Grand Canyon	63 75
												294	A	NJIT	54 59
												294	H	NJIT	54 53
												303	A	Seattle	70 60
												303	H	Seattle	80 58
												330	A	Utah Valley	59 52
												330	H	Utah Valley	57 55
												340	H	Incarnate Word	65 61
												342	A	UMKC	84 82
												342	H	UMKC	69 51
												342	N	UMKC	61 50
												344	A	Chicago St.	75 60
												344	H	Chicago St.	66 57
LAST 12 Division I GAMES:															
				127	A	La.-Lafayette	56 78					330	H	Utah Valley	57 55
				115	N	New Mexico St.	52 70					275	H	Grand Canyon	63 75
				144	N	Bakersfield	76 70					294	H	NJIT	54 53
				342	N	UMKC	61 50					303	A	Seattle	70 60
				342	A	UMKC	84 82					144	A	Bakersfield	72 87
				115	A	New Mexico St.	60 80					344	H	Chicago St.	66 57

Non-Div I Games: Tex. A&M-Kingsville86 36 Concordia (TX) 72 31 Texas Lutheran 71 47

Average RPI Win:	98	WON-LOST	WINNING	LAST 10	STRENGTH OF	OPP. STRENGTH	TEAM	ADJ.	CONF.	ADJ CONF.
Average RPI Loss:	37	RECORD	PCT. RANK	GAMES	SCHEDULE	OF SCHEDULE	RPI	RPI	RPI	RPI
DIV. I ONLY	24- 11	62	7- 3	5	6	19	19	1	1	
DIV. I NON-CONF.	13- 1	4	2- 1	9	33	3	3	1	1	
TOTALS	RPI 1-25	RPI 26-50	W-L RECORDS	RPI 51-100	RPI 101-150	RPI 150+				
24- 11	5- 5	3- 1	OVERALL	5- 5	5- 0	6- 0				
15- 2	2- 1	1- 0	HOME	3- 1	3- 0	6- 0				
5- 7	2- 2	0- 1	AWAY	1- 4	2- 0	0- 0				
4- 2	1- 2	2- 0	NEUTRAL	1- 0	0- 0	0- 0				
13- 1	3- 1	2- 0	NON-CONFERENCE	1- 0	1- 0	6- 0				
8- 0	1- 0	0- 0	HOME	0- 0	1- 0	6- 0				
3- 0	2- 0	0- 0	AWAY	1- 0	0- 0	0- 0				
2- 1	0- 1	2- 0	NEUTRAL	0- 0	0- 0	0- 0				
11- 10	2- 4	1- 1	CONFERENCE	4- 5	4- 0	0- 0				
7- 2	1- 1	1- 0	HOME	3- 1	2- 0	0- 0				
2- 7	0- 2	0- 1	AWAY	0- 4	2- 0	0- 0				
2- 1	1- 1	0- 0	NEUTRAL	1- 0	0- 0	0- 0				

RPI	S	Opponent	Score	RPI	S	Opponent	Score	RPI	S	Opponent	Score	RPI	S	Opponent	Score
2	N	UConn	54 105	29	N	Western Ky.	66 64	53	A	UCLA	75 65	104	A	Kansas	74 63
3	H	Tennessee	72 59	34	N	Texas A&M	67 65	59	A	Iowa St.	57 59	104	H	Kansas	60 46
5	A	Baylor	58 75	47	A	Oklahoma St.	60 66	59	H	Iowa St.	57 58	110	H	New Mexico	86 37
5	H	Baylor	68 70	47	H	Oklahoma St.	59 42	65	A	West Virginia	69 76	132	A	Texas Tech	62 59
5	N	Baylor	64 75					65	H	West Virginia	61 55	132	H	Texas Tech	55 44
17	A	Stanford	87 81					69	A	TCU	59 64	176	H	Northwestern St.	74 34
21	A	Oklahoma	59 70					69	H	TCU	79 45	181	H	UTSA	68 48
21	H	Oklahoma	84 81					69	N	TCU	67 61	188	H	Tex.-Pan American	72 45
21	N	Oklahoma	59 46					70	A	Kansas St.	57 66	212	H	McNeese St.	76 59
24	A	California	73 70					70	H	Kansas St.	76 58	229	H	Southern U.	80 42
												270	H	Rice	77 54
LAST 12 Division I GAMES:															
	2	N	UConn	54 105		69	H	TCU	79 45						
	24	A	California	73 70		65	A	West Virginia	69 76						
	29	N	Western Ky.	66 64		47	H	Oklahoma St.	59 42						
	5	N	Baylor	64 75		132	A	Texas Tech	62 59						
	21	N	Oklahoma	59 46		70	H	Kansas St.	76 58						
	69	N	TCU	67 61		104	A	Kansas	74 63						

Non-Div I Games:

Texas

Average RPI Win:	141	WON-LOST	WINNING	LAST 10	STRENGTH OF	OPP. STRENGTH	TEAM	ADJ.	CONF.	ADJ CONF.
Average RPI Loss:	39	RECORD	PCT. RANK	GAMES	SCHEDULE	OF SCHEDULE	RPI	RPI	RPI	RPI
DIV. I ONLY	23- 10	53	5- 5	47	34	34	34	3	3	
DIV. I NON-CONF.	12- 3	32	0- 1	134	83	44	44	3	3	
TOTALS	RPI 1-25	RPI 26-50	W-L RECORDS	RPI 51-100	RPI 101-150	RPI 150+				
23- 10	2- 4	3- 2	OVERALL	5- 4	1- 0	12- 0				
14- 1	1- 0	1- 0	HOME	3- 1	0- 0	9- 0				
6- 6	1- 2	2- 2	AWAY	2- 2	0- 0	1- 0				
3- 3	0- 2	0- 0	NEUTRAL	0- 1	1- 0	2- 0				
12- 3	1- 2	1- 1	NON-CONFERENCE	1- 0	1- 0	8- 0				
7- 0	1- 0	0- 0	HOME	0- 0	0- 0	6- 0				
3- 1	0- 0	1- 1	AWAY	1- 0	0- 0	1- 0				
2- 2	0- 2	0- 0	NEUTRAL	0- 0	1- 0	1- 0				
11- 7	1- 2	2- 1	CONFERENCE	4- 4	0- 0	4- 0				
7- 1	0- 0	1- 0	HOME	3- 1	0- 0	3- 0				
3- 5	1- 2	1- 1	AWAY	1- 2	0- 0	0- 0				
1- 1	0- 0	0- 0	NEUTRAL	0- 1	0- 0	1- 0				

RPI 1-25				RPI 26-50				Team's RPI: 34	RPI 51-100				RPI 101+			
RPI	S	Opponent	Score	RPI	S	Opponent	Score		RPI	S	Opponent	Score	RPI	S	Opponent	Score
3	A	Tennessee	58 81	28	A	Mississippi St.	61 63		60	A	LSU	63 80	110	N	New Mexico	66 52
4	A	South Carolina	61 79	35	A	DePaul	76 68		60	H	LSU	55 48	151	H	Auburn	78 45
12	A	Kentucky	81 69	36	A	Washington	49 70		60	N	LSU	65 71	151	N	Auburn	57 47
15	H	Duke	63 59	40	A	Arkansas	52 50		61	A	Georgia	51 54	159	H	Florida	66 46
19	N	Texas	65 67	40	H	Arkansas	59 55		67	H	Vanderbilt	75 61	176	H	Northwestern St.	75 42
25	N	UALR	60 69						69	A	TCU	82 71	188	N	Tex.-Pan American	63 61
									90	A	Missouri	55 48	200	H	Alabama	70 49
									90	H	Missouri	69 70	212	H	McNeese St.	93 27
									94	H	Ole Miss	58 49	251	H	Prairie View	59 41
													252	A	SMU	70 62
													270	H	Rice	76 55
													283	H	Houston	94 55
													328	H	North Texas	75 38
LAST 12 Division I GAMES:																
25	N	UALR	60 69	12	A	Kentucky	81 69									
60	N	LSU	65 71	200	H	Alabama	70 49									
151	N	Auburn	57 47	40	H	Arkansas	59 55									
60	A	LSU	63 80	28	A	Mississippi St.	61 63									
90	H	Missouri	69 70	90	A	Missouri	55 48									
159	H	Florida	66 46	151	H	Auburn	78 45									

Non-Div I Games:

Texas A&M

■ Loss,
■ Non-Conf, S Site,
■ Home
■ Away
N Neutral

Texas Southern

Through Games Of April 7, 2015

Average RPI Win:	294	WON-LOST	WINNING	LAST 10	STRENGTH OF	OPP. STRENGTH	TEAM	ADJ.	CONF.	ADJ CONF.
Average RPI Loss:	150	RECORD	PCT. RANK	GAMES	SCHEDULE	OF SCHEDULE	RPI	RPI	RPI	RPI
DIV. I ONLY	19- 12	96	8- 2	319	325	177	177	32	32	
DIV. I NON-CONF.	3- 10	285	0- 1	175	129	232	232	31	31	
TOTALS	RPI 1-25	RPI 26-50	W-L RECORDS	RPI 51-100	RPI 101-150	RPI 150+				
19- 12	0- 0	0- 1	OVERALL	0- 4	0- 2	19- 5				
9- 2	0- 0	0- 0	HOME	0- 0	0- 1	9- 1				
9- 10	0- 0	0- 0	AWAY	0- 3	0- 0	9- 0				
1- 0	0- 0	0- 0	NEUTRAL	0- 0	0- 0	1- 0				
3- 10	0- 0	0- 1	NON-CONFERENCE	0- 4	0- 2	3- 3				
1- 1	0- 0	0- 0	HOME	0- 0	0- 1	1- 0				
1- 9	0- 0	0- 1	AWAY	0- 4	0- 1	1- 3				
1- 0	0- 0	0- 0	NEUTRAL	0- 0	0- 0	1- 0				
16- 2	0- 0	0- 0	CONFERENCE	0- 0	0- 0	16- 2				
8- 1	0- 0	0- 0	HOME	0- 0	0- 0	8- 1				
8- 1	0- 0	0- 0	AWAY	0- 0	0- 0	8- 1				
0- 0	0- 0	0- 0	NEUTRAL	0- 0	0- 0	0- 0				

RPI S	Opponent	Score	RPI S	Opponent	Score	RPI S	Opponent	Score	RPI S	Opponent	Score	Team's RPI: 177
47	A Oklahoma St.	58 77	69	A TCU	52 69	104	A Kansas	44 69				
			71	A Southern Miss.	69 79	116	H Tulsa	64 67				
			71	A Southern Miss.	69 79	212	A McNeese St.	70 74				
			75	A CSUN	50 63	217	N IUPUI	71 61				
						229	A Southern U.	62 48				
						229	H Southern U.	0 2				
						246	A Alabama St.	64 52				
						246	H Alabama St.	67 51				
						251	A Prairie View	61 63				
						251	H Prairie View	70 55				
						255	A Houston Baptist	92 80				
						257	A A&M-Corpus Christi	63 68				
						270	H Rice	69 63				
						274	A Jackson St.	54 46				
						274	H Jackson St.	70 53				
						295	A Sam Houston St.	54 61				
						313	A Grambling	67 38				
						313	H Grambling	74 33				
						317	A Alcorn	75 66				
						317	H Alcorn	73 55				
						338	A Ark.-Pine Bluff	74 45				
						338	H Ark.-Pine Bluff	73 58				
						346	A Alabama A&M	83 46				
						346	H Alabama A&M	67 54				
						349	A Mississippi Val.	63 52				
						349	H Mississippi Val.	70 46				
LAST 12 Division I GAMES:												
71	A Southern Miss.	69 79	338	H Ark.-Pine Bluff	73 58							
229	H Southern U.	0 2	274	A Jackson St.	54 46							
317	H Alcorn	73 55	313	A Grambling	67 38							
346	A Alabama A&M	83 46	251	H Prairie View	70 55							
246	A Alabama St.	64 52	346	H Alabama A&M	67 54							
349	H Mississippi Val.	70 46	246	H Alabama St.	67 51							

Non-Div I Games:

Texas Southern

■ Loss,
 ■ Non-Conf,
 ■ S Site,
 ■ Home
 ■ A Away
 N Neutral

Average RPI Win:	209	WON-LOST	WINNING	LAST 10	STRENGTH OF	OPP. STRENGTH	TEAM	ADJ.	CONF.	ADJ CONF.
Average RPI Loss:	116	RECORD	PCT. RANK	GAMES	SCHEDULE	OF SCHEDULE	RPI	RPI	RPI	RPI
DIV. I ONLY	15- 15	169	4- 6	137	132	149	149	12	12	
DIV. I NON-CONF.	3- 5	216	0- 1	153	157	193	193	12	12	
TOTALS	RPI 1-25	RPI 26-50	W-L RECORDS	RPI 51-100	RPI 101-150	RPI 150+				
15- 15	0- 3	1- 2	OVERALL	0- 1	1- 5	13- 4				
8- 5	0- 1	1- 0	HOME	0- 0	0- 3	7- 1				
5- 9	0- 1	0- 2	AWAY	0- 1	1- 2	4- 3				
2- 1	0- 1	0- 0	NEUTRAL	0- 0	0- 0	2- 0				
3- 5	0- 0	0- 1	NON-CONFERENCE	0- 1	0- 2	3- 1				
1- 2	0- 0	0- 0	HOME	0- 0	0- 1	1- 1				
1- 3	0- 0	0- 1	AWAY	0- 1	0- 1	1- 0				
1- 0	0- 0	0- 0	NEUTRAL	0- 0	0- 0	1- 0				
12- 10	0- 3	1- 1	CONFERENCE	0- 0	1- 3	10- 3				
7- 3	0- 1	1- 0	HOME	0- 0	0- 2	6- 0				
4- 6	0- 1	0- 1	AWAY	0- 0	1- 1	3- 3				
1- 1	0- 1	0- 0	NEUTRAL	0- 0	0- 0	1- 0				

RPI 1-25				RPI 26-50				RPI 51-100				RPI 101+ Team's RPI: 149			
RPI	S	Opponent	Score	RPI	S	Opponent	Score	RPI	S	Opponent	Score	RPI	S	Opponent	Score
25	A	UALR	43 70	45	A	Arkansas St.	48 68	72	A	Stetson	57 75	114	A	Troy	74 72
25	H	UALR	45 65	45	H	Arkansas St.	83 74					114	H	Troy	59 75
25	N	UALR	44 87	47	A	Oklahoma St.	37 64					127	A	La.-Lafayette	41 64
												127	H	La.-Lafayette	81 83
												130	H	Oral Roberts	54 57
												132	A	Texas Tech	77 81
												161	A	Texas-Arlington	60 53
												161	H	Texas-Arlington	65 58
												161	N	Texas-Arlington	52 46
												174	A	Appalachian St.	55 61
												174	H	Appalachian St.	67 58
												181	A	UTSA	57 53
												198	H	Lamar	79 72
												220	A	La.-Monroe	84 90
												220	H	La.-Monroe	70 64
												228	A	Georgia St.	69 74
												228	H	Georgia St.	71 61
												255	H	Houston Baptist	56 61
												262	N	Bethune-Cookman	51 40
												297	A	Ga. Southern	79 65
												297	H	Ga. Southern	67 57
												316	A	South Ala.	46 44
												316	H	South Ala.	63 42
LAST 12 Division I GAMES:															
130	H	Oral Roberts	54 57	114	H	Troy	59 75								
25	N	UALR	44 87	127	A	La.-Lafayette	41 64								
161	N	Texas-Arlington	52 46	228	H	Georgia St.	71 61								
220	A	La.-Monroe	84 90	161	H	Texas-Arlington	65 58								
174	A	Appalachian St.	55 61	25	A	UALR	43 70								
45	H	Arkansas St.	83 74	316	A	South Ala.	46 44								

Non-Div I Games: Tex. A&M Int'l 83 65 Tex. A&M-Commerce 74 69

Texas St.

Loss, Non-Conf, S Site, H Home A Away N Neutral

Average RPI Win:	171	WON-LOST	WINNING	LAST 10	STRENGTH OF	OPP. STRENGTH	TEAM	ADJ.	CONF.	ADJ CONF.
Average RPI Loss:	54	RECORD	PCT. RANK	GAMES	SCHEDULE	OF SCHEDULE	RPI	RPI	RPI	RPI
DIV. I ONLY	15- 16	184	2- 8	50	47	132	132	1	1	
DIV. I NON-CONF.	10- 2	21	0- 0	258	268	103	103	1	1	
TOTALS	RPI 1-25	RPI 26-50	W-L RECORDS	RPI 51-100	RPI 101-150	RPI 150+				
15- 16	0- 6	0- 2	OVERALL	5- 5	1- 3	9- 0				
13- 6	0- 3	0- 1	HOME	3- 1	1- 1	9- 0				
2- 7	0- 3	0- 1	AWAY	2- 2	0- 1	0- 0				
0- 3	0- 0	0- 0	NEUTRAL	0- 2	0- 1	0- 0				
10- 2	0- 0	0- 0	NON-CONFERENCE	0- 1	1- 1	9- 0				
10- 0	0- 0	0- 0	HOME	0- 0	1- 0	9- 0				
0- 0	0- 0	0- 0	AWAY	0- 0	0- 0	0- 0				
0- 2	0- 0	0- 0	NEUTRAL	0- 1	0- 1	0- 0				
5- 14	0- 6	0- 2	CONFERENCE	5- 4	0- 2	0- 0				
3- 6	0- 3	0- 1	HOME	3- 1	0- 1	0- 0				
2- 7	0- 3	0- 1	AWAY	2- 2	0- 1	0- 0				
0- 1	0- 0	0- 0	NEUTRAL	0- 1	0- 0	0- 0				

RPI	S	Opponent	Score	RPI	S	Opponent	Score	RPI	S	Opponent	Score	RPI	S	Opponent	Score	Team's RPI: 132
5	A	Baylor	65 75	47	A	Oklahoma St.	35 66	59	A	Iowa St.	47 59	104	A	Kansas	67 71	
5	H	Baylor	60 67	47	H	Oklahoma St.	44 47	59	H	Iowa St.	71 58	104	H	Kansas	66 68	
19	A	Texas	44 55					65	A	West Virginia	55 45	139	N	Purdue	53 69	
19	H	Texas	59 62					65	H	West Virginia	73 57	149	H	Texas St.	81 77	
21	A	Oklahoma	64 70					65	N	West Virginia	40 59	181	H	UTSA	64 48	
21	H	Oklahoma	58 75					68	N	North Carolina St.	42 75	188	H	Tex.-Pan American	50 42	
								69	A	TCU	60 71	208	H	Jacksonville St.	67 59	
								69	H	TCU	52 37	209	H	Arizona	57 54	
								70	A	Kansas St.	74 68	215	H	Nicholls St.	76 49	
								70	H	Kansas St.	38 41	255	H	Houston Baptist	60 59	
												256	H	Abilene Christian	61 44	
												283	H	Houston	60 54	
												291	H	Morgan St.	65 57	
LAST 12 Division I GAMES:																
65	N	West Virginia	40 59	70	A	Kansas St.	74 68									
5	A	Baylor	65 75	59	H	Iowa St.	71 58									
47	H	Oklahoma St.	44 47	69	A	TCU	60 71									
59	A	Iowa St.	47 59	104	A	Kansas	67 71									
19	H	Texas	59 62	70	H	Kansas St.	38 41									
5	H	Baylor	60 67	65	H	West Virginia	73 57									

Non-Div I Games:

Texas Tech

■ Loss,
 ■ Non-Conf,
 S Site,
 ■ Home
 ■ Away
 N Neutral

Texas-Arlington

Through Games Of April 7, 2015

Average RPI Win:	234	WON-LOST	WINNING	LAST 10	STRENGTH OF	OPP. STRENGTH	TEAM	ADJ.	CONF.	ADJ CONF.
Average RPI Loss:	110	RECORD	PCT. RANK	GAMES	SCHEDULE	OF SCHEDULE	RPI	RPI	RPI	RPI
DIV. I ONLY	15- 13	151	6- 4	207	152	161	161	12	12	
DIV. I NON-CONF.	4- 3	136	0- 0	193	304	142	142	12	12	
TOTALS	RPI 1-25	RPI 26-50	W-L RECORDS	RPI 51-100	RPI 101-150	RPI 150+				
15- 13	0- 2	0- 3	OVERALL	0- 1	3- 4	12- 3				
8- 5	0- 1	0- 1	HOME	0- 0	2- 1	6- 2				
7- 7	0- 0	0- 1	AWAY	0- 0	1- 0	6- 1				
0- 1	0- 0	0- 0	NEUTRAL	0- 0	0- 1	0- 0				
4- 3	0- 0	0- 1	NON-CONFERENCE	0- 1	0- 0	4- 1				
2- 1	0- 0	0- 0	HOME	0- 0	0- 0	2- 1				
2- 2	0- 0	0- 1	AWAY	0- 1	0- 0	2- 0				
0- 0	0- 0	0- 0	NEUTRAL	0- 0	0- 0	0- 0				
11- 10	0- 2	0- 2	CONFERENCE	0- 0	3- 4	8- 2				
6- 4	0- 1	0- 1	HOME	0- 0	2- 1	4- 1				
5- 5	0- 1	0- 1	AWAY	0- 0	1- 2	4- 1				
0- 1	0- 0	0- 0	NEUTRAL	0- 0	0- 1	0- 0				

RPI 1-25				RPI 26-50				RPI 51-100				RPI 101+ Team's RPI: 161			
RPI	S	Opponent	Score	RPI	S	Opponent	Score	RPI	S	Opponent	Score	RPI	S	Opponent	Score
25	A	UALR	38 66	42	A	Wichita St.	61 71	70	A	Kansas St.	41 45	114	A	Troy	63 70
25	H	UALR	38 48	45	A	Arkansas St.	62 67					114	H	Troy	70 67
				45	H	Arkansas St.	77 80					127	A	La.-Lafayette	57 51
												127	H	La.-Lafayette	56 42
												149	A	Texas St.	58 65
												149	H	Texas St.	53 60
												149	N	Texas St.	46 52
												174	A	Appalachian St.	61 53
												174	H	Appalachian St.	55 45
												181	H	UTSA	55 63
												220	A	La.-Monroe	51 56
												220	H	La.-Monroe	51 63
												228	A	Georgia St.	45 39
												228	H	Georgia St.	57 45
												255	H	Houston Baptist	83 73
												257	A	A&M-Corpus Christi	42 28
												267	H	Northern Ariz.	80 62
												297	A	Ga. Southern	66 41
												297	H	Ga. Southern	64 52
												316	A	South Ala.	63 46
												316	H	South Ala.	59 49
												328	A	North Texas	46 38
LAST 12 Division I GAMES:															
				149	N	Texas St.	46 52			174	H	Appalachian St.	55 45		
				174	A	Appalachian St.	61 53			316	A	South Ala.	63 46		
				297	A	Ga. Southern	66 41			149	A	Texas St.	58 65		
				25	H	UALR	38 48			127	A	La.-Lafayette	57 51		
				45	A	Arkansas St.	62 67			114	H	Troy	70 67		
				127	H	La.-Lafayette	56 42			228	H	Georgia St.	57 45		

Non-Div I Games: Missouri Valley 90 32 McMurry 82 25

Texas-Arlington

Loss, Non-Conf, S Site, H Home A Away N Neutral

Average RPI Win:	190	WON-LOST	WINNING	LAST 10	STRENGTH OF	OPP. STRENGTH	TEAM	ADJ.	CONF.	ADJ CONF.
Average RPI Loss:	115	RECORD	PCT. RANK	GAMES	SCHEDULE	OF SCHEDULE	RPI	RPI	RPI	RPI
DIV. I ONLY	18- 14	128	6- 4	140	134	134	134	14	14	
DIV. I NON-CONF.	7- 5	132	1- 1	170	99	131	131	16	16	
TOTALS	RPI 1-25	RPI 26-50	W-L RECORDS	RPI 51-100	RPI 101-150	RPI 150+				
18- 14	0- 1	0- 1	OVERALL	2- 5	4- 5	12- 2				
10- 5	0- 0	0- 0	HOME	1- 3	2- 1	7- 1				
4- 8	0- 1	0- 1	AWAY	1- 1	1- 4	2- 1				
4- 1	0- 0	0- 0	NEUTRAL	0- 1	1- 0	3- 0				
7- 5	0- 1	0- 0	NON-CONFERENCE	1- 1	1- 2	5- 1				
3- 2	0- 0	0- 0	HOME	1- 1	0- 0	2- 1				
0- 3	0- 1	0- 0	AWAY	0- 0	0- 2	0- 0				
4- 0	0- 0	0- 0	NEUTRAL	0- 0	1- 0	3- 0				
11- 9	0- 0	0- 1	CONFERENCE	1- 4	3- 3	7- 1				
7- 3	0- 0	0- 0	HOME	0- 2	2- 1	5- 0				
4- 5	0- 0	0- 1	AWAY	1- 1	1- 2	2- 1				
0- 1	0- 0	0- 0	NEUTRAL	0- 1	0- 0	0- 0				

RPI 1-25				RPI 26-50				RPI 51-100				RPI 101+ Team's RPI: 134			
RPI	S	Opponent	Score	RPI	S	Opponent	Score	RPI	S	Opponent	Score	RPI	S	Opponent	Score
11	A	Dayton	57 79	50	A	Ohio	58 65	55	H	Michigan	58 74	103	A	Western Mich.	65 46
								85	A	Eastern Mich.	81 72	103	H	Western Mich.	67 57
								85	H	Eastern Mich.	61 75	112	N	Virginia	64 62
								85	N	Eastern Mich.	57 74	118	A	Cleveland St.	71 81
								88	H	Wright St.	72 64	129	A	Buffalo	61 68
								95	A	Akron	56 82	129	H	Buffalo	75 63
								95	H	Akron	101 102	130	A	Ball St.	55 71
												130	H	Ball St.	61 69
												139	A	Purdue	48 66
												166	H	St. Bonaventure	64 58
												175	N	Southern Ill.	64 48
												183	A	Central Mich.	61 46
												183	H	Central Mich.	62 53
												190	H	Idaho	80 67
												209	N	Arizona	69 54
												226	H	Detroit	72 83
												259	A	Northern Ill.	64 68
												259	H	Northern Ill.	73 57
												280	H	Miami (OH)	63 53
												280	H	Miami (OH)	62 47
												287	N	Nevada	65 56
												290	H	Kent St.	67 49
												299	A	Bowling Green	64 48
LAST 12 Division I GAMES:															
				55	H	Michigan	58 74	183	H	Central Mich.	62 53				
				88	H	Wright St.	72 64	103	H	Western Mich.	67 57				
				85	N	Eastern Mich.	57 74	85	A	Eastern Mich.	81 72				
				280	H	Miami (OH)	62 47	259	H	Northern Ill.	73 57				
				130	A	Ball St.	55 71	95	A	Akron	56 82				
				259	A	Northern Ill.	64 68	183	A	Central Mich.	61 46				

Non-Div I Games: Wis.-Parkside 70 43

Toledo

■ Loss,
 ■ Non-Conf,
 ■ S Site,
 ■ H Home
 ■ A Away
 N Neutral

Average RPI Win:	267	WON-LOST	WINNING	LAST 10	STRENGTH OF	OPP. STRENGTH	TEAM	ADJ.	CONF.	ADJ CONF.
Average RPI Loss:	127	RECORD	PCT. RANK	GAMES	SCHEDULE	OF SCHEDULE	RPI	RPI	RPI	RPI
DIV. I ONLY	11- 21	261	2- 8	201	129	245	245	16	16	
DIV. I NON-CONF.	4- 8	231	0- 0	212	155	231	231	11	11	
TOTALS	RPI 1-25	RPI 26-50	W-L RECORDS	RPI 51-100	RPI 101-150	RPI 150+				
11- 21	0- 2	0- 3	OVERALL	0- 4	0- 3	11- 9				
6- 7	0- 1	0- 1	HOME	0- 2	0- 1	6- 2				
4- 11	0- 1	0- 1	AWAY	0- 2	0- 1	4- 5				
1- 3	0- 0	0- 1	NEUTRAL	0- 0	0- 1	1- 1				
4- 8	0- 2	0- 0	NON-CONFERENCE	0- 0	0- 1	4- 5				
2- 2	0- 1	0- 0	HOME	0- 0	0- 0	2- 1				
2- 4	0- 1	0- 0	AWAY	0- 0	0- 0	2- 3				
0- 2	0- 0	0- 0	NEUTRAL	0- 0	0- 1	0- 1				
7- 13	0- 0	0- 3	CONFERENCE	0- 4	0- 2	7- 4				
4- 5	0- 0	0- 1	HOME	0- 2	0- 1	4- 1				
2- 7	0- 0	0- 1	AWAY	0- 2	0- 1	2- 3				
1- 1	0- 0	0- 1	NEUTRAL	0- 0	0- 0	1- 0				

RPI 1-25				RPI 26-50				RPI 51-100				RPI 101+ Team's RPI: 245			
RPI	S	Opponent	Score	RPI	S	Opponent	Score	RPI	S	Opponent	Score	RPI	S	Opponent	Score
6	A	Maryland	52 81	31	A	James Madison	66 67	92	A	Drexel	45 50	107	A	Elon	43 58
14	H	George Washington	48 82	31	H	James Madison	64 79	92	H	Drexel	52 66	107	H	Elon	70 84
				31	N	James Madison	49 64	100	A	Hofstra	48 62	136	N	Rhode Island	49 60
								100	H	Hofstra	42 58	180	H	North Dakota	52 54
												182	A	Wake Forest	64 74
												184	N	La Salle	49 62
												194	A	Delaware	54 72
												194	H	Delaware	56 49
												196	A	William & Mary	56 68
												196	H	William & Mary	77 69
												197	A	Navy	51 55
												224	A	Penn St.	64 71
												230	A	UNCW	63 71
												230	H	UNCW	71 73
												234	H	George Mason	72 70
												261	A	UMBC	59 54
												276	H	Rider	53 51
												286	A	Loyola Maryland	63 50
												289	A	Col. of Charleston	56 52
												289	H	Col. of Charleston	71 49
												289	N	Col. of Charleston	79 70
												312	A	Northeastern	72 64
												312	H	Northeastern	65 61
LAST 12 Division I GAMES:															
				31	N	James Madison	49 64	92	H	Drexel	52 66				
				289	N	Col. of Charleston	79 70	31	H	James Madison	64 79				
				196	A	William & Mary	56 68	312	A	Northeastern	72 64				
				92	A	Drexel	45 50	107	H	Elon	70 84				
				230	H	UNCW	71 73	289	H	Col. of Charleston	71 49				
				100	A	Hofstra	48 62	194	A	Delaware	54 72				

Non-Div I Games:

Towson

■ Loss,
■ Non-Conf,
■ S Site,
■ H Home
■ A Away
N Neutral

Average RPI Win:	216	WON-LOST	WINNING	LAST 10	STRENGTH OF	OPP. STRENGTH	TEAM	ADJ.	CONF.	ADJ CONF.
Average RPI Loss:	132	RECORD	PCT. RANK	GAMES	SCHEDULE	OF SCHEDULE	RPI	RPI	RPI	RPI
DIV. I ONLY	20- 11	77	8- 2	236	159	114	114	12	12	
DIV. I NON-CONF.	5- 5	152	0- 1	297	289	212	212	12	12	
TOTALS	RPI 1-25	RPI 26-50	W-L RECORDS	RPI 51-100	RPI 101-150	RPI 150+				
20- 11	1- 1	0- 2	OVERALL	0- 0	3- 3	16- 5				
11- 3	1- 0	0- 1	HOME	0- 0	1- 2	9- 0				
9- 7	0- 1	0- 1	AWAY	0- 0	2- 0	7- 5				
0- 1	0- 0	0- 0	NEUTRAL	0- 0	0- 1	0- 0				
5- 5	0- 0	0- 0	NON-CONFERENCE	0- 0	0- 1	5- 4				
3- 1	0- 0	0- 0	HOME	0- 0	0- 1	3- 0				
2- 4	0- 0	0- 0	AWAY	0- 0	0- 0	2- 4				
0- 0	0- 0	0- 0	NEUTRAL	0- 0	0- 0	0- 0				
15- 6	1- 1	0- 2	CONFERENCE	0- 0	3- 2	11- 1				
8- 2	1- 0	0- 1	HOME	0- 0	1- 1	6- 0				
7- 3	0- 1	0- 1	AWAY	0- 0	2- 0	5- 1				
0- 1	0- 0	0- 0	NEUTRAL	0- 0	0- 1	0- 0				

RPI 1-25				RPI 26-50				RPI 51-100				RPI 101+ Team's RPI: 114			
RPI	S	Opponent	Score	RPI	S	Opponent	Score	RPI	S	Opponent	Score	RPI	S	Opponent	Score
25	A	UALR	56 82	45	A	Arkansas St.	72 91					125	H	Savannah St.	80 83
25	H	UALR	65 62	45	H	Arkansas St.	76 82					127	A	La.-Lafayette	60 55
												127	H	La.-Lafayette	68 63
												127	N	La.-Lafayette	52 66
												149	A	Texas St.	75 59
												149	H	Texas St.	72 74
												151	A	Auburn	54 71
												154	A	Tennessee St.	75 71
												161	A	Texas-Arlington	67 70
												161	H	Texas-Arlington	70 63
												173	A	Mercer	68 83
												174	A	Appalachian St.	108 87
												174	H	Appalachian St.	91 87
												203	A	Clemson	73 82
												204	H	Samford	76 67
												220	A	La.-Monroe	82 77
												220	H	La.-Monroe	90 51
												228	A	Georgia St.	96 87
												228	H	Georgia St.	88 75
												246	H	Alabama St.	70 50
												248	A	Evansville	85 94
LAST 12 Division I GAMES:															
173	A	Mercer	68 83	297	A	Ga. Southern	99 93					297	A	Ga. Southern	99 93
127	N	La.-Lafayette	52 66	127	H	La.-Lafayette	68 63					297	H	Ga. Southern	84 74
316	A	South Ala.	86 79	316	H	South Ala.	78 67					316	A	South Ala.	86 79
228	H	Georgia St.	88 75	174	A	Appalachian St.	108 87					316	H	South Ala.	78 67
149	A	Texas St.	75 59	45	A	Arkansas St.	72 91					327	H	Southeastern La.	80 78
25	H	UALR	65 62	161	A	Texas-Arlington	67 70								

Non-Div I Games:

Troy

■ Loss,
 ■ Non-Conf,
 ■ S Site,
 ■ Home
 ■ A Away
 N Neutral

T
r
o
y

RPI S Opponent Troy Score

Through Games Of April 7, 2015

RPI	S	Opponent	Score
337	A	Florida A&M	65 59

T
r
o
y

Troy

Average RPI Win:	185	WON-LOST	WINNING	LAST 10	STRENGTH OF	OPP. STRENGTH	TEAM	ADJ.	CONF.	ADJ CONF.
Average RPI Loss:	40	RECORD	PCT. RANK	GAMES	SCHEDULE	OF SCHEDULE	RPI	RPI	RPI	RPI
DIV. I ONLY	22- 11	71	4- 6	53	78	51	51	7	7	
DIV. I NON-CONF.	9- 3	44	0- 1	25	91	27	27	7	7	
TOTALS	RPI 1-25	RPI 26-50	W-L RECORDS	RPI 51-100	RPI 101-150	RPI 150+				
22- 11	1- 3	0- 5	OVERALL	5- 2	3- 1	13- 0				
11- 4	0- 2	0- 1	HOME	3- 1	1- 0	7- 0				
8- 4	1- 1	0- 1	AWAY	2- 1	0- 1	5- 0				
3- 3	0- 0	0- 3	NEUTRAL	0- 0	2- 0	1- 0				
9- 3	1- 1	0- 2	NON-CONFERENCE	3- 0	1- 0	4- 0				
5- 1	0- 1	0- 0	HOME	2- 0	0- 0	3- 0				
3- 0	1- 0	0- 0	AWAY	1- 0	0- 0	1- 0				
1- 2	0- 0	0- 2	NEUTRAL	0- 0	1- 0	0- 0				
13- 8	0- 2	0- 3	CONFERENCE	2- 2	2- 1	9- 0				
6- 3	0- 1	0- 1	HOME	1- 1	1- 0	4- 0				
5- 4	0- 1	0- 1	AWAY	1- 1	0- 1	4- 0				
2- 1	0- 0	0- 1	NEUTRAL	0- 0	1- 0	1- 0				

RPI 1-25				RPI 26-50				RPI 51-100				Team's RPI: 51	RPI 101+			
RPI	S	Opponent	Score	RPI	S	Opponent	Score	RPI	S	Opponent	Score		RPI	S	Opponent	Score
2	A	UConn	39 87	27	A	South Fla.	45 64	56	H	Miami (FL)	70 65		116	A	Tulsa	52 55
2	H	UConn	47 94	27	H	South Fla.	40 53	60	A	LSU	51 45		116	H	Tulsa	73 34
7	H	Florida St.	54 65	27	N	South Fla.	69 78	68	H	North Carolina St.	60 51		116	N	Tulsa	71 53
25	A	UALR	74 58	28	N	Mississippi St.	47 57	74	A	East Carolina	76 63		135	N	UNI	71 48
				29	N	Western Ky.	64 69	74	H	East Carolina	63 67		185	H	Memphis	75 65
								98	A	Temple	58 69		204	H	Samford	58 56
								98	H	Temple	77 63		212	A	McNeese St.	75 55
LAST 12 Division I GAMES:																
				28	N	Mississippi St.	47 57	185	H	Memphis	75 65					
				27	N	South Fla.	69 78	98	A	Temple	58 69					
				116	N	Tulsa	71 53	2	A	UConn	39 87					
				283	N	Houston	64 39	272	H	UCF	66 55					
				116	A	Tulsa	52 55	98	H	Temple	77 63					
				2	H	UConn	47 94	252	A	SMU	84 60					

Non-Div I Games:

Tulane

Average RPI Win:	203	WON-LOST	WINNING	LAST 10	STRENGTH OF	OPP. STRENGTH	TEAM	ADJ.	CONF.	ADJ CONF.
Average RPI Loss:	79	RECORD	PCT. RANK	GAMES	SCHEDULE	OF SCHEDULE	RPI	RPI	RPI	RPI
DIV. I ONLY	18- 14	128	6- 4	121	86	116	116	7	7	
DIV. I NON-CONF.	6- 7	174	1- 1	122	126	164	164	7	7	
TOTALS	RPI 1-25	RPI 26-50	W-L RECORDS	RPI 51-100	RPI 101-150	RPI 150+				
18- 14	0- 3	0- 2	OVERALL	3- 5	2- 3	13- 1				
9- 7	0- 2	0- 1	HOME	2- 2	0- 2	7- 0				
8- 6	0- 1	0- 1	AWAY	1- 2	1- 1	6- 1				
1- 1	0- 0	0- 0	NEUTRAL	0- 1	1- 0	0- 0				
6- 7	0- 1	0- 1	NON-CONFERENCE	0- 2	2- 3	4- 0				
2- 5	0- 1	0- 1	HOME	0- 1	0- 2	2- 0				
3- 2	0- 0	0- 0	AWAY	0- 1	1- 1	2- 0				
1- 0	0- 0	0- 0	NEUTRAL	0- 0	1- 0	0- 0				
12- 7	0- 2	0- 1	CONFERENCE	3- 3	0- 0	9- 1				
7- 2	0- 1	0- 0	HOME	2- 1	0- 0	5- 0				
5- 4	0- 1	0- 1	AWAY	1- 1	0- 0	4- 1				
0- 1	0- 0	0- 0	NEUTRAL	0- 1	0- 0	0- 0				

RPI 1-25				RPI 26-50				RPI 51-100				RPI 101+ Team's RPI: 116			
RPI	S	Opponent	Score	RPI	S	Opponent	Score	RPI	S	Opponent	Score	RPI	S	Opponent	Score
2	A	UConn	60 98	27	A	South Fla.	46 79	51	A	Tulane	34 73	126	A	Missouri St.	78 72
2	H	UConn	46 92	40	H	Arkansas	53 64	51	H	Tulane	55 52	129	N	Buffalo	87 77
25	H	UALR	59 66					51	N	Tulane	53 71	130	A	Oral Roberts	71 73
								56	A	Miami (FL)	57 69	135	H	UNI	66 69
								74	A	East Carolina	74 63	150	H	Saint Louis	58 63
								74	H	East Carolina	68 77	177	A	Texas Southern	67 64
								85	H	Eastern Mich.	59 69	185	A	Memphis	65 62
								98	H	Temple	75 67	185	H	Memphis	79 69
												198	H	Lamar	73 69
												250	A	Cincinnati	71 58
												250	H	Cincinnati	74 52
												252	A	SMU	72 59
												252	H	SMU	74 58
												272	A	UCF	70 76
												272	H	UCF	70 61
												283	A	Houston	67 51
												283	H	Houston	74 52
												284	A	Valparaiso	87 63
												300	H	New Orleans	78 55
LAST 12 Division I GAMES:															
85	H	Eastern Mich.	59 69	2	H	UConn	46 92								
126	A	Missouri St.	78 72	27	A	South Fla.	46 79								
51	N	Tulane	53 71	252	A	SMU	72 59								
250	A	Cincinnati	71 58	98	H	Temple	75 67								
51	H	Tulane	55 52	283	A	Houston	67 51								
185	A	Memphis	65 62	272	H	UCF	70 61								

Non-Div I Games:

Tulsa

UAB				STRENGTH OF SCHEDULE	OPP. STRENGTH OF SCHEDULE	TEAM RPI	ADJ. RPI	CONF. RPI	ADJ CONF. RPI
Average RPI Win:	244	WON-LOST RECORD	WINNING PCT. RANK						
Average RPI Loss:	126		LAST 10 GAMES						
DIV. I ONLY	18- 13	112	6- 4	293	140	187	187	17	17
DIV. I NON-CONF.	6- 5	140	0- 0	343	209	266	266	18	18

TOTALS	RPI 1-25	RPI 26-50	W-L RECORDS	RPI 51-100	RPI 101-150	RPI 150+			
18- 13	0- 1	0- 1	OVERALL	2- 4	1- 2	15- 5			
12- 4	0- 0	0- 0	HOME	1- 3	0- 1	11- 0			
5- 9	0- 1	0- 1	AWAY	1- 1	1- 1	3- 5			
1- 0	0- 0	0- 0	NEUTRAL	0- 0	0- 0	1- 0			
6- 5	0- 1	0- 0	NON-CONFERENCE	0- 1	0- 0	6- 3			
4- 1	0- 0	0- 0	HOME	0- 1	0- 0	4- 0			
1- 4	0- 1	0- 0	AWAY	0- 0	0- 0	1- 3			
1- 0	0- 0	0- 0	NEUTRAL	0- 0	0- 0	1- 0			
12- 8	0- 0	0- 1	CONFERENCE	2- 3	1- 2	9- 2			
8- 3	0- 0	0- 0	HOME	1- 2	0- 1	7- 0			
4- 5	0- 0	0- 1	AWAY	1- 1	1- 1	2- 2			
0- 0	0- 0	0- 0	NEUTRAL	0- 0	0- 0	0- 0			

RPI 1-25				RPI 26-50				RPI 51-100				RPI 101+ Team's RPI: 187			
RPI	S	Opponent	Score	RPI	S	Opponent	Score	RPI	S	Opponent	Score	RPI	S	Opponent	Score
7	A	Florida St.	62 92	29	A	Western Ky.	51 59	62	A	Middle Tenn.	62 57	119	A	Old Dominion	46 58
								62	H	Middle Tenn.	68 76	121	A	Louisiana Tech	63 54
								71	A	Southern Miss.	39 44	121	H	Louisiana Tech	55 61
								71	H	Southern Miss.	66 80	158	A	Charlotte	60 52
								71	H	Southern Miss.	62 49	168	A	Marshall	52 71
								86	H	Richmond	65 71	181	H	UTSA	73 57
												204	A	Samford	41 70
												209	A	Arizona	44 49
												221	A	Fla. Atlantic	56 66
												221	H	Fla. Atlantic	59 56
												244	H	UTEP	63 52
												244	H	UTEP	67 52
												264	H	Lipscomb	72 54
												270	H	Rice	75 59
												273	A	Loyola Marymount	61 66
												277	N	UC Irvine	69 65
												304	A	Loyola Chicago	61 51
												316	H	South Ala.	73 43
												317	H	Alcorn	57 43
												328	H	North Texas	74 40
												334	A	FIU	68 45
												334	H	FIU	72 56
												338	H	Ark.-Pine Bluff	65 56
LAST 12 Division I GAMES:															
71	H	Southern Miss.	66 80	29	A	Western Ky.	51 59	270	H	Rice	75 59				
244	H	UTEP	63 52	328	H	North Texas	74 40	71	A	Southern Miss.	39 44				
334	H	FIU	72 56	121	A	Louisiana Tech	63 54	181	H	UTSA	73 57				
221	H	Fla. Atlantic	59 56												
62	A	Middle Tenn.	62 57												
168	A	Marshall	52 71												

Non-Div I Games:

UAB

■ Loss,
 ■ Non-Conf,
 ■ S Site,
 ■ H Home
 ■ A Away
 N Neutral

Average RPI Win:	168	WON-LOST	WINNING	LAST 10	STRENGTH OF	OPP. STRENGTH	TEAM	ADJ.	CONF.	ADJ CONF.
Average RPI Loss:	54	RECORD	PCT. RANK	GAMES	SCHEDULE	OF SCHEDULE	RPI	RPI	RPI	RPI
DIV. I ONLY	29- 5	14	8- 2	101	94	25	25	12	12	
DIV. I NON-CONF.	8- 3	62	1- 1	40	17	20	20	12	12	
TOTALS	RPI 1-25	RPI 26-50	W-L RECORDS	RPI 51-100	RPI 101-150	RPI 150+				
29- 5	1- 1	3- 2	OVERALL	1- 1	9- 1	15- 0				
13- 1	1- 0	1- 0	HOME	0- 1	5- 0	6- 0				
12- 4	0- 1	0- 2	AWAY	1- 0	3- 1	8- 0				
4- 0	0- 0	2- 0	NEUTRAL	0- 0	1- 0	1- 0				
8- 3	1- 1	1- 1	NON-CONFERENCE	1- 1	3- 0	2- 0				
3- 1	1- 0	0- 0	HOME	0- 1	2- 0	0- 0				
4- 2	0- 1	0- 1	AWAY	1- 0	1- 0	2- 0				
1- 0	0- 0	1- 0	NEUTRAL	0- 0	0- 0	0- 0				
21- 2	0- 0	2- 1	CONFERENCE	0- 0	6- 1	13- 0				
10- 0	0- 0	1- 0	HOME	0- 0	3- 0	6- 0				
8- 2	0- 0	0- 1	AWAY	0- 0	2- 1	6- 0				
3- 0	0- 0	1- 0	NEUTRAL	0- 0	1- 0	1- 0				

RPI	S	Opponent	Score	RPI	S	Opponent	Score	RPI	S	Opponent	Score	RPI	S	Opponent	Score
13	A	Arizona St.	54 57	34	N	Texas A&M	69 60	51	H	Tulane	58 74	114	A	Troy	62 65
21	H	Oklahoma	66 62	45	A	Arkansas St.	69 70	60	A	LSU	70 54	114	H	Troy	82 56
				45	H	Arkansas St.	63 61					116	A	Tulsa	66 59
				45	N	Arkansas St.	78 72					126	H	Missouri St.	61 48
				48	A	South Dakota St.	42 67					127	A	La.-Lafayette	68 66
												127	H	La.-Lafayette	67 41
												130	H	Oral Roberts	54 43
												149	A	Texas St.	65 45
												149	H	Texas St.	70 43
												149	N	Texas St.	87 44
												161	A	Texas-Arlington	48 38
												161	H	Texas-Arlington	66 38
												174	A	Appalachian St.	63 49
												174	H	Appalachian St.	69 48
												185	A	Memphis	66 59
												220	A	La.-Monroe	79 41
												220	H	La.-Monroe	68 44
												228	A	Georgia St.	75 55
												228	H	Georgia St.	56 39
												228	N	Georgia St.	71 54
												270	A	Rice	55 40
												297	A	Ga. Southern	58 44
												297	H	Ga. Southern	60 43
												316	A	South Ala.	56 34
												316	H	South Ala.	71 37

LAST 12 Division I GAMES:

13	A	Arizona St.	54 57	161	A	Texas-Arlington	48 38
34	N	Texas A&M	69 60	228	H	Georgia St.	56 39
45	N	Arkansas St.	78 72	114	A	Troy	62 65
149	N	Texas St.	87 44	45	H	Arkansas St.	63 61
228	N	Georgia St.	71 54	297	H	Ga. Southern	60 43
127	A	La.-Lafayette	68 66	174	A	Appalachian St.	63 49

Non-Div I Games:

UALR

■ Loss,
 ■ Non-Conf,
 ■ S Site,
 ■ Home
 ■ A Away
 N Neutral

Average RPI Win: 187	WON-LOST	WINNING	LAST 10	STRENGTH OF	OPP. STRENGTH	TEAM	ADJ.	CONF.	ADJ CONF.
Average RPI Loss: 132	RECORD	PCT. RANK	GAMES	SCHEDULE	OF SCHEDULE	RPI	RPI	RPI	RPI
DIV. I ONLY	14- 16	200	4- 6	97	137	156	156	15	15
DIV. I NON-CONF.	4- 7	222	0- 0	49	88	149	149	14	14
TOTALS	RPI 1-25	RPI 26-50	W-L RECORDS	RPI 51-100	RPI 101-150	RPI 150+			
14- 16	0- 3	0- 0	OVERALL	3- 4	4- 3	7- 6			
7- 6	0- 1	0- 0	HOME	2- 2	2- 1	3- 2			
4- 8	0- 2	0- 0	AWAY	1- 1	1- 2	2- 3			
3- 2	0- 0	0- 0	NEUTRAL	0- 1	1- 0	2- 1			
4- 7	0- 3	0- 0	NON-CONFERENCE	1- 1	1- 1	2- 2			
2- 3	0- 1	0- 0	HOME	1- 1	0- 1	1- 0			
1- 3	0- 2	0- 0	AWAY	0- 0	1- 0	0- 1			
1- 1	0- 0	0- 0	NEUTRAL	0- 0	0- 0	1- 1			
10- 9	0- 0	0- 0	CONFERENCE	2- 3	3- 2	5- 4			
5- 3	0- 0	0- 0	HOME	1- 1	2- 0	2- 2			
3- 5	0- 0	0- 0	AWAY	1- 1	0- 2	2- 2			
2- 1	0- 0	0- 0	NEUTRAL	0- 1	1- 0	1- 0			

RPI	S	Opponent	Score	RPI	S	Opponent	Score	RPI	S	Opponent	Score	RPI	S	Opponent	Score	Team's RPI: 156
2	H	UConn	43 102					52	H	St. Mary's (CA)	55 57	113	A	Long Beach St.	60 63	
13	A	Arizona St.	51 72					75	A	CSUN	60 49	113	H	Long Beach St.	83 66	
17	A	Stanford	59 71					75	H	CSUN	73 67	113	N	Long Beach St.	70 67	
								75	N	CSUN	47 61	117	A	Sacramento St.	90 82	
								81	A	Hawaii	60 62	140	H	San Francisco	70 73	
								81	H	Hawaii	53 58	148	A	UC Riverside	56 61	
								82	H	Pacific	60 53	148	H	UC Riverside	70 61	
												167	A	Cal Poly	64 72	
												167	H	Cal Poly	52 68	
												214	A	Cal St. Fullerton	74 67	
												214	H	Cal St. Fullerton	64 59	
												223	N	Santa Clara	76 79	
												227	A	San Jose St.	75 89	
												254	N	Southern Utah	76 53	
												277	A	UC Irvine	62 71	
												277	H	UC Irvine	79 69	
												277	N	UC Irvine	80 71	
												330	H	Utah Valley	59 49	
												332	A	UC Santa Barbara	60 54	
												332	H	UC Santa Barbara	52 57	
LAST 12 Division I GAMES:																
		75 N CSUN	47 61			167 H Cal Poly	52 68									
		113 N Long Beach St.	70 67			81 A Hawaii	60 62									
		277 N UC Irvine	80 71			113 H Long Beach St.	83 66									
		277 A UC Irvine	62 71			214 A Cal St. Fullerton	74 67									
		148 A UC Riverside	56 61			277 H UC Irvine	79 69									
		332 H UC Santa Barbara	52 57			75 H CSUN	73 67									

Non-Div I Games: Menlo

77 56

UC Davis

■ Loss,
 ■ Non-Conf,
 ■ S Site,
 ■ Home
 ■ Away
 N Neutral

Average RPI Win:	245	WON-LOST	WINNING	LAST 10	STRENGTH OF	OPP. STRENGTH	TEAM	ADJ.	CONF.	ADJ CONF.
Average RPI Loss:	147	RECORD	PCT. RANK	GAMES	SCHEDULE	OF SCHEDULE	RPI	RPI	RPI	RPI
DIV. I ONLY	7- 24	304	4- 6	154	245	277	277	15	15	
DIV. I NON-CONF.	2- 12	316	0- 0	156	323	290	290	14	14	
TOTALS	RPI 1-25	RPI 26-50	W-L RECORDS	RPI 51-100	RPI 101-150	RPI 150+				
7- 24	0- 0	0- 0	OVERALL	0- 8	1- 6	6- 10				
4- 8	0- 0	0- 0	HOME	0- 3	1- 2	3- 3				
2- 12	0- 0	0- 0	AWAY	0- 4	0- 4	2- 4				
1- 4	0- 0	0- 0	NEUTRAL	0- 1	0- 0	1- 3				
2- 12	0- 0	0- 0	NON-CONFERENCE	0- 4	0- 3	2- 5				
0- 4	0- 0	0- 0	HOME	0- 1	0- 1	0- 2				
1- 5	0- 0	0- 0	AWAY	0- 2	0- 2	1- 1				
1- 3	0- 0	0- 0	NEUTRAL	0- 1	0- 0	1- 2				
5- 12	0- 0	0- 0	CONFERENCE	0- 4	1- 3	4- 5				
4- 4	0- 0	0- 0	HOME	0- 2	1- 1	3- 1				
1- 7	0- 0	0- 0	AWAY	0- 2	0- 2	1- 3				
0- 1	0- 0	0- 0	NEUTRAL	0- 0	0- 0	0- 1				

RPI 1-25			RPI 26-50			RPI 51-100			RPI 101+			Team's RPI: 277
RPI	S	Opponent	Score	RPI	S	Opponent	Score	RPI	S	Opponent	Score	
								65	H	San Diego	64	87
								69	A	TCU	56	78
								75	A	CSUN	60	82
								75	H	CSUN	63	72
								76	A	South Dakota	52	96
								81	A	Hawaii	37	75
								81	H	Hawaii	50	85
								88	N	Wright St.	42	80

Non-Div I Games: Concordia Irvine 78 72

UC Irvine

■ Loss,
 ■ Non-Conf,
 ■ S Site,
 ■ Home
 ■ Away
 N Neutral

Average RPI Win:	211	WON-LOST	WINNING	LAST 10	STRENGTH OF	OPP. STRENGTH	TEAM	ADJ.	CONF.	ADJ CONF.
Average RPI Loss:	123	RECORD	PCT. RANK	GAMES	SCHEDULE	OF SCHEDULE	RPI	RPI	RPI	RPI
DIV. I ONLY	17- 14	138	4- 6	199	156	148	148	15	15	
DIV. I NON-CONF.	9- 5	95	0- 0	160	216	94	94	14	14	
TOTALS	RPI 1-25	RPI 26-50	W-L RECORDS	RPI 51-100	RPI 101-150	RPI 150+				
17- 14	0- 0	0- 1	OVERALL	1- 6	4- 2	12- 5				
11- 3	0- 0	0- 1	HOME	0- 2	2- 0	9- 0				
4- 11	0- 0	0- 0	AWAY	1- 4	1- 2	2- 5				
2- 0	0- 0	0- 0	NEUTRAL	0- 0	1- 0	1- 0				
9- 5	0- 0	0- 1	NON-CONFERENCE	0- 3	3- 1	6- 0				
5- 1	0- 0	0- 1	HOME	0- 0	1- 0	4- 0				
2- 4	0- 0	0- 0	AWAY	0- 3	1- 1	1- 0				
2- 0	0- 0	0- 0	NEUTRAL	0- 0	1- 0	1- 0				
8- 9	0- 0	0- 0	CONFERENCE	1- 3	1- 1	6- 5				
6- 2	0- 0	0- 0	HOME	0- 2	1- 0	5- 0				
2- 7	0- 0	0- 0	AWAY	1- 1	0- 1	1- 5				
0- 0	0- 0	0- 0	NEUTRAL	0- 0	0- 0	0- 0				

RPI S	Opponent	Score	RPI S	Opponent	Score	RPI S	Opponent	Score	RPI S	Opponent	Score	Team's RPI: 148
36	H Washington	71 74	53	A UCLA	43 57	110	A New Mexico	70 62				
			57	A Fresno St.	61 73	113	A Long Beach St.	66 76				
			59	A Iowa St.	54 71	113	H Long Beach St.	80 74				
			75	A CSUN	68 56	140	H San Francisco	66 53				
			75	H CSUN	70 88	142	N Stephen F. Austin	90 62				
			81	A Hawaii	58 69	144	A Bakersfield	65 66				
			81	H Hawaii	69 72	156	A UC Davis	61 70				
						156	H UC Davis	61 56				
						167	A Cal Poly	68 70				
						167	H Cal Poly	82 78				
						214	A Cal St. Fullerton	49 58				
						214	A Cal St. Fullerton	59 71				
						214	H Cal St. Fullerton	77 69				
						223	H Santa Clara	80 69				
						225	H San Diego St.	64 54				
						227	H San Jose St.	100 80				
						231	N Brown	79 65				
						273	A Loyola Marymount	81 55				
						277	A UC Irvine	72 76				
						277	H UC Irvine	71 58				
						332	A UC Santa Barbara	71 65				
						332	H UC Santa Barbara	89 74				
						342	H UMKC	81 38				
LAST 12 Division I GAMES:												
214	A Cal St. Fullerton	59 71	277	A UC Irvine	72 76							
113	A Long Beach St.	66 76	81	H Hawaii	69 72							
156	H UC Davis	61 56	113	H Long Beach St.	80 74							
75	H CSUN	70 88	214	H Cal St. Fullerton	77 69							
167	A Cal Poly	68 70	75	A CSUN	68 56							
332	A UC Santa Barbara	71 65	167	H Cal Poly	82 78							

Non-Div I Games:

UC Riverside

■ Loss,
 ■ Non-Conf,
 ■ S Site,
 ■ Home
 ■ A Away
 N Neutral

UC Santa Barbara				STRENGTH OF		OPP. STRENGTH	TEAM	ADJ.	CONF.	ADJ CONF.
Average RPI Win:	185	WON-LOST	WINNING	LAST 10	SCHEDULE	OF SCHEDULE	RPI	RPI	RPI	RPI
Average RPI Loss:	164	RECORD	PCT. RANK	GAMES						
DIV. I ONLY	2- 27	346	2- 8	206	144	332	332	15	15	
DIV. I NON-CONF.	0- 13	339	0- 0	277	167	344	344	14	14	
TOTALS	RPI 1-25	RPI 26-50	W-L RECORDS	RPI 51-100	RPI 101-150	RPI 150+				
2- 27	0- 1	0- 0	OVERALL	0- 6	0- 6	2- 14				
1- 13	0- 0	0- 0	HOME	0- 4	0- 3	1- 6				
1- 14	0- 1	0- 0	AWAY	0- 2	0- 3	1- 8				
0- 0	0- 0	0- 0	NEUTRAL	0- 0	0- 0	0- 0				
0- 13	0- 1	0- 0	NON-CONFERENCE	0- 2	0- 2	0- 8				
0- 6	0- 0	0- 0	HOME	0- 2	0- 1	0- 3				
0- 7	0- 1	0- 0	AWAY	0- 0	0- 1	0- 5				
0- 0	0- 0	0- 0	NEUTRAL	0- 0	0- 0	0- 0				
2- 14	0- 0	0- 0	CONFERENCE	0- 4	0- 4	2- 6				
1- 7	0- 0	0- 0	HOME	0- 2	0- 2	1- 3				
1- 7	0- 0	0- 0	AWAY	0- 2	0- 2	1- 3				
0- 0	0- 0	0- 0	NEUTRAL	0- 0	0- 0	0- 0				

RPI 1-25				RPI 26-50				RPI 51-100				RPI 101+ Team's RPI: 332			
RPI	S	Opponent	Score	RPI	S	Opponent	Score	RPI	S	Opponent	Score	RPI	S	Opponent	Score
17	A	Stanford	34 90					60	H	LSU	45 78	101	H	Army	39 61
								75	A	CSUN	48 84	113	A	Long Beach St.	38 68
								75	H	CSUN	21 60	113	H	Long Beach St.	44 81
								78	H	Washington St.	55 81	144	A	Bakersfield	64 74
								81	A	Hawaii	43 60	148	A	UC Riverside	74 89
								81	H	Hawaii	36 60	148	H	UC Riverside	65 71
												156	A	UC Davis	57 52
												156	H	UC Davis	54 60
												167	A	Cal Poly	63 84
												167	H	Cal Poly	41 56
												190	H	Idaho	44 47
												209	A	Arizona	34 61
												214	A	Cal St. Fullerton	50 54
												214	H	Cal St. Fullerton	48 39
												223	H	Santa Clara	33 47
												225	A	San Diego St.	58 64
												233	H	Pepperdine	44 66
												267	A	Northern Ariz.	49 67
												277	A	UC Irvine	46 58
												277	H	UC Irvine	58 61
												287	A	Nevada	58 71
												303	A	Seattle	46 66
LAST 12 Division I GAMES:															
167	A	Cal Poly	63 84	75	H	CSUN	21 60								
81	H	Hawaii	36 60	113	A	Long Beach St.	38 68								
156	A	UC Davis	57 52	81	A	Hawaii	43 60								
277	A	UC Irvine	46 58	156	H	UC Davis	54 60								
214	H	Cal St. Fullerton	48 39	277	H	UC Irvine	58 61								
148	H	UC Riverside	65 71	214	A	Cal St. Fullerton	50 54								

Non-Div I Games:

UC Santa Barbara

■ Loss,
 ■ Non-Conf,
 ■ S Site,
 ■ Home
 ■ A Away
 N Neutral

UCF				STRENGTH OF SCHEDULE	OPP. STRENGTH OF SCHEDULE	TEAM RPI	ADJ. RPI	CONF. RPI	ADJ CONF. RPI
Average RPI Win:	233	WON-LOST RECORD	WINNING PCT. RANK						
Average RPI Loss:	128		LAST 10 GAMES						
DIV. I ONLY	9- 21	277	2- 8	231	92	272	272	7	7
DIV. I NON-CONF.	4- 7	222	0- 0	227	194	267	267	7	7

TOTALS	RPI 1-25	RPI 26-50	W-L RECORDS	RPI 51-100	RPI 101-150	RPI 150+			
9- 21	0- 1	0- 2	OVERALL	0- 9	1- 1	8- 8			
7- 8	0- 1	0- 1	HOME	0- 4	1- 0	6- 2			
2- 12	0- 0	0- 1	AWAY	0- 5	0- 1	2- 5			
0- 1	0- 0	0- 0	NEUTRAL	0- 0	0- 0	0- 1			
4- 7	0- 0	0- 0	NON-CONFERENCE	0- 4	0- 0	4- 3			
4- 2	0- 0	0- 0	HOME	0- 2	0- 0	4- 0			
0- 5	0- 0	0- 0	AWAY	0- 2	0- 0	0- 3			
0- 0	0- 0	0- 0	NEUTRAL	0- 0	0- 0	0- 0			
5- 14	0- 1	0- 2	CONFERENCE	0- 5	1- 1	4- 5			
3- 6	0- 1	0- 1	HOME	0- 2	1- 0	2- 2			
2- 7	0- 0	0- 1	AWAY	0- 3	0- 1	2- 2			
0- 1	0- 0	0- 0	NEUTRAL	0- 0	0- 0	0- 1			

RPI 1-25				RPI 26-50				RPI 51-100				RPI 101+ Team's RPI: 272			
RPI	S	Opponent	Score	RPI	S	Opponent	Score	RPI	S	Opponent	Score	RPI	S	Opponent	Score
2	H	UConn	45 100	27	A	South Fla.	68 91	51	A	Tulane	55 66	116	A	Tulsa	61 70
				27	H	South Fla.	71 99	51	H	Tulane	70 71	116	H	Tulsa	76 70
								62	A	Middle Tenn.	57 79	185	A	Memphis	49 65
								72	H	Stetson	49 67	185	H	Memphis	66 70
								74	A	East Carolina	57 67	192	A	Massachusetts	62 67
								77	A	St. John's (NY)	48 62	195	A	Iona	67 75
								95	H	Akron	64 73	205	H	Jacksonville	71 59
								98	A	Temple	57 72	221	H	Fla. Atlantic	94 74
								98	H	Temple	54 71	241	H	Oakland	98 65
												243	H	North Florida	60 56
												250	A	Cincinnati	54 70
												250	H	Cincinnati	66 51
												250	N	Cincinnati	66 76
												252	A	SMU	61 57
												252	H	SMU	60 70
												283	A	Houston	64 50
												283	H	Houston	59 38
												334	A	FIU	57 66
LAST 12 Division I GAMES:															
250	N	Cincinnati	66 76	51	A	Tulane	55 66								
74	A	East Carolina	57 67	252	H	SMU	60 70								
27	H	South Fla.	71 99	27	A	South Fla.	68 91								
283	H	Houston	59 38	116	A	Tulsa	61 70								
185	A	Memphis	49 65	98	H	Temple	54 71								
250	H	Cincinnati	66 51	252	A	SMU	61 57								

Non-Div I Games:

UCF

■ Loss,
 ■ Non-Conf,
 ■ S Site,
 ■ H Home
 ■ A Away
 N Neutral

U
C
L
AU
C
L
A

UCLA

Page 345

Average RPI Win:	109	WON-LOST	WINNING	LAST 10	STRENGTH OF	OPP. STRENGTH	TEAM	ADJ.	CONF.	ADJ CONF.
Average RPI Loss:	17	RECORD	PCT. RANK	GAMES	SCHEDULE	OF SCHEDULE	RPI	RPI	RPI	RPI
DIV. I ONLY	38- 1	1	10- 0	18	37	2	2	7	7	
DIV. I NON-CONF.	17- 1	1	6- 0	2	1	1	1	7	7	
TOTALS	RPI 1-25	RPI 26-50	W-L RECORDS	RPI 51-100	RPI 101-150	RPI 150+				
38- 1	8- 1	5- 0	OVERALL	11- 0	2- 0	12- 0				
15- 0	2- 0	3- 0	HOME	4- 0	1- 0	5- 0				
11- 1	1- 1	1- 0	AWAY	3- 0	1- 0	5- 0				
12- 0	5- 0	1- 0	NEUTRAL	4- 0	0- 0	2- 0				
17- 1	8- 1	2- 0	NON-CONFERENCE	4- 0	0- 0	3- 0				
6- 0	2- 0	2- 0	HOME	1- 0	0- 0	1- 0				
2- 1	1- 1	0- 0	AWAY	0- 0	0- 0	1- 0				
9- 0	5- 0	0- 0	NEUTRAL	3- 0	0- 0	1- 0				
21- 0	0- 0	3- 0	CONFERENCE	7- 0	2- 0	9- 0				
9- 0	0- 0	1- 0	HOME	3- 0	1- 0	4- 0				
9- 0	0- 0	1- 0	AWAY	3- 0	1- 0	4- 0				
3- 0	0- 0	1- 0	NEUTRAL	1- 0	0- 0	1- 0				

RPI	S	Opponent	Score	RPI	S	Opponent	Score	RPI	S	Opponent	Score	RPI	S	Opponent	Score
1	A	Notre Dame	76 58	27	A	South Fla.	88 65	51	A	Tulane	94 47	116	A	Tulsa	92 46
1	N	Notre Dame	63 53	27	H	South Fla.	92 50	51	H	Tulane	87 39	116	H	Tulsa	98 60
4	H	South Carolina	87 62	27	N	South Fla.	84 70	53	N	UCLA	86 50	156	A	UC Davis	102 43
6	N	Maryland	81 58	35	H	DePaul	98 64	67	N	Vanderbilt	91 52	185	A	Memphis	80 34
11	N	Dayton	91 70	38	H	Rutgers	91 55	74	A	East Carolina	89 38	185	H	Memphis	87 24
15	H	Duke	83 52					74	H	East Carolina	87 32	234	H	St. Francis Brooklyn	89 33
17	A	Stanford	86 88					74	N	East Carolina	106 56	250	A	Cincinnati	96 31
19	N	Texas	105 54					77	N	St. John's (NY)	70 54	250	H	Cincinnati	96 36
23	N	Green Bay	89 53					89	H	Creighton	96 60	250	N	Cincinnati	93 34
								98	A	Temple	83 49	252	A	SMU	87 28
								98	H	Temple	92 58	252	H	SMU	96 45
												272	A	UCF	100 45
												283	H	Houston	85 26
												289	N	Col. of Charleston	85 24
LAST 12 Division I GAMES:															
1	N	Notre Dame	63 53	27	N	South Fla.	84 70								
6	N	Maryland	81 58	74	N	East Carolina	106 56								
11	N	Dayton	91 70	250	N	Cincinnati	93 34								
19	N	Texas	105 54	27	A	South Fla.	88 65								
38	H	Rutgers	91 55	185	H	Memphis	87 24								
234	H	St. Francis Brooklyn	89 33	51	A	Tulane	94 47								

Non-Div I Games:

UConn

UMBC				STRENGTH OF		OPP. STRENGTH		TEAM		ADJ.		CONF.		ADJ CONF.	
Average RPI Win: 275				SCHEDULE		OF SCHEDULE		RPI		RPI		RPI		RPI	
Average RPI Loss: 162															
WON-LOST				WINNING		LAST 10									
RECORD				PCT. RANK		GAMES									
DIV. I ONLY				11- 19		251		5- 5		253		279		261	
DIV. I NON-CONF.				4- 8		231		0- 0		298		326		287	
TOTALS				RPI 1-25		RPI 26-50		W-L RECORDS		RPI 51-100		RPI 101-150		RPI 150+	
11- 19				0- 0		0- 1		OVERALL		0- 6		1- 1		10- 11	
6- 7				0- 0		0- 0		HOME		0- 2		1- 0		5- 5	
4- 11				0- 0		0- 1		AWAY		0- 3		0- 1		4- 6	
1- 1				0- 0		0- 0		NEUTRAL		0- 1		0- 0		1- 0	
4- 8				0- 0		0- 1		NON-CONFERENCE		0- 1		0- 0		4- 6	
2- 3				0- 0		0- 0		HOME		0- 0		0- 0		2- 3	
2- 5				0- 0		0- 1		AWAY		0- 1		0- 0		2- 3	
0- 0				0- 0		0- 0		NEUTRAL		0- 0		0- 0		0- 0	
7- 11				0- 0		0- 0		CONFERENCE		0- 5		1- 1		6- 5	
4- 4				0- 0		0- 0		HOME		0- 2		1- 0		3- 2	
2- 6				0- 0		0- 0		AWAY		0- 2		0- 1		2- 3	
1- 1				0- 0		0- 0		NEUTRAL		0- 1		0- 0		1- 0	

RPI 1-25				RPI 26-50				RPI 51-100				RPI 101+				Team's RPI: 261	
RPI	S	Opponent	Score	RPI	S	Opponent	Score	RPI	S	Opponent	Score	RPI	S	Opponent	Score		
				49	A	American	51 77	58	A	Penn	63 69	145	A	Hartford	63 70		
								80	A	Albany (NY)	68 84	145	H	Hartford	53 51		
								80	H	Albany (NY)	62 72	160	A	Bucknell	41 85		
								80	N	Albany (NY)	37 66	184	A	La Salle	62 65		
								97	A	Maine	41 61	193	A	Stony Brook	41 74		
								97	H	Maine	42 56	193	H	Stony Brook	50 66		
												193	N	Stony Brook	49 47		
												202	H	Robert Morris	60 84		
												210	A	New Hampshire	45 67		
												210	H	New Hampshire	69 55		
												219	A	UMass Lowell	62 75		
												219	H	UMass Lowell	78 84		
												245	H	Towson	54 59		
												276	A	Rider	55 67		
												286	H	Loyola Maryland	81 58		
												288	A	Columbia	76 66		
												291	H	Morgan St.	46 54		
												305	A	UMES	87 78		
												306	A	Vermont	68 61		
												306	H	Vermont	71 64		
												324	A	Binghamton	71 55		
												324	H	Binghamton	73 50		
												336	H	Coppin St.	78 65		
LAST 12 Division I GAMES:																	
				80	N	Albany (NY)	37 66	306	H	Vermont	71 64						
				193	N	Stony Brook	49 47	193	A	Stony Brook	41 74						
				324	H	Binghamton	73 50	210	H	New Hampshire	69 55						
				97	A	Maine	41 61	219	H	UMass Lowell	78 84						
				145	H	Hartford	53 51	324	A	Binghamton	71 55						
				80	A	Albany (NY)	68 84	97	H	Maine	42 56						

Non-Div I Games: Eastern 93 68

UMBC

Loss, Non-Conf, S Site, H Home A Away N Neutral

UMES				STRENGTH OF SCHEDULE	OPP. STRENGTH OF SCHEDULE	TEAM RPI	ADJ. RPI	CONF. RPI	ADJ CONF. RPI
Average RPI Win:	273	WON-LOST RECORD	WINNING PCT. RANK						
Average RPI Loss:	232		LAST 10 GAMES						
DIV. I ONLY	13- 17	219	6- 4	347	335	305	305	31	31
DIV. I NON-CONF.	2- 8	295	0- 1	327	263	343	343	29	29

TOTALS	RPI 1-25	RPI 26-50	W-L RECORDS	RPI 51-100	RPI 101-150	RPI 150+			
13- 17	0- 0	0- 1	OVERALL	0- 0	2- 3	11- 13			
8- 5	0- 0	0- 1	HOME	0- 0	1- 1	7- 3			
2- 11	0- 0	0- 0	AWAY	0- 0	0- 1	2- 10			
3- 1	0- 0	0- 0	NEUTRAL	0- 0	1- 1	2- 0			
2- 8	0- 0	0- 1	NON-CONFERENCE	0- 0	0- 1	2- 6			
2- 3	0- 0	0- 1	HOME	0- 0	0- 1	2- 1			
0- 5	0- 0	0- 0	AWAY	0- 0	0- 0	0- 5			
0- 0	0- 0	0- 0	NEUTRAL	0- 0	0- 0	0- 0			
11- 9	0- 0	0- 0	CONFERENCE	0- 0	2- 2	9- 7			
6- 2	0- 0	0- 0	HOME	0- 0	1- 0	5- 2			
2- 6	0- 0	0- 0	AWAY	0- 0	0- 1	2- 5			
3- 1	0- 0	0- 0	NEUTRAL	0- 0	1- 1	2- 0			

RPI 1-25			RPI 26-50			RPI 51-100			RPI 101+ Team's RPI: 305		
RPI	S	Opponent	Score	RPI	S	Opponent	Score	RPI	S	Opponent	Score
				49	H	American	52 64	108	A	Hampton	43 71
								108	N	Hampton	52 50
								125	H	Savannah St.	61 50
								125	N	Savannah St.	47 65
								141	H	VCU	50 72
								168	A	Marshall	57 74
								170	H	N.C. A&T	58 43
								201	A	Virginia Tech	41 63
								222	A	USC Upstate	38 60
								240	H	Monmouth	86 73
								261	H	UMBC	78 87
								262	A	Bethune-Cookman	65 75
								271	A	Norfolk St.	60 50
								271	N	Norfolk St.	69 64
								281	A	South Carolina St.	58 69
								281	H	South Carolina St.	59 64
								291	A	Morgan St.	62 72
								291	H	Morgan St.	50 65
								294	A	NJIT	41 70
								296	A	Georgetown	75 88
								319	H	Mt. St. Mary's	58 43
								336	H	Coppin St.	66 58
								337	A	Florida A&M	54 64
								339	H	N.C. Central	71 61
								339	N	N.C. Central	67 47
								341	A	Howard	90 92
LAST 12 Division I GAMES:											
				125	N	Savannah St.	47 65	294	A	NJIT	41 70
				271	N	Norfolk St.	69 64	281	A	South Carolina St.	58 69
				108	N	Hampton	52 50	341	H	Howard	61 54
				339	N	N.C. Central	67 47	347	H	Delaware St.	96 59
				291	H	Morgan St.	50 65	271	A	Norfolk St.	60 50
				347	A	Delaware St.	68 61	108	A	Hampton	43 71

Non-Div I Games: Cheyney 63 38

UMES

■ Loss,
 ■ Non-Conf,
 ■ S Site,
 ■ H Home
 ■ A Away
 N Neutral

RPI	S	Opponent	Score	
341	H	Howard	61	54
347	A	Delaware St.	68	61
347	H	Delaware St.	96	59

U
M
E
S

U
M
E
S

UMES

Average RPI Win: 329		WON-LOST	WINNING	LAST 10	STRENGTH OF	OPP. STRENGTH	TEAM	ADJ.	CONF.	ADJ CONF.
Average RPI Loss: 220		RECORD	PCT. RANK	GAMES	SCHEDULE	OF SCHEDULE	RPI	RPI	RPI	RPI
DIV. I ONLY		6- 22	308	3- 7	342	332	342	342	30	30
DIV. I NON-CONF.		2- 11	314	0- 0	340	345	347	347	30	30
TOTALS	RPI 1-25	RPI 26-50		W-L RECORDS	RPI 51-100	RPI 101-150	RPI 150+			
6- 22	0- 0	0- 0		OVERALL	0- 1	0- 5	6- 16			
4- 9	0- 0	0- 0		HOME	0- 0	0- 2	4- 7			
2- 12	0- 0	0- 0		AWAY	0- 1	0- 3	2- 8			
0- 1	0- 0	0- 0		NEUTRAL	0- 0	0- 0	0- 1			
2- 11	0- 0	0- 0		NON-CONFERENCE	0- 1	0- 1	2- 9			
1- 5	0- 0	0- 0		HOME	0- 0	0- 0	1- 5			
1- 6	0- 0	0- 0		AWAY	0- 1	0- 1	1- 4			
0- 0	0- 0	0- 0		NEUTRAL	0- 0	0- 0	0- 0			
4- 11	0- 0	0- 0		CONFERENCE	0- 0	0- 4	4- 7			
3- 4	0- 0	0- 0		HOME	0- 0	0- 2	3- 2			
1- 6	0- 0	0- 0		AWAY	0- 0	0- 2	1- 4			
0- 1	0- 0	0- 0		NEUTRAL	0- 0	0- 0	0- 1			

RPI 1-25			RPI 26-50			RPI 51-100			RPI 101+			Team's RPI: 342
RPI	S	Opponent	Score	RPI	S	Opponent	Score	RPI	S	Opponent	Score	
						70 A Kansas St.	36 65			115 A New Mexico St.	59 78	
										115 H New Mexico St.	48 60	
										144 A Bakersfield	67 70	
										144 H Bakersfield	76 78	
										148 A UC Riverside	38 81	
										179 H SIUE	58 74	
										188 A Tex.-Pan American	51 69	
										188 H Tex.-Pan American	82 84	
										188 N Tex.-Pan American	50 61	
										214 A Cal St. Fullerton	52 72	
										232 A Western Ill.	48 71	
										243 A North Florida	62 63	
										256 H Abilene Christian	55 80	
										275 A Grand Canyon	42 57	
										275 H Grand Canyon	59 65	
										282 H Milwaukee	60 72	
										302 A Eastern Ill.	69 53	
										303 A Seattle	46 60	
										303 H Seattle	62 61	
										308 A Denver	66 74	
										318 H Southeast Mo. St.	50 65	
										328 H North Texas	47 65	
										330 A Utah Valley	51 61	
										330 H Utah Valley	61 58	
										344 A Chicago St.	65 59	
										344 H Chicago St.	77 46	
LAST 12 Division I GAMES:												
						188 N Tex.-Pan American	50 61			344 H Chicago St.	77 46	
						188 H Tex.-Pan American	82 84			115 A New Mexico St.	59 78	
						275 A Grand Canyon	42 57			188 A Tex.-Pan American	51 69	
						330 A Utah Valley	51 61			330 H Utah Valley	61 58	
						144 H Bakersfield	76 78			275 H Grand Canyon	59 65	
						303 H Seattle	62 61			303 A Seattle	46 60	

Non-Div I Games: Rockhurst 60 65 William Jewell 51 59

UMKC

Loss, Non-Conf, S Site, H Home A Away N Neutral

RPI	S	Opponent	Score
349	H	Mississippi Val.	62 46

U
M
K
C

U
M
K
C

UMKC

Average RPI Win:	247	WON-LOST	WINNING	LAST 10	STRENGTH OF	OPP. STRENGTH	TEAM	ADJ.	CONF.	ADJ CONF.
Average RPI Loss:	146	RECORD	PCT. RANK	GAMES	SCHEDULE	OF SCHEDULE	RPI	RPI	RPI	RPI
DIV. I ONLY	13- 15	205	7- 3	210	231	219	219	23	23	
DIV. I NON-CONF.	6- 6	152	1- 0	174	168	177	177	23	23	
TOTALS	RPI 1-25	RPI 26-50	W-L RECORDS	RPI 51-100	RPI 101-150	RPI 150+				
13- 15	0- 2	0- 0	OVERALL	0- 4	2- 2	11- 7				
9- 6	0- 0	0- 0	HOME	0- 2	1- 2	8- 2				
4- 9	0- 1	0- 0	AWAY	0- 2	1- 0	3- 5				
0- 0	0- 0	0- 0	NEUTRAL	0- 0	0- 0	0- 0				
6- 6	0- 2	0- 0	NON-CONFERENCE	0- 0	1- 1	5- 3				
5- 2	0- 0	0- 0	HOME	0- 0	1- 1	4- 1				
1- 4	0- 2	0- 0	AWAY	0- 0	0- 0	1- 2				
0- 0	0- 0	0- 0	NEUTRAL	0- 0	0- 0	0- 0				
7- 9	0- 0	0- 0	CONFERENCE	0- 4	1- 1	6- 4				
4- 4	0- 0	0- 0	HOME	0- 2	0- 1	4- 1				
3- 5	0- 0	0- 0	AWAY	0- 2	1- 0	2- 3				
0- 0	0- 0	0- 0	NEUTRAL	0- 0	0- 0	0- 0				

RPI 1-25				RPI 26-50				RPI 51-100				RPI 101+ Team's RPI: 219			
RPI	S	Opponent	Score	RPI	S	Opponent	Score	RPI	S	Opponent	Score	RPI	S	Opponent	Score
1	A	Notre Dame	51 105					80	A	Albany (NY)	57 93	128	H	Yale	80 72
15	A	Duke	48 95					80	H	Albany (NY)	50 78	136	H	Rhode Island	66 75
								97	A	Maine	54 68	145	A	Hartford	65 62
								97	H	Maine	46 74	145	H	Hartford	56 67
												157	H	Bryant	86 85
												162	H	Central Conn. St.	58 81
												189	A	Holy Cross	63 78
												193	A	Stony Brook	36 62
												193	H	Stony Brook	60 64
												210	A	New Hampshire	51 58
												210	H	New Hampshire	70 65
												234	H	St. Francis Brooklyn	64 62
												261	A	UMBC	84 78
												261	H	UMBC	75 62
												269	A	Providence	54 66
												288	A	Columbia	69 59
												294	H	NJIT	60 51
												298	H	Fairleigh Dickinson	78 67
												306	A	Vermont	72 64
												306	H	Vermont	72 63
												324	A	Binghamton	64 65
												324	H	Binghamton	66 49
LAST 12 Division I GAMES:															
294	H	NJIT	60 51	80	A	Albany (NY)	57 93								
306	A	Vermont	72 64	261	A	UMBC	84 78								
210	H	New Hampshire	70 65	324	H	Binghamton	66 49								
193	A	Stony Brook	36 62	306	H	Vermont	72 63								
145	A	Hartford	65 62	193	H	Stony Brook	60 64								
97	H	Maine	46 74	210	A	New Hampshire	51 58								

Non-Div I Games: Mount Ida 93 41

UMass Lowell

■ Loss,
 ■ Non-Conf,
 ■ S Site,
 ■ Home
 ■ A Away
 N Neutral

Average RPI Win: 320		WON-LOST	WINNING	LAST 10	STRENGTH OF	OPP. STRENGTH	TEAM	ADJ.	CONF.	ADJ CONF.
Average RPI Loss: 193		RECORD	PCT. RANK	GAMES	SCHEDULE	OF SCHEDULE	RPI	RPI	RPI	RPI
DIV. I ONLY		8- 22	291	3- 7	283	340	307	307	28	28
DIV. I NON-CONF.		0- 8	339	0- 0	269	319	346	346	32	32
TOTALS	RPI 1-25	RPI 26-50		W-L RECORDS		RPI 51-100	RPI 101-150	RPI 150+		
8- 22	0- 0	0- 1		OVERALL		0- 3	0- 1	8- 17		
4- 9	0- 0	0- 0		HOME		0- 1	0- 1	4- 7		
4- 12	0- 0	0- 1		AWAY		0- 1	0- 0	4- 10		
0- 1	0- 0	0- 0		NEUTRAL		0- 1	0- 0	0- 0		
0- 8	0- 0	0- 1		NON-CONFERENCE		0- 0	0- 1	0- 6		
0- 3	0- 0	0- 0		HOME		0- 0	0- 1	0- 2		
0- 5	0- 0	0- 1		AWAY		0- 0	0- 0	0- 4		
0- 0	0- 0	0- 0		NEUTRAL		0- 0	0- 0	0- 0		
8- 14	0- 0	0- 0		CONFERENCE		0- 3	0- 0	8- 11		
4- 6	0- 0	0- 0		HOME		0- 1	0- 0	4- 5		
4- 7	0- 0	0- 0		AWAY		0- 1	0- 0	4- 6		
0- 1	0- 0	0- 0		NEUTRAL		0- 1	0- 0	0- 0		

[illegible]

Non-Div I Games:	Barton	71	48
------------------	--------	----	----

UNC Asheville

Loss, Non-Conf, S Site, H Home A Away N Neutral

Page 353

Average RPI Win:	301	WON-LOST	WINNING	LAST 10	STRENGTH OF	OPP. STRENGTH	TEAM	ADJ.	CONF.	ADJ CONF.
Average RPI Loss:	166	RECORD	PCT. RANK	GAMES	SCHEDULE	OF SCHEDULE	RPI	RPI	RPI	RPI
DIV. I ONLY	5- 24	322	1- 9	213	258	311	311	20	20	
DIV. I NON-CONF.	4- 10	258	0- 0	285	306	286	286	22	22	
TOTALS	RPI 1-25	RPI 26-50	W-L RECORDS	RPI 51-100	RPI 101-150	RPI 150+				
5- 24	0- 3	0- 0	OVERALL	0- 2	0- 4	5- 15				
3- 7	0- 1	0- 0	HOME	0- 0	0- 1	3- 5				
2- 13	0- 1	0- 0	AWAY	0- 1	0- 2	2- 9				
0- 4	0- 1	0- 0	NEUTRAL	0- 1	0- 1	0- 1				
4- 10	0- 0	0- 0	NON-CONFERENCE	0- 2	0- 2	4- 6				
2- 1	0- 0	0- 0	HOME	0- 0	0- 0	2- 1				
2- 6	0- 0	0- 0	AWAY	0- 1	0- 1	2- 4				
0- 3	0- 0	0- 0	NEUTRAL	0- 1	0- 1	0- 1				
1- 14	0- 3	0- 0	CONFERENCE	0- 0	0- 2	1- 9				
1- 6	0- 1	0- 0	HOME	0- 0	0- 1	1- 4				
0- 7	0- 1	0- 0	AWAY	0- 0	0- 1	0- 5				
0- 1	0- 1	0- 0	NEUTRAL	0- 0	0- 0	0- 0				

RPI 1-25				RPI 26-50				RPI 51-100				RPI 101+ Team's RPI: 311			
RPI	S	Opponent	Score	RPI	S	Opponent	Score	RPI	S	Opponent	Score	RPI	S	Opponent	Score
22	A	Chattanooga	52 76					60	N	LSU	61 82	120	A	East Tenn. St.	65 87
22	H	Chattanooga	46 81					81	A	Hawaii	54 74	120	H	East Tenn. St.	66 84
22	N	Chattanooga	44 78									141	A	VCU	73 80
												143	N	Northern Ky.	58 66
												152	A	High Point	67 78
												155	A	Furman	68 77
												155	H	Furman	70 78
												166	A	St. Bonaventure	60 78
												173	A	Mercer	62 80
												173	H	Mercer	73 74
												197	A	Navy	64 71
												203	A	Clemson	51 80
												204	A	Samford	66 88
												204	H	Samford	56 62
												222	H	USC Upstate	60 69
												279	H	Gardner-Webb	76 60
												281	H	South Carolina St.	70 50
												289	A	Col. of Charleston	70 68
												301	A	Western Caro.	49 70
												301	H	Western Caro.	80 86
												315	A	Wofford	64 77
												315	H	Wofford	65 59
												337	N	Florida A&M	64 70
												343	A	Longwood	70 64
LAST 12 Division I GAMES:															
22	N	Chattanooga	44 78	204	A	Samford	66 88								
301	H	Western Caro.	80 86	173	A	Mercer	62 80								
315	H	Wofford	65 59	155	H	Furman	70 78								
155	A	Furman	68 77	315	A	Wofford	64 77								
120	H	East Tenn. St.	66 84	301	A	Western Caro.	49 70								
22	A	Chattanooga	52 76	22	H	Chattanooga	46 81								

Non-Div I Games: Livingstone 81 77

UNCG

Loss, Non-Conf, S Site, H Home A Away N Neutral

Average RPI Win:	212	WON-LOST	WINNING	LAST 10	STRENGTH OF	OPP. STRENGTH	TEAM	ADJ.	CONF.	ADJ CONF.
Average RPI Loss:	150	RECORD	PCT. RANK	GAMES	SCHEDULE	OF SCHEDULE	RPI	RPI	RPI	RPI
DIV. I ONLY	13- 16	212	6- 4	229	158	230	230	16	16	
DIV. I NON-CONF.	3- 7	250	0- 0	275	262	318	318	11	11	
TOTALS	RPI 1-25	RPI 26-50	W-L RECORDS	RPI 51-100	RPI 101-150	RPI 150+				
13- 16	0- 0	0- 2	OVERALL	1- 5	3- 2	9- 7				
10- 6	0- 0	0- 1	HOME	1- 2	2- 1	7- 2				
3- 9	0- 0	0- 1	AWAY	0- 3	1- 0	2- 5				
0- 1	0- 0	0- 0	NEUTRAL	0- 0	0- 1	0- 0				
3- 7	0- 0	0- 0	NON-CONFERENCE	0- 2	1- 1	2- 4				
3- 4	0- 0	0- 0	HOME	0- 1	1- 1	2- 2				
0- 3	0- 0	0- 0	AWAY	0- 1	0- 0	0- 2				
0- 0	0- 0	0- 0	NEUTRAL	0- 0	0- 0	0- 0				
10- 9	0- 0	0- 2	CONFERENCE	1- 3	2- 1	7- 3				
7- 2	0- 0	0- 1	HOME	1- 1	1- 0	5- 0				
3- 6	0- 0	0- 1	AWAY	0- 2	1- 0	2- 3				
0- 1	0- 0	0- 0	NEUTRAL	0- 0	0- 1	0- 0				

RPI 1-25				RPI 26-50				RPI 51-100				RPI 101+				Team's RPI: 230	
RPI	S	Opponent	Score	RPI	S	Opponent	Score	RPI	S	Opponent	Score	RPI	S	Opponent	Score		
				31	A	James Madison	57 74	72	A	Stetson	55 72	107	A	Elon	86 82		
				31	H	James Madison	49 85	86	H	Richmond	67 77	107	H	Elon	76 68		
								92	A	Drexel	53 58	107	N	Elon	48 60		
								92	H	Drexel	44 61	120	H	East Tenn. St.	61 48		
								100	A	Hofstra	57 71	141	H	VCU	53 59		
								100	H	Hofstra	76 75	174	A	Appalachian St.	72 82		
												194	A	Delaware	60 69		
												194	H	Delaware	71 68		
												196	A	William & Mary	62 67		
												196	H	William & Mary	63 62		
												206	H	Campbell	89 80		
												221	A	Fla. Atlantic	80 84		
												243	H	North Florida	41 55		
												245	A	Towson	73 71		
												245	H	Towson	71 63		
												289	A	Col. of Charleston	76 65		
												289	H	Col. of Charleston	69 57		
												301	H	Western Caro.	53 64		
												312	A	Northeastern	64 73		
												312	H	Northeastern	84 78		
												348	H	Charleston So.	80 70		
LAST 12 Division I GAMES:																	
				107	N	Elon	48 60	312	H	Northeastern	84 78						
				100	H	Hofstra	76 75	107	A	Elon	86 82						
				289	A	Col. of Charleston	76 65	194	A	Delaware	60 69						
				194	H	Delaware	71 68	92	H	Drexel	44 61						
				245	A	Towson	73 71	196	A	William & Mary	62 67						
				31	H	James Madison	49 85	245	H	Towson	71 63						

Non-Div I Games: UNC Pembroke 75 38

UNCW

■ Loss,
 ■ Non-Conf,
 ■ S Site,
 ■ Home
 ■ A Away
 N Neutral

UNI				STRENGTH OF SCHEDULE	OPP. STRENGTH OF SCHEDULE	TEAM RPI	ADJ. RPI	CONF. RPI	ADJ CONF. RPI
Average RPI Win:	239	WON-LOST RECORD	WINNING PCT. RANK						
Average RPI Loss:	80		LAST 10 GAMES						
DIV. I ONLY	17- 15	157	5- 5	103	203	135	135	21	21
DIV. I NON-CONF.	4- 8	231	0- 1	42	123	165	165	19	19

TOTALS	RPI 1-25	RPI 26-50	W-L RECORDS	RPI 51-100	RPI 101-150	RPI 150+			
17- 15	0- 1	0- 4	OVERALL	0- 6	2- 3	15- 1			
10- 5	0- 0	0- 2	HOME	0- 2	1- 1	9- 0			
6- 8	0- 1	0- 1	AWAY	0- 3	1- 2	5- 1			
1- 2	0- 0	0- 1	NEUTRAL	0- 1	0- 0	1- 0			
4- 8	0- 1	0- 1	NON-CONFERENCE	0- 6	1- 0	3- 0			
3- 3	0- 0	0- 1	HOME	0- 2	0- 0	3- 0			
1- 4	0- 1	0- 0	AWAY	0- 3	1- 0	0- 0			
0- 1	0- 0	0- 0	NEUTRAL	0- 1	0- 0	0- 0			
13- 7	0- 0	0- 3	CONFERENCE	0- 0	1- 3	12- 1			
7- 2	0- 0	0- 1	HOME	0- 0	1- 1	6- 0			
5- 4	0- 0	0- 1	AWAY	0- 0	0- 2	5- 1			
1- 1	0- 0	0- 1	NEUTRAL	0- 0	0- 0	1- 0			

RPI 1-25				RPI 26-50				RPI 51-100				RPI 101+ Team's RPI: 135			
RPI	S	Opponent	Score	RPI	S	Opponent	Score	RPI	S	Opponent	Score	RPI	S	Opponent	Score
9	A	Iowa	45 73	42	A	Wichita St.	54 66	51	N	Tulane	48 71	105	A	Drake	67 87
				42	H	Wichita St.	52 70	76	A	South Dakota	77 85	105	H	Drake	72 76
				42	N	Wichita St.	42 56	89	H	Creighton	56 58	116	A	Tulsa	69 66
				48	H	South Dakota St.	60 74	90	H	Missouri	61 69	126	A	Missouri St.	70 72
								95	A	Akron	73 82	126	H	Missouri St.	64 56
								100	A	Hofstra	58 61	153	H	Dartmouth	62 46
												175	A	Southern Ill.	75 79
												175	H	Southern Ill.	79 70
												175	N	Southern Ill.	59 50
												186	A	Indiana St.	57 55
												186	H	Indiana St.	64 29
												248	A	Evansville	58 44
												248	H	Evansville	89 44
												259	H	Northern Ill.	51 42
												268	H	North Dakota St.	56 41
												304	A	Loyola Chicago	75 58
												304	H	Loyola Chicago	69 64
												326	A	Bradley	70 51
												326	H	Bradley	74 68
												329	A	Illinois St.	59 52
												329	H	Illinois St.	71 43
LAST 12 Division I GAMES:															
				90	H	Missouri	61 69	126	A	Missouri St.	70 72				
				175	N	Southern Ill.	59 50	248	H	Evansville	89 44				
				42	N	Wichita St.	42 56	186	H	Indiana St.	64 29				
				326	H	Bradley	74 68	105	A	Drake	67 87				
				304	H	Loyola Chicago	69 64	175	A	Southern Ill.	75 79				
				42	A	Wichita St.	54 66	329	A	Illinois St.	59 52				

Non-Div I Games:

UNI

■ Loss,
 ■ Non-Conf,
 ■ S Site,
 ■ Home
 ■ A Away
 N Neutral

Average RPI Win:	237	WON-LOST	WINNING	LAST 10	STRENGTH OF	OPP. STRENGTH	TEAM	ADJ.	CONF.	ADJ CONF.
Average RPI Loss:	153	RECORD	PCT. RANK	GAMES	SCHEDULE	OF SCHEDULE	RPI	RPI	RPI	RPI
DIV. I ONLY	13- 17	219	5- 5	247	244	237	237	22	22	
DIV. I NON-CONF.	3- 8	262	0- 0	155	251	273	273	21	21	
TOTALS	RPI 1-25	RPI 26-50	W-L RECORDS	RPI 51-100	RPI 101-150	RPI 150+				
13- 17	0- 0	0- 2	OVERALL	1- 4	2- 4	10- 7				
9- 6	0- 0	0- 2	HOME	0- 1	1- 2	8- 1				
4- 10	0- 0	0- 0	AWAY	1- 2	1- 2	2- 6				
0- 1	0- 0	0- 0	NEUTRAL	0- 1	0- 0	0- 0				
3- 8	0- 0	0- 2	NON-CONFERENCE	0- 3	0- 1	3- 2				
3- 2	0- 0	0- 2	HOME	0- 0	0- 0	3- 0				
0- 5	0- 0	0- 0	AWAY	0- 2	0- 1	0- 2				
0- 1	0- 0	0- 0	NEUTRAL	0- 1	0- 0	0- 0				
10- 9	0- 0	0- 0	CONFERENCE	1- 1	2- 3	7- 5				
6- 4	0- 0	0- 0	HOME	0- 1	1- 2	5- 1				
4- 5	0- 0	0- 0	AWAY	1- 0	1- 1	2- 4				
0- 0	0- 0	0- 0	NEUTRAL	0- 0	0- 0	0- 0				

RPI S	Opponent	Score	RPI S	Opponent	Score	RPI S	Opponent	Score	RPI S	Opponent	Score	Team's RPI: 237
37	H Northwestern	84 88	54	A BYU	61 76	110	A New Mexico	60 63				
48	H South Dakota St.	59 65	57	A Fresno St.	73 70	110	H New Mexico	79 73				
			81	A Hawaii	70 79	111	A Boise St.	74 60				
			90	N Missouri	60 79	111	H Boise St.	46 64				
			96	H Colorado St.	43 55	111	H Boise St.	67 78				
						144	A Bakersfield	71 74				
						213	A Wyoming	68 99				
						213	H Wyoming	58 55				
						225	A San Diego St.	61 76				
						225	H San Diego St.	64 47				
						227	A San Jose St.	72 68				
						227	H San Jose St.	97 99				
						236	A Utah	49 62				
						254	A Southern Utah	84 93				
						257	H A&M-Corpus Christi	77 65				
						273	H Loyola Marymount	91 76				
						278	A Utah St.	72 85				
						278	H Utah St.	69 61				
						287	A Nevada	62 71				
						287	H Nevada	75 52				
						345	A Air Force	91 79				
						345	H Air Force	82 61				
						347	H Delaware St.	91 78				
LAST 12 Division I GAMES:												
111	H Boise St.	46 64	111	A Boise St.	74 60							
227	H San Jose St.	97 99	345	H Air Force	82 61							
225	A San Diego St.	61 76	57	A Fresno St.	73 70							
213	A Wyoming	68 99	96	H Colorado St.	43 55							
278	H Utah St.	69 61	345	A Air Force	91 79							
110	H New Mexico	79 73	287	H Nevada	75 52							

Non-Div I Games:

UNLV

■ Loss,
 ■ Non-Conf,
 ■ S Site,
 ■ H Home
 ■ A Away
 N Neutral

USC Upstate

Through Games Of April 7, 2015

Average RPI Win:	265	WON-LOST	WINNING	LAST 10	STRENGTH OF	OPP. STRENGTH	TEAM	ADJ.	CONF.	ADJ CONF.
Average RPI Loss:	140	RECORD	PCT. RANK	GAMES	SCHEDULE	OF SCHEDULE	RPI	RPI	RPI	RPI
DIV. I ONLY	12- 16	227	5- 5	241	215	222	222	11	11	
DIV. I NON-CONF.	6- 7	174	0- 0	324	308	246	246	13	13	
TOTALS	RPI 1-25	RPI 26-50	W-L RECORDS	RPI 51-100	RPI 101-150	RPI 150+				
12- 16	0- 3	0- 0	OVERALL	0- 3	0- 3	12- 7				
8- 4	0- 1	0- 0	HOME	0- 1	0- 1	8- 1				
4- 12	0- 2	0- 0	AWAY	0- 2	0- 2	4- 6				
0- 0	0- 0	0- 0	NEUTRAL	0- 0	0- 0	0- 0				
6- 7	0- 1	0- 0	NON-CONFERENCE	0- 1	0- 0	6- 5				
5- 0	0- 0	0- 0	HOME	0- 0	0- 0	5- 0				
1- 7	0- 1	0- 0	AWAY	0- 1	0- 0	1- 5				
0- 0	0- 0	0- 0	NEUTRAL	0- 0	0- 0	0- 0				
6- 9	0- 2	0- 0	CONFERENCE	0- 2	0- 3	6- 2				
3- 4	0- 1	0- 0	HOME	0- 1	0- 1	3- 1				
3- 5	0- 1	0- 0	AWAY	0- 1	0- 2	3- 1				
0- 0	0- 0	0- 0	NEUTRAL	0- 0	0- 0	0- 0				

RPI 1-25				RPI 26-50				RPI 51-100				RPI 101+ Team's RPI: 222			
RPI	S	Opponent	Score	RPI	S	Opponent	Score	RPI	S	Opponent	Score	RPI	S	Opponent	Score
9	A	Iowa	56 107					59	A	Iowa St.	76 98	143	A	Northern Ky.	74 77
18	A	FGCU	61 79					72	A	Stetson	44 67	143	A	Northern Ky.	45 64
18	H	FGCU	59 75					72	H	Stetson	66 92	143	H	Northern Ky.	60 83
												155	A	Furman	59 74
												165	A	Kennesaw St.	55 67
												165	H	Kennesaw St.	63 72
												200	A	Alabama	65 74
												205	A	Jacksonville	60 58
												205	H	Jacksonville	66 64
												243	A	North Florida	59 50
												243	H	North Florida	61 49
												247	H	Morehead St.	75 69
												264	A	Lipscomb	76 67
												264	H	Lipscomb	71 68
												271	H	Norfolk St.	70 58
												281	A	South Carolina St.	50 60
												289	A	Col. of Charleston	60 61
												301	A	Western Caro.	59 63
												305	H	UMES	60 38
												307	H	UNC Asheville	67 60
												311	A	UNCG	69 60
												314	H	IPFW	85 73
LAST 12 Division I GAMES:															
143	A	Northern Ky.	45 64	243	A	North Florida	59 50								
143	H	Northern Ky.	60 83	165	A	Kennesaw St.	55 67								
264	A	Lipscomb	76 67	243	H	North Florida	61 49								
18	H	FGCU	59 75	205	H	Jacksonville	66 64								
72	H	Stetson	66 92	72	A	Stetson	44 67								
205	A	Jacksonville	60 58	18	A	FGCU	61 79								

Non-Div I Games: Converse 78 50 Brevard 72 44

USC Upstate

Loss, Non-Conf, S Site, H Home A Away N Neutral

Average RPI Win:	262	WON-LOST	WINNING	LAST 10	STRENGTH OF	OPP. STRENGTH	TEAM	ADJ.	CONF.	ADJ CONF.
Average RPI Loss:	127	RECORD	PCT. RANK	GAMES	SCHEDULE	OF SCHEDULE	RPI	RPI	RPI	RPI
DIV. I ONLY	22- 11	71	8- 2	298	248	137	137	26	26	
DIV. I NON-CONF.	4- 10	258	0- 1	250	65	254	254	26	26	
TOTALS	RPI 1-25	RPI 26-50	W-L RECORDS	RPI 51-100	RPI 101-150	RPI 150+				
22- 11	0- 3	0- 0	OVERALL	0- 2	0- 0	22- 6				
10- 2	0- 1	0- 0	HOME	0- 0	0- 0	10- 1				
10- 6	0- 1	0- 0	AWAY	0- 2	0- 0	10- 3				
2- 3	0- 1	0- 0	NEUTRAL	0- 0	0- 0	2- 2				
4- 10	0- 3	0- 0	NON-CONFERENCE	0- 2	0- 0	4- 5				
2- 2	0- 1	0- 0	HOME	0- 0	0- 0	2- 1				
2- 6	0- 1	0- 0	AWAY	0- 2	0- 0	2- 3				
0- 2	0- 1	0- 0	NEUTRAL	0- 0	0- 0	0- 1				
18- 1	0- 0	0- 0	CONFERENCE	0- 0	0- 0	18- 1				
8- 0	0- 0	0- 0	HOME	0- 0	0- 0	8- 0				
8- 0	0- 0	0- 0	AWAY	0- 0	0- 0	8- 0				
2- 1	0- 0	0- 0	NEUTRAL	0- 0	0- 0	2- 1				

RPI 1-25				RPI 26-50				RPI 51-100				RPI 101+ Team's RPI: 137			
RPI	S	Opponent	Score	RPI	S	Opponent	Score	RPI	S	Opponent	Score	RPI	S	Opponent	Score
8	A	Louisville	43 77					90	A	Missouri	65 74	154	A	Tennessee St.	64 58
11	N	Dayton	47 78					94	A	Ole Miss	70 80	154	N	Tennessee St.	60 64
22	H	Chattanooga	54 65									172	A	Belmont	85 68
												172	N	Belmont	71 65
												175	H	Southern Ill.	78 87
												179	A	SIUE	79 72
												179	H	SIUE	69 68
												200	A	Alabama	55 68
												204	A	Samford	75 79
												208	H	Jacksonville St.	67 47
												209	A	Arizona	56 61
												233	N	Pepperdine	58 59
												247	H	Morehead St.	99 70
												248	H	Evansville	84 74
												250	H	Cincinnati	62 61
												260	A	Austin Peay	71 61
												260	H	Austin Peay	91 63
												280	A	Miami (OH)	90 57
												285	H	Eastern Ky.	76 63
												302	A	Eastern Ill.	63 60
												302	H	Eastern Ill.	81 51
												302	N	Eastern Ill.	68 35
												318	A	Southeast Mo. St.	78 60
												318	H	Southeast Mo. St.	96 55
												329	A	Illinois St.	79 46
												331	A	Murray St.	95 85
LAST 12 Division I GAMES:															
				94	A	Ole Miss	70 80					179	A	SIUE	79 72
				154	N	Tennessee St.	60 64					260	H	Austin Peay	91 63
				172	N	Belmont	71 65					318	A	Southeast Mo. St.	78 60
				302	N	Eastern Ill.	68 35					179	H	SIUE	69 68
				331	H	Murray St.	87 74					260	A	Austin Peay	71 61
				302	A	Eastern Ill.	63 60					331	A	Murray St.	95 85

Non-Div I Games:

UT Martin

■ Loss,
 ■ Non-Conf,
 ■ S Site,
 ■ Home
 ■ A Away
 N Neutral

U
T
M
a
r
t
i
n

RPI S Opponent UT Martin Score

Through Games Of April 7, 2015

RPI	S	Opponent	Score	
331	H	Murray St.	87	74
333	A	Tennessee Tech	79	59

U
T
M
a
r
t
i
n

UT Martin

U
T
E
P

U
T
E
P

UTEP

Page 361

Average RPI Win: 221	WON-LOST	WINNING	LAST 10	STRENGTH OF	OPP. STRENGTH	TEAM	ADJ.	CONF.	ADJ CONF.
Average RPI Loss: 136	RECORD	PCT. RANK	GAMES	SCHEDULE	OF SCHEDULE	RPI	RPI	RPI	RPI
DIV. I ONLY	16- 15	165	7- 3	183	199	181	181	17	17
DIV. I NON-CONF.	5- 7	202	0- 0	162	273	210	210	18	18
TOTALS	RPI 1-25	RPI 26-50	W-L RECORDS	RPI 51-100	RPI 101-150	RPI 150+			
16- 15	0- 1	1- 0	OVERALL	0- 4	2- 5	13- 5			
10- 5	0- 0	1- 0	HOME	0- 2	1- 2	8- 1			
6- 7	0- 1	0- 0	AWAY	0- 2	1- 2	5- 2			
0- 3	0- 0	0- 0	NEUTRAL	0- 0	0- 1	0- 2			
5- 7	0- 1	0- 0	NON-CONFERENCE	0- 1	0- 3	5- 2			
3- 3	0- 0	0- 0	HOME	0- 1	0- 2	3- 0			
2- 2	0- 1	0- 0	AWAY	0- 0	0- 1	2- 0			
0- 2	0- 0	0- 0	NEUTRAL	0- 0	0- 0	0- 2			
11- 8	0- 0	1- 0	CONFERENCE	0- 3	2- 2	8- 3			
7- 2	0- 0	1- 0	HOME	0- 1	1- 0	5- 1			
4- 5	0- 0	0- 0	AWAY	0- 2	1- 1	3- 2			
0- 1	0- 0	0- 0	NEUTRAL	0- 0	0- 1	0- 0			

RPI 1-25			RPI 26-50			RPI 51-100			RPI 101+ Team's RPI: 181		
RPI	S	Opponent	Score	RPI	S	Opponent	Score	RPI	S	Opponent	Score
19	A	Texas	48 68	29	H	Western Ky.	64 63	62	A	Middle Tenn.	53 73
								71	A	Southern Miss.	60 69
								71	H	Southern Miss.	59 61
								76	H	South Dakota	69 76
								105	H	Drake	61 69
								119	A	Old Dominion	52 51
								119	N	Old Dominion	49 63
								121	A	Louisiana Tech	74 79
								121	H	Louisiana Tech	60 53
								132	A	Texas Tech	48 64
								149	H	Texas St.	53 57
								158	A	Charlotte	54 74
								161	A	Texas-Arlington	63 55
								168	H	Marshall	60 48
								179	H	SIUE	75 60
								187	A	UAB	57 73
								198	A	Lamar	72 40
								215	N	Nicholls St.	49 57
								221	H	Fla. Atlantic	68 45
								244	A	UTEP	55 53
								244	H	UTEP	72 59
								256	H	Abilene Christian	70 57
								270	A	Rice	60 49
								270	H	Rice	58 62
								283	N	Houston	53 56
								328	A	North Texas	57 54
								328	H	North Texas	53 45
								334	H	FIU	74 56
								340	H	Incarinate Word	57 31
LAST 12 Division I GAMES:											
119	N	Old Dominion	49 63	158	A	Charlotte	54 74				
328	A	North Texas	57 54	119	A	Old Dominion	52 51				
270	A	Rice	60 49	221	H	Fla. Atlantic	68 45				
121	H	Louisiana Tech	60 53	334	H	FIU	74 56				
71	H	Southern Miss.	59 61	187	A	UAB	57 73				
244	H	UTEP	72 59	62	A	Middle Tenn.	53 73				

Non-Div I Games:

UTSA

■ Loss,
 ■ Non-Conf,
 S Site,
 ■ Home
 ■ Away
 N Neutral

Utah

Through Games Of April 7, 2015

Average RPI Win:	186	WON-LOST	WINNING	LAST 10	STRENGTH OF	OPP. STRENGTH	TEAM	ADJ.	CONF.	ADJ CONF.
Average RPI Loss:	75	RECORD	PCT. RANK	GAMES	SCHEDULE	OF SCHEDULE	RPI	RPI	RPI	RPI
DIV. I ONLY	9- 21	277	2- 8	89	41	236	236	5	5	
DIV. I NON-CONF.	6- 5	140	0- 0	253	113	213	213	5	5	
TOTALS	RPI 1-25	RPI 26-50	W-L RECORDS	RPI 51-100	RPI 101-150	RPI 150+				
9- 21	0- 5	1- 3	OVERALL	0- 11	1- 0	7- 2				
9- 7	0- 2	1- 0	HOME	0- 5	1- 0	7- 0				
0- 11	0- 3	0- 2	AWAY	0- 5	0- 0	0- 1				
0- 3	0- 0	0- 1	NEUTRAL	0- 1	0- 0	0- 1				
6- 5	0- 0	0- 1	NON-CONFERENCE	0- 3	1- 0	5- 1				
6- 1	0- 0	0- 0	HOME	0- 1	1- 0	5- 0				
0- 2	0- 0	0- 1	AWAY	0- 1	0- 0	0- 0				
0- 2	0- 0	0- 0	NEUTRAL	0- 1	0- 0	0- 1				
3- 16	0- 5	1- 2	CONFERENCE	0- 8	0- 0	2- 1				
3- 6	0- 2	1- 0	HOME	0- 4	0- 0	2- 0				
0- 9	0- 3	0- 1	AWAY	0- 4	0- 0	0- 1				
0- 1	0- 0	0- 1	NEUTRAL	0- 0	0- 0	0- 0				

RPI 1-25				RPI 26-50				RPI 51-100				RPI 101+ Team's RPI: 236			
RPI	S	Opponent	Score	RPI	S	Opponent	Score	RPI	S	Opponent	Score	RPI	S	Opponent	Score
13	A	Arizona St.	42 46	36	A	Washington	51 63	53	A	UCLA	45 58	121	H	Louisiana Tech	67 52
13	H	Arizona St.	48 58	36	H	Washington	69 61	53	H	UCLA	46 49	158	H	Charlotte	54 52
17	A	Stanford	44 55	36	N	Washington	64 75	54	H	BYU	56 60	171	H	Oregon	66 64
20	H	Oregon St.	42 52	41	A	Nebraska	43 66	78	A	Washington St.	54 63	209	A	Arizona	41 64
24	A	California	49 67					78	H	Washington St.	52 61	209	H	Arizona	62 48
								89	A	Creighton	56 64	227	H	San Jose St.	100 87
								93	A	Southern California	54 73	237	H	UNLV	62 49
								93	H	Southern California	43 46	239	H	Idaho St.	59 40
								94	N	Ole Miss	38 52	278	H	Utah St.	63 57
								99	A	Colorado	72 77	292	N	Portland	50 58
								99	H	Colorado	54 73				
LAST 12 Division I GAMES:															
				36	N	Washington	64 75	36	H	Washington	69 61				
				209	A	Arizona	41 64	53	A	UCLA	45 58				
				13	A	Arizona St.	42 46	93	A	Southern California	54 73				
				20	H	Oregon St.	42 52	13	H	Arizona St.	48 58				
				171	H	Oregon	66 64	209	H	Arizona	62 48				
				78	H	Washington St.	52 61	36	A	Washington	51 63				

Non-Div I Games:

Utah

■ Loss,
 ■ Non-Conf,
 ■ S Site,
 ■ H Home
 ■ A Away
 N Neutral

Average RPI Win:	268	WON-LOST	WINNING	LAST 10	STRENGTH OF	OPP. STRENGTH	TEAM	ADJ.	CONF.	ADJ CONF.
Average RPI Loss:	138	RECORD	PCT. RANK	GAMES	SCHEDULE	OF SCHEDULE	RPI	RPI	RPI	RPI
DIV. I ONLY	7- 23	301	2- 8	147	193	278	278	22	22	
DIV. I NON-CONF.	2- 9	298	0- 0	43	92	220	220	21	21	
TOTALS	RPI 1-25	RPI 26-50	W-L RECORDS	RPI 51-100	RPI 101-150	RPI 150+				
7- 23	0- 2	0- 0	OVERALL	0- 6	1- 6	6- 9				
6- 6	0- 0	0- 0	HOME	0- 2	1- 2	5- 2				
1- 14	0- 2	0- 0	AWAY	0- 3	0- 3	1- 6				
0- 3	0- 0	0- 0	NEUTRAL	0- 1	0- 1	0- 1				
2- 9	0- 2	0- 0	NON-CONFERENCE	0- 3	1- 2	1- 2				
2- 1	0- 0	0- 0	HOME	0- 1	1- 0	1- 0				
0- 6	0- 2	0- 0	AWAY	0- 1	0- 1	0- 2				
0- 2	0- 0	0- 0	NEUTRAL	0- 1	0- 1	0- 0				
5- 14	0- 0	0- 0	CONFERENCE	0- 3	0- 4	5- 7				
4- 5	0- 0	0- 0	HOME	0- 1	0- 2	4- 2				
1- 8	0- 0	0- 0	AWAY	0- 2	0- 2	1- 4				
0- 1	0- 0	0- 0	NEUTRAL	0- 0	0- 0	0- 1				

RPI 1-25				RPI 26-50				RPI 51-100				RPI 101+ Team's RPI: 278			
RPI	S	Opponent	Score	RPI	S	Opponent	Score	RPI	S	Opponent	Score	RPI	S	Opponent	Score
5	A	Baylor	43 99					54	H	BYU	58 62	102	H	Northern Colo.	65 61
20	A	Oregon St.	62 85					57	A	Fresno St.	55 64	110	A	New Mexico	59 60
								57	H	Fresno St.	64 70	110	H	New Mexico	51 56
								72	N	Stetson	64 84	111	A	Boise St.	55 94
								82	A	Pacific	62 70	111	H	Boise St.	53 63
								96	A	Colorado St.	58 76	117	A	Sacramento St.	92 102
												133	N	Marist	65 68
												171	A	Oregon	77 100
												213	A	Wyoming	51 86
												213	H	Wyoming	57 61
												225	H	San Diego St.	59 70
												227	A	San Jose St.	58 62
												227	H	San Jose St.	85 80
												227	N	San Jose St.	85 99
												236	A	Utah	57 63
												237	A	UNLV	61 69
												237	H	UNLV	85 72
												287	A	Nevada	44 49
												287	H	Nevada	68 57
												330	H	Utah Valley	79 61
												345	A	Air Force	69 53
												345	H	Air Force	84 50
LAST 12 Division I GAMES:															
		227	N	San Jose St.	85	99				227	H	San Jose St.	85	80	
		96	A	Colorado St.	58	76				287	A	Nevada	44	49	
		213	H	Wyoming	57	61				110	H	New Mexico	51	56	
		345	H	Air Force	84	50				111	A	Boise St.	55	94	
		237	A	UNLV	61	69				225	H	San Diego St.	59	70	
		57	A	Fresno St.	55	64				213	A	Wyoming	51	86	

Non-Div I Games: Westminster (UT) 60 51

Utah St.

■ Loss,
 ■ Non-Conf,
 ■ S Site,
 ■ Home
 ■ A Away
 N Neutral

Utah Valley

Through Games Of April 7, 2015

Average RPI Win:	268	WON-LOST	WINNING	LAST 10	STRENGTH OF	OPP. STRENGTH	TEAM	ADJ.	CONF.	ADJ CONF.
Average RPI Loss:	210	RECORD	PCT. RANK	GAMES	SCHEDULE	OF SCHEDULE	RPI	RPI	RPI	RPI
DIV. I ONLY	9- 19	269	4- 6	330	312	330	330	30	30	
DIV. I NON-CONF.	4- 9	246	0- 0	304	274	320	320	30	30	
TOTALS	RPI 1-25	RPI 26-50	W-L RECORDS	RPI 51-100	RPI 101-150	RPI 150+				
9- 19	0- 0	0- 0	OVERALL	0- 1	2- 6	7- 12				
9- 4	0- 0	0- 0	HOME	0- 0	2- 2	7- 2				
0- 13	0- 0	0- 0	AWAY	0- 1	0- 3	0- 9				
0- 2	0- 0	0- 0	NEUTRAL	0- 0	0- 1	0- 1				
4- 9	0- 0	0- 0	NON-CONFERENCE	0- 1	1- 3	3- 5				
4- 2	0- 0	0- 0	HOME	0- 0	1- 1	3- 1				
0- 6	0- 0	0- 0	AWAY	0- 1	0- 1	0- 4				
0- 1	0- 0	0- 0	NEUTRAL	0- 0	0- 1	0- 0				
5- 10	0- 0	0- 0	CONFERENCE	0- 0	1- 3	4- 7				
5- 2	0- 0	0- 0	HOME	0- 0	1- 1	4- 1				
0- 7	0- 0	0- 0	AWAY	0- 0	0- 2	0- 5				
0- 1	0- 0	0- 0	NEUTRAL	0- 0	0- 0	0- 1				

RPI S	Opponent	Score	RPI S	Opponent	Score	RPI S	Opponent	Score	RPI S	Opponent	Score	Team's RPI: 330
						83 A	Montana	44 68	111 H	Boise St.	68 60	
									115 A	New Mexico St.	62 67	
									115 H	New Mexico St.	58 68	
									122 H	Eastern Wash.	62 68	
									140 A	San Francisco	50 69	
									144 A	Bakersfield	54 78	
									144 H	Bakersfield	70 58	
									150 N	Saint Louis	66 68	
									156 A	UC Davis	49 59	
									188 A	Tex.-Pan American	55 57	
									188 H	Tex.-Pan American	52 59	
									239 A	Idaho St.	67 68	
									254 A	Southern Utah	61 66	
									254 H	Southern Utah	72 76	
									258 H	Weber St.	61 40	
									275 A	Grand Canyon	50 60	
									275 H	Grand Canyon	52 50	
									278 A	Utah St.	61 79	
									293 H	Omaha	59 57	
									303 A	Seattle	58 73	
									303 H	Seattle	73 42	
									303 N	Seattle	62 64	
									342 A	UMKC	58 61	
									342 H	UMKC	61 51	
									344 A	Chicago St.	55 60	
									344 H	Chicago St.	68 53	
LAST 12 Division I GAMES:												
			303 N	Seattle	62 64		275 A	Grand Canyon	50 60			
			144 A	Bakersfield	54 78		303 H	Seattle	73 42			
			344 H	Chicago St.	68 53		144 H	Bakersfield	70 58			
			342 H	UMKC	61 51		342 A	UMKC	58 61			
			188 A	Tex.-Pan American	55 57		344 A	Chicago St.	55 60			
			115 A	New Mexico St.	62 67		115 H	New Mexico St.	58 68			

Non-Div I Games: Bristol 109 74 Montana Tech 75 65

Utah Valley

Loss, Non-Conf, S Site, H Home A Away N Neutral

RPI	S	Opponent	Score
345	H	Air Force	58 44

Utah Valley

Average RPI Win:	229	WON-LOST	WINNING	LAST 10	STRENGTH OF	OPP. STRENGTH	TEAM	ADJ.	CONF.	ADJ CONF.
Average RPI Loss:	98	RECORD	PCT. RANK	GAMES	SCHEDULE	OF SCHEDULE	RPI	RPI	RPI	RPI
DIV. I ONLY	16- 14	155	3- 7	156	141	141	141	6	6	
DIV. I NON-CONF.	9- 4	72	0- 0	194	325	87	87	6	6	
TOTALS	RPI 1-25	RPI 26-50	W-L RECORDS	RPI 51-100	RPI 101-150	RPI 150+				
16- 14	0- 2	0- 2	OVERALL	0- 5	2- 2	14- 3				
10- 4	0- 2	0- 0	HOME	0- 1	1- 0	9- 1				
6- 9	0- 0	0- 2	AWAY	0- 4	1- 1	5- 2				
0- 1	0- 0	0- 0	NEUTRAL	0- 0	0- 1	0- 0				
9- 4	0- 0	0- 1	NON-CONFERENCE	0- 1	0- 1	9- 1				
6- 0	0- 0	0- 0	HOME	0- 0	0- 0	6- 0				
3- 4	0- 0	0- 1	AWAY	0- 1	0- 1	3- 1				
0- 0	0- 0	0- 0	NEUTRAL	0- 0	0- 0	0- 0				
7- 10	0- 2	0- 1	CONFERENCE	0- 4	2- 1	5- 2				
4- 4	0- 2	0- 0	HOME	0- 1	1- 0	3- 1				
3- 5	0- 0	0- 1	AWAY	0- 3	1- 0	2- 1				
0- 1	0- 0	0- 0	NEUTRAL	0- 0	0- 1	0- 0				

RPI S	Opponent	Score	RPI S	Opponent	Score	RPI S	Opponent	Score	RPI S	Opponent	Score	Team's RPI: 141
11	H Dayton	56 75	26	A Ohio St.	86 96	64	A Liberty	53 69	119	A Old Dominion	44 66	
14	H George Washington	57 65	44	A Duquesne	47 83	73	A Fordham	51 60	136	H Rhode Island	64 48	
						86	A Richmond	63 67	150	A Saint Louis	59 54	
						86	H Richmond	49 55	150	N Saint Louis	58 65	
						87	A Saint Joseph's	46 63	152	H High Point	81 59	
									166	A St. Bonaventure	61 51	
									170	H N.C. A&T	60 51	
									184	H La Salle	65 74	
									188	H Tex.-Pan American	64 43	
									192	H Massachusetts	65 43	
									196	A William & Mary	48 56	
									230	A UNCW	59 53	
									234	A George Mason	79 86	
									234	H George Mason	70 66	
									242	H Presbyterian	55 36	
									265	A Davidson	66 63	
									265	H Davidson	62 53	
									305	A UMES	72 50	
									311	H UNCG	80 73	
									323	H Wagner	84 75	
									336	A Coppin St.	63 52	
LAST 12 Division I GAMES:												
150	N Saint Louis	58 65	44	A Duquesne	47 83							
86	H Richmond	49 55	86	A Richmond	63 67							
265	A Davidson	66 63	184	H La Salle	65 74							
192	H Massachusetts	65 43	234	H George Mason	70 66							
14	H George Washington	57 65	11	H Dayton	56 75							
234	A George Mason	79 86	166	A St. Bonaventure	61 51							

Non-Div I Games:

VCU

■ Loss,
■ Non-Conf,
■ S Site,
■ H Home
■ A Away
N Neutral

Valparaiso

Through Games Of April 7, 2015

Average RPI Win:	249	WON-LOST	WINNING	LAST 10	STRENGTH OF	OPP. STRENGTH	TEAM	ADJ.	CONF.	ADJ CONF.
Average RPI Loss:	143	RECORD	PCT. RANK	GAMES	SCHEDULE	OF SCHEDULE	RPI	RPI	RPI	RPI
DIV. I ONLY	5- 24	322	2- 8	134	204	284	284	13	13	
DIV. I NON-CONF.	3- 9	278	0- 0	130	219	252	252	15	15	
TOTALS	RPI 1-25	RPI 26-50	W-L RECORDS	RPI 51-100	RPI 101-150	RPI 150+				
5- 24	0- 3	0- 0	OVERALL	0- 7	1- 4	4- 10				
3- 11	0- 2	0- 0	HOME	0- 3	1- 3	2- 3				
2- 13	0- 1	0- 0	AWAY	0- 4	0- 1	2- 7				
0- 0	0- 0	0- 0	NEUTRAL	0- 0	0- 0	0- 0				
3- 9	0- 1	0- 0	NON-CONFERENCE	0- 3	1- 2	2- 3				
2- 4	0- 1	0- 0	HOME	0- 1	1- 2	1- 0				
1- 5	0- 0	0- 0	AWAY	0- 2	0- 0	1- 3				
0- 0	0- 0	0- 0	NEUTRAL	0- 0	0- 0	0- 0				
2- 15	0- 2	0- 0	CONFERENCE	0- 4	0- 2	2- 7				
1- 7	0- 1	0- 0	HOME	0- 2	0- 1	1- 3				
1- 8	0- 1	0- 0	AWAY	0- 2	0- 1	1- 4				
0- 0	0- 0	0- 0	NEUTRAL	0- 0	0- 0	0- 0				

RPI 1-25				RPI 26-50				RPI 51-100				RPI 101+ Team's RPI: 284			
RPI	S	Opponent	Score	RPI	S	Opponent	Score	RPI	S	Opponent	Score	RPI	S	Opponent	Score
8	H	Louisville	59 86					72	H	Stetson	62 73	109	H	Illinois	58 80
23	A	Green Bay	45 87					76	A	South Dakota	62 81	116	H	Tulsa	63 87
23	H	Green Bay	52 67					88	A	Wright St.	66 95	118	A	Cleveland St.	62 69
								88	H	Wright St.	62 80	118	H	Cleveland St.	70 77
								91	A	Youngstown St.	57 80	146	H	Butler	91 57
								91	H	Youngstown St.	69 87	164	A	Indiana	49 81
								95	A	Akron	65 100	179	A	SIUE	65 77
												216	A	Ill.-Chicago	42 60
												216	H	Ill.-Chicago	56 86
												226	A	Detroit	74 68
												226	H	Detroit	57 78
												241	A	Oakland	55 70
												241	H	Oakland	54 71
												259	A	Northern Ill.	65 50
												280	A	Miami (OH)	59 82
												282	A	Milwaukee	79 90
												282	A	Milwaukee	64 77
												282	H	Milwaukee	69 56
												333	H	Tennessee Tech	79 61
LAST 12 Division I GAMES:															
282	A	Milwaukee	64 77	23	A	Green Bay	45 87								
91	A	Youngstown St.	57 80	282	H	Milwaukee	69 56								
241	A	Oakland	55 70	88	A	Wright St.	66 95								
226	H	Detroit	57 78	226	A	Detroit	74 68								
118	H	Cleveland St.	70 77	23	H	Green Bay	52 67								
91	H	Youngstown St.	69 87	216	A	Ill.-Chicago	42 60								

Non-Div I Games: Purdue-Calumet 109 81

Valparaiso

Loss, Non-Conf, S Site, H Home A Away N Neutral

Vanderbilt

Through Games Of April 7, 2015

Average RPI Win:	126	WON-LOST	WINNING	LAST 10	STRENGTH OF	OPP. STRENGTH	TEAM	ADJ.	CONF.	ADJ CONF.
Average RPI Loss:	56	RECORD	PCT. RANK	GAMES	SCHEDULE	OF SCHEDULE	RPI	RPI	RPI	RPI
DIV. I ONLY	14- 16	200	3- 7	13	15	67	67	3	3	
DIV. I NON-CONF.	8- 4	87	0- 0	29	36	41	41	3	3	
TOTALS	RPI 1-25	RPI 26-50	W-L RECORDS	RPI 51-100	RPI 101-150	RPI 150+				
14- 16	1- 8	4- 2	OVERALL	1- 3	2- 0	6- 3				
8- 6	1- 3	3- 0	HOME	1- 1	1- 0	2- 2				
4- 7	0- 2	0- 2	AWAY	0- 2	1- 0	3- 1				
2- 3	0- 3	1- 0	NEUTRAL	0- 0	0- 0	1- 0				
8- 4	1- 3	2- 0	NON-CONFERENCE	0- 0	2- 0	3- 1				
5- 1	1- 1	1- 0	HOME	0- 0	1- 0	2- 0				
2- 1	0- 0	0- 0	AWAY	0- 0	1- 0	1- 1				
1- 2	0- 2	1- 0	NEUTRAL	0- 0	0- 0	0- 0				
6- 12	0- 5	2- 2	CONFERENCE	1- 3	0- 0	3- 2				
3- 5	0- 2	2- 0	HOME	1- 1	0- 0	0- 2				
2- 6	0- 2	0- 2	AWAY	0- 2	0- 0	2- 0				
1- 1	0- 1	0- 0	NEUTRAL	0- 0	0- 0	1- 0				

RPI 1-25				RPI 26-50				RPI 51-100				RPI 101+			
RPI	S	Opponent	Score	RPI	S	Opponent	Score	RPI	S	Opponent	Score	RPI	S	Opponent	Score
2	N	UConn	52 91	28	A	Mississippi St.	44 69	60	A	LSU	44 64	107	A	Elon	66 50
3	A	Tennessee	49 79	28	H	Mississippi St.	78 62	61	A	Georgia	53 64	150	H	Saint Louis	75 57
3	H	Tennessee	49 57	31	H	James Madison	66 62	90	H	Missouri	51 54	151	H	Auburn	58 70
4	A	South Carolina	59 89	34	A	Texas A&M	61 75	94	H	Ole Miss	58 54	159	A	Florida	76 75
11	H	Dayton	67 71	40	H	Arkansas	55 53					159	H	Florida	58 67
12	H	Kentucky	68 82	46	N	Minnesota	71 54					163	A	Wisconsin	67 58
12	N	Kentucky	61 67									172	H	Belmont	65 58
13	N	Arizona St.	67 72									200	A	Alabama	55 52
23	H	Green Bay	68 64									200	N	Alabama	66 56
												249	A	Marquette	67 80
												349	H	Mississippi Val.	63 37
LAST 12 Division I GAMES:															
		12 N Kentucky	61 67			4 A South Carolina	59 89								
		200 N Alabama	66 56			12 H Kentucky	68 82								
		3 A Tennessee	49 79			94 H Ole Miss	58 54								
		151 H Auburn	58 70			159 H Florida	58 67								
		90 H Missouri	51 54			28 A Mississippi St.	44 69								
		159 A Florida	76 75			200 A Alabama	55 52								

Non-Div I Games: Ala.-Huntsville 74 51

Vanderbilt

Loss, Non-Conf, S Site, H Home A Away N Neutral

Average RPI Win: 249	WON-LOST	WINNING	LAST 10	STRENGTH OF	OPP. STRENGTH	TEAM	ADJ.	CONF.	ADJ CONF.
Average RPI Loss: 170	RECORD	PCT. RANK	GAMES	SCHEDULE	OF SCHEDULE	RPI	RPI	RPI	RPI
DIV. I ONLY	5- 24	322	2- 8	179	257	306	306	23	23
DIV. I NON-CONF.	3- 9	278	0- 0	182	258	274	274	23	23
TOTALS	RPI 1-25	RPI 26-50	W-L RECORDS	RPI 51-100	RPI 101-150	RPI 150+			
5- 24	0- 1	0- 1	OVERALL	0- 5	0- 3	5- 14			
3- 11	0- 0	0- 0	HOME	0- 2	0- 2	3- 7			
2- 12	0- 1	0- 1	AWAY	0- 2	0- 1	2- 7			
0- 1	0- 0	0- 0	NEUTRAL	0- 1	0- 0	0- 0			
3- 9	0- 1	0- 1	NON-CONFERENCE	0- 0	0- 1	3- 6			
2- 4	0- 0	0- 0	HOME	0- 0	0- 1	2- 3			
1- 5	0- 1	0- 1	AWAY	0- 0	0- 0	1- 3			
0- 0	0- 0	0- 0	NEUTRAL	0- 0	0- 0	0- 0			
2- 15	0- 0	0- 0	CONFERENCE	0- 5	0- 2	2- 8			
1- 7	0- 0	0- 0	HOME	0- 2	0- 1	1- 4			
1- 7	0- 0	0- 0	AWAY	0- 2	0- 1	1- 4			
0- 1	0- 0	0- 0	NEUTRAL	0- 1	0- 0	0- 0			

RPI 1-25				RPI 26-50				RPI 51-100				RPI 101+ Team's RPI: 306			
RPI	S	Opponent	Score	RPI	S	Opponent	Score	RPI	S	Opponent	Score	RPI	S	Opponent	Score
23	A	Green Bay	40 60	32	A	Syracuse	63 94	80	A	Albany (NY)	48 76	138	H	Cornell	87 90
								80	H	Albany (NY)	48 89	145	A	Hartford	49 60
								80	N	Albany (NY)	33 63	145	H	Hartford	46 62
								97	A	Maine	46 74	153	H	Dartmouth	68 63
								97	H	Maine	54 57	157	H	Bryant	55 72
												162	A	Central Conn. St.	75 77
												193	A	Stony Brook	38 60
												193	H	Stony Brook	62 74
												194	H	Delaware	46 68
												210	A	New Hampshire	63 60
												210	H	New Hampshire	56 64
												218	A	Sacred Heart	66 76
												219	A	UMass Lowell	63 72
												219	H	UMass Lowell	64 72
												231	H	Brown	76 81
												234	A	St. Francis Brooklyn	63 61
												261	A	UMBC	64 71
												261	H	UMBC	61 68
												322	A	Boston U.	61 66
												323	H	Wagner	82 75
												324	A	Binghamton	62 73
												324	H	Binghamton	72 66
LAST 12 Division I GAMES:															
				80	N	Albany (NY)	33 63	324	H	Binghamton	72 66				
				80	A	Albany (NY)	48 76	193	H	Stony Brook	62 74				
				219	H	UMass Lowell	64 72	145	A	Hartford	49 60				
				97	H	Maine	54 57	80	H	Albany (NY)	48 89				
				261	A	UMBC	64 71	219	A	UMass Lowell	63 72				
				210	A	New Hampshire	63 60	97	A	Maine	46 74				

Non-Div I Games:

Vermont

■ Loss,
 ■ Non-Conf, S Site,
 ■ Home
 ■ Away
 N Neutral

Average RPI Win: 160	WON-LOST	WINNING	LAST 10	STRENGTH OF	OPP. STRENGTH	TEAM	ADJ.	CONF.	ADJ CONF.
Average RPI Loss: 83	RECORD	PCT. RANK	GAMES	SCHEDULE	OF SCHEDULE	RPI	RPI	RPI	RPI
DIV. I ONLY	22- 14	101	6- 4	56	71	63	63	10	10
DIV. I NON-CONF.	8- 7	149	2- 1	48	43	81	81	9	9
TOTALS	RPI 1-25	RPI 26-50	W-L RECORDS	RPI 51-100	RPI 101-150	RPI 150+			
22- 14	0- 2	1- 5	OVERALL	8- 4	3- 1	10- 2			
14- 2	0- 0	1- 1	HOME	6- 0	2- 0	5- 1			
6- 8	0- 1	0- 2	AWAY	2- 3	0- 1	4- 1			
2- 4	0- 1	0- 2	NEUTRAL	0- 1	1- 0	1- 0			
8- 7	0- 2	0- 1	NON-CONFERENCE	4- 3	1- 0	3- 1			
5- 1	0- 0	0- 0	HOME	3- 0	1- 0	1- 1			
2- 3	0- 1	0- 0	AWAY	1- 2	0- 0	1- 0			
1- 3	0- 1	0- 1	NEUTRAL	0- 1	0- 0	1- 0			
14- 7	0- 0	1- 4	CONFERENCE	4- 1	2- 1	7- 1			
9- 1	0- 0	1- 1	HOME	3- 0	1- 0	4- 0			
4- 5	0- 0	0- 2	AWAY	1- 1	0- 1	3- 1			
1- 1	0- 0	0- 1	NEUTRAL	0- 0	1- 0	0- 0			

RPI 1-25			RPI 26-50			RPI 51-100 Team's RPI: 63			RPI 101+		
RPI	S	Opponent	Score	RPI	S	Opponent	Score	RPI	S	Opponent	Score
13	N	Arizona St.	46 51	27	N	South Fla.	56 57	58	A	Penn	70 44
22	A	Chattanooga	45 49	35	A	DePaul	47 49	65	A	West Virginia	70 75
				35	H	DePaul	79 76	68	H	North Carolina St.	74 65
				35	N	DePaul	55 58	77	A	St. John's (NY)	51 56
				43	A	Seton Hall	62 64	77	H	St. John's (NY)	81 69
				43	H	Seton Hall	56 59	77	H	St. John's (NY)	63 55
								84	N	Georgia Tech	63 71
								87	A	Saint Joseph's	54 58
								89	A	Creighton	65 61
								89	H	Creighton	61 53
								97	H	Maine	71 60
								98	H	Temple	64 59
LAST 12 Division I GAMES:											
65	A	West Virginia	70 75	89	H	Creighton	61 53	269	H	Providence	71 62
77	H	St. John's (NY)	63 55	43	A	Seton Hall	62 64	77	A	St. John's (NY)	51 56
119	H	Old Dominion	71 66	191	H	Xavier	64 48	146	H	Butler	63 52
97	H	Maine	71 60	146	H	Butler	63 52	296	A	Georgetown	64 48
35	N	DePaul	55 58					296	H	Georgetown	69 57

Non-Div I Games:

Villanova

Virginia

Through Games Of April 7, 2015

Average RPI Win:	181	WON-LOST	WINNING	LAST 10	STRENGTH OF	OPP. STRENGTH	TEAM	ADJ.	CONF.	ADJ CONF.
Average RPI Loss:	67	RECORD	PCT. RANK	GAMES	SCHEDULE	OF SCHEDULE	RPI	RPI	RPI	RPI
DIV. I ONLY	17- 14	138	3- 7	104	53	112	112	2	2	
DIV. I NON-CONF.	10- 4	67	0- 1	302	210	160	160	2	2	
TOTALS	RPI 1-25	RPI 26-50	W-L RECORDS	RPI 51-100	RPI 101-150	RPI 150+				
17- 14	1- 5	1- 2	OVERALL	3- 3	1- 3	11- 1				
13- 4	1- 2	1- 0	HOME	3- 1	1- 0	7- 1				
4- 8	0- 3	0- 2	AWAY	0- 1	0- 2	4- 0				
0- 2	0- 0	0- 0	NEUTRAL	0- 1	0- 1	0- 0				
10- 4	0- 0	1- 0	NON-CONFERENCE	2- 0	0- 3	7- 1				
8- 1	0- 0	1- 0	HOME	2- 0	0- 0	5- 1				
2- 2	0- 0	0- 0	AWAY	0- 0	0- 2	2- 0				
0- 1	0- 0	0- 0	NEUTRAL	0- 0	0- 1	0- 0				
7- 10	1- 5	0- 2	CONFERENCE	1- 3	1- 0	4- 0				
5- 3	1- 2	0- 0	HOME	1- 1	1- 0	2- 0				
2- 6	0- 3	0- 2	AWAY	0- 1	0- 0	2- 0				
0- 1	0- 0	0- 0	NEUTRAL	0- 1	0- 0	0- 0				

RPI	S	Opponent	Score	RPI	S	Opponent	Score	RPI	S	Opponent	Score	RPI	S	Opponent	Score	Team's RPI: 112
1	A	Notre Dame	54 75	26	H	Ohio St.	87 82	52	H	St. Mary's (CA)	62 49	109	A	Illinois	63 86	
7	H	Florida St.	56 65	32	A	Syracuse	58 70	56	A	Miami (FL)	58 67	119	A	Old Dominion	62 69	
8	A	Louisville	55 67	39	A	Pittsburgh	63 68	56	N	Miami (FL)	52 62	124	H	Boston College	68 56	
8	H	Louisville	75 59					68	H	North Carolina St.	71 63	134	N	Toledo	62 64	
15	H	Duke	45 71					84	H	Georgia Tech	62 68	151	H	Auburn	66 51	
16	A	North Carolina	70 72					92	H	Drexel	72 66	182	H	Wake Forest	72 70	
												191	A	Xavier	71 62	
												201	A	Virginia Tech	62 47	
												201	H	Virginia Tech	73 59	
												203	A	Clemson	77 72	
												207	H	Radford	75 47	
												265	H	Davidson	57 67	
												334	A	FIU	74 61	
												341	H	Howard	74 53	
												343	H	Longwood	91 49	
												347	H	Delaware St.	100 62	
LAST 12 Division I GAMES:																
119	A	Old Dominion	62 69	7	H	Florida St.	56 65									
56	N	Miami (FL)	52 62	15	H	Duke	45 71									
8	H	Louisville	75 59	1	A	Notre Dame	54 75									
16	A	North Carolina	70 72	203	A	Clemson	77 72									
201	H	Virginia Tech	73 59	68	H	North Carolina St.	71 63									
39	A	Pittsburgh	63 68	84	H	Georgia Tech	62 68									

Non-Div I Games:

Virginia

■ Loss,
 ■ Non-Conf,
 ■ S Site,
 ■ H Home
 ■ A Away
 N Neutral

Average RPI Win:	212	WON-LOST	WINNING	LAST 10	STRENGTH OF	OPP. STRENGTH	TEAM	ADJ.	CONF.	ADJ CONF.
Average RPI Loss:	74	RECORD	PCT. RANK	GAMES	SCHEDULE	OF SCHEDULE	RPI	RPI	RPI	RPI
DIV. I ONLY	12- 20	248	2- 8	61	65	201	201	2	2	
DIV. I NON-CONF.	9- 4	72	0- 0	271	321	174	174	2	2	
TOTALS	RPI 1-25	RPI 26-50	W-L RECORDS	RPI 51-100	RPI 101-150	RPI 150+				
12- 20	0- 6	1- 3	OVERALL	2- 4	1- 4	8- 3				
9- 9	0- 4	0- 2	HOME	1- 1	1- 2	7- 0				
1- 10	0- 1	0- 1	AWAY	0- 3	0- 2	1- 3				
2- 1	0- 1	1- 0	NEUTRAL	1- 0	0- 0	0- 0				
9- 4	0- 0	0- 1	NON-CONFERENCE	1- 0	1- 1	7- 2				
8- 2	0- 0	0- 1	HOME	1- 0	1- 1	6- 0				
1- 2	0- 0	0- 0	AWAY	0- 0	0- 0	1- 2				
0- 0	0- 0	0- 0	NEUTRAL	0- 0	0- 0	0- 0				
3- 16	0- 6	1- 2	CONFERENCE	1- 4	0- 3	1- 1				
1- 7	0- 4	0- 1	HOME	0- 1	0- 1	1- 0				
0- 8	0- 1	0- 1	AWAY	0- 3	0- 2	0- 1				
2- 1	0- 1	1- 0	NEUTRAL	1- 0	0- 0	0- 0				

RPI 1-25				RPI 26-50				RPI 51-100				RPI 101+ Team's RPI: 201			
RPI	S	Opponent	Score	RPI	S	Opponent	Score	RPI	S	Opponent	Score	RPI	S	Opponent	Score
1	H	Notre Dame	50 74	32	H	Syracuse	51 59	56	A	Miami (FL)	39 42	112	A	Virginia	59 73
7	H	Florida St.	44 59	37	H	Northwestern	45 70	56	H	Miami (FL)	45 62	112	H	Virginia	47 62
7	N	Florida St.	43 82	39	A	Pittsburgh	35 53	68	A	North Carolina St.	59 73	119	H	Old Dominion	62 69
8	H	Louisville	49 69	39	N	Pittsburgh	51 45	68	N	North Carolina St.	57 56	120	H	East Tenn. St.	72 65
15	A	Duke	40 65					84	A	Georgia Tech	71 79	124	A	Boston College	47 49
16	H	North Carolina	52 74					100	H	Hofstra	60 43	159	A	Florida	44 73
												182	H	Wake Forest	76 59
												203	A	Clemson	54 63
												207	H	Radford	73 60
												234	A	George Mason	69 77
												269	A	Providence	72 69
												271	H	Norfolk St.	60 49
												301	H	Western Caro.	79 58
												305	H	UMES	63 41
												339	H	N.C. Central	80 44
												343	H	Longwood	74 42
LAST 12 Division I GAMES:															
		7 N Florida St.	43 82			32 H Syracuse	51 59								
		39 N Pittsburgh	51 45			39 A Pittsburgh	35 53								
		68 N North Carolina St.	57 56			16 H North Carolina	52 74								
		124 A Boston College	47 49			56 A Miami (FL)	39 42								
		112 A Virginia	59 73			84 A Georgia Tech	71 79								
		8 H Louisville	49 69			1 H Notre Dame	50 74								

Non-Div I Games:

Virginia Tech

■ Loss,
■ Non-Conf,
■ S Site,
■ H Home
■ A Away
N Neutral

W
a
g
n
e
rW
a
g
n
e
r

Wagner

Page 374

Average RPI Win: 193		WON-LOST	WINNING	LAST 10	STRENGTH OF	OPP. STRENGTH	TEAM	ADJ.	CONF.	ADJ CONF.
Average RPI Loss: 63		RECORD	PCT. RANK	GAMES	SCHEDULE	OF SCHEDULE	RPI	RPI	RPI	RPI
DIV. I ONLY		13- 20	241	3- 7	69	40	182	182	2	2
DIV. I NON-CONF.		9- 5	95	0- 0	255	196	173	173	2	2
TOTALS	RPI 1-25	RPI 26-50		W-L RECORDS		RPI 51-100	RPI 101-150	RPI 150+		
13- 20	0- 8	2- 2		OVERALL		2- 6	1- 2	8- 2		
9- 8	0- 2	1- 1		HOME		1- 3	0- 1	7- 1		
0- 10	0- 4	0- 1		AWAY		0- 3	0- 1	0- 1		
4- 2	0- 2	1- 0		NEUTRAL		1- 0	1- 0	1- 0		
9- 5	0- 1	1- 0		NON-CONFERENCE		1- 3	0- 0	7- 1		
7- 2	0- 0	1- 0		HOME		0- 1	0- 0	6- 1		
0- 2	0- 0	0- 0		AWAY		0- 2	0- 0	0- 0		
2- 1	0- 1	0- 0		NEUTRAL		1- 0	0- 0	1- 0		
4- 15	0- 7	1- 2		CONFERENCE		1- 3	1- 2	1- 1		
2- 6	0- 2	0- 1		HOME		1- 2	0- 1	1- 0		
0- 8	0- 4	0- 1		AWAY		0- 1	0- 1	0- 1		
2- 1	0- 1	1- 0		NEUTRAL		0- 0	1- 0	0- 0		

RPI 1-25				RPI 26-50				RPI 51-100				RPI 101+			
RPI	S	Opponent	Score	RPI	S	Opponent	Score	RPI	S	Opponent	Score	RPI	S	Opponent	Score
1	A	Notre Dame	63 92	32	A	Syracuse	62 73	55	A	Michigan	69 83	112	A	Virginia	70 72
7	A	Florida St.	80 110	32	N	Syracuse	85 79	56	H	Miami (FL)	60 59	124	H	Boston College	74 75
8	H	Louisville	68 79	39	H	Pittsburgh	41 65	68	A	North Carolina St.	55 71	124	N	Boston College	69 53
10	N	Princeton	55 72	49	H	American	77 64	68	H	North Carolina St.	70 78	158	N	Charlotte	65 58
15	A	Duke	63 70					83	N	Montana	73 60	201	A	Virginia Tech	59 76
15	H	Duke	53 70					84	H	Georgia Tech	60 67	203	H	Clemson	64 62
15	N	Duke	68 77					86	A	Richmond	72 79	209	H	Arizona	69 72
16	A	North Carolina	45 83					90	H	Missouri	64 79	245	H	Towson	74 64
												249	H	Marquette	89 77
												301	H	Western Caro.	77 59
												333	H	Tennessee Tech	89 62
												336	H	Coppin St.	65 54
												343	H	Longwood	64 60
LAST 12 Division I GAMES:															
				15	N	Duke	68 77	39	H	Pittsburgh	41 65				
				32	N	Syracuse	85 79	124	H	Boston College	74 75				
				124	N	Boston College	69 53	68	A	North Carolina St.	55 71				
				84	H	Georgia Tech	60 67	15	H	Duke	53 70				
				56	H	Miami (FL)	60 59	1	A	Notre Dame	63 92				
				16	A	North Carolina	45 83	203	H	Clemson	64 62				

Non-Div I Games:

Wake Forest

■ Loss, ■ Non-Conf, S Site, H Home A Away N Neutral

Average RPI Win: 144	WON-LOST	WINNING	LAST 10	STRENGTH OF	OPP. STRENGTH	TEAM	ADJ.	CONF.	ADJ CONF.
Average RPI Loss: 51	RECORD	PCT. RANK	GAMES	SCHEDULE	OF SCHEDULE	RPI	RPI	RPI	RPI
DIV. I ONLY	23- 10	53	6- 4	55	43	36	36	5	5
DIV. I NON-CONF.	11- 2	17	0- 1	117	93	26	26	5	5
TOTALS	RPI 1-25	RPI 26-50	W-L RECORDS	RPI 51-100	RPI 101-150	RPI 150+			
23- 10	3- 7	1- 0	OVERALL	6- 2	3- 0	10- 1			
11- 2	2- 1	1- 0	HOME	4- 1	1- 0	3- 0			
8- 6	0- 5	0- 0	AWAY	2- 0	1- 0	5- 1			
4- 2	1- 1	0- 0	NEUTRAL	0- 1	1- 0	2- 0			
11- 2	1- 1	1- 0	NON-CONFERENCE	1- 1	3- 0	5- 0			
4- 0	0- 0	1- 0	HOME	1- 0	1- 0	1- 0			
4- 1	0- 1	0- 0	AWAY	0- 0	1- 0	3- 0			
3- 1	1- 0	0- 0	NEUTRAL	0- 1	1- 0	1- 0			
12- 8	2- 6	0- 0	CONFERENCE	5- 1	0- 0	5- 1			
7- 2	2- 1	0- 0	HOME	3- 1	0- 0	2- 0			
4- 5	0- 4	0- 0	AWAY	2- 0	0- 0	2- 1			
1- 1	0- 1	0- 0	NEUTRAL	0- 0	0- 0	1- 0			

RPI S	Opponent	Score	RPI S	Opponent	Score	RPI S	Opponent	Score	RPI S	Opponent	Score
7 N	Florida St.	80 68	34 H	Texas A&M	70 49	53 H	UCLA	74 61	128 H	Yale	81 51
13 A	Arizona St.	48 62				56 N	Miami (FL)	80 86	145 N	Hartford	81 70
17 A	Stanford	69 82				76 H	South Dakota	96 82	148 A	UC Riverside	74 71
17 H	Stanford	56 60				78 A	Washington St.	83 43	155 N	Furman	101 69
20 A	Oregon St.	67 75				78 H	Washington St.	72 83	171 A	Oregon	91 69
20 H	Oregon St.	76 67				93 H	Southern California	60 48	171 H	Oregon	70 55
21 A	Oklahoma	80 90				99 A	Colorado	79 67	209 A	Arizona	79 69
24 A	California	58 82				99 H	Colorado	85 82	225 A	San Diego St.	69 48
24 H	California	79 77							236 A	Utah	61 69
24 N	California	53 69							236 H	Utah	63 51
									236 N	Utah	75 64
									292 A	Portland	80 45
									303 A	Seattle	102 69
									313 H	Grambling	84 53
LAST 12 Division I GAMES:											
56 N	Miami (FL)	80 86	78 H	Washington St.	72 83						
24 N	California	53 69	99 A	Colorado	79 67						
236 N	Utah	75 64	236 A	Utah	61 69						
53 H	UCLA	74 61	171 H	Oregon	70 55						
93 H	Southern California	60 48	20 H	Oregon St.	76 67						
78 A	Washington St.	83 43	17 A	Stanford	69 82						

Non-Div I Games:

Washington

■ Loss,
 ■ Non-Conf, S Site,
 ■ Home
 ■ Away
 N Neutral

Average RPI Win:	160	WON-LOST	WINNING	LAST 10	STRENGTH OF	OPP. STRENGTH	TEAM	ADJ.	CONF.	ADJ CONF.
Average RPI Loss:	48	RECORD	PCT. RANK	GAMES	SCHEDULE	OF SCHEDULE	RPI	RPI	RPI	RPI
DIV. I ONLY	17- 15	157	4- 6	40	33	78	78	5	5	
DIV. I NON-CONF.	9- 3	44	0- 1	99	60	59	59	5	5	
TOTALS	RPI 1-25	RPI 26-50	W-L RECORDS	RPI 51-100	RPI 101-150	RPI 150+				
17- 15	2- 8	2- 2	OVERALL	2- 3	1- 1	10- 1				
7- 8	1- 3	0- 2	HOME	2- 1	0- 1	4- 1				
8- 5	0- 4	2- 0	AWAY	0- 1	1- 0	5- 0				
2- 2	1- 1	0- 0	NEUTRAL	0- 1	0- 0	1- 0				
9- 3	2- 0	1- 1	NON-CONFERENCE	0- 1	1- 1	5- 0				
4- 2	1- 0	0- 1	HOME	0- 0	0- 1	3- 0				
4- 0	0- 0	1- 0	AWAY	0- 0	1- 0	2- 0				
1- 1	1- 0	0- 0	NEUTRAL	0- 1	0- 0	0- 0				
8- 12	0- 8	1- 1	CONFERENCE	2- 2	0- 0	5- 1				
3- 6	0- 3	0- 1	HOME	2- 1	0- 0	1- 1				
4- 5	0- 4	1- 0	AWAY	0- 1	0- 0	3- 0				
1- 1	0- 1	0- 0	NEUTRAL	0- 0	0- 0	1- 0				

RPI 1-25				RPI 26-50				RPI 51-100 Team's RPI: 78				RPI 101+			
RPI	S	Opponent	Score	RPI	S	Opponent	Score	RPI	S	Opponent	Score	RPI	S	Opponent	Score
6	N	Maryland	70 64	33	A	Gonzaga	59 58	53	H	UCLA	69 74	108	A	Hampton	74 60
11	H	Dayton	76 60	36	A	Washington	83 72	55	N	Michigan	64 76	122	H	Eastern Wash.	65 67
13	A	Arizona St.	64 78	36	H	Washington	43 83	93	H	Southern California	68 62	169	H	Montana St.	82 61
13	N	Arizona St.	48 67	41	H	Nebraska	61 82	99	A	Colorado	51 72	171	A	Oregon	79 76
17	A	Stanford	56 75					99	H	Colorado	73 68	171	H	Oregon	69 70
17	H	Stanford	76 86									171	N	Oregon	66 64
20	A	Oregon St.	70 73									209	A	Arizona	81 70
20	H	Oregon St.	56 61									236	A	Utah	61 52
24	A	California	54 57									236	H	Utah	63 54
24	H	California	62 70									239	H	Idaho St.	84 34
												273	A	Loyola Marymount	87 60
												303	H	Seattle	82 62
												332	A	UC Santa Barbara	81 55
LAST 12 Division I GAMES:															
122	H	Eastern Wash.	65 67	36	A	Washington	83 72								
13	N	Arizona St.	48 67	236	A	Utah	61 52								
171	N	Oregon	66 64	99	A	Colorado	51 72								
93	H	Southern California	68 62	20	H	Oregon St.	56 61								
53	H	UCLA	69 74	171	H	Oregon	69 70								
36	H	Washington	43 83	24	A	California	54 57								

Non-Div I Games:

Washington St.

■ Loss,
■ Non-Conf,
■ S Site,
■ H Home
■ A Away
N Neutral

Average RPI Win:	244	WON-LOST	WINNING	LAST 10	STRENGTH OF	OPP. STRENGTH	TEAM	ADJ.	CONF.	ADJ CONF.
Average RPI Loss:	151	RECORD	PCT. RANK	GAMES	SCHEDULE	OF SCHEDULE	RPI	RPI	RPI	RPI
DIV. I ONLY	9- 18	262	3- 7	208	246	258	258	19	19	
DIV. I NON-CONF.	3- 6	231	0- 0	196	240	238	238	17	17	
TOTALS	RPI 1-25	RPI 26-50	W-L RECORDS	RPI 51-100	RPI 101-150	RPI 150+				
9- 18	0- 0	0- 1	OVERALL	0- 5	2- 3	7- 9				
5- 8	0- 0	0- 1	HOME	0- 2	1- 1	4- 4				
4- 9	0- 0	0- 0	AWAY	0- 2	1- 2	3- 5				
0- 1	0- 0	0- 0	NEUTRAL	0- 1	0- 0	0- 0				
3- 6	0- 0	0- 1	NON-CONFERENCE	0- 3	1- 0	2- 2				
1- 3	0- 0	0- 1	HOME	0- 1	0- 0	1- 1				
2- 2	0- 0	0- 0	AWAY	0- 1	1- 0	1- 1				
0- 1	0- 0	0- 0	NEUTRAL	0- 1	0- 0	0- 0				
6- 12	0- 0	0- 0	CONFERENCE	0- 2	1- 3	5- 7				
4- 5	0- 0	0- 0	HOME	0- 1	1- 1	3- 3				
2- 7	0- 0	0- 0	AWAY	0- 1	0- 2	2- 4				
0- 0	0- 0	0- 0	NEUTRAL	0- 0	0- 0	0- 0				

RPI S	Opponent	Score	RPI S	Opponent	Score	RPI S	Opponent	Score	RPI S	Opponent	Score	Team's RPI: 258
47	H Oklahoma St.	49 55	54	A BYU	53 64	102	H Northern Colo.	59 52				
			65	H San Diego	50 59	115	A New Mexico St.	100 97				
			83	A Montana	43 53	117	A Sacramento St.	65 108				
			83	H Montana	60 64	122	A Eastern Wash.	62 64				
			85	N Eastern Mich.	42 57	122	H Eastern Wash.	55 69				
						169	A Montana St.	54 62				
						169	H Montana St.	49 60				
						180	H North Dakota	54 57				
						190	A Idaho	42 71				
						190	H Idaho	60 67				
						214	H Cal St. Fullerton	68 70				
						239	A Idaho St.	56 63				
						239	H Idaho St.	63 57				
						254	A Southern Utah	50 48				
						254	H Southern Utah	60 39				
						267	A Northern Ariz.	52 56				
						267	H Northern Ariz.	66 53				
						308	H Denver	65 63				
						310	A Portland St.	60 51				
						330	A Utah Valley	40 61				
						345	A Air Force	71 53				
LAST 12 Division I GAMES:												
122	A Eastern Wash.	62 64	254	A Southern Utah	50 48							
190	A Idaho	42 71	239	H Idaho St.	63 57							
239	A Idaho St.	56 63	102	H Northern Colo.	59 52							
83	H Montana	60 64	180	H North Dakota	54 57							
169	H Montana St.	49 60	117	A Sacramento St.	65 108							
267	A Northern Ariz.	52 56	310	A Portland St.	60 51							

Non-Div I Games: Bristol 94 48 Montana Western 77 31

Weber St.

Loss, Non-Conf, S Site, H Home A Away N Neutral

Average RPI Win:	139	WON-LOST	WINNING	LAST 10	STRENGTH OF	OPP. STRENGTH	TEAM	ADJ.	CONF.	ADJ CONF.
Average RPI Loss:	53	RECORD	PCT. RANK	GAMES	SCHEDULE	OF SCHEDULE	RPI	RPI	RPI	RPI
DIV. I ONLY	23- 15	104	7- 3	42	49	65	65	1	1	
DIV. I NON-CONF.	15- 3	21	5- 1	132	171	50	50	1	1	
TOTALS	RPI 1-25	RPI 26-50	W-L RECORDS	RPI 51-100	RPI 101-150	RPI 150+				
23- 15	2- 5	4- 3	OVERALL	5- 4	4- 3	8- 0				
19- 4	2- 1	3- 1	HOME	5- 1	3- 1	6- 0				
2- 10	0- 3	1- 2	AWAY	0- 3	0- 2	1- 0				
2- 1	0- 1	0- 0	NEUTRAL	0- 0	1- 0	1- 0				
15- 3	0- 0	3- 2	NON-CONFERENCE	2- 1	2- 0	8- 0				
13- 1	0- 0	3- 0	HOME	2- 1	2- 0	6- 0				
1- 2	0- 0	0- 2	AWAY	0- 0	0- 0	1- 0				
1- 0	0- 0	0- 0	NEUTRAL	0- 0	0- 0	1- 0				
8- 12	2- 5	1- 1	CONFERENCE	3- 3	2- 3	0- 0				
6- 3	2- 1	0- 1	HOME	3- 0	1- 1	0- 0				
1- 8	0- 3	1- 0	AWAY	0- 3	0- 2	0- 0				
1- 1	0- 1	0- 0	NEUTRAL	0- 0	1- 0	0- 0				

RPI 1-25				RPI 26-50				RPI 51-100 Team's RPI: 65				RPI 101+			
RPI	S	Opponent	Score	RPI	S	Opponent	Score	RPI	S	Opponent	Score	RPI	S	Opponent	Score
5	A	Baylor	51 79	26	A	Ohio St.	54 96	53	H	UCLA	60 62	104	A	Kansas	59 65
5	H	Baylor	62 66	28	A	Mississippi St.	61 74	59	A	Iowa St.	43 61	104	H	Kansas	59 56
19	A	Texas	55 61	43	H	Seton Hall	89 87	59	H	Iowa St.	54 52	108	H	Hampton	57 39
19	H	Texas	76 69	44	H	Duquesne	79 60	63	H	Villanova	75 70	129	H	Buffalo	84 61
21	A	Oklahoma	60 71	44	H	Duquesne	60 39	69	A	TCU	63 73	132	A	Texas Tech	57 73
21	H	Oklahoma	78 69	47	A	Oklahoma St.	61 49	69	H	TCU	76 71	132	H	Texas Tech	45 55
21	N	Oklahoma	55 67	47	H	Oklahoma St.	46 52	70	A	Kansas St.	55 59	132	N	Texas Tech	59 40
								70	H	Kansas St.	63 51	168	N	Marshall	69 56
								98	H	Temple	66 58	178	H	Fairfield	67 53
												248	H	Evansville	83 39
												285	H	Eastern Ky.	67 42
												298	A	Fairleigh Dickinson	80 52
												314	H	IPFW	82 48
												320	H	Saint Francis (PA)	101 46
												336	H	Coppin St.	83 43
LAST 12 Division I GAMES:															
53	H	UCLA	60 62	21	N	Oklahoma	55 67								
98	H	Temple	66 58	132	N	Texas Tech	59 40								
63	H	Villanova	75 70	70	A	Kansas St.	55 59								
44	H	Duquesne	60 39	19	H	Texas	76 69								
108	H	Hampton	57 39	69	A	TCU	63 73								
129	H	Buffalo	84 61	59	H	Iowa St.	54 52								

Non-Div I Games:

West Virginia

■ Loss,
 ■ Non-Conf,
 S Site,
 ■ Home
 ■ Away
 N Neutral

Average RPI Win:	260	WON-LOST	WINNING	LAST 10	STRENGTH OF	OPP. STRENGTH	TEAM	ADJ.	CONF.	ADJ CONF.
Average RPI Loss:	195	RECORD	PCT. RANK	GAMES	SCHEDULE	OF SCHEDULE	RPI	RPI	RPI	RPI
DIV. I ONLY	8- 19	283	2- 8	308	260	301	301	20	20	
DIV. I NON-CONF.	5- 7	202	0- 0	341	312	302	302	22	22	
TOTALS	RPI 1-25	RPI 26-50	W-L RECORDS	RPI 51-100	RPI 101-150	RPI 150+				
8- 19	0- 2	0- 0	OVERALL	0- 0	0- 3	8- 14				
4- 7	0- 1	0- 0	HOME	0- 0	0- 1	4- 5				
3- 10	0- 1	0- 0	AWAY	0- 0	0- 1	3- 8				
1- 2	0- 0	0- 0	NEUTRAL	0- 0	0- 1	1- 1				
5- 7	0- 0	0- 0	NON-CONFERENCE	0- 0	0- 0	5- 7				
2- 2	0- 0	0- 0	HOME	0- 0	0- 0	2- 2				
2- 4	0- 0	0- 0	AWAY	0- 0	0- 0	2- 4				
1- 1	0- 0	0- 0	NEUTRAL	0- 0	0- 0	1- 1				
3- 12	0- 2	0- 0	CONFERENCE	0- 0	0- 3	3- 7				
2- 5	0- 1	0- 0	HOME	0- 0	0- 1	2- 3				
1- 6	0- 1	0- 0	AWAY	0- 0	0- 1	1- 4				
0- 1	0- 0	0- 0	NEUTRAL	0- 0	0- 1	0- 0				

RPI	S	Opponent	Score	RPI	S	Opponent	Score	RPI	S	Opponent	Score	RPI	S	Opponent	Score	Team's RPI:	301
22	A	Chattanooga	52 83					120	A	East Tenn. St.	40 51						
22	H	Chattanooga	41 66					120	H	East Tenn. St.	60 63						
								120 N		East Tenn. St.	53 73						
								155	A	Furman	72 84						
								155	H	Furman	77 64						
								173	A	Mercer	60 82						
								173	H	Mercer	51 68						
								182	A	Wake Forest	59 77						
								201	A	Virginia Tech	58 79						
								204	A	Samford	52 68						
								204	H	Samford	50 60						
								206	H	Campbell	67 57						
								222	H	USC Upstate	63 59						
								230	A	UNCW	64 53						
								242	H	Presbyterian	44 51						
								243	A	North Florida	45 62						
								262	A	Bethune-Cookman	53 63						
								285 N		Eastern Ky.	62 71						
								307	A	UNC Asheville	79 66						
								311	A	UNCG	86 80						
								311	H	UNCG	70 49						
								315	A	Wofford	49 59						
								315	H	Wofford	55 63						
								334 N		FIU	83 69						
								339	H	N.C. Central	59 64						
LAST 12 Division I GAMES:																	
								120 N		East Tenn. St.	53 73			173	A	Mercer	60 82
								311	A	UNCG	86 80			120	H	East Tenn. St.	60 63
								155	H	Furman	77 64			315	A	Wofford	49 59
								315	H	Wofford	55 63			155	A	Furman	72 84
								22	H	Chattanooga	41 66			311	H	UNCG	70 49
								120	A	East Tenn. St.	40 51			204	A	Samford	52 68

Non-Div I Games: North Greenville 75 74 Livingstone 66 55 Montreat 110 37

Western Caro.

Loss, Non-Conf, S Site, H Home A Away N Neutral

Average RPI Win:	295	WON-LOST	WINNING	LAST 10	STRENGTH OF	OPP. STRENGTH	TEAM	ADJ.	CONF.	ADJ CONF.
Average RPI Loss:	152	RECORD	PCT. RANK	GAMES	SCHEDULE	OF SCHEDULE	RPI	RPI	RPI	RPI
DIV. I ONLY	15- 13	151	5- 5	333	275	232	232	24	24	
DIV. I NON-CONF.	6- 5	140	0- 0	346	337	265	265	25	25	
TOTALS	RPI 1-25	RPI 26-50	W-L RECORDS	RPI 51-100	RPI 101-150	RPI 150+				
15- 13	0- 0	0- 2	OVERALL	0- 3	0- 2	15- 6				
8- 4	0- 0	0- 1	HOME	0- 1	0- 1	8- 1				
7- 8	0- 0	0- 1	AWAY	0- 2	0- 1	7- 4				
0- 1	0- 0	0- 0	NEUTRAL	0- 0	0- 0	0- 1				
6- 5	0- 0	0- 0	NON-CONFERENCE	0- 1	0- 0	6- 4				
3- 1	0- 0	0- 0	HOME	0- 0	0- 0	3- 1				
3- 4	0- 0	0- 0	AWAY	0- 1	0- 0	3- 3				
0- 0	0- 0	0- 0	NEUTRAL	0- 0	0- 0	0- 0				
9- 8	0- 0	0- 2	CONFERENCE	0- 2	0- 2	9- 2				
5- 3	0- 0	0- 1	HOME	0- 1	0- 1	5- 0				
4- 4	0- 0	0- 1	AWAY	0- 1	0- 1	4- 1				
0- 1	0- 0	0- 0	NEUTRAL	0- 0	0- 0	0- 1				

RPI S	Opponent	Score	RPI S	Opponent	Score	RPI S	Opponent	Score	RPI S	Opponent	Score	Team's RPI: 232
48	A South Dakota St.	49 69	48	H South Dakota St.	61 74	76	A South Dakota	75 78	130	A Oral Roberts	73 76	
						76	H South Dakota	87 101	130	H Oral Roberts	61 68	
						90	A Missouri	52 89	180	H North Dakota	77 85	
									216	A Ill.-Chicago	54 67	
									217	A IUPUI	69 62	
									217	H IUPUI	73 62	
									217	N IUPUI	59 66	
									221	A Fla. Atlantic	88 90	
									249	A Marquette	57 65	
									268	A North Dakota St.	66 60	
									268	H North Dakota St.	88 66	
									282	H Milwaukee	79 59	
									293	A Omaha	51 54	
									293	H Omaha	71 56	
									302	H Eastern Ill.	63 54	
									308	A Denver	93 66	
									308	H Denver	75 56	
									314	A IPFW	98 85	
									314	H IPFW	59 55	
									318	A Southeast Mo. St.	79 62	
									326	A Bradley	75 63	
									342	H UMKC	71 48	
									344	A Chicago St.	90 55	
LAST 12 Division I GAMES:												
217	N IUPUI	59 66	293	A Omaha	51 54							
76	A South Dakota	75 78	268	A North Dakota St.	66 60							
48	A South Dakota St.	49 69	314	H IPFW	59 55							
308	H Denver	75 56	217	H IUPUI	73 62							
130	H Oral Roberts	61 68	268	H North Dakota St.	88 66							
217	A IUPUI	69 62	48	H South Dakota St.	61 74							

Non-Div I Games: Eureka 91 50 William Woods 89 42

Western Ill.

Average RPI Win:	180	WON-LOST	WINNING	LAST 10	STRENGTH OF	OPP. STRENGTH	TEAM	ADJ.	CONF.	ADJ CONF.
Average RPI Loss:	61	RECORD	PCT. RANK	GAMES	SCHEDULE	OF SCHEDULE	RPI	RPI	RPI	RPI
DIV. I ONLY	30- 5	13	9- 1	99	127	29	29	17	17	
DIV. I NON-CONF.	11- 3	34	0- 1	67	108	22	22	18	18	
TOTALS	RPI 1-25	RPI 26-50	W-L RECORDS	RPI 51-100	RPI 101-150	RPI 150+				
30- 5	0- 2	0- 1	OVERALL	7- 1	5- 0	18- 1				
14- 1	0- 0	0- 0	HOME	3- 1	3- 0	8- 0				
12- 3	0- 1	0- 1	AWAY	2- 0	1- 0	9- 1				
4- 1	0- 1	0- 0	NEUTRAL	2- 0	1- 0	1- 0				
11- 3	0- 2	0- 1	NON-CONFERENCE	5- 0	1- 0	5- 0				
6- 0	0- 0	0- 0	HOME	2- 0	1- 0	3- 0				
4- 2	0- 1	0- 1	AWAY	2- 0	0- 0	2- 0				
1- 1	0- 1	0- 0	NEUTRAL	1- 0	0- 0	0- 0				
19- 2	0- 0	0- 0	CONFERENCE	2- 1	4- 0	13- 1				
8- 1	0- 0	0- 0	HOME	1- 1	2- 0	5- 0				
8- 1	0- 0	0- 0	AWAY	0- 0	1- 0	7- 1				
3- 0	0- 0	0- 0	NEUTRAL	1- 0	1- 0	1- 0				

RPI 1-25				RPI 26-50				Team's RPI: 29				RPI 51-100				RPI 101+			
RPI	S	Opponent	Score	RPI	S	Opponent	Score	RPI	S	Opponent	Score	RPI	S	Opponent	Score	RPI	S	Opponent	Score
8	A	Louisville	67 89	28	A	Mississippi St.	77 88	51	N	Tulane	69 64	119	A	Old Dominion	76 60				
19	N	Texas	64 66					62	H	Middle Tenn.	63 60	119	H	Old Dominion	71 62				
								71	H	Southern Miss.	61 63	119	N	Old Dominion	61 59				
								71	N	Southern Miss.	60 57	121	H	Louisiana Tech	82 66				
								80	H	Albany (NY)	63 54	130	H	Ball St.	84 59				
								94	H	Ole Miss	98 69	158	A	Charlotte	76 61				
								99	A	Colorado	79 78	158	H	Charlotte	80 72				
								100	A	Hofstra	70 65	158	N	Charlotte	70 67				
												168	A	Marshall	67 53				
												168	H	Marshall	74 60				
												172	A	Belmont	66 50				
												181	A	UTSA	63 64				
												187	H	UAB	59 51				
												221	A	Fla. Atlantic	85 74				
												221	H	Fla. Atlantic	80 43				
												244	A	UTEP	80 74				
												246	H	Alabama St.	93 54				
												253	H	Central Ark.	93 57				
												260	A	Austin Peay	91 68				
												270	A	Rice	83 76				
												328	A	North Texas	77 49				
												334	A	FIU	88 47				
												334	H	FIU	81 42				
												346	H	Alabama A&M	96 44				
LAST 12 Division I GAMES:																			
		19	N	Texas	64 66			334	A	FIU	88 47								
		71	N	Southern Miss.	60 57			221	A	Fla. Atlantic	85 74								
		119	N	Old Dominion	61 59			62	H	Middle Tenn.	63 60								
		158	N	Charlotte	70 67			187	H	UAB	59 51								
		119	H	Old Dominion	71 62			168	H	Marshall	74 60								
		158	H	Charlotte	80 72			270	A	Rice	83 76								

Non-Div I Games:

Western Ky.

Average RPI Win:	209	WON-LOST	WINNING	LAST 10	STRENGTH OF	OPP. STRENGTH	TEAM	ADJ.	CONF.	ADJ CONF.
Average RPI Loss:	105	RECORD	PCT. RANK	GAMES	SCHEDULE	OF SCHEDULE	RPI	RPI	RPI	RPI
DIV. I ONLY	18- 13	112	4- 6	143	155	103	103	14	14	
DIV. I NON-CONF.	5- 5	152	0- 1	181	105	112	112	16	16	
TOTALS	RPI 1-25	RPI 26-50	W-L RECORDS	RPI 51-100	RPI 101-150	RPI 150+				
18- 13	0- 1	1- 2	OVERALL	2- 3	2- 5	13- 2				
10- 2	0- 0	1- 0	HOME	2- 0	1- 2	6- 0				
6- 10	0- 1	0- 2	AWAY	0- 3	1- 2	5- 2				
2- 1	0- 0	0- 0	NEUTRAL	0- 0	0- 1	2- 0				
5- 5	0- 1	0- 2	NON-CONFERENCE	0- 1	0- 0	5- 1				
2- 0	0- 0	0- 0	HOME	0- 0	0- 0	2- 0				
2- 5	0- 1	0- 2	AWAY	0- 1	0- 0	2- 1				
1- 0	0- 0	0- 0	NEUTRAL	0- 0	0- 0	1- 0				
13- 8	0- 0	1- 0	CONFERENCE	2- 2	2- 5	8- 1				
8- 2	0- 0	1- 0	HOME	2- 0	1- 2	4- 0				
4- 5	0- 0	0- 0	AWAY	0- 2	1- 2	3- 1				
1- 1	0- 0	0- 0	NEUTRAL	0- 0	0- 1	1- 0				

RPI 1-25				RPI 26-50				RPI 51-100				RPI 101+ Team's RPI: 103			
RPI	S	Opponent	Score	RPI	S	Opponent	Score	RPI	S	Opponent	Score	RPI	S	Opponent	Score
23	A	Green Bay	55 70	26	A	Ohio St.	46 83	55	A	Michigan	47 74	129	A	Buffalo	62 59
				45	A	Arkansas St.	49 61	85	A	Eastern Mich.	65 74	129	H	Buffalo	44 54
				50	H	Ohio	61 51	85	H	Eastern Mich.	83 56	129	N	Buffalo	60 63
								95	A	Akron	66 69	130	A	Ball St.	36 54
								95	H	Akron	67 61	130	H	Ball St.	51 50
												134	A	Toledo	57 67
												134	H	Toledo	46 65
												183	A	Central Mich.	51 63
												183	H	Central Mich.	69 64
												183	N	Central Mich.	81 68
												189	N	Holy Cross	51 40
												192	H	Massachusetts	63 41
												193	A	Stony Brook	55 59
												226	A	Detroit	71 57
												259	A	Northern Ill.	60 51
												259	H	Northern Ill.	50 45
												268	H	North Dakota St.	74 59
												280	A	Miami (OH)	61 53
												290	A	Kent St.	78 55
												299	H	Bowling Green	82 52
												299	H	Bowling Green	65 42
												344	A	Chicago St.	73 43
LAST 12 Division I GAMES:															
				45	A	Arkansas St.	49 61	130	H	Ball St.	51 50				
				129	N	Buffalo	60 63	134	A	Toledo	57 67				
				183	N	Central Mich.	81 68	183	A	Central Mich.	51 63				
				299	H	Bowling Green	65 42	129	H	Buffalo	44 54				
				259	H	Northern Ill.	50 45	259	A	Northern Ill.	60 51				
				85	A	Eastern Mich.	65 74	183	H	Central Mich.	69 64				

Non-Div I Games: Kentucky St. 70 45 Trine 81 45

Western Mich.

Loss, Non-Conf, S Site, H Home A Away N Neutral

Average RPI Win: 204		WON-LOST	WINNING	LAST 10	STRENGTH OF	OPP. STRENGTH	TEAM	ADJ.	CONF.	ADJ CONF.
Average RPI Loss: 54		RECORD	PCT. RANK	GAMES	SCHEDULE	OF SCHEDULE	RPI	RPI	RPI	RPI
DIV. I ONLY		29- 5	14	9- 1	198	126	42	42	21	21
DIV. I NON-CONF.		9- 4	72	0- 1	96	28	55	55	19	19
TOTALS		RPI 1-25	RPI 26-50	W-L RECORDS	RPI 51-100	RPI 101-150	RPI 150+			
29- 5	0- 3		1- 0	OVERALL	2- 0	7- 2	19- 0			
16- 0	0- 0		0- 0	HOME	2- 0	3- 0	11- 0			
8- 4	0- 2		0- 0	AWAY	0- 0	2- 2	6- 0			
5- 1	0- 1		1- 0	NEUTRAL	0- 0	2- 0	2- 0			
9- 4	0- 3		1- 0	NON-CONFERENCE	2- 0	0- 1	6- 0			
7- 0	0- 0		0- 0	HOME	2- 0	0- 0	5- 0			
0- 3	0- 2		0- 0	AWAY	0- 0	0- 1	0- 0			
2- 1	0- 1		1- 0	NEUTRAL	0- 0	0- 0	1- 0			
20- 1	0- 0		0- 0	CONFERENCE	0- 0	7- 1	13- 0			
9- 0	0- 0		0- 0	HOME	0- 0	3- 0	6- 0			
8- 1	0- 0		0- 0	AWAY	0- 0	2- 1	6- 0			
3- 0	0- 0		0- 0	NEUTRAL	0- 0	2- 0	1- 0			

RPI 1-25				
RPI	S	Opponent	Score	
3	A	Tennessee	51	54
18	N	FGCU	39	56
24	A	California	66	78

RPI 26-50			Team's RPI: 42	
RPI	S	Opponent	Score	
26	N	Ohio St.	70	55

RPI 51-100				
RPI	S	Opponent	Score	
70	H	Kansas St.	51	48
89	H	Creighton	65	56

RPI 101+				
RPI	S	Opponent	Score	
105	A	Drake	61	64
105	H	Drake	80	59
122	A	Eastern Wash.	58	86
126	A	Missouri St.	71	59
126	H	Missouri St.	69	50
126	N	Missouri St.	85	71
135	A	UNI	70	52
135	H	UNI	66	54
135	N	UNI	56	42
161	H	Texas-Arlington	71	61
175	A	Southern Ill.	69	61
175	H	Southern Ill.	80	61
186	A	Indiana St.	62	54
186	H	Indiana St.	63	52
199	H	Winthrop	66	20
203	N	Clemson	63	48
220	H	La.-Monroe	57	42
248	A	Evansville	77	63
248	H	Evansville	54	44
295	H	Sam Houston St.	70	46
304	A	Loyola Chicago	65	41
304	H	Loyola Chicago	64	55
304	N	Loyola Chicago	59	42
326	A	Bradley	61	45
326	H	Bradley	66	36
329	A	Illinois St.	46	41

LAST 12 Division I GAMES:				
24	A	California	66	78
126	N	Missouri St.	85	71
135	N	UNI	56	42
304	N	Loyola Chicago	59	42
186	A	Indiana St.	62	54
248	A	Evansville	77	63
135	H	UNI	66	54
105	H	Drake	80	59
175	A	Southern Ill.	69	61
329	A	Illinois St.	46	41
326	H	Bradley	66	36
304	H	Loyola Chicago	64	55

Non-Div I Games:

Wichita St.

Loss, Non-Conf, S Site, H Home A Away N Neutral

RPI	S	Opponent	Score
329	H	Illinois St.	85 38
338	H	Ark.-Pine Bluff	55 26

Wichita St.

W
i
c
h
i
t
a
s
t
.

W
i
c
h
i
t
a
s
t
.

William & Mary

Through Games Of April 7, 2015

Average RPI Win:	235	WON-LOST	WINNING	LAST 10	STRENGTH OF	OPP. STRENGTH	TEAM	ADJ.	CONF.	ADJ CONF.
Average RPI Loss:	129	RECORD	PCT. RANK	GAMES	SCHEDULE	OF SCHEDULE	RPI	RPI	RPI	RPI
DIV. I ONLY	15- 16	184	5- 5	203	207	196	196	16	16	
DIV. I NON-CONF.	6- 6	152	0- 1	201	316	169	169	11	11	
TOTALS	RPI 1-25	RPI 26-50	W-L RECORDS	RPI 51-100	RPI 101-150	RPI 150+				
15- 16	0- 0	0- 2	OVERALL	2- 5	1- 3	12- 6				
8- 6	0- 0	0- 1	HOME	1- 3	1- 1	6- 1				
7- 9	0- 0	0- 1	AWAY	1- 1	0- 2	6- 5				
0- 1	0- 0	0- 0	NEUTRAL	0- 1	0- 0	0- 0				
6- 6	0- 0	0- 0	NON-CONFERENCE	0- 2	1- 1	5- 3				
3- 2	0- 0	0- 0	HOME	0- 2	1- 0	2- 0				
3- 4	0- 0	0- 0	AWAY	0- 0	0- 1	3- 3				
0- 0	0- 0	0- 0	NEUTRAL	0- 0	0- 0	0- 0				
9- 10	0- 0	0- 2	CONFERENCE	2- 3	0- 2	7- 3				
5- 4	0- 0	0- 1	HOME	1- 1	0- 1	4- 1				
4- 5	0- 0	0- 1	AWAY	1- 1	0- 1	3- 2				
0- 1	0- 0	0- 0	NEUTRAL	0- 1	0- 0	0- 0				

RPI 1-25			RPI 26-50			RPI 51-100			RPI 101+			Team's RPI: 196			
RPI	S	Opponent	Score	RPI	S	Opponent	Score	RPI	S	Opponent	Score				
				31	A	James Madison	50 92	86	H	Richmond	56 59	107	A	Elon	60 64
				31	H	James Madison	43 65	92	A	Drexel	72 68	107	H	Elon	59 72
								92	H	Drexel	46 49	119	A	Old Dominion	58 65
								97	H	Maine	51 54	141	H	VCU	56 48
								100	A	Hofstra	46 52	152	A	High Point	80 87
								100	H	Hofstra	57 56	170	A	N.C. A&T	59 57
								100	N	Hofstra	51 64	184	A	La Salle	71 78
												191	A	Xavier	56 57
												194	A	Delaware	50 48
												194	H	Delaware	56 61
												207	A	Radford	81 71
												230	A	UNCW	62 63
												230	H	UNCW	67 62
												245	A	Towson	69 77
												245	H	Towson	68 56
												286	H	Loyola Maryland	72 71
												289	A	Col. of Charleston	84 55
												289	H	Col. of Charleston	74 59
												312	A	Northeastern	72 66
												312	H	Northeastern	62 47
												315	A	Wofford	71 51
												343	H	Longwood	90 55
LAST 12 Division I GAMES:															
				191	A	Xavier	56 57	289	H	Col. of Charleston	74 59				
				100	N	Hofstra	51 64	194	H	Delaware	56 61				
				245	H	Towson	68 56	100	A	Hofstra	46 52				
				312	H	Northeastern	62 47	92	A	Drexel	72 68				
				289	A	Col. of Charleston	84 55	312	A	Northeastern	72 66				
				107	A	Elon	60 64	230	H	UNCW	67 62				

Non-Div I Games:

William & Mary

■ Loss,
 ■ Non-Conf,
 ■ S Site,
 ■ H Home
 ■ A Away
 N Neutral

Winthrop

Through Games Of April 7, 2015

Average RPI Win:	262	WON-LOST	WINNING	LAST 10	STRENGTH OF	OPP. STRENGTH	TEAM	ADJ.	CONF.	ADJ CONF.
Average RPI Loss:	168	RECORD	PCT. RANK	GAMES	SCHEDULE	OF SCHEDULE	RPI	RPI	RPI	RPI
DIV. I ONLY	16- 13	135	6- 4	263	304	199	199	28	28	
DIV. I NON-CONF.	3- 5	216	0- 0	142	70	185	185	32	32	
TOTALS	RPI 1-25	RPI 26-50	W-L RECORDS	RPI 51-100	RPI 101-150	RPI 150+				
16- 13	0- 1	0- 2	OVERALL	1- 1	0- 0	15- 9				
11- 2	0- 0	0- 0	HOME	1- 0	0- 0	10- 2				
5- 9	0- 1	0- 2	AWAY	0- 1	0- 0	5- 5				
0- 2	0- 0	0- 0	NEUTRAL	0- 0	0- 0	0- 2				
3- 5	0- 1	0- 2	NON-CONFERENCE	0- 0	0- 0	3- 2				
2- 1	0- 0	0- 0	HOME	0- 0	0- 0	2- 1				
1- 3	0- 1	0- 2	AWAY	0- 0	0- 0	1- 0				
0- 1	0- 0	0- 0	NEUTRAL	0- 0	0- 0	0- 1				
13- 8	0- 0	0- 0	CONFERENCE	1- 1	0- 0	12- 7				
9- 1	0- 0	0- 0	HOME	1- 0	0- 0	8- 1				
4- 6	0- 0	0- 0	AWAY	0- 1	0- 0	4- 5				
0- 1	0- 0	0- 0	NEUTRAL	0- 0	0- 0	0- 1				

RPI 1-25				RPI 26-50				RPI 51-100				RPI 101+ Team's RPI: 199			
RPI	S	Opponent	Score	RPI	S	Opponent	Score	RPI	S	Opponent	Score	RPI	S	Opponent	Score
3	A	Tennessee	48 81	26	A	Ohio St.	52 66	64	A	Liberty	71 91	151	H	Auburn	56 54
				42	A	Wichita St.	20 66	64	H	Liberty	63 58	152	A	High Point	55 81
												152	H	High Point	91 74
												155	H	Furman	55 73
												206	A	Campbell	52 62
												206	H	Campbell	61 59
												206	N	Campbell	52 65
												207	A	Radford	47 55
												207	H	Radford	66 45
												234	N	George Mason	57 69
												242	A	Presbyterian	60 53
												242	H	Presbyterian	54 51
												265	H	Davidson	75 60
												279	A	Gardner-Webb	62 75
												279	H	Gardner-Webb	65 79
												307	A	UNC Asheville	57 54
												307	H	UNC Asheville	75 55
												335	A	Coastal Caro.	62 81
												335	H	Coastal Caro.	81 68
												339	A	N.C. Central	71 63
												343	A	Longwood	63 62
												343	H	Longwood	81 48
												348	A	Charleston So.	79 50
												348	H	Charleston So.	77 40
LAST 12 Division I GAMES:															
				206	N	Campbell	52 65					152	H	High Point	91 74
				242	A	Presbyterian	60 53					307	A	UNC Asheville	57 54
				64	A	Liberty	71 91					206	A	Campbell	52 62
				335	H	Coastal Caro.	81 68					348	H	Charleston So.	77 40
				207	H	Radford	66 45					343	A	Longwood	63 62
				279	A	Gardner-Webb	62 75					242	H	Presbyterian	54 51

Non-Div I Games: Gallaudet 117 43

Winthrop

■ Loss,
 ■ Non-Conf,
 ■ S Site,
 ■ Home
 ■ A Away
 N Neutral

Average RPI Win:	180	WON-LOST	WINNING	LAST 10	STRENGTH OF	OPP. STRENGTH	TEAM	ADJ.	CONF.	ADJ CONF.
Average RPI Loss:	52	RECORD	PCT. RANK	GAMES	SCHEDULE	OF SCHEDULE	RPI	RPI	RPI	RPI
DIV. I ONLY	9- 20	273	2- 8	44	14	163	163	4	4	
DIV. I NON-CONF.	4- 6	207	0- 0	101	20	163	163	4	4	
TOTALS	RPI 1-25	RPI 26-50	W-L RECORDS	RPI 51-100	RPI 101-150	RPI 150+				
9- 20	0- 5	0- 8	OVERALL	1- 4	3- 2	5- 1				
5- 8	0- 2	0- 5	HOME	1- 1	1- 0	3- 0				
4- 9	0- 2	0- 3	AWAY	0- 2	2- 1	2- 1				
0- 3	0- 1	0- 0	NEUTRAL	0- 1	0- 1	0- 0				
4- 6	0- 2	0- 0	NON-CONFERENCE	0- 3	1- 1	3- 0				
3- 1	0- 0	0- 0	HOME	0- 1	1- 0	2- 0				
1- 3	0- 1	0- 0	AWAY	0- 1	0- 1	1- 0				
0- 2	0- 1	0- 0	NEUTRAL	0- 1	0- 0	0- 0				
5- 14	0- 3	0- 8	CONFERENCE	1- 1	2- 1	2- 1				
2- 7	0- 2	0- 5	HOME	1- 0	0- 0	1- 0				
3- 6	0- 1	0- 3	AWAY	0- 1	2- 0	1- 1				
0- 1	0- 0	0- 0	NEUTRAL	0- 0	0- 1	0- 0				

RPI	S	Opponent	Score	RPI	S	Opponent	Score	RPI	S	Opponent	Score	RPI	S	Opponent	Score	Team's RPI: 163
4	N	South Carolina	44 67	26	H	Ohio St.	73 85	55	H	Michigan	63 53	105	A	Drake	77 89	
6	H	Maryland	70 81	37	A	Northwestern	46 68	56	A	Miami (FL)	54 66	109	A	Illinois	73 62	
9	A	Iowa	74 78	37	H	Northwestern	83 86	67	H	Vanderbilt	58 67	130	H	Oral Roberts	70 52	
9	H	Iowa	75 87	38	H	Rutgers	63 73	74	N	East Carolina	43 61	139	A	Purdue	65 56	
23	A	Green Bay	43 53	41	A	Nebraska	63 70	79	A	Michigan St.	71 77	139	N	Purdue	56 58	
				41	H	Nebraska	72 89					159	A	Florida	51 48	
				46	A	Minnesota	82 93					164	A	Indiana	52 69	
				46	H	Minnesota	60 72					224	A	Penn St.	62 56	
												224	H	Penn St.	65 46	
												249	H	Marquette	89 64	
												329	H	Illinois St.	71 60	
LAST 12 Division I GAMES:																
139	N	Purdue	56 58	46	A	Minnesota	82 93									
224	A	Penn St.	62 56	9	H	Iowa	75 87									
9	A	Iowa	74 78	109	A	Illinois	73 62									
37	H	Northwestern	83 86	26	H	Ohio St.	73 85									
6	H	Maryland	70 81	79	A	Michigan St.	71 77									
41	A	Nebraska	63 70	41	H	Nebraska	72 89									

Non-Div I Games:

Wisconsin

■ Loss,
■ Non-Conf,
■ S Site,
■ H Home
■ A Away
N Neutral

Wofford

Through Games Of April 7, 2015

Average RPI Win: 318	WON-LOST	WINNING	LAST 10	STRENGTH OF	OPP. STRENGTH	TEAM	ADJ.	CONF.	ADJ CONF.
Average RPI Loss: 187	RECORD	PCT. RANK	GAMES	SCHEDULE	OF SCHEDULE	RPI	RPI	RPI	RPI
DIV. I ONLY	6- 22	308	3- 7	274	305	315	315	20	20
DIV. I NON-CONF.	3- 10	285	0- 0	322	349	328	328	22	22
TOTALS	RPI 1-25	RPI 26-50	W-L RECORDS	RPI 51-100	RPI 101-150	RPI 150+			
6- 22	0- 2	0- 1	OVERALL	0- 0	0- 2	6- 17			
3- 9	0- 1	0- 0	HOME	0- 0	0- 1	3- 7			
3- 11	0- 1	0- 1	AWAY	0- 0	0- 1	3- 8			
0- 2	0- 0	0- 0	NEUTRAL	0- 0	0- 0	0- 2			
3- 10	0- 0	0- 1	NON-CONFERENCE	0- 0	0- 0	3- 9			
1- 4	0- 0	0- 0	HOME	0- 0	0- 0	1- 4			
2- 5	0- 0	0- 1	AWAY	0- 0	0- 0	2- 4			
0- 1	0- 0	0- 0	NEUTRAL	0- 0	0- 0	0- 1			
3- 12	0- 2	0- 0	CONFERENCE	0- 0	0- 2	3- 8			
2- 5	0- 1	0- 0	HOME	0- 0	0- 1	2- 3			
1- 6	0- 1	0- 0	AWAY	0- 0	0- 1	1- 4			
0- 1	0- 0	0- 0	NEUTRAL	0- 0	0- 0	0- 1			

RPI 1-25				RPI 26-50				RPI 51-100				RPI 101+ Team's RPI: 315			
RPI	S	Opponent	Score	RPI	S	Opponent	Score	RPI	S	Opponent	Score	RPI	S	Opponent	Score
22	A	Chattanooga	41 68	50	A	Ohio	37 84					120	A	East Tenn. St.	47 69
22	H	Chattanooga	43 70									120	H	East Tenn. St.	47 79
												155	A	Furman	56 58
												155	H	Furman	53 70
												173	A	Mercer	51 80
												173	H	Mercer	51 63
												173	N	Mercer	54 75
												191	A	Xavier	51 75
												196	H	William & Mary	51 71
												204	A	Samford	50 69
												204	H	Samford	43 68
												207	A	Radford	59 60
												208	A	Jacksonville St.	55 70
												243	A	North Florida	60 68
												279	H	Gardner-Webb	60 65
												281	H	South Carolina St.	53 59
												294	H	NJIT	50 76
												301	A	Western Caro.	63 55
												301	H	Western Caro.	59 49
												307	A	UNC Asheville	70 52
												311	A	UNCG	59 65
												311	H	UNCG	77 64
												334	N	FIU	75 83
												339	A	N.C. Central	69 55
												348	H	Charleston So.	55 48
LAST 12 Division I GAMES:															
				173	N	Mercer	54 75	22	A	Chattanooga	41 68				
				155	H	Furman	53 70	204	A	Samford	50 69				
				311	A	UNCG	59 65	301	H	Western Caro.	59 49				
				301	A	Western Caro.	63 55	311	H	UNCG	77 64				
				173	H	Mercer	51 63	155	A	Furman	56 58				
				204	H	Samford	43 68	120	A	East Tenn. St.	47 69				

Non-Div I Games: Montreat 87 36 Bluefield Col. 69 45

Wofford

Loss, Non-Conf, S Site, H Home A Away N Neutral

Average RPI Win:	233	WON-LOST	WINNING	LAST 10	STRENGTH OF	OPP. STRENGTH	TEAM	ADJ.	CONF.	ADJ CONF.
Average RPI Loss:	79	RECORD	PCT. RANK	GAMES	SCHEDULE	OF SCHEDULE	RPI	RPI	RPI	RPI
DIV. I ONLY	23- 9	40	7- 3	248	146	88	88	13	13	
DIV. I NON-CONF.	9- 4	72	0- 1	325	169	154	154	15	15	
TOTALS	RPI 1-25	RPI 26-50	W-L RECORDS	RPI 51-100	RPI 101-150	RPI 150+				
23- 9	0- 4	0- 0	OVERALL	1- 1	3- 4	19- 0				
12- 2	0- 2	0- 0	HOME	1- 0	1- 0	10- 0				
8- 7	0- 2	0- 0	AWAY	0- 1	1- 4	7- 0				
3- 0	0- 0	0- 0	NEUTRAL	0- 0	1- 0	2- 0				
9- 4	0- 1	0- 0	NON-CONFERENCE	0- 0	1- 3	8- 0				
4- 1	0- 1	0- 0	HOME	0- 0	0- 0	4- 0				
3- 3	0- 0	0- 0	AWAY	0- 0	1- 3	2- 0				
2- 0	0- 0	0- 0	NEUTRAL	0- 0	0- 0	2- 0				
14- 5	0- 3	0- 0	CONFERENCE	1- 1	2- 1	11- 0				
8- 1	0- 1	0- 0	HOME	1- 0	1- 0	6- 0				
5- 4	0- 2	0- 0	AWAY	0- 1	0- 1	5- 0				
1- 0	0- 0	0- 0	NEUTRAL	0- 0	1- 0	0- 0				

RPI 1-25				RPI 26-50				RPI 51-100 Team's RPI: 88				RPI 101+			
RPI	S	Opponent	Score	RPI	S	Opponent	Score	RPI	S	Opponent	Score	RPI	S	Opponent	Score
11	H	Dayton	76 79					91	A	Youngstown St.	70 75	118	A	Cleveland St.	63 67
23	A	Green Bay	77 86					91	H	Youngstown St.	92 55	118	H	Cleveland St.	82 65
23	A	Green Bay	45 61									118	N	Cleveland St.	99 87
23	H	Green Bay	59 68									134	A	Toledo	64 72
												139	A	Purdue	46 70
												143	A	Northern Ky.	72 60
												146	A	Butler	49 57
												175	H	Southern Ill.	70 50
												198	H	Lamar	82 61
												216	A	Ill.-Chicago	74 63
												216	H	Ill.-Chicago	74 54
												226	A	Detroit	74 59
												226	H	Detroit	76 57
												241	A	Oakland	108 89
												241	H	Oakland	95 60
												241	H	Oakland	92 66
												260	A	Austin Peay	85 73
												264	A	Lipscomb	79 66
												277	N	UC Irvine	80 42
												282	A	Milwaukee	80 58
												282	H	Milwaukee	91 73
												284	A	Valparaiso	80 62
												284	H	Valparaiso	95 66
												308	N	Denver	72 63
												331	H	Murray St.	75 68
												344	H	Chicago St.	81 40
LAST 12 Division I GAMES:															
134	A	Toledo	64 72	226	A	Detroit	74 59								
23	A	Green Bay	77 86	241	H	Oakland	92 66								
118	N	Cleveland St.	99 87	118	A	Cleveland St.	63 67								
241	H	Oakland	95 60	216	A	Ill.-Chicago	74 63								
282	H	Milwaukee	91 73	23	A	Green Bay	45 61								
216	H	Ill.-Chicago	74 54	284	H	Valparaiso	95 66								

Non-Div I Games: Otterbein 104 51 Central St. (OH) 118 70

Wright St.

Loss, Non-Conf, S Site, H Home A Away N Neutral

Wyoming

Through Games Of April 7, 2015

Average RPI Win:	256	WON-LOST	WINNING	LAST 10	STRENGTH OF	OPP. STRENGTH	TEAM	ADJ.	CONF.	ADJ CONF.
Average RPI Loss:	114	RECORD	PCT. RANK	GAMES	SCHEDULE	OF SCHEDULE	RPI	RPI	RPI	RPI
DIV. I ONLY	14- 14	169	7- 3	263	168	213	213	22	22	
DIV. I NON-CONF.	3- 5	216	0- 0	232	110	224	224	21	21	
TOTALS	RPI 1-25	RPI 26-50	W-L RECORDS	RPI 51-100	RPI 101-150	RPI 150+				
14- 14	0- 0	0- 1	OVERALL	1- 7	1- 2	12- 4				
7- 5	0- 0	0- 1	HOME	0- 2	0- 1	7- 1				
5- 7	0- 0	0- 0	AWAY	1- 3	1- 1	3- 3				
2- 2	0- 0	0- 0	NEUTRAL	0- 2	0- 0	2- 0				
3- 5	0- 0	0- 1	NON-CONFERENCE	1- 2	0- 0	2- 2				
1- 2	0- 0	0- 1	HOME	0- 0	0- 0	1- 1				
1- 2	0- 0	0- 0	AWAY	1- 1	0- 0	0- 1				
1- 1	0- 0	0- 0	NEUTRAL	0- 1	0- 0	1- 0				
11- 9	0- 0	0- 0	CONFERENCE	0- 5	1- 2	10- 2				
6- 3	0- 0	0- 0	HOME	0- 2	0- 1	6- 0				
4- 5	0- 0	0- 0	AWAY	0- 2	1- 1	3- 2				
1- 1	0- 0	0- 0	NEUTRAL	0- 1	0- 0	1- 0				

RPI 1-25				RPI 26-50				RPI 51-100				RPI 101+				Team's RPI: 213	
RPI	S	Opponent	Score	RPI	S	Opponent	Score	RPI	S	Opponent	Score	RPI	S	Opponent	Score		
				33	H	Gonzaga	56 70					110	A	New Mexico	54 60		
								57	A	Fresno St.	50 67	110	H	New Mexico	55 66		
								57	H	Fresno St.	65 66	111	A	Boise St.	64 59		
								57	N	Fresno St.	66 74	169	A	Montana St.	52 79		
								59	N	Iowa St.	63 84	190	H	Idaho	66 77		
								83	A	Montana	60 54	225	A	San Diego St.	54 57		
								96	A	Colorado St.	58 67	225	H	San Diego St.	74 66		
								96	H	Colorado St.	55 58	227	A	San Jose St.	71 61		
								99	A	Colorado	71 76	227	H	San Jose St.	96 60		
												237	A	UNLV	55 58		
												237	H	UNLV	99 68		
												278	A	Utah St.	61 57		
												278	H	Utah St.	86 51		
												287	A	Nevada	61 45		
												287	H	Nevada	77 54		
												308	H	Denver	82 41		
												341	N	Howard	67 53		
												345	H	Air Force	74 51		
												345	N	Air Force	70 48		
LAST 12 Division I GAMES:																	
						</											

Non-Div I Games: Western St. 104 29 South Dakota Mines 77 41

Wyoming

Loss, Non-Conf, S Site, H Home A Away N Neutral

Average RPI Win:	248	WON-LOST	WINNING	LAST 10	STRENGTH OF	OPP. STRENGTH	TEAM	ADJ.	CONF.	ADJ CONF.
Average RPI Loss:	84	RECORD	PCT. RANK	GAMES	SCHEDULE	OF SCHEDULE	RPI	RPI	RPI	RPI
DIV. I ONLY	18- 15	146	4- 6	251	112	191	191	10	10	
DIV. I NON-CONF.	9- 4	72	1- 1	303	286	181	181	9	9	
TOTALS	RPI 1-25	RPI 26-50	W-L RECORDS	RPI 51-100	RPI 101-150	RPI 150+				
18- 15	0- 0	0- 5	OVERALL	2- 5	0- 4	16- 1				
12- 6	0- 0	0- 2	HOME	2- 1	0- 3	10- 0				
5- 8	0- 0	0- 2	AWAY	0- 4	0- 1	5- 1				
1- 1	0- 0	0- 1	NEUTRAL	0- 0	0- 0	1- 0				
9- 4	0- 0	0- 0	NON-CONFERENCE	0- 1	0- 2	9- 1				
7- 2	0- 0	0- 0	HOME	0- 0	0- 2	7- 0				
2- 2	0- 0	0- 0	AWAY	0- 1	0- 0	2- 1				
0- 0	0- 0	0- 0	NEUTRAL	0- 0	0- 0	0- 0				
9- 11	0- 0	0- 5	CONFERENCE	2- 4	0- 2	7- 0				
5- 4	0- 0	0- 2	HOME	2- 1	0- 1	3- 0				
3- 6	0- 0	0- 2	AWAY	0- 3	0- 1	3- 0				
1- 1	0- 0	0- 1	NEUTRAL	0- 0	0- 0	1- 0				

RPI 1-25				RPI 26-50				RPI 51-100				RPI 101+				Team's RPI: 191	
RPI	S	Opponent	Score	RPI	S	Opponent	Score	RPI	S	Opponent	Score	RPI	S	Opponent	Score		
				35	A	DePaul	61 84	62	A	Middle Tenn.	68 90	112	H	Virginia	62 71		
				35	H	DePaul	63 87	63	A	Villanova	48 64	146	A	Butler	53 71		
				35	N	DePaul	53 87	63	H	Villanova	34 54	146	H	Butler	54 58		
				43	A	Seton Hall	54 78	77	A	St. John's (NY)	42 65	147	H	Siena	49 69		
				43	H	Seton Hall	60 77	77	H	St. John's (NY)	74 61	165	A	Kennesaw St.	60 61		
								89	A	Creighton	65 74	196	H	William & Mary	57 56		
								89	H	Creighton	66 65	202	H	Robert Morris	70 65		
												240	H	Monmouth	61 45		
												242	H	Presbyterian	45 43		
												249	A	Marquette	74 71		
												249	H	Marquette	91 72		
												250	A	Cincinnati	72 71		
												264	H	Lipscomb	62 38		
												269	A	Providence	68 57		
												269	H	Providence	71 59		
												296	A	Georgetown	60 55		
												296	H	Georgetown	63 55		
												296	N	Georgetown	70 67		
												315	H	Wofford	75 51		
												324	A	Binghamton	89 71		
												338	H	Ark.-Pine Bluff	89 52		
LAST 12 Division I GAMES:																	
				147	H	Siena	49 69	146	A	Butler	53 71						
				196	H	William & Mary	57 56	63	A	Villanova	48 64						
				35	N	DePaul	53 87	296	A	Georgetown	60 55						
				296	N	Georgetown	70 67	35	H	DePaul	63 87						
				77	H	St. John's (NY)	74 61	249	H	Marquette	91 72						
				43	H	Seton Hall	60 77	269	A	Providence	68 57						

Non-Div I Games:

Xavier

Average RPI Win:	229	WON-LOST	WINNING	LAST 10	STRENGTH OF	OPP. STRENGTH	TEAM	ADJ.	CONF.	ADJ CONF.
Average RPI Loss:	83	RECORD	PCT. RANK	GAMES	SCHEDULE	OF SCHEDULE	RPI	RPI	RPI	RPI
DIV. I ONLY	13- 14	193	3- 7	80	121	128	128	8	8	
DIV. I NON-CONF.	6- 7	174	0- 0	148	188	158	158	10	10	
TOTALS	RPI 1-25	RPI 26-50	W-L RECORDS	RPI 51-100	RPI 101-150	RPI 150+				
13- 14	0- 4	0- 1	OVERALL	1- 3	1- 4	11- 2				
8- 4	0- 1	0- 0	HOME	1- 2	1- 1	6- 0				
5- 9	0- 3	0- 1	AWAY	0- 1	0- 2	5- 2				
0- 1	0- 0	0- 0	NEUTRAL	0- 0	0- 1	0- 0				
6- 7	0- 2	0- 1	NON-CONFERENCE	1- 1	0- 1	5- 2				
4- 1	0- 0	0- 0	HOME	1- 1	0- 0	3- 0				
2- 5	0- 2	0- 1	AWAY	0- 0	0- 0	2- 2				
0- 1	0- 0	0- 0	NEUTRAL	0- 0	0- 1	0- 0				
7- 7	0- 2	0- 0	CONFERENCE	0- 2	1- 3	6- 0				
4- 3	0- 1	0- 0	HOME	0- 1	1- 1	3- 0				
3- 4	0- 1	0- 0	AWAY	0- 1	0- 2	3- 0				
0- 0	0- 0	0- 0	NEUTRAL	0- 0	0- 0	0- 0				

RPI 1-25				RPI 26-50				RPI 51-100				RPI 101+ Team's RPI: 128			
RPI	S	Opponent	Score	RPI	S	Opponent	Score	RPI	S	Opponent	Score	RPI	S	Opponent	Score
10	A	Princeton	49 67	36	A	Washington	51 81	58	A	Penn	33 59	111	N	Boise St.	53 59
10	H	Princeton	50 56					58	H	Penn	42 61	123	A	Harvard	55 65
13	A	Arizona St.	51 69					77	H	St. John's (NY)	50 61	123	H	Harvard	63 68
21	A	Oklahoma	54 71					97	H	Maine	57 55	138	A	Cornell	37 56
												138	H	Cornell	60 53
												153	A	Dartmouth	60 46
												153	H	Dartmouth	53 28
												160	A	Bucknell	66 73
												189	H	Holy Cross	83 70
												219	A	UMass Lowell	72 80
												231	A	Brown	79 69
												231	H	Brown	66 49
												240	H	Monmouth	62 58
												288	A	Columbia	67 57
												288	H	Columbia	55 47
												322	H	Boston U.	66 59
												323	A	Wagner	90 65
												325	A	Saint Peter's	53 45
LAST 12 Division I GAMES:															
153	H	Dartmouth	53 28	10	H	Princeton	50 56								
123	H	Harvard	63 68	58	H	Penn	42 61								
58	A	Penn	33 59	123	A	Harvard	55 65								
10	A	Princeton	49 67	153	A	Dartmouth	60 46								
288	A	Columbia	67 57	138	H	Cornell	60 53								
138	A	Cornell	37 56	288	H	Columbia	55 47								

Non-Div I Games: Alas. Anchorage 63 72

Yale

Loss, Non-Conf, S Site, H Home A Away N Neutral

Average RPI Win:	214	WON-LOST	WINNING	LAST 10	STRENGTH OF	OPP. STRENGTH	TEAM	ADJ.	CONF.	ADJ CONF.
Average RPI Loss:	107	RECORD	PCT. RANK	GAMES	SCHEDULE	OF SCHEDULE	RPI	RPI	RPI	RPI
DIV. I ONLY	19- 11	85	6- 4	127	212	91	91	13	13	
DIV. I NON-CONF.	9- 3	44	0- 1	109	257	51	51	15	15	
TOTALS	RPI 1-25	RPI 26-50	W-L RECORDS	RPI 51-100	RPI 101-150	RPI 150+				
19- 11	0- 3	0- 2	OVERALL	2- 1	1- 2	16- 3				
9- 4	0- 1	0- 1	HOME	2- 0	1- 0	6- 2				
9- 7	0- 2	0- 1	AWAY	0- 1	0- 2	9- 1				
1- 0	0- 0	0- 0	NEUTRAL	0- 0	0- 0	1- 0				
9- 3	0- 0	0- 2	NON-CONFERENCE	1- 0	0- 1	8- 0				
3- 1	0- 0	0- 1	HOME	1- 0	0- 0	2- 0				
5- 2	0- 0	0- 1	AWAY	0- 0	0- 1	5- 0				
1- 0	0- 0	0- 0	NEUTRAL	0- 0	0- 0	1- 0				
10- 8	0- 3	0- 0	CONFERENCE	1- 1	1- 1	8- 3				
6- 3	0- 1	0- 0	HOME	1- 0	1- 0	4- 2				
4- 5	0- 2	0- 0	AWAY	0- 1	0- 1	4- 1				
0- 0	0- 0	0- 0	NEUTRAL	0- 0	0- 0	0- 0				

RPI 1-25				RPI 26-50				RPI 51-100 Team's RPI: 91				RPI 101+			
RPI	S	Opponent	Score	RPI	S	Opponent	Score	RPI	S	Opponent	Score	RPI	S	Opponent	Score
23	A	Green Bay	43 66	39	A	Pittsburgh	52 78	88	A	Wright St.	55 92	118	A	Cleveland St.	62 73
23	A	Green Bay	54 63	44	H	Duquesne	54 72	88	H	Wright St.	75 70	118	H	Cleveland St.	79 65
23	H	Green Bay	27 73					95	H	Akron	75 62	138	A	Cornell	63 75
												154	A	Tennessee St.	73 66
												160	H	Bucknell	69 54
												202	A	Robert Morris	73 65
												207	A	Radford	70 44
												215	N	Nicholls St.	51 50
												216	A	Ill.-Chicago	69 66
												216	H	Ill.-Chicago	63 66
												226	A	Detroit	70 65
												226	H	Detroit	73 55
												226	H	Detroit	58 59
												238	H	Niagara	83 61
												241	A	Oakland	82 85
												241	H	Oakland	76 54
												263	A	Canisius	80 48
												282	A	Milwaukee	79 73
												282	H	Milwaukee	87 64
												284	A	Valparaiso	87 69
												284	H	Valparaiso	80 57
												290	A	Kent St.	68 49
LAST 12 Division I GAMES:															
				44	H	Duquesne	54 72	284	A	Valparaiso	87 69				
				23	A	Green Bay	54 63	282	A	Milwaukee	79 73				
				226	H	Detroit	73 55	226	A	Detroit	70 65				
				284	H	Valparaiso	80 57	241	H	Oakland	76 54				
				118	A	Cleveland St.	62 73	216	H	Ill.-Chicago	63 66				
				23	H	Green Bay	27 73	88	A	Wright St.	55 92				

Non-Div I Games: Oberlin 92 43 Ohio Valley 84 33

Youngstown St.

Loss, Non-Conf, S Site, H Home A Away N Neutral